


SOUTHEAST MISSOURI STATE REDHAWKS



POWER

WHAT WILL YOU BRING?



**REDHAWKS
BASKETBALL**
2016-17 MEDIA GUIDE



**DO
YOU
HAVE
THE
WILL
TO**

**serve all
community
members?**



**SOUTHEAST MISSOURI
STATE UNIVERSITY • 1873**

Southeast Missouri State REDHAWKS

TABLE OF CONTENTS

INTRO TO REDHAWK BASKETBALL

Media Information	2-5
Travel Arrangements	6-7
Show Me Center	8-9
Basketball Gameday	10-11
Academic Excellence	12-13
Social Development	14-15
Competitive Success	16-17
Sports Medicine	18-19
President Dr. Carlos Vargas	20-21
Director of Athletics Brady Barke	22-23
Athletics Staff	24-29
Mission Statement	30

SEASON PREVIEW

Season Outlook	32-35
Numerical/Alphabetical Roster	36
Radio/TV Roster	37
Calendar Schedule	38-40

COACHING STAFF

Head Coach Rick Ray	42-46
Assistant Coach Adam Gordon	47
Assistant Coach Nick Lagroone	48
Assistant Coach Chris Moore	49
Basketball Staff	50

PLAYER PROFILES

Joel Angus III	52-53
Jamaal Calvin	54-55
Antonius Cleveland	56-57
Trey Kellum	58-59
Returnee Game-by-Game Statistics	60-61
Newcomers	62-64

YEAR IN REVIEW

2015-16 Final Statistics	66-72
2015-16 Box Scores	73-80

OPPONENTS

2016-17 Opponents	82-88
Series Results vs. 2016-17 Opponents	88-90
Results vs. All Opponents	91
Ray vs. All Opponents	92

THIS IS THE OVC

OVC History	94-99
2015-16 Final OVC Statistics	100-103
2017 OVC Tournament	104-105
2016-17 Composite Schedule	106-108



RECORDS & HISTORY

Honors & Awards	110-112
Records/Coaching History	113
Team Single-Season Records	114-115
Career Rankings	116-117
Single-Season Rankings	118-119
Individual and Team Records	120
Annual Leaders	121
25+ Point Games/15+ Rebound Games	122-123
OVC Tournament History	124-125
Yearly Results (Since 1962)	126-136
All-Time Lettermen	137-139
Honored Teams	140-142

THIS IS SOUTHEAST

Southeast Missouri State University	144-149
2017 NCAA Tournament Bracket	150

CREDITS

The 2016-17 Southeast Missouri Basketball Guide was written, edited and designed by Sports Information Director Jeff Honza. Additional editorial, research and writing assistance by Jeremy Young, Paige Faircloth and Bailey Walker. Other design and graphics assistance provided by Tonya Wells and Krista Mayfield. Photography by Marc Mahnke, Keith Hente, Aaron Palmer, Bill Barrett, Fred Lynch, Josh Russell, Ben Mikesell, Sean Stevenson, Kevin Scanlon, Danny Chesnut, Joe Murphy and Tony Marable. Special thanks to opposing school sports information directors for submitting information to the opponents section of this publication.

Southeast Missouri State University accepts the sanctions announced by the National Collegiate Athletic Association (NCAA) in its investigation into the Southeast women's basketball program during the 2013-14 academic year.

Summary of the violations:

- (1) A former assistant women's basketball coach had multiple impermissible in-person, off-campus contacts and communications with two prospective women's basketball student-athletes, who were twin sisters, and their family.
- (2) The former assistant coach also provided the recruits and their family with at least \$178 in school apparel and accessories at no cost.
- (3) Further, the former assistant coach provided one of the recruits impermissible transportation and a meal.

A full list of penalties and corrective measures include:

- Public reprimand and censure for the university.
- One year of probation for the university from Feb. 12, 2016, through Feb. 11, 2017. • A two-year show-cause order for the former assistant coach from Feb. 12, 2016, through Feb. 11, 2018. If he seeks employment at an NCAA member school, he must be restricted from all recruiting activity.
- A reduction in the number of days the women's basketball coaches were allowed to recruit from 112 days to 74 in 2014-15. (Self-imposed by the university.)
- A reduction in the number of days the women's basketball coaches can recruit from 112 days to 91 in 2015-16.
- A limit of eight official visits during 2015-16.
- A \$5,000 fine.

Southeast Missouri State REDHAWKS

MEDIA INFORMATION

Credentials

Credentials are required for entrance to the Show Me Center. To request season or single-game credentials, please contact Southeast Missouri Sports Information Director Jeff Honza by phone (573) 651-2933 or email jhonza@semo.edu/redhawk1@me.com. Credentials can be picked up at the NCAA pass gate located inside the main entrance of the Show Me Center.

Press Row

Media will be issued assigned seats courtside on the north side of the Show Me Center. Press row is reserved for working media only. Professional decorum is expected at all times. Cheering or outward expression is strictly prohibited.

Photographers

Photographers working the floor level at the Show Me Center are required to shoot from behind the dash lines along the baselines and must sit on the floor in those areas. The Sports Information Director may identify other positions off the court where photographers may work, provided the view is not blocked for fans. At no time may photographers work directly from behind the official scorer's table and team benches, and in front of any court-side signage. No tripods may be placed on or beside the court.

Postgame Interviews

All interview requests for Southeast student-athletes must be made to a member of the Southeast Missouri sports information staff prior to the end of each game. Student-athletes will be escorted to postgame press conferences in the front meeting rooms of the Show Me Center. Media representatives are not allowed in the dressing room area. Redhawks head coach Rick Ray will address the media during press conferences after every game and the opposing head coach will be invited upon request. Ray will join press

conferences immediately after his postgame radio obligation with the Redhawks Radio Network.

Basketball Email List

If you would like to be added to the Southeast Missouri men's basketball email list to receive breaking news about the team, please email Jeff Honza. The official website, GoSoutheast.com, is the best source for up-to-date information about the Redhawks.

COVER THE REDHAWKS

Southeast Missouri Sports Information

One University Plaza MS 0200
Cape Girardeau, MO 63701
Phone: (573) 651-2294
Fax: (573) 651-2810
Press Row: (573) 651-5014



Jeff Honza
Director



Sean Stevenson
Assistant Director



Kevin Scanlon
Assistant



Danny Chesnut
Assistant

Jeff Honza, Director
Football, Men's Basketball, Softball
Office: (573) 651-2933
Cell: (618) 528-1145
Email: jhonza@semo.edu; redhawk1@me.com

Sean Stevenson, Assistant Director
Soccer, Women's Basketball, Baseball
Office: (573) 651-2937
Cell: (314) 620-0855
Email: sstevenson@semo.edu

Kevin Scanlon, Assistant
Secondary Football, Cross Country, Gymnastics, Tennis
Office: (573) 651-2294
Cell: (636) 579-1953
Email: kmscanlon1s@semo.edu

Danny Chesnut, Assistant
Volleyball, Indoor & Outdoor Track and Field
Office: (573) 651-2294

GoSoutheast.com

Southeast Missouri State REDHAWKS

Basketball Practices

All Southeast Missouri men's basketball practices are closed. Requested media interviews during the week should be made to Jeff Honza. Media interviews will be conducted before practices when arranged ahead of time.

Phone Lines

One phone line will be provided to the visiting team's official radio station courtesy of the Redhawks Radio Network. If additional phone lines are needed, they must be secured by calling (573) 651-2275 at least one week in advance.

Wireless Internet


The Show Me Center is equipped with wireless internet. Please see a member of the Southeast Missouri sports information staff for login information.

StatBroadcast Live

StatBroadcast Live is the official live statistics platform for Southeast Missouri Athletics. Live stats for all of the Redhawks home games can be accessed online at GoSoutheast.com. StatBroadcast Live is available on all mobile devices.

Television Show

"Redhawks Basketball with Rick Ray" will be televised Monday nights at 10:30 p.m., CT, on the Heartland CW (WQWQ-TV) and Charter Digital Cable 24. It also airs simulcast on digital channel 89 on Tuesdays, Wednesdays and Thursdays at the following times: 8:30 a.m., 8 p.m. and midnight. The show is hosted by KFVS Sports Director Todd Richards.



Southeast Missouri State REDHAWKS

Redhawks Radio Network

All Redhawk basketball games will be broadcast live on the radio at ESPN 92.9 FM and online at GoSoutheast.com. Games can also be heard on Real Rock 99.3 FM. Erik Sean is in his 17th year as the "Voice of the Redhawks." Sean is the Director of Sports Operations for Mississippi River Radio's eight radio stations in Cape Girardeau. He is an 11-time winner of the Missouri Broadcasters Association's Play-by-Play Award and three-time winner of the MBA's Sports Award. Sean will be assisted by Jess Bolen and KZIM/KGIR sports anchor and reporter Todd Bonacki at all home games.



Radio Network Affiliates

ESPN 92.9 FM (KLSC)

Cape Girardeau, Mo.
(Flagship)

Real Rock 99.3 FM (KCGQ)

Cape Girardeau, Mo.

ESPN 1220 AM (KGIR)

Cape Girardeau, Mo.

ESPN 1470 (KMAL)

Malden, Mo.



SEMOESPN.com

Listen and watch all of Southeast Missouri's basketball radio shows throughout the 2016-17 season live online at SEMOESPN.com. Visit GoSoutheast.com for the complete schedule of radio show dates, times and locations.

LISTEN LIVE

Eastern Illinois (Feb. 11) and home matchup with UT Martin (Feb. 18) will air on the American Sports Network this year.



Radio Show

Southeast's basketball radio show will be on Mondays at Wings Etc. with selected shows at both the Cape Girardeau (3047 William St.) and Jackson (2003 E. Jackson Blvd.) locations this season. The radio show airs live from Noon-1 p.m., CT, on ESPN 92.9 FM and ESPN 1220 AM each week, beginning Nov. 21.

Redhawks on TV

Southeast Missouri is scheduled to play on television four times in 2016-17. Southeast's season-opener at Illinois (Nov. 11) will air on the Big Ten Network. The Redhawks game at Indiana (Dec. 4) will be televised live on ESPN2. Southeast then plays two TV games as part of the Ohio Valley Conference's package. The Redhawks road game at

OVC Digital Network

The 2016-17 season marks the fifth year for the OVC Digital Network which provides live games free on any device. Fans can watch Southeast Missouri's home and away OVC matchups free of charge online at OVCDigitalNetwork.com. The OVC Digital Network is the exclusive home for live web streamed athletic contests involving OVC schools.

OVC Digital Network on Roku Streaming Player

The Ohio Valley Conference has launched an OVC Digital Network channel via the Roku Streaming Player. Roku is a series of digital media player set-top boxes manufactured by Roku, Inc. Roku partners provide over-the-top content in the form of channels via a wired or Wi-Fi connection. In 2014, Roku streamed over 3 billion hours of content, up 72% from the prior year, and ended the year

with about 7 million monthly active accounts. Roku currently offers a variety of streaming set-top boxes, streaming sticks and a co-branded Roku smart television. Roku users who download the free OVC Digital Network channel will be able watch all the OVC's live and on-demand content on their televisions free of charge with ease. The OVCDN is a partnership with SIDEARM Sports, which also hosts OVCSports.com.



WATCH LIVE

Southeast Missouri State REDHAWKS



Ohio Valley Conference Basketball Sports Information Directors

Austin Peay
Colby Wilson
Office: (931) 221-6561
Email: wilsonrc@apsu.edu

Belmont
Greg Sage
Office: (615) 460-6698
Email: greg.sage@belmont.edu

Eastern Illinois
Rich Moser
Office: (217) 581-7480
Email: rlmoser@eiu.edu

Eastern Kentucky
Steve Fohl
Office: (859) 622-1253
Email: steve.fohl@eku.edu

Jacksonville State
Tyler Brown
Office: (256) 782-5977
Email: tabrown@jsu.edu

Morehead State
Nick Evans
Office: (606) 783-2557
Email: n.evans@moreheadstate.edu

Murray State
Dave Winder
Office: (270) 809-4271
Email: dwinder@murraystate.edu

SIU Edwardsville
Joe Pott
Office: (618) 650-2860
Email: jpott@siue.edu

Tennessee State
Gavin Nevill
Office: (615) 963-5674
Email: tnevill@tnstate.edu

Tennessee Tech
Mike Lehman
Office: (931) 372-6139
Email: mlehman@tnitech.edu

UT Martin
Ryne Rickman
Office: (731) 881-7632
Email: rrickman@utm.edu

TWITTER



@GOSOUTHEAST
@SEMOMBB

FACEBOOK



GOSOUTHEAST

INSTAGRAM



GOSOUTHEAST

YOUTUBE



GOSOUTHEAST
REDHAWKS

PINTEREST



GOREDRAWS

STATBROADCAST



STATB.US/I/SEMO

SOCIAL MEDIA / LIVE STATS

Southeast Missouri State REDHAWKS

TRAVEL INFORMATION

Illinois
November 11



Hampton Inn Champaign-Urbana
1200 West University Ave.
Urbana, IL 61801
Phone: (217) 337-1100
Fax: (217) 337-1143

Western Illinois
November 16



Hampton Inn
1639 East Jackson St.
Macomb, IL 61455
Phone: (309) 837-6000
Fax: (309) 837-6005

Bradley
November 18



Travel Arrangements
to be added later

UMKC
November 28



Marriott Country Club Plaza
4445 Main Street
Kansas City, MO 64111
Phone: (816) 531-3000
Fax: (816) 531-3007

Indiana
December 4



Hilton Garden Inn
245 North College Ave.
Bloomington, IN 47403
Phone: (812) 331-1335
Fax: (812) 331-1060

Missouri State
December 17



Hilton Garden Inn
4155 South Nature Center Way
Springfield, MO 65804
Phone: (417) 875-8800
Fax: (417) 875-88

DePaul
December 19



Holiday Inn O'Hare
5615 Cumberland Ave.
Chicago, IL 60631
Phone: (773) 693-5800
Fax: (773) 693-0991

Las Vegas Classic
December 22-23



Travel Arrangements
to be added later

Southeast Missouri State REDHAWKS

Tennessee State
January 5



Travel Arrangements
to be added later

UT Martin
January 14



Travel Arrangements
to be added later

Austin Peay
January 28



Travel Arrangements
to be added later

SIU Edwardsville
February 9



Travel Arrangements
to be added later

Belmont
January 7



Travel Arrangements
to be added later

Murray State
January 26



Travel Arrangements
to be added later

Jacksonville State
February 1



Travel Arrangements
to be added later

Eastern Illinois
February 11



Travel Arrangements
to be added later



Southeast Missouri State REDHAWKS

SHOW ME CENTER

The 7,000-seat Show Me Center (SMC) is the home of the Southeast Missouri State University men's and women's basketball teams. Additionally, the Show Me Center is the entertainment and meeting hub for the 250,000 residents of the tristate region.

A number of renovations were made to the Show Me Center prior to the 2015-16 season, including new telescopic seating, a state of the art center-hung video board and improvements to sound and lighting systems.

On June 26, 2014, the Southeast Missouri State University Board of Regents approved a list of high priority major capital renovation projects to be completed over the next two to three years to upgrade the Show Me Center to modern

arena standards.

The other phase of the project includes high priority items such as renovating the front meeting room and parking lot areas.

The facility first opened its doors in the summer of 1987 and celebrated its 25th Anniversary during the 2012-13 season.

One of the best arenas in the Ohio Valley Conference, the Show Me Center has served Southeast Missouri State University, the City of Cape Girardeau, and the citizens of Southeast Missouri, Southern Illinois, and Western Kentucky by providing quality concerts, sporting events, top-notch family entertainment, and a first-rate banquet, convention, and meeting facility.

The facility is a joint-venture of Southeast Missouri State and the City of Cape Girardeau. The

combined SMC and Student Recreation Center, which received a complete renovation and expansion in 1999, were originally built at a cost of \$18 million.

The building houses the Redhawks men's and women's locker rooms, which have been completely remodeled. New basketball offices on the north side of the SMC were completed during the fall of 2003. More recently, a portable floor and goals were purchased before the 2011-12 season.

Southeast's Student Recreation Center is adjoined to the Show Me Center, and it houses the Redhawks' practice facilities. The center has five full basketball courts (including two hardwood courts), a large weight room, six racquetball courts, an indoor track, two cardiovascular

equipment areas, a climbing wall, two multipurpose rooms, and full locker rooms. The new Student Aquatic Center, which opened in December 2007, features a four-lane lap pool, a recreational pool with a rock wall and zip line, hot tub and locker rooms.



Southeast Missouri State REDHAWKS

Largest Show Me Center Crowds

vs. Murray State (Feb. 12, 2000)	7,241
vs. Murray State (Feb. 22, 1992)	7,195
vs. Murray State (Jan. 14, 1999)	7,156
vs. Southwest Baptist (Feb. 17, 1990)	7,142
vs. Murray State (Feb. 15, 2012)	7,125
vs. Central Missouri (Feb. 18, 1990)	6,911
vs. Central Missouri (Jan. 12, 1991)	6,904
vs. Missouri Western (Feb. 25, 1989)	6,893
vs. Northeast Missouri (Feb. 25, 1989)	6,870
vs. Southern Illinois (Dec. 15, 1994)	6,777
vs. Southwest Baptist (Jan. 26, 1991)	6,670
vs. Central Missouri (Jan. 23, 1988)	6,635
vs. Murray State (Feb. 19, 1994)	6,630
vs. Austin Peay (Jan. 22, 2005)	6,607
vs. Murray State (Feb. 14, 1998)	6,593
vs. Missouri-St. Louis (Jan. 25, 1989)	6,518
vs. Tennessee State (Feb. 20, 1993)	6,518

Year-by-Year Home Attendance (Since Joining NCAA Division I)

1991-92 (14 Dates)	5,391
1992-93 (14 Dates)	5,590
1993-94 (13 Dates)	5,432
1994-95 (15 Dates)	5,095
1995-96 (13 Dates)	4,604
1996-97 (14 Dates)	4,384
1997-98 (13 Dates)	4,912
1998-99 (13 Dates)	5,203
1999-00 (15 Dates)	5,066
2000-01 (14 Dates)	5,054
2001-02 (14 Dates)	4,123
2002-03 (13 Dates)	4,258
2003-04 (13 Dates)	3,813
2004-05 (14 Dates)	3,902
2005-06 (13 Dates)	3,550
2006-07 (13 Dates)	3,558
2007-08 (13 Dates)	3,437
2008-09 (13 Dates)	2,613
2009-10 (14 Dates)	2,511
2010-11 (13 Dates)	2,215
2011-12 (14 Dates)	2,356
2012-13 (14 Dates)	2,339
2013-14 (13 Dates)	1,983
2014-15 (14 Dates)	2,222
2015-16 (13 Dates)	1,526



Southeast Missouri State
REDHAWKS

Southeast Missouri State
REDHAWKS



**BASKETBALL
GAMEDAY**



Southeast Missouri State REDHAWKS

ACADEMIC EXCELLENCE

The Holcomb Success Center offers Southeast Missouri student-athletes a place to study and develop as students and campus leaders.

It is located in the Student Recreation Center, just south of Houck Stadium. The Holcomb Success Center offers a computer lab with 18 work terminals, study areas and rooms for group meetings. The facility houses the Southeast Academic Services staff and main weight room for Redhawk student-athletes.

The beautiful facility has enhanced the outstanding work in the classroom already enjoyed by Southeast student-athletes.

Last year, the Redhawks combined for a 3.10 cumulative grade point average in the fall and spring semesters. Sixty percent of all student-athletes recorded a 3.0

or higher GPA. Nine of Southeast's 15 intercollegiate athletic teams recorded a team GPA over 3.0. Additionally, Southeast student-athletes logged over 4,000 hours of community service during the 2015-16 academic year.

Tutors are available for all student-athletes as needed. In addition, both attendance and academic progress is monitored through regular checks with faculty.

A special course is required for all first time student-athletes at Southeast. The course, which offers three credit hours, is part of a comprehensive program developed to address study skills and life skills topics, and thus, enhance retention and academic success for student-athletes.

Entering student-athletes are evaluated for academic

preparedness and assigned to appropriate categories. Student-athletes can also receive individualized academic programs which include meeting with a mentor bi-weekly to discuss academic progress.

The Holcomb Success Center staff works to get athletes involved in campus and

community projects, as well. This is done to provide a support structure and greater opportunity for academic success. Through the NCAA's CHAMPS/Life Skills Program, the Holcomb Success Center gives student-athletes personal and professional skills in order to facilitate successful and productive futures.

#WILLTODO

2015-16 Notables

- Southeast Missouri's Department of Athletics recorded a cumulative 3.10 GPA during the 2015-16 academic year. Nine of Southeast's athletic teams achieved a GPA above 3.0. Those teams included baseball, women's basketball, women's cross country, gymnastics, soccer, softball, women's tennis, women's track & field and volleyball.
- In all, 197 individuals accumulated a 3.0 or higher GPA during the 2015-16 academic year, accounting for 60 percent of the student-athlete population.
- Fifty-eight student-athletes received their degrees.
- Southeast's women's cross country, gymnastics and volleyball teams were recognized for their outstanding performance in the classroom. The three programs were among 1,000 Division I sports teams to earn NCAA Public Recognition Awards for posting APR scores in the top 10 percent of their sport.
- Southeast finished fifth in the 2015-16 Ohio Valley Conference Commissioner's Cup, moving up two spots from a seventh-place finish the year before. The Redhawks won the OVC men's outdoor track & field title and both the league's regular-season and tournament crowns in baseball.

Southeast Missouri State REDHAWKS



**SOUTHEAST MISSOURI HAD A 3.30
CUMULATIVE GRADE POINT AVERAGE DURING
THE 2016 SUMMER TERM WITH SEVEN
PLAYERS RECORDING A 3.5 OR BETTER GPA.**



Southeast Missouri State REDHAWKS

SOCIAL DEVELOPMENT

Student-athletes and coaches at Southeast Missouri are dedicated to giving back to the community that so generously supports them.

Redhawk basketball student-athletes have opportunities to participate in a variety of community service activities each year. Community involvement helps provide a support structure and greater opportunity for academic success.

We are proud of the level of commitment shown by our student-athletes and always encourage them to participate in community service projects here at Southeast.

Southeast student-athletes also have the opportunity to participate in the Redhawks BRIDGE Program. The mission of the Redhawks

BRIDGE Program is to develop a comprehensive student-athlete development program by Building Responsible Individuals and Delivering Gainful Experiences. This program provides student-athletes with both leadership and life skills experiences through interactive programming that will prepare them to be successful in life after athletics. The leadership programming will teach student-athletes about Southeast's culture and allow them to learn, develop, and apply leadership skills. The life skills programming provides educational programs designed to assist student-athletes in identifying and applying transferable skills and experiences to prepare them to succeed outside of the athletic arena.



Southeast Missouri State REDHAWKS



Southeast Missouri State REDHAWKS

COMPETITIVE SUCCESS

Southeast Missouri's Strength and Conditioning program is committed to developing the total student-athlete through their experiences within a competitive training environment.

Southeast's weight room renovations at Student Recreation Center-South (located in the Holcomb Success Center) were completed in January, 2016.

Indoor turf, weights, equipment and lifting platforms were added

as part of the renovation, which cost \$500,000. The facility now has more space and equipment to handle Southeast's larger teams or multiple teams training at the same time. Branding and new lighting were also included in the overall project.

The newly-renovated weight room enhances training with the best equipment available and is able to accommodate larger teams or multiple teams training at the same time.



Southeast Missouri State REDHAWKS



Training Principles for Southeast Athletes

1. **Reduce the risk of injuries**
 - If a student-athlete is injured, he/she will not be able to compete at practice or games.
2. **Ensure the athletes are optimally prepared to compete**
 - It is our responsibility to best manage all stressors that are placed on the student-athletes body in order to achieve the best results on the playing field.
3. **Maximize athletic ability**
 - We challenge each athlete, both physically and mentally, in order to achieve optimal results.

Exercises for Southeast Athletes are based on the following Principles:

1. **Ground Based Movements**
 - Athletes compete with their feet on the ground, and therefore, should train that way. The ability to produce force against the ground determines how fast athletes can run and how high they can jump.
2. **Three-Dimensional Movements**
 - Athletes must be able to stabilize themselves in all planes of movement. A fancy way of saying we use free weights (barbells/dumbbells vs. machines).
3. **Multi-Joint Movements**
 - Very rarely in sport do athletes isolate one single joint at a time. Athletes can train more muscle mass at the same time.

Southeast Missouri State REDHAWKS



SPORTS MEDICINE

Prevention. Treatment. Rehabilitation. Education. Those are the four primary phases of athletic training, and the Southeast Missouri athletic training staff strives to fulfill all of those areas when working with student-athletes on a daily basis.

Southeast student-athletes are offered the best care possible by the athletic training staff. The Sports Medicine department includes five full-time athletic trainers, six graduate assistants and several student assistants. The staff serves student-athletes around-the-clock at numerous facilities on campus.

The athletic trainers begin treatments and rehabilitation starting as early as 6 a.m., and are available until the last student-athlete is through.

There are currently four athletic

training facilities on campus. The staff treats out of the Rosengarten Athletic Complex, where the primary training room is located. There are two other satellite athletic training rooms, including one at Houck Field House and one at the Show Me Center.

The Southeast athletic training rooms are equipped with stationary bikes, hand weights, therapeutic modalities and the latest physical therapy equipment. Each component is strategically designed to not only give the student-athlete the best care, but also to aid in returning to competition as quickly as possible.

Southeast Athletic Training has strong working relationships with local physicians and two hospitals in Cape Girardeau. It is from

these hospitals that the Athletic Training department is assisted by four orthopedic physicians.

The Southeast Athletic Training program prides and commits itself to providing the best comprehensive, personalized and efficient healthcare to its student-athletes. Delivery of healthcare focuses on the prevention and

management of athletic-related injuries or illnesses, while adhering to the National Athletic Trainers' Board of Certification Standards of Professional Practice. Our high quality of athletic healthcare is provided in combination with the education of athletic training students.



Southeast Missouri State REDHAWKS



Southeast Missouri State REDHAWKS

PRESIDENT CARLOS VARGAS

Dr. Carlos Vargas became the 18th president of Southeast Missouri State University July 1, 2015, after having served as acting president at Kutztown University of Pennsylvania.

During his first year in the presidency, Dr. Vargas' priority has been to listen and learn by visiting with all the University's constituencies, whether on campus, in the community, region, state, or throughout the United States and in foreign countries where Southeast alumni are located. Based on what he learned, President Vargas launched initiatives to marshal the resources, to leverage opportunities, and to address a variety of challenges and needs of Southeast Missouri State University.

President Vargas encouraged and supported the identification and development of innovative academic programs, including a new Unmanned Aircraft Systems program, a Geographic Information Science program, and a proposed engineering program presented to the Missouri Coordinating Board for Higher Education. He has continued to support the globalization of the campus through expansion of study-abroad experiences, extensive engagement of international students, and encouraging students on campus and abroad to explore cultural interaction. He championed the work of the President's Task Force on Diversity Education, and continued emphasizing the expectations for enhancement of the teacher-scholar model. Under

President Vargas' leadership, regional partnerships and collaborations were solidified, including several joint initiatives with Three Rivers and Mineral Area Colleges.

Prior to assuming the presidency at Southeast, Dr. Vargas served one year as acting president of Kutztown University. He served as the provost and vice president for academic and student affairs, and had been the school's chief academic officer since 2006.

Prior to his tenure at Kutztown, Dr. Vargas was at Central State University in Wilberforce, Ohio, where he served as provost and vice president for academic affairs. He previously served in several roles at Kent State University (Ohio) for a total of 18 years, including founding


director of the program on electron beam technology. He was also Kent's associate dean for research, interim assistant dean for research, and he served as interim assistant dean for the School of Technology. He started his tenure at Kent State in 1985 as a professor, and continued to teach until his departure from the university.

Dr. Vargas began his career in higher-education at the National Autonomous University of Mexico (UNAM), from which he received a Bachelor of Science degree in physics. His initial appointment was as a senior associate researcher for the Institute of Geophysics, and he later held a similar position for the University's Institute of Physics.

He earned his Ph.D. in physics and aerospace science from the

University of Michigan and he has Master of Science degrees from Michigan in both physics and aerospace science. He is married to Pam Vargas, who currently serves as director of Research and Grant Development at Southeast, and they have a son, a daughter, and one granddaughter.

Southeast Missouri State REDHAWKS



Southeast Missouri State University Board of Regents



Jay B. Knudtson
President



Kendra Neely-Martin
Vice President



Donald G. LaFerla



Thomas M. Meyer



Phillip M. Britt



Edward P. Gargas



Southeast Missouri State REDHAWKS

ATHLETIC DIRECTOR BRADY BARKE

Brady Barke, who had been serving as the Interim Director of Athletics since July, 2015, was named to the permanent position of Director of Athletics at Southeast Missouri State University on June 7, 2016.

Barke was among three finalists and more than 50 applicants for the position following a national search conducted by a search committee including representatives from the faculty, staff, students and the community.

Barke, senior associate to the president and secretary to the Board of Regents at Southeast, officially began his new role July 1.

"Brady brings with him a tremendous commitment to and knowledge of Southeast Missouri State University, along with the caliber of credentials to move our program forward and into the future," said Dr. Carlos Vargas, president of Southeast

Missouri State University. "We believe his experience from the vantage point of both athletics and administration can help our athletics program move to the next level."

"I am extremely honored to have this opportunity to work alongside a great group of coaches and staff, talented student athletes, dedicated Athletics supporters, and a great University community," Barke said. "I believe I bring some unique strengths to this position, and I look forward to working with the University community to promote our programs and build upon our success."

While serving as Interim Athletics Director over the past year, Barke has spearheaded the renovation of the athletic weight room and developed plans to upgrade its academic space. He also has worked with University

and Cape Girardeau City officials on an agreement for the installation of turf and renovations to Capaha Field.

Barke served as Interim Associate Director of Athletics for Compliance & Student Support Services before being named the Senior Associate to the President and Secretary to the Southeast Missouri State University Board of Regents in 2013.

He began his tenure at Southeast in 2008 as Assistant Director of Athletics for Compliance & Eligibility. Barke previously served as a governance intern with the NCAA national headquarters in Indianapolis, and as a law clerk with the Southern Illinois University-Carbondale Department of Athletics Compliance Office.

Barke has served as a member of the National Association of Athletics Compliance (NAAC),

chaired the NAAC Education Committee, and was a member of the NAAC Board of Directors. He has facilitated the NCAA Regional Leadership Academy, and served on both the NCAA Sports Wagering Task Force and the Olympic Sports Liaison Committee.

Barke has a juris doctorate degree from Southern Illinois University School of Law, an MBA from Southeast Missouri State University, and a bachelor of science degree in biology from Webster University. While a student at Webster, Barke was a member of both the basketball and golf teams and was inducted into the Webster Athletic Hall of Fame earlier this year.

He and his wife, Halley, are parents of three children, Mabrie, Jackson, and Kolbe.

Southeast Missouri State REDHAWKS



BRADY BARKE WAS INTRODUCED AS SOUTHEAST MISSOURI'S PERMANENT DIRECTOR OF ATHLETICS DURING A PRESS CONFERENCE ON JUNE 7, 2016.



**SOUTHEAST
ATHLETICS
STAFF**



Karen Gleeson
Senior Administrative
Assistant



Beth Easter
Faculty Athletics
Representative



Ryan Johnson
Strength & Conditioning
Coach



Ben Fox
Co-Head Athletic Trainer



Cindy Gannon
Senior Associate Director of
Athletics/SWA



Nate Saverino
Assistant Director of Athletics
External Affairs



Elizabeth Brucker
Director of Business
Operations



Phillip Lady
Coordinator of Marketing &
Promotions



Catherine Anderson
Academic Services Director



Ashley Angerer-Blunt
Assistant Athletic Trainer



Jacob Owen
Assistant Director
Compliance



Sean Stevenson
Assistant Director
Sports Information



Barb Kinsey
Administrative Assistant
Development



Marcia Hendrix
Assistant Ticket Manager
Insurance



Kent Phillips
Coordinator of Facilities &
Event Management



Jeff Honza
Sports Information
Director



Tatianna Parham
Sundancers Coach



Andy Sawyers
Head Baseball Coach



Tom Matukewicz
Head Football Coach



Kristi Ewasko
Head Women's Gymnastics
Coach

Southeast Missouri State REDHAWKS



Heather Nelson
Head Women's Soccer
Coach



Mark Redburn
Head Softball
Coach



Mary Beth Gunn
Head Women's Tennis
Coach



Eric Crumpecker
Head Track & Field
Coach



Eric Burrow
Assistant Football Coach



Ricky Coon
Assistant Football Coach



Salim Powell
Assistant Football Coach



Joe Uhls
Assistant Football Coach



Ryan Lane
Head Cross Country
Coach



Julie Yankus
Head Volleyball
Coach



Curt Dixon
Assistant Baseball
Coach



Craig Ringe
Assistant Baseball
Coach



Ben Blake
Assistant Football Coach




Ghaali Muhammad-Lankford
Assistant Football Coach



Tyler French
Assistant Football Coach



Brittney Emmons
Assistant Gymnastics Coach



Matthew Kinney
Volunteer Assistant
Baseball Coach



Bryce Saia
Assistant Football Coach



Jon Wiemers
Assistant Football Coach



Matt Martin
Assistant Football Coach



Chris Licameli
Assistant Gymnastics Coach



Paul Nelson
Assistant Women's Soccer
Coach



Adam Kleman
Assistant Women's Soccer
Coach



Kristen Jones
Assistant Softball
Coach

Southeast Missouri State REDHAWKS

Southeast Missouri State REDHAWKS



Brie Carmack
Assistant Softball
Coach



Dr. Tim Rademaker
Track & Field



Nikki Buchholz
Assistant Volleyball
Coach



Calae Campbell
Assistant Volleyball
Coach



Oge Oge
Academic Services
Graduate Assistant



Alexia Koerkenmeier
Marketing & Promotions
Graduate Assistant



Jared Diekmann
Football Offensive
Assistant



Johnathon Hankinson
Equipment Manager



Kristin Jones
Assistant Athletic Trainer



Holly Reynolds
Athletic Training
Graduate Assistant



Olivia Caldwell
Athletic Training
Graduate Assistant



Stephanie Swank
Athletic Training
Graduate Assistant



Josh Bonadona
Football Video Coordinator



Justin Guy
Strength & Conditioning
Graduate Assistant




Catie Furbush
Assistant Strength & Conditioning
Coach



Hilary Wittenborn
Academic Services
Assistant



Jackson Frey
Strength & Conditioning
Graduate Assistant



Tyler Knight
Strength & Conditioning
Graduate Assistant



Kevin Scanlon
Sports Information
Assistant



Danny Chesnut
Sports Information
Assistant



Southeast Missouri State REDHAWKS

Southeast Missouri State **REDHAWKS**

MISSION STATEMENT

The mission of Southeast Missouri State University Department of Athletics is to provide a first class, student-athlete centered collegiate experience emphasizing the core values of **academic excellence, social development, and competitive success**. The Department of Athletics strives to compete at the highest possible level in the Ohio Valley Conference and other conference affiliations. The principles of integrity, student welfare, sportsmanship, ethical conduct, rules compliance, equity and diversity, and the prudent management of resources are the foundation on which we operate.





SEASON PREVIEW

Southeast Missouri State REDHAWKS

SEASON OUTLOOK

A total of 11 newcomers will usher Rick Ray into his second year as Southeast Missouri's head coach this 2016-17 season.

Four returnees, headlined by Preseason All-Ohio Valley Conference guard Antonius Cleveland, join forces with nine new scholarship players and a pair of walk-ons.

Southeast's overhauled roster includes 10 upperclassmen, including five seniors. The Redhawks also have 10 transfers, eight of which will play NCAA Division I basketball for the first time in their careers.

Although it has quite a learning curve ahead with so many new faces, Southeast has been productive preparing for its 2016-17 campaign.

"Our guys really came out with a lot of energy and the thing that's been impressive is that they have been learners," said Ray. "We have so many

newcomers and those guys need to take in a lot of information in a short amount of time. In order for us to be good, it has to be our seniors who have been in the program for a year helping them out."

Captains Cleveland and forward Joel Angus III, along with guard Jamaal Calvin and forward Trey Kellum are the seniors Ray expects to be in front of this year's team.

All four had significant starting experience last season with Cleveland finishing as the Redhawks top scorer (15.2 ppg) and rebounder (6.6 rpg). Angus, one of two players who started every game, followed with 10.5 points and 5.9 boards.

"It means the world to have those returning seniors back," said Ray. "It was unfair for any of them to be in a leadership role last year because they didn't know me and I didn't know them. Now, they know

what my expectations are for the program both on and off the court. More importantly, I have a gauge on their competitive fire and how they are going to react in a game situation."

Southeast saw its roster dip to only four players by the end of 2015-16, but enters this season with a full 15-man roster. Twelve members of this year's team were recruited by Ray and his staff.

"From a coaching standpoint, I really want to simplify everything," commented Ray. "I want our guys concentrating on playing hard and building habits. In order for us to do that, we have to repeat things quite a bit. With us simplifying things, it puts our players in situations to make individual plays. Along with making those individual plays, doing it unselfishly. We've been really pleased with how the guys have shared the basketball and played together thus far."

Here is a breakdown of the 2016-17 Redhawks:

Backcourt

Senior **Jamaal Calvin (Chattanooga, Tenn.)**, sophomore **Jonathan Dalton (New Orleans, La.)** and freshman **Tahj Eaddy (New Haven, Conn.)** will battle at point guard.

Calvin saw action in 21 games and made 14 starts, averaging 6.6 points and 3.3 rebounds per contest last season. He ranked third on the team with 27 three-pointers made and boasted the Redhawks top free throw percentage (.821).

"Jamaal is back with a wealth of experience," said Ray. "His

effort is always at a high level."

Dalton comes to Southeast from Copiah-Lincoln Community College. After missing the first part of the 2015-16 season with an injury, Dalton returned to average 20.1 points per game during the second half of that campaign. He also dished out 60 assists and was named Mississippi Association of Community and Junior College South Division All-State.

"Jonathan is explosive and can really make plays coming off ball screens. Not just for himself, but for others," said Ray.

Eaddy averaged 24.6 points and 4.2 assists in one season at Tennessee Preparatory Academy in Memphis. He shot 48 percent from the field, 46 percent from 3-point range and 88 percent at the free throw line.

"Tahj has been our second-best shooter and can really see the floor," commented Ray. "We are anxious to see how he handles the physicality of the game."

Perimeter

Preseason All-OVC pick **Antonius Cleveland (Memphis, Tenn.)** returns to the perimeter looking for a banner senior year.

One of the top non-power five guards according to College Court Report, Cleveland started 25 of 26 games a year ago. He led Southeast in scoring (15.2 ppg), rebounding (6.6 rpg), minutes played (31.4 mpg), steals (42) and blocks (15). Cleveland finished among the top-10 OVC leaders in scoring (10th), rebounding (9th), steals (5th), offensive rebounds (8th, 2.4 rpg) and defensive rebounds

Southeast Missouri State REDHAWKS

SEASON OUTLOOK

(9th, 4.2 rpg). He put on 20 pounds since his freshman year and enters this season with over 1,000 points (1,007) and 400 rebounds (403) in his career.

"The number one thing with Antonius is everytime he caught the ball last year, everyone knew that he had to make a play," said Ray. "A lot of the time he didn't have the space to go make plays. We need to surround him a little bit more with guys who can make shots to hold people accountable for helping on Antonius because he has such a great ability to drive to the basket and make plays."

Junior transfers **Dondre Duffus (Palm Beach, Fla.)**, **Jaylen Benton (Columbus, Ohio)** and **Daniel Simmons (Biggersville, Miss.)**, along with freshmen **Ray Kowalski (Concord, N.C.)** and **Denzel Mahoney (Oviedo, Fla.)**, widen the perimeter depth.

Duffus is a true combo guard who started the last two seasons at St. Petersburg College. He led the Titans in scoring (14.1 ppg), assists (81) and steals (57) en route to claiming Suncoast Player of the Year honors as a sophomore.

"We feel like Dondre is going to be really good for us in transition. Obviously, he's not the level of a Russell Westbrook, but he's that Russell Westbrook attack type player," quoted Ray. "We wanted somebody that can put pressure on the defense and he really does that with his speed and athletic ability. He will likely be our best defender."

Benton is out of Monroe College, where he averaged 8.5 points and 2.5 assists the last

time he played in 2014-15. He shot 48.8 percent from the field and 41.3 percent from 3-point range that year, as well.

"Jaylen is a young man we went out and got late," said Ray. "We wanted somebody with a little more experience who can make shots for us and Jaylen fits into that category."

Simmons brings a physical presence to the wing. He led East Mississippi Community College in scoring (15.5 ppg) and ranked second on the team in steals (33) and assists (51) last season. Simmons knocked down a team-high 63 three-pointers and was among the Lions' top free throw shooters at 74.3 percent.

"Daniel is ultra-competitive and has so much confidence in his game," said Ray. "I don't see how you can keep him off the floor because of those reasons."

Meanwhile, Kowalski and Mahoney are not your typical freshmen and both have the physicality and strength to come in and compete immediately.

Kowalski was an All-Cabarrus County selection who averaged 20 points per game and shot 57 percent from the field as a senior at Concord High School. He drained 67 three-pointers and scored 540 points his final prep campaign. Kowalski, however, is recovering from a torn meniscus.

"Ray's shooting numbers have been off the charts in the shooting competitions we do," said Ray. "He's had a little bit of a hiccup with his injury and it's all about the recovery that will dictate what he does on the court for us. We want to



CLEVELAND

make sure we air on the side of caution and give him every opportunity to recover fully before we put him out there."

Mahoney is highly-skilled and joins the Redhawks from Hagerty High School. He was the Florida 8A State Player of the Year after averaging 24 points and nine rebounds a game as a junior. Mahoney saw limited action due to a knee injury a year ago.

"Denzel is going to be similar to Antonius where he can play both the three and the four because he's such a physically strong young man coming in as a freshman," commented Ray. "He has the ability to shoot the basketball and is a strong driver."

Walk-ons **Eli Sample (Crystal City, Mo.)** and **Donnie Lewis**

(Lexington, Ky.) round out the perimeter.

Sample was with the team during the second semester of last year after playing one season at Southwest Baptist College and two years at Three Rivers.

Lewis attended Spalding University, where he participated in 27 games and made two starts during the 2014-15 campaign.

"Eli did a great job for us when we picked him up even though he couldn't compete on the court. He did all the things we asked him to do to help us prepare for games. Donnie has been a great addition for us as a non-scholarship walk-on. He can really defend and holds our guys accountable on the offensive end. I'm excited about Eli and



ANGUS III

Southeast Missouri State

REDHAWKS

SEASON OUTLOOK

Donnie being in our program,” Ray said.

Frontcourt

Two of Southeast’s frontcourt players averaged double figures in the scoring column last season, something you don’t normally see this day and age of college basketball.

Senior power forwards **Joel Angus III (Brooklyn, N.Y.)** and **Trey Kellum (Peoria, Ill.)** did just that.

Angus was one of two players to start all 29 games in his first year as a Redhawk last season. He ranked second on the team in scoring (10.5 ppg) and rebounding (5.9 rpg), and boasted Southeast’s top field goal percentage (.500). Angus traveled to Europe for a two-week tour last summer, averaging 8.4 points in five contests.

“Joel put in a lot of work this offseason,” said Ray. “He really understands the game of basketball and is a great leader for our program both on and off the court.”

Kellum started 23 of the 25 games he played and tied for third on the team in scoring with 10.4 points a game. He ranked third on the team with 5.7 rebounds per contest.

“Trey, because of his athleticism, can really drive by your slow-footed centers and make plays for us,” added Ray.

Newcomers **Milos Vranes (Republic of Serbia)** and **William Tchiengang (Yaounde, Cameroon)** complete the frontcourt.

Vranes spent the last two years at North Dakota State College of Science. He led his team with 5.9 rebounds and ranked third in scoring (11.8 ppg) in 35 games.

“Milos is your prototypical

skilled four,” described Ray. “He’s a pick and pop four. He can set a ball screen, pop into open space at the 3-point line and make 3s. Milos brings a dimension to our team that we have been lacking as far as having a guy out there who can be a good decision-maker at the four spot.”

Tchiengang was at Midland College in Texas the last two seasons. Midland has one of the most successful junior college programs in the country with 11 of its players moving onto Division I schools in the previous two years alone.

“William is a guy who can really, really run the court,” said Ray. “He plays extremely hard and is not afraid to use his physicality and throw his body around. He’s going to give us an added presence we have been lacking.”

2016-17 Schedule

Matchups with two Big Ten Conference opponents and a trip to Las Vegas highlight Southeast Missouri’s 31-game schedule in 2016-17.

“Our young men will get the chance to compete in historic arenas at Illinois and Indiana and those games give our fan base the freedom to travel and support us,” said Ray. “The Big Ten has led the nation in attendance for 40 straight years so the atmospheres in those venues are sure to be electric.”

Southeast will play 14 games at the Show Me Center this year.

The Redhawks, who face four of their first six opponents on the road, tip off the season at Illinois (Nov. 11). This year marks the third meeting between

Southeast and the Fighting Illini, who last played on Dec. 28, 2005. Illinois won both games of the series in Champaign.

After it hosts Hannibal-LaGrange (Nov. 13) in its home-opener, Southeast visits Western Illinois (Nov. 16) and Bradley (Nov. 18).

Texas Rio Grande Valley (Nov. 22), Central Arkansas (Dec. 1), Missouri State (Dec. 7), Northern Kentucky (Dec. 10) and NCAA Division II Henderson State (Dec. 29) are the rest of the Redhawks home non-conference foes. UTRGV, MSU and NKU all return the trip to Cape Girardeau on the back end of a home-and-home series.

The remainder of Southeast’s non-conference slate includes road games at UMKC (Nov. 28) and Indiana (Dec. 4), and a pre-Christmas tournament in Las Vegas, Nevada. The Redhawks and Hoosiers square off for the first time in 2016-17. Indiana made the Elite Eight of the NCAA Tournament last season.

Southeast is scheduled to play four contests as part of the Las Vegas Classic, visiting Missouri State (Dec. 17) and DePaul (Dec. 19) before heading west. The Redhawks then close out the event with games on Dec. 22 (vs. Chicago State) and Dec. 23 (vs. Troy/Cornell) in Las Vegas. USC and Wyoming complete this year’s tournament, which will be held at the 7,500-seat Orleans Arena.

“I am excited to be in the Las Vegas Classic,” said Ray. “You always want to provide your players the opportunity to travel and compete in tournaments like this. These types of tournaments also prepare you

Southeast Missouri State

REDHAWKS

SEASON OUTLOOK



for the rigors of the Ohio Valley Conference Tournament.”

The Redhawks open their 16-game OVC schedule at home against Eastern Kentucky (Dec. 31) on New Year’s Eve. Tennessee Tech (Jan. 10), SIU Edwardsville (Jan. 19), Eastern Illinois (Jan. 21), Morehead State (Feb. 4), UT Martin (Feb. 18), Murray State (Feb. 23) and Austin Peay (Feb. 25) fill out the rest of Southeast’s home league schedule.

Southeast’s OVC road slate consists of games at Tennessee State (Jan. 5), Belmont (Jan. 7), UT Martin (Jan. 14), Murray State (Jan. 26), Austin Peay (Jan. 28), Jacksonville State (Feb. 1), SIU Edwardsville (Feb. 9) and Eastern Illinois (Feb. 11).

Belmont won the league’s regular-season title and Austin Peay advanced to the NCAA Tournament after winning the OVC Tournament crown in 2015-16.

“This year’s schedule will be challenging with us having 11 newcomers on our team,” said Ray. “But our hope is after the non-conference part of our schedule that we have gained valuable experience which will serve us well once we start conference play in the always tough OVC.”

The OVC Men’s and Women’s Basketball Tournaments return to the Nashville Municipal Auditorium on Mar. 1-4, 2017. It is the 12th time the combined men’s and women’s championship will be held at Municipal Auditorium.

Redhawks Picked Sixth in OVC West

Southeast was picked to finish sixth in the West Division and 11th overall in this year’s Ohio Valley Conference Preseason Poll.

The Redhawks, who went 5-24 overall and 2-14 in the OVC last season, accumulated 42 points in the voting by league head coaches and sports information directors.

Belmont was selected the preseason favorite for the second-straight year. The Bruins, who won three of the past four OVC regular-season championships, picked up 16 of 24 first-place votes. Belmont was also picked to win the East Division, while Murray State was selected to win the West.

Other teams with first-place votes included Tennessee State (6), Eastern Kentucky (1) and Morehead State (1). All the teams who received an overall first-place vote came from the East Division.

The Bruins finished first in the East in each of the first four years of divisional play. Belmont received 126 total points to top the East and were followed by Tennessee State (106 pts.), Morehead State (98 pts.), Tennessee Tech (62 pts.), Eastern Kentucky (60 pts.) and Jacksonville State (40).

Murray State notched 21 of 24 first-place votes and 131 points to top the West Division. The Racers have finished at the top of the West each of the first four years of divisional play. Eastern Illinois was picked second (95 pts.) followed by defending tournament champion Austin Peay (88 pts.), UT Martin (82

Quick Facts	
Location	Cape Girardeau, Mo.
Founded	1873
Enrollment	12,087
Nickname	Redhawks
Colors	Red & Black
Affiliation	NCAA Division I
Conference	Ohio Valley
Facility	Show Me Center (7,000)
President	Dr. Carlos Vargas
Director of Athletics	Brady Barke
Website	GoSoutheast.com
Ticket Office Phone	(573) 651-2113
Team Information	
2015-16 Record	5-24
Home	3-10
Away	2-14
OVC Record/Finish/West ...	2-14/12th/6th
Home	1-7
Away	1-7
Starters Returning/Lost	4/1
Lettermen Returning/Lost	4/6

pts.), SIU Edwardsville (54 pts.) and Southeast (42 pts.).

2016-17 OVC Preseason Poll

Overall OVC Champion: Belmont

East

Belmont (16)	126
Tennessee State (6)	106
Morehead State (1)	98
Tennessee Tech	62
Eastern Kentucky (1)	60
Jacksonville State	40

West

Murray State (21)	131
Eastern Illinois	95
Austin Peay (2)	88
UT Martin (1)	82
SIUE	54
Southeast Missouri	42



KELLUM

Southeast Missouri State

REDHAWKS

ROSTER

NUMERICAL ROSTER

No.	Name	Pos.	Ht.	Wt.	Cl.	Yr.	Hometown (High School/College)
0	Dondre Duffus	G	6-3	183	Jr.	3rd	Palm Beach, Fla. (Boyd Anderson/St. Petersburg College)
1	Antonius Cleveland	G	6-6	195	Sr.	4th	Memphis, Tenn. (Faith Baptist Christian Academy (Ga.)
2	Tahj Eaddy	G	6-2	154	Fr.	1st	West Haven, Conn. (Tennessee Prep Academy)
3	Ray Kowalski	G	6-3	195	Fr.	1st	Concord, N.C. (Concord)
4	Milos Vranes	F	6-7	200	Jr.	3rd	Republic of Serbia (Third Belgrade/ND State College of Science)
5	Joel Angus III	F	6-7	240	Sr.	4th	Brooklyn, N.Y. (Putnam Science Academy/Monroe College)
10	Jonathan Dalton	G	5-10	155	So.	2nd	New Orleans, La. (West Jefferson/Copiah-Lincoln CC)
11	Eli Sample*	G	6-4	184	Sr.	4th	Crystal City, Mo. (Crystal City/Southwest Baptist)
12	Jamaal Calvin	G	6-1	184	Sr.	4th	Chattanooga, Tenn. (McCallie Prep)
13	Trey Kellum	F	6-7	213	Sr.	5th	Peoria, Ill. (Peoria Central/Florida A&M)
15	Donnie Lewis*	G	6-1	170	So.	2nd	Lexington, Ky. (Paul Dunbar/Spalding University)
22	Jaylen Benton	G	6-3	180	Jr.	3rd	Columbus, Ohio (Westerville North/Monroe College)
23	Daniel Simmons	G	6-2	204	Jr.	3rd	Biggersville, Miss. (Biggersville/East Mississippi CC)
34	Denzel Mahoney	G	6-4	213	Fr.	1st	Oviedo, Fla. (Hagerty)
35	William Tchiengang	F	6-8	227	Jr.	3rd	Yaounde, Cameroon (Midland College)

ALPHABETICAL ROSTER

No.	Name	Pos.	Ht.	Wt.	Cl.	Yr.	Hometown (High School/College)
5	Joel Angus III	F	6-7	240	Sr.	4th	Brooklyn, N.Y. (Putnam Science Academy/Monroe College)
22	Jaylen Benton	G	6-3	180	Jr.	3rd	Columbus, Ohio (Westerville North/Monroe College)
12	Jamaal Calvin	G	6-1	184	Sr.	4th	Chattanooga, Tenn. (McCallie Prep)
1	Antonius Cleveland	G	6-6	195	Sr.	4th	Memphis, Tenn. (Faith Baptist Christian Academy (Ga.)
10	Jonathan Dalton	G	5-10	155	So.	2nd	New Orleans, La. (West Jefferson/Copiah-Lincoln CC)
0	Dondre Duffus	G	6-3	183	Jr.	3rd	Palm Beach, Fla. (Boyd Anderson/St. Petersburg College)
2	Tahj Eaddy	G	6-2	154	Fr.	1st	West Haven, Conn. (Tennessee Prep Academy)
13	Trey Kellum	F	6-7	213	Sr.	5th	Peoria, Ill. (Peoria Central/Florida A&M)
3	Ray Kowalski	G	6-3	195	Fr.	1st	Concord, N.C. (Concord)
15	Donnie Lewis*	G	6-1	170	So.	2nd	Lexington, Ky. (Paul Dunbar/Spalding University)
34	Denzel Mahoney	G	6-4	213	Fr.	1st	Oviedo, Fla. (Hagerty)
11	Eli Sample*	G	6-4	184	Sr.	4th	Crystal City, Mo. (Crystal City/Southwest Baptist)
23	Daniel Simmons	G	6-2	204	Jr.	3rd	Biggersville, Miss. (Biggersville/East Mississippi CC)
35	William Tchiengang	F	6-8	227	Jr.	3rd	Yaounde, Cameroon (Midland College)
4	Milos Vranes	F	6-7	200	Jr.	3rd	Republic of Serbia (Third Belgrade/ND State College of Science)


Head Coach: Rick Ray, Second Season (Grand View College, 1994)
Assistant Coaches: Adam Gordon, Second Season (Tampa, 2006), Chris Moore, Second Season (Kentucky State, 1991), Nick Lagroone, Second Season (Southern Wesleyan, 2011)
Director of Operations: Tom Berryman, First Season (Alabama, 2010)
Graduate Manager: David Potter, Second Season (Clemson, 2010) * - Walk-on

» Breakdown by Class	» Geographical Breakdown	Ohio.....1	» Pronunciation Guide
Total Squad Members.....15	Cameroon.....1	Republic of Serbia.....1	Joel joe-ELLE
Seniors.....5	Connecticut.....1	Tennessee.....2	Tchiengang chain-guh
Juniors.....5	Florida.....2		Milos Vranes mi-lowsh vrah-n-esh
Sophomores.....2	Illinois.....1		
Freshmen.....3	Kentucky.....1	» Breakdown by Position	
	Louisiana.....1	Guard.....11	
	Mississippi.....1	Forward.....4	
	Missouri.....1		
	North Carolina.....1		
	New York.....1		


Southeast Missouri State

REDHAWKS


RADIO/TV ROSTER




DONDRE DUFFUS
G / 6-3 / 183 / Jr.
Palm Beach, Fla.




ANTONIUS CLEVELAND
G / 6-6 / 195 / Sr.
Memphis, Tenn.




TAHJ EADDY
G / 6-2 / 154 / Fr.
West Haven, Conn.




RAY KOWALSKI
G / 6-3 / 195 / Fr.
Concord, N.C.




MILOS VRANES
F / 6-7 / 200 / Jr.
Republic of Serbia



JOEL ANGUS III
F / 6-7 / 240 / Jr.
Brooklyn, N.Y.




JONATHAN DALTON
G / 5-10 / 155 / So.
New Orleans, La.




ELI SAMPLE
G / 6-4 / 184 / Sr.
Crystal City, Mo.




JAMAAL CALVIN
G / 6-1 / 184 / Sr.
Chattanooga, Tenn.




TREY KELLUM
F / 6-7 / 213 / Sr.
Peoria, Ill.




DONNIE LEWIS
F / 6-1 / 170 / So.
Lexington, Ky.




JAYLEN BENTON
G / 6-3 / 180 / Jr.
Columbus, Ohio



DANIEL SIMMONS
G / 6-2 / 204 / Jr.
Biggersville, Miss.



DENZEL MAHONEY
F / 6-4 / 213 / Fr.
Oviedo, Fla.



WILLIAM TCHIENGANG
F / 6-8 / 227 / Jr.
Yaounde, Cameroon



RICK RAY
Head Coach
Second Year




ADAM GORDON
Assistant Coach
Second Year



NICK LAGROONE
Assistant Coach
Second Year



CHRIS MOORE
Assistant Coach
Second Year



DAVID POTTER
Graduate Manager
Second Year











TOM BERRYMAN
Director of Operations
First Year

Southeast Missouri State












REDHAWKS

CALENDAR SCHEDULE

NOVEMBER

Sunday	Monday	Tuesday	Wednesday	Thursday	Friday	Saturday
		1	2	3	4	5
6		8	9	10		12
	14	15		17		19
20	21		23	24	25	26
27		29	30			
		<div><div><div>7 Missouri S&T (exhibition) 6:30 p.m.</div><div>11 at Illinois <small>BIG TEN NETWORK</small> 8 p.m.</div><div>13 Hannibal-LaGrange <small>OVC DN</small> 2 p.m.</div><div>16 at Western Illinois 7 p.m.</div></div><div><div>18 at Bradley 7 p.m.</div><div>22 UT Rio Grande Valley <small>OVC DN</small> 6:30 p.m.</div><div>28 at UMKC 6:35 p.m.</div></div><div><div>Home Games in Bold</div><div>OVC DN - OVC Digital Network</div><div>All Times Central & Subject to Change</div></div></div>				

DECEMBER









Sunday	Monday	Tuesday	Wednesday	Thursday	Friday	Saturday
				1 	2	3
	5	6		8	9	10 
11	12	13	14	15	16	17 
18		20	21			24
25	26	27	28		30	31 
		<div><div><div>1 Central Arkansas <small>OVC DN</small> 6:30 p.m.</div><div>4 at Indiana <small>ESPN2</small> 3 p.m.</div><div>7 Missouri State <small>OVC DN</small> 6:30 p.m.</div><div>10 Northern Kentucky <small>OVC DN</small> 2 p.m.</div><div>17 at Missouri State ! 5:05 p.m.</div></div><div><div>19 at DePaul !</div><div>22 vs. Chicago State ! #</div><div>23 vs. Troy/Cornell ! #</div><div>29 Henderson State <small>OVC DN</small> 5 p.m.</div><div>31 Eastern Kentucky* <small>OVC DN</small> 2:30 p.m.</div></div><div><div>Home Games in Bold</div><div>* - Ohio Valley Conference Game</div><div>! - Las Vegas Classic # - Game in Las Vegas</div><div>OVC DN - OVC Digital Network</div><div>All Times Central & Subject to Change</div></div></div>				


Southeast Missouri State

REDHAWKS

CALENDAR SCHEDULE

JANUARY

Sunday	Monday	Tuesday	Wednesday	Thursday	Friday	Saturday
1	2	3	4	5 	6	7 
8	9	10 	11	12	13	14 
15	16	17	18	19 	20	21 
22	23	24	25	26 	27	28 
29	30	31				



5 at Tennessee State* OVC DN 7:30 p.m.

7 at Belmont* OVC DN 7 p.m.

10 **Tennessee Tech*** OVC DN **6:30 p.m.**

14 at UT Martin* OVC DN 6 p.m.

19 **SIU Edwardsville*** OVC DN **6:30 p.m.**

21 **Eastern Illinois*** OVC DN **4:15 p.m.**

26 at Murray State* OVC DN 7 p.m.

28 at Austin Peay* OVC DN 6:30 p.m.








Home Games in **Bold**


* - Ohio Valley Conference Game

OVC DN - OVC Digital Network

All Times Central & Subject to Change

FEBRUARY

Sunday	Monday	Tuesday	Wednesday	Thursday	Friday	Saturday
			1 	2	3	4 
5	6	7	8	9 	10	11 
12	13	14	15	16	17	18 
19	20	21	22	23 	24	25 
26	27	28				



1 at Jacksonville State* OVC DN 7 p.m.

4 **Morehead State*** ^ OVC DN 4:15 p.m.

9 at SIU Edwardsville* OVC DN 7 p.m.

11 at Eastern Illinois* ASN 1 p.m.

18 **UT Martin*** ASN 11 a.m.

23 **Murray State*** OVC DN 6:30 p.m.

25 **Austin Peay*** OVC DN 4:15 p.m.

Home Games in **Bold**

* - Ohio Valley Conference Game

^ - Hall of Fame ASN - American Sports Network















OVC DN - OVC Digital Network

All Times Central & Subject to Change

Southeast Missouri State REDHAWKS

CALENDAR SCHEDULE

MARCH

Sunday	Monday	Tuesday	Wednesday	Thursday	Friday	Saturday
			 1	 2	 3	 4
5	6	7	8	9	10	11
12	13	 14	 15	 16	 17	 18
 19	20	21	22	 23	 24	 25
 26	27	28	29	30	31	





1-4 OVC Tournament (Nashville, Tenn.)
 14 NCAA First Four (Dayton, Ohio)
 15 NCAA First Four (Dayton, Ohio)
 16 NCAA First Round

17 NCAA First Round
 18 NCAA Second Round
 19 NCAA Second Round
 23 Sweet 16

24 Sweet 16
 25 Elite 8
 26 Elite 8

APRIL

Sunday	Monday	Tuesday	Wednesday	Thursday	Friday	Saturday
						 1
2	 3	4	5	6	7	8
9	10	11	12	13	14	15
16	17	18	19	20	21	22
23	24	25	26	27	28	29
30						



1 National Semi-Finals (Phoenix, Ariz.)
 3 National Championship (Phoenix, Ariz.)



COACHING STAFF



Rick Ray enters his second season at Southeast Missouri in 2016-17.

Rick Ray begins his second year at Southeast Missouri with four returnees and 11 new scholarship players.

Southeast welcomes a total of 11 newcomers in 2016-17, eight of which are transfers. The overhaul came after the Redhawks roster dipped to just four players in Ray's first year last season. Now, Southeast enters the upcoming campaign with a full 15-man squad looking to improve on its 5-24 record.

Ray was introduced as the 20th head coach in Southeast Missouri men's basketball history on April 13, 2015.

Ray, who agreed to a four-year contract that will run through 2019, is the first African-American head coach in the 109-year history of the program.

A tireless worker, Ray is structuring his program to achieve success both on the court and in the classroom.

RICK RAY

Head Coach • Second Year • Grand View College, 1994

In his first summer on the job, Ray challenged his players to excel academically and they did so by accumulating a 3.38 grade point average, the program's highest in a summer term.

Twelve of the 15 players enrolled in summer classes posted a 3.0 or higher GPA. To take it even further, Ray convinced other players to remain on campus and finish what they started. As a result, seven players graduated. Nino Johnson, Jarekious Bradley, Darrian Gray and J.J. Thompson, along with former players Corey Wilford, Waylon Jones and Dainmon Gonner all earned their bachelor degrees.

"I challenged our players to have the best summer ever for men's basketball," said Ray. "I wanted nothing but A's and B's and I am so proud of each individual player on our team for meeting that challenge."

Ray's 2015-16 team was the first to play in a newly-renovated Show Me Center, which has served as home to Redhawk Basketball since 1987.

One of the best basketball arenas in the Ohio Valley Conference, the Show Me Center received a new state-of-the-art center-hung video board, brand new telescopic seating, a new exterior roof and additional improvements to lighting and sound systems. All renovations were completed for the 2015-16 campaign.

Prior to Southeast, Ray spent three seasons as head coach at

Mississippi State. He led the Bulldogs to a 2-2 mark in the SEC Tournament, including an upset win against Vanderbilt in 2013-14. Ray helped the development of two All-SEC freshmen in Craig Sword and Gavin Ware, as his recruiting classes received national attention. In addition, Ray had a 100 percent graduation rate during his tenure at MSU.

Certainly no stranger to NCAA postseason play, Ray has been an assistant at three different institutions that enjoyed success at the highest level.

Before arriving in Starkville, Mississippi, Ray spent two seasons at Clemson, where he

was associate head coach to Brad Brownell. Ray also spent four successful years on the staff of Matt Painter at Purdue. He began his Division I coaching career at Indiana State, serving seven seasons.

All three programs participated in the NCAA Tournament. While at Clemson coaching in the highly-competitive Atlantic Coast Conference, the Tigers won 38 games during Ray's two-year stint as associate head coach. In 2010-11, the Tigers finished the year with a 22-12 overall record and 9-7 mark in the ACC en route to making the NCAA Tournament for the fourth-straight season. Clemson advanced to the second round of the tournament that year.

Ray was an assistant coach from 2006-10 under Painter at Purdue, where the Boilermakers won 103 games during his first



four years on staff, including 15 victories over Top 25 competition. During his tenure, Purdue advanced to the NCAA Tournament each season and made the Sweet 16 his last two years there.

In 2009, the Boilermakers won the Big Ten Tournament and secured a No. 5 seed in the NCAA Tournament. A year later, Ray helped the Boilermakers to 29 wins, tied for the most in Purdue history for a single season. Purdue earned a No. 4 seed and lost in the round of 16 to eventual NCAA champion Duke during the 2010 NCAA Tournament.

Ray was part of the 2006-07 Purdue staff that signed arguably the top class in school history, a group that was rated No. 5 nationally by Scout.com and No. 6 by Rivals.com. That class included All-Americans Robbie Hummel and JaJuan Johnson and current NBA player E'Twaun Moore.

While at Purdue, Ray was on Painter's staff that also included Cuonzo Martin, who recently completed his second season at Cal, and Paul Lusk, who is head coach at Missouri State.

Ray coached at Missouri Valley Conference member Indiana State for a period of seven years (1997-2004), helping ISU to consecutive 20-win seasons and NCAA Tournament appearances in 1999-2000 and 2000-01. In 1999-2000, the Sycamores compiled a 14-4 record in the MVC and won the regular season title. ISU then won the MVC Tournament the following season. The Sycamores later upset No. 4 seed Oklahoma in the first round

of the 2001 NCAA Tournament. In addition, Ray was part of the ISU staff that defeated perennial power Indiana in back-to-back seasons.

Following his time at ISU, Ray spent two seasons (2004-06) as an assistant coach and recruiting coordinator at Northern Illinois. In 2005-06, the Huskies were regular season Western Division champions in the Mid-American Conference for the first time in school history with a 17-11 overall record and 12-6 ledger in the MAC.

Ray began his coaching

career as a graduate assistant at the University of Nebraska-Omaha, a Division II program. He helped orchestrate a seven-win turnaround during his second season in 1996-97.

A standout player for Grand View College (Iowa), Ray was an All-American Scholar-Athlete and honorable mention all-conference performer in 1993.

He earned his undergraduate degree in applied mathematics and secondary education from Grand View in 1994. Ray received his master's degree in athletic administration from

Nebraska-Omaha in 1997.

Those type of heralded credentials helped Ray make the transition to head coach.

In 2013, he was the recipient of Grand View's Distinguished Alumni Award.

Born in Gardena, California, Ray moved to Kansas City, Kansas with his family when he was six years old.

Ray and his wife, Breyana, have two sons, Deacon and Mason, and a daughter, Katriece.

Ray begins his second year at Southeast Missouri with four returnees and nine new scholarship players.

YEAR-BY-YEAR RECORDS

Year	School	Assignment	Record	Conference	Postseason
1995-96	Nebraska-Omaha	Graduate Assistant	-	-	-
1996-97	Nebraska-Omaha	Graduate Assistant	-	-	-
1997-98	Indiana State	Assistant Coach	16-11	10-8	-
1998-99	Indiana State	Assistant Coach	15-12	10-8	-
1999-2000	Indiana State	Assistant Coach	22-10	14-4	NCAA Tournament First Round
2000-01	Indiana State	Assistant Coach	22-12	10-8	NCAA Tournament Second Round
2001-02	Indiana State	Assistant Coach	6-22	4-14	-
2002-03	Indiana State	Assistant Coach	7-24	2-16	-
2003-04	Indiana State	Assistant Coach	9-19	5-13	-
2004-05	Northern Illinois	Assistant Coach	11-17	7-11	-
2005-06	Northern Illinois	Assistant Coach	17-11	12-6	-
2006-07	Purdue	Assistant Coach	22-12	9-7	NCAA Tournament Second Round
2007-08	Purdue	Assistant Coach	25-9	15-3	NCAA Tournament Second Round
2008-09	Purdue	Assistant Coach	27-10	11-7	NCAA Tournament Sweet 16
2009-10	Purdue	Assistant Coach	29-6	14-4	NCAA Tournament Sweet 16
2010-11	Clemson	Associate Head Coach	22-12	9-7	NCAA Tournament Second Round
2011-12	Clemson	Associate Head Coach	16-15	8-8	-
2012-13	Mississippi State	Head Coach	10-22	4-14	-
2013-14	Mississippi State	Head Coach	14-19	3-15	-
2014-15	Mississippi State	Head Coach	13-19	6-12	-
2015-16	Southeast Missouri	Head Coach	5-24	2-14	-

Career Record: 42-84 (4 years)
Record at Southeast Missouri: 5-24, 2-14 OVC (first year)
Record at Mississippi State: 37-60, 13-41 SEC (3 years)
Record as a college assistant/associate head coach: 266-202

Southeast Missouri State REDHAWKS

HEAD COACH RICK RAY

WHAT THEY ARE SAYING ABOUT RICK RAY



"Over the last three years, we have had the chance to compete against Rick's teams. They played extremely hard and were always well-prepared. Getting to know Rick personally, he is even a better guy."

Billy Donovan
OKC Thunder Head Coach



"Rick Ray is an outstanding hire for Southeast Missouri State University. He is a terrific basketball coach with an excellent feel for the game. It won't take long for Southeast Missouri to become one of the best defensive teams in the Ohio Valley Conference. He has a true passion for recruiting and will be an excellent role model and mentor to the young men in his program."

Brad Brownell
Clemson Head Coach



"Rick is a great coach and a strong leader. I had the privilege of working alongside him on the Purdue coaching staff where we enjoyed great success. Rick is a very genuine person who values the people around him. His work ethic and knowledge of the game has made him a very well-respected mentor in our profession. I wish him all the best in his new post at Southeast Missouri State."

Cuonzo Martin
Cal Head Coach



"Rick is one of the brightest young coaches in the country. He can do it all and will breathe life into the Southeast Missouri program. Not only is he an outstanding coach and recruiter, he's an even better person. Rick brings a wealth of basketball knowledge having worked for some of the best coaches in the country. There's no doubt he will be very successful. Southeast Missouri got a great one!"

Greg Lansing
Indiana State Head Coach



"Rick Ray is a teacher of winning in life. He is a man of character that will bring excellence to Southeast Missouri State. His team will play the game the right way. No team will outwork, out-tough or be better prepared than a Rick Ray team."

Frank Martin
South Carolina Head Coach



"Rick Ray is a fantastic hire for Southeast Missouri State. He is not only a quality individual who can help build their program the right way, but he is a difference maker who has a proven track record as a recruiter and tactician. Their fans should be very excited about what's in store for the future of that program."

Paul Lusk
Missouri State Head Coach



Southeast Missouri State REDHAWKS

HEAD COACH RICK RAY



"Rick Ray will have great success in the coaching business. He is an extremely hard worker, exhibits great passion for developing players and operates with high ethics. The Southeast Missouri basketball community should be ecstatic about having Rick Ray to captain the ship!"

Earl Grant
College of Charleston Head Coach



"Rick has one of the most knowledgeable basketball minds in the business. Along with his ability to relate to his players, Southeast Missouri has made a home run hire."

Kareem Richardson
Missouri-Kansas City
Head Coach



WHAT FORMER PLAYERS ARE SAYING...

"The No. 1 thing I noticed from the beginning was his competitiveness to win. Whether it was practice, film sessions or games, that edge never changes. He was always competitive and wanted to win. He taught me to be competitive, no matter the situation. I know what kind of guy he is, and that he's going to bring it 100 percent every day."

Carl Landry, former Purdue standout who played with the Sacramento Kings and Philadelphia 76ers.

"I met Coach when I was 16. But before he was my coach, he was my math tutor. That's how we originally got to know each other. Algebra was not my strong suit, so thank goodness he knew all there was about math. He taught me a lot of things, but without question the thing he taught me the most was the value of hard work. That's a term we all throw around as if it is a given or that everybody does it."

Nate Green, former NBA and Indiana State great.

"I was fortunate to play under Coach Ray. The biggest thing about him is how great he is at developing your skills. I think we all really improved under his watch. Coach Ray knew his stuff offensively and defensively. Whether it's recruiting, or watching film, his work ethic has always been tremendous. But, his greatest strength is that he's a great person."

Robbie Hummel, former Purdue All-American who is now playing with the Denver Nuggets.

"I honor Coach Ray for his unwavering standards of excellence, work ethic and accountability on and off the court. He's a culture shifter and I've learned so much from him. I respect him for being a go-getter with a never quit attitude. I know the future is bright for Coach Ray."

Tyson Cunningham, former Mississippi State guard and team captain.

Southeast Missouri State REDHAWKS

HEAD COACH RICK RAY

RICK RAY FILE

Family

Wife: Breyana
Children: Katriece
Deacon
Mason

Educational Background

High School: Sumner Academy of Arts & Sciences, 1988
College: Grand View College, 1994
Graduate School: Nebraska-Omaha, 1997

Playing Experience

Spent first two years of college basketball at Labette Community College in Parsons, Kan., before concluding his career at Grand View College in Des Moines, Iowa, where he was an honorable mention all-conference standout.



ASSISTANT COACHES

Southeast Missouri State REDHAWKS



ADAM GORDON
ASSISTANT COACH
SECOND YEAR / TAMPA, 2006

Adam Gordon sets to begin his second year as an assistant coach at Southeast Missouri.

Gordon joined the Southeast men's basketball staff on May 26, 2015.

He worked for three years as director of operations on Rick Ray's staff at Mississippi State. Gordon was in charge of travel, camps, scheduling, on-campus recruiting and academic compliance during his stint with the Bulldogs.

A native of Los Angeles, California, Gordon also spent time at Northern Colorado and was a graduate assistant at Clemson for three years, working alongside Ray.

A 2006 graduate of Tampa who studied Youth Development and Leadership at Clemson, Gordon was an assistant coach at Central Florida Community College in Ocala, Florida, from 2006-08 before going to Clemson. There, Gordon was responsible for recruiting, player development, opponent scouting, video editing and exchange, and academic counseling. He helped lead the

Patriots to a pair of NJCAA Florida State Tournament appearances.

Prior to Central Florida CC, Gordon was head manager and student assistant at the University of Tampa from 2002-06.

Additionally, Gordon was one of the founders of Rising Coaches Elite, an organization that assists young coaches, operations directors and managers with networking and clinics.

Gordon has a wife, Stephan, and a stepson, Bentley.

"It is important to have someone on any staff that knows the system and more importantly me, so that he can convey that knowledge to the players and the rest of the staff. Adam is so well connected in our business due to his innovative work with the Rising Coaches organization."

Rick Ray



Southeast Missouri State REDHAWKS

ASSISTANT COACHES



NICK LAGROONE
ASSISTANT COACH
SECOND YEAR / SOUTHERN WESLEYAN, 2011

Nick Lagroone is in his second year at Southeast Missouri. Lagroone was promoted to assistant coach on July 13, 2016.

Lagroone's promotion came after he spent one year as Southeast's Director of Basketball Operations.

As Director of Basketball Operations, Lagroone handled all the day-to-day operations, assisted with scheduling practice and skill workouts, on-campus recruiting, team travel, academics, camps, video and other duties.

Prior to Southeast, Lagroone coached one season at Greenforest Christian Academy in Atlanta, Georgia.

As head coach at Greenforest, Lagroone led the Eagles to

a 27-2 overall record and undefeated 13-0 mark in the region during the 2014-15 campaign. Greenforest advanced to the state championship game that year.

Before that, Lagroone worked as a graduate assistant coach under Ray for two years at Mississippi State.

Lagroone played four years (2007-11) as a guard at Southern Wesleyan University in Central, South Carolina. He was a two-time NAIA All-American and three-time Southern States Athletic Conference honoree. Lagroone finished his college career with 1,645 points and ranked among the top 10 in the NAIA in scoring his final two seasons.

"Nick did an outstanding job during his time serving as an assistant while also handling all of the responsibilities in his role as Director of Basketball Operations. This move gives our staff and players some continuity and that is key to us building relationships and having synergy throughout our program."

Rick Ray



ASSISTANT COACHES

Southeast Missouri State REDHAWKS



CHRIS MOORE
ASSISTANT COACH
SECOND YEAR / KENTUCKY STATE, 1991

Chris Moore enters his second year as an assistant coach at Southeast Missouri in 2016-17.

A native of Louisville, Kentucky, Moore has more than 20 years of experience and came to Southeast after coaching five years at Wright State University. He is also well acquainted with the Ohio Valley Conference, having spent four seasons at Morehead State. Over the last 16 years, Moore has coached 16 all-conference performers, two freshmen of the year honorees, eleven 1,000-point scorers and 24 players who have gone on to play professionally.

During his time on WSU's coaching staff, the Raiders always ranked among the top 100 teams nationally in defensive field goal percentage. From 2010-15, WSU averaged 17.5 wins per season and made two postseason appearances. In 2012-13 and 2013-14, Moore helped lead WSU to an overall record of 44-28 and 20-12 mark in the Horizon League, as both of those teams reached the conference title game. It was the first time in the school's NCAA Division I history that the Raiders made back-to-back postseason appearances. While at WSU, Moore worked with several talented players, including Vaughn Duggins and Julius Mays, both All-Horizon League performers.

Prior to WSU, Moore was an

assistant coach and recruiting coordinator at Morehead State from 2006-10. MSU posted a total of 71 victories (18 per season) and registered back-to-back 20-win seasons for the first time in school history with Moore on its staff. His final two seasons at MSU were even more memorable as the Eagles advanced to postseason play in consecutive years, another first for the program. MSU picked up an OVC Tournament championship and won a game in the NCAA Tournament along the way.

As recruiting coordinator at MSU, Moore's efforts resulted in two classes being ranked in the nation's top 40. Clark Francis' Hoop Scoop tabbed MSU's 2007 class 31st and 2008 class 34th nationally. Both of those classes were ranked No. 1 in the OVC. In 2007, the Eagles' recruiting class included Kenneth Faried, Leon Buchanan and DeMonte Harper. Faried was the NCAA's all-time leading rebounder and a first round NBA draft pick in 2011. He, along with Harper, were All-Americans that year, and all three players garnered All-OVC honors.

In addition to his coaching and recruiting duties, Moore served as the team's academic liaison, helping raise and maintain the basketball team's grade point average to a 3.0 during his time there.

Before MSU, Moore made stops at Bellarmine University, Indiana

University-Southeast and the University of Cincinnati.

At IU-Southeast, Moore worked as an assistant to head coach Walt Corbean in 2002-03. That year, the Grenadiers won a conference championship and advanced to postseason play in the national tournament.

In two seasons at Cincinnati, Moore helped guide the Bearcats women's program to an overall record of 49-15, an NCAA Tournament berth, WNIT appearance, one Conference USA Tournament title and the program's first top 25 ranking.

Moore was instrumental in the development of All-Conference USA performers Valerie King, K.B. Sharp and Debbie Merrill. King and Merrill were All-Americans, while both Merrill and Sharp went on to be WNBA draft picks.

In 2012, Moore was invited to participate in the prestigious Villa 7 consortium, which connects the country's elite assistant

basketball coaches in an effort to prepare the next generation of college basketball leaders.

Moore has been ranked as one of the top 25 mid-major assistants in the country according to CoachStat.net and Next-Up Recruits named him one of the top 5 assistants in the Horizon League for the 2014-15 season.

He also coached Southeast forward Joel Angus III for the Global Sports Academy during a two-week tour in Europe last summer.

He was a three-time letterman at Kentucky State University, earning Academic All-America honors in 1990-91 and serving as team captain his senior year.

Moore earned a bachelor's degree in criminal justice from Kentucky State in 1991 and a master's degree in sport administration from the University of Louisville in 2000.

Moore has one son, Christian.

"Chris is experienced and accomplished. He has a great reputation in our business and has built relationships that will be a tremendous help to our recruiting efforts. He is a valuable asset to our program and we are lucky to have him."

Rick Ray



Southeast Missouri State REDHAWKS

BASKETBALL STAFF



TOM BERRYMAN



*Director of Operations
First Year / Alabama, 2010*

Tom Berryman was hired as director of operations at Southeast Missouri on Aug. 1, 2016.

Berryman spent the last two seasons as an assistant coach at the University of Charleston. He has nine years of coaching experience, including four as a member of Anthony Grant's staff at the University of Alabama. Grant is currently an assistant coach with the Oklahoma City Thunder.

Berryman served as Alabama's video coordinator during the 2013-14 season. He was responsible for all aspects of video operations, which included assisting with team scouting reports, analyzing film for postgame analysis, creating individual player edits, and managing the team's video library. Berryman was promoted to the video coordinator position after two years as a graduate assistant and one year as a volunteer graduate assistant.

Alabama experienced both team and individual success during Berryman's time with the program. The Crimson Tide made three postseason appearances in Berryman's four years, including a trip to the 2012 NCAA Tournament. Alabama also won the 2011 SEC Western Division title.

Berryman also worked with four players who were selected to a total of eight All-SEC teams. These include JaMychal Green of the Memphis Grizzlies and Tony Mitchell, who played with the Milwaukee Bucks. Fourteen players from Berryman's tenure

at Alabama have gone on to play professionally.


Before joining the University of Alabama program, Berryman spent three years coaching in the high school ranks. He spent two seasons (2008-2010) at Northridge High School in Tuscaloosa, Alabama where he served as the head freshman coach and as a varsity assistant. Berryman was also the head junior varsity coach and a varsity assistant at Holt High School for the 2007-2008 season.

During the summer of 2006, Berryman worked as an intern at IMG Basketball Academy in Bradenton, Florida. During his time there, he worked under the tutelage of Mike Moreau, one of the nation's top skill development coaches. Berryman assisted Moreau in skill development workouts for numerous professional and collegiate players. He also served as an instructor for IMG's high school summer camps.

Additionally, Berryman is a member of the Board of Directors for Rising Coaches Elite, an organization dedicated to the career development of young collegiate coaches. He was appointed to this position in 2013.

Berryman earned two degrees from the University of Alabama. He graduated cum laude in 2010 with a bachelor's degree in economics. In 2012, he completed his master's degree in human performance, which included an emphasis in sport management.

He and his wife, Kinsey, reside in Cape Girardeau.



DAVID POTTER



*Graduate Manager
Second Year / Clemson, 2010*

David Potter is in his second year as a graduate manager at Southeast Missouri.

A native of Severn, Maryland, Potter played four seasons at Clemson University from 2006-10. He appeared in all 32 games and made 30 starts at the small forward position as a senior in 2009-10. That year, Potter ranked second on the team with 48 three-point field goals and averaged a career-best 23.9 minutes per game. He also ranked fourth on the team with 41 steals and turned in nine double-digit scoring performances.

Potter was a steady player and dependable defender, helping lead the Tigers to three consecutive NCAA Tournament appearances for only the second time in school history.

He played in all 134 games of his career, improving his scoring and rebounding averages each season with the program. Potter

finished his career with 637 points (4.8 ppg) and 99 steals. He earned Clemson's Defensive Player-of-the-Year Award as a senior and was the recipient of the Tom Lynch Award as the team's most improved player his sophomore season.

Potter joined the NBA D-League Rio Grande Valley Vipers (affiliate of the Houston Rockets) following his college career. He then played overseas with Naglis Palangos in Lithuania.

In high school, Potter rated as the nation's No. 119 prospect according to Rivals.com and was a top 150 player according to Prepstars. Hoop Scoop ranked him as the No. 51 fifth-year senior in the country. Potter averaged 17 points, six rebounds, three assists and two steals per game as a senior. He played at IMG Academy in Bradenton, Florida his final three prep seasons.



Amanda Martin
Co-Head Athletic Trainer



Ryan Johnson
Strength & Conditioning



PLAYER PROFILES

Southeast Missouri State

REDHAWKS

RETURNEES



5

FORWARD

JOEL ANGUS III

SENIOR (4) / 6-7 / 240 / BROOKLYN, N.Y.

PUTNAM SCIENCE ACADEMY / MONROE COLLEGE

2015-16: One of two players to start all 29 games...Southeast’s second-leading scorer (10.5 ppg) and rebounder (5.9 rpg) in his first year of Division I basketball...Led the team with 172 total rebounds, including 65 on the offensive end...Boasted the team’s best field goal percentage making 111-of-222 shots for 50 percent...Shot 72.2 percent at the free throw line (83-of-115)...Dished out 32 assists, collected 20 steals and ranked second on the team with 14 blocks...Registered his first career double-double when he finished with 13 points and 13 rebounds vs. Tennessee State (1/2)...Had two double-doubles for the season...Scored double figures 14 times...Finished the year by scoring 10 or more points in each of his final four starts...Dropped in a season-high 19 points on 8-of-10 field goals and made a perfect 3-of-3 free throws at Austin Peay (2/26)...Ranked 13th in the Ohio Valley Conference in rebounding and 11th in field goal percentage...Was also 10th in the league in offensive rebounds (2.2 rpg)...Scored 18 points and played a season-high 40 minutes vs. UT Martin (1/24)...Spent two weeks in Europe from Aug. 8-19 with the Global Sports Academy, a not-for-profit organization participating in domestic and international competition since 1991...Played under Southeast assistant coach Chris Moore as his team toured in Holland, Germany and Belgium...Angus’ team, consisting of several NCAA Division I players, played five games in nine days...Averaged 8.4 points per game during the two-week tour.

Monroe College: Spent the last season at Monroe College in New Rochelle, New York, leading the Mustangs to a National Junior College Athletic Association Region XV Championship...Started 15 games, ranking first on the team in scoring (15.4 ppg), rebounding (8.5 rpg), minutes (32.3 mpg) and field goal percentage (.550)...Registered six double-doubles and put up double figures in the scoring column 12 times...Was second on the team in blocks (13) and earned all-region honors...Started his collegiate career at Westchester Community College in New York before transferring to Monroe College during the middle of his sophomore year...Averaged 12.6 points and 6.5 rebounds on a Monroe College team that went 28-5 and advanced to the NJCAA Tournament.

Prep: Graduated from Boys and Girls High School in New York City in 2013, and attended Putnam Science Academy in Putnam, Connecticut the following year.

Personal: Born January 4, 1994...Majoring in Finance...Son of Joel Angus, Jr. and Latasha Haynic... First to sign a National Letter of intent under Rick Ray...Signed with the Redhawks on May 14, 2015, a little over a month after Ray was hired as Southeast’s head coach.

ANGUS’ GAME-BY-GAME STATISTICS															
2015-16	FG	3P	FT	O/D	REB	F	PTS	A	TO	B	S	M			
at Dayton*	2-5	0-0	2-4	1/2	3	3	6	1	2	0	1	18			
at Evansville*	6-12	0-0	6-9	0/7	7	4	18	2	1	1	3	35			
at Alabama A&M*	6-12	0-0	2-3	5/2	7	2	14	1	3	0	2	33			
at UTRGV*	0-4	0-0	3-4	5/4	9	0	3	1	3	0	1	29			
Loyola Marymount*	2-6	0-0	5-8	4/4	8	2	9	0	1	2	1	32			
at Southern Illinois*	3-4	0-0	0-0	0/2	2	3	6	0	3	0	0	8			
at Memphis*	2-5	0-0	3-4	0/0	0	3	7	1	1	0	2	21			
Bowling Green*	2-8	0-0	0-0	1/3	4	0	4	1	0	0	0	21			
Ole Miss*	3-4	0-0	2-2	0/6	6	2	8	0	4	0	0	29			
at Northern Ky.*	6-7	0-0	4-4	2/2	4	4	16	1	2	0	0	31			
at Missouri State*	6-10	0-0	2-2	2/4	6	3	14	1	2	1	0	32			
Harris-Stowe*	4-10	0-0	4-5	2/3	5	1	12	1	0	0	1	29			
Belmont*	4-9	0-0	1-2	3/2	5	2	9	1	2	0	1	30			
Tennessee State*	3-10	0-0	7-11	4/9	13	1	13	2	1	0	1	35			
at Morehead State*	4-8	0-0	4-4	3/1	4	2	12	1	4	1	0	29			
at Eastern Ky.*	6-9	0-1	0-0	2/6	8	5	12	1	5	0	0	31			
Jacksonville State*	6-8	0-0	4-7	1/3	4	2	16	0	3	0	0	29			
at Tennessee Tech*	2-8	0-1	0-0	0/7	7	1	4	0	3	0	0	21			
Hannibal-LaGrange*	2-8	0-0	1-4	4/4	8	1	5	8	1	1	1	28			
UT Martin*	7-9	0-0	4-5	3/5	8	3	18	1	3	1	1	40			
at SIU Edwardsville*	1-7	0-0	6-6	1/3	4	3	8	0	2	3	0	36			
Austin Peay*	4-6	0-0	1-1	1/1	2	4	9	1	1	0	0	17			
Murray State*	0-3	0-0	7-9	0/1	1	0	7	2	0	0	0	26			
at Eastern Illinois*	4-5	0-0	0-1	5/3	8	3	8	1	3	0	0	19			
at UT Martin*	2-6	0-0	1-2	2/6	8	2	5	0	4	1	0	32			
at Murray State*	8-11	0-0	1-1	2/2	4	0	17	1	3	0	0	33			
SIU Edwardsville*	3-6	0-0	7-9	4/2	6	3	13	2	0	2	2	25			
Eastern Illinois*	5-12	0-0	3-5	6/7	13	1	13	0	2	1	0	32			
at Austin Peay*	8-10	0-0	3-3	2/6	8	4	19	1	1	0	3	35			
Totals	111-222	0-2	83-115	65/107	172	64	305	32	60	14	20	816			

* - Game Started

CAREER-HIGHS		
Points	19	at Austin Peay (2/27/16)
Total Rebounds	13	2x, last vs. Eastern Illinois (2/20/16)
Offensive	6	vs. Eastern Illinois (2/20/16)
Defensive	9	vs. Tennessee State (1/2/16)
FG Made	8	2x, last at Austin Peay (2/27/16)
FG Attempted	12	3x, last vs. Eastern Illinois (2/20/16)
3-Point FG Made	-	-
3-Point FG Attempted	1	2x, last at Tennessee Tech (1/16/16)
FT Made	7	3x, last vs. SIU Edwardsville (2/18/16)
FT Attempted	11	vs. Tennessee State (1/2/16)
Assists	8	vs. Hannibal-LaGrange (1/19/16)
Blocks	3	at SIU Edwardsville (1/28/16)
Steals	3	2x, last at Austin Peay (2/27/16)
Minutes	40	vs. UT Martin (1/24/16)

RETURNEES

Southeast Missouri State

REDHAWKS



5

JOEL ANGUS III



ANGUS’ CAREER STATISTICS AT SOUTHEAST MISSOURI																			
Overall																			
Season	G-GS	Min	Avg	FG-FGA	Pct	3FG-3FGA	Pct	FT-FTA	Pct	Off	Def	Tot	Avg	PF	FO	A	TO	Blk	Stl
2015-16	29-29	816	28.1	111-222	.500	0-2	.000	83-115	.722	65	107	172	5.9	64	1	32	60	14	20
Ohio Valley Conference Games Only																			
Season	G-GS	Min	Avg	FG-FGA	Pct	3FG-3FGA	Pct	FT-FTA	Pct	Off	Def	Tot	Avg	PF	FO	A	TO	Blk	Stl
2015-16	16-16	470	29.4	67-127	.528	0-2	.000	49-66	.742	39	64	103	6.4	36	1	14	37	9	8

Southeast Missouri State

REDHAWKS

RETURNEES



12

GUARD

JAMAAL CALVIN

SENIOR (4) / 6-1 / 184 / CHATTANOOGA, TENN.

MCCALLIE PREP

2015-16: Saw action in 21 games and made 14 starts...Averaged 6.6 points and 3.3 rebounds...Ranked third on the team with 27 three-pointers made...Added 49 assists and 18 steals...Led the team with a .821 (32-of-39) free throw percentage...Returned from a hamstring injury to score five points and pull down three rebounds in Southeast's first win of the season at Missouri State (12/22)...Made two big free throws to give the Redhawks a four-point lead with 30 seconds left in that game...Pitched in a season-high 16 points on 5-of-9 field goals and 4-of-6 three-pointers vs. Hannibal-LaGrange (1/19), one of five double-digit scoring performances for the season...Started 14-straight games after entering the lineup for the first time at Eastern Kentucky (1/9)...Made a 3-pointer in eight-straight games from Jan. 28-Feb. 20...Led the Redhawks with 15 points, pulled down a career-high eight rebounds and knocked down a career-best 7-of-9 free throws in 31 minutes at SIUE (1/28)...Made six-straight free throws in the final 41 seconds of that game to lift Southeast to its come-from-behind win over the Cougars...Posted a career-high seven assists vs. Austin Peay (1/30)...Missed five games with a hamstring injury and was suspended the first three regular-season contests due to a violation of departmental policies and procedures...Averaged 6.7 points per game in Ohio Valley Conference play...Made 27-of-31 free throws (87.1 percent) against league foes.

2014-15: Played in 27 games and made seven starts in his first year as a scholarship player...Averaged 3.9 points in 16.6 minutes per game...Knocked down 23 three-pointers, third-most on the team...Missed just four times at the free throw line (19-of-23)...Started seven-straight games from Jan. 31-Feb. 22...Recorded double figures in the scoring column five times with a season-high 13 at Jacksonville State (1/14)...Knocked down a season-high four 3-pointers and scored double figures in back-to-back games at UT Martin (1/24) and vs. SIUE (1/29)...Scored 11 points in 19 minutes vs. Alabama A&M (11/29)...Recorded eight of Southeast's first 10 points of the game at Murray State (2/5), his second start of the season...Buried all but seven of his 3-pointers in Ohio Valley Conference play, where he averaged 4.5 points a game...Southeast Scholar-Athlete who made the OVC Commissioner's Honor Roll with a 3.81 GPA.

2013-14: OVC Medal of Honor recipient and Commissioner's Honor Roll selection...Saw action in 29 games and made two starts as a freshman...Averaged 4.7 points and 14.4 minutes per contest...Ranked third on the team with 28 three-point field goals made...Dished out 42 assists and had 25 steals...Scored a season-high 19 points in his first career start vs. Central Baptist (11/11)...Knocked down four threes and made a perfect 3-of-3 free throws in that game...Also started at Murray State (1/2)...Scored double figures seven times and finished the season with 17 points off the bench in two of his final three games...Had a season-high five assists vs. Austin Peay (2/27)...Played in all but two OVC games...Made 16 of his three-pointers against conference opponents...Initially joined the team as an invited walk-on.

Prep: Averaged 19.9 points, five rebounds, five assists and four steals per game as a senior at McCallie Prep School...Garnered First-Team All-Region and All-District honors his final prep year...Was the Best of Preps Tournament Most Valuable Player...Also a McDonald's All-America nominee...Averaged 15 points, four assists and 2.5 steals per game his junior season...Averaged 12 points per game as a sophomore and nine points per contest as a freshman...Helped lead his team to its first state finals game appearance in school history...Three-year starter and four-year letterman...Also played football and was on the track team.

Personal: Born February 22, 1995...Majoring in Communications...Son of Tony and Sonia Calvin.

CALVIN'S GAME-BY-GAME STATISTICS

2015-16	FG	3P	FT	O/D	REB	F	PTS	A	TO	B	S	M
at Dayton	DNP	-	-	-	-	-	-	-	-	-	-	-
at Evansville	DNP	-	-	-	-	-	-	-	-	-	-	-
at Alabama A&M	DNP	-	-	-	-	-	-	-	-	-	-	-
at UTRGV	DNP	-	-	-	-	-	-	-	-	-	-	-
Loyola Marymount	0-2	0-2	0-0	0/0	0	0	0	0	0	0	0	7
at Southern Illinois	0-3	0-3	0-0	0/0	0	0	0	1	0	0	0	11
at Memphis	DNP	-	-	-	-	-	-	-	-	-	-	-
Bowling Green	DNP	-	-	-	-	-	-	-	-	-	-	-
Ole Miss	DNP	-	-	-	-	-	-	-	-	-	-	-
at Northern Ky.	DNP	-	-	-	-	-	-	-	-	-	-	-
at Missouri State	1-4	0-3	3-6	0/3	3	0	5	0	1	0	0	10
Harris-Stowe	4-6	3-5	0-0	0/2	2	2	11	1	0	0	1	19
Belmont	2-4	2-3	0-0	0/4	4	2	6	3	1	0	1	22
Tennessee State	0-3	0-2	0-0	0/1	1	2	0	2	1	0	0	16
at Morehead State	2-9	2-6	4-4	1/3	4	1	10	3	2	0	0	28
at Eastern Ky.*	3-6	2-3	1-2	0/3	3	4	9	6	5	0	4	31
Jacksonville State*	0-6	0-3	0-0	0/3	3	3	0	2	0	0	0	24
at Tennessee Tech*	1-7	0-4	2-2	1/1	2	1	4	1	1	0	0	32
Hannibal-LaGrange*	5-9	4-6	2-2	1/4	5	1	16	2	1	0	2	34
UT Martin*	1-6	0-4	2-2	2/1	3	2	4	3	3	0	2	38
at SIU Edwardsville*	3-8	2-6	7-9	2/6	8	1	15	0	0	0	1	31
Austin Peay*	3-8	3-7	0-0	1/5	6	4	9	7	1	0	0	35
Murray State*	2-6	1-4	4-4	1/3	4	4	9	4	3	0	2	34
at Eastern Illinois*	2-7	2-7	2-2	2/4	6	0	8	3	2	0	2	36
at UT Martin*	5-8	2-5	0-0	0/1	1	3	12	3	1	0	2	29
at Murray State*	1-5	1-3	0-0	1/3	4	0	3	0	2	1	0	23
SIU Edwardsville*	2-9	1-4	4-4	2/4	6	3	9	3	3	0	0	27
Eastern Illinois*	3-8	2-5	0-0	1/2	3	2	8	4	0	0	0	38
at Austin Peay*	0-6	0-5	1-2	0/1	1	3	1	1	2	0	1	34
Total	40-130	27-90	32-39	15/54	69	38	139	49	29	1	18	559

2014-15	FG	3P	FT	O/D	REB	F	PTS	A	TO	B	S	M
at Loyola Marymount	0-3	0-2	2-2	3/1	4	2	2	3	2	0	0	21
vs. San Diego	1-4	0-3	2-2	0/0	0	1	4	1	0	0	0	25
Hannibal-LaGrange	1-2	0-1	0-0	1/0	1	1	2	0	2	0	1	16
at Central Arkansas	0-0	0-0	1-2	0/2	2	0	1	0	1	0	1	8
at Bowling Green	1-3	1-3	0-0	0/1	1	0	3	2	0	0	0	18
Alabama A&M	3-6	3-6	2-4	1/2	3	1	11	0	1	0	1	19
at Missouri	0-2	0-1	0-0	0/0	0	0	0	0	0	0	0	3
Southeastern La.	2-5	1-4	0-0	1/0	1	3	5	0	0	0	1	18
Southern Illinois	0-2	0-2	2-2	0/1	1	2	2	1	1	0	0	14
Missouri State	1-1	0-0	0-0	0/0	0	0	2	0	2	0	1	6
at Arkansas	0-0	0-0	0-0	1/1	2	0	0	0	0	0	0	8
at Ole Miss	0-2	0-2	0-0	0/0	0	0	0	0	0	0	0	12
Harris-Stowe	DNP	-	-	-	-	-	-	-	-	-	-	-
at Belmont	DNP	-	-	-	-	-	-	-	-	-	-	-
at Tennessee State	0-2	0-2	0-0	0/0	0	1	0	0	0	0	0	3
Morehead State	DNP	-	-	-	-	-	-	-	-	-	-	-
Eastern Kentucky	0-0	0-0	0-0	0/0	0	1	0	0	0	0	0	3
at Jacksonville State	3-4	3-4	4-4	0/4	4	4	13	1	0	0	1	25
Tennessee Tech	1-3	1-2	0-0	2/0	2	1	3	1	2	0	0	8
at UT Martin	0-3	0-3	0-0	1/0	1	0	0	0	0	0	1	20
SIU Edwardsville	4-8	4-7	0-0	0/3	3	4	12	1	2	0	1	33
at Austin Peay*	4-7	3-6	0-0	0/1	1	1	11	1	0	0	1	30
at Murray State*	2-6	2-5	2-2	0/1	1	1	8	1	2	0	1	30
Eastern Illinois*	0-3	0-2	0-0	0/1	1	0	0	1	0	0	0	14
UT Martin*	1-2	1-2	0-0	0/1	1	1	3	2	0	0	0	15
Murray State*	1-1	0-0	0-0	0/0	0	4	2	0	0	0	0	14
at SIU Edwardsville*	1-5	0-2	1-1	1/1	2	4	3	2	0	0	1	17
at Eastern Illinois*	2-6	1-3	0-0	1/0	1	0	5	2	0	0	0	27
Austin Peay	1-4	1-3	0-0	0/2	2	0	3	2	0	0	0	14
Morehead State	3-5	2-4	3-4	0/3	3	3	11	0	0	0	1	26
Totals	32-89	23-69	19-23	12/25	37	35	106	21	15	0	12	447

Southeast Missouri State

REDHAWKS

RETURNEES



12 JAMAAL CALVIN

2013-14	FG	3P	FT	O/D	REB	F	PTS	A	TO	B	S	M
at Saint Louis	0-5	0-4	0-0	0/0	0	4	0	1	3	0	4	24
Central Baptist*	6-17	4-10	3-3	3/3	6	3	19	2	0	0	4	30
at IUPUI	2-3	2-3	0-0	0/0	0	3	6	1	1	0	2	16
at Ball State	0-2	0-2	0-0	1/0	1	0	0	0	0	0	0	11
Mid-Continent	5-10	4-8	0-0	0/4	4	1	14	1	1	0	0	18
vs. Northern Ky.	1-2	1-2	0-0	0/0	0	0	3	0	1	0	0	5
vs. Tulane	4-5	3-3	2-2	0/1	1	0	13	1	1	0	2	17
vs. Texas State	0-0	0-0	0-0	0/0	0	0	0	0	1	0	0	4
at Southeastern La.	0-1	0-0	0-0	0/1	1	0	0	1	0	0	0	8
Illinois-Chicago	0-3	0-2	0-0	0/0	0	1	0	1	0	0	0	8
at Memphis	DNP	-	-	-	-	-	-	-	-	-	-	-
IUPUI	4-8	2-6	1-3	0/2	2	4	11	3	1	0	3	19
at Missouri State	1-3	0-2	0-0	2/1	3	3	2	2	1	0	2	17
at Murray State*	0-4	0-1	0-0	0/0	0	0	0	0	1	2	0	20
at Austin Peay	0-4	0-3	0-0	0/1	1	0	0	2	0	0	0	6
Belmont	0-0	0-0	0-0	0/2	2	0	0	2	0	0	0	10
Tennessee State	DNP	-	-	-	-	-	-	-	-	-	-	-
at Morehead State	0-1	0-1	0-0	0/0	0	0	0	0	0	0	0	3
at Tennessee Tech	4-6	2-2	2-2	1/2	3	2	12	4	5	0	1	26
SIU Edwardsville	2-2	1-1	0-0	0/1	1	0	5	1	1	0	0	12
Eastern Illinois	0-3	0-3	0-0	0/2	2	2	0	2	0	0	1	18
UMKC	1-2	0-1	0-0	0/2	2	2	2	0	1	0	2	12
at Eastern Kentucky	0-1	0-1	0-0	0/0	0	0	0	1	0	0	0	6
at SIU Edwardsville	2-7	1-6	0-1	1/4	5	4	5	2	0	0	0	24
at Eastern Illinois	1-2	0-1	0-0	0/1	1	1	2	0	1	0	1	10
UT Martin	1-7	0-4	0-0	0/0	0	0	2	3	1	0	1	14
Jacksonville State	DNP	-	-	-	-	-	-	-	-	-	-	-
at UT Martin	0-0	0-0	0-0	0/0	0	0	0	0	0	0	0	2
Austin Peay	2-3	1-2	1-2	0/1	1	1	6	5	0	0	0	15
Murray State	4-7	3-5	6-7	0/0	0	1	17	3	1	0	1	24
vs. Eastern Illinois	0-2	0-1	0-0	0/1	1	0	0	1	1	0	0	12
vs. Eastern Kentucky	4-10	4-7	5-6	1/1	2	2	17	2	2	0	0	26
Totals	44-120	28-81	20-26	9/30	39	34	136	42	25	0	25	417

* - Game Started

CAREER-HIGHS

Points.....	19	vs. Central Baptist College (11/11/13)
Total Rebounds.....	8	at SIU Edwardsville (1/28/16)
Offensive.....	3	2x, last at Loyola Marymount (11/14/14)
Defensive.....	6	at SIU Edwardsville (1/28/16)
FG Made.....	6	vs. Central Baptist College (11/11/13)
FG Attempted.....	17	vs. Central Baptist College (11/11/13)
3-Point FG Made.....	4	5x, last vs. Hannibal-LaGrange (1/19/16)
3-Point FG Attempted.....	10	vs. Central Baptist College (11/11/13)
FT Made.....	7	at SIU Edwardsville (1/28/16)
FT Attempted.....	9	at SIU Edwardsville (1/28/16)
Assists.....	7	vs. Austin Peay (1/30/16)
Blocks.....	1	at Murray State (2/13/16)
Steals.....	4	3x, last at Eastern Kentucky (1/9/16)
Minutes.....	38	2x, last vs. Eastern Illinois (2/20/16)

CALVIN'S CAREER STATISTICS AT SOUTHEAST MISSOURI

Overall																					
Season	G-GS	Min	Avg	FG-FGA	Pct	3FG-3FGA	Pct	FT-FTA	Pct	Off	Def	Tot	Avg	PF	FO	A	TO	Blk	Stl	Pts	Avg
2013-14	29-2	417	14.4	44-120	.367	28-81	.346	20-26	.769	9	30	39	1.3	34	0	42	25	0	25	136	4.7
2014-15	27-7	447	16.6	32-89	.360	23-69	.333	19-23	.826	12	25	37	1.4	35	0	21	15	0	12	106	3.9
2015-16	21-14	559	26.6	40-130	.308	27-90	.300	32-39	.821	15	54	69	3.3	38	0	49	29	1	18	139	6.6
Total	77-23	1423	18.5	116-339	.342	78-240	.325	71-88	.807	36	109	145	1.9	107	0	112	69	1	55	381	4.9
Ohio Valley Conference Games Only																					
Season	G-GS	Min	Avg	FG-FGA	Pct	3FG-3FGA	Pct	FT-FTA	Pct	Off	Def	Tot	Avg	PF	FO	A	TO	Blk	Stl	Pts	Avg
2013-14	14-1	190	13.6	16-47	.340	8-30	.267	9-12	.750	2	14	16	1.1	11	0	26	11	0	6	49	3.5
2014-15	14-7	253	18.1	20-54	.370	16-41	.390	7-7	1.000	5	14	19	1.4	22	0	14	6	0	6	63	4.5
2015-16	16-13	478	29.9	30-106	.283	20-71	.282	27-31	.871	14	45	59	3.7	35	0	45	27	1	15	107	6.7
Total	44-21	921	20.9	66-207	.319	44-142	.310	43-50	.860	21	73	94	2.1	68	0	85	44	1	27	219	5.0

Southeast Missouri State

REDHAWKS

RETURNEES



1

GUARD

ANTONIUS CLEVELAND

SENIOR (4) / 6-6 / 195 / MEMPHIS, TENN.

FAITH BAPTIST CHRISTIAN ACADEMY (GA.)

2015-16: Started 25 of 26 contests...Led the team in scoring (15.2 ppg), rebounding (6.6 rpg), minutes played (31.4 mpg), steals (42) and blocks (15)...Ranked second on the team in assists (61) and third in field goal percentage (.437)...Finished the season among the top 10 Ohio Valley Conference leaders in scoring (10th), rebounding (9th), steals (5th), offensive rebounds (8th, 2.4 rpg) and defensive rebounds (9th, 4.2 rpg)...Averaged 15.9 points and 6.8 rebounds in OVC play...Scored double figures in each of his last 10 starts of the season and led the Redhawks with a total of 22 double-digit scoring games...Dropped in 20 or more points seven times scoring a career-high 25 vs. Ole Miss (12/12)...Led the team with five double-doubles...Pulled down a season-best 11 rebounds on two occasions vs. Belmont (12/31) and UT Martin (1/24)...Returned after missing three games with a wrist injury to score 20 points, grab 11 rebounds, sink a free throw to send the game to overtime, and post two big steals in the final 1:33 of the overtime period against the Skyhawks...Scored 18 points and had 10 rebounds to help Southeast end an 11-game losing streak with a 78-74 victory at Missouri State (12/22)...Made a free throw with five seconds left to ice his team's first win of the season against the Bears...Collected three or more steals in five of his starts...Dished out a career-high six assists at Evansville (11/15)...Scored 24 points, including 17 in the first half vs. SIUE (2/18)...Notched 10 points and made a big shot to give the Redhawks a five-point lead with 59 seconds left at SIUE (1/28)...Was Southeast's leading scorer in 12 games...Went over 1,000 career points when he scored a game-high 24 in the season-finale at Austin Peay (2/28), becoming the fourth different Southeast player to score over 1,000 career points since 2012-13...Reached 400 career rebounds vs. Eastern Illinois (2/20).

2014-15: One of two players to start all 30 games...Ranked second on the team in scoring with 10.8 points per game...Averaged 29 minutes per start, third-most on the team...Shot 47.2 percent from the field (120-of-254) and ranked third on the team with 4.8 rebounds per game...Finished third on the team in assists (55) and second in steals (38)...Also added 15 blocks...Rated 14th in the OVC in steals with 1.3 a game...Was 26th in the OVC in scoring...Led the team in both assists and steals on eight occasions...Pitched in double figures in 19 of his starts and ranked second on the team in double-digit scoring games...Put up 10 or more points in nine of his final 11 contests of the season...Began the year with 16 points on 8-of-16 field goals at Loyola Marymount (11/14)...A day later, he followed that up with 10 points vs. San Diego (11/15)...Had two double-doubles with the first of his career being 14 points and 11 rebounds at Central Arkansas (11/22)...Scored 10 points in 35 minutes at Missouri (12/2)...Had a highlight-reel dunk in that game which made ESPN SportsCenter's "Crazy College Dunks" segment on Feb. 15...Averaged 11.1 points per game in 16 conference starts.

2013-14: One of the top freshmen in the OVC...Started 21 games and ranked third on the team in scoring with 9.1 points per game...Shot 52.5 percent (107-of-204) as one of four Redhawks who shot over 50 percent from the field...Was third on the team in both assists (53) and steals (32)...Averaged 22.4 minutes a game...Buried 14 three-pointers and chipped in 16 blocks...Named OVC Freshman of the Week four times (11/18, 12/2, 12/23, 2/24)...Scored double figures 14 times...Pitched in a season-high 21 points as one of seven Redhawks in double figures during Southeast's 118-115 double overtime victory over Murray State (3/1)...His dunk off an alley-oop pass vs. Tennessee State (1/11) came in at No. 6 on ESPN's Top Plays...Scored 14 points and made the game-winning halfcourt shot at the buzzer at UT Martin (2/22)...That play was part of the fantastic finishes segment leading into ESPN SportsCenter...Led Southeast in steals on seven occasions...Averaged 7.4 points and 2.3 rebounds in 16 games and seven starts during OVC play...Opened the season with double-digit points in each of his first three starts.

Prep: Averaged 18 points, five rebounds and five assists at Faith Baptist Christian Academy in 2012-13...Scored 12.5 points per game...Two years before that, he was a 5-8 substitute at Overton High School in Memphis...Grew to 6-2 the following summer and transferred to Germantown High School, where he averaged 12.5 points per game in 2011-12...Received additional Division I interest from South Florida, Florida International, Seattle University, Appalachian State, Jacksonville, Georgia State and Hofstra.

Personal: Born February 2, 1994...Majoring in Athletic Training...Son of Shonda Bowie.

Southeast Missouri State

REDHAWKS

RETURNEES



1

ANTONIUS CLEVELAND

2013-14	FG	3P	FT	O/D	REB	F	PTS	A	TO	B	S	M
at Saint Louis*	4-11	1-4	5-8	4/3	7	3	14	1	3	1	1	35
Central Baptist*	5-8	0-2	3-5	3/5	8	2	13	2	2	2	4	21
at IUPUI*	6-11	0-0	3-5	1/2	3	3	15	4	2	0	2	34
at Ball State*	1-3	0-0	2-3	0/2	2	4	4	1	2	0	4	21
Mid-Continent*	6-8	0-0	1-3	3/1	4	2	13	4	0	1	2	24
vs. Northern Ky.*	2-6	0-3	2-2	0/1	1	3	6	0	0	0	1	28
vs. Tulane*	6-8	1-3	4-4	2/0	2	3	17	4	2	0	0	23
vs. Texas State*	5-7	1-1	2-4	1/1	2	2	13	4	2	1	0	29
at Southeastern La.*	0-2	0-1	3-4	0/2	2	2	3	1	2	1	1	15
Illinois-Chicago*	2-4	0-1	3-4	0/2	2	2	7	1	2	2	1	28
at Memphis*	6-9	1-2	1-2	2/0	2	2	14	3	3	0	1	31
IUPUI*	0-4	0-1	1-4	0/3	3	2	1	2	0	0	1	18
at Missouri State*	5-11	2-3	5-9	3/0	3	5	17	0	1	0	0	18
at Murray State*	1-7	0-1	2-2	3/2	5	1	4	0	3	0	0	14
at Austin Peay*	4-5	1-2	0-2	0/3	3	5	9	0	2	2	0	21
Belmont*	0-1	0-0	2-2	1/0	1	5	2	5	3	0	1	13
Tennessee State*	5-8	1-2	3-4	1/0	1	2	14	5	3	0	2	31
at Morehead State*	3-7	0-0	0-1	0/5	5	2	6	1	3	0	0	24
at Tennessee Tech	1-3	0-0	0-0	0/0	0	1	2	0	0	0	1	5
SIU Edwardsville	2-3	0-0	5-8	2/0	2	2	9	1	1	0	1	14
Eastern Illinois	1-4	0-1	0-4	2/0	2	1	2	0	1	0	0	15
UMKC*	5-9	0-2	1-1	2/2	4	5	11	0	4	2	1	28
at Eastern Ky.*	1-5	0-0	0-0	0/0	0	4	2	1	0	0	0	26
at SIU Edwardsville*	1-1	0-0	0-0	0/1	1	4	2	0	1	0	0	16
at Eastern Illinois	3-5	1-1	0-0	1/1	2	1	7	0	3	0	0	11
UT Martin	3-7	0-2	1-3	0/2	2	4	7	1	3	0	1	17
Jacksonville State	3-6	0-0	0-0	1/0	1	2	6	1	2	0	0	16
at UT Martin	5-8	2-3	2-3	2/0	2	1	14	0	1	1	1	20
Austin Peay	5-5	1-1	1-2	1/5	6	1	12	3	3	2	0	25
Murray State	9-14	1-2	2-4	1/3	4	4	21	3	2	0	1	38
vs. Eastern Illinois	5-11	1-1	4-5	1/2	3	2	15	3	2	0	3	29
vs. Eastern Ky.	2-3	0-0	4-6	2/2	4	3	8	2	2	1	2	28
Totals	107-204	14-39	62-104	39/50	89	85	290	53	60	16	32	716

* - Game Started

CAREER-HIGHS	
Points	25
Total Rebounds	12
Offensive	5
Defensive	8
FG Made	11
FG Attempted.....	18
3-Point FG Made.....	2
3-Point FG Attempted	5
FT Made.....	10
FT Attempted.....	14
Assists	6
Blocks.....	3
Steals.....	4
Minutes	40

	vs. Ole Miss (12/12/15)
	vs. Eastern Illinois (12/7/15)
	4x, last vs. Belmont (12/31/15)
	2x, last vs. Tennessee State (1/2/16)
	vs. Murray State (2/4/16)
	2x, last at Austin Peay (2/27/16)
	5x, last vs. Jacksonville State (1/14/15)
	vs. Missouri State (12/13/14)
	vs. Morehead State (3/4/15)
	vs. Morehead State (3/4/15)
	at Evansville (11/15/15)
	at Eastern Illinois (2/6/16)
	6x, last vs. SIU Edwardsville (2/18/16)
	vs. Murray State (2/14/15)

CLEVELAND'S CAREER STATISTICS AT SOUTHEAST MISSOURI																			
Overall																			
Season	G-GS	Min	Avg	FG-FGA	Pct	3FG-3FGA	Pct	FT-FTA	Pct	Off	Def	Tot	Avg	PF	FO	A	TO	Blk	Stl
2013-14	32-21	716	22.4	107-204	.525	14-39	.359	62-104	.596	39	50	89	2.8	85	4	53	60	16	32
2014-15	30-30	871	29.0	120-254	.472	12-57	.211	71-125	.568	41	102	143	4.8	73	1	55	39	15	38
2015-16	26-25	817	31.4	150-343	.437	8-46	.174	86-141	.610	62	109	171	6.6	72	3	61	60	15	42
Total	88-76	2404	27.3	377-801	.471	34-142	.239	219-370	.592	142	261	403	4.6	230	8	169	159	46	112
Ohio Valley Conference Games Only																			
Season	G-GS	Min	Avg	FG-FGA	Pct	3FG-3FGA	Pct	FT-FTA	Pct	Off	Def	Tot	Avg	PF	FO	A	TO	Blk	Stl
2013-14	16-7	306	19.1	47-89	.528	7-15	.467	18-35	.514	15	22	37	2.3	40	2	21	31	5	8
2014-15	16-16	493	30.8	65-137	.474	8-32	.250	40-65	.615	18	60	78	4.9	42	1	31	23	7	24
2015-16	14-14	472	33.7	87-195	.446	5-25	.200	43-65	.662	35	60	95	6.8	37	1	35	35	9	26
Total	46-37	1271	27.6	199-421	.473	20-72	.278	101-165	.612	68	142	210	4.6	119	4	87	89	21	58

Southeast Missouri State

REDHAWKS

RETURNEES



13
FORWARD

TREY KELLUM

SENIOR (5) / 6-7 / 213 / PEORIA, ILL.

PEORIA CENTRAL H.S. / FLORIDA A&M

2015-16: Started 23 of 25 games, averaging 23.8 minutes per contest...Tied for third on the team in scoring (10.4 ppg) and was third in rebounding (5.7 rpg)...Made 49.3 percent (99-of-201) of his field goals, dished out 14 assists and collected 12 steals...Scored double figures 15 times, contributing 20 or more points on two occasions...Dropped in a career-high 23 points vs. Hannibal-LaGrange (1/19)...Had 10 or more points in eight of his last 10 games of the season...Recorded his first career double-double with 11 points and 15 rebounds vs. UT Martin (1/24)...Scored the first six points in overtime to help lead the Redhawks to victory in that game...Poured in 21 points in his first career start at Texas Rio Grande Valley (11/24)...Had 10 of his points in the first 4:15 of that game...Scored 10 points as one of five starters in double figures at Missouri State (12/22)...Made a season-high 8-of-11 free throws at SIUE (1/28)...Ranked 15th in the Ohio Valley Conference in rebounding and 12th in field goal percentage...Averaged 10.1 points and 6.1 rebounds in 14 games and 13 starts in league play...Was suspended the first two games of the season due to a violation of departmental policies and procedures that occurred during the 2014-15 academic year.

2014-15: Sat out the season due to NCAA Division I transfer regulations.

Florida A&M: Played two seasons at Florida A&M...Ranked fourth on the team in scoring with 8.8 points per contest in 31 games and 27 starts in 2013-14...Shot 49.6 percent (111-of-224) from the field and led the Rattlers with 6.5 rebounds per game...Ranked second on the team with 22 blocks, while averaging 23.7 minutes per game...Made 15 starts and saw action in 31 games as a freshman in 2012-13...Averaged 6.3 points and 4.4 rebounds, and gathered a total of 15 blocks...Played 21.7 minutes per contest that year.

Prep: Named the Peoria Journal Star's big school Player of the Year in 2012...Was the leading scorer (12.6 ppg) and rebounder (7.2 rpg) in helping lead Peoria Central High School to the Class 3A state title.

Personal: Born July 31, 1994...Majoring in General Studies...Son of Yolanda and Travis Kellum...Western Illinois, Eastern Illinois and UT Martin were other schools reported to have offered Kellum.

KELLUM'S GAME-BY-GAME STATISTICS

2015-16	FG	3P	FT	O/D	REB	F	PTS	A	TO	B	S	M
at Dayton	DNP	-	-	-	-	-	-	-	-	-	-	-
at Evansville	DNP	-	-	-	-	-	-	-	-	-	-	-
at Alabama A&M	1-7	0-0	0-0	3/2	5	3	2	0	5	0	0	13
at UTRGV*	9-12	0-0	3-5	2/7	9	4	21	1	1	0	1	23
Loyola Marymount*	3-8	0-0	3-4	1/2	3	2	9	0	3	0	0	28
at Southern Illinois*	4-9	0-0	1-2	1/3	4	2	9	0	3	0	3	29
at Memphis*	6-9	0-0	0-2	2/6	8	5	12	0	0	0	0	22
Bowling Green*	2-6	0-0	0-0	4/2	6	3	4	1	2	0	0	28
Ole Miss*	4-9	0-0	2-6	1/4	5	3	10	0	2	1	2	32
at Northern Ky.*	3-5	0-0	0-0	2/2	4	5	6	0	1	1	0	16
at Missouri State*	5-9	0-0	0-3	1/2	3	5	10	0	0	0	1	26
Harris-Stowe*	4-9	0-0	3-4	3/3	6	3	11	1	5	0	1	27
Belmont*	3-7	0-0	4-6	2/4	6	4	10	0	2	0	0	17
Tennessee State*	4-8	0-0	4-6	2/2	4	3	12	2	3	0	0	31
at Morehead State*	1-4	0-0	0-1	2/2	4	3	2	0	1	0	0	20
at Eastern Ky.*	3-7	0-0	3-6	0/2	2	5	9	1	1	0	1	23
Jacksonville State*	3-6	0-0	2-5	1/7	8	4	8	0	1	0	0	18
at Tennessee Tech*	8-12	0-0	2-3	4/1	5	3	18	0	1	0	0	24
Hannibal-LaGrange*	8-11	0-0	7-12	1/3	4	3	23	0	1	1	0	27
UT Martin*	3-11	0-0	5-6	6/9	15	3	11	1	2	0	0	30
at SIU Edwardsville*	3-12	0-0	8-11	4/3	7	4	14	1	5	0	0	29
Austin Peay*	6-10	0-0	3-3	2/7	9	4	15	2	3	1	0	29
Murray State*	5-9	0-0	1-1	0/5	5	4	11	1	4	0	0	31
at Eastern Illinois*	3-7	0-0	3-6	0/6	6	5	9	2	2	0	1	21
at UT Martin*	1-6	0-0	0-4	2/2	4	3	2	0	0	0	0	15
at Murray State	DNP	-	-	-	-	-	-	-	-	-	-	-
SIU Edwardsville	DNP	-	-	-	-	-	-	-	-	-	-	-
Eastern Illinois	4-4	0-0	3-4	4/4	8	5	11	1	2	0	1	19
at Austin Peay*	3-4	0-0	4-6	2/0	2	3	10	0	2	0	1	18
Totals	99-201	0-0	61-105	52/90	142	92	259	14	52	4	12	596

* - Game Started

CAREER-HIGHS

Points	23	vs. Hannibal-LaGrange (1/19/16)
Total Rebounds	15	vs. UT Martin (1/24/16)
Offensive	6	vs. UT Martin (1/24/16)
Defensive	9	vs. UT Martin (1/24/16)
FG Made	9	at UTRGV (11/24/15)
FG Attempted	12	3x, last at SIU Edwardsville (1/28/16)
3-Point FG Made	-	-
3-Point FG Attempted	-	-
FT Made	8	at SIU Edwardsville (1/28/16)
FT Attempted	12	vs. Hannibal-LaGrange (1/19/16)
Assists	2	3x, last at Eastern Illinois (2/6/16)
Blocks	1	4x, last vs. Austin Peay (1/30/16)
Steals	3	at Southern Illinois (12/2/15)
Minutes	32	Ole Miss (12/12/15)

RETURNEES

Southeast Missouri State

REDHAWKS



13 TREY KELLUM



KELLUM'S CAREER STATISTICS AT SOUTHEAST MISSOURI

Overall																			
Season	G-GS	Min	Avg	FG-FGA	Pct	3FG-3FGA	Pct	FT-FTA	Pct	Off	Def	Tot	Avg	PE	FO	A	TO	Blk	Stl
2015-16	25-23	596	23.8	99-201	.493	0-0	.000	61-105	.581	52	90	142	5.7	92	6	14	52	4	12
Ohio Valley Conference Games Only																			
Season	G-GS	Min	Avg	FG-FGA	Pct	3FG-3FGA	Pct	FT-FTA	Pct	Off	Def	Tot	Avg	PE	FO	A	TO	Blk	Stl
2015-16	14-13	325	23.2	50-107	.467	0-0	.000	42-68	.618	31	54	85	6.1	53	3	11	29	1	4

Southeast Missouri State

REDHAWKS

CAREER STATS VS. 2016-17 FOES

AUSTIN PEAY

	G-GS	Min	Avg	FG-FGA	Pct	3FG-3FGA	Pct	FT-FTA	Pct	Off	Def	Tot	Avg	PF	FO	A	TO	Blk	Stl	Pts	Avg
Joel Angus III	2-2	52	26.0	12-16	.750	0-0	.000	4-4	1.000	3	7	10	5.0	8	0	2	2	0	3	28	14.0
Antonius Cleveland	6-5	176	29.3	32-52	.615	5-11	.455	10-17	.588	3	22	25	4.2	19	1	15	8	5	7	79	13.2
Trey Kellum	2-2	47	23.5	9-14	.643	0-0	.000	7-9	.777	4	7	11	5.5	7	0	2	5	1	1	25	12.5
Jamaal Calvin	6-3	134	22.3	10-32	.313	8-26	.308	2-4	.500	1	11	12	2.0	9	0	18	3	0	2	30	5.0

BELMONT

	G-GS	Min	Avg	FG-FGA	Pct	3FG-3FGA	Pct	FT-FTA	Pct	Off	Def	Tot	Avg	PF	FO	A	TO	Blk	Stl	Pts	Avg
Trey Kellum	1-1	17	17.0	3-7	.429	0-0	.000	4-6	.667	2	4	6	6.0	4	0	0	2	0	0	10	10.0
Joel Angus III	1-1	30	30.0	4-9	.444	0-0	.000	1-2	.500	3	2	5	5.0	2	0	1	2	0	1	9	9.0
Antonius Cleveland	3-3	84	28.0	6-22	.273	0-2	.000	13-16	.813	7	8	15	5.0	12	1	10	8	0	5	25	8.3
Jamaal Calvin	2-0	32	16.0	2-4	.500	2-3	.667	0-0	.000	0	6	6	3.0	2	0	5	1	0	1	6	3.0

CENTRAL ARKANSAS

	G-GS	Min	Avg	FG-FGA	Pct	3FG-3FGA	Pct	FT-FTA	Pct	Off	Def	Tot	Avg	PF	FO	A	TO	Blk	Stl	Pts	Avg
Antonius Cleveland	1-1	29	29.0	6-12	.500	0-3	.000	2-8	.250	4	7	11	11.0	3	0	0	0	0	2	14	14.0
Jamaal Calvin	1-0	8	8.0	0-0	.000	0-0	.000	1-2	.500	0	2	2	2.0	0	0	0	1	0	1	1	1.0

EASTERN ILLINOIS

	G-GS	Min	Avg	FG-FGA	Pct	3FG-3FGA	Pct	FT-FTA	Pct	Off	Def	Tot	Avg	PF	FO	A	TO	Blk	Stl	Pts	Avg
Antonius Cleveland	7-4	180	25.7	30-74	.405	3-15	.200	14-23	.609	17	24	41	5.9	15	0	12	12	3	11	77	11.0
Joel Angus III	2-2	51	25.5	9-17	.529	0-0	.000	3-6	.500	11	10	21	10.5	4	0	1	5	1	0	21	10.5
Trey Kellum	2-1	40	20.0	7-11	.636	0-0	.000	6-10	.600	4	10	14	7.0	10	2	3	4	0	2	20	10.0
Jamaal Calvin	7-4	155	22.1	8-31	.258	5-22	.227	2-2	1.000	4	11	15	2.1	5	0	13	4	0	4	23	3.3

EASTERN KENTUCKY

	G-GS	Min	Avg	FG-FGA	Pct	3FG-3FGA	Pct	FT-FTA	Pct	Off	Def	Tot	Avg	PF	FO	A	TO	Blk	Stl	Pts	Avg
Joel Angus III	1-1	31	31.0	6-9	.667	0-1	.000	0-0	.000	2	6	8	8.0	5	1	1	5	0	0	12	12.0
Trey Kellum	1-1	23	23.0	3-7	.429	0-0	.000	3-6	.500	0	2	2	2.0	5	1	1	1	0	1	9	9.0
Jamaal Calvin	4-1	66	16.5	7-17	.412	6-11	.545	6-8	.750	1	4	5	1.3	7	0	9	7	0	4	26	6.5
Antonius Cleveland	4-3	112	28.0	7-24	.292	2-2	1.000	6-10	.600	5	7	12	3.0	15	0	7	6	1	3	22	5.5

HANNIBAL-LAGRANGE

	G-GS	Min	Avg	FG-FGA	Pct	3FG-3FGA	Pct	FT-FTA	Pct	Off	Def	Tot	Avg	PF	FO	A	TO	Blk	Stl	Pts	Avg
Trey Kellum	1-1	27	27.0	8-11	.727	0-0	.000	7-12	.583	1	3	4	4.0	3	0	0	1	1	0	23	23.0
Jamaal Calvin	2-1	50	25.0	6-11	.545	4-7	.571	2-2	1.000	2	4	6	3.0	2	0	2	3	0	3	18	9.0
Antonius Cleveland	1-1	21	21.0	4-6	.667	0-0	.000	0-1	.000	0	5	5	5.0	0	0	2	3	1	2	8	8.0
Joel Angus III	1-1	28	28.0	2-8	.250	0-0	.000	1-4	.250	4	4	8	8.0	1	0	8	1	1	1	5	5.0

JACKSONVILLE STATE

	G-GS	Min	Avg	FG-FGA	Pct	3FG-3FGA	Pct	FT-FTA	Pct	Off	Def	Tot	Avg	PF	FO	A	TO	Blk	Stl	Pts	Avg
Joel Angus III	1-1	29	29.0	6-8	.750	0-0	.000	4-7	.571	1	3	4	4.0	2	0	0	3	0	0	16	16.0
Trey Kellum	1-1	18	18.0	3-6	.500	0-0	.000	2-5	.400	1	7	8	8.0	4	0	0	1	0	0	8	8.0
Jamaal Calvin	2-1	49	24.5	3-10	.300	3-7	.429	4-4	1.000	0	7	7	3.5	7	0	3	0	0	1	13	6.5
Antonius Cleveland	2-1	45	22.5	5-10	.500	2-3	.667	1-2	.500	1	1	2	1.0	2	0	3	4	0	0	13	6.5

MISSOURI STATE

	G-GS	Min	Avg	FG-FGA	Pct	3FG-3FGA	Pct	FT-FTA	Pct	Off	Def	Tot	Avg	PF	FO	A	TO	Blk	Stl	Pts	Avg
Antonius Cleveland	3-3	81	27.0	16-29	.552	4-8	.500	11-21	.524	6	10	16	5.3	10	1	4	3	0	3	47	15.7
Joel Angus III	1-1	32	32.0	6-10	.600	0-0	.000	2-2	1.000	2	4	6	6.0	3	0	1	2	1	0	14	14.0
Trey Kellum	1-1	26	26.0	5-9	.556	0-0	.000	0-3	.000	1	2	3	3.0	5	1	0	0	0	1	10	10.0
Jamaal Calvin	3-0	33	11.0	3-8	.375	0-5	.000	3-6	.500	2	4	6	2.0	3	0	2	4	0	3	9	3.0

MOREHEAD STATE

	G-GS	Min	Avg	FG-FGA	Pct	3FG-3FGA	Pct	FT-FTA	Pct	Off	Def	Tot	Avg	PF	FO	A	TO	Blk	Stl	Pts	Avg
Joel Angus III	1-1	29	29.0	4-8	.500	0-0	.000	4-4	1.000	3	1	4	4.0	2	0	1	4	1	0	12	12.0
Antonius Cleveland	4-4	114	28.5	12-34	.353	0-3	.000	17-28	.607	5	19	24	6.0	5	0	7	14	4	6	41	10.3
Jamaal Calvin	3-0	57	19.0	5-15	.333	4-11	.364	7-8	.875	1	6	7	2.3	4	0	3	2	0	1	21	7.0
Trey Kellum	1-1	20	20.0	1-4	.250	0-0	.000	0-1	.000	2	2	4	4.0	3	0	0	1	0	0	2	2.0

Southeast Missouri State

REDHAWKS

CAREER STATS VS. 2016-17 FOES

MURRAY STATE

	G-GS	Min	Avg	FG-FGA	Pct	3FG-3FGA	Pct	FT-FTA	Pct	Off	Def	Tot	Avg	PF	FO	A	TO	Blk	Stl	Pts	Avg
Antonius Cleveland	6-5	195	32.5	36-67	.537	2-11	.182	22-30	.733	8	25	33	5.5	15	0	9	13	2	5	96	16.0
Joel Angus III	2-2	59	29.5	8-14	.571	0-0	.000	8-10	.800	2	3	5	2.5	0	0	3	3	0	0	24	12.0
Trey Kellum	1-1	31	31.0	5-9	.556	0-0	.000	1-1	1.000	0	5	5	5.0	4	0	1	4	0	0	11	11.0
Jamaal Calvin	6-5	145	24.2	10-29	.345	7-18	.389	12-13	.923	2	7	9	1.5	10	0	9	10	1	5	39	6.5

NORTHERN KENTUCKY

	G-GS	Min	Avg	FG-FGA	Pct	3FG-3FGA	Pct	FT-FTA	Pct	Off	Def	Tot	Avg	PF	FO	A	TO	Blk	Stl	Pts	Avg
Joel Angus III	1-1	31	31.0	6-7	.857	0-0	.000	4-4	1.000	2	2	4	4.0	4	0	1	2	0	0	16	16.0
Antonius Cleveland	2-2	62	31.0	8-19	.421	0-3	.000	3-8	.375	1	6	7	3.5	6	0	3	2	0	2	19	9.5
Trey Kellum	1-1	16	16.0	3-5	.600	0-0	.000	0-0	.000	2	2	4	4.0	6	1	0	1	1	0	6	6.0
Jamaal Calvin	1-0	5	5.0	1-2	.500	1-2	.500	0-0	.000	0	0	0	0.0	0	0	0	1	0	0	3	3.0

SIU EDWARDSVILLE

	G-GS	Min	Avg	FG-FGA	Pct	3FG-3FGA	Pct	FT-FTA	Pct	Off	Def	Tot	Avg	PF	FO	A	TO	Blk	Stl	Pts	Avg
Trey Kellum	1-1	29	29.0	3-12	.250	0-0	.000	8-11	.727	4	3	7	7.0	4	0	1	5	0	0	14	14.0
Joel Angus III	2-2	61	30.5	4-13	.308	0-0	.000	13-15	.867	5	5	10	5.0	6	0	2	2	5	2	21	10.5
Antonius Cleveland	6-5	145	24.2	23-47	.489	1-7	.143	10-15	.667	9	12	21	3.5	19	2	10	6	2	11	57	9.5
Jamaal Calvin	6-3	144	24.0	14-39	.359	9-26	.346	12-15	.800	6	19	25	4.2	16	0	9	6	0	3	49	8.2

TENNESSEE STATE

	G-GS	Min	Avg	FG-FGA	Pct	3FG-3FGA	Pct	FT-FTA	Pct	Off	Def	Tot	Avg	PF	FO	A	TO	Blk	Stl	Pts	Avg
Antonius Cleveland	3-3	102	34.0	20-37	.541	1-5	.200	9-16	.563	4	14	18	6.0	6	0	7	6	1	3	50	16.7
Joel Angus III	1-1	35	35.0	3-10	.300	0-0	.000	7-11	.636	4	9	13	13.0	1	0	2	1	0	1	13	13.0
Trey Kellum	1-1	31	31.0	4-8	.500	0-0	.000	4-6	.667	2	2	4	4.0	3	0	2	3	0	0	12	12.0
Jamaal Calvin	2-0	19	9.5	0-5	.000	0-4	.000	0-0	.000	0	1	1	0.5	3	0	2	1	0	0	0	0.0

TENNESSEE TECH

	G-GS	Min	Avg	FG-FGA	Pct	3FG-3FGA	Pct	FT-FTA	Pct	Off	Def	Tot	Avg	PF	FO	A	TO	Blk	Stl	Pts	Avg
Trey Kellum	1-1	24	24.0	8-12	.667	0-0	.000	2-3	.667	4	1	5	5.0	3	0	0	1	0	0	18	18.0
Jamaal Calvin	3-1	66	22.0	6-16	.375	3-8	.375	4-4	1.000	4	3	7	2.3	4	0	6	8	0	1	19	6.3
Antonius Cleveland	2-1	28	14.0	3-8	.375	1-3	.333	2-4	.500	1	2	3	1.5	3	0	3	1	1	2	9	4.5
Joel Angus III	1-1	21	21.0	2-8	.250	0-1	.000	0-0	.000	0	7	7	7.0	1	0	0	3	0	0	4	4.0

UMKC

	G-GS	Min	Avg	FG-FGA	Pct	3FG-3FGA	Pct	FT-FTA	Pct	Off	Def	Tot	Avg	PF	FO	A	TO	Blk	Stl	Pts	Avg
Antonius Cleveland	1-1	28	28.0	5-9	.556	0-2	.000	1-1	1.000	2	2	4	4.0	5	1	0	4	2	1	11	11.0
Jamaal Calvin	1-0	12	12.0	1-2	.500	0-1	.000	0-0	.000	0	2	2	2.0	2	0	0	1	0	2	2	2.0

UT MARTIN

	G-GS	Min	Avg	FG-FGA	Pct	3FG-3FGA	Pct	FT-FTA	Pct	Off	Def	Tot	Avg	PF	FO	A	TO	Blk	Stl	Pts	Avg
Antonius Cleveland	6-4	180	30.0	34-60	.567	4-12	.333	15-29	.517	13	17	30	5.0	15	0	11	18	4	10	87	14.5
Joel Angus III	2-2	72	36.0	9-15	.600	0-0	.000	5-7	.714	5	11	16	8.0	5	0	1	7	2	1	23	11.5
Trey Kellum	2-2	45	22.5	4-17	.235	0-0	.000	5-10	.500	8	11	19	9.5	6	0	1	2	0	0	13	6.5
Jamaal Calvin	6-3	118	19.7	8-26	.308	3-18	.167	2-2	1.000	3	3	6	1.0	6	0	11	5	0	6	21	3.5

Southeast Missouri State

REDHAWKS

NEWCOMERS





JAYLEN BENTON

JUNIOR (3) / 6-3 / 180 / COLUMBUS, OHIO

WESTERVILLE NORTH H.S. / MONROE COLLEGE

Proven shooter that has a competitive streak...Has really good instincts and can make plays at different positions on the court.

Completed the Redhawks 2016-17 roster when he signed a National Letter of Intent on Aug. 5, 2016...Last played at Monroe College in 2014-15...Averaged 8.5 points and 2.5 assists, while shooting 48.8 percent (79-of-162) from the field and 41.3 percent (31-of-75) from 3-point range...Appeared in 26 games and made seven starts that season...Put up similar numbers as a freshman at Central Arizona College in 2013-14...Averaged 8.6 points per game and shot over 40 percent from the field in 25 contests and 11 starts...Attended Westerville North High School, earning first-team all-conference honors...Was his team's Defensive Player of the Year as a senior...Averaged 15 points, five assists, five rebounds and three steals per game his final season as a prep.



DONDRE DUFFUS

JUNIOR (3) / 6-3 / 183 / PALM BEACH, FLA.

BOYD ANDERSON H.S. / ST. PETERSBURG COLLEGE

True combo guard that can attack the paint from either position...Has the ability to provide explosive plays in transition and off ball screens...Strong leader both on and off the court.

Two-year starting guard at St. Petersburg College...Led the Titans in scoring (14.1 ppg), assists (81) and steals (57) en route to claiming Suncoast Conference Player of the Year honors as a sophomore...Earned first-team all-conference accolades each of his junior college seasons...Scored 10.2 points per contest as a freshman in 2014-15...Notched a team-high 98 assists and ranked second on the team with 42 steals...Averaged 13.7 points, 3.2 rebounds, 4.6 assists and 2.2 steals per game as a senior at Boyd Anderson High School...Signed with the Redhawks on Apr. 27, 2016.



JONATHAN DALTON

SOPHOMORE (2) / 5-10 / 155 / NEW ORLEANS, LA.

WEST JEFFERSON H.S. / COPIAH-LINCOLN CC

Explosive playmaker who brings a different dimension to this year's team...Possesses excellent quickness and can put pressure on the opposing defense with his attacking style of play...Can score, sees the court well and is very good at distributing the basketball...Has three years of eligibility.

Signed with the Redhawks on May 16, 2016...Attended Copiah-Lincoln Community College for one year...Suffered an injury in the first game of the 2015-16 season, but returned for the second half of the season, where he averaged 20.1 points per game...Also accumulated 60 assists and was named Mississippi Association of Community and Junior College South Division All-State for his efforts...Garnered New Orleans Metro Coaches' All-District 8-5A and All-New Orleans Boys Large School honors at West Jefferson High School.



TAHJ EADDY

FRESHMAN (1) / 6-2 / 154 / WEST HAVEN, CONN.

TENNESSEE PREP ACADEMY



Efficient combo guard with a high basketball I.Q...Can create offense for himself and others, while also possessing the ability to quarterback his team...Makes good decisions and is a bonafide scorer that keeps the defense honest knowing he can hit the outside shot.

Signed with the Redhawks on the first day of the basketball signing period on Apr. 13, 2016...Averaged 24.6 points and 4.2 assists per game in one season at Tennessee Preparatory Academy in Memphis, Tennessee...Named the 2016 National Association of Christian Athletes Elite Division Most Valuable Player...Shot 48 percent from the field, 46 percent from 3-point range and 88 percent at the free throw line...Transitioned from being a shooting guard to the point guard position during his only year at Tennessee Prep...Played his first three prep seasons at Notre Dame High School in West Haven, Connecticut before moving to Tennessee Prep for his senior year...Earned Southern Connecticut Conference honors for the Green Knights.

Southeast Missouri State

REDHAWKS

NEWCOMERS



RAY KOWALSKI

FRESHMAN (1) / 6-3 / 195 / CONCORD, N.C.

CONCORD H.S.

Caught the attention of Southeast's coaching staff immediately because of his competitive fire and ability to shoot the ball...Works hard and excels in the classroom...Is a knock down shooter who plays with a lot of confidence.

Signed with the Redhawks during the early signing period on Nov. 11, 2015...All-Cabarrus County selection who averaged 20 points per game and shot 57 percent (176-of-311) as a senior at Concord High School...Knocked down 67-of-140 three-pointers for 48 percent and finished the year with a total of 540 points...Also grabbed 79 rebounds, dished out 45 assists and had 18 steals...Received seven MaxPreps Player of the Game awards...Went over 1,000 points in his prep career...Averaged 19 points, five rebounds and 3.5 steals per game as a junior...Earned all-conference and all-district accolades, while being tabbed the best shooter in Cabarrus County...Shot 48 percent from 3-point range, dropping in 3.2 threes per game...Suffered a serious back injury when a player undercut him at a Junior All-American Camp in South Carolina...Was a student at Concord Middle School when he suffered that injury which kept him away from basketball for 11 months...Was cleared to return to the court as a ninth-grader...Played his freshman and sophomore seasons at Northside Christian Academy...The Knights won the state title both years that Kowalski was there, going a combined 62-4...Ranked among the top 50 players in North Carolina, according to phenomhoopreport.com.



DENZEL MAHONEY

FRESHMAN (1) / 6-4 / 213 / OVIEDO, FLA.

HAGERTY H.S.

Talented scorer that will have a chance to contribute early because of his strength and skill...Is physical, fearless and competes defensively.

Signed with the Redhawks during the early signing period on Nov. 11, 2015...Saw limited action due to a knee injury his senior year at Hagerty High School...Was the Florida 8A State Player of the Year as a junior...Averaged 24 points and nine rebounds per contest en route to leading the Huskies to a runner-up finish in the state championship game that year...Buried 105 three-pointers, ranking third in the state...Also garnered 2015 SAC Conference Player of the Year and second-team all-state honors...Rated seventh among the state's scoring leaders...Finished with an average of 14 points and six rebounds per game and garnered second-team all-conference accolades as a sophomore.



DONNIE LEWIS

SOPHOMORE (2) / 6-1 / 170 / LEXINGTON, KY.

PAUL DUNBAR H.S. / SPALDING UNIVERSITY

Walk-on who joins the Redhawks from Spalding University...Played in 27 games and made two starts during the 2014-15 season...Averaged 2.3 points and 1.5 rebounds per contest...Had 34 steals and dished out 55 assists...Scored a season-high eight points vs. MacMurray (12/6)...Attended Paul Dunbar High School in Lexington, Kentucky.



ELI SAMPLE

SENIOR (4) / 6-4 / 184 / CRYSTAL CITY, MO.

CRYSTAL CITY H.S. / SOUTHWEST BAPTIST

Walk-on who comes to Southeast from Southwest Baptist College...Scored 26 points and grabbed eight rebounds in six games during the 2015-16 campaign...Also dished out five assists and had one steal, averaging 9.5 minutes off the bench...Scored a season-high 11 points in back-to-back games vs. Missouri Western (12/5) and Nebraska-Kearney (12/10)...Spent the 2013-14 and 2014-15 seasons at Three Rivers Community College, but did not play...Averaged 19.2 points and 5.3 rebounds per game during his senior year at Crystal City High School...Finished with a career scoring average of 16.9 points in 47 contests...Made 77 three-pointers as a prep.

Southeast Missouri State

REDHAWKS

NEWCOMERS



DANIEL SIMMONS

**JUNIOR (3) / 6-2 / 204 / BIGGERSVILLE, MISS.
BIGGERSVILLE H.S. / EAST MISSISSIPPI CC**

Tough, aggressive wing that will bring a physical presence from the guard spot...Is competitive in everything he does...Good rebounder and defends well.

Signed with the Redhawks on Apr. 27, 2016...Led East Mississippi Community College in scoring (15.5 ppg) and ranked second on the team in steals (33) and assists (51) in 2015-16...Knocked down a team-high 63 three-pointers and was among the Lions' top free throw shooters making 74.3 percent of his attempts...Started all 29 games, leading EMCC to a 20-9 record and the National Junior College Athletic Association Tournament in Hutchinson, Kansas...Was named to the NJCAA Region 23 All-Tournament Team...Is from the same junior college as former Southeast standout and two-time All-Ohio Valley Conference selection Jarekious Bradley...Averaged 10.9 points in 26 games and 18 starts, and was the Lions top free throw shooter (78.7 pct.) as a freshman in 2014-15...Notched 31 assists and 24 steals that year, as well...Two-time all-state basketball performer, who averaged 21.2 points, 4.2 rebounds, 3.4 assists and 2.1 steals at Biggersville High School...Was a 2013-14 Jackson Clarion-Ledger Preseason Dandy Dozen selection after helping pace BHS to the Class 1A state championship as a junior...Participated in the 2013 MAC All-Star Game.




WILLIAM TCHIENGANG

**JUNIOR (3) / 6-8 / 227 / YAOUNDE, CAMEROON
MIDLAND COLLEGE**

Tremendous worker who will be an asset with his ability to run the court...Adds size and strength...Can make mid-range shots along with driving and finishing at the rim...Plays with high energy.

Signed with the Redhawks on May 20, 2016...Comes to Southeast after playing two seasons at Midland College in Texas...Midland College has one of the most successful junior college programs in the country with 11 of its players moving onto Division I schools over the last two years alone...Averaged 3.1 points and 2.2 rebounds in 28 games for the Chaparrals in 2015-16...Shot 61 percent (36-of-59) from the field and gathered 10 blocks as Midland went 21-9 overall...Averaged 4.2 points and 3.6 rebounds, and added eight blocks in 2014-15...Also visited Miami University (Ohio), Winthrop and Portland State during the recruiting process.



MILOS VRANES

**JUNIOR (3) / 6-7 / 200 / REPUBLIC OF SERBIA
THIRD BELGRADE H.S. / ND STATE COLL. OF SCIENCE**

Provides the frontcourt with skill and versatility...Can make threes and has the ability to pass and drive...Is creative when cutting to the basket...Performs well in the clutch and is an excellent student.

Signed with the Redhawks on May 5, 2016...Spent the last two years at North Dakota State College of Science...Led NDSCS with 5.9 rebounds per contest in 35 games...Was also third on the team in scoring (11.8 ppg) and 3-pointers made (69)...Averaged 9.9 points and five rebounds in 33 games and 21 starts during his first season with the Wildcats in 2014-15...Shot a team-best 49.6 percent (119-of-240) from the field, knocking down 43 three-pointers...Was among the team's top free throw shooters, ranking second with a 74.2 percent clip...NDSCS compiled an overall record of 54-14 with back-to-back National Junior College Athletic Association Tournament appearances, a pair of Region XIII titles, one conference championship (2015-16) and one district crown (2015-16) during the two years Vranes was on the team...Is the first international player on a Southeast roster since 2005-06 (Waylon Francis, C, Freeport, Bahamas).



YEAR IN REVIEW

Southeast Missouri State

REDHAWKS

2015-16 FINAL STATISTICS

ALL GAMES (5-24; 3-10 HOME; 2-14 AWAY; 0-0 NEUTRAL; 2-14 AND 12TH IN THE OVC/6TH IN OVC WEST)

					TOTAL			3-PTS			REBOUNDS															
No.	Player	GP	GS	Min	Avg	FG	FGA	Pct	3FG	3FGA	Pct	FT	FTA	Pct	Off	Def	Tot	Avg	PF	FO	A	TO	Blk	Stl	Pts	Avg
4	Antonius Cleveland	26	25	817	31.4	150	343	.437	8	46	.174	86	141	.610	62	109	171	6.6	72	3	61	60	15	42	394	15.2
5	Joel Angus III	29	29	816	28.1	111	222	.500	0	2	.000	83	115	.722	65	107	172	5.9	64	1	32	60	14	20	305	10.5
2	Isiah Jones	29	29	865	29.8	101	280	.361	55	170	.324	45	65	.692	10	79	89	3.1	81	0	86	69	2	49	302	10.4
13	Trey Kellum	25	23	596	23.8	99	201	.493	0	0	.000	61	105	.581	52	90	142	5.7	92	6	14	52	4	12	259	10.4
11	Marcus Wallace	8	2	201	25.1	25	60	.417	5	19	.263	6	18	.333	10	20	30	3.8	16	0	25	18	1	8	61	7.6
3	Eric McGill	27	13	741	27.4	70	190	.368	30	92	.326	18	41	.439	11	53	64	2.4	42	1	50	37	0	38	188	7.0
25	Ladarius Coleman	6	0	141	23.5	15	40	.375	2	8	.250	9	12	.750	13	22	35	5.8	12	0	7	13	0	4	41	6.8
12	Jamaal Calvin	21	14	559	26.6	40	130	.308	27	90	.300	32	39	.821	15	54	69	3.3	38	0	49	29	1	18	139	6.6
1	Tony Anderson	29	3	427	14.7	49	120	.408	7	20	.350	41	55	.745	23	39	62	2.1	21	0	8	32	6	11	146	5.0
33	J.T. Jones	5	3	68	13.6	5	19	.263	3	10	.300	4	6	.667	1	11	12	2.4	10	1	6	3	0	3	17	3.4
0	Jaylin Stewart	26	0	210	8.1	18	52	.346	7	27	.259	3	8	.375	7	38	45	1.7	33	0	2	7	2	5	46	1.8
21	Kyle Gullett	23	3	285	12.4	14	45	.311	9	23	.391	3	5	.600	15	19	34	1.5	22	0	14	9	1	7	40	1.7
10	Robby Dosier	16	1	99	6.2	2	9	.222	1	6	.167	1	2	.500	0	10	10	0.6	11	0	4	8	0	1	6	0.4
TM	TEAM														42	46	88	3.1	0		5				0	
	Total.....	29	29	5825	-	699	1711	.409	154	513	.300	392	612	.641	326	697	1023	35.3	514	12	358	402	46	218	1944	67.0
	Opponents.....	29	29	5825	-	824	1733	.475	233	665	.350	371	528	.703	293	811	1104	38.1	528	-	516	395	113	190	2252	77.7

2015-16 RESULTS

Date	Opponent	Result	Score	Attendance	Team Statistics	SEMO	Opponent		
11-13-15	at Dayton	L	53-84	13,216	SCORING.....	1944	2252		
11-15-15	at Evansville	L	65-80	3,893	Points per game.....	67.0	77.7		
11-19-15	at Alabama A&M	L	56-74	2,300	Scoring margin.....	-10.6	-		
11-24-15	at UT Rio Grande Valley	L	74-83	1,003	FIELD GOALS-ATT.....	699-1711	824-1733		
11-28-15	LOYOLA MARYMOUNT	L	60-73	924	Field goal pct.....	.409	.475		
12-02-15	at Southern Illinois	L	50-74	4,781	3 POINT FG-ATT.....	154-513	233-665		
12-05-15	at Memphis	L	65-80	11,453	3-point FG pct.....	.300	.350		
12-08-15	BOWLING GREEN	L	52-79	1,325	3-pt FG made per game.....	5.3	8.0		
12-12-15	OLE MISS	L	64-75	2,325	FREE THROWS-ATT.....	392-612	371-528		
12-19-15	at Northern Kentucky	L	69-79	2,096	Free throw pct.....	.641	.703		
12-22-15	at Missouri State	W	78-74	4,189	F-Throws made per game.....	13.5	12.8		
12-27-15	HARRIS-STOWE	W	94-84	1,025	REBOUNDS.....	1023	1104		
12-31-15	BELMONT*	L	82-92	1,135	Rebounds per game.....	35.3	38.1		
01-02-16	TENNESSEE STATE*	L	66-72	1,168	Rebounding margin.....	-2.8	-		
01-07-16	at Morehead State*	L	69-96	2,010	ASSISTS.....	358	516		
01-09-16	at Eastern Kentucky*	L	69-88	1,700	Assists per game.....	12.3	17.8		
01-13-16	JACKSONVILLE STATE*	L	60-74	1,275	TURNOVERS.....	402	395		
01-16-16	at Tennessee Tech*	L	55-91	2,386	Turnovers per game.....	13.9	13.6		
01-19-16	HANNIBAL-LAGRANGE	W	84-61	625	Turnover margin.....	-0.2	-		
01-24-16	UT MARTIN*	W	68-60 ^{OT}	1,246	Assist/turnover ratio.....	0.9	1.3		
01-28-16	at SIU Edwardsville*	W	58-51	1,775	STEALS.....	218	190		
01-30-16	AUSTIN PEAY*	L	80-86	2,615	Steals per game.....	7.5	6.6		
02-04-16	MURRAY STATE*	L	72-78	2,332	BLOCKS.....	46	113		
02-06-16	at Eastern Illinois*	L	69-78	1,317	Blocks per game.....	1.6	3.9		
02-11-16	at UT Martin*	L	64-77	1,497	ATTENDANCE.....	19842	60294		
02-13-16	at Murray State*	L	56-83	3,569	Home games-Avg/Game.....	13-1526	16-3768		
02-18-16	SIU EDWARDSVILLE*	L	69-72	1,705	Neutral site-Avg/Game.....	-	0-0		
02-20-16	EASTERN ILLINOIS*	L	68-71	2,142					
02-27-16	at Austin Peay*	L	75-83	3,109					
* - Ohio Valley Conference Game					Score by Periods	1st	2nd	OT	Totals
Home Games in CAPS					Southeast Missouri	905	1026	13	1944
					Opponents	1069	1178	5	2252

Southeast Missouri State

REDHAWKS

2015-16 FINAL STATISTICS

CONFERENCE GAMES (2-14 OVERALL; 1-7 HOME; 1-7 AWAY)

No.	Player	GP	GS	Min	Avg	TOTAL			3-PTS			REBOUNDS										Pts	Avg			
						FG	FGA	Pct	3FG	3FGA	Pct	FT	FTA	Pct	Off	Def	Tot	Avg	PF	FO	A			TO	Blk	Stl
4	Antonius Cleveland	14	14	472	33.7	87	195	.446	5	25	.200	43	65	.662	35	60	95	6.8	37	1	35	35	9	26	222	15.9
5	Joel Angus III	16	16	470	29.4	67	127	.528	0	2	.000	49	66	.742	39	64	103	6.4	36	1	14	37	9	8	183	11.4
2	Isiah Jones	16	16	494	30.9	54	153	.353	31	98	.316	32	41	.780	7	53	60	3.8	49	0	48	42	2	27	171	10.7
13	Trey Kellum	14	13	325	23.2	50	107	.467	0	0	.000	42	68	.618	31	54	85	6.1	53	3	11	29	1	4	142	10.1
3	Eric McGill	15	4	408	27.2	39	114	.342	19	58	.328	11	21	.524	4	27	31	2.1	24	1	23	22	0	16	108	7.2
12	Jamaal Calvin	16	13	478	29.9	30	106	.283	20	71	.282	27	31	.871	14	45	59	3.7	35	0	45	27	1	15	107	6.7
1	Tony Anderson	16	2	279	17.4	32	78	.410	5	11	.455	31	37	.838	15	29	44	2.8	14	0	4	20	3	4	100	6.3
0	Jaylin Stewart	15	0	125	8.3	10	27	.370	3	15	.200	2	5	.400	6	20	26	1.7	24	0	2	5	1	4	25	1.7
21	Kyle Gullett	12	2	165	13.8	6	25	.240	4	11	.364	3	5	.600	8	8	16	1.3	12	0	12	5	1	5	19	1.6
10	Robby Dosier	5	0	9	1.8	1	1	1.000	1	1	1.000	0	0	.000	0	1	1	0.2	2	0	0	1	0	0	3	0.6
TM	TEAM														18	26	44	2.9	0		1				0	
	Total.....	16	16	3225	-	376	933	.403	88	292	.301	240	339	.708	177	387	564	35.2	286	6	194	224	27	109	1080	67.5
	Opponents.....	16	16	3225	-	457	946	.483	143	373	.383	195	282	.691	154	435	589	36.8	286	-	272	212	57	115	1252	78.2

HOME GAMES (3-10 OVERALL; 1-7 OVC)

No.	Player	GP	GS	Min	Avg	TOTAL			3-PTS			REBOUNDS										PF	FQ	A	TO	Blk	Stl	Pts	Avg
						FG	FGA	Pct	3FG	3FGA	Pct	FT	FTA	Pct	Off	Def	Tot	Avg											
4	Antonius Cleveland	11	11	352	32.0	76	161	.472	5	24	.208	42	63	.667	29	53	82	7.5	29	1	22	20	5	18	199	18.1			
13	Trey Kellum	12	11	317	26.4	49	98	.500	0	0	.000	37	57	.649	27	52	79	6.6	41	1	9	30	3	4	135	11.3			
2	Isiah Jones	13	13	380	29.2	52	129	.403	30	84	.357	12	17	.706	4	32	36	2.8	39	0	48	34	1	28	146	11.2			
5	Joel Angus III	13	13	373	28.7	45	99	.455	0	0	.000	46	68	.676	33	50	83	6.4	22	0	19	18	7	8	136	10.5			
3	Eric McGill	13	5	365	28.1	46	105	.438	21	52	.404	6	14	.429	9	25	34	2.6	20	1	28	20	0	18	119	9.2			
12	Jamaal Calvin	11	7	294	26.7	22	67	.328	16	45	.356	12	12	1.000	8	29	37	3.4	25	0	31	13	0	8	72	6.5			
25	Ladarius Coleman	2	0	44	22.0	4	13	.308	0	2	.000	3	6	.500	3	8	11	5.5	3	0	2	3	0	1	11	5.5			
11	Marcus Wallace	2	1	54	27.0	4	15	.267	0	6	.000	1	4	.250	3	7	10	5.0	2	0	5	6	0	1	9	4.5			
1	Tony Anderson	13	2	183	14.1	17	41	.415	3	7	.429	20	22	.909	5	19	24	1.8	9	0	6	17	3	4	57	4.4			
21	Kyle Gullett	11	2	134	12.2	8	19	.421	3	9	.333	0	0	.000	8	8	16	1.5	9	0	8	2	0	4	19	1.7			
0	Jaylin Stewart	12	0	92	7.7	5	19	.263	3	12	.250	2	6	.333	2	13	15	1.3	14	0	0	3	1	3	15	1.3			
10	Robby Dosier	6	0	37	6.2	0	2	.000	0	2	.000	1	2	.500	0	5	5	0.8	4	0	2	1	0	0	1	0.2			
TM	TEAM														16	14	30	2.3	0			0			0				
	Total.....	13	13	2625	-	328	768	.427	81	243	.333	182	271	.672	147	315	462	35.5	217	3	180	167	20	97	919	70.7			
	Opponents.....	13	13	2625	-	355	768	.462	114	309	.369	153	212	.722	131	346	477	36.7	226	-	211	174	40	92	977	75.2			

Southeast Missouri State

REDHAWKS

2015-16 FINAL STATISTICS

NON-CONFERENCE GAMES (3-10 OVERALL; 2-3 HOME; 1-7 AWAY)

No.	Player	GP	GS	Min	Avg	TOTAL			3-PTS			REBOUNDS										Pts	Avg			
						FG	FGA	Pct	3FG	3FGA	Pct	FT	FTA	Pct	Off	Def	Tot	Avg	PF	FO	A			TO	Blk	Stl
4	Antonius Cleveland	12	11	345	28.8	63	148	.426	3	21	.143	43	76	.566	27	49	76	6.3	35	2	26	25	6	16	172	14.3
13	Trey Kellum	11	10	271	24.6	49	94	.521	0	0	.000	19	37	.514	21	36	57	5.2	39	3	3	23	3	8	117	10.6
2	Isiah Jones	13	13	371	28.5	47	127	.370	24	72	.333	13	24	.542	3	26	29	2.2	32	0	38	27	0	22	131	10.1
5	Joel Angus III	13	13	346	26.6	44	95	.463	0	0	.000	34	49	.694	26	43	69	5.3	28	0	18	23	5	12	122	9.4
11	Marcus Wallace	8	2	201	25.1	25	60	.417	5	19	.263	6	18	.333	10	20	30	3.8	16	0	25	18	1	8	61	7.6
25	Ladarius Coleman	6	0	141	23.5	15	40	.375	2	8	.250	9	12	.750	13	22	35	5.8	12	0	7	13	0	4	41	6.8
3	Eric McGill	12	9	333	27.8	31	76	.408	11	34	.324	7	20	.350	7	26	33	2.8	18	0	27	15	0	22	80	6.7
12	Jamaal Calvin	5	1	81	16.2	10	24	.417	7	19	.368	5	8	.625	1	9	10	2.0	3	0	4	2	0	3	32	6.4
1	Tony Anderson	13	1	148	11.4	17	42	.405	2	9	.222	10	18	.556	8	10	18	1.4	7	0	4	12	3	7	46	3.5
33	J.T. Jones	5	3	68	13.6	5	19	.263	3	10	.300	4	6	.667	1	11	12	2.4	10	1	6	3	0	3	17	3.4
0	Jaylin Stewart	11	0	85	7.7	8	25	.320	4	12	.333	1	3	.333	1	18	19	1.7	9	0	0	2	1	1	21	1.9
21	Kyle Gullett	11	1	120	10.9	8	20	.400	5	12	.417	0	0	.000	7	11	18	1.6	10	0	2	4	0	2	21	1.9
10	Robby Dosier	11	1	90	8.2	1	8	.125	0	5	.000	1	2	.500	0	9	9	0.8	9	0	4	7	0	1	3	0.3
TM	TEAM																									
	Total.....	13	13	2600	-	323	778	.415	66	221	.299	152	273	.557	149	310	459	35.3	228	6	164	178	19	109	864	66.5
	Opponents.....	13	13	2600	-	367	787	.466	90	292	.308	176	246	.715	139	376	515	39.6	242	-	244	183	56	75	1000	76.9

GAME-BY-GAME COMPARISON

Game totals are displayed in the format SOUTHEAST MISSOURI/OPPONENT for each category

Opponent	1st	2nd	Score	Mar	Total FG	FG Pct	3-Pointers	3FG Pct	Free Throws	FT Pct	Rebounds (Mar)	Assist	T/Over	Block	Steal	Fouls
Dayton	16/46	37/38	53-84	(31)	20-64/27-52	.313/.519	5-25/8-22	.200/.364	8-23/22-37	.348/.595	36/52 (16)	11/23	15/17	2/8	6/7	28/26
Evansville	36/44	29/36	65-80	(15)	25-59/24-54	.424/.444	5-14/4-15	.357/.267	10-22/28-34	.455/.824	30/47 (17)	14/17	10/14	2/9	7/2	27/23
Alabama A&M	26/28	30/46	56-74	(18)	22-56/27-58	.393/.466	2-12/8-27	.167/.296	10-21/12-20	.476/.600	45/31 +14	11/20	20/14	2/2	9/6	19/19
UTRGV	42/36	32/47	74-83	(9)	28-69/32-57	.406/.561	7-22/7-21	.318/.333	11-18/12-17	.611/.706	39/34 +5	16/28	12/13	0/7	10/3	16/15
Loyola Marymount	31/33	29/40	60-73	(13)	20-56/23-63	.357/.365	4-19/10-31	.211/.323	16-25/17-19	.640/.895	42/37 +5	13/14	18/13	3/5	8/13	16/21
Southern Illinois	27/32	23/42	50-74	(24)	19-55/30-67	.345/.448	3-15/5-27	.200/.185	9-15/9-11	.600/.818	33/45 (12)	10/17	21/16	1/1	10/7	17/17
Memphis	35/37	30/43	65-80	(15)	24-60/31-64	.400/.484	3-12/3-16	.250/.188	14-21/15-22	.667/.682	35/38 (3)	10/22	14/11	0/5	7/5	21/18
Bowling Green	22/35	30/44	52-79	(27)	22-69/32-58	.319/.552	3-17/10-18	.176/.556	5-10/5-9	.500/.556	38/38 -	6/23	10/10	0/5	5/5	11/13
Ole Miss	25/35	39/40	64-75	(11)	21-51/26-75	.412/.347	5-15/7-29	.333/.241	17-29/16-21	.586/.762	36/53 (17)	14/10	16/10	2/2	7/7	17/19
Northern Kentucky	30/39	39/40	69-79	(10)	28-58/28-57	.483/.491	4-10/8-24	.400/.333	9-16/15-20	.563/.750	29/34 (5)	7/20	14/14	1/2	5/4	17/14
Missouri State	40/33	38/41	78-74	+4	29-60/26-63	.483/.413	6-16/6-28	.375/.214	14-29/16-23	.483/.696	35/45 (10)	13/15	11/16	2/6	11/7	16/23
Harris-Stowe	40/36	54/48	94-84	+10	35-67/35-62	.522/.565	8-24/6-13	.333/.462	16-21/8-12	.762/.667	29/35 (5)	19/20	10/22	2/4	16/7	12/18
Belmont	44/47	38/45	82-92	(10)	27-65/27-58	.415/.466	10-19/17-39	.526/.436	18-24/21-26	.750/.808	40/38 +2	13/23	13/14	1/5	7/6	23/17
Tennessee State	33/35	33/37	66-72	(6)	24-59/25-55	.407/.455	3-14/5-18	.214/.278	15-25/17-23	.600/.739	35/38 (3)	13/12	13/15	0/3	4/7	16/19
Morehead State	31/46	38/50	69-96	(27)	22-58/41-75	.379/.547	6-17/10-18	.353/.556	19-23/4-6	.826/.667	33/39 (6)	14/29	19/10	4/2	6/14	8/18
Eastern Kentucky	33/43	36/45	69-88	(19)	22-57/33-66	.386/.500	6-16/9-25	.375/.360	19-28/13-21	.679/.619	35/40 (5)	17/21	21/17	0/6	9/6	23/20
Jacksonville State	23/38	37/36	60-74	(14)	21-49/28-55	.429/.509	4-15/9-25	.267/.360	14-21/9-15	.667/.600	27/35 (8)	9/14	10/9	0/1	3/5	17/17
Tennessee Tech	21/51	34/40	55-91	(36)	22-66/34-62	.333/.548	3-22/14-34	.136/.412	8-11/9-12	.727/.750	37/38 (1)	9/21	11/8	0/3	4/6	16/12
Hannibal-LaGrange	36/37	48/24	84-61	+23	30-54/26-57	.556/.456	11-20/8-21	.550/.381	13-23/1-1	.565/.1000	32/27 +5	20/15	7/13	2/0	8/2	11/16
UT Martin	32/15	23/40	68-60	+8	24-64/22-65	.375/.338	4-20/4-26	.200/.154	16-24/12-17	.667/.706	46/47 (1)	12/12	18/18	2/0	11/11	17/21
SIU Edwardsville	20/22	38/29	58-51	+7	16-56/16-49	.286/.327	3-15/5-20	.200/.250	23-28/14-20	.821/.700	43/37 +6	6/8	10/16	3/10	5/2	22/26
Austin Peay	30/34	50/52	80-86	(6)	30-61/29-55	.492/.527	8-23/8-18	.348/.444	12-17/20-25	.706/.800	33/32 +1	21/19	13/12	1/3	5/8	22/15
Murray State	32/40	40/38	72-78	(6)	26-53/30-52	.491/.577	8-16/12-27	.500/.444	12-14/6-9	.857/.667	25/28 (3)	12/18	13/14	1/2	6/6	14/15
Eastern Illinois	42/40	27/38	69-78	(9)	24-61/30-63	.393/.476	5-25/7-20	.200/.350	16-24/11-15	.667/.733	39/38 +1	11/16	13/14	4/3	8/7	17/17
UT Martin	27/35	37/42	64-77	(13)	21-52/27-64	.404/.422	5-16/6-22	.313/.273	17-32/17-23	.531/.739	35/44 (9)	12/15	16/16	4/4	9/9	18/24
Murray State	25/48	31/35	56-83	(27)	21-54/32-56	.389/.571	5-17/14-24	.294/.583	9-11/5-12	.818/.417	30/30 -	7/18	12/8	1/4	5/5	11/12
SIU Edwardsville	35/36	34/36	69-72	(3)	23-55/24-52	.418/.462	5-17/9-22	.294/.409	18-24/15-21	.750/.714	36/34 +2	14/16	16/16	5/7	10/8	22/19
Eastern Illinois	29/30	39/41	68-71	(3)	25-65/28-61	.385/.459	8-24/9-22	.333/.409	10-14/6-14	.714/.429	43/36 +7	14/15	10/8	1/3	7/7	19/16
Austin Peay	42/38	33/45	75-83	(8)	28-58/31-58	.483/.534	5-16/5-13	.313/.385	14-19/16-23	.737/.696	27/35 (8)	10/15	16/17	0/1	10/8	21/18

Southeast Missouri State

REDHAWKS

2015-16 FINAL STATISTICS

GAME-BY-GAME STATISTICS

	Score	FG-A	Pct.	3FG-A	Pct.	FT-A	Pct.	OFF	DEF	Total	F	A	TO	B	S
Southeast Missouri	L, 53-84	20-64	.313	5-25	.200	8-23	.348	16	20	36	28	11	15	2	6
Dayton		27-52	.519	8-22	.364	22-37	.595	13	39	52	26	23	17	8	7
Southeast Missouri	L, 65-80	25-59	.424	5-14	.357	10-22	.455	6	24	30	27	14	10	2	7
Evansville		24-54	.444	4-15	.267	28-34	.824	10	37	47	23	17	14	9	2
Southeast Missouri	L, 56-74	22-56	.393	2-12	.167	10-21	.476	16	29	45	19	11	20	2	9
Alabama A&M		27-58	.466	8-27	.296	12-20	.600	7	24	31	19	20	14	2	6
Southeast Missouri	L, 74-83	28-69	.406	7-22	.318	11-18	.611	17	22	39	16	16	12	0	10
Texas Rio Grande Valley		32-57	.561	7-21	.333	12-17	.706	6	28	34	15	28	13	7	3
Southeast Missouri	L, 60-73	20-56	.357	4-19	.211	16-25	.640	14	28	42	16	13	18	3	8
Loyola Marymount		23-63	.365	10-31	.323	17-19	.895	11	26	37	21	14	13	5	13
Southeast Missouri	L, 50-74	19-55	.345	3-15	.200	9-15	.600	6	27	33	17	10	21	1	10
Southern Illinois		30-67	.448	5-27	.185	9-11	.818	12	33	45	17	17	16	1	7
Southeast Missouri	L, 65-80	24-60	.400	3-12	.250	14-21	.667	13	22	35	21	10	14	0	7
Memphis		31-64	.484	3-16	.188	15-22	.682	10	28	38	18	22	11	5	5
Southeast Missouri	L, 52-79	22-69	.319	3-17	.176	5-10	.500	19	19	38	11	6	10	0	5
Bowling Green		32-58	.552	10-18	.556	5-9	.556	9	29	38	13	23	10	5	5
Southeast Missouri	L, 64-75	21-51	.412	5-15	.333	17-29	.586	5	31	36	17	14	16	2	7
Ole Miss		26-75	.347	7-29	.241	16-21	.762	19	34	53	19	10	10	2	7
Southeast Missouri	L, 69-79	28-58	.483	4-10	.400	9-16	.563	6	23	29	17	7	14	1	5
Northern Kentucky		28-57	.491	8-24	.333	15-20	.750	6	28	34	14	20	14	2	4
Southeast Missouri	W, 78-74	29-60	.483	6-16	.375	14-29	.483	12	23	35	16	13	11	2	11
Missouri State		26-63	.413	6-28	.214	16-23	.696	18	27	45	23	15	16	6	7
Southeast Missouri	W, 94-84	35-67	.522	8-24	.333	16-21	.762	10	19	29	12	19	10	2	16
Harris-Stowe		35-62	.565	6-13	.462	8-12	.667	10	24	34	18	20	22	4	7
Southeast Missouri	L, 82-92	27-65	.415	10-19	.526	18-24	.750	14	26	40	23	13	13	1	7
Belmont		27-58	.466	17-39	.436	21-26	.808	9	29	38	17	23	14	5	6
Southeast Missouri	L, 66-72	24-59	.407	3-14	.214	15-25	.600	11	24	35	16	13	13	0	4
Tennessee State		25-55	.455	5-18	.278	17-23	.739	10	28	38	19	12	15	3	7
Southeast Missouri	L, 69-96	22-58	.379	6-17	.353	19-23	.826	15	18	33	8	14	19	4	6
Morehead State		41-75	.547	10-18	.556	4-6	.667	15	24	39	18	29	10	2	14
Southeast Missouri	L, 69-88	22-57	.386	6-16	.375	19-28	.500	7	28	35	23	17	21	0	9
Eastern Kentucky		33-66	.500	9-25	.360	13-21	.619	9	31	40	20	21	17	6	6
Southeast Missouri	L, 60-74	21-49	.429	4-15	.267	14-21	.667	5	22	27	17	9	10	0	3
Jacksonville State		28-55	.509	9-25	.360	9-15	.600	8	27	35	17	14	9	1	5
Southeast Missouri	L, 55-91	22-66	.333	3-22	.136	8-11	.727	14	23	37	16	9	11	0	4
Tennessee Tech		34-62	.548	14-34	.412	9-12	.750	7	31	38	12	21	8	3	6
Southeast Missouri	W, 84-61	30-54	.556	11-20	.550	13-23	.565	9	23	32	11	20	7	2	8
Hannibal-LaGrange		26-57	.456	8-21	.381	1-1	1.000	8	19	27	16	15	13	0	2
Southeast Missouri	W, 68-60 ^{OT}	24-64	.375	4-20	.200	16-24	.667	16	30	46	17	12	18	2	11
UT Martin		22-65	.338	4-26	.154	12-17	.706	17	30	47	21	12	18	0	11
Southeast Missouri	W, 58-51	16-56	.286	3-15	.200	23-28	.821	13	30	43	22	6	10	3	5
SIU Edwardsville		16-49	.327	5-20	.250	14-20	.700	9	28	37	26	8	16	10	2
Southeast Missouri	L, 80-86	30-61	.492	8-23	.348	12-17	.706	10	23	33	22	21	13	1	5
Austin Peay		29-55	.527	8-18	.444	20-25	.800	6	26	32	15	19	12	3	8
Southeast Missouri	L, 72-78	26-53	.491	8-16	.500	12-14	.857	5	20	25	14	12	13	1	6
Murray State		30-52	.577	12-27	.444	6-9	.667	4	24	28	15	18	14	2	6
Southeast Missouri	L, 69-78	24-61	.393	5-25	.200	16-24	.667	14	25	39	17	11	13	4	8
Eastern Illinois		30-63	.476	7-20	.350	11-15	.733	10	28	38	17	16	14	3	7
Southeast Missouri	L, 64-77	21-52	.404	5-16	.313	17-32	.531	7	28	35	18	12	16	4	9
UT Martin		27-64	.422	6-22	.273	17-23	.739	12	32	44	24	15	16	4	9
Southeast Missouri	L, 56-83	21-54	.389	5-17	.294	9-11	.818	10	20	30	11	7	12	1	5
Murray State		32-56	.571	14-24	.583	5-12	.417	7	23	30	12	18	8	4	5
Southeast Missouri	L, 69-72	23-55	.418	5-17	.294	18-24	.750	14	22	36	22	14	16	5	10
SIU Edwardsville		24-52	.462	9-22	.409	15-21	.714	11	23	34	19	16	16	7	8
Southeast Missouri	L, 68-71	25-65	.385	8-24	.333	10-14	.714	15	28	43	19	14	10	1	7
Eastern Illinois		28-61	.459	9-22	.409	6-14	.429	9	27	36	16	15	8	3	7
Southeast Missouri	L, 75-83	28-58	.483	5-16	.313	14-19	.737	7	20	27	21	10	16	0	10
Austin Peay		31-58	.534	5-13	.385	16-23	.696	11	24	35	18	15	17	1	8

Southeast Missouri State

REDHAWKS

2015-16 FINAL STATISTICS

GAME-BY-GAME LEADERS

Opponent	W/L	Score	Points	Rebounds	Assists	Blocks	Steals
Dayton	L	53-84	Wallace, 12	Wallace, 7	Jones, J.T., 4	Cleveland, 2	Anderson, Angus III, Jones, Wallace, McGill, Dosier, 1
Evansville	L	65-80	Angus III, 18	Angus III, 7	Cleveland, 6	Angus III, Cleveland, 1	Angus III, 3
Alabama A&M	L	56-74	Cleveland, 16	Coleman, 9	Jones, 5	Cleveland, Wallace, 1	Cleveland, 3
Texas Rio Grande Valley	L	74-83	Kellum, 21	Angus III, Kellum, 9	Wallace, 9	-	Cleveland, Wallace 2
Loyola Marymount	L	60-73	Cleveland, 17	Coleman, 10	Wallace, 4	Angus III, 2	Jones, 3
Southern Illinois	L	50-74	Coleman, 10	Cleveland, 6	Wallace, 4	Anderson, 1	Kellum, Wallace, 3
Memphis	L	65-80	Wallace, 16	Kellum, Coleman, 8	McGill, 3	-	McGill, 3
Bowling Green	L	52-79	Jones, 12	Cleveland, 10	Angus III, Kellum, Jones, McGill, Cleveland, Wallace, 1	-	McGill, 2
Ole Miss	L	64-75	Cleveland, 25	Cleveland, 8	Jones, 8	Kellum, Anderson, 1	Jones, 3
Northern Kentucky	L	69-79	Jones, 21	McGill, Cleveland, 6	Cleveland, 3	Kellum, 1	McGill, 4
Missouri State	W	78-74	Cleveland, 18	Cleveland, 10	McGill, 5	Anderson, Angus III, 1	Jones, McGill, Cleveland, 3
Harris-Stowe	W	94-84	Cleveland, 20	Kellum, 6	Jones, 7	Cleveland, Stewart 1	Jones, McGill, 4
Belmont	L	82-92	Jones, 20	Cleveland, 11	Jones, 4	Jones, 1	Jones, Cleveland, 2
Tennessee State	L	66-72	Cleveland, 21	Angus III, 13	McGill, 4	-	Jones, 2
Morehead State	L	69-96	Jones, 15	Cleveland, 7	Jones, 4	Cleveland, Angus III, Stewart, Anderson, 1	Cleveland, 3
Eastern Kentucky	L	69-88	Jones, 19	Angus III, Jones, 8	Calvin, 6	-	Calvin, 4
Jacksonville State	L	60-74	Anderson, 17	Kellum, 8	Jones, 7	-	Jones, 2
Tennessee Tech	L	55-91	Kellum, 18	Stewart, 8	Gullett, McGill, 3	-	Gullett, 2
Hannibal-LaGrange	W	84-61	Kellum, 23	Angus III, 8	Angus III, 8	Angus III, Kellum, 1	Jones, 3
UT Martin	W	68-60 ^{OT}	Cleveland, 20	Kellum, 15	Calvin, McGill, 3	Angus III, Anderson, 1	Cleveland, 4
SIU Edwardsville	W	58-51	Calvin, 15	Calvin, 8	Jones, 3	Angus III, 3	Jones, 3
Austin Peay	L	80-86	Jones, 18	Kellum, 9	Calvin, 7	Kellum, 1	Stewart, McGill, 2
Murray State	L	72-78	Cleveland, 22	Cleveland, 7	Calvin, 4	Cleveland, 1	Cleveland, Calvin, 2
Eastern Illinois	L	69-78	Cleveland, 15	Cleveland, 10	Calvin, 3	Cleveland, 3	Jones, Cleveland, Calvin, 2
UT Martin	L	64-77	Jones, 19	Jones, Angus III, 8	Cleveland, 5	Cleveland, 2	Jones, Cleveland, Calvin, McGill, 2
Murray State	L	56-83	Angus III, 17	Cleveland, 7	Jones, 4	Calvin, 1	Cleveland, 2
SIU Edwardsville	L	69-72	Cleveland, 24	Anderson, 7	Cleveland, Calvin, 3	Angus III, Cleveland, 2	Cleveland, 4
Eastern Illinois	L	68-71	Cleveland, 14	Angus III, 13	Cleveland, Calvin, 4	Angus III, 1	Jones, 3
Austin Peay	L	75-83	Cleveland, 24	Angus III, 8	Cleveland, 4	-	Jones, Angus III, 3

Southeast Missouri State

REDHAWKS

2015-16 FINAL STATISTICS

GAME-BY-GAME STARTERS

Opponent	W/L	Score	Guard	Guard	Guard/Forward	Forward	Forward/Guard	First Man Off the Bench
Dayton	L	53-84	Wallace	Jones	Cleveland, G	Angus III	Anderson, F	McGill, 4 pts., 3 reb., 30 min.
Evansville	L	65-80	McGill	Jones	Cleveland, G	Angus III	Jones, J.T., F	Wallace, 3 pts., 1 assist, 18 min.
Alabama A&M	L	56-74	McGill	Jones	Cleveland, G	Angus III	Jones, J.T., F	Coleman, 9 pts., 9 reb., 27 min.
Texas Rio Grande Valley	L	74-83	Dosier	Jones	Jones, J.T., G	Angus III	Kellum, F	Cleveland, 12 pts., 5 reb., 27 min.
Loyola Marymount	L	60-73	Wallace	Jones	Cleveland, G	Angus III	Kellum, F	Coleman, 4 pts., 10 reb., 30 min.
Southern Illinois	L	50-74	McGill	Jones	Cleveland, G	Angus III	Kellum, F	Coleman, 10 pts., 4 reb., 29 min.
Memphis	L	65-80	McGill	Jones	Cleveland, G	Angus III	Kellum, F	Wallace, 16 pts., 5 reb., 30 min.
Bowling Green	L	52-79	McGill	Jones	Cleveland, G	Angus III	Kellum, F	Wallace, 4 pts., 3 reb., 19 min.
Ole Miss	L	64-75	McGill	Jones	Cleveland, G	Angus III	Kellum, F	Anderson, 1 block, 1 steal, 8 min.
Northern Kentucky	L	69-79	McGill	Jones	Cleveland, G	Angus III	Kellum, F	Dosier, 1 reb., 1 assist, 16 min.
Missouri State	W	78-74	McGill	Jones	Cleveland, G	Angus III	Kellum, F	Calvin, 5 pts., 3 reb., 10 min.
Harris-Stowe	W	94-84	McGill	Jones	Cleveland, G	Angus III	Kellum, F	Calvin, 11 pts., 2 reb., 19 min.
Belmont	L	82-92	McGill	Jones	Cleveland, G	Angus III	Kellum, F	Calvin, 6 pts., 3 assists, 22 min.
Tennessee State	L	66-72	McGill	Jones	Cleveland, G	Angus III	Kellum, F	Anderson, 2 reb., 9 min.
Morehead State	L	69-96	McGill	Jones	Cleveland, G	Angus III	Kellum, F	Calvin, 10 pts., 4 reb., 28 min.
Eastern Kentucky	L	69-88	Calvin	Jones	Cleveland, G	Angus III	Kellum, F	Anderson, 11 pts., 6 reb., 23 min.
Jacksonville State	L	60-74	Calvin	Jones	Gullett, F	Angus III	Kellum, F	Anderson, 17 pts., 5 reb., 22 min.
Tennessee Tech	L	55-91	Calvin	Jones	Gullett, F	Angus III	Kellum, F	McGill, 7 pts., 1 reb., 25 min.
Hannibal-LaGrange	W	84-61	Calvin	Jones	Gullett, F	Angus III	Kellum, F	McGill, 13 pts., 6 reb., 31 min.
UT Martin	W	68-60 ^{OT}	Calvin	Jones	Cleveland, G	Angus III	Kellum, F	McGill, 4 pts., 2 reb., 3 assists, 32 min.
SIU Edwardsville	W	58-51	Calvin	Jones	Cleveland, G	Angus III	Kellum, F	McGill, 2 pts., 6 reb., 1 assist, 28 min.
Austin Peay	L	80-86	Calvin	Jones	Cleveland, G	Angus III	Kellum, F	Anderson, 2 pts., 10 min.
Murray State	L	72-78	Calvin	Jones	Cleveland, G	Angus III	Kellum, F	McGill, 20 pts., 1 reb., 1 assist, 33 min.
Eastern Illinois	L	69-78	Calvin	Jones	Cleveland, G	Angus III	Kellum, F	McGill, 8 pts., 2 reb., 1 assist, 1 steal, 31 min.
UT Martin	L	64-77	Calvin	Jones	Cleveland, G	Angus III	Kellum, F	McGill, 3 pts., 2 reb., 18 min.
Murray State	L	56-83	Calvin	Jones	Cleveland, G	Angus III	McGill, G	Anderson, 12 pts., 6 reb., 26 min.
SIU Edwardsville	L	69-72	Calvin	Jones	Cleveland, G	Angus III	Anderson, F	Gullett, 2 pts., 2 reb., 16 min.
Eastern Illinois	L	68-71	Calvin	Jones	Cleveland, G	Angus III	Anderson, F	Kellum, 11 pts., 8 reb., 19 min.
Austin Peay	L	75-83	Calvin	Jones	Cleveland, G	Angus III	Kellum, F	Anderson, 5 pts., 2 reb., 19 min.

STARTING LINEUP COMBINATIONS

Record	Guard	Guard	Guard/Forward	Forward	Forward/Guard
0-1	Wallace	Jones	Cleveland, G	Angus III	Anderson, F
0-2	McGill	Jones	Cleveland, G	Angus III	Jones, J.T., F
0-1	Dosier	Jones	Jones, J.T., F	Angus III	Kellum, F
0-1	Wallace	Jones	Cleveland, G	Angus III	Kellum, F
2-8	McGill	Jones	Cleveland, G	Angus III	Kellum, F
2-6	Calvin	Jones	Cleveland, G	Angus III	Kellum, F
1-2	Calvin	Jones	Gullett, F	Angus III	Kellum, F
0-1	Calvin	Jones	Cleveland, G	Angus III	McGill, G
0-2	Calvin	Jones	Cleveland, G	Angus III	Anderson, F

Southeast Missouri State
REDHAWKS

2015-16 FINAL STATISTICS

GAME-BY-GAME LEADERS SUMMARY (# OF GAMES)		
Points		
Antonius Cleveland.....	12	
Isiah Jones.....	7	
Trey Kellum.....	3	
Joel Angus III.....	2	
Tony Anderson.....	1	
Jamaal Calvin.....	1	
Rebounds		
Antonius Cleveland.....	10	
Joel Angus III.....	8	
Trey Kellum.....	5	
Eric McGill.....	2	
Jamaal Calvin.....	2	
Isiah Jones.....	2	
Jaylin Stewart.....	1	
Tony Anderson.....	1	
Assists		
Isiah Jones.....	10	
Jamaal Calvin.....	7	
Antonius Cleveland.....	7	
Eric McGill.....	5	
Joel Angus III.....	2	
Trey Kellum.....	1	
Blocks		
Antonius Cleveland.....	9	
Joel Angus III.....	9	
Tony Anderson.....	4	
Trey Kellum.....	3	
Jaylin Stewart.....	2	
Jamaal Calvin.....	1	
Steals		
Isiah Jones.....	13	
Antonius Cleveland.....	10	
Eric McGill.....	8	
Jamaal Calvin.....	4	
Tony Anderson.....	3	
Trey Kellum.....	2	
Joel Angus III.....	2	
Robby Dosier.....	1	
Kyle Gullett.....	1	
Jaylin Stewart.....	1	
Dunks (# for 2015-16 Season)		
Antonius Cleveland.....	24	
Trey Kellum.....	4	
Joel Angus III.....	3	
Eric McGill.....	2	
Tony Anderson.....	1	
Games Played/Started		
	2015-16	Career
Antonius Cleveland.....	26/25	88/76
Jamaal Calvin.....	21/14	77/23
Isiah Jones.....	29/29	59/48
Joel Angus III.....	29/29	29/29
Tony Anderson.....	29/3	29/3
Eric McGill.....	27/13	27/13
Trey Kellum.....	25/23	25/23
Jaylin Stewart.....	26/0	26/0
Kyle Gullett.....	23/3	23/3
Robby Dosier.....	16/1	16/1

CAREER LEDGER

Double-Digit Point Games		
	2015-16	Career
Antonius Cleveland.....	22	54
Isiah Jones.....	17	34
Jamaal Calvin.....	5	17
Trey Kellum.....	15	15
Joel Angus III.....	14	14
Eric McGill.....	7	7
Tony Anderson.....	5	5
Double-Digit Rebound Games		
	2015-16	Career
Antonius Cleveland.....	6	8
Trey Kellum.....	1	1
Joel Angus III.....	1	1
20+ Point Games		
	2015-16	Career
Antonius Cleveland.....	7	9
Isiah Jones.....	2	5
Trey Kellum.....	2	2
Eric McGill.....	1	1
8+ Rebound Games		
	2015-16	Career
Antonius Cleveland.....	7	12
Joel Angus III.....	8	8
Trey Kellum.....	6	6
Isiah Jones.....	2	2
Jaylin Stewart.....	1	1
Jamaal Calvin.....	1	1
5+ Assist Games		
	2015-16	Career
Isiah Jones.....	4	7
Antonius Cleveland.....	3	5
Eric McGill.....	2	2
Jamaal Calvin.....	2	2
Joel Angus III.....	2	2
3+ Steal Games		
	2015-16	Career
Antonius Cleveland.....	5	12
Isiah Jones.....	8	8
Eric McGill.....	4	4
Jamaal Calvin.....	1	4
Joel Angus III.....	2	2
Trey Kellum.....	1	1
Kyle Gullett.....	1	1

Double-Doubles		
	2015-16	Career
Antonius Cleveland.....	5	7
Joel Angus III.....	2	2
Trey Kellum.....	1	1

SOUTHEAST MISSOURI'S 2015-16 RECORD:

At Home.....	3-10
On the Road.....	2-14
At Neutral Sites.....	0-0
In Ohio Valley Conference Games.....	2-14
In November.....	0-5
In December.....	2-6
In January.....	3-6
In February.....	0-7
In March.....	0-0
Leading at the Half.....	3-3
Trailing at the Half.....	2-21
Tied at the Half.....	0-0
In Overtime Games.....	1-0
The Redhawks Score First.....	2-17
In 1-4 Point Games.....	1-2
In 5-9 Point Games.....	2-6
In 10-14 Point Games.....	1-6
In 15+ Point Games.....	1-10
Leading with Five Minutes Left in Regulation.....	3-2
Trailing with Five Minutes Left in Regulation.....	2-22
Tied with Five Minutes Left in Regulation.....	0-0
Scoring Less than 50 Points.....	0-0
Scoring 50-59 Points.....	1-6
Scoring 60-69 Points.....	1-12
Scoring 70-79 Points.....	1-4
Scoring 80-89 Points.....	1-2
Scoring 90-99 Points.....	1-0
Scoring 100 or more Points.....	0-0
Giving up Less Than 50 Points.....	0-0
Giving up 50-59 Points.....	1-0
Giving up 60-69 Points.....	2-0
Giving up 70-79 Points.....	1-13
Giving up 80-89 Points.....	1-8
Giving up 90-99 Points.....	0-3
Giving up 100 or more Points.....	0-0
Shooting 50% or Better from the Field.....	2-0
Shooting Less Than 50% from the Field.....	3-24
Opponent Shoots 50% or Better from the Field.....	1-11
Opponent Shoots Less Than 50% from the Field.....	4-13
Outshooting Opponent.....	3-1
Outshot by Opponent.....	2-23
Shooting 50% or Better from 3-Point Range.....	1-2
Shooting Less Than 50% from 3-Point Range.....	4-22
Opponent Shoots 50% or Better from 3-Point Range.....	0-3
Opponent Shoots Less Than 50% from 3-Point Range.....	5-21
Shooting 50% or Better from the Free Throw Line.....	4-21
Shooting Less Than 50% from the Free Throw Line.....	1-3
Opponent Shoots 50% or Better from the Free Throw Line.....	5-22
Opponent Shoots Less Than 50% from the Free Throw Line.....	0-2
Shooting More Free Throws Than Opponent.....	5-14
Shooting Less Free Throws Than Opponent.....	0-9
Free Throws are Tied.....	0-1
Southeast's Starters Outscore Opponent's Starters.....	5-7
Opponent's Starters Outscore Southeast's Starters.....	0-16
Starter Scoring is Tied.....	0-1
Bench Outscores Opponent.....	1-8
Opponent Bench Outscores Southeast.....	4-16
Bench Scoring is Tied.....	0-0
Bench Contributes Double Figures in Points.....	2-19
No Redhawk Players Score Double Figures.....	0-0
Two Redhawk Players Score Double Figures.....	0-4
3+ Redhawk Players Score Double Figures.....	5-16
Outrebounding an Opponent.....	2-7
Opponent Outrebounds Southeast.....	3-15
Rebounds are Tied.....	0-2
Getting 10+ Assists.....	4-19
Getting 10+ Steals.....	3-4
Getting 5+ Blocks.....	0-1
Forcing more Turnovers than Opponent.....	4-8
Committing more Turnovers than Opponent.....	0-12
Turnovers are Tied.....	1-4

2015-16 BOX SCORES

GAME #1 - Dayton 84, Southeast Missouri 53
November 13, 2015 • UD Arena • Dayton, Ohio

SEMO (0-1)	FG	3P	FT	O/D	REB	E	PTS	A	TO	B	S	M
Tony Anderson, f	2-6	0-3	0-2	5/1	6	1	4	0	2	0	1	26
Joel Angus III, f	2-5	0-0	2-4	1/2	3	3	6	1	2	0	1	18
Isiah Jones, g	3-9	0-4	0-1	1/2	3	4	6	2	1	0	1	23
Antonius Cleveland, g	3-13	0-3	0-2	0/4	4	5	6	1	2	2	0	19
Marcus Wallace, g	5-9	1-3	1-5	5/2	7	4	12	2	3	0	1	27
Jaylin Stewart	1-4	0-2	0-0	0/4	4	2	2	0	0	0	0	11
Eric McGill	1-9	1-4	1-3	1/2	3	1	4	1	1	0	1	30
Robby Dosier	0-0	0-0	0-0	0/0	0	1	0	0	2	0	1	8
Kyle Gullett	3-7	3-4	0-0	1/1	2	2	9	0	1	0	0	21
J.T. Jones	0-2	0-2	4-6	0/0	0	5	4	4	0	0	0	17
TEAM				2/2	4				1			
Totals.....	20-64	5-25	8-23	16/20	36	28	53	11	15	2	6	200
DAYTON (1-0)	FG	3P	FT	O/D	REB	E	PTS	A	TO	B	S	M
Kendall Pollard, f	3-6	0-1	2-5	0/10	10	0	8	2	0	0	1	26
Steve McElvene, c	2-4	0-0	1-2	2/4	6	4	5	0	2	3	0	19
Kyle Davis, g	2-4	0-1	3-3	0/1	1	4	7	3	1	0	0	15
Charles Cooke, g	2-9	1-5	2-6	2/4	6	4	7	1	1	2	0	21
Scoochie Smith, g	2-3	0-1	4-4	0/2	2	3	8	5	2	0	4	21
Darrell Davis	4-8	2-6	5-7	1/7	8	2	15	2	3	0	0	23
Sam Miller	1-2	0-0	2-2	1/1	2	2	4	1	2	0	0	16
John Crosby	1-4	0-1	1-4	0/1	1	3	3	2	3	0	1	12
Xeyrius Williams	1-1	0-0	0-0	0/2	2	0	2	2	0	2	1	12
Bobby Wehrli	2-2	0-0	0-0	2/0	2	1	4	1	2	0	0	6
Jack Westerfield	0-0	0-0	0-0	0/0	0	0	0	0	0	0	0	1
Michael Schwieterman	0-0	0-0	0-0	0/0	0	1	0	0	0	0	0	1
Ryan Mikesell	7-9	5-7	2-4	4/4	8	2	21	4	0	1	0	26
Joey Gruden	0-0	0-0	0-0	0/1	1	0	0	0	0	0	0	1
TEAM				1/2	3				1			
Totals.....	27-52	8-22	22-37	13/39	52	26	84	23	17	8	7	200
By Periods	1	2	Final									
Southeast Missouri	16	37	53									
Dayton	46	38	84									
FG Percentage: SEMO 31.3, UD 51.9 3-Point FG Percentage: SEMO 20.0, UD 36.4												
FT Percentage: SEMO 34.8, UD 59.5 Attendance: 13,216												

GAME #2 - Evansville 80, Southeast Missouri 65
November 15, 2015 • Ford Center • Evansville, Ind.

SEMO (0-2)	FG	3P	FT	O/D	REB	E	PTS	A	TO	B	S	M
Joel Angus III, f	6-12	0-0	6-9	0/7	7	4	18	2	1	1	3	35
Isiah Jones, g	3-10	1-4	0-2	0/2	2	4	7	2	0	0	1	24
Eric McGill, g	1-1	1-1	0-0	0/1	1	2	3	2	1	0	1	35
Antonius Cleveland, g	6-13	0-2	2-5	3/0	3	3	14	6	3	1	1	32
J.T. Jones, g	4-9	2-4	0-0	0/6	6	3	10	1	1	0	1	22
Jaylin Stewart	1-1	1-1	0-0	0/2	2	2	3	0	0	0	0	5
Tony Anderson	3-7	0-1	1-4	0/0	0	2	7	0	1	0	0	18
Robby Dosier	0-0	0-0	0-0	0/1	1	1	0	0	0	0	0	8
Marcus Wallace	1-6	0-1	1-2	0/1	1	4	3	1	1	0	0	18
Kyle Gullett	0-0	0-0	0-0	0/0	0	2	0	0	1	0	0	3
TEAM				3/4	7				1			
Totals.....	25-59	5-14	10-22	6/24	30	27	65	14	10	2	7	200
UE (1-0)	FG	3P	FT	O/D	REB	E	PTS	A	TO	B	S	M
Blake Simmons, f	3-7	0-3	0-0	0/7	7	3	6	1	3	0	0	30
Egidiju Mockevicius, c	7-11	0-0	4-5	4/10	14	3	18	0	2	6	1	32
Jaylon Brown, g	2-5	0-2	0-0	1/1	2	1	4	4	2	1	0	32
Adam Wing, g	1-3	0-0	2-2	0/2	2	5	4	2	2	0	1	17
D.J. Balentine, g	4-14	2-6	10-12	1/0	1	2	20	6	4	2	0	39
Christian Benzon	0-0	0-0	0-0	0/1	1	2	0	0	0	0	0	2
Mislav Brzoja	3-7	1-3	9-10	1/11	12	2	16	4	0	0	0	26
Harris Brown	1-1	1-1	0-0	0/0	0	2	3	0	1	0	0	13
Willie Wiley	1-3	0-0	0-0	0/2	2	0	2	0	0	0	0	4
David Howard	2-3	0-0	3-5	1/0	1	3	7	0	0	0	0	5
TEAM				2/3	5							
Totals.....	24-54	4-15	28-34	10/37	47	23	80	17	14	9	2	200
By Periods	1	2	Final									
Southeast Missouri	36	29	65									
Evansville	44	36	80									
FG Percentage: SEMO 42.4, UE 44.4 3-point FG Percentage: SEMO 35.7, UE 26.7												
FT Percentage: SEMO 45.5, UE 82.4 Attendance: 3,893												

Southeast Missouri State

REDHAWKS

2015-16 BOX SCORES

GAME #5 - Loyola Marymount 73, Southeast Missouri 60
November 28, 2015 • Show Me Center • Cape Girardeau, Mo.

LMU (4-2)	FG	3P	FT	O/D	REB	F	PTS	A	TO	B	S	M
Joshua Spiers, f	2-7	2-7	4-4	0/1	1	1	10	2	1	0	2	24
Adom Jacko, f	5-8	0-0	0-0	0/6	6	5	10	0	2	2	1	26
Shamar Johnson, f	2-3	0-0	0-0	0/2	2	2	4	1	1	0	1	18
Brandon Brown, g	3-7	0-2	2-2	1/2	3	1	8	3	4	0	0	31
Buay Tuach, g	0-1	0-1	2-2	0/0	0	2	2	0	0	0	2	8
Munis Tutu	2-8	1-3	8-9	2/3	5	2	13	3	0	0	3	26
Matt Hayes	0-0	0-0	0-0	0/0	0	0	0	0	1	0	0	1
Petr Herman	2-5	0-0	0-0	5/2	7	2	4	0	1	1	2	9
Steven Haney, Jr.	3-11	3-7	1-2	1/4	5	1	10	3	0	0	1	26
Jeffery McClendon	0-0	0-0	0-0	0/0	0	1	0	0	1	0	0	4
Marin Mornar	0-1	0-1	0-0	1/1	2	2	0	1	0	1	0	8
David Humphries	4-12	4-10	0-0	1/4	5	2	12	1	2	1	1	19
TEAM				0/1	1							
Totals.....	23-63	10-31	17-19	11/26	37	21	73	14	13	5	13	200
SEMO (0-5)	FG	3P	FT	O/D	REB	F	PTS	A	TO	B	S	M
Joel Angus III, f	2-6	0-0	5-8	4/4	8	2	9	0	1	2	1	32
Trey Kellum, f	3-8	0-0	3-4	1/2	3	2	9	0	3	0	0	28
Isiah Jones, g	3-8	3-6	0-0	0/1	1	2	9	2	4	0	3	26
Antonius Cleveland, g	6-11	0-2	5-5	2/4	6	5	17	2	1	1	1	20
Marcus Wallace, g	2-9	0-4	1-4	1/6	7	2	5	4	5	0	1	35
Tony Anderson	1-1	0-0	0-0	0/0	0	1	2	1	1	0	1	10
Eric McGill	2-4	1-3	0-0	2/2	4	0	5	2	1	0	0	12
Jamaal Calvin	0-2	0-2	0-0	0/0	0	0	0	0	0	0	0	7
Ladarius Coleman	1-7	0-2	2-4	2/8	10	2	4	2	2	0	1	30
TEAM				2/1	3							
Totals.....	20-56	4-19	16-25	14/28	42	16	60	13	18	3	8	200
By Periods	1	2	Final									
Loyola Marymount	33	40	73									
Southeast Missouri	31	29	60									
FG Percentage: LMU 36.5, SEMO 35.7 3-Point FG Percentage: LMU 32.3, SEMO 21.1												
FT Percentage: LMU 89.5, SEMO 64.0 Attendance: 924												

GAME #6 - Southern Illinois 74, Southeast Missouri 50
December 2, 2015 • SIU Arena • Carbondale, Ill.

SEMO (0-6)	FG	3P	FT	O/D	REB	F	PTS	A	TO	B	S	M
Isiah Jones, g	0-8	0-3	0-0	0/2	2	2	0	0	2	0	0	23
Eric McGill, g	1-3	1-3	1-2	0/2	2	2	4	1	1	0	1	27
Antonius Cleveland, g	4-9	0-1	1-2	3/3	6	3	9	2	4	0	1	25
Joel Angus III, f	3-4	0-0	0-0	0/2	2	3	6	0	3	0	0	8
Trey Kellum, f	4-9	0-0	1-2	1/3	4	2	9	0	3	0	3	29
Jaylin Stewart	0-2	0-0	0-0	0/2	2	1	0	0	1	0	0	7
Tony Anderson	2-4	1-1	1-2	1/0	1	0	6	0	2	1	0	10
Robby Dosier	0-1	0-0	0-0	0/0	0	0	0	0	0	0	0	2
Marcus Wallace	1-4	0-0	1-3	0/3	3	1	3	4	1	0	3	18
Jamaal Calvin	0-3	0-3	0-0	0/0	0	0	0	1	0	0	0	11
Kyle Gullett	1-3	1-3	0-0	0/1	1	0	3	0	0	0	0	9
Ladarius Coleman	3-5	0-1	4-4	0/4	4	3	10	2	4	0	1	29
J.T. Jones	0-0	0-0	0-0	0/0	0	0	0	0	0	0	1	2
Team				1/5	6							
Totals.....	19-55	3-15	9-15	6/27	33	17	50	10	21	1	10	200
SIU (7-1)	FG	3P	FT	O/D	REB	F	PTS	A	TO	B	S	M
Sean O'Brien, f	10-15	0-0	2-2	4/7	11	3	22	2	6	0	1	30
Ibby Djimde, c	0-1	0-0	0-0	0/1	1	1	0	0	0	0	0	11
Mike Rodriguez, g	4-6	0-1	2-2	1/3	4	0	10	7	0	0	1	35
Tyler Smithpeters, g	2-8	1-7	1-1	0/1	1	3	6	4	2	0	0	21
Anthony Beane, g	5-13	4-8	2-2	2/5	7	1	16	1	0	0	2	34
Jeremy Postell	0-2	0-2	0-0	0/3	3	1	0	0	1	0	0	4
Leo Vincent	0-4	0-4	2-2	0/3	3	3	2	2	3	0	1	16
Sean Lloyd	0-0	0-0	0-0	0/0	0	0	0	0	0	0	0	2
Bobby Mannie	0-0	0-0	0-0	0/0	0	0	0	0	0	0	0	2
Austin Weiher	5-8	0-0	0-1	2/3	5	2	10	1	1	0	2	21
Armon Fletcher	3-9	0-5	0-1	1/5	6	2	6	0	2	0	0	14
Rudy Stradnieks	1-1	0-0	0-0	0/0	0	1	2	0	1	1	0	8
Deng Leek	0-0	0-0	0-0	0/0	0	0	0	0	0	0	0	2
Team				2/2	4							
Totals.....	30-67	5-27	9-11	12/33	45	17	74	17	16	1	7	200
By Periods	1	2	Final									
Southeast Missouri	27	23	50									
Southern Illinois	32	42	74									
FG Percentage: SEMO 34.5, SIU 44.8 3-Point FG Percentage: SEMO 20.0, SIU 18.5												
FT Percentage: SEMO 60.0, SIU 81.8 Attendance: 4,781												

GAME #7 - Memphis 80, Southeast Missouri 65
December 5, 2015 • FedExForum • Memphis, Tenn.

SEMO (0-7)	FG	3P	FT	O/D	REB	F	PTS	A	TO	B	S	M
Joel Angus III, f	2-5	0-0	3-4	0/0	0	3	7	1	1	0	2	21
Trey Kellum, f	6-9	0-0	0-1	2/6	8	5	12	0	0	0	0	22
Isiah Jones, g	0-6	0-3	2-2	0/2	2	3	2	2	1	0	1	28
Eric McGill, g	0-3	0-1	2-2	1/1	2	4	2	3	2	0	3	22
Antonius Cleveland, g	5-13	0-1	4-7	5/1	6	3	14	1	4	0	0	28
Tony Anderson	2-5	0-1	1-2	0/1	1	0	5	0	1	0	1	17
Marcus Wallace	6-8	2-3	2-3	1/4	5	1	16	2	2	0	0	30
Kyle Gullett	0-1	0-1	0-0	0/1	1	0	0	0	0	0	0	9
Ladarius Coleman	3-10	1-2	0-0	4/4	8	2	7	1	2	0	0	23
Team				0/2	2				1			
Totals.....	24-60	3-12	14-21	13/22	35	21	65	10	14	0	7	200
MEMPHIS (5-22)	FG	3P	FT	O/D	REB	F	PTS	A	TO	B	S	M
Shaq Goodwin, f	9-16	0-0	2-4	4/2	6	3	20	0	3	3	0	35
Avery Woodson, g	3-7	2-6	2-2	0/3	3	4	10	6	0	1	0	30
Markel Crawford, g	1-2	0-1	1-4	0/3	3	3	3	5	3	0	1	32
Ricky Tarrant Jr, g	4-15	0-4	7-8	1/2	3	3	15	10	1	0	1	38
Dedric Lawson, g	12-18	1-2	3-4	2/12	14	2	28	1	1	1	2	38
Jeremiah Martin	0-1	0-0	0-0	0/2	2	1	0	0	1	0	1	8
Craig Randall	0-3	0-3	0-0	0/1	1	0	0	0	0	0	0	6
Kedren Johnson	1-1	0-0	0-0	0/1	1	1	2	0	0	0	0	8
Nick Marshall	1-1	0-0	0-0	0/0	0	1	2	0	1	0	0	4
Jake McDowell	0-0	0-0	0-0	0/0	0	0	0	0	1	0	0	1
Team				3/2	5							
Totals.....	31-64	3-16	15-22	10/28	38	18	80	22	11	5	5	200
By Periods	1	2	Final									
Southeast Missouri	35	30	65									
Memphis	37	43	80									
FG Percentage: SEMO 40.0, MEMPHIS 48.4 3-Point FG Percentage: SEMO 25.0, MEMPHIS 18.8												
FT Percentage: SEMO 66.7, MEMPHIS 68.2 Attendance: 11,453												

GAME #8 - Bowling Green 79, Southeast Missouri 52
December 8, 2015 • Show Me Center • Cape Girardeau, Mo.

BGSU (7-2)	FG	3P	FT	O/D	REB	F	PTS	A	TO	B	S	M
Spencer Parker, f	8-13	0-0	2-3	1/3	4	3	18	1	3	0	1	24
Rasheed Worrell, f	3-3	0-0	0-0	3/3	6	1	6	0	0	2	0	21
Zack Denny, g	7-14	4-8	0-0	0/7	7	0	18	2	0	0	0	31
David Joseph, g	3-4	0-0	2-2	0/2	2	0	8	6	0	0	2	21
Wes Alcegaire, g	3-7	3-4	0-0	0/2	2	4	9	2	1	0	1	23
Demajeo Wiggins	0-1	0-0	0-2	1/4	5	0	0	0	2	2	0	13
Malik Hluchoweckyj	1-1	0-0	0-0	1/1	2	0	2	2	1	0	0	7
JD Tisdale	1-3	0-0	0-0	1/1	2	2	2	0	2	0	0	20
Antwon Lillard	3-6	0-1	1-2	2/2	4	0	7	1	0	1	0	15
Brandon Busuttil	0-2	0-2	0-0	0/0	0	0	0	0	0	0	0	2
Ismail Ali	2-3	2-2	0-0	0/2	2	2	6	9	1	0	1	19
Matt Fox	1-1	1-1	0-0	0/0	0	1	3	0	0	0	0	2
Garrett Mayleben	0-0	0-0	0-0	0/0	0	0	0	0	0	0	0	2
TEAM				0/2	2							
Totals.....	32-58	10-18	5-9	9/29	38	13	79	23	10	5	5	200
SEMO (0-8)	FG	3P	FT	O/D	REB	F	PTS	A	TO	B	S	M
Joel Angus III, f	2-8	0-0	0-0	1/3	4	0	4	1	0	0	0	21
Trey Kellum, f	2-6	0-0	0-0	4/2	6	3	4	1	2	0	0	28
Isiah Jones, g	5-13	2-8	0-0	1/2	3	1	12	1	3	0	1	29
Eric McGill, g	3-8	0-3	2-4	1/2	3	1	8	1	0	0	2	33
Antonius Cleveland, g	3-16	0-1	2-4	4/6	10	2	8	1	3	0	1	28
Jaylin Stewart	1-3	1-2	0-0	0/0	0	1	3	0	0	0	1	9
Tony Anderson	0-1	0-0	0-0	0/1	1	1	0	0	0	0	0	8
Robby Dosier	0-0	0-0	0-0	0/1	1	0	0	0	0	0	0	2
Marcus Wallace	2-6	0-2	0-0	2/1	3	0	4	1	1	0	0	19
Kyle Gullett	1-2	0-1	0-0	2/0	2	1	2	0	0	0	0	9
Ladarius Coleman	3-6	0-0	1-2	1/0	1	1	7	0	1	0	0	14
TEAM				3/1	4							
Totals.....	22-69	3-17	5-10	19/19	38	11	52	6	10	0	5	200
By Periods	1	2	Final									
Bowling Green	35	44	79									
Southeast Missouri	22	30	52									
FG Percentage: BGSU 55.2, SEMO 31.9 3-Point FG Percentage: BGSU 55.6, SEMO 17.6												
FT Percentage: BGSU 55.6, SEMO 50.0 Attendance: 1,325												

Southeast Missouri State

REDHAWKS

2015-16 BOX SCORES

GAME #13 - Belmont 92, Southeast Missouri 82													
December 31, 2015 • Show Me Center • Cape Girardeau, Mo.													
<u>BEL (9-6, 1-0 OVC)</u>	<u>FG</u>	<u>3P</u>	<u>FT</u>	<u>O/D</u>	<u>REB</u>	<u>F</u>	<u>PTS</u>	<u>A</u>	<u>TO</u>	<u>B</u>	<u>S</u>	<u>M</u>	
Amanze Egekeze, f	1-4	0-2	2-2	0/0	0	3	4	1	1	1	0	11	
Evan Bradds, f	4-5	0-0	5-6	3/11	14	2	13	0	1	0	2	32	
Austin Luke, g	2-2	2-2	2-2	0/2	2	2	8	7	7	0	2	26	
Taylor Barnette, g	5-16	5-14	5-6	2/1	3	2	20	6	0	1	1	34	
Craig Bradshaw, g	9-18	7-13	3-5	2/5	7	2	28	6	2	0	1	35	
Nick Smith	3-6	3-6	0-0	0/3	3	1	9	1	1	0	0	10	
Dylan Windler	1-3	0-1	0-1	1/5	6	2	2	1	0	3	0	24	
Burton Sampson	0-0	0-0	0-0	0/0	0	1	0	0	0	0	0	2	
Mack Mercer	2-2	0-0	4-4	0/2	2	2	8	0	1	0	0	16	
Kevin McClain	0-2	0-1	0-0	1/0	1	0	0	1	1	0	0	8	
Tyler Hadden	0-0	0-0	0-0	0/0	0	0	0	0	0	0	0	2	
TEAM													
Totals.....	27-58	17-39	21-26	9/29	38	17	92	23	14	5	6	200	
<u>SEMO (2-11, 0-1 OVC)</u>	<u>FG</u>	<u>3P</u>	<u>FT</u>	<u>O/D</u>	<u>REB</u>	<u>F</u>	<u>PTS</u>	<u>A</u>	<u>TO</u>	<u>B</u>	<u>S</u>	<u>M</u>	
Joel Angus III, f	4-9	0-0	1-2	3/2	5	2	9	1	2	0	1	30	
Trey Kellum, f	3-7	0-0	4-6	2/4	6	4	10	0	2	0	0	17	
Isiah Jones, g	6-14	5-9	3-4	1/5	6	4	20	4	2	1	2	30	
Eric McGill, g	5-12	3-6	2-2	2/0	2	2	15	0	0	0	1	31	
Antonius Cleveland, g	3-11	0-0	7-8	5/6	11	3	13	3	3	0	2	32	
Jaylin Stewart	0-1	0-0	0-0	0/1	1	2	0	0	0	0	0	8	
Tony Anderson	3-6	0-1	1-2	0/1	1	3	7	1	1	0	0	17	
Robby Dosier	0-0	0-0	0-0	0/1	1	0	0	0	0	0	0	1	
Jamaal Calvin	2-4	2-3	0-0	0/4	4	2	6	3	1	0	1	22	
Kyle Gullett	1-1	0-0	0-0	0/1	1	1	2	1	2	0	0	12	
TEAM				1/1	2								
Totals.....	27-65	10-19	18-24	14/26	40	23	82	13	13	1	7	200	
<u>By Periods</u>	<u>1</u>	<u>2</u>	<u>Final</u>										
Belmont	47	45	92										
Southeast Missouri	44	38	82										
FG Percentage: BEL 46.6, SEMO 41.5 3-Point FG Percentage: BEL 43.6, SEMO 52.6													
FT Percentage: BEL 80.8, SEMO 75.0 Attendance: 1,135													

GAME #15 - Morehead State 96, Southeast Missouri 69													
January 7, 2016 • Johnson Arena • Morehead, Ky.													
<u>SEMO (2-13, 0-3 OVC)</u>	<u>FG</u>	<u>3P</u>	<u>FT</u>	<u>O/D</u>	<u>REB</u>	<u>F</u>	<u>PTS</u>	<u>A</u>	<u>TO</u>	<u>B</u>	<u>S</u>	<u>M</u>	
Isiah Jones, g	4-9	3-6	4-4	1/2	3	2	15	4	3	0	1	26	
Eric McGill, g	2-5	1-4	0-1	0/2	2	0	5	1	1	0	2	29	
Antonius Cleveland, g	4-13	0-0	5-5	3/4	7	0	13	2	7	1	3	30	
Joel Angus III, f	4-8	0-0	4-4	3/1	4	2	12	1	4	1	0	29	
Trey Kellum, f	1-4	0-0	0-1	2/2	4	3	2	0	1	0	0	20	
Jaylin Stewart	1-1	0-0	0-0	1/1	2	0	2	1	1	1	0	11	
Tony Anderson	4-8	0-1	2-4	3/3	6	0	10	1	0	1	0	20	
Jamaal Calvin	2-9	2-6	4-4	1/3	4	1	10	3	2	0	0	28	
Kyle Gullett	0-1	0-0	0-0	1/0	1	0	0	1	0	0	0	7	
Totals.....	22-58	6-17	19-23	15/18	33	8	69	14	19	4	6	200	
<u>MOR (7-7, 1-1 OVC)</u>	<u>FG</u>	<u>3P</u>	<u>FT</u>	<u>O/D</u>	<u>REB</u>	<u>F</u>	<u>PTS</u>	<u>A</u>	<u>TO</u>	<u>B</u>	<u>S</u>	<u>M</u>	
Corban Collins, *	4-6	3-3	0-0	0/3	3	0	11	6	1	0	0	25	
Miguel Dient, *	4-6	2-2	0-0	0/0	0	1	10	2	1	0	1	18	
Anthony Elechi, *	2-4	0-0	2-2	1/4	5	4	6	1	0	0	1	18	
DeJuan Marrero, *	6-8	0-0	0-0	0/2	2	2	12	5	0	1	2	21	
Brent Arrington, *	8-11	4-5	1-2	2/3	5	1	21	5	2	0	6	30	
Malik Maitland	0-3	0-1	0-0	0/0	0	3	0	2	1	0	1	13	
Ty'Quan Bitting	2-2	0-0	0-0	0/1	1	2	4	0	0	0	0	5	
Lamontray Harris	4-7	0-1	0-0	2/3	5	0	8	1	0	0	0	13	
Jared Ravenscraft	0-0	0-0	0-0	0/0	0	0	0	0	1	0	0	2	
Wes Noble	0-3	0-2	0-0	1/1	2	0	0	3	1	0	0	5	
Xavier Moon	2-8	0-3	0-0	2/0	2	2	4	3	0	0	2	16	
Treshaad Williams	5-6	0-0	0-0	1/1	2	1	10	0	1	0	0	11	
Ronnye Beamon	3-6	1-1	0-0	1/2	3	1	7	1	1	0	0	10	
Lyonell Gaines	1-5	0-0	1-2	3/2	5	1	3	0	1	1	1	13	
TEAM				2/2	4								
Totals.....	41-75	10-18	4-6	15/24	39	18	96	29	10	2	14	200	
<u>By Periods</u>	<u>1</u>	<u>2</u>	<u>Final</u>										
Southeast Missouri	31	38	69										
Morehead State	46	50	96										
FG Percentage: SEMO 37.9, MOR 54.7 3-Point FG Percentage: SEMO 35.3, MOR 55.6													
FT Percentage: SEMO 82.6, MOR 66.7 Attendance: 2,010													

GAME #17 - Jacksonville State 74, Southeast Missouri 60													
January 13, 2016 • Show Me Center • Cape Girardeau, Mo.													
<u>JSU (6-14, 2-3 OVC)</u>	<u>FG</u>	<u>3P</u>	<u>FT</u>	<u>O/D</u>	<u>REB</u>	<u>F</u>	<u>PTS</u>	<u>A</u>	<u>TO</u>	<u>B</u>	<u>S</u>	<u>M</u>	
Jared Hamilton, f	3-6	0-0	1-4	3/5	8	1	7	0	1	0	0	23	
Christian Cunningham, f	1-3	0-0	1-3	1/4	5	5	3	0	1	0	0	14	
Gregg Tucker, g	5-11	2-6	3-4	1/2	3	0	15	3	1	0	2	30	
JaQuail Townser, g	4-8	3-6	2-2	0/4	4	3	13	1	1	0	1	24	
Malcolm Drumwright, g	5-8	1-4	0-0	1/1	2	1	11	7	0	1	0	31	
DelFincko Bogan	2-2	1-1	2-2	0/1	1	1	7	2	3	0	1	12	
Erik Durham	3-9	1-6	0-0	2/3	5	3	7	0	0	0	0	24	
Jeremy Watson	1-3	0-0	0-0	0/3	3	2	2	1	2	0	1	28	
Andre Statam	4-5	1-2	0-0	0/2	2	1	9	0	0	0	0	14	
TEAM				0/2	2								
Totals.....	28-55	9-25	9-15	8/27	35	17	74	14	9	1	5	200	
<u>SEMO (2-15, 0-5 OVC)</u>	<u>FG</u>	<u>3P</u>	<u>FT</u>	<u>O/D</u>	<u>REB</u>	<u>F</u>	<u>PTS</u>	<u>A</u>	<u>TO</u>	<u>B</u>	<u>S</u>	<u>M</u>	
Joel Angus III, f	6-8	0-0	4-7	1/3	4	2	16	0	3	0	0	29	
Trey Kellum, f	3-6	0-0	2-5	1/7	8	4	8	0	1	0	0	18	
Kyle Gullett, f	1-3	1-3	0-0	0/2	2	1	3	0	0	0	0	31	
Isiah Jones, g	4-11	0-4	1-1	1/0	1	3	9	7	3	0	2	36	
Jamaal Calvin, g	0-6	0-3	0-0	0/3	3	3	0	2	0	0	0	24	
Jaylin Stewart	0-2	0-2	0-0	0/0	0	3	0	0	0	0	0	8	
Tony Anderson	5-6	1-1	6-6	1/4	5	0	17	0	0	0	0	22	
Eric McGill	2-7	2-2	1-2	0/2	2	1	7	0	3	0	1	32	
TEAM				1/1	2								
Totals.....	21-49	4-15	14-21	5/22	27	17	60	9	10	0	3	200	
<u>By Periods</u>	<u>1</u>	<u>2</u>	<u>Final</u>										
Jacksonville State	38	36	74										
Southeast Missouri	23	37	60										
FG Percentage: JSU 50.9, SEMO 42.9 3-Point FG Percentage: JSU 36.0, SEMO 26.7													
FT Percentage: JSU 60.0, SEMO 66.7 Attendance: 1,275													

GAME #19 - Southeast Missouri 84, Hannibal-LaGrange 61													
January 19, 2016 • Show Me Center • Cape Girardeau, Mo.													
HLG (3-12)	FG	3P	FT	O/D	REB	F	PTS	A	TO	B	S	M	
Greg Nicoll, f	4-6	1-2	0-0	2/1	3	1	9	3	3	0	1	27	
Brandon Ewchenbach, c	2-6	0-1	0-0	2/1	3	1	4	1	0	0	0	24	
De'Shawn Terrell, g	7-14	4-7	1-1	1/1	2	2	19	3	3	0	0	35	
D'Avonte Garland, g	3-9	2-6	0-0	0/1	1	3	8	2	2	0	0	23	
Tim Pace, g	7-11	1-2	0-0	1/3	4	1	15	2	1	0	0	28	
Adam Ingle	0-2	0-2	0-0	0/0	0	0	0	1	0	0	0	5	
Jordan Hickman	0-0	0-0	0-0	0/1	1	1	0	1	1	0	1	8	
Wyatt Stephens	0-1	0-0	0-0	0/3	3	1	0	0	1	0	0	11	
Joe Reed	1-1	0-0	0-0	0/1	1	2	2	0	1	0	0	7	
Tyler Hill	0-2	0-0	0-0	0/3	3	1	0	0	0	0	0	9	
Stephen Campbell	1-3	0-1	0-0	0/2	2	1	2	0	1	0	0	8	
Izack Hively	1-2	0-0	0-0	0/2	2	2	2	2	0	0	0	15	
TEAM				2/0	2								
Totals.....	26-57	8-21	1-1	8/19	27	16	61	15	13	0	2	200	
SEMO (3-16)	FG	3P	FT	O/D	REB	F	PTS	A	TO	B	S	M	
Joel Angus III, f	2-8	0-0	1-4	4/4	8	1	5	8	1	1	1	28	
Trey Kellum, f	8-11	0-0	7-12	1/3	4	3	23	0	1	1	0	27	
Kyle Gullett, f	1-1	0-0	0-0	1/2	3	2	2	1	0	0	0	22	
Isiah Jones, g	6-10	2-4	0-0	0/3	3	2	14	5	2	0	3	32	
Jamaal Calvin, g	5-9	4-6	2-2	1/4	5	1	16	2	1	0	2	34	
Jaylin Stewart	1-1	1-1	0-1	0/2	2	1	3	0	1	0	0	7	
Tony Anderson	2-4	1-2	2-2	0/1	1	1	7	2	1	0	0	13	
Eric McGill	5-9	3-6	0-0	2/4	6	0	13	1	0	0	2	31	
Robby Dosier	0-1	0-1	1-2	0/0	0	0	1	1	0	0	0	6	
TEAM													
Totals.....	30-54	11-20	13-23	9/23	32	11	84	20	7	2	8	200	
By Periods	1	2	Final										
Hannibal-LaGrange	37	24	61										
Southeast Missouri	36	48	84										
FG Percentage: HLG 45.6, SEMO 55.6 3-Point FG Percentage: HLG 38.1, SEMO 55.0													
FT Percentage: HLG 1.00, SEMO 56.5 Attendance: 625													

GAME #20 - Southeast Missouri 68, UT Martin 60													
January 24, 2016 • Show Me Center • Cape Girardeau, Mo.													
UTM (10-11, 2-4 OVC)	FG	3P	FT	O/D	REB	F	PTS	A	TO	B	S	M	
Kedar Edwards, f	7-15	0-4	4-5	5/9	14	4	18	2	5	0	4	37	
Tymond Howard, f	2-12	0-3	1-2	0/7	7	4	5	2	3	0	0	36	
Myles Taylor, f	1-3	0-0	3-4	4/3	7	5	5	1	2	0	2	33	
Richard Lee, g	0-3	0-2	0-0	0/1	1	0	0	0	1	0	1	14	
Alex Anderson, g	5-16	4-14	2-3	1/2	3	0	16	3	1	0	1	39	
Jacoby Mobley	0-3	0-2	2-2	0/1	1	3	2	2	3	0	1	24	
Chandler Rowe	0-1	0-0	0-0	1/0	1	0	0	0	1	0	0	2	
Fatodd Lewis	0-1	0-0	0-0	0/1	1	0	0	0	0	0	0	3	
Javier Martinez	4-5	0-0	0-1	3/1	4	1	8	1	1	0	1	12	
Jalen Variste	3-6	0-1	0-0	0/4	4	4	6	1	1	0	1	25	
TEAM				3/1	4								
Totals.....	22-65	4-26	12-17	17/30	47	21	60	12	18	0	11	225	
SEMO (4-16, 1-6 OVC)	FG	3P	FT	O/D	REB	F	PTS	A	TO	B	S	M	
Joel Angus III, f	7-9	0-0	4-5	3/5	8	3	18	1	3	1	1	40-	
Trey Kellum, f	3-11	0-0	5-6	6/9	15	3	11	1	2	0	0	30	
Isiah Jones, g	3-9	3-7	0-0	0/3	3	2	9	2	4	0	0	28	
Antonius Cleveland, g	7-17	1-2	5-11	5/6	11	3	20	2	4	0	4	39	
Jamaal Calvin, g	1-6	0-4	2-2	2/1	3	2	4	3	3	0	2	38	
Jaylin Stewart	0-1	0-1	0-0	0/2	2	0	0	0	0	0	0	4	
Tony Anderson	1-2	0-0	0-0	0/1	1	1	2	0	1	1	0	14	
Eric McGill	2-9	0-6	0-0	0/2	2	3	4	3	1	0	2	32	
TEAM				0/1	1								
Totals.....	24-64	4-20	16-24	16/30	46	17	68	12	18	2	11	225	
By Periods	1	2	QT	Final									
UT Martin	15	40	5	60									
Southeast Missouri	32	23	13	68									
FG Percentage: UTM 33.8, SEMO 37.5 3-Point FG Percentage: UTM 15.4, SEMO 20.0													
FT Percentage: UTM 70.6, SEMO 66.7 Attendance: 1,246													

Southeast Missouri State REDHAWKS

2015-16 BOX SCORES

GAME #21 - Southeast Missouri 58, SIU Edwardsville 51													
January 28, 2016 • Vadalabene Center • Edwardsville, Ill.													
SEMO (5-16, 2-6 OVC)	FG	3P	FT	O/D	REB	E	PTS	A	TO	B	S	M	
Isiah Jones, g	2-6	1-4	2-2	1/3	4	3	7	3	1	0	3	35	
Antonius Cleveland, g	5-13	0-1	0-0	2/2	4	5	10	1	0	0	1	27	
Joel Angus III, f	1-7	0-0	6-6	1/3	4	3	8	0	2	3	0	36	
Jamaal Calvin, g	3-8	2-6	7-9	2/6	8	1	15	0	0	0	1	31	
Trey Kellum, f	3-12	0-0	8-11	4/3	7	4	14	1	5	0	0	29	
Jaylin Stewart	0-2	0-2	0-0	0/1	1	1	0	0	0	0	0	3	
Tony Anderson	1-3	0-0	0-0	1/2	3	3	2	0	1	0	0	11	
Eric McGill	1-5	0-2	0-0	0/6	6	2	2	1	1	0	0	28	
TEAM				2/4	6								
Totals	16-56	3-15	23-28	13/30	43	22	58	6	10	3	5	200	
SIUE (4-17, 1-8 OVC)	FG	3P	FT	O/D	REB	E	PTS	A	TO	B	S	M	
Burak Eslik, *	3-9	2-5	8-9	0/5	5	2	16	1	1	0	1	36	
C.J. Carr, *	2-8	0-2	0-0	0/2	2	1	4	1	1	0	0	29	
Carlos Anderson, *	2-7	1-4	3-4	0/3	3	4	8	2	5	0	0	18	
Yemi Makanjuola, *	0-2	0-0	0-0	2/3	5	5	0	0	2	1	0	26	
Keenan Simmons, *	5-8	0-0	0-0	1/1	2	4	10	0	0	1	1	22	
Michael Chandler	0-0	0-0	0-1	0/5	5	4	0	0	0	8	0	15	
Devin Thornton	0-2	0-1	2-2	0/1	1	0	2	0	0	0	0	2	
Jake Newton	1-6	1-4	1-2	1/1	2	3	4	2	2	0	0	19	
Josh White	2-5	1-4	0-2	0/2	2	1	5	2	2	0	0	14	
Connor Wheeler	0-0	0-0	0-0	1/0	1	0	0	0	1	0	0	2	
Jalen Henry	1-2	0-0	0-0	1/2	3	2	2	0	2	0	0	17	
TEAM				3/3	6								
Totals	16-49	5-20	14-20	9/28	37	26	51	8	16	10	2	200	
By Periods	1	2	Final										
Southeast Missouri	20	38	58										
SIU Edwardsville	22	29	51										
FG Percentage: SEMO 28.6, SIUE 32.7 3-Point FG Percentage: SEMO 20.0, SIUE 25.0													
FT Percentage: SEMO 82.1, SIUE 70.0 Attendance: 1,775													

GAME #22 - Austin Peay 86, Southeast Missouri 80													
January 30, 2016 • Show Me Center • Cape Girardeau, Mo.													
APSU (10-14, 3-6 OVC)	FG	3P	FT	O/D	REB	E	PTS	A	TO	B	S	M	
Kenny Jones, f	6-12	0-0	0-0	2/6	8	1	12	1	1	0	0	24	
Chris Horton, c	5-7	0-0	5-6	2/7	9	0	15	3	1	2	2	38	
Josh Robinson, g	9-16	7-12	5-7	0/5	5	1	30	2	4	0	0	36	
Khalil Davis, g	6-9	0-2	6-6	1/2	3	2	18	5	1	0	4	36	
Zach Glotta, g	1-3	1-2	0-0	0/1	1	3	3	2	2	0	0	26	
Assane Diop	0-2	0-0	0-0	0/2	2	1	0	1	1	0	0	5	
Jared Savage	2-5	0-2	2-2	1/3	4	5	6	0	1	1	0	18	
Chris Porter-Bunton	0-0	0-0	1-2	0/0	0	1	1	0	1	0	0	3	
Tre' Ivory	0-1	0-0	1-2	0/0	0	1	1	5	0	0	2	14	
TEAM													
Totals	29-55	8-18	20-25	6/26	32	15	86	19	12	3	8	200	
SEMO (5-17, 2-7 OVC)	FG	3P	FT	O/D	REB	E	PTS	A	TO	B	S	M	
Joel Angus III, f	4-6	0-0	1-1	1/1	2	4	9	1	1	0	0	17	
Trey Kellum, f	6-10	0-0	3-3	2/7	9	4	15	2	3	1	0	29	
Isiah Jones, g	7-11	4-8	0-1	0/1	1	4	18	3	3	0	1	25	
Antonius Cleveland, g	5-11	1-2	4-6	2/2	4	4	15	1	1	0	0	25	
Jamaal Calvin, g	3-8	3-7	0-0	1/5	6	4	9	7	1	0	0	35	
Jaylin Stewart	1-3	0-2	1-2	1/2	3	1	3	0	0	0	2	18	
Tony Anderson	0-1	0-0	2-2	0/0	0	0	2	0	1	0	0	10	
Eric McGill	4-10	0-3	1-2	2/4	6	1	9	4	3	0	2	30	
Kyle Gullett	0-1	0-1	0-0	0/1	1	0	0	3	0	0	0	11	
TEAM				1/0	1								
Totals	30-61	8-23	12-17	10/23	33	22	80	21	13	1	5	200	
By Periods	1	2	Final										
Austin Peay	34	52	86										
Southeast Missouri	30	50	80										
FG Percentage: APSU 52.7, SEMO 49.2 3-Point FG Percentage: APSU 44.4, SEMO 34.8													
FT Percentage: APSU 80.0, SEMO 70.6 Attendance: 2,615													

GAME #23 - Murray State 78, Southeast Missouri 72													
February 4, 2016 • Show Me Center • Cape Girardeau, Mo.													
MUR (12-11, 6-4 OVC)	FG	3P	FT	O/D	REB	E	PTS	A	TO	B	S	M	
Wayne Langston, f	5-6	0-0	2-2	0/4	4	0	12	5	1	0	0	39	
Jeffery Moss, f	9-14	7-11	1-3	1/6	7	3	26	1	1	0	1	39	
Gee McGhee, f	4-7	2-5	0-0	0/2	2	1	10	2	2	0	1	31	
Bryce Jones, g	4-10	0-4	2-2	0/7	7	3	10	5	2	1	2	33	
Damarcus Croaker, g	4-7	1-2	1-2	2/1	3	1	10	2	2	1	1	27	
Chad Culbreath	2-2	1-1	0-0	0/1	1	1	5	2	1	0	0	7	
Charles Brown	1-1	0-0	0-0	0/0	0	3	2	0	2	0	0	2	
Justin Seymour	1-5	1-4	0-0	0/3	3	3	3	1	2	0	1	22	
TEAM				1/0	1					1			
Totals	30-52	12-27	6-9	4/24	28	15	78	18	14	2	6	200	
SEMO (5-18, 2-8 OVC)	FG	3P	FT	O/D	REB	E	PTS	A	TO	B	S	M	
Joel Angus III, f	0-3	0-0	7-9	0/1	1	0	7	2	0	0	0	26	
Trey Kellum, f	5-9	0-0	1-1	0/5	5	4	11	1	4	0	0	31	
Isiah Jones, g	1-3	1-3	0-0	0/4	4	4	3	3	3	0	1	26	
Antonius Cleveland, g	11-17	0-2	0-0	2/5	7	1	22	1	0	1	2	37	
Jamaal Calvin, g	2-6	1-4	4-4	1/3	4	4	9	4	3	0	2	34	
Jaylin Stewart	0-1	0-1	0-0	0/0	0	0	0	0	0	0	0	5	
Tony Anderson	0-3	0-0	0-0	0/0	0	0	0	0	1	0	0	8	
Eric McGill	7-11	6-6	0-0	0/1	1	1	20	1	2	0	1	33	
Kyle Gullett	0-0	0-0	0-0	0/0	0	0	0	0	0	0	0	0+	
TEAM				2/1	3								
Totals	26-53	8-16	12-14	5/20	25	14	72	12	13	1	6	200	
By Periods	1	2	Final										
Murray State	40	38	78										
Southeast Missouri	32	40	72										
FG Percentage: MUR 57.7, SEMO 49.1 3-Point FG Percentage: MUR 44.4, SEMO 55.0													
FT Percentage: MUR 66.7, SEMO 85.7 Attendance: 2,332													

GAME #24 - Eastern Illinois 78, Southeast Missouri 69													
February 6, 2016 • Lantz Arena • Charleston, Ill.													
SEMO (5-19, 2-9 OVC)	FG	3P	FT	O/D	REB	E	PTS	A	TO	B	S	M	
Joel Angus III, f	4-5	0-0	0-1	5/3	8	3	8	1	3	0	0	19	
Trey Kellum, f	3-7	0-0	3-6	0/6	6	5	9	2	2	0	1	21	
Isiah Jones, g	3-7	0-4	4-4	1/4	5	0	10	2	1	0	2	30	
Antonius Cleveland, g	6-16	1-4	2-4	4/6	10	4	15	2	3	3	2	34	
Jamaal Calvin, g	2-7	2-7	2-2	2/4	6	0	8	3	2	0	2	36	
Jaylin Stewart	2-4	0-1	0-0	1/0	1	3	4	0	0	0	0	7	
Tony Anderson	1-4	0-1	2-2	0/0	0	1	4	0	1	0	0	13	
Eric McGill	2-9	1-6	3-5	0/2	2	1	8	1	0	0	1	31	
Kyle Gullett	1-2	1-2	0-0	0/0	0	0	3	0	1	1	0	9	
TEAM				1/0	1								
Totals.....	24-61	5-25	16-24	14/25	39	17	69	11	13	4	8	200	
EIU (11-13, 7-4 OVC)	FG	3P	FT	O/D	REB	E	PTS	A	TO	B	S	M	
Trae Anderson, f	12-17	1-1	2-2	3/9	12	5	27	4	4	0	1	26	
Joe Kuligowski, f	0-0	0-0	0-0	0/2	2	1	0	2	1	0	0	13	
Demetrius McReynolds, g	5-13	2-5	4-5	2/9	11	2	16	1	3	0	2	35	
Cornell Johnston, g	4-10	3-7	0-0	0/1	1	2	11	7	2	0	2	40	
Casey Teson, g	1-5	1-5	0-0	0/0	0	2	3	0	0	0	0	15	
A.J. Riley	2-8	0-1	1-4	2/0	2	1	5	2	2	0	1	15	
Luke Norman	0-0	0-0	2-2	0/2	2	0	2	0	0	0	0	18	
Anthony Johnson	0-2	0-1	0-0	0/1	1	2	0	0	0	0	0	7	
Marshawn Blackmon	0-0	0-0	0-0	0/0	0	0	0	0	0	0	0	1	
Patrick Muldoon	3-5	0-0	0-0	0/1	1	1	6	0	2	1	1	14	
Luke Piotrowski	3-3	0-0	2-2	3/3	6	1	8	0	0	2	0	16	
TEAM													
Totals.....	30-63	7-20	11-15	10/28	38	17	78	16	14	3	7	200	
By Periods	1	2	Final										
Southeast Missouri	42	27	69										
Eastern Illinois	40	38	78										
FG Percentage: SEMO 39.3, EIU 47.6 3-Point FG Percentage: SEMO 20.0, EIU 35.0													
FT Percentage: SEMO 66.7, EIU 73.3 Attendance: 1,317													

Southeast Missouri State REDHAWKS

2015-16 BOX SCORES

GAME #29 - Austin Peay 83, Southeast Missouri 75

February 27, 2016 • Dunn Center • Clarksville, Tenn.

SEMO (5-24, 2-14 OVC)	FG	3P	FT	Q/D	REB	E	PTS	A	TO	B	S	M
Isiah Jones, g	4-9	3-5	2-2	0/4	4	4	13	3	6	0	3	34
Antonius Cleveland, g	10-18	1-3	3-4	0/3	3	2	24	4	0	0	2	37
Joel Angus III, f	8-10	0-0	3-3	2/6	8	4	19	1	1	0	3	35
Jamaal Calvin, g	0-6	0-5	1-2	0/1	1	3	1	1	2	0	1	34
Trey Kellum, f	3-4	0-0	4-6	2/0	2	3	10	0	2	0	1	18
Jaylin Stewart	1-3	0-0	1-2	0/2	2	1	3	0	0	0	0	8
Tony Anderson	2-6	1-3	0-0	0/2	2	1	5	0	2	0	0	19
Eric McGill	0-2	0-0	0-0	0/0	0	3	0	1	3	0	0	15
Robby Dosier	0-0	0-0	0-0	0/0	0	0	0	0	0	0	0	0+
TEAM				3/2	5							
Totals	28-58	5-16	14-19	7/20	27	21	75	10	16	0	10	200
APSU (14-17, 7-9 OVC)	FG	3P	FT	Q/D	REB	E	PTS	A	TO	B	S	M
Kenny Jones, f	5-7	0-0	0-0	4/4	8	3	10	2	3	0	0	21
Josh Robinson, g	6-13	0-4	6-9	0/4	4	0	18	5	6	0	0	37
Khalil Davis, g	3-10	2-3	2-4	1/2	3	4	10	4	1	0	3	37
Assane Diop, g	1-1	0-0	0-0	1/0	1	3	2	0	0	0	0	3
Jared Savage, f	3-6	2-5	0-0	0/4	4	1	8	1	0	0	3	24
Chris Porter-Bunton	5-7	1-1	3-4	1/1	2	3	14	0	1	0	0	20
Chris Horton	7-13	0-0	3-4	2/7	9	2	17	0	4	1	2	36
Tre' Ivory	0-0	0-0	0-0	0/0	0	1	0	0	2	0	0	7
Steve Harris	1-1	0-0	0-0	1/0	1	1	2	0	0	0	0	5
Zach Glotta	0-0	0-0	2-2	0/0	0	0	2	3	0	0	0	10
TEAM				1/2	3							
Totals	31-58	5-13	16-23	11/24	35	18	83	15	17	1	8	200
By Periods	1	2	Final									
Southeast Missouri	42	33	75									
Austin Peay	38	45	83									

FG Percentage: SEMO 48.3, APSU 53.4 3-Point FG Percentage: SEMO 31.3, APSU 38.5

FT Percentage: SEMO 73.7, APSU 69.6 Attendance: 3,109



2016-17 OPPONENTS

Southeast Missouri State

REDHAWKS

2016-17 OPPONENTS

ILLINOIS

FIGHTING ILLINI

Nov. 11 / 8 p.m., CT
Champaign, Ill.
Big Ten Network



Location.....	Urbana-Champaign, Ill.
Founded.....	1867
Enrollment.....	44,880
Colors.....	Orange & Blue
Nickname.....	Fighting Illini
Conference.....	Big Ten
Arena.....	State Farm Center (15,544)
President.....	Timothy L. Killeen
Athletics Director.....	Josh Whitman
Media Relations.....	Derrick Burson
Office Phone.....	(217) 333-0933
Cell Phone.....	(217) 766-7315
Email.....	burson@illinois.edu
Fax.....	N/A
Press Row.....	(217) 333-1227
Website.....	FightingIllini.com
Head Coach.....	John Groce
Alma Mater.....	Taylor University, 1994
Career Record.....	162-117
School Record (Yrs.).....	77-61 (4)
2015-16 Record.....	15-19
Conference Record/Finish.....	5-13/12th
Starters Returning/Lost.....	4/1
Lettermen Returning/Lost.....	12/3

FIGHTINGILLINI.COM

WESTERN ILLINOIS

LEATHERNECKS

Nov. 16 / 7 p.m., CT
Macomb, Ill.



Location.....	Macomb, Ill.
Founded.....	1899
Enrollment.....	10,373
Colors.....	Purple & Gold
Nickname.....	Fighting Leathernecks
Conference.....	The Summit League
Arena.....	Western Hall (5,139)
President.....	Dr. Jack Thomas
Athletics Director.....	Matt Tanney, J.D.
Media Relations.....	Kyle Bradt
Office Phone.....	(309) 298-1133
Cell Phone.....	N/A
Email.....	ka-bradt2@wiu.edu
Fax.....	N/A
Press Row.....	N/A
Website.....	GoLeathernecks.com
Head Coach.....	Billy Wright
Alma Mater.....	Bradley, 1996
Career Record.....	18-40
School Record (Yrs.).....	18-40 (2)
2015-16 Record.....	10-17
Conference Record/Finish.....	3-13
Starters Returning/Lost.....	N/A
Lettermen Returning/Lost.....	N/A

GOLEATHERNECKS.COM

ILLINOIS SCHEDULE

November	
11	Southeast Missouri
13	Northern Kentucky
15	McKendree
18	Detroit
21	Winthrop
24	West Virginia
25	Florida State/Temple
29	North Carolina State
December	
3	vs. VCU
6	IUPUI
10	Central Michigan
17	vs. BYU
21	vs. Missouri
27	at Maryland
January	
1	Ohio State
7	at Indiana
11	Michigan
14	Maryland
17	at Purdue
21	at Michigan
25	Iowa
28	at Penn State
31	Wisconsin
February	
4	Minnesota
7	at Northwestern
11	Penn State
18	at Iowa
21	Northwestern
26	at Nebraska
March	
1	Michigan State
4	at Rutgers
8-12	Big Ten Tournament

HANNIBAL-LAGRANGE

TROJANS

Nov. 13 / 2 p.m., CT
Cape Girardeau, Mo.



Location.....	Hannibal, Mo.
Founded.....	1858
Enrollment.....	1,191
Colors.....	Scarlet & Blue
Nickname.....	Trojans
Conference.....	American Midwest
Arena.....	Mabee Sports Complex
President.....	Dr. Anthony Allen
Athletics Director.....	Jason Nichols
Media Relations.....	Jason Farr
Office Phone.....	(573) 629-3227
Cell Phone.....	N/A
Email.....	jason.farr@hlg.edu
Fax.....	(573) 221-9424
Press Row.....	(573) 629-3210
Website.....	HLGTrojans.com
Head Coach.....	Jason Durst
Alma Mater.....	Culver-Stockton
Career Record.....	102-217
School Record (Yrs.).....	102-217 (11)
2015-16 Record.....	5-21
Conference Record.....	4-18
Starters Returning/Lost.....	N/A
Lettermen Returning/Lost.....	N/A

HLGTROJANS.COM

HANNIBAL-LAGRANGE SCHEDULE

November	
4	Saint Ambrose
5	at Missouri Valley College
8	Culver-Stockton
13	at Southeast Missouri
15	at Culver-Stockton
17	Saint Louis College of Pharmacy
19	at Quincy
22	at Truman State
25	at Lindenwood
December	
1	at Williams Baptist
3	at Freed-Hardeman
10	at Columbia College
13	William Woods
29	Harris-Stowe
31	Lindenwood-Belleville
January	
3	at Missouri Baptist
5	at Lyon College
7	at Central Baptist College
14	Park University
19	at Saint Louis College of Pharmacy
26	Williams Baptist
28	Freed-Hardeman
February	
2	at William Woods
4	Columbia College
9	at Harris-Stowe
11	at Lindenwood-Belleville
14	Missouri Baptist
16	Lyon College
18	Central Baptist College
25	at Park University

UT RIO GRANDE VALLEY

VAQUEROS

Nov. 22 / 6:30 p.m., CT
Cape Girardeau, Mo.



Location.....	Edinburg, Texas
Founded.....	2015
Enrollment.....	29,000
Colors.....	Kelly Green, Navy Blue & Orange
Nickname.....	Vaqueros
Conference.....	Western Athletic
Arena.....	UTRGV Fieldhouse (2,500)
President.....	Dr. Guy Bailey
Athletics Director.....	Chris King
Media Relations.....	Jonah Goldberg
Office Phone.....	(956) 665-2240
Cell Phone.....	(516) 659-1177
Email.....	jonah.goldberg@utrgv.edu
Fax.....	(956) 665-2261
Press Row.....	N/A
Website.....	GoUTRGV.com
Head Coach.....	Dan Hipsher
Alma Mater.....	Bowling Green, 1977
Career Record.....	265-248
School Record (Yrs.).....	27-66 (3)
2015-16 Record.....	8-22
Conference Record.....	4-10
Starters Returning/Lost.....	N/A
Lettermen Returning/Lost.....	N/A

GOUTRGV.COM

CENTRAL ARKANSAS

BEARS

Dec. 1 / 6:30 p.m., CT
Cape Girardeau, Mo.



Location.....	Conway, Ark.
Founded.....	1907
Enrollment.....	11,900
Colors.....	Purple & Gray
Nickname.....	Bears
Conference.....	Southland
Arena.....	Farris Center (5,000)
President.....	Tom Courtway
Athletics Director.....	Dr. Brad Teague
Media Relations.....	Steve East
Office Phone.....	(501) 450-5743
Cell Phone.....	(501) 339-8215
Email.....	seast@uca.edu
Fax.....	(501) 450-3150
Press Row.....	(501) 852-2673
Website.....	UCASports.com
Head Coach.....	Russ Pennell
Alma Mater.....	Central Arkansas, 1984
Career Record.....	121-121
School Record (Yrs.).....	9-48 (2)
2015-16 Record.....	7-21
Conference Record.....	6-12
Starters Returning/Lost.....	N/A
Lettermen Returning/Lost.....	N/A

UCASPORTS.COM

UTRGV SCHEDULE

November	
13	at UT Martin
14	vs. Memphis
16	Texas A&M-Corpus Christi
20	at Iowa
22	at Southeast Missouri
25	vs. Grambling State
26	vs. Savannah State/St. Francis
29	at Texas A&M-Corpus Christi
December	
3	at Portland State
5	at Portland
7	Texas State
12	North Florida
16	Lamar
17	at Houston
21	Wayland Baptist University
29	Our Lady of the Lake University
31	Texas A&M-Kingsville
January	
5	at Chicago State
7	at UMKC
12	CSU Bakersfield
14	Grand Canyon University
21	Chicago State
26	at Utah Valley University
28	at Seattle
February	
4	UMKC
9	at Grand Canyon University
11	at CSU Bakersfield
18	New Mexico State
23	Seattle
25	Utah Valley University
March	
4	at New Mexico State
8-11	WAC Tournament

UMKC

KANGAROOS

Nov. 28 / 6:35 p.m., CT
Kansas City, Mo.



Location.....	Kansas City, Mo.
Founded.....	1933
Enrollment.....	14,221
Colors.....	Blue & Gold
Nickname.....	Kangaroos
Conference.....	Western Athletic
Arena.....	Municipal Auditorium (9,827)
Chancellor.....	Leo Morton
Athletics Director.....	Carla Wilson
Media Relations.....	Tyler Koonce
Office Phone.....	(816) 235-1034
Cell Phone.....	(816) 205-5400
Email.....	kooncet@umkc.edu
Fax.....	(816) 235-1035
Press Row.....	(816) 513-5452
Website.....	UMCKKangaroos.com
Head Coach.....	Kareem Richardson
Alma Mater.....	Evansville, 1997
Career Record.....	36-58
School Record (Yrs.).....	36-58 (3)
2015-16 Record.....	12-19
Conference Record.....	4-10
Starters Returning/Lost.....	1/4
Lettermen Returning/Lost.....	N/A

UMCKKANGAROOS.COM

INDIANA

HOOSIERS

Dec. 4 / 5 p.m., CT
Bloomington, Ind.
ESPNU



Location.....	Bloomington, Ind.
Founded.....	1820
Enrollment.....	48,514
Colors.....	Cream & Crimson
Nickname.....	Hoosiers
Conference.....	Big Ten
Arena.....	Assembly Hall (17,472)
President.....	Michael A. McRobbie
Athletics Director.....	Fred Glass
Media Relations.....	J.D. Campbell
Office Phone.....	(812) 856-0146
Cell Phone.....	(812) 322-1437
Email.....	jc56@indiana.edu
Fax.....	N/A
Press Row.....	(812) 55-2754
Website.....	IUHoosiers.com
Head Coach.....	Tom Crean
Alma Mater.....	Central Michigan, 1989
Career Record.....	338-215
School Record (Yrs.).....	148-119 (8)
2015-16 Record.....	27-8
Conference Record/Finish.....	15-3/1st
Starters Returning/Lost.....	3/2
Lettermen Returning/Lost.....	8/7

IUHOOSIERS.COM

UMKC SCHEDULE

November	
11	at Creighton
15	Drake
19	at Bowling Green
20	vs. Murray State
21	vs. Green Bay
25	Arkansas-Monticello
28	Southeast Missouri
30	South Dakota
December	
3	at South Dakota State
6	at Kansas
10	William Jewell
15	Omaha
17	at West Virginia
20	UT Martin
29	at Mississippi State
January	
2	USC Upstate
5	New Mexico State
7	UT Rio Grande Valley
12	at Seattle
14	at Utah Valley University
21	at New Mexico State
26	Grand Canyon University
28	CSU Bakersfield
31	Ottawa
February	
4	at UT Rio Grande Valley
9	Utah Valley University
11	Seattle
18	Chicago State
23	at CSU Bakersfield
25	at Grand Canyon University
March	
4	at Chicago State
8-11	WAC Tournament

INDIANA SCHEDULE

November	
11	vs. Kansas
16	UMASS Lowell
19	Liberty
22	at Fort Wayne
27	Mississippi Valley State
30	North Carolina
December	
2	SIU Edwardsville
4	Southeast Missouri
10	Houston Baptist
17	at Butler
19	Delaware State
22	Austin Peay
28	Nebraska
31	vs. Louisville
January	
3	Wisconsin
7	Illinois
10	at Maryland
15	Rutgers
18	at Penn State
21	Michigan State
26	at Michigan
29	at Northwestern
February	
1	Penn State
5	at Wisconsin
9	Purdue
12	Michigan
15	at Minnesota
21	at Iowa
25	Northwestern
28	at Purdue
March	
4	at Ohio State
8-12	Big Ten Tournament

Southeast Missouri State

REDHAWKS

2016-17 OPPONENTS

MISSOURI STATE BEARS


Dec. 7 / 6:30 p.m., CT
Cape Girardeau, Mo.
Dec. 17 / 5:05 p.m., CT
Springfield, Mo.



Location.....Springfield, Mo.
Founded.....1905
Enrollment.....24,735
Colors.....Maroon & White
Nickname.....Bears
Conference.....Missouri Valley
Arena.....JQH Arena (11,000)
President.....Clifton M. Smart III
Athletics Director.....Kyle Moats
Media Relations.....Rick Kindhart
Office Phone.....(417) 836-4585
Cell Phone.....(417) 849-4865
Email.....rkindhart@missouristate.edu
Fax.....N/A
Press Row.....(417) 836-8145
Website.....MissouriStateBears.com
Head Coach.....Paul Lusk
Alma Mater.....Southern Illinois, 1995
Career Record.....73-113
School Record (Yrs.).....71-90 (5)
2015-16 Record.....13-19
Conference Record.....8-10
Starters Returning/Lost.....4/1
Lettermen Returning/Lost.....N/A

DEPAUL BLUE DEMONS

Dec. 19 / 8 p.m., CT
Chicago, Ill.



Location.....Chicago, Ill.
Founded.....1898
Enrollment.....25,539
Colors.....Royal Blue & Scarlet
Nickname.....Blue Demons
Conference.....BIG EAST
Arena.....Allstate Arena (18,500)/
McGrath-Phillips Arena (3,000)
President...Rev. Dennis H. Holtschneider, C.M.
Athletics Director.....Jean Lenti Ponsetto
Media Relations.....Greg Greenwell
Office Phone.....(773) 325-7546
Cell Phone.....(773) 343-3722
Email.....ggreenwe@depaul.edu
Press Row.....(847) 296-6999/(773) 325-4901
Website.....DePaulBlueDemons.com
Head Coach.....Dave Leitao
Alma Mater.....Northeastern, 1983
Career Record.....152-151
School Record.....67-56 (4)
2015-16 Record.....9-22
Conference Record/Finish.....3-15/9th
Starters Returning/Lost.....2/3
Lettermen Returning/Lost.....7/4

MISSOURI STATE SCHEDULE

November	11	Alabama A&M
	13	Jacksonville State
	17	Fontbonne
	23	at DePaul
	27	North Dakota State
December	3	at Air Force
	7	at Southeast Missouri
	10	Valparaiso
	14	Oral Roberts
	17	Southeast Missouri
	19	Chicago State
	22	vs. USC
	23	vs. DePaul/Wyoming
	28	at Northern Iowa
	31	Indiana State
January	4	at Illinois State
	7	Southern Illinois
	11	Evansville
	15	at Loyola Chicago
	18	at Indiana State
	21	Bradley
	24	Drake
	28	at Southern Illinois
	31	Loyola Chicago
February	4	at Evansville
	9	at Wichita State
	12	Northern Iowa
	15	Illinois State
	18	at Drake
	22	at Bradley
	25	Wichita State
March	2-5	Missouri Valley Tournament

DEPAUL SCHEDULE

November	13	Robert Morris
	17	Rutgers
	20	Milwaukee
	23	Missouri State
	30	Drake
December	3	at Northwestern
	6	Lamar
	10	vs. Temple
	14	Illinois-Chicago
	17	Chicago State
	19	Southeast Missouri
	22	vs. Wyoming
	23	Missouri State/USC
	28	at Villanova
January	1	St. John's
	7	at Seton Hall
	10	Providence
	14	at Milwaukee
	16	at St. John's
	21	Butler
	28	at Creighton
	31	Georgetown
February	4	Marquette
	8	at Xavier
	11	Creighton
	13	Villanova
	19	at Butler
	22	at Georgetown
	25	Seton Hall
	28	at Providence
March	4	Xavier
	8-11	BIG EAST Tournament

NORTHERN KENTUCKY NORSE

Dec. 10 / 2 p.m., CT
Cape Girardeau, Mo.



Location.....Highland Heights, Ky.
Founded.....1968
Enrollment.....15,200
Colors.....Black, Gold & White
Nickname.....Norse
Conference.....Horizon League
Arena.....BB&T Arena (9,400)
President.....Geoffrey Mearns, J.D.
Athletics Director.....Ken Bothof
Media Relations.....Bryan McEldowney
Office Phone.....(859) 572-5470
Cell Phone.....(937) 478-5027
Email.....mceldowneb1@nku.edu
Fax.....(859) 572-7956
Press Row.....N/A
Website.....NKUNorse.com
Head Coach.....John Brannen
Alma Mater.....Marshall, 1997
Career Record.....9-21
School Record (Yrs.).....9-21 (1)
2015-16 Record.....9-21
Conference Record.....5-13
Starters Returning/Lost.....3/2
Lettermen Returning/Lost.....7/8

CHICAGO STATE COUGARS

Dec. 22 / 2 p.m., CT
Las Vegas, Nev.



Location.....Chicago, Ill.
Founded.....1867
Enrollment.....3,578
Colors.....Green & White
Nickname.....Cougars
Conference.....Western Athletic
Arena.....Jones Convocation Center (7,000)
President.....Thomas J. Calhoun
Athletics Director.....Tracy Dildy
Media Relations.....Corey Miggins
Office Phone.....(773) 995-2295
Cell Phone.....N/A
Email.....cmiggins@csu.edu
Fax.....(773) 995-2295
Press Row.....N/A
Website.....GoCSUCougars.com
Head Coach.....Tracy Dildy
Alma Mater.....Illinois-Chicago, 1991
Career Record.....33-126
School Record (6).....33-126
2015-16 Record.....4-28
Conference Record.....0-15
Starters Returning/Lost.....N/A
Lettermen Returning/Lost.....N/A

NORTHERN KENTUCKY SCHEDULE


November	11	Earlham
	13	at Illinois
	18	vs. Austin Peay
	19	vs. Delaware
	20	at Miami (Ohio)
	26	North Carolina Central
	30	at Morehead State
December	3	at Norfolk State
	7	Eastern Illinois
	10	at Southeast Missouri
	18	Eastern Washington
	21	Brescia
	23	at West Virginia
	29	at Detroit
	31	at Oakland
January	5	Youngstown State
	7	Cleveland State
	10	at Green Bay
	12	at Milwaukee
	20	Oakland
	22	Detroit
	27	at Illinois-Chicago
	29	at Valparaiso
February	4	at Wright State
	9	Green Bay
	11	Milwaukee
	16	at Cleveland State
	18	at Youngstown State
	21	Wright State
	24	Illinois-Chicago
	26	Valparaiso
March	3-7	Horizon League Tournament

CHICAGO STATE SCHEDULE

November	12	Illinois Tech
	17	at Wisconsin
	19	at Oakland
	22	East-West
	26	at Notre Dame
	30	at Illinois-Chicago
December	3	at Western Illinois
	10	at Bradley
	11	at Saint Louis
	14	at Northwestern
	17	at DePaul
	19	at Missouri State
	22	vs. Southeast Missouri
	23	vs. Troy/Cornell
	28	at Valparaiso
	30	at Central Michigan
January	5	UT Rio Grande Valley
	7	New Mexico State
	12	at Utah Valley University
	14	at Seattle
	18	Roosevelt
	21	at UT Rio Grande Valley
	26	CSU Bakersfield
	28	Gran Canyon University
February	4	at New Mexico State
	9	Seattle
	11	Utah Valley University
	18	at UMKC
	23	at Grand Canyon University
	25	at CSU Bakersfield
March	4	UMKC
	8-11	WAC Tournament

TROY TROJANS


Dec. 23 / TBA
Las Vegas, Nev.



Location.....Troy, Ala.
Founded.....1887
Enrollment.....20,000
Colors.....Cardinal, Silver & Black
Nickname.....Trojans
Conference.....Sun Belt
Arena.....Trojan Arena (5,200)
Chancellor.....Dr. Jack Hawkins, Jr.
Athletics Director.....Jeremy McClain
Media Relations.....Russ Schaffer
Office Phone.....(334) 670-5607
Cell Phone.....(772) 341-3265
Email.....rschaffer@troy.edu
Fax.....N/A
Press Row.....N/A
Website.....TroyTrojans.com
Head Coach.....Phil Cunningham
Alma Mater.....Campbellsville, 1990
Career Record.....30-61
School Record (Yrs.).....40-61 (3)
2015-16 Record.....9-22
Conference Record/Finish.....4-16/11th
Starters Returning/Lost.....4/1
Lettermen Returning/Lost.....9/5

HENDERSON STATE REDDIES

Dec. 29 / 5 p.m., CT
Cape Girardeau, Mo.



Location.....Arkadelphia, Ark.
Founded.....1890
Enrollment.....3,099
Colors.....Grey & Red
Nickname.....Reddies
Conference.....Great American
Arena.....Duke Wells Center
President.....Glendall Jones Jr.
Athletics Director.....Shawn Jones
Media Relations.....Troy Mitchell
Office Phone.....(870) 230-5197
Cell Phone.....N/A
Email.....mitchet@hsu.edu
Fax.....(870) 230-5408
Press Row.....N/A
Website.....HSUSports.com
Head Coach.....Jimmy Elgas
Alma Mater.....Illinois State, 1993
Career Record.....15-16
School Record (Yrs.).....8-19 (1)
2015-16 Record.....8-19
Conference Record/Finish.....7-14
Starters Returning/Lost.....N/A
Lettermen Returning/Lost.....N/A

TROY SCHEDULE

November	11	Toccoa Falls
	14	Eastern Illinois
	17	at UAB
	21	at Eastern Illinois
	23	at San Francisco
	25	at Hawaii
December	1	South Florida
	4	Alabama State
	10	Alabama A&M
	14	at Point University
	17	at USC
	19	at Wyoming
	22	vs. Cornell
	23	vs. SEMO/Chicago State
January	2	at South Alabama
	7	at Georgia Southern
	9	at Georgia State
	14	UT Arlington
	16	Texas State
	21	at Arkansas State
	23	at Little Rock
	28	Georgia State
	30	Georgia Southern
February	4	South Alabama
	11	at UL Lafayette
	13	at UL Monroe
	18	Coastal Carolina
	20	Appalachian State
	25	at Texas State
	27	at UT Arlington
March	2	Arkansas State
	4	Little Rock
	8-12	Sun Belt Conference Tourn.

HENDERSON STATE SCHEDULE

November	11	at Minot State
	12	vs. Nebraska Kearney
	17	Southern Nazarene
	19	Oklahoma Baptist
	22	Baptist Bible College
December	1	at East Central University
	3	at Southeastern Okla. State
	10	Dallas Christian College
	16	Ecclesia College
	29	at Southeast Missouri
	31	Paul Quinn College
January	5	Southwestern Okla. State
	7	Northwestern Okla. State
	12	Southern Arkansas
	14	Arkansas-Monticello
	16	at Ouachita Baptist
	19	at Arkansas Tech
	21	Harding
	26	at Oklahoma Baptist
	28	at Southern Nazarene
February	2	Southeastern Okla. State
	4	East Central University
	9	at Arkansas-Monticello
	11	at Southern Arkansas
	13	Ouachita Baptist
	16	at Harding
	18	Arkansas Tech
	23	at Northwestern Okla. State
	25	at Southwestern Okla. State
March	2-5	Great American Tournament

CORNELL BIG RED


Dec. 23 / TBA
Las Vegas, Nev.



Location.....Ithaca, N.Y.
Founded.....1865
Enrollment.....13,700
Colors.....Carnelian Red & White
Nickname.....The Big Red
Conference.....The Ivy League
Arena.....Newman Arena (4,473)
President.....Hunter R. Rawlings III
Athletics Director.....J. Andrew Noel Jr.
Media Relations.....Jeremy Hartigan
Office Phone.....(607) 255-9788
Cell Phone.....(607) 351-1675
Email.....jh295@cornell.edu
Fax.....(607) 255-9791
Press Row.....(607) 255-3532
Website.....CornellBigRed.com
Head Coach.....Brian Earl
Alma Mater.....Princeton, 1999
Career Record.....First Year
School Record.....First Year
2015-16 Record.....10-18
Conference Record/Finish.....3-11/t7th
Starters Returning/Lost.....5/0
Lettermen Returning/Lost.....11/1

EASTERN KENTUCKY COLONELS

Dec. 31 / 2:30 p.m., CT
Cape Girardeau, Mo.



Location.....Richmond, Ky.
Founded.....1906
Enrollment.....16,959
Colors.....Maroon & White
Nickname.....Colonels
Conference.....Ohio Valley
Arena.....McBrayer Arena (6,500)
President.....Dr. Michael T. Benson
Athletics Director.....Steve Lochmueller
Media Relations.....Steve Fohl
Office Phone.....(859) 622-1253
Cell Phone.....(859) 200-1958
Email.....steve.fohl@eku.edu
Fax.....N/A
Press Row.....(859) 622-5908
Website.....EKUSports.com
Head Coach.....Dan McHale
Alma Mater.....Kentucky, 2001
Career Record.....15-16
School Record (Yrs.).....15-16 (1)
2015-16 Record.....15-16
Conference Record/Finish.....6-10/5th, East
Starters Returning/Lost.....2/3
Lettermen Returning/Lost.....6/7

CORNELL SCHEDULE

November	11	at Binghamton
	13	at Siena College
	16	Colgate
	20	at Lafayette College
	22	at Monmouth
	26	at Houston
	30	Northeastern
December	17	at Wyoming
	19	at USC
	22	vs. Troy
	23	vs. Chicago State/SEMO
	27	at Syracuse
	29	UMASS Lowell
January	2	at Albany
	8	Fisher College (Mass.)
	14	Columbia
	21	at Columbia
	27	Harvard
	28	Dartmouth
February	3	Brown
	4	Yale
	10	at Princeton
	11	at Pennsylvania
	17	at Dartmouth
	18	at Harvard
	24	Pennsylvania
	25	Princeton
March	3	at Yale
	4	at Brown
	11-12	Ivy League Tournament

EASTERN KENTUCKY SCHEDULE

November	11	IUPUI
	14	UNC Wilmington
	17	at Auburn
	19	at Texas Tech
	22	vs. Idaho State
	23	vs. TBA
	26	Berea College
	30	Western Kentucky
December	3	Marshall
	7	at Jacksonville
	10	at Ball State
	17	at Louisville
	19	at Norfolk State
	22	at Manhattan College
	28	Virginia-Wise
	31	at Southeast Missouri
January	5	SIU Edwardsville
	7	Eastern Illinois
	12	Tennessee State
	14	Belmont
	19	at Murray State
	21	at Morehead State
	26	at Jacksonville State
	28	at Tennessee Tech
February	1	Austin Peay
	4	at UT Martin
	11	Morehead State
	16	at Belmont
	18	at Tennessee State
	23	Jacksonville State
	25	Tennessee Tech
March	1-4	OVC Tournament

Southeast Missouri State

REDHAWKS

2016-17 OPPONENTS

TENNESSEE STATE

TIGERS

Jan. 5 / 7:30 p.m., CT

Nashville, Tenn.



Location.....Nashville, Tenn.

Founded.....1912

Enrollment.....9,165

Colors.....Reflex Blue & White

Nickname.....Tigers

Conference.....Ohio Valley

Arena.....Gentry Center (10,500)

President.....Dr. Glenda Baskin Glover

Athletics Director.....Teresa Phillips

Media Relations.....Gavin Nevill

Office Phone.....(629) 202-1091

Cell Phone.....(610) 442-3431

Email.....tnevill@tstnate.edu

Fax.....(615) 963-7692

Press Row.....(615) 963-7616

Website.....TSUTigers.com

Head Coach.....Dana Ford

Alma Mater.....Illinois State, 2006

Career Record.....25-37

School Record (Yrs.).....25-37 (3)

2015-16 Record.....20-11

Conference Record.....11-5

Starters Returning/Lost.....3/2

Lettermen Returning/Lost.....9/7

TSUTIGERS.COM

TENNESSEE TECH

GOLDEN EAGLES

Jan. 10 / 6:30 p.m., CT

Cape Girardeau, Mo.



Location.....Cookeville, Tenn.

Founded.....1915

Enrollment.....10,900

Colors.....Purple & Gold

Nickname.....Golden Eagles

Conference.....Ohio Valley

Arena.....Ebelen Center (7,500)

President.....Dr. Phil Oldham

Athletics Director.....Mark Wilson

Media Relations.....Mike Lehman

Office Phone.....(931) 372-6139

Cell Phone.....(931) 319-3975

Email.....mlehman@tntech.edu

Fax.....(931) 372-6139

Press Row.....(931) 372-6077

Website.....TTUSports.com

Head Coach.....Steve Payne

Alma Mater.....Union College, 1990

Career Record.....79-77

School Record.....79-77 (5)

2015-16 Record.....19-12

Conference Record.....11-5

Starters Returning/Lost.....N/A

Lettermen Returning/Lost.....N/A

TTUSPORTS.COM

TENNESSEE STATE SCHEDULE

November	11	vs. UC Davis
	12	vs. Northern Arizona
	13	at Santa Clara
	19	at Middle Tennessee
	23	at Canisius
	26	Reinhardt
	29	at Vanderbilt
December	3	at Lipscomb
	10	at NC State
	14	Alabama State
	19	at Duke
	27	Covenant
	31	at Murray State
January	2	Kennesaw State
	5	Southeast Missouri
	7	UT Martin
	12	at Eastern Kentucky
	14	at Morehead State
	19	Tennessee Tech
	21	Jacksonville State
	25	at SIU Edwardsville
	28	Belmont
February	2	Eastern Illinois
	4	at Austin Peay
	9	at Tennessee Tech
	11	at Jacksonville State
	16	Morehead State
	18	Eastern Kentucky
	25	at Belmont
March	1-4	OVC Tournament

TENNESSEE TECH SCHEDULE


November	11	at Georgia Tech
	14	Central Michigan
	17	Alabama A&M
	20	Sam Houston State
	22	at Southern
	25	at Ohio
	28	Hiwassee College
December	1	at Lipscomb
	3	at Alabama A&M
	4	Crowley's Ridge
	10	at Michigan State
	13	at Tennessee
	17	Lipscomb
	19	Furman
	22	at Miami (Ohio)
	31	at SIU Edwardsville
January	5	Austin Peay
	7	Murray State
	10	at Southeast Missouri
	14	Jacksonville State
	19	at Tennessee State
	21	at Belmont
	26	Morehead State
	28	Eastern Kentucky
February	1	UT Martin
	4	at Eastern Illinois
	9	Tennessee State
	11	Belmont
	18	at Jacksonville State
	23	at Morehead State
	25	at Eastern Kentucky
March	1-4	OVC Tournament

BELMONT

BRUINS

Jan. 7 / TBA

Nashville, Tenn.



Location.....Nashville, Tenn.

Founded.....1890

Enrollment.....7,771

Colors.....Navy, Red & White

Nickname.....Bruins

Conference.....Ohio Valley

Arena.....Curb Event Center (5,000)

President.....Dr. Robert C. Fisher

Athletics Director.....Scott Corley

Media Relations.....Greg Sage

Office Phone.....(615) 460-6698

Cell Phone.....N/A

Email.....greg.sage@belmont.edu

Fax.....(615) 460-5584

Press Row.....(615) 460-8554

Website.....BelmontBruins.com

Head Coach.....Rick Byrd

Alma Mater.....Tennessee, 1976

Career Record.....731-379

School Record (Yrs.).....639-324 (30)

2015-16 Record.....20-12

Conference Record/Finish.....12-4/1st

Starters Returning/Lost.....4/1

Lettermen Returning/Lost.....11/2

BELMONTBRUINS.COM

UT MARTIN


SKYHAWKS

Jan. 14 / 6 p.m., CT

Martin, Tenn.

Feb. 18 / 4:15 p.m., CT

Cape Girardeau, Mo.



Location.....Martin, Tenn.

Founded.....1922

Enrollment.....7,042

Colors.....Navy Blue & Orange

Nickname.....Skyhawks

Conference.....Ohio Valley

Arena.....Elam Center (4,300)

President.....Dr. Robert M. Smith

Interim Athletics Director.....Kevin McMillan

Media Relations.....Ryne Rickman

Office Phone.....(731) 881-7632

Cell Phone.....(270) 703-2601

Email.....rrickman@utm.edu

Fax.....N/A

Press Row.....(731) 881-7694

Website.....UTMSports.com

Head Coach.....Anthony Stewart

Alma Mater.....Mount Union, 1993

Career Record.....First Year

School Record.....First Year

2015-16 Record.....20-15

Conference Record/Finish.....10-6/1st, West

Starters Returning/Lost.....1/4

Lettermen Returning/Lost.....7/7

UTMSPORTS.COM

BELMONT SCHEDULE

November	15	at Vanderbilt
	19	Western Kentucky
	21	vs. Florida
	25	at Rhode Island
December	3	at Pepperdine
	6	at Lipscomb
	14	Middle Tennessee
	17	at Green Bay
	19	at Milwaukee
	22	Cleveland State
	31	at Austin Peay
January	5	UT Martin
	7	Southeast Missouri
	12	at Morehead State
	14	at Eastern Kentucky
	19	Jacksonville State
	21	Tennessee Tech
	25	at Eastern Illinois
	28	at Tennessee State
	30	SIU Edwardsville
February	2	at Murray State
	9	at Jacksonville State
	11	at Tennessee Tech
	16	Eastern Kentucky
	18	Morehead State
	21	Trevecca Nazarene
	25	Tennessee State
March	1-4	OVC Tournament

UT MARTIN SCHEDULE

November	11	at Ole Miss
	13	UT Rio Grande Valley
	15	Cumberland
	18	Cleveland State
	21	at Canisius
	23	at Duquesne
	25	at Kentucky
	29	Florida Atlantic
December	1	at Arkansas-Pine Bluff
	4	Boyce College
	10	at Illinois State
	14	Arkansas State
	17	Bethune-Cookman
	20	at UMKC
	22	at Southern Illinois
	29	Jacksonville State
	31	Morehead State
January	4	at Belmont
	7	at Tennessee State
	14	Southeast Missouri
	19	Eastern Illinois
	21	SIU Edwardsville
	26	at Austin Peay
	28	at Murray State
February	1	at Tennessee Tech
	4	Eastern Kentucky
	9	at Eastern Illinois
	11	at SIU Edwardsville
	18	at Southeast Missouri
	23	Austin Peay
	25	Murray State
March	1-4	OVC Tournament

SIU EDWARDSVILLE


COUGARS

Jan. 19 / 6:30 p.m., CT

Cape Girardeau, Mo.

Feb. 9 / 7 p.m., CT

Edwardsville, Ill.



Location.....Edwardsville, Ill.

Founded.....1957

Enrollment.....14,265

Colors.....Red & White

Nickname.....Cougars

Conference.....Ohio Valley

Arena.....Vadalabene Center (4,000)

Chancellor.....Dr. Stephen Hansen

Athletics Director.....Dr. Brad Hewitt

Media Relations.....Joe Pott

Office Phone.....(618) 650-2860

Cell Phone.....(314) 707-1712

Email.....jpott@siue.edu

Fax.....(618) 650-2296

Press Row.....(618) 558-4112

Website.....SIUECougars.com

Head Coach.....Jon Harris

Alma Mater.....Marquette, 2002

Career Record.....6-22

School Record (Yrs.).....6-22 (1)

2015-16 Record.....6-22

Conference Record.....3-13

Starters Returning/Lost.....5/0

Lettermen Returning/Lost.....N/A

SIUECOUGARS.COM

MURRAY STATE


RACERS

Jan. 26 / 7 p.m., CT

Murray, Ky.

Feb. 23 / 6:30 p.m., CT

Cape Girardeau, Mo.



Location.....Murray, Ky.

Founded.....1922

Enrollment.....10,998

Colors.....Navy & Gold

Nickname.....Racers

Conference.....Ohio Valley

Arena.....CFSB Center (8,600)

President.....Dr. Bob Davies

Athletics Director.....Allen Ward

Media Relations.....Dave Winder

Office Phone.....(270) 809-4271

Cell Phone.....(270) 293-0566

Email.....dwinder@murraystate.edu

Fax.....(270) 809-6814

Press Row.....(270) 809-5551

Website.....GoRacers.com

Head Coach.....Matt McMahon

Alma Mater.....Appalachian State, 2000

Career Record.....17-14

School Record (Yrs.).....17-14 (1)

2015-16 Record.....17-14

Conference Record/Finish.....10-6/1st, West

Starters Returning/Lost.....3/2

Lettermen Returning/Lost.....4/8

GORACERS.COM

SIUE SCHEDULE

November	11	at Hawaii
	13	vs. Florida Atlantic
	14	vs. Texas State
	18	Southern Illinois
	22	at Arkansas State
	26	IUPUI
	28	at Grand Canyon University
December	2	at Indiana
	7	Stetson
	10	Missouri Western
	17	at Saint Louis
	19	at Green Bay
	21	at Marquette
	28	Missouri S&T
	31	Tennessee Tech
January	5	at Eastern Kentucky
	7	at Morehead State
	12	Austin Peay
	14	Murray State
	19	at Southeast Missouri
	21	at UT Martin
	25	Tennessee State
	28	at Eastern Illinois
	30	at Belmont
February	4	Jacksonville State
	9	Southeast Missouri
	11	UT Martin
	16	at Murray State
	18	at Austin Peay
	25	Eastern Illinois
March	1-4	OVC Tournament

MURRAY STATE SCHEDULE

November	11	Illinois State
	15	at Middle Tennessee
	19	vs. Green Bay
	20	vs. UMKC
	21	at Bowling Green
	26	Alabama A&M
	29	at Southern Illinois
December	3	Detroit
	10	at Evansville
	12	Bethel
	15	at Ole Miss
	17	at South Dakota State
	22	Wright State
	29	Brescia
	31	Tennessee State
January	5	at Jacksonville State
	7	at Tennessee Tech
	12	at Eastern Illinois
	14	at SIU Edwardsville
	19	Eastern Kentucky
	21	at Austin Peay
	26	Southeast Missouri
	28	UT Martin
February	2	Belmont
	8	at Morehead State
	11	Austin Peay
	16	SIU Edwardsville
	18	Eastern Illinois
	23	at Southeast Missouri
	25	at UT Martin
March	1-4	OVC Tournament

EASTERN ILLINOIS


PANTHERS

Jan. 21 / 4:15 p.m., CT

Cape Girardeau, Mo.

Feb. 11 / 3:15 p.m., CT

Charleston, Ill.



Location.....Charleston, Ill.

Founded.....1895

Enrollment.....8,520

Colors.....Blue & Gray

Nickname.....Panthers

Conference.....Ohio Valley

Arena.....Lantz Arena (5,300)

President.....Dr. David M. Glassman

Athletics Director.....Tom Michael

Media Relations.....Rich Moser

Office Phone.....(217) 581-7480

Cell Phone.....(217) 508-8317

Email.....rmoser@eiu.edu

Fax.....(217) 581-7001

Press Row.....(217) 581-5135

Website.....EIUPanthers.com

Head Coach.....Jay Spoonhour

Alma Mater.....Pittsburg State, 1994

Career Record.....159-104

School Record (Yrs.).....53-72 (4)

2015-16 Record.....13-17

Conference Record/Finish.....9-7/3rd, West

Starters Returning/Lost.....4/1

Lettermen Returning/Lost.....7/5

EIUPANTHERS.COM

AUSTIN PEAY


GOVERNORS

Jan. 28 / 6:30 p.m., CT

Clarksville, Tenn.

Feb. 25 / 4:15 p.m., CT

Cape Girardeau, Mo.



Location.....Clarksville, Tenn.

Founded.....1927

Enrollment.....10,597

Colors.....Red & White

Nickname.....Governors

Conference.....Ohio Valley

Arena.....Dunn Center (7,257)

President.....Alisa White

Athletics Director.....Ryan Ivey

Media Relations.....Colby Wilson

Office Phone.....(931) 221-6561

Cell Phone.....N/A

Email.....wilsonrc@apsu.edu

Fax.....(931) 221-7562

Press Row.....(931) 221-7191

Website.....LetsGoPeay.com

Head Coach.....Dave Loos

Alma Mater.....Memphis, 1970

Career Record.....491-444

School Record (Yrs.).....409-391 (26)

2015-16 Record.....18-18

Conference Record.....7-9

Starters Returning/Lost.....N/A

Lettermen Returning/Lost.....N/A

LETSGOPEAY.COM

EASTERN ILLINOIS SCHEDULE

November	11	Saint Francis (Ill.)
	14	at Troy
	17	at Saint Louis
	19	Western Illinois
	21	Troy
	26	South Alabama
	29	Bradley
December	4	at Illinois-Chicago
	7	at Northern Kentucky
	10	at Western Illinois
	17	at Missouri
	19	Fontbonne
	21	at Indiana State
	31	Jacksonville State
January	5	at Morehead State
	7	at Eastern Kentucky
	12	Murray State
	14	Austin Peay
	19	at UT Martin
	21	at Southeast Missouri
	25	Belmont
	28	SIU Edwardsville
February	2	at Tennessee State
	4	Tennessee Tech
	9	UT Martin
	11	Southeast Missouri
	16	at Austin Peay
	18	at Murray State
	25	at SIU Edwardsville
March	1-4	OVC Tournament

AUSTIN PEAY SCHEDULE

November	11	at Dayton
	14	Oakland City
	18	vs. Northern Kentucky
	19	at Miami (Ohio)
	20	Delaware
	26	Spalding
	30	Fort Wayne
December	3	at Arkansas
	10	at Fort Wayne
	15	at Wofford
	17	Evansville
	20	Lipscomb
	22	at Indiana
	28	at Western Kentucky
	31	Belmont
January	5	at Tennessee Tech
	7	at Jacksonville State
	12	at SIU Edwardsville
	14	at Eastern Illinois
	19	Morehead State
	21	Murray State
	26	UT Martin
	28	Southeast Missouri
February	1	at Eastern Kentucky
	4	Tennessee State
	11	at Murray State
	16	Eastern Illinois
	18	SIU Edwardsville
	23	at UT Martin
	25	at Southeast Missouri
March	1-4	OVC Tournament

Southeast Missouri State

REDHAWKS

2016-17 OPPONENTS

JACKSONVILLE STATE

GAMECOCKS

Feb. 1 / 7 p.m., CT
Jacksonville, Ala.



Location.....Jacksonville, Ala.
Founded.....1883
Enrollment.....8,314
Colors.....Red & White
Nickname.....Gamecocks
Conference.....Ohio Valley
Arena.....Pete Mathews Coliseum (3,500)
President.....Dr. John M. Beehler
Athletics Director.....Greg Seitz
Media Relations.....Tyler Brown
Office Phone.....(256) 782-5977
Cell Phone.....(423) 619-0557
Email.....tabrown@jsu.edu
Fax.....(256) 782-5958
Press Row.....(256) 782-5528
Website.....JSUGamecockSports.com
Head Coach.....Ray Harper
Alma Mater.....Kentucky Wesleyan, 1985
Career Record.....431-127
School Record.....First Year
2015-16 Record.....8-23
Conference Record/Finish..4-12/6th, East
Starters Returning/Lost.....3/2
Lettermen Returning/Lost.....6/9

JACKSONVILLE STATE SCHEDULE

November			
11	at Tulsa		
13	at Missouri State		
16	at Western Kentucky		
18	at TCU		
22	Dalton State College		
25	vs. Cal State Fullerton		
26	vs. TBA		
29	at Alabama State		
December			
4	at Samford		
10	at UL Monroe		
12	at Maryland		
14	at Howard		
18	at USC Upstate		
21	at Chattanooga		
29	at UT Martin		
31	at Eastern Illinois		
January			
5	Murray State		
7	Austin Peay		
10	Fort Valley State		
14	at Tennessee Tech		
19	at Belmont		
21	at Tennessee State		
26	Eastern Kentucky		
28	Morehead State		
February			
1	Southeast Missouri		
4	at SIU Edwardsville		
9	Belmont		
11	Tennessee State		
18	Tennessee Tech		
23	at Eastern Kentucky		
25	at Morehead State		
March			
1-4	OVC Tournament		

MOREHEAD STATE

EAGLES

Feb. 4 / 4:15 p.m., CT
Cape Girardeau, Mo.



Location.....Morehead, Ky.
Founded.....1887
Enrollment.....10,951
Colors.....Blue & Gold
Nickname.....Eagles
Conference.....Ohio Valley
Arena.....Ellis T. Johnson Arena (6,500)
President.....Dr. Wayne D. Andrews
Athletics Director.....Brian Hutchinson
Media Relations.....Nick Evans
Office Phone.....(606) 783-2557
Cell Phone.....(502) 807-9345
Email.....n.evans@moreheadstate.edu
Fax.....(606) 783-2550
Press Row.....(606) 783-2500
Website.....MSUEagles.com
Head Coach.....Sean Woods
Alma Mater.....Kentucky, 1992
Career Record.....125-142
School Record (Yrs.).....75-62 (5)
2015-16 Record.....23-14
Conference Record/Finish..11-5/2nd, East
Starters Returning/Lost.....2/3
Lettermen Returning/Lost.....10/5

MOREHEAD STATE SCHEDULE

November			
11	Kentucky Christian		
13	Lipscomb		
16	at Marshall		
19	at Evansville		
25	at Pittsburgh		
30	Northern Kentucky		
December			
3	at Purdue		
10	at Lipscomb		
13	at Eastern Washington		
17	East Tennessee State		
19	Central Arkansas		
22	at Mississippi State		
28	Asbury (Ky.)		
31	at UT Martin		
January			
5	Eastern Illinois		
7	SIU Edwardsville		
12	Belmont		
14	Tennessee State		
19	at Austin Peay		
21	Eastern Kentucky		
26	at Tennessee Tech		
28	at Jacksonville State		
February			
4	at Southeast Missouri		
8	Murray State		
11	at Eastern Kentucky		
16	at Tennessee State		
18	at Belmont		
23	Tennessee Tech		
25	Jacksonville State		
March			
1-4	OVC Tournament		

Southeast Missouri State

REDHAWKS

SERIES RESULTS VS. 2016-17 FOES

2/5/11	W, 70-64	A	3/2/11 •	W, 65-49	N	Missouri State			1/13/41	W, 23-13	H	1/31/70	L, 73-84	H	1/27/01	W, 74-71	H			
1/14/12	W, 80-73	H	1/7/12	L, 59-63	A	Overall: 54-90			2/11/41	L, 31-35	A	2/8/71	L, 81-85	A	2/24/01	W, 63-61	A			
1/30/12	W, 74-53	A	2/29/12 •	W, 75-65	N				1/24/42	W, 34-29	H	2/22/71	W, 89-76	H	1/12/02	L, 53-59	H			
1/26/13	L, 72-78 ^{OT}	A	2/2/13	L, 72-81	H	1/27/11	W, 64-24	H	1941-42	W, 41-31	A	2/7/72	W, 79-78	H	2/7/02	L, 75-91	A			
2/9/13	W, 77-64	H	3/6/13 •	L, 69-84	N	2/18/11	W, 52-11	A	1942-43	W, 32-29	H	2/21/72	L, 78-96	A	1/11/03	L, 63-77	A			
3/6/13 •	W, 78-68	N	2/1/14	L, 78-79	A	1/28/16	L, 30-47	A	1/26/46	L, 40-41	A	1/4/73	L, 62-66	A	2/6/03	L, 69-79	H			
1/25/14	L, 74-77	H	3/6/14 •	L, 76-84	N	3/3/16	L, 13-20	H	2/1/46	W, 41-40	H	1/20/73	L, 58-75	A	3/4/03 •	L, 84-91	A			
2/8/14	W, 74-68	A	1/10/15	L, 55-68	H	2/13/17	L, 21-58	A	2/14/47	L, 38-47	H	2/24/73	L, 64-72	H	2/21/04	W, 80-77	H			
3/5/14 •	W, 79-61	N	1/9/16	L, 69-88	A	2/26/17	W, 28-21	H	3/1/47	L, 46-47	A	1/19/74	L, 69-70	H	2/19/05	L, 66-88	A			
2/7/15	W, 68-64	H				2/26/18	L, 21-58	H	1/10/48	L, 46-47	A	2/23/74	L, 67-77	A	1/26/06	L, 55-60	H			
2/22/15	L, 65-73	A	Hannibal-LaGrange			2/6/20	L, 14-37	A	2/14/48	W, 44-43	H	1/4/75	W, 64-62	A	2/9/06	L, 59-62	A			
2/6/16	L, 69-78	A	Overall: 5-0			3/9/20	L, 22-42	H	2/19/49	L, 42-65	A	1/18/75	L, 67-79	A	1/24/07	W, 61-59	A			
2/20/16	L, 68-71	H				1920-21	L, 31-44	A	2/25/49	W, 42-38	H	2/22/75	W, 87-86	H	2/8/07	W, 81-78	H			
Eastern Kentucky						12/11/10	W, 101-52	H	1920-21	W, 40-20	A	1/17/76	L, 67-80	H	1/24/08	L, 78-82	H			
						11/23/11	W, 82-72	H	2/15/23	W, 34-22	H	2/17/50	L, 30-57	A	2/21/76	L, 49-80	A	2/7/08	L, 63-75	A
						11/26/12	W, 96-55	H	2/28/23	W, 22-20	A	2/16/51	W, 72-67	H	1/22/77	L, 77-95	A	1/15/09	L, 67-73	H
						11/18/14	W, 86-49	H	3/1/23	L, 22-38	A	3/1/51	L, 61-81	A	2/26/77	L, 83-85	H	2/14/09	L, 67-79	A
1/20/92	W, 76-74	H	1/19/16	W, 84-61	H	2/28/24	L, 22-35	A	2/11/52	L, 51-76	H	1/30/78	L, 72-79	A	1/14/10	L, 40-80	A			
2/15/92	L, 69-83	A				2/29/24	L, 18-21	A	2/16/52	L, 60-87	A	2/25/78	L, 82-84	H	2/13/10	L, 54-73	H			
1/25/93	W, 79-63	H	Henderson State			3/6/25	W, 28-15	H	1/31/53	W, 62-60	H	1/29/79	W, 78-64	H	1/13/11	L, 63-76	H			
2/15/93	L, 65-86	A	Overall: 3-2			3/7/25	W, 30-28	H	2/7/53	L, 54-86	A	2/24/79	L, 71-81	A	2/12/11	L, 52-64	A			
1/8/94	L, 62-86	A				2/26/26	L, 16-39	A	2/6/54	W, 63-52	H	1/28/80	L, 65-77	A	12/28/11	W, 67-51	H			
2/7/94	L, 75-84	H	12/8/73	L, 63-66	-	3/6/26	W, 30-19	H	2/13/54	L, 56-68	A	2/23/80	W, 90-71	H	1/17/13	L, 59-75	H			
1/7/95	W, 59-52	H	11/29/84	W, 70-54	H	2/25/27	W, 35-34	H	1/8/55	W, 66-59	A	1/26/81	L, 76-84	H	1/16/14	L, 67-80	A			
2/6/95	L, 66-71	A	12/6/84	W, 70-65	A	3/1/27	L, 24-44	A	1/29/55	W, 56-49	H	2/21/81	W, 73-68	A	1/8/15	L, 57-70	H			
1/6/96	L, 73-89	A	11/25/85	L, 72-74	A	3/2/27	L, 26-32	A	1/28/56	W, 63-53	H	1/16/82	W, 58-54	H	3/4/15 •	L, 74-79	N			
2/5/96	L, 76-79	H	12/14/85	W, 96-50	H	1/14/28	L, 16-61	A	2/4/56	L, 39-49	A	2/10/82	L, 65-79	A	1/7/16	L, 69-96	A			
1/11/97	W, 70-68	H				2/24/28	L, 24-44	H	1/26/57	L, 59-79	A	12/22/98	L, 56-67	A						
2/10/97	L, 76-84	A	Illinois			2/25/28	L, 19-46	H	2/9/57	L, 66-69	H	12/16/00	W, 73-71	H	Murray State					
1/5/98	L, 79-82 ^{2OT}	A	Overall: 0-2			2/13/29	L, 11-35	A	1/18/58	L, 58-83	H	11/24/01	L, 63-73	A	Overall: 19-54					
1/31/98	W, 87-78	H	12/8/95	L, 70-89	A	2/14/29	L, 22-57	A	2/14/58	L, 57-69	A	12/21/01	W, 70-53	H						
12/10/98	W, 78-58	H	12/28/05	L, 64-89	A	2/25/29	L, 19-42	H	1958-59	L, 48-49	A	12/29/13	L, 78-81	A	1930-31	W, 29-47	H			
2/16/99	W, 77-61	A				2/26/29	L, 18-34	H	1/17/59	W, 77-69	H	12/13/14	L, 61-73	H	1930-31	L, 41-45	A			
1/29/00	W, 77-65	H	Jacksonville State			2/3/30	L, 33-43	H	12/30/59	W, 64-61	H	12/22/15	W, 78-74	A	1938-39	L, 41-49	A			
2/26/00	W, 76-74	A	Overall: 6-13			2/4/30	W, 35-30	H	1/11/60	W, 67-58	H				1939-40	L, 40-42	H			
1/29/01	W, 65-59	A				2/24/30	L, 28-36	A	1/18/60	L, 59-60	A	Morehead State			1939-40	L, 28-41	A			
2/22/01	W, 81-70	H	1/29/04	L, 64-79	A	2/25/30	L, 28-55	A	1/28/61	W, 82-81	A	Overall: 17-28			1940-41	L, 32-38	H			
1/10/02	W, 95-75	H	1/27/05	W, 84-65	H	2/7/31	L, 21-23	H	2/13/61	W, 75-60	H				1940-41	W, 36-25	A			
2/9/02	W, 81-74	A	12/21/05	L, 72-82	A	2/21/31	L, 22-36	A	1/20/62	W, 91-67	H	1/18/92	W, 85-74	H	1941-42	L, 56-58	H			
1/9/03	W, 93-77	A	2/25/06	L, 67-80	H	2/6/32	W, 23-15	H	1/29/62	L, 56-64	A	2/17/92	L, 80-84	A	1941-42	L, 30-32	A			
2/8/03	L, 75-79	H	12/17/06	L, 67-70	H	2/9/32	L, 13-22	A	12/28/62	W, 71-64	N	1/23/93	W, 107-96	H	1942-43	W, 46-42	H			
2/19/04	L, 81-85	H	2/24/07	L, 72-78	A	1/30/33	W, 23-14	H	2/2/63	W, 74-70	H	2/13/93	L, 85-92	A	1942-43	W, 36-29	A			
2/17/05	L, 72-83	A	12/20/07	W, 81-80 ^	A	2/4/33	L, 18-31	A	2/16/63	W, 74-73	A	1/10/94	L, 72-85	A	1942-43	W, 38-32	H			
3/4/05 •	L, 52-69	N	3/1/08	L, 83-86	H	1933-34	L, 16-22	H	1/25/64	L, 76-83	A	2/5/94	L, 80-94	H	1943-44	W, 61-45	H			
1/2/06	W, 68-62	H	1/5/09	L, 66-71	A	1/28/34	L, 22-30	A	2/10/64	W, 77-70	H	1/9/95	L, 72-74 ^{OT}	H	1944-45	L, 37-43	H			
2/11/06	L, 51-80	A	1/29/09	L, 68-78	H	2/21/35	L, 23-32	H	1/16/65	W, 88-80	H	2/4/95	L, 49-80	A	1944-45	W, 38-34	A			
1/2/07	W, 88-74	A	1/4/10	W, 78-66	H	1934-35	L, 12-14	A	1/25/65	L, 64-68	A	1/8/96	W, 81-64	A	1945-46	L, 42-46	H			
2/10/07	L, 61-66	H	1/28/10	L, 55-58	A	1/24/36	W, 18-7	H	12/11/65	L, 65-72	H	2/3/96	W, 76-74	H	1945-46	W, 47-44	A			
1/2/08	W, 66-55 ^	H	12/19/10	W, 76-67	A	2/4/36	W, 24-19	A	2/19/66	L, 77-91	A	1/13/97	W, 94-75	H	1946-47	W, 53-51	H			
2/9/08	L, 69-80 ^{OT}	A	1/27/11	L, 56-65 ^{OT}	H	2/9/37	W, 20-17	A	12/12/66	L, 69-78	H	2/8/97	L, 80-83	A	1947-48	L, 51-55	H			
1/17/09	L, 71-74	H	1/2/12	W, 74-56	H	2/12/37	W, 28-14	H	2/20/67	L, 69-85	A	1/3/98	W, 64-61	A	1948-49	L, 55-68	H			
2/12/09	L, 64-84	A	2/23/12	L, 59-69	A	1937-38	W, 30-28	H	1/4/68	L, 44-82	A	1/29/98	W, 99-79	H	1/13/92	L, 76-86	A			
1/16/10	L, 63-79	A	2/20/13	L, 65-67	A	1937-38	L, 25-29	A	2/17/68	W, 74-73	H	1/4/99	W, 71-69	H	2/22/92	W, 80-75	H			
2/11/10	L, 56-59	H	2/20/14	W, 87-70	H	1/19/39	L, 25-40	A	1/6/69	L, 66-107	A	1/30/99	W, 72-60	A	1/16/93	L, 95-111	H			
1/15/11	L, 52-64	H	1/14/15	W, 69-52	A	2/3/39	L, 21-26	H	2/17/69	L, 63-77	H	1/27/00	W, 80-59	H	2/6/93	L, 96-100	A			
2/10/11	L, 64-77	A	1/13/16	L, 60-74	H	2/2/40	L, 24-29	H	12/13/69	L, 63-80	A	2/24/00	W, 74-58	A	2/2/94	L, 74-81	A			
						2/16/40	L, 30-31	A												

Southeast Missouri State
REDHAWKS

SERIES RESULTS VS. 2016-17 FOES

2/19/94	L, 95-96	H	SIU Edwardsville			2/14/04	L, 86-90	A
2/1/95	L, 79-83	H	Overall: 16-9			1/13/05	L, 101-105 ^{2OT}	A
2/18/95	L, 55-83	A				2/12/05	W, 85-68	H
2/1/96	L, 77-81	A	2/24/72	W, 87-82	H	12/8/05	W, 70-69	H
2/22/96	L, 61-79	H	3/5/72	L, 84-89	A	1/19/06	L, 63-68	A
1/23/97	L, 75-77	A	1/2/76	L, 75-99	N	12/7/06	L, 72-75	A
2/6/97	L, 75-86	H	11/24/81	W, 67-57	H	1/18/07	W, 92-78	H
1/17/98	L, 66-101	A	12/5/81	W, 87-61	A	12/6/07	W, 102-95 ^	H
2/14/98	L, 71-82	H	2/4/82	W, 81-62	H	1/17/08	L, 75-87	A
1/14/99	L, 70-71	H	12/14/84	W, 101-64	H	12/6/08	L, 72-83	H
2/11/99	L, 52-62	A	1/5/85	W, 63-58	A	2/26/09	L, 82-87	A
2/27/99 •	L, 61-62	N	2/10/86	W, 90-79	H	12/5/09	W, 74-66	A
1/15/00	W, 84-78	A	11/22/86	L, 62-72	A	2/25/10	L, 67-74	H
2/12/00	L, 60-77	H	11/23/90	W, 111-85	N	12/4/10	L, 67-77	H
3/5/00 •	W, 67-56	N	11/14/98	W, 78-35	H	2/24/11	L, 52-57	A
1/11/01	L, 58-60	H	12/31/08	L, 69-70	H	2/4/12	L, 72-75	H
2/8/01	L, 54-65	A	2/2/10	W, 68-49	H	1/12/13	L, 69-81	A
1/19/02	L, 72-85	A	2/7/11	W, 83-63	A	1/11/14	W, 102-94	H
2/16/02	L, 86-92	H	1/12/12	W, 85-68	H	1/3/15	W, 77-62	A
1/18/03	W, 78-68	H	2/11/12	W, 85-72	A	1/2/16	L, 66-72	H
2/15/03	L, 65-71	A	1/24/13	L, 77-80	A			
2/7/04	L, 74-80	H	2/7/13	W, 76-67	H	Tennessee Tech		
2/26/04	L, 63-76	A	2/23/14	W, 82-78	H	Overall: 15-32		
2/5/05	W, 61-58	A	2/6/14	L, 88-93 ^{OT}	A			
2/24/05	L, 57-61	H	1/29/15	L, 61-75	H	1/27/92	L, 51-84	A
3/1/05 •	W, 61-58	A	2/19/15	L, 72-75	A	2/8/92	L, 78-88	H
1/7/06	L, 68-81	A	1/28/16	W, 58-51	A	2/1/93	W, 79-74	H
1/28/06	L, 69-76	H	2/18/16	L, 69-72	H	3/1/93	L, 99-113	A
1/8/07	W, 96-85	A				1/15/94	W, 87-77	H
1/27/07	L, 67-85	H	Tennessee State			2/12/94	W, 89-83	A
1/7/08	L, 51-79	H	Overall: 19-24			1/14/95	L, 58-97	A
1/26/08	L, 85-86	A				2/13/95	W, 89-73	H
1/24/09	L, 55-80	A	1/25/92	L, 62-63	A	1/22/96	W, 81-78 ^{OT}	H
2/17/09	L, 62-70	H	2/10/92	W, 76-66	H	2/17/96	L, 69-102	A
1/23/10	L, 61-80	H	1/9/93	L, 70-95	A	1/20/97	L, 82-86	A
2/16/10	L, 68-80	A	2/20/93	W, 94-77	H	2/15/97	W, 78-65	H
1/22/11	L, 58-96	A	1/22/94	L, 83-94	H	1/8/98	W, 69-51	H
2/16/11	W, 64-57	H	1/29/94	L, 87-96	A	2/5/98	L, 57-77	A
2/2/12	L, 73-81	A	1/21/95	L, 80-83	A	1/9/99	W, 64-51	A
2/15/12	L, 66-75	H	1/28/95	W, 66-64	H	2/6/99	L, 62-68	H
1/5/13	L, 66-74	H	1/20/96	L, 70-82	H	12/2/99	W, 84-79	A
3/2/13	W, 84-68	A	2/19/96	L, 73-76	A	1/18/00	W, 61-50	H
1/2/14	L, 75-82	A	1/6/97	W, 71-53	A	12/9/00	L, 68-70	H
3/1/14	W, 118-115 ^{2OT}	H	2/1/97	W, 78-75	H	2/6/01	L, 69-79	A
2/5/15	L, 72-82	A	1/13/98	W, 60-59	A	1/24/02	L, 62-75	H
2/14/15	L, 92-94 ^{OT}	H	12/5/98	W, 70-49	A	2/2/02	L, 67-82	A
2/4/16	L, 72-78	H	2/2/99	W, 61-54	H	2/26/02 •	L, 58-73	A
2/13/16	L, 56-83	A	1/6/00	W, 79-46	H	2/1/03	W, 75-71	H
			2/3/00	L, 52-56	A	2/27/03	L, 73-89	A
Northern Kentucky			1/4/01	W, 88-57	A	1/10/04	L, 69-71	H
Overall: 1-1			2/3/01	L, 94-96	H	1/22/04	L, 73-74	A
			1/7/02	L, 82-94	H	1/8/05	L, 61-63	A
11/29/13	W, 79-65	N	1/31/02	L, 65-72	A	1/20/05	L, 81-82 ^{OT}	H
12/19/15	L, 69-79	A	1/30/03	W, 87-67	H	12/10/05	L, 65-79	H
			3/1/03	W, 89-82	A	1/21/06	L, 76-87	A
			1/15/04	W, 81-75	H	12/9/06	L, 76-91	A
					1/20/07	L, 80-87		



Southeast Missouri State
REDHAWKS

RECORDS VS. ALL OPPONENTS

Abilene Christian.....	3-0	Eastern Illinois*	25-23	Middle Tennessee.....	14-7
Alabama A&M	2-1	Eastern Kentucky *	18-29	Millikin.....	2-3
Alabama-Birmingham.....	0-1	Eastern Michigan	0-2	Mississippi.....	0-3
Alabama-Huntsville.....	0-2	Eastern Tennessee State..	1-0	Mississippi State.....	0-1
Alaska.....	1-0	Eastern Washington	1-0	Mississippi Valley State...	0-3
Alcorn State.....	2-0	Emporia State.....	1-0	Missouri	0-8
Arkansas.....	1-8	Evangel College	1-0	Missouri Baptist.....	15-0
Arkansas College.....	1-0	Evansville*	3-10	Missouri-Kansas City.....	7-2
Arkansas-Little Rock.....	1-3	Fairfield	1-1	Missouri State	54-90
Arkansas State	31-29	Florida Gulf Coast.....	0-1	Missouri-St. Louis.....	26-11
Arkansas Tech	0-1	Florida Southern.....	0-2	Missouri S&T.....	102-32
Augustana.....	1-0	Florida State.....	0-1	Missouri Southern.....	8-1
Austin Peay.....	21-35	Fort Wayne.....	1-1	Missouri Western	4-2
Baker University.....	3-0	Fresno State.....	0-1	Montana.....	0-4
Ball State.....	0-2	Grambling State.....	0-1	Morehead State	17-28
Belmont	0-4	Hannibal-LaGrange.....	5-0	Morris Brown.....	2-0
Benedictine.....	1-0	Harding	1-0	Murray State.....	19-54
Bethel College.....	1-0	Harris-Stowe.....	9-2	Nebraska.....	0-1
Birmingham Southern.....	0-1	Henderson State.....	3-2	Nebraska-Kearney.....	0-1
Bowling Green.....	0-2	Hendrix College	0-1	New Haven University.....	0-1
Bradley	2-6	Houston.....	0-1	New Mexico Highlands.....	0-1
Cal State Bakersfield.....	0-1	Illinois.....	0-2	New Mexico.....	0-1
Cal State Hayward.....	1-0	Illinois-Chicago.....	0-2	New Orleans.....	2-0
Cal State Riverside.....	2-1	Illinois College	5-0	Nicholls State	0-1
Cal State Santa Barbara...	1-0	Illinois State	1-7	Norfolk State.....	2-0
Campbell.....	1-0	Indiana State.....	0-2	North Alabama.....	2-0
Canterbury College.....	3-0	Iowa.....	0-1	North Carolina Central.....	0-1
Cenatary.....	0-1	Iowa State.....	0-2	North Texas.....	1-1
Central Arkansas.....	8-6	IUPUI.....	2-0	Northern Illinois.....	1-1
Central Baptist College	1-0	Jackson State.....	2-0	Northern Kentucky	1-1
Central Florida.....	1-0	Jacksonville State*	6-13	Northwest Missouri.....	65-60
Central Methodist*	7-0	Kansas	0-1	Northwest Oklahoma.....	1-0
Central Michigan.....	1-0	Kansas State.....	0-1	Oakland City.....	17-0
Central Missouri.....	38-37	Kentucky Christian.....	1-0	Oakland University.....	0-1
Chattanooga.....	1-0	Kentucky Wesleyan.....	6-12	Ohio Northern.....	1-0
Cheyney State.....	1-0	Lewis University.....	1-0	Oklahoma.....	0-1
Chicago State.....	1-1	Lincoln University.....	28-20	Oklahoma State.....	0-1
Christian Brothers.....	13-3	Lindenwood College.....	1-0	Old Dominion.....	0-1
Cincinnati.....	0-2	Longwood*.....	1-0	Oral Roberts.....	1-4
Cleveland State.....	1-1	Louisiana State.....	0-1	Oregon.....	0-1
Colorado State.....	0-2	Louisiana Tech*.....	1-3	Ottawa University	2-2
Columbia College.....	1-0	Louisville	0-1	Ouachita Baptist.....	2-0
Concordia Seminary	22-12	Loyola Marymount.....	0-2	Panhandle A&M	2-0
Coppin State.....	0-1	Loyola (New Orleans).....	1-0	Parks College.....	1-0
Creighton.....	0-1	Lyon College	1-0	Peru State.....	2-0
Culver-Stockton*.....	3-1	Maine.....	1-0	Philander Smith.....	1-0
Dakota Wesleyan.....	1-0	Maryville College.....	4-0	Pittsburg State	5-0
Dayton.....	0-1	MacMurray College.....	1-0	Prairie View A&M	1-0
Delta State	8-10	McKendree College.....	19-5	Purdue.....	0-2
DePaul.....	0-1	McNeese State	1-1	Quincy College	12-10
Drake.....	0-1	Memphis.....	2-5	Robert Morris	1-0
Drury College.....	1-0	Miami (Ohio).....	1-1	Rockhurst	2-0
Earlham College.....	1-0	Mid-Continent.....	1-0	Rust College.....	2-0
East Texas	1-0	Midwestern University.....	2-1	Sacramento State	2-0

Southeast Missouri State REDHAWKS

RAY VS. ALL OPPONENTS

Team	W-L	Georgia.....	1-3	North Carolina.....	0-1	Texas-San Antonio.....	1-0
Alabama.....	0-4	Hannibal-LaGrange.....	1-0	Northern Kentucky.....	0-1	Tulane.....	0-1
Alabama A&M.....	0-2	Harris-Stowe.....	1-0	Ole Miss.....	2-6	UNLV.....	0-1
Alcorn State.....	1-0	Jackson State.....	1-0	Oregon State.....	0-1	Utah State.....	1-1
Arkansas.....	0-4	Jacksonville.....	1-0	Prairie View A&M.....	1-0	UT Martin.....	1-1
Arkansas State.....	0-1	Jacksonville State.....	0-1	Providence.....	0-1	Vanderbilt.....	2-3
Auburn.....	3-2	Kennesaw State.....	1-0	Saint Louis.....	1-0	Western Carolina.....	1-0
Austin Peay.....	0-2	Kentucky.....	0-4	South Carolina.....	2-3	Total	42-84
Belmont.....	0-1	Loyola Chicago.....	1-1	South Carolina Upstate.....	0-1		
Bowling Green.....	0-1	Loyola Marymount.....	0-1	South Florida.....	1-0		
Central Arkansas.....	1-0	LSU.....	1-3	Southeastern Louisiana.....	1-0		
Clayton State.....	1-0	Marquette.....	0-1	Southern Illinois.....	0-1		
Dayton.....	0-1	Maryland Eastern Shore.....	1-0	SIU Edwardsville.....	1-1		
Eastern Illinois.....	0-2	McNeese State.....	0-1	TCU.....	0-2		
Eastern Kentucky.....	0-1	Memphis.....	0-1	Tennessee.....	1-4		
Evansville.....	0-1	Mississippi Valley State.....	2-0	Tennessee State.....	0-1		
Florida.....	0-4	Missouri.....	2-2	Tennessee Tech.....	0-1		
Florida Atlantic.....	1-0	Missouri State.....	1-0	Texas.....	0-1		
Florida A&M.....	1-0	Morehead State.....	0-1	Texas Rio Grande Valley.....	0-1		
Florida Gulf Coast.....	1-0	Murray State.....	0-2	Troy.....	0-1		
Florida State.....	1-0	New Orleans.....	1-0	Texas A&M.....	1-3		





THIS IS THE OVC

Southeast Missouri State

REDHAWKS

OVC HISTORY

Now in its 69th year, the Ohio Valley Conference continues to build on the success that has made it the nation's eighth-oldest NCAA Division I conference.

In May 2011 the Conference expanded for the second time in four years, adding Belmont University which began competition in the 2012-13 academic year. The addition of Belmont gave the OVC 12 members, the most the league has had at one time in its illustrious history. The move added a second team in the city of Nashville and was the first addition to the league since Southern Illinois University Edwardsville joined in 2008. Subsequently, the league has shown its stability over the past decade, seeing only one member institution depart over the past 16 years.

The 2009-10 school year saw a change in leadership as Beth DeBauche was named the seventh full-time Commissioner in league history on July 28, 2009. The last three commissioners of the OVC have moved onto jobs as the commissioner of the Big Ten, Big 12 and the Mid-American Conferences.

The OVC's proud history dates back to 1948, but seeds for the new league were actually planted in 1941. It was then that Roy Stewart, the athletics director at Murray State, Charles "Turkey" Hughes, the athletics director at Eastern Kentucky, and Kelly Thompson, the public relations director at Western Kentucky, first broached the idea of forming a new conference. Discussions were put on hold by World War II, but reemerged February 27-28, 1948 at the Kentucky Hotel in Louisville as the three original institutions combined with Morehead State, Louisville and Evansville to form the OVC.

In the 1950s, the OVC became a pioneer on a much more significant scale socially. During times of racial segregation, league member Morehead State became one of the first non-traditionally black mid-southern institutions to accept

a black student. In 1958 Marshall Banks earned athletically-related aid at Morehead, which signed a second black athlete, Howard Murphy, a year later. In 1961 Murphy earned all-conference recognition as a halfback in football. With racial barriers broken, the rest of the institutions in the league began to provide educational and athletic opportunities to African-Americans.

After Title IX legislation passed in 1972, women's athletics began a rebirth on the national scene as the NCAA began sponsoring and marketing women's sports. Recognizing the need to provide increased opportunities for female athletes, the OVC began formulating plans for women's athletics in 1975 and established women's championships in the sports of basketball, tennis and track in 1977, with cross country and volleyball added over the next four years. Those sports were initially governed by the Association of Intercollegiate Athletics for Women (AIAW), but the overall strength of women's programs in the league was demonstrated by the automatic bids the OVC instantly received when the NCAA became the governing body in 1982. The conference added women's golf and softball in 1994 and women's soccer in 1998.

Through the past 68 years, 15 teams have won or shared the league's football title. The list is led by Eastern Kentucky, winner of 21 outright or shared football crowns, which is tied for the most in Football Championship Subdivision history (with Massachusetts). Among OVC teams, former member Middle Tennessee is next with 11 titles, followed by Tennessee Tech with 10, and Murray State and former member Western Kentucky with eight apiece. Eastern Illinois has claimed seven football crowns and Jacksonville State has five, while Morehead State, Tennessee State and former members Evansville and East Tennessee State have captured two apiece. Austin Peay, Southeast Missouri, UT Martin and

former member Youngstown State have one title apiece.

Murray State and Evansville tied for the initial football championship, and the Racers participated in the first-ever bowl game by an OVC team, tying Sul Ross State 21-21 in the 1948 Tangerine Bowl. From 1948 to 1975, OVC teams played in 15 bowl games, winning eight of them. Eastern Kentucky and Western Kentucky were also participants in the NCAA Division II playoffs in the early and mid-1970s prior to the NCAA's reclassification of football programs into Division I-AA. The term "I-AA" lasted until the end of the 2006 season when it was changed to Division I Football Championship Subdivision (FCS).

The first Division I-AA/FCS football playoff was held in 1978 with only four teams, which is the only year through present day that the OVC did not field a playoff representative. In 1979, four of the nation's top teams were invited to the playoffs, and two of them - Eastern Kentucky and Murray State - were from the OVC. Murray dropped its semifinal game to Lehigh, but the Colonels nipped Nevada-Reno in double overtime and claimed the national championship a week later with a 30-7 victory over Lehigh. ECU was coached by former All-America quarterback Roy Kidd, who was in his 16th year at the helm of his alma mater and who skippered the Colonels to a second national title three years later. Following the 2002 season, Kidd retired after 39 years at ECU; upon retirement, he ranked sixth all-time among Division I coaches with 315 victories, earning him a spot in the College Football Hall of Fame. ECU's now 21 FCS playoff appearances are the second for the most all-time (behind only Montana's 24 berths).

In addition to Kidd, other coaching legends in the OVC include Charles "Bubber" Murphy, who coached at Middle Tennessee from 1947-1968, Western Kentucky's Jimmy Feix (1968-83), Wilburn Tucker (1954-67) and Don Wade

(1968-82) of Tennessee Tech, Bill Ferguson (1967-77) of Murray State, Guy Penny (1959-67) of Morehead State and Boots Donnelly (1977-78 at Austin Peay; 1979-1998 at Middle Tennessee). Following the 2011 season Eastern Illinois head coach Bob Spoo retired after 25 years at the school (the last 16 as members of the OVC). In his time as an OVC coach he compiled 92 total victories (fifth-most in league history) and 68 OVC wins (fourth-most in league history) and was inducted into the OVC Hall of Fame in 2012. In 2016 former Murray State head coach Frank Beamer (1981-86) was inducted into the OVC Hall of Fame; he introduced his wide tackle six defense to the OVC and compiled a 43-23-2 record with the Racers before leaving for his alma mater Virginia Tech where he won 280 games of 29 seasons.

A sampling of former OVC football stars, some of whom were All-Americans during their collegiate careers before achieving stardom at the professional ranks, include Jim Youngblood and Larry Schreiber (Tennessee Tech), Phil Simms (Morehead State), Virgil Livers and Dale Lindsey (Western Kentucky), Myron Guyton and Chad Bratzke (Eastern Kentucky), Cortland Finnegan (Samford) and Tony Romo and Jimmy Garoppolo (Eastern Illinois). In 2008, former Tennessee State standout Dominique Rodgers-Cromartie became just the fourth NFL First Round draft pick in OVC history when he was selected 16th overall by the Arizona Cardinals. He would break into the starting lineup halfway through his rookie season and started at cornerback for the Cardinals in Super Bowl XLIII.

The 2007 season marked a return to scholarship football and the OVC for the Austin Peay Governors. Following the 1996 season the Governors dropped scholarship football and competed as both an independent (1997-00, 2006) and as a member of the Pioneer Football League (2001-05).

The 2007 season also brought

new vernacular to the Ohio Valley Conference and the division formerly known as I-AA. Beginning with the 2006 National Championship game the term I-AA was changed to NCAA Football Championship Subdivision (FCS) in a decision by the Division I Board of Directors. The new label was chosen to communicate in a positive and clear manner the unique differences between Division I football categories (chiefly, the post-season opportunity) while still defining them within the Division I experience. The FCS includes programs that compete in an effort to participate in the NCAA championship postseason structure (one of 90 NCAA national championships) as opposed to the Football Bowl Subdivision (FBS) which competes in an effort to participate in the postseason bowl system (the 41 NCAA-licensed events which includes the College Football Playoff).

In 2010 Southeast Missouri State, picked to finish seventh in the preseason poll, compiled a 7-1 Conference record on the way to its first OVC Championship since joining the league in 1991. Overall the Redhawks were 9-2 during the regular season and earned a berth in the FCS Playoffs, its first playoff berth at any level in the program's 104-year history. Southeast would lose to eventual national champion Eastern Washington in the second round of the playoffs. Head coach Tony Samuel capped the year by winning the Sports Network's Eddie Robinson Award, given to the National Coach of the Year. Samuel was the second OVC coach to win the award (joining Murray State's Houston Nutt who won the award in 1995).

For only the second time in league history in 2011, three teams shared the OVC football championship, as Eastern Kentucky, Jacksonville State and Tennessee Tech finished with 6-2 records. The only other time in league history more than two champions were crowned at the end of the year was 1962 (when four teams shared the

crown).

In 2012 Eastern Illinois became just the fourth football team in OVC history to go from worst-to-first in winning the OVC Championship. The Panthers were led by head coach Dino Babers who became just the fourth first-year head coach to win an OVC Championship (joining Boots Donnelly in 1977, Jason Simpson in 2006 and Dean Hood in 2008 - Jacksonville State head coach John Grass would become the fifth coach to achieve that feat in 2014). During the year Eastern Illinois junior wide receiver Erik Lora shattered the FCS single-season receptions record, hauling in 136 passes in 12 games; that mark was 13 more than the previous NCAA record and 44 more than the previous OVC mark.

In 2013 Eastern Illinois repeated as OVC Champions behind Walter Payton Award winner Jimmy Garoppolo. The quarterback became just the second OVC player to earn the National Player of the Year Award, joining former EIU signal caller Tony Romo (2002). Garoppolo passed for 5,050 yards (second most in NCAA single-season history) and 53 touchdowns (fourth in NCAA history) in leading the Panthers to a 12-2 record and berth to the quarterfinals of the FCS Playoffs. Garoppolo was drafted by the New England Patriots in the second round of the 2014 NFL Draft, becoming just the fifth OVC player selected in that round and just the fifth OVC quarterback ever selected (and first since 1998).

The 2013 season saw the OVC snap a 19-game playoff losing streak dating back to the 2000 season. Tennessee State shutout Butler (marking the first OVC road playoff victory since 1986) to snap the streak while later that day Jacksonville State smashed Samford in the first round. A week later Eastern Illinois beat Tennessee State while Jacksonville State won at McNeese State to each advance to the quarterfinals; that marked the first time the OVC put two teams in the quarterfinals in the same season

Southeast Missouri State

REDHAWKS

OVC HISTORY

since 1991. Overall the four total playoff wins in the same season established a new OVC record.

In 2015 Jacksonville State ascended to No. 1 in both major Top 25 polls, becoming the first OVC team to be ranked No. 1 since the 1999 season. The Gamecocks would go on to complete its second-straight 8-0 Conference mark and won three playoff games to become the first OVC team to advance to the Division I National Championship Game since 1982 (Eastern Kentucky). JSU lost to North Dakota State in the title game but finished the year 13-2 overall and ranked No. 2 in the final Top 25 polls. Head coach John Grass became the first OVC coach honored as the AFCA National Coach of the Year while quarterback Eli Jenkins was named the FCS ADA National Quarterback of the Year, finishing the year with 2,788 passing and 1,161 rushing yards (one of just three Division I quarterbacks - FBS or FCS - to achieve those numbers during the year).

Football wasn't the only sport in which the OVC was quickly gaining respect. In 1955, the OVC became only the second six-member league nationally to earn an automatic bid to the prestigious NCAA Men's Basketball Tournament, which, at that time, was limited to only 24 participants. The Conference quickly proved worthy of that bid, as Morehead State defeated Marshall (107-92) and Wayne State (95-84) in the 1956 tournament.

Fifteen years later, former OVC member Western Kentucky became the first and only Conference team to reach the Final Four. The Hilltoppers defeated Jacksonville, Kentucky and Ohio State before losing to Villanova in double overtime in the national semifinals. WKU went on to finish in third place after beating Kansas 77-75 in the consolation game.

Since that time, the OVC has recorded some of the biggest upsets in the history of the NCAA Tournament. Perhaps the most famous moment came in 1987,

when Austin Peay came from fourth place in the regular season to win the OVC Tournament and earn the league's automatic bid. The Governors drew powerful Illinois, and were such big underdogs, that ESPN broadcaster Dick Vitale promised to stand on his head if APSU won the game. After a 68-67 victory over the Illini, and a narrow 90-87 overtime loss to eventual Final Four participant Providence in the second round, Vitale made good on his promise in a visit to Clarksville two months later.

Murray State added to the OVC's string of upsets in 1988 when it knocked off 14th-ranked North Carolina State, 78-75. The Racers' M&M Boys - Jeff Martin and Don Mann - combined for 39 points in the win. MSU nearly went on to the Sweet 16 that year, losing to eventual national champion Kansas, 61-58. A bank shot by Mann that would've given the Racers a one-point lead rolled off the rim with three seconds left. In 1990 as a No. 16 seed, Murray State took No. 1 seed Michigan State into overtime before falling 75-71; that game still marks the closest a No. 16 seed has come to knocking off a No. 1 in men's tournament action. More recently, Murray State has dominated the OVC Tournament, reaching the championship game every year in the 1990's. The Racers' 15 OVC Tournament Championships are the most among all OVC schools.

After former member Middle Tennessee State won a first round game in 1989, the league had a drought as no other OVC team won a NCAA Tournament game for the next 19 years. But Morehead State, coming off a thrilling double overtime OVC Tournament victory over Austin Peay, topped Alabama State 58-43 in the Opening Round game at University of Dayton Arena in Dayton, Ohio. The game was played in front of an Opening Round record crowd of 11,346 and included many MSU fans who made the three-hour drive from Morehead for the game.

Southeast Missouri State REDHAWKS

OVC HISTORY

In 2009-10, Murray State made OVC history by winning a record 31 games (31-5) on its way to the league's regular season and tournament championships. In the first round of the NCAA Tournament, the No. 13 seed Racers topped Vanderbilt in thrilling fashion when senior Danero Thomas hit a jumper as time expired to lift MSU to a 66-65 victory. It marked the first OVC team to advance to the second round of the NCAA Tournament since 1989, and snapped a skid of 71-straight losses to Southeastern Conference foes (dating back to 2000-01). In the second round, the Racers pushed eventual national runner-up Butler to the brink before losing 54-52.

In 2010-11 Morehead State would make it three NCAA Tournament wins in as many years for the league and got a bit of revenge for the 2009 tournament loss to Louisville in the process. After finishing second in the regular season and winning the OVC Tournament Championship, the No. 13 seeded Eagles were shipped to Denver to play the in-state foe Cardinals. MSU jumped out to a 15-2 advantage but were down four points (61-57) with just over a minute to play in regulation. After two free throws from two-time OVC Player of the Year Kenneth Faried, the Eagles held for one final shot attempt and senior Demonte Harper pulled up off a cross-over dribble to nail a 3-pointer with 4.3 seconds left that gave Morehead State a 62-61 lead. UofL had one last attempt but Faried blocked the Cardinals last shot, giving MSU the win, its first over Louisville since the 1956-57 season.

In 2011-12 Murray State put together one of the greatest seasons in OVC history, beginning the year 23-0 (an all-time OVC best) and being ranked as high as No. 7 in the coaches poll on Feb. 6. The squad was the first OVC team to be nationally-ranked since Murray State was ranked in 1997-98; in addition the top 10 ranking was the first for an OVC team since

the 1970-71 campaign (WKU). The Racers would top nationally-ranked Memphis and Saint Mary's during the season and win the league's regular season and tournament championships. MSU earned a No. 6 seed in NCAA Tournament, the highest-ever seed for an OVC team since the NCAA began seeding the field in 1979. The Racers would top Colorado State 58-41 in the second round before falling to Marquette in the third round. Murray State would win 31 games overall, tying the OVC all-time record the Racers set in 2009-10.

After the Murray State win in 2011-12, the league had won NCAA Tournament games in four-straight seasons, something that had never happened in league history (three-game winning streaks from 1960-62 and 1987-89 had been the previous best streaks). Over that time period (2009-12) the OVC was one of just nine conferences nationally to win a NCAA Tournament game in each season and one of only three non-BCS leagues (joining the Atlantic 10 and WCC) to do so.

In 2013-14 Murray State won five games to claim the CollegelInsider.com Postseason Tournament (CIT) and in the process became the first OVC men's basketball team to ever play games in the month of April.

The 2014-15 season saw five OVC men's basketball teams earn postseason bids, the most in league history, and a year later (2015-16) that number was eclipsed with six teams making national postseason tournaments. Entering 2016-17 OVC men's basketball teams have at least one national postseason tournament victory in eight-straight seasons, an all-time league record.

In 2007-08, UT Martin guard Lester Hudson became the first men's Division I player to record a quadruple-double in a game, when he registered 25 points, 12 rebounds, 10 assists and 10 steals in a victory over Central Baptist College. Hudson, who ranked fourth in scoring nationally as a junior, returned for his senior season in

2008-09 and was second nationally in scoring (behind Davidson's Stephen Curry) at 27.5 points a contest. Hudson earned numerous honors (including OVC Player of the Year and OVC Male Athlete of the Year in each 2008 and 2009 and All-American status from several outlets) before being drafted by the Boston Celtics with the No. 58 pick of the 2009 NBA Draft.

During the 2010-11 year Faried, the nation's leading rebounder during the season, became the NCAA's Modern Era (since 1973) career rebounding leader, totaling 1,673 rebounds which passed Tim Duncan for the record (he is 11th all-time in NCAA history). Faried also finished his career with 86 double-doubles, second all-time to only Duncan. He is one of only six players in NCAA history to finish with 2,000-plus career points (2,009) and 1,600-plus career rebounds. Faried was drafted 22nd overall by the Denver Nuggets in the 2011 NBA Draft, becoming the first OVC player selected in the first round since Tennessee State's Carlos Rogers 1994.

Murray State guard Isaiah Canaan, a first-team All-American in 2011-12, capped his illustrious career in 2012-13 by becoming just the 17th player in OVC history to score 2,000 or more career points. Canaan, who was a key part of Murray State NCAA Tournament victories in both 2010 and 2012, earned a pair of OVC Player of the Year honors (2012 and 2013) during his career as well as being named OVC Freshman of the Year (2010), OVC Tournament MVP (2010) and OVC Male Athlete of the Year (2012). He was drafted by the Houston Rockets with the 34th overall pick (No. 2 pick of the second round) of the 2013 NBA Draft.

In 2014-15 Murray State became just the fifth OVC men's team to complete a perfect Conference season (16-0). The Racers were led by sophomore Cameron Payne who was named OVC Men's Basketball Player of the Year, OVC Male Athlete of the Year and earned

third-team All-American honors from CBSSports.com. Following the season Payne declared for the NBA Draft, becoming the first sophomore in OVC history to do so and one of just four OVC players all-time to enter and stay in the draft with eligibility remaining. Payne was selected in the lottery by the Oklahoma City Thunder (pick No. 14 overall), making him just the ninth First Round NBA Draft pick in OVC history.

Austin Peay made history in winning the 2016 OVC Men's Basketball Tournament as the Governors became the first No. 8 seed to claim the championship. APSU had to win its two regular season games just to qualify for the event and then won four games in four days to capture its fifth tournament crown. Along the way the Govs topped a No. 5 seed, No. 4 seed, No. 1 seed and No. 2 seed and were paced by MVP Chris Horton who averaged 22.5 points, 14.0 rebounds and 3.5 assists/ game during the event including a 37-point, 21-rebound and 30-point, 16-rebounds performance during the run.

In 2016, former Belmont All-American and 2012-13 OVC Co-Player of the Year Ian Clark became the first former OVC player to advance to the NBA Finals since former Tennessee State star Anthony Mason played for the New York Knicks in 1994. Clark was part of a Golden State Warriors team that won a NBA record 73 regular season games.

Through its 68 years, 13 teams have won or shared the league's regular season men's basketball title. Murray State heads the list with a Conference-record 24 outright or shared basketball crowns. Other past champions include former member Western Kentucky (19), Morehead State (9), Austin Peay (8), Eastern Kentucky (6), Tennessee Tech (5), former member Middle Tennessee (5), Belmont (3), Tennessee State (2), former member East Tennessee State (2), Southeast Missouri

State (1), UT Martin (1) and former member Akron (1).

Among the coaching greats in men's basketball have been Western Kentucky's E.A. Diddle, who retired with 759 victories and 10 OVC titles; John Oldham, who was a member of the very first All-OVC squad and went on to win seven OVC crowns during his coaching tenure at Tennessee Tech and Western Kentucky; Paul McBrayer, who guided Eastern Kentucky to 219 wins and three OVC crowns; and Cal Luther, who is the only person in Conference history to win men's basketball Coach of the Year honors at two league schools - Murray State and UT Martin. Current Austin Peay head coach Dave Loos became the winningest coach in OVC history in 2009-10, netting his 319th victory and passing Luther on the all-time list. Loos enters the 2016-17 season with 409 victories.

There have been an equal number of great players including Western Kentucky's Clem Haskins, who is the only three-time OVC Player of the Year. Several players have won OVC Player of the Year honors twice: Western Kentucky's Jim McDaniels (1969-70 and 1970-71), Murray State's Les Taylor (1971-72, 1972-73), Jeff Martin (1987-88, 1988-89), Popeye Jones (1989-90, 1990-91) and Marcus Brown (1994-95, 1995-96), Austin Peay's Otis Howard (1976-77, 1977-78), Middle Tennessee's Jerry Beck (1980-81, 1981-82), Akron's Joe Jakubick (1982-83, 1983-84), Tennessee State's Carlos Rogers (1992-93, 1993-94), UT Martin's Lester Hudson (2007-08, 2008-09), Morehead State's Kenneth Faried (2009-10, 2010-11) and Murray State's Isaiah Canaan (2011-12, 2012-13).

The OVC also has the honor of being the only conference to boast the nation's leaders in scoring, rebounding and assists all in one season. That feat was accomplished in 1991-92 by Morehead State's Brett Roberts (28.1 ppg), Murray State's Popeye Jones (14.4 rpg) and Tennessee Tech's Van Usher

(8.8 apg).

Women's basketball in the OVC has been dominated by Tennessee Tech, which has won or shared 18 regular-season titles and owns nine OVC Tournament crowns. In fact, the Golden Eagles have reached the championship game of the OVC Tournament 22 times in the past 34 years. Although Tennessee Tech remains the standard-bearer, five other teams have won 16 of the last 23 OVC Tournaments. UT Martin added its name to the list capturing its first OVC Tournament title in 2011 and also winning championships in 2012, 2013 and 2014. The Skyhawks became just the fourth team in OVC history (and first since Austin Peay from 2000-03) to win four-straight tournament titles. In 2016 Belmont won its first-ever OVC Tournament Championship.

Several coaches have made their mark in the history of OVC women's basketball. Former Tennessee Tech coach Marynell Meadors posted an amazing 363-139 (72.3%) record at Tech, becoming the first woman in NCAA or AIAW history to win 300 games at the same institution, while former Tennessee State skipper Teresa Phillips earned National Coach of the Year honors from USA Today in 1990 for turning around the Lady Tigers' program before going on to lead TSU to the NCAA Tournament in 1994 and 1995. Tennessee Tech coach Bill Worrell capped a stellar 20-year career in 2005-06 and was inducted into the OVC Hall of Fame in 2007; he compiled a 408-190 record while leading the Golden Eagles to an unprecedented 16 OVC regular-season titles and eight NCAA Tournament appearances, including five straight from 1989-93. Larry Joe Inman, who retired at the conclusion of the 2007-08 season and was inducted into the OVC Hall of Fame in 2009, won more than 100 games at both Middle Tennessee and Eastern Kentucky, and earned OVC Coach of the Year honors a record eight times - five times at ECU and three at MTSU. In 2012-13 Inman

came out of retirement to take the Tennessee State job; in 2014-15 he led the Lady Tigers to its first OVC Tournament Championship since 1995. Entering the 2015-16 season he has 535 victories.

Many great players have graced the hardwood over the years, including former OVC Players of the Year Brooke Armistead and Gerlonda Hardin from Austin Peay, Pam Chambers, Jerilynn Harper, Cheryl Taylor, Angela Moorehead, Roschelle Vaughn, Diane Seng, Janet Holt and Emily Christian from Tennessee Tech; Morehead State's Donna Murphy, Priscilla Blackford and Chynna Bozeman; Eastern Kentucky's Kim Mays; Southeast Missouri's Gray C. Harris; Murray State's Ashley Hayes; and UT Martin's Heather Butler and Jasmine Newsome.

Morehead State center Brittany Pittman set new school, league and NCAA standards for blocked shots in 2008-09. Pittman swatted 164 shots during the season, setting a new NCAA single-season record (which has since been broken). During the campaign, only her second with the Eagles, she also set career block records for both Morehead State and the OVC (287).

In 2012-13 the UT Martin duo of Jasmine Newsome and Heather Butler finished fifth and sixth nationally among NCAA scoring leaders. Newsome, the 2012 and 2013 OVC Player of the Year, averaged 22.6 points per game on the way to All-American honors while Butler averaged 22.4 points per contest. Butler set a NCAA record during the season by connecting on a 3-pointer in her 80th-straight game.

In 2013-14 Butler and Newsome capped their brilliant careers by ranking first and second in scoring in OVC history. Butler, the 2013-14 OVC Female Athlete of the Year, finished her career with 2,865 points, which ranked first in OVC and 16th in NCAA history. She also finished her career with 392 career 3-pointers (which was tied for the most in NCAA history following

her career but now ranks second) and scored in double figures in all 129 career games which ranks fifth in NCAA history. Following the season Butler was signed by the WNBA's San Antonio Stars where she became the first OVC player to make an active WNBA roster. Newsome capped her career with 2,566 points, second only to Butler in OVC history.

The league also had another historical moment in November 2008 when the NCAA awarded Nashville the 2014 NCAA Women's Division I Final Four. The OVC served as the host of the prestigious event, which is one of the biggest sporting events the city of Nashville can host. The event was held April 6 & 8 at Bridgestone Arena in downtown Nashville and was played in front of sold-out crowds for both the semifinals and championship as UConn topped Notre Dame in a battle of undefeated teams to win its ninth national title.

Over its 68 years, OVC teams have garnered national championships and bowl games in football, along with national team or individual titles in the sports of rifle, cross country, track and golf.

The OVC has also produced several Olympic athletes, including Murray State's Morgan Hicks, who was a member of the 2004 United States Olympic Rifle Team and Morehead State's Brian Shimer who competed in five Winter Olympics in bobsled (winning a bronze medal in 2002) and coached the 2010 United States bobsled team to its first gold medal since 1948. Former Morehead State football and Eastern Kentucky track and field athlete Dallas Robinson competed with the U.S. bobsled team during the 2014 Sochi Winter Olympics. In addition, some of the greatest players in professional sports were educated at OVC institutions. The list includes former greats such as football's Phil Simms (Morehead State), basketball's Clem Haskins (Western Kentucky) and Bubba Wells (Austin Peay) and two-sport

Southeast Missouri State REDHAWKS

OVC HISTORY

star Steve Hamilton (Morehead State) to present-day standouts like basketball player Kenneth Faried (Morehead State), football players Tony Romo (Eastern Illinois) and Jimmy Garoppolo (Eastern Illinois) and baseball players A.J. Ellis (Austin Peay) and Shawn Kelley (Austin Peay). Hamilton is the only athlete to ever play in the NCAA Basketball Championship, a Major League Baseball World Series (New York Yankees) and a NBA Championship Series (Los Angeles Lakers).

The OVC's first volleyball tournament was held in 1981, the same year Eastern Kentucky began a string of six straight tournament crowns. Former EKU skipper Dr. Geri Polvino compiled a 627-439 record in 32 seasons as head coach of the Colonels, earning OVC Coach of the Year honors eight times. More recently, former Austin Peay coach Cheryl Holt and former Southeast Missouri skipper Cindy Gannon also earned their peers' recognition multiple times with four awards each.

Throughout the last 33 years, 11 different teams have won an OVC regular-season or tournament volleyball crown. Since joining the league in 1991, Southeast Missouri has dominated the scene, winning seven of its eight regular-season titles during the 1990's, including five straight from 1993-97. The Redhawks have also won five tournament crowns (1994, 1996, 1998, 1999 and 2000). Jacksonville State won back-to-back OVC Tournament Championships (2005, 2006) including going through the OVC undefeated (16-0) in 2006 and winning a NCAA Tournament match in 2010, the league's first NCAA victory since 2000.

Following the 2007 season, Jacksonville State's Abbey Breit was named the OVC Offensive Player of the Year for the third-straight season, becoming the first player in OVC history to accomplish that feat. Five other individuals - Eastern Kentucky's Angela Boykins (1985-86), Morehead State's Dayle

Hammontree (1988-89), Southeast Missouri's Tuba Meto (1996-97), Morehead State's Amy Almond (2001-02) and Murray State's Scottie Ingram (2014-15) - were back-to-back winners of the award.

Morehead State won its fourth-straight OVC regular season championship in 2013. Over that four-year period (2010-13) the Eagles compiled an impressive 67-3 league record.

In 2007, Eastern Kentucky's Jacob Korir won his fourth-straight Conference cross country title becoming just the third OVC student-athlete and 13th athlete nationally to accomplish that feat. Korir was a three-time All-American in cross country, earning two top-10 finishes at the NCAA Cross Country Championship. The Nairobi, Kenya, native was also named a track and field All-American twice during his career, was selected as the OVC Male Athlete of the Year in 2006-07 and received the NCAA post graduate scholarship in 2008.

In 2011 the Eastern Kentucky men's cross country earned a national ranking in the USTFCCCA poll, climbing to as high as No. 17; the ranking was the highest for an OVC team since the polls began in the early 1980s. The EKU men would qualify for the NCAA Championship, becoming the first OVC team to reach the national championship meet since 1980. Eastern Kentucky finished 26th overall at the event as junior Soufiane Bouchikhi was 47th in a field of 252 runners. On the women's side Eastern Kentucky senior Lydia Kosgei became the first EKU woman to ever qualify for the NCAA Championship and went on to finish 37th at the national meet, marking the second-highest finish for a female in OVC history, and also earning All-American honors.

A year later (2012) the EKU men's cross country team was ranked as high as No. 11 nationally and finished 24th at the NCAA Championship. Wade Meddles led the team with a 38th place finish at the event while Bouchikhi was 40th.

In 2013 Eastern Kentucky placed 15th at the NCAA Championship, the highest national finish for an OVC team since 1980. Soufiane Bouchikhi capped his career by winning his fourth-straight OVC Championship and earning National Runner of the Week honors during the season. Bouchikhi finished 26th at the NCAA Championship in 2013, earning All-American honors for the second-straight season. In 2014 EKU qualified for its fourth-straight NCAA Championship and finished 23rd overall and in 2015 earned its fifth-straight bid and finished 17th overall. EKU is only the second OVC team to ever qualify for five-straight NCAA Championships (ETSU being the other); currently the Colonels are one of only 10 teams in the country to qualify for the national championships each of the last five years (2011-15).

In 2007 the Conference had two teams in the NCAA Women's Soccer Tournament for the first time in league history, as former OVC member Samford earned an at-large selection while Southeast Missouri was the Conference's automatic bid.

Former Austin Peay standout and 2012 OVC Soccer Player of the Year Tatiana Ariza represented her native country of Colombia in both the 2012 Summer Olympics in London (earning a start against the United States) as well as the 2015 FIFA Women's World Cup. In the 2015 event she assisted on the first World Cup goal in her country's history and in the following match helped her team to a 2-0 victory over France, giving Colombia its first-ever win at the event.

For the first time under the current format, OVC men's golfers qualified for the NCAA National Championship in back-to-back years in 2013 and 2014. Austin Peay's Dustin Korte advanced from the regional to the national championship in 2013 (finishing 116th overall) while APSU's Marco Iten won the Auburn Regional in 2014 to qualify for the National Championship (finishing 55th). In

2015 OVC three individual men's golfers competed in the NCAA Regionals (one automatic berth and two at-large berths) in addition to the Eastern Kentucky team; the three individuals were the most from the OVC to qualify in one year under the current format. The OVC also boasts three current PGA Tour professionals in Scott Stallings (Tennessee Tech), Josh Teater (Morehead State) and Danny Willett (Jacksonville State).

In April 2016 Willett won The Masters Championship in Augusta, Georgia. The former JSU standout, who was the 2006 OVC Freshman of the Year and the 2007 OVC Championship Medalist, entered the final round tied for fifth, three shots behind 2015 champion Jordan Spieth after rounds of 70-74-72.

In the final round Willett fired a 5-under par round of 67 to finish at 283 (-5) and top the field by three shots. He became just the eighth player in Masters history to win the event in his first or second start and just the second Englishman to win the event.

In 2009 it was OVC softball that accomplished several firsts as UT Martin (tournament champion) and Jacksonville State (at-large) were each selected for the NCAA Championship. Jacksonville State would take it a step farther by winning the Knoxville Regional (beating No. 13 national seed Tennessee along the way) to become the first OVC softball program to advance to a Super Regional. Jax State would fall to No. 4 Alabama in that Super Regional but finished the season 43-16 (19-2 OVC) and ranked 21st nationally in the ESPN.com/USA Softball poll and 24th nationally in the USA Today/NFCA poll.

In 2016 the OVC Softball Championship was held at a neutral site for the first time, as it was played at Choccolocco Park in Oxford, Alabama. Large crowds filled the stands to see Jacksonville State win its fifth OVC crown.

The league's baseball presence has continued to evolve since

its inception. The OVC baseball tournament moved to a neutral site for the first time in 2001 with Paducah, Kentucky and Brooks Stadium hosting the tournament in front of raucous crowds. The success of the tournament led to Jackson, Tennessee and The Ballpark at Jackson (the home of the Seattle Mariner's Class AA affiliate) - hosting the event for the first time in 2010.

The OVC also has made a statement in the NCAA Baseball Championship in recent years, with its teams involved in several memorable contests in the last decade. Tennessee Tech surprised Wake Forest in the opening round of the 2001 tournament and Southeast Missouri stunned host Alabama in the opening round of the 2002 championship. Five years later, Austin Peay captured the collegiate baseball world's attention by taking Vanderbilt, the 2007 No. 1 overall seed, to extra innings. Eastern Illinois pushed host Nebraska to the limit in 2008 followed by Tennessee Tech's memorable contest against host Clemson in 2009.

After not making the OVC Tournament field in either 2009 or 2010, Austin Peay, who was picked to finish seventh in the 2011 preseason poll, won the regular season and tournament championships to garner its fourth NCAA Tournament appearance. In the first game of NCAA Regional play the Govs knocked off host and No. 1 seed Georgia Tech 2-1.

In 2012 Austin Peay completed a "repeat squared" (back-to-back regular season and tournament championships) for the first-time in OVC history. The Govs would go on to top Indiana State and Cal State Fullerton at the Eugene Regional, before falling to host Oregon in the regional final. It marked the first time since the 2000 season (Middle Tennessee) that an OVC team had won multiple NCAA Tournaments games in the same season.

Austin Peay completed a "3-Peayt" by winning its third-straight OVC Tournament crown

Southeast Missouri State REDHAWKS

OVC HISTORY

in 2013. Along the way the Govs garnered the first nationally-ranking by an OVC team since 2009 (climbing to as high as 21st nationally) and tied the OVC single-season record with 47 victories. The Govs earned the No. 2 seed in the NCAA Bloomington Regional, becoming the first OVC team in the current regional format (since 1999) to earn anything other than a No. 4 seed. The squad topped Florida and Valparaíso to advance to the regional final for the second-straight season before losing to host Indiana. Govs senior closer Tyler Rogers was a big part of his team's success during the year, setting the NCAA single-season record for saves (23 - a mark that was later eclipsed during the College World Series).

In 2016 six OVC teams reached the 30-win plateau for the first time in league history; the previous single-season high had been four teams.

In 2014, for the third-straight year, 12 OVC players were selected in the Major League Baseball First-Year Player Draft. Of those 12 selections five came in the first 10 rounds, setting a new record for most OVC players picked in the first 10 rounds (eclipsing the old mark of three set several times). In 2016 13 OVC players were selected in the draft, tying the all-time record established in 2010; overall the OVC has had 78 players selected over the past seven years (2010-16).

A first in the OVC occurred in 2008, when the league had a first round draft pick in both the NFL (Tennessee State's Dominique Rodgers-Cromartie) and Major League Baseball (Eastern Kentucky's Christian Friedrich) Drafts in the same school year. A year later (2009) the league had a Major League Baseball First Round Compensation Round pick (Eastern Illinois' Tyler Kehrner who was No. 48 overall) and NBA Second Round pick (UT Martin's Lester Hudson) in the same season.

The playing field is not the only place where OVC athletes

are working hard. The league also recognizes excellence in the classroom. Six Scholar-Athlete Awards are presented yearly to male and female athletes, while others are commended for their academic success by being Medal of Honor recipients or earning a spot on the Commissioner's Honor Roll. Additionally, the league annually presents one institutional Academic Achievement Award, as well as separate team awards in each Conference-sponsored sport. Since the College Sports Information Directors of America (CoSIDA) Academic All-America program began, the Ohio Valley Conference has had 250 student-athletes honored with the award, including 58 over the last six years (2010-16).

Through the early years of the league, administrators wrestled with fan behavior due to the close proximity of the Conference members and the intense rivalries which developed. Just as it did decades ago, the OVC took the leadership role on what has become a national issue. In 1995, the OVC implemented a first-of-its-kind "Sportsmanship Statement," a policy which promotes principles of fair play, ethical conduct and respect for one's opponent. The statement has become a model for others to follow across the nation, and has answered the challenge of the NCAA Presidents Commission to improve sportsmanship in collegiate athletics.

Additionally, the OVC annually presents the Steve Hamilton Sportsmanship Award, in honor of the former Morehead State student-athlete, coach and athletics director, to a junior or senior student-athlete with significant athletic contributions who best exemplifies the characteristics of sportsmanship and citizenship. Most recently, the Conference has also implemented the OVC Institutional and Team Sportsmanship Awards, which are presented to one institution and 18 sport-specific teams voted by their

peers to have best exhibited the standards of sportsmanship and ethical conduct as outlined by the OVC and NCAA.

The vision of leadership demonstrated by the Founding Fathers in 1948 remains alive today as the Ohio Valley Conference prepares for the future. One example is in regard to the current trend in collegiate athletics administration for increased involvement of university presidents in setting policies and making rules. The presidents of OVC institutions, however, have always governed the Conference, long before presidential governance became a national theme.

The Ohio Valley Conference sponsors the following sports: baseball, basketball, cross country, football, golf, tennis and track for men, and basketball, cross country, golf, soccer, softball, tennis, track and volleyball for women. In addition, the OVC also sponsors the combined men's and women's sport of rifle.

Now in its seventh decade of competition, the Ohio Valley Conference has grown significantly from its humble beginnings while increasing the number of athletics opportunities it provides for students. Current league representatives include charter members Eastern Kentucky University, Morehead State University and Murray State University, along with Austin Peay State University, Belmont University, Eastern Illinois University, Jacksonville State University, Southeast Missouri State University, Southern Illinois University Edwardsville, Tennessee State University, Tennessee Technological University and the University of Tennessee at Martin.

Southeast Missouri State

REDHAWKS

2015-16 FINAL STATISTICS

2015-16 Standings												
East Division	QVC	Pct.	PF	PA	Overall	Pct.	PF	PA	Home	Away	Neutral	Streak
Belmont	12-4	.750	82.3	76.6	20-12	.625	82.4	78.4	11-1	8-10	1-1	L3
Tennessee State	11-5	.688	73.7	69.3	20-11	.645	73.3	68.8	11-3	7-7	2-1	L2
Morehead State	11-5	.688	73.0	68.2	23-14	.622	73.6	69.0	14-2	8-11	1-1	L2
Tennessee Tech	11-5	.688	79.3	75.6	19-12	.613	77.9	75.5	14-1	5-9	0-2	L2
Eastern Kentucky	6-10	.375	78.0	77.1	15-16	.484	80.5	79.1	10-6	5-10	0-0	L1
Jacksonville State	4-12	.250	65.9	72.4	8-23	.258	67.7	72.1	5-10	2-12	1-1	L8
West Division	QVC	Pct.	PF	PA	Overall	Pct.	PF	PA	Home	Away	Neutral	Streak
UT Martin	10-6	.625	73.1	72.1	20-15	.571	73.0	73.1	11-2	8-10	1-3	L1
Murray State	10-6	.625	71.6	65.5	17-14	.548	71.4	67.5	10-4	4-8	3-2	L1
Eastern Illinois	9-7	.563	74.9	74.9	13-17	.433	71.5	73.8	9-5	4-9	0-3	L1
Austin Peay	7-9	.438	74.1	75.9	18-18	.500	76.1	76.8	7-7	7-9	4-2	L1
SIUE	3-13	.188	64.6	71.8	6-22	.214	65.7	73.9	3-11	3-11	0-0	L2
Southeast Missouri	2-14	.125	67.5	78.2	5-24	.172	67.0	77.7	3-10	2-14	0-0	L8

Scoring Offense	G	W-L	Pts	Avg/G
Belmont	32	20-12	2638	82.4
Eastern Kentucky	31	15-16	2497	80.5
Tennessee Tech	31	19-12	2416	77.9
Austin Peay	36	18-18	2740	76.1
Morehead State	37	23-14	2722	73.6
Tennessee State	31	20-11	2273	73.3
UT Martin	35	20-15	2554	73.0
Eastern Illinois	30	13-17	2145	71.5
Murray State	31	17-14	2212	71.4
Jacksonville State	31	8-23	2100	67.7
Southeast Missouri	29	5-24	1944	67.0
SIUE	28	6-22	1839	65.7

Free Throw Pct	G	FTM	FTA	Pct
Tennessee Tech	31	566	762	.743
Jacksonville State	31	415	567	.732
Eastern Kentucky	31	511	700	.730
Belmont	32	472	651	.725
Murray State	31	444	613	.724
UT Martin	35	504	711	.709
SIUE	28	413	587	.704
Tennessee State	31	510	733	.696
Morehead State	37	557	801	.695
Austin Peay	36	627	936	.670
Eastern Illinois	30	385	588	.655
Southeast Missouri	29	392	612	.641

3-Point FG Pct	G	3FGM	3FGA	Pct
Eastern Kentucky	31	258	653	.395
Murray State	31	226	621	.364
Tennessee Tech	31	266	731	.364
Belmont	32	338	931	.363
Morehead State	37	215	593	.363
Eastern Illinois	30	232	663	.350
UT Martin	35	274	789	.347
Austin Peay	36	223	645	.346
Jacksonville State	31	243	709	.343
Tennessee State	31	173	517	.335
SIUE	28	158	519	.304
Southeast Missouri	29	154	513	.300

3-Point FG Pct Defense	G	3FGM	3FGA	Pct
Jacksonville State	31	179	543	.330
Eastern Illinois	30	212	634	.334
UT Martin	35	308	907	.340
Southeast Missouri	29	233	665	.350
Belmont	32	242	688	.352
Tennessee State	31	253	705	.359
Morehead State	37	234	652	.359
Austin Peay	36	302	840	.360
Murray State	31	191	528	.362
Tennessee Tech	31	236	652	.362
SIUE	28	175	471	.372
Eastern Kentucky	31	251	668	.376

Rebounding Offense	G	Rebounds	Avg/G
Morehead State	37	1380	37.3
Tennessee State	31	1149	37.1
Austin Peay	36	1327	36.9
UT Martin	35	1279	36.5
SIUE	28	999	35.7
Tennessee Tech	31	1102	35.5
Southeast Missouri	29	1023	35.3
Belmont	32	1103	34.5
Eastern Illinois	30	1002	33.4
Murray State	31	1018	32.8
Eastern Kentucky	31	999	32.2
Jacksonville State	31	994	32.1

Scoring Margin	G	Off	Def	Margin
Morehead State	37	73.6	69.0	+4.6
Tennessee State	31	73.3	68.8	+4.5
Belmont	32	82.4	78.4	+4.0
Murray State	31	71.4	67.5	+3.8
Tennessee Tech	31	77.9	75.5	+2.5
UT Martin	35	73.0	71.3	+1.7
Eastern Kentucky	31	80.5	79.1	+1.4
Austin Peay	36	76.1	76.8	-0.7
Eastern Illinois	30	71.5	73.8	-2.3
Jacksonville State	31	67.7	72.1	-4.3
SIUE	28	65.7	73.9	-8.2
Southeast Missouri	29	67.0	77.7	-10.6

Field Goal Pct Defense	G	FGM	FGA	Pct
Tennessee State	31	698	1691	.413
UT Martin	35	883	2050	.431
Morehead State	37	810	1851	.438
Belmont	32	873	1977	.442
Tennessee Tech	31	836	1890	.442
Eastern Illinois	30	766	1722	.445
Murray State	31	719	1580	.455
Austin Peay	36	994	2159	.460
SIUE	28	708	1536	.461
Eastern Kentucky	31	837	1814	.461
Jacksonville State	31	783	1685	.465
Southeast Missouri	29	824	1733	.475

2015-16 FINAL STATISTICS

Rebounding Defense	G	Rebounds	Avg/G
Murray State	31	969	31.3
Morehead State	37	1196	32.3
Austin Peay	36	1235	34.3
Tennessee State	31	1068	34.5
UT Martin	35	1213	34.7
SIUE	28	981	35.0
Eastern Kentucky	31	1101	35.5
Belmont	32	1137	35.5
Tennessee Tech	31	1118	36.1
Jacksonville State	31	1163	37.5
Southeast Missouri	29	1104	38.1
Eastern Illinois	30	1161	38.7

Blocked Shots	G	Blocks	Avg/G
SIUE	28	112	4.00
Tennessee Tech	31	119	3.84
Tennessee State	31	113	3.65
Jacksonville State	31	96	3.10
Eastern Kentucky	31	95	3.06
Austin Peay	36	101	2.81
Belmont	32	81	2.53
Eastern Illinois	30	68	2.27
Morehead State	37	83	2.24
Murray State	31	66	2.13
UT Martin	35	70	2.00
Southeast Missouri	29	46	1.59

Assists	G	Assists	Avg/G
Belmont	32	544	17.00
Eastern Kentucky	31	494	15.94
Morehead State	37	533	14.41
Murray State	31	445	14.35
Tennessee Tech	31	442	14.26
Eastern Illinois	30	417	13.90
Austin Peay	36	479	13.31
Southeast Missouri	29	358	12.34
Jacksonville State	31	377	12.16
UT Martin	35	425	12.14
SIUE	28	303	10.82
Tennessee State	31	328	10.58

Steals	G	Steals	Avg/G
Morehead State	37	304	8.22
Tennessee State	31	250	8.06
Southeast Missouri	29	218	7.52
Eastern Kentucky	31	218	7.03
Austin Peay	36	250	6.94
Murray State	31	186	6.00
Eastern Illinois	30	177	5.90
UT Martin	35	203	5.80
Tennessee Tech	31	159	5.13
Jacksonville State	31	158	5.10
SIUE	28	138	4.93
Belmont	32	145	4.53

Offensive Rebounds	G	Rebounds	Avg/G
Morehead State	37	541	14.62
SIUE	28	339	12.11
Austin Peay	36	422	11.72
Tennessee State	31	352	11.35
Southeast Missouri	29	326	11.24
UT Martin	35	371	10.60
Jacksonville State	31	315	10.16
Eastern Illinois	30	299	9.97
Murray State	31	308	9.94
Tennessee Tech	31	291	9.39
Eastern Kentucky	31	274	8.84
Belmont	32	271	8.47

Defensive Rebounds	G	Rebounds	Avg/G
Tennessee Tech	31	811	26.16
Belmont	32	832	26.00
UT Martin	35	908	25.94
Tennessee State	31	797	25.71
Austin Peay	36	905	25.14
Southeast Missouri	29	697	24.03
SIUE	28	660	23.57
Eastern Illinois	30	703	23.43
Eastern Kentucky	31	725	23.39
Murray State	31	710	22.90
Morehead State	37	839	22.68
Jacksonville State	31	679	21.90

Turnover Margin	G	Team	Avg.	Opponent	Avg.	Margin
Morehead State.....	37	464	12.5	550	14.9	+2.32
Jacksonville State	31	331	10.7	387	12.5	+1.81
Tennessee State.....	31	426	13.7	481	15.5	+1.77
Eastern Illinois.....	30	364	12.1	410	13.7	+1.53
Murray State.....	31	367	11.8	410	13.2	+1.39
Eastern Kentucky	31	457	14.7	467	15.1	+0.32
UT Martin	35	426	12.2	420	12.0	-0.17
Southeast Missouri	29	402	13.9	395	13.6	-0.24
Austin Peay.....	36	502	13.9	480	13.3	-0.61
Tennessee Tech.....	31	383	12.4	359	11.6	-0.77
SIUE.....	28	377	13.5	336	12.0	-1.46
Belmont.....	32	450	14.1	391	12.2	-1.84

Assist/Turnover Ratio	G	Assist	Avg.	Turnover	Avg.	Ratio
Murray State.....	31	445	14.4	367	11.8	1.21
Belmont.....	32	544	17.0	450	14.1	1.21
Tennessee Tech.....	31	442	14.3	383	12.4	1.15
Morehead State.....	37	533	14.4	464	12.5	1.15
Eastern Illinois.....	30	417	13.9	364	12.1	1.15
Jacksonville State	31	377	12.2	331	10.7	1.14
Eastern Kentucky	31	494	15.9	457	14.7	1.08
UT Martin	35	425	12.1	426	12.2	1.00
Austin Peay.....	36	479	13.3	502	13.9	0.95
Southeast Missouri	29	358	12.3	402	13.9	0.89
SIUE.....	28	303	10.8	377	13.5	0.80
Tennessee State.....	31	328	10.6	426	13.7	0.77

3-Point FG Made	G	3FGM	Avg/G
Belmont	32	338	10.56
Tennessee Tech	31	266	8.58
Eastern Kentucky	31	258	8.32
Jacksonville State	31	243	7.84
UT Martin	35	274	7.83
Eastern Illinois	30	232	7.73
Murray State	31	226	7.29
Austin Peay	36	223	6.19
Morehead State	37	215	5.81
SIUE	28	158	5.64
Tennessee State	31	173	5.58
Southeast Missouri	29	154	5.31

Defensive Reb. Pct.	G	D-REB	O-REB	Pct
Murray State	31	710	255	0.736
UT Martin	35	908	363	0.714
Tennessee State	31	797	320	0.714
Morehead State	37	839	341	0.711
SIUE	28	660	273	0.707
Austin Peay	36	905	379	0.705
Southeast Missouri	29	697	293	0.704
Belmont	32	832	370	0.692
Tennessee Tech	31	811	369	0.687
Jacksonville State	31	679	337	0.668
Eastern Kentucky	31	725	367	0.664
Eastern Illinois	30	703	364	0.659

Southeast Missouri State

REDHAWKS

2015-16 FINAL STATISTICS

Scoring	G	FG	3FG	FT	Points	Avg/G
Chris Horton, APSU	36	248	0	180	676	18.8
Torrance Rowe, TTU	31	177	81	129	564	18.2
Jarelle Reischel, EKU	30	165	40	167	537	17.9
Evan Bradds, BEL	32	210	3	141	564	17.6
Javontae Hawkins, EKU	30	182	33	114	511	17.0
Josh Robinson, APSU	36	185	72	166	608	16.9
Keron DeShields, TSU	30	166	48	116	496	16.5
Craig Bradshaw, BEL	32	176	87	87	526	16.4
Twymond Howard, UTM	34	187	22	133	529	15.6
Antonius Cleveland, SEMO	26	150	8	86	394	15.2
Trae Anderson, EIU	30	171	5	94	441	14.7
Tahjere McCall, TSU	31	138	20	158	454	14.6
Nick Mayo, EKU	31	179	15	77	450	14.5
Jeffery Moss, MUR	31	146	80	69	441	14.2
Malcolm Drumwright, JSU	24	117	31	72	337	14.0
Ryan Martin, TTU	31	132	17	154	435	14.0
Burak Eslik, SIUE	28	108	45	131	392	14.0
Wayne Langston, MUR	31	163	0	92	418	13.5
Bryce Jones, MUR	31	118	37	122	395	12.7
Aleksa Jugovic, TTU	31	120	71	64	375	12.1
Demetrius McReynolds, EIU	27	115	51	45	326	12.1
Alex Anderson, UTM	35	131	94	64	420	12.0
Myles Taylor, UTM	33	133	3	123	392	11.9
Khalil Davis, APSU	36	133	34	103	403	11.2
Wayne Martin, TSU	30	130	1	71	332	11.1
Cornell Johnston, EIU	30	103	64	61	331	11.0
Corban Collins, MOR	30	107	57	59	330	11.0
Jacolby Mobley, UTM	34	122	65	57	366	10.8
Taylor Barnette, BEL	32	113	74	39	339	10.6
Joel Angus III, SEMO	29	111	0	83	305	10.5
Rebounding	G	Off	Def	Total	Avg/G	
Chris Horton, APSU	36	177	254	431	12.0	
Evan Bradds, BEL	32	69	226	295	9.2	
Wayne Martin, TSU	30	96	176	272	9.1	
Ryan Martin, TTU	31	74	179	253	8.2	
DeJuan Marrero, MOR	37	98	168	266	7.2	
Kedar Edwards, UTM	31	85	135	220	7.1	
Twymond Howard, UTM	34	41	196	237	7.0	
Jarelle Reischel, EKU	30	38	166	204	6.8	
Antonius Cleveland, SEMO	26	62	109	171	6.6	
Wayne Langston, MURL	31	83	105	188	6.1	
Jeremy Watson, JSU	28	54	115	169	6.0	
Anthony Morse, TTU	31	66	118	184	5.9	
Joel Angus III, SEMO	29	65	107	172	5.9	
Myles Taylor, UTM	33	74	117	191	5.8	
Trey Kellum, SEMO	25	52	90	142	5.7	
Demontez Loman, TSU	31	63	109	172	5.5	
Yemi Makanjuola, SIUE	28	56	99	155	5.5	
Anthony Elechi, MOR	37	100	104	204	5.5	
Kenny Jones, APSU	36	52	140	192	5.3	
Trae Anderson, EIU	30	46	110	156	5.2	

Field Goal Percentage	G	FG	FGA	Pct
Evan Bradds, BEL	32	210	294	.714
Wayne Langston, MUR	31	163	259	.629
Myles Taylor, UTM	33	133	214	.621
Nick Mayo, EKU	31	179	295	.607
Chris Horton, APSU	36	248	414	.599
Amanze Egekeze, BEL	31	96	178	.539
Anthony Elechi, MOR	37	120	225	.533
Kenny Jones, APSU	36	121	229	.528
Ryan Martin, TTU	31	132	254	.520
Javontae Hawkins, EKU	30	182	363	.501
Joel Angus III, SEMO	29	111	222	.500
Trey Kellum, SEMO	25	99	201	.493
Wayne Martin, TSU	30	130	267	.487
Jarelle Reischel, EKU	30	165	339	.487
Trae Anderson, EIU	30	171	357	.479
Free Throw Percentage	G	FT	FTA	Pct
Bryce Jones, MUR	31	122	140	.871
Torrance Rowe, TTU	31	129	149	.866
Aleksa Jugovic, TTU	31	64	74	.865
Burak Eslik, SIUE	28	131	155	.845
Josh Robinson, APSU	36	166	199	.834
Greg Tucker, JSU	31	99	122	.811
Nick Mayo, EKU	31	77	96	.802
Myles Taylor, UTM	33	123	156	.788
Jeffery Moss, MUR	31	69	88	.784
Jarelle Reischel, EKU	30	167	213	.784
Ryan Martin, TTU	31	154	197	.782
Malcolm Drumwright, JSU	24	72	93	.774
Javontae Hawkins, EKU	30	114	149	.765
Tahjere McCall, TSU	31	158	209	.756
Jeremy Watson, JSU	28	77	102	.755
3-Point FG Percentage	G	3FG	3FGA	Pct
Jaylen Babb-Harrison, EKUB	30	43	95	.453
Corban Collins, MOR	30	57	134	.425
Amanze Egekeze, BEL	31	43	102	.422
Richard Lee, UTM	35	40	95	.421
Aleksa Jugovic, TTU	31	71	169	.420
Jeffery Moss, MUR	31	80	193	.415
Xavier Moon, MOR	37	47	114	.412
Isaac McGlone, EKU	31	39	96	.406
JaQuail Townser, JSU	30	46	114	.404
Hakeem Rogers, TTU	30	59	147	.401
Jared Savage, APSU	36	52	131	.397
Austin Luke, BEL	32	40	102	.392
Casey Teson, EIU	30	64	165	.388
Miguel Dicont, MOR	31	34	89	.382
Jarelle Reischel, EKU	30	40	105	.381

2015-16 FINAL STATISTICS

Assists	G	Assists	Avg/G
Austin Luke, BEL	32	200	6.25
Cornell Johnston, EIU	30	171	5.70
Paul Jackson, EKU	30	149	4.97
Torrance Rowe, TTU	31	136	4.39
Bryce Jones, MUR	31	131	4.23
Malcolm Drumwright, JSU	24	92	3.83
JaQuail Townser, JSU	30	107	3.57
Craig Bradshaw, BEL	32	103	3.22
Jarelle Reischel, EKU	30	96	3.20
C.J. Carr, SIUE	28	88	3.14
Brent Arrington, MOR	37	114	3.08
Keron DeShields, TSU	30	91	3.03
Tahjere McCall, TSU	31	93	3.00
Corban Collins, MOR	30	90	3.00
Isiah Jones, SEMO	29	86	2.97
Steals	G	Steals	Avg/G
Tahjere McCall, TSU	31	72	2.32
Brent Arrington, MOR	37	65	1.76
Isiah Jones, SEMO	29	49	1.69
Jarelle Reischel, EKU	30	50	1.67
Antonius Cleveland, SEMO	26	42	1.62
Kedar Edwards, UTM	31	46	1.48
Eric McGill, SEMO	27	38	1.41
Chris Horton, APSU	36	49	1.36
Keron DeShields, TSU	30	39	1.30
Isaac McGlone, EKU	31	39	1.26
Craig Bradshaw, BEL	32	40	1.25
Bryce Jones, MUR	31	38	1.23
Khalil Davis, APSU	36	44	1.22
Corban Collins, MOR	30	36	1.20
Cornell Johnston, EIU	30	36	1.20
3-Point FG Made	G	3FG	Avg/G
Craig Bradshaw, BEL	32	87	2.72
Alex Anderson, UTM	35	94	2.69
Torrance Rowe, TTU	31	81	2.61
Jeffery Moss, MUR	31	80	2.58
Taylor Barnette, BEL	32	74	2.31
Aleksa Jugovic, TTU	31	71	2.29
Cornell Johnston, EIU	30	64	2.13
Casey Teson, EIU	30	64	2.13
Josh Robinson, APSU	36	72	2.00
Hakeem Rogers, TTU	30	59	1.97
Jacolby Mobley, UTM	34	65	1.91
Corban Collins, MOR	30	57	1.90
Isiah Jones, SEMO	29	55	1.90
Demetrius McReynolds, EIU	27	51	1.89
Nick Smith, BEL	28	46	1.64

Southeast Missouri State

REDHAWKS

2015-16 FINAL STATISTICS

Blocked Shots	G	Blocks	Avg/G
Anthony Morse, TTU	31	59	1.90
Christian Cunningham, JSU	25	45	1.80
Chris Horton, APSU	36	63	1.75
Keenan Simmons, SIUE	28	34	1.21
Wayne Martin, TSU	30	34	1.13
Nick Mayo, EKU	31	34	1.10
Demontez Loman, TSU	31	31	1.00
Jalen Henry, SIUE	28	24	0.86
Trae Anderson, EIU	30	22	0.73
Ryan Martin, TTU	31	21	0.68
DeJuan Marrero, MOR	37	24	0.65
Dylan Windler, BEL	32	19	0.59
Antonius Cleveland, SEMO	26	15	0.58
Myles Taylor, UTM	33	19	0.58
Joel Angus III, SEMO	29	14	0.48
Offensive Rebounds	G	Rebounds	Avg/G
Chris Horton, APSU	36	177	4.92
Wayne Martin, TSU	30	96	3.20
Kedar Edwards, UTM	31	85	2.74
Anthony Elechi, MOR	37	100	2.70
Wayne Langston, MUR	31	83	2.68
DeJuan Marrero, MOR	37	98	2.65
Ryan Martin, TTU	31	74	2.39
Antonius Cleveland, SEMO	26	62	2.38
Myles Taylor, UTM	33	74	2.24
Joel Angus III, SEMO	29	65	2.24
Evan Bradds, BEL	32	69	2.16
Anthony Morse, TTU	31	66	2.13
Keenan Simmons, SIUE	28	59	2.11
Trey Kellum, SEMO	25	52	2.08
Demontez Loman, TSU	31	63	2.03
Assist/Turnover Ratio	G	Assist	
Cornell Johnston, EIU	30	171	
Corban Collins, MOR	30	90	
Paul Jackson, EKU	30	149	
JaQuail Townser, JSU	30	107	
Torrance Rowe, TTU31	136	4.4	
Austin Luke, BEL	32	200	
Malcolm Drumwright, JSU	24	92	
Bryce Jones, MUR	31	131	
Keron DeShields, TSU	30	91	
Brent Arrington, MOR	37	114	
C.J. Carr, SIUE	28	88	
Craig Bradshaw, BEL	32	103	
Tahjere McCall, TSU	31	93	
Jarelle Reischel, EKU	30	96	

Defensive Rebounds	G	Rebounds	Avg/G
Evan Bradds, BEL	32	226	7.06
Chris Horton, APSU	36	254	7.06
Wayne Martin, TSU	30	176	5.87
Ryan Martin, TTU	31	179	5.77
Twymond Howard, UTM	34	196	5.76
Jarelle Reischel, EKU	30	166	5.53
DeJuan Marrero, MOR	37	168	4.54
Kedar Edwards, UTM	31	135	4.35
Antonius Cleveland, SEMO	26	109	4.19
Jeremy Watson, JSU	28	115	4.11
Kenny Jones, APSU	36	140	3.89
Demetrius McReynolds, EIU	27	104	3.85
Anthony Morse, TTU	31	118	3.81
Joel Angus III, SEMO	29	107	3.69
Trae Anderson, EIU	30	110	3.67
Minutes Played	G	Minutes	Avg/G
Cornell Johnston, EIU	30	1131	37.70
Jeffery Moss, MUR	31	1106	35.68
Torrance Rowe, TTU	31	1100	35.48
Josh Robinson, APSU	36	1228	34.11
Chris Horton, APSU	36	1213	33.69
Twymond Howard, UTM	34	1129	33.21
Keron DeShields, TSU	30	984	32.80
Burak Eslik, SIUE	28	910	32.50
Malcolm Drumwright, JSU	24	777	32.38
Alex Anderson, UTM	35	1131	32.31



The Ohio Valley Conference Men's and Women's Basketball Tournaments will return to the Nashville Municipal Auditorium on March 1-4, 2017.

The combined men's and women's championship has been held at Municipal Auditorium 11 times: 1994, 1995, 1996, 2004, 2008, 2011, 2012, 2013, 2014, 2015 and 2016). The men also held its championship at the

venue in 1989. Prior to the tournament being at the end of the season, the 1967 men's tournament was also held at Municipal Auditorium in December of that year.

The move to Municipal Auditorium keeps the championships in Nashville, a place it will have been held 23 times in the last 24 years. The only year the tournament have not been held in Nashville during that stretch was 2002.

All eight men's and all eight women's teams that qualify for the tournament gather at a single site for the entire tournament. Prior to 2011, the first round games were played on campus sites with the semifinals and finals being held in Nashville.

The bracket shifted from a traditional 1 vs. 8, 2 vs. 7, etc. format to a merit-based format in 2011. It rewards the top teams during the regular season with byes into the quarterfinals and semifinals.

Now, the first round of each the men's and women's tournament will feature the No. 5

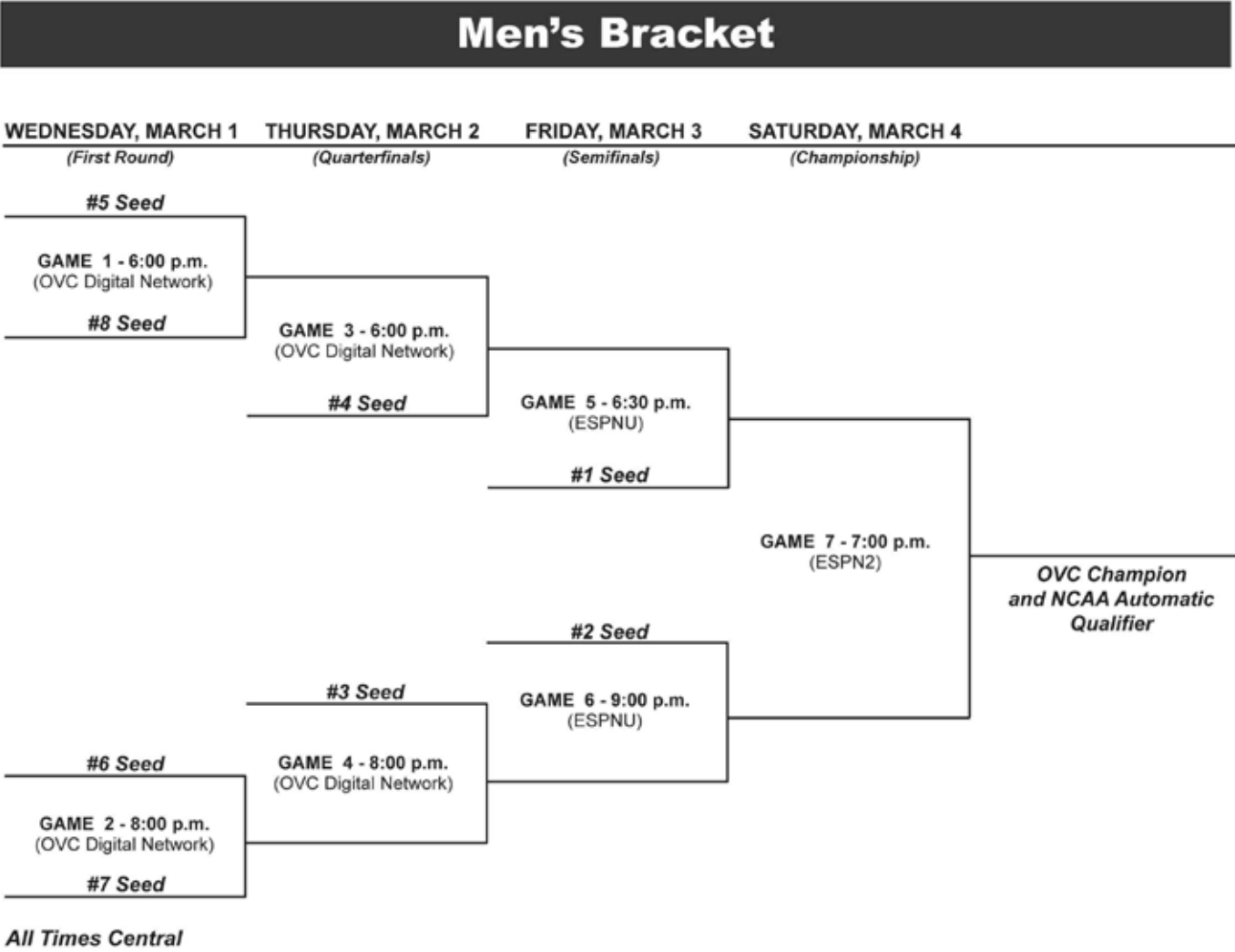
seed against the No. 8 seed and the No. 6 seed against the No. 7 seed. The winners of those games will advance to the quarterfinals to face the No. 3 and No. 4 seeds (who received a bye). The winners of those quarterfinal matchups will advance to the semifinals to face the No. 1 and No. 2 seeds (who received a pair of byes).

The 2017 Championship marks the 54th time the men's event has been held, making it the fourth oldest Division I championship in the country (behind only the Southern, ACC and SEC).

Future OVC Basketball Tournament dates include February 28 - March 3, 2018, March 6-9, 2019 and March 4-7, 2020.



2017 Ohio Valley Conference
Basketball Championship
March 1-4
Municipal Auditorium
Nashville, Tennessee



Southeast Missouri State

REDHAWKS

2016-17 COMPOSITE SCHEDULE

Friday, October 28 Shorter at Jacksonville State, 7 p.m. (exhibition)
Tuesday, November 1 Thomas More at Austin Peay, 7 p.m. (exhibition)
Thursday, November 3 Spring Hill at Jacksonville State, 7 p.m. (exhibition) Berry at Murray State, 7 p.m. (exhibition) Fisk at Tennessee State, 7 p.m. (exhibition)
Friday, November 4 Sewanee at Austin Peay, 7 p.m. (exhibition)
Saturday, November 5 McKendree at SIUE, 7 p.m. (exhibition)
Sunday, November 6 Georgetown (Ky.) at Eastern Kentucky, 1 p.m. (exhibition) Cincinnati Christian at Morehead State, 1 p.m. (exhibition) Eureka College at Eastern Illinois, 3 p.m. (exhibition)
Monday, November 7 Missouri S&T at Southeast Missouri, 6:30 p.m. (exhibition) Transylvania at UT Martin 7:30 p.m. (exhibition)
Friday, November 11 Austin Peay at Dayton, 6 p.m. UT Martin at Ole Miss, 6 p.m. Tennessee State vs. UC Davis, 6:30 p.m. Kentucky Christian at Morehead State, 6:45 p.m. Jacksonville State at Tulsa, 7 p.m. (ESPN3) Tennessee Tech at Georgia Tech, 7 p.m. Illinois State at Murray State, 7 p.m. IUPUI at Eastern Kentucky, 7 p.m. Saint Francis (Ill.) at Eastern Illinois, 7:30 p.m. Southeast Missouri at Illinois, 8 p.m. (Big Ten Network) SIUE at Hawaii, TBA
Saturday, November 12 Tennessee State vs. Northern Arizona, 10:30 p.m.
Sunday, November 13 Jacksonville State at Missouri State, 1:05 p.m. UT Rio Grande Valley at UT Martin, 2 p.m. Hannibal-LaGrange at Southeast Missouri, 2 p.m. Lipscomb at Morehead State, 3 p.m. Tennessee State at Santa Clara, 4:30 p.m. SIUE vs. Florida Atlantic, 7:30 p.m. (Honolulu, Hawaii)

Monday, November 14 Oakland City at Austin Peay, 7 p.m. UNC Wilmington at Eastern Kentucky, 6 p.m. Eastern Illinois at Troy, 7 p.m. Central Michigan at Tennessee Tech, 7:30 p.m. SIUE vs. Texas State, TBA (Honolulu, Hawaii)
Tuesday, November 15 Murray State at Middle Tennessee, 6:30 p.m. Cumberland at UT Martin, 7 p.m. Belmont at Vanderbilt, 8 p.m. (SEC Network)
Wednesday, November 16 Morehead State at Marshall, 6 p.m. Southeast Missouri at Western Illinois, 7 p.m. Jacksonville State at Western Kentucky, TBA
Thursday, November 17 Eastern Illinois at Saint Louis, 7 p.m. Alabama A&M at Tennessee Tech, 7:30 p.m. Eastern Kentucky at Auburn, 8 p.m. (SEC Network)
Friday, November 18 Austin Peay vs. Northern Kentucky, 4 p.m. (Oxford, Ohio) Jacksonville State at TCU, 6:00 p.m. Southeast Missouri at Bradley, 7:00 p.m. (ESPN3) Southern Illinois at SIUE, 7:00 p.m. Cleveland State at UT Martin, 7:00 p.m.
Saturday, November 19 Morehead State at Evansville, Noon Eastern Kentucky at Texas Tech, 1 p.m. (FS Southwest) Austin Peay at Miami (Ohio), 2:30 p.m. (ESPN3) Murray State vs. Green Bay, 6 p.m. (Bowling Green, Ohio) Tennessee State at Middle Tennessee, 6:30 p.m. Western Illinois at Eastern Illinois, 7 p.m. Western Kentucky at Belmont, 7 p.m.
Sunday, November 20 Austin Peay vs. Delaware, 11 a.m. (Oxford, Ohio) Sam Houston State at Tennessee Tech, 2 p.m. Murray State vs. UMKC, 3 p.m. (Bowling Green, Ohio)
Monday, November 21 Troy at Eastern Illinois, Noon Murray State at Bowling Green, 6 p.m. (ESPN3) Belmont vs. Florida, 6 p.m. (Tampa, Fla.) (SEC Network) UT Martin at Canisius, 6 p.m.
Tuesday, November 22 Eastern Kentucky vs. Idaho State, 2 p.m. (Cancun, Mexico) UT Rio Grande Valley at Southeast Missouri, 6:30 p.m. Tennessee Tech at Southern, 7 p.m. SIUE at Arkansas State, 7:30 p.m. Dalton State at Jacksonville State, 7:30 p.m.

Wednesday, November 23 Eastern Kentucky vs. Georgia State/NJIT, 11:30/2 p.m. UT Martin at Duquesne, 6 p.m. Tennessee State at Canisius, 6 p.m.
Friday, November 25 Jacksonville State vs. Cal State Fullerton, 1 p.m. UT Martin at Kentucky, 6 p.m. (SEC Network) Morehead State at Pittsburgh, 6 p.m. (ACC Network Extra) Belmont at Rhode Island, 6 p.m. Tennessee Tech at Ohio, 6 p.m.
Saturday, November 26 IUPUI at SIUE, Noon South Alabama at Eastern Illinois, 3:15 p.m. Berea College at Eastern Kentucky, 6 p.m. Alabama A&M at Murray State, 7 p.m. Spalding at Austin Peay, 7 p.m. Reinhardt at Tennessee State, 7 p.m. Jacksonville State vs. Alabama State/N. Arizona, TBA
Monday, November 28 Hiwassee College at Tennessee Tech, 6 p.m. Southeast Missouri at UMKC, 6:35 p.m. SIUE at Grand Canyon, 8 p.m.
Tuesday, November 29 Bradley at Eastern Illinois, 7 p.m. Murray State at Southern Illinois, 7 p.m. (ESPN3) Tennessee State at Vanderbilt, 7 p.m. (SEC Network Plus) Lipscomb at Belmont, 7 p.m. Jacksonville State at Alabama State, TBA Florida Atlantic at UT Martin, TBA
Wednesday, November 30 Northern Kentucky at Morehead State, 6 p.m. Western Kentucky at Eastern Kentucky, 7 p.m. Fort Wayne at Austin Peay, 7:30 p.m.
Thursday, December 1 Central Arkansas at Southeast Missouri, 6:30 p.m. Tennessee Tech at Lipscomb, 6:30 p.m. (ESPN3) UT Martin at Arkansas-Pine Bluff, 7 p.m.
Friday, December 2 SIUE at Indiana, 6 p.m. (ESPN3)
Saturday, December 3 Morehead State at Purdue, 1 p.m. (ESPN3) Tennessee State at Lipscomb, 4 p.m. (ESPN3) Marshall at Eastern Kentucky, 6 p.m. Tennessee Tech at Alabama A&M, 6 p.m. Detroit at Murray State, 7 p.m. Belmont at Pepperdine, 7 p.m. Austin Peay at Arkansas, 7 p.m.

2016-17 COMPOSITE SCHEDULE

Sunday, December 4 Boyce College at UT Martin, 2 p.m. Eastern Illinois at Illinois-Chicago, 3 p.m. Jacksonville State at Samford, 3 p.m. Crowley's Ridge at Tennessee Tech, 4 p.m. Southeast Missouri at Indiana, 5 p.m. (ESPNU)
Tuesday, December 6 Belmont at Lipscomb, 6:30 p.m.
Wednesday, December 7 Eastern Illinois at Northern Kentucky, 6 p.m. Eastern Kentucky at Jacksonville, 6 p.m. Missouri State at Southeast Missouri, 6:30 p.m. Stetson at SIUE, 7 p.m.
Saturday, December 10 Tennessee Tech at Michigan State, 1 p.m. (BTN) Eastern Kentucky at Ball State, 1 p.m. Austin Peay at Fort Wayne, 1:30 p.m. UT Martin at Illinois State, 2 p.m. (ESPN3) Missouri Western at SIUE, 2 p.m. Eastern Illinois at Western Illinois, 2 p.m. Tennessee State at NC State, 3 p.m. Murray State at Evansville, 3 p.m. Morehead State at Lipscomb, 4 p.m. Northern Kentucky at Southeast Missouri, 6:30 p.m. Jacksonville State at Louisiana-Monroe, 7 p.m.
Monday, December 12 Jacksonville State at Maryland, 6 p.m. (ESPNU) Bethel at Murray State, 7 p.m.
Tuesday, December 13 Tennessee Tech at Tennessee, 6 p.m. (SEC Network) Morehead State at Eastern Washington, 8:05 p.m.
Wednesday, December 14 Jacksonville State at Howard, 6 p.m. Arkansas State at UT Martin, 7 p.m. Middle Tennessee at Belmont, 7 p.m. (ASN) Alabama State at Tennessee State, 7:30 p.m.
Thursday, December 15 Austin Peay at Wofford, 6 p.m. Murray State at Ole Miss, 7 p.m.
Saturday, December 17 Eastern Kentucky at Louisville, 1 p.m. East Tennessee State at Morehead State, 1 p.m. Eastern Illinois at Missouri, 2:30 p.m. (SEC Network) SIUE at Saint Louis, 4 p.m. Murray State at South Dakota State, 4 p.m. Belmont at Green Bay, 4:30 p.m. (ESPN3) Southeast Missouri at Missouri State, 5:05 p.m. Lipscomb at Tennessee Tech, 6 p.m.

Bethune-Cookman at UT Martin, 7 p.m. Evansville at Austin Peay, 7 p.m.
Sunday, December 18 Jacksonville State at USC Upstate, 2 p.m. (ESPN3)
Monday, December 19 Tennessee State at Duke, 6 p.m. (ESPN2) Furman at Tennessee Tech, 6 p.m. Eastern Kentucky at Norfolk State, 6 p.m. Central Arkansas at Morehead State, 6:30 p.m. Belmont at Milwaukee, 7 p.m. (ESPN3) Fontbonne University at Eastern Illinois, 7 p.m. SIUE at Green Bay, 7 p.m. Southeast Missouri at DePaul, 8 p.m. (FS1)
Tuesday, December 20 Lipscomb at Austin Peay, 7 p.m. UT Martin at UMKC, 7:35 p.m.
Wednesday, December 21 Jacksonville State at Chattanooga, 1 p.m. Eastern Illinois at Indiana State, 5:30 p.m. (ESPN3) SIUE at Marquette, 7:30 p.m. (FS1)
Thursday, December 22 Southeast Missouri vs. Chicago State, 2 p.m. Austin Peay at Indiana, 6 p.m. Tennessee Tech at Miami (Ohio), 6 p.m. (ESPN3) Eastern Kentucky at Manhattan, 6 p.m. Morehead State at Mississippi State, 6 p.m. (SEC Network) Wright State at Murray State, 7 p.m. UT Martin at Southern Illinois, 7 p.m. (ESPN3) Cleveland State at Belmont, 7 p.m.
Friday, December 23 Southeast Missouri vs. Troy/Cornell, TBA
Tuesday, December 27 Covenant at Tennessee State, 7 p.m.
Wednesday, December 28 UVa-Wise at Eastern Kentucky, 6 p.m. Asbury at Morehead State, 6 p.m. Missouri S&T at SIUE, 7 p.m. Austin Peay at Western Kentucky, TBA
Thursday, December 29 Henderson State at Southeast Missouri, 5 p.m. Brescia at Murray State, 7 p.m. *Jacksonville State at UT Martin, 7:30 p.m.

Saturday, December 31 *Tennessee State at Murray State, 11 a.m. (CBS Sports Network) *Belmont at Austin Peay, 2:30 p.m. *Eastern Kentucky at Southeast Missouri, 2:30 p.m. *Jacksonville State at Eastern Illinois, 3:15 p.m. *Tennessee Tech at SIUE, 3:30 p.m. *Morehead State at UT Martin, 6 p.m.
Monday, January 2 Kennesaw State at Tennessee State, 6 p.m.
Thursday, January 5 *UT Martin at Belmont, 6 p.m. *Eastern Illinois at Morehead State, 6:45 p.m. *SIUE at Eastern Kentucky, 7 p.m. *Austin Peay at Tennessee Tech, 7:30 p.m. *Murray State at Jacksonville State, 7:30 p.m. *Southeast Missouri at Tennessee State, 7:30 p.m.
Saturday, January 7 *Eastern Illinois at Eastern Kentucky, 1 p.m. *SIUE at Morehead State, 3:15 p.m. *Austin Peay at Jacksonville State, 7 p.m. *Southeast Missouri at Belmont, 7 p.m. *Murray State at Tennessee Tech, 7:30 p.m. *UT Martin at Tennessee State, 7:30 p.m.
Tuesday, January 10 *Tennessee Tech at Southeast Missouri, 6:30 p.m. Fort Valley State at Jacksonville State, 7:00 p.m.
Thursday, January 12 *Belmont at Morehead State, 6 p.m. (ESPNU) *Tennessee State at Eastern Kentucky, 6 p.m. (ASN) *Murray State at Eastern Illinois, 7 p.m. *Austin Peay at SIUE, 8 p.m. (CBS Sports Network)
Thursday, January 19 *SIUE at Southeast Missouri, 6:30 p.m. *Morehead State at Austin Peay, 7 p.m. *Eastern Illinois at UT Martin, 7 p.m. *Eastern Kentucky at Murray State, 7 p.m. *Tennessee Tech at Tennessee State, 7 p.m. *Jacksonville State at Belmont, 7 p.m.
Saturday, January 21 *Tennessee Tech at Belmont, 11 a.m. (ASN) *Eastern Illinois at Southeast Missouri, 4:15 p.m. *SIUE at UT Martin, 6 p.m. *Murray State at Austin Peay, 6:30 p.m. *Eastern Kentucky at Morehead State, 6:45 p.m. *Jacksonville State at Tennessee State, 7:30 p.m.

Southeast Missouri State REDHAWKS

2016-17 COMPOSITE SCHEDULE

Wednesday, January 25

- *Belmont at Eastern Illinois, 7 p.m.
- *Tennessee State at SIUE, 7 p.m.

Thursday, January 26

- *Morehead State at Tennessee Tech, 6 p.m.
- *Eastern Kentucky at Jacksonville State, 7 p.m.
- *Southeast Missouri at Murray State, 7 p.m.**
- *UT Martin at Austin Peay, 8 p.m. (CBS Sports Network)

Saturday, January 28

- *Morehead State at Jacksonville State, 11 a.m. (ASN)
- *SIUE at Eastern Illinois, 3:15 p.m.
- *Southeast Missouri at Austin Peay, 6:30 p.m.**
- *UT Martin at Murray State, 7 p.m.
- *Belmont at Tennessee State, 7:30 p.m.
- *Eastern Kentucky at Tennessee Tech, 7:30 p.m.

Monday, January 30

- *SIUE at Belmont, 8 p.m. (CBS Sports Network)

Wednesday, February 1

- *Austin Peay at Eastern Kentucky, 7 p.m.
- *Southeast Missouri at Jacksonville State, 7 p.m.**
- *UT Martin at Tennessee Tech, 7:30 p.m.

Thursday, February 2

- *Eastern Illinois at Tennessee State, 7 p.m.
(CBS Sports Network)
- *Belmont at Murray State, 8 p.m. (ESPNU)

Saturday, February 4

- *Tennessee Tech at Eastern Illinois, 3:15 p.m.
- *Morehead State at Southeast Missouri, 4:15 p.m.**
- *Eastern Kentucky at UT Martin, 6 p.m.
- *Tennessee State at Austin Peay, 6 p.m.
- *Jacksonville State at SIUE, 7 p.m.

Wednesday, February 8

- *Murray State at Morehead State, 6 p.m.

Thursday, February 9

- *Tennessee State at Tennessee Tech, 6 p.m.
- *Belmont at Jacksonville State, 6 p.m.
(CBS Sports Network)
- *UT Martin at Eastern Illinois, 7 p.m.
- *Southeast Missouri at SIUE, 7 p.m.**

Saturday, February 11

- *Southeast Missouri at Eastern Illinois, 1 p.m. (ASN)**
- *Tennessee State at Jacksonville State, 4:30 p.m.
- *Morehead State at Eastern Kentucky, 6 p.m.
- *UT Martin at SIUE, 7 p.m.
- *Austin Peay at Murray State, 7 p.m.
- *Belmont at Tennessee Tech, 7:30 p.m.

Thursday, February 16

- *SIUE at Murray State, 6 p.m. (ESPNU)
- *Eastern Illinois at Austin Peay, 7 p.m.
- *Eastern Kentucky at Belmont, 7 p.m.
- *Morehead State at Tennessee State, 8 p.m. (ESPNU)

Saturday, February 18

- *UT Martin at Southeast Missouri, 11 a.m. (ASN)**
- *Morehead State at Belmont, 4 p.m.
- *SIUE at Austin Peay, 6:30 p.m.
- *Eastern Illinois at Murray State, 7 p.m.
- *Tennessee Tech at Jacksonville State, 7 p.m.
- *Eastern Kentucky at Tennessee State, 7:30 p.m.

Tuesday, February 21

- Trevecca Nazarene at Belmont, 7 p.m.

Thursday, February 23

- *Jacksonville State at Eastern Kentucky, 6 p.m.
- *Murray State at Southeast Missouri, 6:30 p.m.**
- *Austin Peay at UT Martin, 7 p.m.
- *Tennessee Tech at Morehead State, 8 p.m.
(CBS Sports Network)

Saturday, February 25

- *Tennessee Tech at Eastern Kentucky, 1 p.m. (ASN)
- *Jacksonville State at Morehead State, 3:15 p.m.
- *Austin Peay at Southeast Missouri, 4:15 p.m.**
- *Tennessee State at Belmont, 5 p.m.
- *Murray State at UT Martin, 6 p.m.
- *Eastern Illinois at SIUE, 7 p.m.

Wednesday, March 1

- OVC Tournament First Round, 6/8 p.m.
(OVC Digital Network)
(Municipal Auditorium - Nashville, Tenn.)

Thursday, March 2

- OVC Tournament Quarterfinals, 6/8 pm
(OVC Digital Network)
(Municipal Auditorium - Nashville, Tenn.)

Friday, March 3

- OVC Tournament Semifinals, 6:30/9 p.m. (ESPNU)
(Municipal Auditorium - Nashville, Tenn.)

Saturday, March 4

- OVC Tournament Championship, 7 p.m. (ESPN2)
(Municipal Auditorium - Nashville, Tenn.)

* - Denotes OVC contest

All Times CENTRAL; dates and times subject to change



RECORDS & HISTORY

All-Americans

Bill Giessing (1962, 1963)

Bill Giessing won third-team Little All-America honors in 1962 when he scored 660 points. In 1963, he was named second-team All-America by the Associated Press and third-team All-America by United Press International. Giessing was an inaugural inductee into the Southeast Athletics Hall of Fame.

Jack Klosterman (1943)

Jack Klosterman won NAIA All-America honors in 1943 after the Indians won the NAIA National Tournament. Klosterman, who served as the athletic director at Effingham High School (Ill.) for 27 years, died on October 17, 1991 at the age of 68.

Otto Porter (1981)

Otto Porter won second-team All-America honors from the National Association of Basketball Coaches in 1981 following a stellar two-year career. Porter averaged 25.1 points and 8.9 rebounds per game during his senior season. He finished with a career average of 25.8 points per game, the best-ever in the MIAA. He was inducted into the Southeast Hall of Fame in 2004.

Ray Pugh (1988, 1989)

Ray Pugh was named third-team All-America by the United States Basketball Coaches Association and the Basketball News after the 1988-89 season. The Indians ranked second in the nation that year. Pugh averaged 17.8 points and 5.2 rebounds per game. As a junior, Pugh was named second-team All-America by the Basketball News after leading the Indians to a 28-4 record in 1987-88. He was also selected as the MIAA's Most Valuable Player.

Carl Ritter (1961, 1963)

Carl Ritter, Southeast's all-time career scoring leader, earned both second-team National Association of Basketball Coaches (1963) and Associated Press (1961) All-America honors. He is a member of the Missouri Basketball Hall of Fame and was part of Southeast's inaugural Hall of Fame class. Ritter's jersey number 32 is the only retired number in Southeast Missouri State men's basketball history.

Jack Russell (1943)

Jack Russell won NAIA All-America honors in 1943 along with teammate Jack Klosterman. The Indians won the NAIA National Title that year. Russell, who retired after a long teaching career at Cape Central, died on November 20, 2003.

Dwayne Rutherford (1990)

Dwayne Rutherford was a third-team All-America by the Basketball Gazette after leading the Indians to a 26-5 record and a spot in the Elite Eight. Rutherford is Southeast's all-time leader in assists.

NCAA Statistical Champions

Field Goal Percentage
Leon Powell, F, 2010-11.....63.0

OVC Coach of the Year

Gary Garner.....1998-99

OVC Player of the Year

Bud Eley, C1998-99

OVC Male Athlete of the Year

Bud Eley, C1998-99

OVC Freshman of the Year

Derek Winans, G.....2001-02

OVC Newcomer of the Year

Bud Eley, C1995-96
* - *The OVC Newcomer of the Year Award was discontinued after the 2004 season.*

OVC First-Team Selections

Devon Lake, G1992-93
Bud Eley, C1996-97
Bud Eley, C1998-99
Dainmon Gonner, F.....2004-05
Reggie Golson, F.....2004-05
Tyler Stone, F.....2013-14

OVC Second-Team Selections

Curtis Shelton, G.....1993-94
Bud Eley, C1995-96
Cory Johnson, G1997-98
Roderick Johnson, F.....1999-00
Michael Stokes, G.....2000-01
Roy Booker, G2005-06
Leon Powell, F2010-11
Tyler Stone, F.....2011-12
Tyler Stone, F.....2012-13
Jarekious Bradley, G/F2013-14
Jarekious Bradley, G/F2014-15

OVC Third-Team Selections

Mike Branson, F.....1999-00
Michael Stokes, G.....1999-00
Derek Winans, G.....2001-02
Derek Winans, G.....2002-03

OVC All-Newcomer Team Selections

Luther Bonds, F.....1992-93
Jermall Morgan, C.....1993-94
Jerome Days, C1994-95

Bud Eley, C1995-96
Calvert White, F.....1996-97
Cory Johnson, G1997-98
Roderick Johnson, F.....1998-99
Roy Booker, G2005-06
Brandon Foust, F2006-07
Leon Powell, F2010-11
Tyler Stone, F.....2011-12
Jarekious Bradley, G/F2013-14

NABC Honors Court

Zach House, C, 2010-11
Nick Niemczyk, G, 2010-11
Nick Niemczyk, G, 2011-12

OVC All-Freshman Team Selections

Jerry Freshwater, G.....1991-92

OVC All-Tournament MVP

Roderick Johnson, F.....2000

OVC All-Tournament Team Selections

Mike Branson, F.....1999
Bud Eley, C1999
Mike Branson, F.....2000
Roderick Johnson, F.....2000

CoSIDA First-Team Academic All-Americans

Derek Winans, G.....2005

CoSIDA Second-Team Academic All-Americans

Derek Winans, G.....2004

NABC All-District First-Team

Tyler Stone, F.....2011-12
Jarekious Bradley, G/F2013-14

NABC All-District Second-Team

Leon Powell, F2011-12
Marland Smith, G.....2011-12
Tyler Stone, F.....2013-14

OVC Player of the Week

Devon Lake, G2/27/93
Curtis Shelton, G.....12/5/93
Jermall Morgan, C.....12/4/94
Bud Eley, C1/15/96
Bud Eley, C1/12/97
Bud Eley, C12/7/98
Bud Eley, C1/4/99
Bud Eley, C1/11/99

Roderick Johnson, F.....12/13/99
Michael Stokes, G.....12/18/00
Brandon Griffin, C.....12/15/03
Derek Winans, G.....1/19/04
Reggie Golson, F.....12/13/04
Dainmon Gonner, F.....1/17/05
Reggie Golson, F.....2/14/05
Roy Booker, G11/28/05
Brandon Foust, F1/7/08
Marland Smith, G.....12/26/11
Corey Wilford, G.....3/4/13
Jarekious Bradley, G/F11/11/13
Jarekious Bradley, G/F12/30/13
Tyler Stone, F.....2/24/14
Tyler Stone, F.....3/3/14

OVC Newcomer of the Week

Alex Beason, F.....12/17/91
Alex Beason, F.....12/23/91
Brandon Samuels2/4/92
Luther Bonds, F.....12/15/92
Jermall Morgan, C.....1/30/94
Jerome Days, C1/29/95
Bud Eley, C12/3/95
Bud Eley, C12/18/95
Bud Eley, C2/4/96
Calvert White, F.....12/2/96
Calvert White, F.....1/19/97
Cory Johnson, G.....11/24/97
Cory Johnson, G2/1/98
Roderick Johnson, F.....12/14/98
Michael Stokes, G.....12/20/99
Michael Stokes, G.....1/17/00
Michael Stokes, G.....1/31/00
Terry Rogers, C.....1/8/01
Derek Winans, G.....11/26/01
Derek Winans, G.....12/3/01
Derek Winans, G.....1/14/02
Derek Winans, G.....1/21/02
Brett Hale, G.....2/4/02
Brett Hale, G.....2/11/02
Derek Winans, G.....2/18/02
Derek Winans, G.....2/28/02
Brandon Griffin, C.....12/2/02
Brandon Griffin, C.....12/9/02
Brandon Griffin, C.....1/20/03
Brandon Griffin, C.....2/10/03
Brandon Griffin, C.....3/3/03
Dainmon Gonner, F.....12/8/03
Dainmon Gonner, F.....1/5/04
Mike Nelke, G.....1/19/04
Roy Booker, G1/2/06
Roy Booker, G1/9/06
Michael Rembert, C.....12/18/06

Carl Ritter became the first Southeast Missouri State University basketball player to have his number retired. His number 32 was retired during ceremonies at the Show Me Center on January 24, 1994. Ritter scored a school record 1,916 points from 1959-63.

Following an emotional ceremony, Ritter stepped behind the three-point line and made a perfect shot in front of a big Show Me Center crowd and regional television audience.



Brandon Foust, F1/15/07
Brandon Foust, F1/22/07
Michael Rembert, C.....1/29/07
Brandon Foust, F2/26/07
Calvin Williams, F.....11/26/07
Calvin Williams, F.....12/10/07
Jaycen Herring, F2/4/08
LaMont Russell, F.....2/16/09
Cameron Butler, F1/11/10
Leon Powell, F11/22/10
Leon Powell, F1/10/11
Leon Powell, F2/7/11
Leon Powell, F2/14/11
Leon Powell, F2/21/11
Tyler Stone, F.....11/14/11
Nick Niemczyk, G11/28/11
Tyler Stone, F.....12/5/11
Tyler Stone, F.....12/12/11
Tyler Stone, F.....12/26/11
Tyler Stone, F.....1/9/12
Tyler Stone, F.....2/13/12
A.J. Jones, G3/4/13
Jarekious Bradley, G/F11/11/13
Jarekious Bradley, G/F11/25/13
Jarekious Bradley, G/F12/2/13
Jarekious Bradley, G/F12/9/13
Jarekious Bradley, G/F12/16/13
Jarekious Bradley, G/F12/30/13
Jarekious Bradley, G/F2/24/14

OVC Freshman of the Week

Anthony Holt1/8/95
Nathan Owen, G12/22/97
Paul Paradoski, G11/29/04
Roderick Pearson, G1/8/07
Derek Thompson, G.....11/23/09
Derek Thompson, G.....12/7/09

Marland Smith, G.....12/28/09
Marland Smith, G.....2/22/10
Lucas Nutt, G.....12/20/10
Antonius Cleveland, G.....11/18/13
Antonius Cleveland, G.....12/2/13
Antonius Cleveland, G.....12/23/13
Antonius Cleveland, G.....2/24/14
Antonius Cleveland, G.....3/3/14
Marcus Wallace, G.....2/9/15
Marcus Wallace, G.....2/16/15

College Sports Madness OVC Player of the Week

Leon Powell, F1/16/12
Tyler Stone, F.....12/31/12
Corey Wilford, G.....3/3/13
Jarekious Bradley, G/F12/30/13
Jarekious Bradley, G/F1/12/14

College Sports Madness Mid-Major Player of the Week

Tyler Stone, F.....12/31/12
Corey Wilford, G.....3/3/13

NetScouts OVC Player of the Week

Leon Powell, F1/16/12

CollegeHoopsDaily.com OVC Player of the Month

Jarekious Bradley, G/F11/13
Jarekious Bradley, G/F1/14
Tyler Stone, F.....1/14



William "Bud" Eley



Dwayne Rutherford



Derek Winans

Southeast Missouri State REDHAWKS

HONORS & AWARDS

Portsmouth Invitational	
Participants	
Tyler Stone, F.....	2014

Southeast Basketball Hall of Famers (Year Inducted)	
Bill Giessing, 1959-63 (2002)	
Carl Ritter, 1959-63 (2002)	
Abe Stuber, 1932-46 (2002)	
1943 Team (2002)	
Herb Mulkey, 1939-42 (2003)	
Tom Upton, 1944-49 (2003)	
Otto Porter, 1979-81 (2004)	
Don Pritchard, 1931-36 (2005)	
Ray Rippelmeyer, 1953-55 (2005)	
1960-61 Team (2005)	
Royal Tibe, 1919-23 (2006)	
Ed Kiehne, 1919-22, 1924-25 (2007)	
1965-86 Team (2007)	
Jack Behrens, 1940-43 (2008)	
Rich Eichhorst, 1952-56 (2009)	
Bud Eley, 1995-99 (2009)	
1988-89 Team (2009)	
Ted Henderson, 1952-54 (2010)	
1999-2000 Team (2012)	
Donald Metz, 1967-70 (2014)	
Derek Winans, 2001-05 (2014)	

OVC Medal of Honor Winners	
Reggie Crisp.....	1996-97
Ben Pranger.....	1998-99
Matt Morris.....	2000-01
Derek Winans	2000-01
Derek Winans	2001-02
Derek Winans	2002-03
Derek Winans	2004-05
Nick Niemczyk.....	2011-12
Nick Niemczyk.....	2012-13
Jamaal Calvin	2013-14

OVC Commissioner's Honor Roll	
Selections	
Chris Chambers	1994-95
Travis Smith.....	1994-95
Reggie Crisp.....	1995-96
Reggie Crisp.....	1996-97
Matt Morris.....	1997-98
Mike Branson.....	1998-99
Matt Morris.....	1998-99
Ben Pranger.....	1998-99
Mike Branson.....	1999-00
Matt Morris.....	1999-00
Matt Morris.....	2000-01
Derek Winans	2000-01
Brett Hale.....	2001-02
Derek Winans	2001-02
John Boggio.....	2002-03
Brett Hale.....	2002-03
Derek Winans	2002-03
John Boggio.....	2003-04
Brett Hale.....	2003-04
Derek Winans	2003-04
Brett Hale.....	2004-05
Derek Winans	2004-05
Roderick Pearson.....	2006-07
Israel Kirk.....	2009-10
Derek Thompson.....	2009-10
Zach House.....	2010-11
Nick Niemczyk.....	2010-11
Zach House.....	2011-12
Nick Niemczyk.....	2011-12
Lucas Nutt.....	2011-12
Matt Floyd	2012-13
Nick Niemczyk.....	2012-13
Jamaal Calvin	2013-14
Will Holifield.....	2013-14
Jamaal Calvin	2014-15
Marcus Wallace.....	2014-15
Jamaal Calvin	2015-16
Antonius Cleveland.....	2015-16



Leon Powell Named 2010-11 NCAA Division I Statistical Champion in Field Goal Percentage

Leon Powell led the nation in field goal percentage with a 63.0 percent clip in 2010-11. That mark stands as the second-best single-season field goal percentage in school history. Powell also led the Redhawks in scoring, rebounding and blocked shots.

Year-by-Year Records	
1926-27	1-7
1927-28	3-11
1928-29	0-15
1929-30	1-15
1930-31	3-11
1931-32	7-7
1932-33	8-9
1933-34	8-8
1934-35	6-12
1935-36	14-3
1936-37	13-3
1937-38	10-6
1938-39	11-7
1939-40	7-12
1940-41	9-11
1941-42	12-6
1942-43.....	19-6 (NAIA Champions)
1943-44	11-3
1944-45.....	13-3
1945-46	13-3
1946-47	11-8
1947-48	10-9
1948-49	7-12
1949-50	6-13
1950-51	3-16
1951-52	5-12
1952-53	13-8
1953-54	12-8
1954-55	15-6
1955-56	12-7
1956-57	5-13
1957-58	11-9
1958-59	11-9
1959-60	13-9
1960-61	25-3
1961-62	18-7
1962-63	21-4
1963-64	18-5
1964-65	15-8
1965-66	13-9
1966-67	15-6
1967-68	8-14
1968-69	7-15
1969-70	9-12
1970-71	13-10
1971-72	15-9
1972-73	11-13
1973-74	10-14
1974-75	14-12
1975-76	5-21
1976-77	8-18
1977-78	11-15
1978-79	19-9
1979-80	14-12
1980-81	11-16
1981-82	21-10
1982-83	25-6

1983-84	16-12
1984-85	24-8
1985-86	27-7
1986-87	20-11
1987-88	28-4
1988-89	27-6
1989-90	26-5
1990-91	21-7

NCAA Division I Era	
1991-92	12-16
1992-93	16-11
1993-94	10-17
1994-95	13-14
1995-96	8-19
1996-97	12-18
1997-98	14-13
1998-99	20-9
1999-00	24-7
2000-01	18-12
2001-02	6-22
2002-03	11-19
2003-04	11-16
2004-05	15-14
2005-06	7-20
2006-07	11-20
2007-08	1-19*
2008-09	3-27
2009-10	7-23
2010-11	10-22
2011-12	15-16
2012-13	17-16
2013-14	18-14
2014-15	13-17
2015-16	5-24

* - Southeast Missouri State vacated 11 wins during the 2007-08 season.

All-Time NCAA Division I Record:
297-425 (.411)

All-Time OVC Record:
166-252 (.397)

Southeast vs. Ranked Teams (0-12)	
at #21 Cincinnati (12/11/92).....	L, 58-83
at #6 Missouri (2/23/94)	L, 61-83
at #21 Illinois (12/8/95)	L, 70-89
vs. #6 Cincinnati (1/7/97)	L, 57-80
vs. #10 LSU* (3/16/00)	L, 61-64
at #20 Creighton (12/29/02)	L, 70-93
at #6 Illinois (12/28/05)	L, 64-89
at #25 Missouri (11/11/11)	L, 68-83
at #9 Murray State (2/2/12).....	L, 73-81
vs. #14 Murray State (2/15/12)	L, 66-75
at #7 Kansas (11/9/12)	L, 55-74
at #11 Missouri (12/4/12)	L, 65-81

* - NCAA Tournament

Southeast Missouri State REDHAWKS

RECORDS

Coaching History			
Coach	Years	Record	Pct.
Clyde Elder	1906-07	0-2	.000
Eugene Wells	1907-08	3-0	1.00
Ferdinal Courleux	1908-09	98-97	.502
	1915-28	-	-
	1929-30	-	-
H.F. Schulte	1909-12	12-6	.667
W.F. Cobb	1912-15	10-5	.667
Jerry Lewis	1928-29	0-15	.000
George Flamank	1930-32	13-19	.406
Emmitt Stuber	1932-35	60-42	.588
	1943-46	-	-
Charles Harris	1935-43	68-55	.567
Joe McDonald	1946-49	28-33	.459
John Adams	1949-52	14-41	.255
Ralph Pink	1952-58	70-53	.569
Charles Parsley	1958-70	175-101	.634
Bob Cradic	1970-76	76-71	.517
Carroll Williams	1976-81	57-75	.432
Ron Shumate	1981-97	306-171	.641
Gary Garner	1997-06	126-132	.488
Scott Edgar	2006-09	15-48*	.238
Zac Roman	2008-09	0-18	.000
Dickey Nutt	2009-15	80-108	.408
Rick Ray	2015-present	5-24	.208

* - Southeast Missouri vacated 11 wins during the 2007-08 season.

Year-by-Year OVC Record and Finish		
Year	Record	Finish
1991-92	5-9	7th
1992-93	9-7	4th
1993-94	5-11	6th
1994-95	7-9	6th
1995-96	5-11	8th
1996-97	9-9	t4th
1997-98	10-8	5th
1998-99	15-3	2nd
1999-00	14-4	t1st
2000-01	8-8	5th
2001-02	4-12	8th
2002-03	5-11	7th
2003-04	4-12	10th
2004-05	9-7	5th
2005-06	4-16	10th
2006-07	9-11	6th
2007-08	1-13*	11th
2008-09	0-18	10th
2009-10	3-15	9th
2010-11	6-12	t7th
2011-12	9-7	5th
2012-13	8-8	t5th/2nd in OVC West
2013-14	8-8	6th/2nd in OVC West
2014-15	7-9	8th/5th in OVC West
2015-16	2-14	12th/6th in OVC West

* - Southeast Missouri vacated six OVC wins during the 2007-08 season.

Southeast Missouri State

REDHAWKS

TEAM SINGLE-SEASON RECORDS

Most Games	
1985-86	34
2012-13	33
1988-89	33
2013-14	32
2010-11	32
1987-88	32
1984-85	32
2011-12	31
2006-07	31
1999-00	31
1989-90	31
1986-87	31
1982-83	31
1981-82	31
Most Wins	
1987-88	28
1988-89	27
1985-86	27
1989-90	26
1982-83	25
1999-00	24
1984-85	24
1990-91	21
1981-82	21
1962-63	21
Most Ohio Valley Conference Wins	
1998-99	15
1999-00	14
1997-98	10
2011-12	9
2006-07	9
2004-05	9
1996-97	9
1992-93	9
Most Losses	
2008-09	27
2009-10	23
2010-11	22
2006-07	20
2005-06	20
Most Ohio Valley Conference Losses	
2008-09	18
2009-10	15
2007-08	13
2010-11	12
2003-04	12
2001-02	12

Most Points Scored	
1987-88	2,791
1986-87	2,782
1988-89	2,775
1989-90	2,700
2013-14	2,654
1984-85	2,484
1990-91	2,457
1986-87	2,453
2012-13	2,446
1982-83	2,426
Highest Scoring Average	
1990-91	87.7
1971-72	87.6
1965-66	87.2
1989-90	87.1
1987-88	86.9
1970-71	86.8
1963-64	86.4
1988-89	84.1
1977-78	83.0
2013-14	82.9
Most Field Goals Made	
1985-86	1,108
1987-88	1,061
1988-89	1,003
1982-83	992
1986-87	978
1984-85	971
2013-14	961
1989-90	959
1978-79	917
1990-91	886
1977-78	886
Most Field Goals Attempted	
1985-86	2,204
1988-89	2,128
1987-88	2,101
1989-90	2,075
1986-87	2,022
1982-83	2,000
1984-85	1,978
1971-72	1,971
1976-77	1,931
2013-14	1,924

Best Field Goal Percentage	
1978-79	51.9
1987-88	50.5
1985-86	50.3
2013-14	49.9
1977-78	49.9
1983-84	49.8
1982-83	49.6
1984-85	49.1
1990-91	49.0
1980-81	48.4
Most 3-Point Field Goals Made	
2012-13	256
2006-07	254
2013-14	218
1988-89	215
2002-03	212
2000-01	209
1997-98	208
2007-08	206
2005-06	201
2003-04	201
Most 3-Point Field Goals Attempted	
2006-07	765
2012-13	644
2013-14	607
2007-08	594
2005-06	580
1997-98	575
1999-00	558
2014-15	553
2003-04	534
2002-03	529
Best 3-Point Field Goal Percentage	
1988-89	44.6
1987-88	42.5
2002-03	40.1
2012-13	39.8
2000-01	39.8
1991-92	39.7
2004-05	37.6
2003-04	37.6
2011-12	36.9
1993-94	36.5

Southeast Missouri State

REDHAWKS

TEAM SINGLE-SEASON RECORDS

Most Free Throws Made	
1989-90	618
1985-86	575
1990-91	570
1988-89	554
1984-85	542
1987-88	525
2013-14	514
1992-93	510
1971-72	503
2007-08	494
Most Free Throws Attempted	
1989-90	962
1985-86	856
1984-85	844
1990-91	806
1988-89	798
2010-11	794
1987-88	775
2007-08	745
2013-14	743
1971-72	739
Best Free Throw Percentage	
2001-02	76.4
1979-80	75.4
2005-06	74.9
1978-79	74.4
2000-01	73.9
2002-03	73.4
1992-93	72.6
1977-78	72.3
1998-99	72.2
2003-04	71.2
Most Rebounds	
1989-90	1,492
1985-86	1,410
1987-88	1,377
1984-85	1,331
1988-89	1,324
1986-87	1,304
1996-97	1,299
1962-63	1,292
1990-91	1,271
1961-62	1,261
Best Rebounding Average	
1965-66	53.3
1964-65	53.3
1963-64	52.6
1962-63	51.7
1966-67	50.6
1961-62	50.4
1989-90	48.1
1969-70	43.4
1973-74	42.5
1975-76	41.7
Most Assists	
1988-89	544
2002-03	535
2013-14	533
2012-13	522
1990-91	489
2011-12	462
1994-95	439
2007-08	427
2004-05	419
2000-01	411
Most Turnovers	
2007-08	558
1996-97	553
2006-07	528
1995-96	500
1988-89	493
1993-94	487
1999-00	478
1992-93	472
2009-10	465
2010-11	463
1990-91	463
Most Blocked Shots	
1999-00	164
2012-13	162
2013-14	136
2014-15	132
2006-07	126
1996-97	126
2007-08	125
2010-11	121
2004-05	119
1991-92	115
Most Steals	
2007-08	262
1992-93	250
2006-07	249
2004-05	237
2013-14	228
1996-97	220
2015-16	218
2014-15	218
1995-96	204
1991-92	202
Most Personal Fouls	
1988-89	704
1985-86	695
1984-85	688
2007-08	679
2010-11	677
1989-90	674
1987-88	663
1986-87	658
2009-10	653
1993-94	643



Tyler Stone

Points

1.	Carl Ritter, 1959-63	1,916
2.	Jewell Crawford, 1980-84	1,862
3.	Bill Giessing, 1960-64	1,686
4.	William “Bud” Eley, 1995-99	1,611
5.	Tyler Stone, 2011-14	1,546
6.	Derek Winans, 2001-05	1,505
7.	Marland Smith, 2009-13	1,423
8.	Ronny Rankin, 1984-86	1,277
9.	Riley Ellis, 1984-86	1,241
10.	Ray Pugh, 1985-89	1,237
11.	Otto Porter, 1979-81	1,216
	Devon Lake, 1990-93	1,216
13.	Dwayne Rutherford, 1986-90	1,191
14.	Kermit Meystedt, 1963-67	1,141
15.	Anthony Venson, 1980-84	1,131
16.	Curtis Shelton, 1990-94	1,112
17.	John Sanchez, 1976-80	1,104
18.	Lawrence Wilson, 1986-90	1,086
19.	Joe Cagle, 1973-77	1,055
20.	Dave Shipley, 1975-79	1,046

Scoring Average

1.	Otto Porter, 1979-81	25.9
2.	Fred Anderson, 1968-69	23.3
3.	Roy Booker, 2005-06	22.0
4.	Ronny Rankin, 1984-86	20.6
5.	Jim Anderson, 1970-72	19.7
6.	Riley Ellis, 1984-86	19.1
7.	Jarekious Bradley, 2013-15	17.7
8.	Danny Dohogne, 1990-91	17.4
9.	Jewell Crawford, 1980-84	16.6
	William “Bud” Eley, 1995-99	16.6

Field Goals Made

1.	Jewell Crawford, 1980-84	763
2.	William “Bud” Eley, 1995-99	629
3.	Tyler Stone, 2011-14	621
4.	Derek Winans, 2001-05	524
5.	Otto Porter, 1979-81	515
6.	Ronny Rankin, 1984-86	483
7.	Riley Ellis, 1984-86	478
	Ray Pugh, 1985-89	478
9.	Marland Smith, 2009-13	476
10.	Joe Cagle, 1973-77	456

Field Goals Attempted

1.	Jewell Crawford, 1980-84	1,470
2.	Marland Smith, 2009-13	1,201
3.	Tyler Stone, 2011-14	1,191
4.	Derek Winans, 2001-05	1,172
5.	William “Bud” Eley, 1995-99	1,170
6.	Otto Porter, 1979-81	1,044
7.	Joe Cagle, 1973-77	1,026
8.	Dave Shipley, 1975-79	1,010
9.	Ray Pugh, 1985-89	975
10.	Riley Ellis, 1984-86	955

Field Goal Percentage

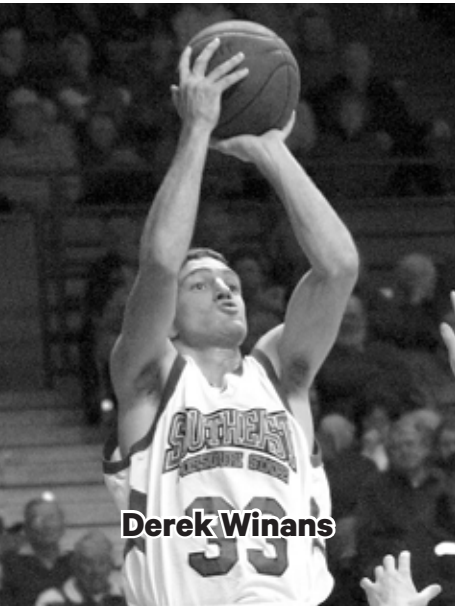
(Minimum 100 FG Made)	FG-A	Pct.
1.	Danny Dohogne, 1990-91	.643
2.	Leon Powell, 2010-12	.613
3.	Carl Nicholson, 1985-88	.607
4.	Eddie Hart, 1984-86	.597
5.	Roderick Johnson, 1998-00	.586
6.	Brandon Griffin, 2002-04	.574
	Drew Demond, 1999-02	.574
8.	Matt Sisley, 1992-94	.573
9.	Desi Barmore, 1978-79	.562
10.	Nino Johnson, 2011-15	.558

3-Point Field Goals Made

1.	Marland Smith, 2009-13	251
2.	Derek Winans, 2001-05	219
3.	Churtis Shelton, 1990-94	215
4.	Terrick Willoughby, 2003-07	175
5.	Kenard Moore, 2007-09	174
6.	Mike Lewis, 1987-91	166
7.	Cory Johnson, 1997-99	162
8.	Brett Hale, 2001-05	140
9.	Lucas Nutt, 2009-14	118
10.	Corey Wilford, 2011-13	114

3-Point Field Goals Attempted

1.	Marland Smith, 2009-13	697
2.	Derek Winans, 2001-05	564
3.	Kenard Moore, 2007-09	482
4.	Curtis Shelton, 1990-94	480
5.	Terrick Willoughby, 2003-07	434
6.	Cory Johnson, 1997-99	391
7.	Mike Lewis, 1987-91	372
8.	Jarekious Bradley, 2013-15	342
	Brett Hale, 2001-05	342
10.	Lucas Nutt, 2009-14	315



Derek Winans

3-Point Field Goal Percentage

(Minimum 100 3FG Made)	3FG-A	Pct.
1.	Curtis Shelton, 1990-94	.448
2.	Mike Lewis, 1987-91	.446
3.	Cory Johnson, 1997-99	.414
4.	Brett Hale, 2001-05	.409
5.	Corey Wilford, 2011-13	.407
6.	Terrick Willoughby, 2003-07	.403
7.	Dwayne Rutherford, 1986-90	.402
8.	Derek Winans, 2001-05	.388
9.	Lucas Nutt, 2009-14	.375
10.	Nick Niemczyk, 2010-13	.372

Free Throws Made

1.	Carl Ritter, 1959-63	580
2.	William “Bud” Eley, 1995-99	341
3.	Jewell Crawford, 1980-84	336
4.	Ronny Rankin, 1984-86	311
5.	Devon Lake, 1990-93	309
6.	Lucas Nutt, 2009-14	300
7.	Dwayne Rutherford, 1986-90	286
8.	Riley Ellis, 1984-86	285
9.	Lawrence Wilson, 1986-90	282
10.	Tyler Stone, 2011-14	262

Free Throws Attempted

1.	Carl Ritter, 1959-63	664
2.	William “Bud” Eley, 1995-99	580
3.	Jewell Crawford, 1980-84	495
4.	Riley Ellis, 1984-86	462
5.	Nino Johnson, 2011-15	434
6.	Lawrence Wilson, 1986-90	402

7.	Dwayne Rutherford, 1986-90	395
8.	Devon Lake, 1990-93	384
9.	Ronny Rankin, 1984-86	371
10.	Antonius Cleveland, 2013-present	370

Free Throw Percentage

(Minimum 100 FT Made)	FT-A	Pct.
1.	Cory Johnson, 1997-99	.890
2.	Robin Wilhoit, 1976-80	.859
	Brett Hale, 2001-05	.859
4.	Ronny Rankin, 1984-86	.838
5.	Lucas Nutt, 2009-14	.829
	Curtis Shelton, 1990-94	.829
7.	Roy Booker, 2005-06	.825
8.	Jarekious Bradley, 2013-15	.822
9.	Mike Payne, 1969-72	.807
10.	Devon Lake, 1990-93	.805

Rebounds

1.	William “Bud” Eley, 1995-99	955
2.	John Sanchez, 1976-80	839
3.	Kermit Meystedt, 1963-67	834
4.	Paul Ranson, 1961-64	815
5.	Anthony Thomas, 1978-82	796
	Bill Giessing, 1960-64	796
7.	Tyler Stone, 2011-14	768
8.	Dan Milligan, 1965-69	758



Nino Johnson

9.	Jewell Crawford, 1980-84	741
10.	Nino Johnson, 2011-15	730

Rebounding Average

(Minimum 50 Games)	G	Avg.
1.	William “Bud” Eley, 1995-99	9.8
2.	Brandon Griffin, 2002-04	9.1
3.	Riley Ellis, 1984-86	8.7
4.	Tyler Stone, 2011-14	8.2
5.	Leon Powell, 2010-12	7.4
6.	Roderick Johnson, 1998-00	7.3
7.	Derick Turner, 1985-87	6.7
8.	Reggie Golson, 2002-05	6.5
9.	Calvin Williams, 2007-09	6.4
10.	Jermall Morgan, 1993-95	6.3

Assists

1.	Lucas Nutt, 2009-14	610
2.	Dwayne Rutherford, 1986-90	541
3.	Michael Morris, 1984-88	478
4.	Lucas Nutt, 2009-present	419
5.	Dave Shipley, 1975-79	396
6.	Jerry Freshwater, 1991-95	367
7.	Joe Cagle, 1973-77	357
8.	John Sanchez, 1976-80	327
9.	Anthony Venson, 1980-84	321
10.	Derek Winans, 2001-05	282

Steals

1.	Michael Morris, 1984-88	191
2.	Derek Winans, 2001-05	153
	Dwayne Rutherford, 1986-90	153
4.	William “Bud” Eley, 1995-99	135
5.	Jerry Freshwater, 1991-95	121
6.	Antonius Cleveland, 2013-present	112
	Marland Smith, 2009-13	112
8.	Dainmon Gonner, 2003-05	111
9.	Paul Paradoski, 2004-07	110
10.	Nino Johnson, 2011-15	100

Blocks

1.	Nino Johnson, 2011-15	184
2.	William “Bud” Eley, 1995-99	156
3.	Tyler Stone, 2011-14	124
4.	Drew Demond, 1999-02	112
5.	Leon Powell, 2010-12	92
6.	Anthony Thomas, 1978-82	83
7.	Reggie Golson, 2002-05	79
8.	Calvin Williams, 2007-09	71
9.	Malcomn Henry, 1985-90	60
10.	James Barnes, 1990-92	58



William “Bud” Eley

Games Played

1.	Malcomn Henry, 1985-90	148
2.	Lucas Nutt, 2009-14	137
3.	Dwayne Rutherford, 1986-90	129
4.	Lawrence Wilson, 1986-90	128
5.	Marland Smith, 2009-13	126
6.	Michael Morris, 1984-88	122
7.	Mike Lewis, 1987-91	121

Games Started

1.	Lucas Nutt, 2009-14	106
2.	Derek Winans, 2001-05	101
3.	Marland Smith, 2009-13	98
4.	Bud Eley, 1995-99	93
5.	Tyler Stone, 2011-14	84
6.	Terrick Willoughby, 2003-07	80
7.	Nino Johnson, 2011-15	78

Current Players in **Bold**

* - Southeast Missouri State University men’s basketball Top-10 lists were generated with statistics dating back to 1968-69. Any cumulative statistical reports prior to that season were incomplete. Therefore, some individuals who played before 1968-69 may be excluded from certain statistical categories on these lists.

Southeast Missouri State

REDHAWKS

SINGLE-SEASON RANKINGS

Points		
1.	Otto Porter, 1980-81	677
2.	Riley Ellis, 1985-86	667
3.	Ronny Rankin, 1985-86	656
4.	Ronny Rankin, 1984-85	621
5.	Jarekious Bradley, 2013-14	608
6.	Jewell Crawford, 1983-84	606
7.	Devon Lake, 1992-93	603
8.	Roy Booker, 2005-06	594
9.	Tyler Stone, 2013-14	578
10.	Riley Ellis, 1984-85	574
11.	Kenard Moore, 2008-09	570
12.	Dainmon Gonner, 2004-05	547
13.	Derick Turner, 1986-87	545
14.	Otto Porter, 1979-80	539
15.	Cleo Conley, 1986-87	537
16.	William “Bud” Eley, 1996-97	536
17.	Ray Pugh, 1987-88	533
18.	Tyler Stone, 2012-13	512
19.	Jim Anderson, 1970-71	509
20.	Terry Mead, 1981-82	503
Field Goals Attempted		
1.	Otto Porter, 1980-81	568
2.	Ronny Rankin, 1985-86	524
3.	Roy Booker, 2005-06	504
4.	Riley Ellis, 1985-86	495
5.	Fred Anderson, 1968-69	488
6.	Kenard Moore, 2008-09	483
7.	Otto Porter, 1979-80	476
	Cleo Conley, 1986-87	476
9.	Riley Ellis, 1984-85	460
10.	Jarekious Bradley, 2013-14	438
Field Goal Percentage		
(Minimum 75 FG Made)		FG-A Pct.
1.	Danny Dohogne, 1990-91	191-297 .643
2.	Leon Powell, 2010-11	172-273 .630
3.	Cornall Henderson, 1987-88	75-117 .641
	Carl Nicholson, 1987-88	75-117 .641
5.	Eddie Hart, 1985-86	119-186 .640
6.	David Montgomery, 1997-98	141-227 .621
7.	Roderick Johnson, 1999-00	163-270 .604
8.	William “Bud” Eley, 1998-99	170-286 .594
9.	Leon Powell, 2011-12	126-213 .592
10.	John Sanchez, 1977-78	149-256 .582
3-Point Field Goals Made		
1.	Kenard Moore, 2008-09	97
2.	Cory Johnson, 1997-98	95
3.	Curtis Shelton, 1993-94	86
4.	Corey Wilford, 2012-13	82
5.	Kenard Moore, 2007-08	77
6.	Jarekious Bradley, 2013-14	75
7.	Roy Booker, 2005-06	73
8.	Derek Winans, 2002-03	71
9.	Cory Johnson, 1998-99	67
10.	Isiah Jones, 2014-15	65
3-Point Field Goals Attempted		
1.	Kenard Moore, 2008-09	285
2.	Roy Booker, 2005-06	233
3.	Cory Johnson, 1997-98	219
4.	Marland Smith, 2010-11	207
5.	Jarekious Bradley, 2013-14	201
6.	Kenard Moore, 2007-08	197
7.	Corey Wilford, 2012-13	193
8.	Curtis Shelton, 1993-94	190
9.	Marland Smith, 2009-10	185
10.	David Johnson, 2006-07	184
Field Goals Made		
1.	Otto Porter, 1980-81	287
2.	Ronny Rankin, 1985-86	252
3.	Riley Ellis, 1985-86	250
4.	Jewell Crawford, 1983-84	238
5.	Ronny Rankin, 1984-85	231
6.	Otto Porter, 1979-80	228
	Riley Ellis, 1984-85	228
8.	Tyler Stone, 2013-14	223
	Cleo Conley, 1986-87	223
10.	Derick Turner, 1986-87	221
	Fred Anderson, 1968-69	221



Dainmon Gonner

3-Point Field Goal Percentage		
(Minimum 50 3FG Made)		3FG-A Pct.
1.	Amory Sanders, 2000-01	53-95 .558
2.	Mike Lewis, 1989-90	64-130 .492
	Mike Lewis, 1988-89	64-130 .492
4.	Curtis Shelton, 1991-92	58-121 .479
5.	Curtis Shelton, 1993-94	86-190 .453
6.	Terrick Willoughby, 2006-07	51-116 .440
7.	Cory Johnson, 1997-98	95-219 .434
8.	Mark Johnson, 1994-95	55-128 .430
9.	Marland Smith, 2012-13	63-147 .429
	Brett Hale, 2002-03	54-126 .429
Free Throws Made		
1.	Carl Ritter, 1960-61	184
2.	Riley Ellis, 1985-86	167
3.	Roy Booker, 2005-06	165
4.	Devon Lake, 1992-93	162
5.	Ronny Rankin, 1984-85	159
6.	Ronny Rankin, 1985-86	152
7.	Jewell Crawford, 1983-84	130
	Andrew Reed, 1971-72	130
9.	Jermall Morgan, 1994-95	123
10.	Riley Ellis, 1984-85	118
	Michael Stokes, 2000-01	118

SINGLE-SEASON RANKINGS

Free Throws Attempted		
1.	Riley Ellis, 1985-86	259
2.	William “Bud” Eley, 1996-97	217
3.	Devon Lake, 1992-93	205
	Leon Powell, 2010-11	205
5.	Riley Ellis, 1984-85	203
6.	Roy Booker, 2005-06	200
7.	Jermall Morgan, 1994-95	199
8.	Ronny Rankin, 1984-85	190
9.	Jewell Crawford, 1983-84	183
10.	Ronny Rankin, 1985-86	181
Free Throw Percentage		
(Minimum 75 FT Made)		FT-A Pct.
1.	Curtis Shelton, 1993-94	94-106 .887
2.	Jarekious Bradley, 2014-15	83-94 .883
3.	Ronny Rankin, 1985-86	152-181 .840
4.	Ronny Rankin, 1984-85	159-190 .837
5.	Michael Stokes, 2000-01	118-143 .825
	Roy Booker, 2005-06	165-200 .825
7.	Lucas Nutt, 2010-11	96-117 .821
8.	Lucas Nutt, 2013-14	80-98 .816
9.	Devon Lake, 1990-91	92-113 .814
10.	Steve Tappmeyer, 1978-79	81-100 .810
Rebounds		
1.	Brandon Griffin, 2002-03	314
2.	William “Bud” Eley, 1996-97	310
	William “Bud” Eley, 1998-99	310
4.	Riley Ellis, 1985-86	293
5.	Nino Johnson, 2012-13	289
6.	Tyler Stone, 2013-14	284
7.	Derick Turner, 1986-87	282
8.	Riley Ellis, 1984-85	275
9.	Roderick Johnson, 1999-00	266
10.	William “Bud” Eley, 1995-96	260
Rebounding Average		
(Minimum 20 Games)		G Avg.
1.	William “Bud” Eley, 1998-99	29 10.7
2.	Brandon Griffin, 2002-03	30 10.5
3.	William “Bud” Eley, 1996-97	30 10.3
4.	Thomas Thames, 1990-91	20 10.1
5.	William “Bud” Eley, 1995-96	27 9.6
6.	Tyler Stone, 2013-14	30 9.5
7.	Derick Turner, 1986-87	31 9.1
8.	Riley Ellis, 1985-86	33 8.9
9.	Nino Johnson, 2012-13	33 8.8
	Danny Dohogne, 1990-91	28 8.8
Assists		
1.	Dwayne Rutherford, 1988-89	200
2.	Lucas Nutt, 2013-14	191
3.	Kevin Roberts, 2002-03	179
4.	Lucas Nutt, 2012-13	178
5.	Jerry Freshwater, 1994-95	153
6.	Dwayne Rutherford, 1987-88	143
7.	Michael Morris, 1986-87	139
8.	Michael Morris, 1985-86	136
9.	Michael Morris, 1987-88	130
10.	Michael Stokes, 1999-00	128
Steals		
1.	Dainmon Gonner, 2004-05	74
2.	Dwayne Rutherford, 1988-89	71
3.	Michael Morris, 1986-87	63
	Michael Morris, 1987-88	63
5.	William “Bud” Eley, 1996-97	58
	Calvert White, 1996-97	58
7.	Johnnie Coleman, 1990-91	57
8.	Ernest Taylor, 1988-89	50
9.	Isiah Jones, 2015-16	49
10.	Cleo Conley, 1986-87	48



Leon Powell

Southeast Missouri State

REDHAWKS



Reggie Golson

Blocks		
1.	Nino Johnson, 2012-13	84
2.	William “Bud” Eley, 1998-99	75
3.	Nino Johnson, 2014-15	64
	Reggie Golson, 2004-05	64
5.	William “Bud” Eley, 1995-96	51
6.	Leon Powell, 2010-11	50
7.	Drew Demond, 2000-01	48
8.	Tyler Stone, 2013-14	46
9.	Anthony Thomas, 1981-82	45
10.	Tyler Stone, 2012-13	44

* - Southeast Missouri State University men's basketball Top-10 lists were generated with statistics dating back to 1968-69. Any cumulative statistical reports prior to that season were incomplete. Therefore, some individuals who played before 1968-69 may be excluded from certain statistical categories on these lists.

Southeast Missouri State

REDHAWKS

INDIVIDUAL & TEAM RECORDS

Team Records			Individual Records		
Single-Game			Single-Game		
Points	135	vs. Fort Leonard Wood (2/6/64); vs. McKendree (1/14/67)	Points	52	Kermit Meystedt, vs. McKendree, 1/14/67
Points in a Half	74	vs. Harris-Stowe (2/4/85)	Field Goals	24	Kermit Meystedt, vs. McKendree, 1/14/67
Combined Points	237	vs. Austin Peay (1/29/08)	Field Goals Attempted	34	Kermit Meystedt, vs. McKendree, 1/14/67
Field Goals	59	vs. McKendree (1/4/67); vs. Parks (11/24/86)	Free Throws	18	Carl Ritter, vs. NW Missouri St, 12/30/60
Field Goals Attempted	98	vs. Parks (11/24/86)	Free Throws Attempted	22	Carl Ritter, vs. NW Missouri St, 12/30/60
Field Goal Percentage	68.9 (59-of-88)	vs. McKendree (1/14/67)	3-Point Field Goals	9	3x, last by Marland Smith, vs. Eastern Illinois, 2/9/13
Free Throws	40	vs. Christian Brothers (12/5/88)	3-Point Field Goals Att.	19	Cory Johnson, vs. UT Martin, 1/15/98
Free Throws Attempted	50	vs. Christian Brothers (12/5/88)	Rebounds	29	Paul Ranson, vs. MacMurray, 12/8/61
Free Throw Percentage	1.00 (14-14)	vs. Missouri-Rolla (1/12/78)	Assists	13	2x, last by Kevin Roberts, vs. Morehead State, 2/6/03
	1.00 (10-10)	vs. Sacramento State (2/19/11)	Blocked Shots	10	Bud Eley, vs. Morehead State, 1/4/99
3-Point Field Goals	20	at Austin Peay (2/28/13)	Single-Season		
3-Point Field Goals Att.	40	vs. UT Martin (1/15/98)	Games Played	34	Michael Morris, Ray Pugh, Derick Turner, 1985-86
3-Point Field Goal Pct.	1.00 (5-5)	vs. Southern Arkansas (11/21/87)	Points	677	Otto Porter, 1980-81
Rebounds	68	vs. Central Methodist (11/18/88)	Field Goals	287	Otto Porter, 1980-81
Assists	33	vs. Missouri Baptist (11/19/90)	Field Goals Attempted	568	Otto Porter, 1980-81
Blocked Shots	14	vs. Morehead State (1/4/99)	Field Goal Percentage	64.3 (191-297)	Danny Dohogne, 1990-91
Largest Margin of Victory	+89	Southeast 127, Parks 38 (11/24/86)	Free Throws	184	Carl Ritter, 1960-61
Largest Margin of Defeat	-58	NW Missouri 74, Southeast 16 (2/1/29)	Free Throws Attempted	259	Riley Ellis, 1985-86
Single-Season			Free Throw Percentage	88.7 (94-106)	Curtis Shelton, 1993-94
Points	2791	1985-86	3-Point Field Goals	97	Kenard Moore, 2008-09
Points Per Game	87.8	1990-91	3-Point Field Goals Att.	285	Kenard Moore, 2008-09
Field Goals	1108	1985-86	3-Point Field Goal Pct.	55.8 (53-95)	Amory Sanders, 2000-01
Field Goals Attempted	2204	1985-86	Rebounds	314	Brandon Griffin, 2002-03
Field Goal Percentage	51.9	1978-79	Assists	200	Dwayne Rutherford, 1988-89
Free Throws	621	1960-61	Blocked Shots	84	Nino Johnson, 2012-13
Free Throws Attempted	856	1985-86	Highest Scoring Average	27.0	Otto Porter, 1979-80
Free Throw Percentage	76.4 (428-of-560)	2001-02	Highest Rebounding Avg.	10.7	“Bud” Eley, 1998-99
3-Point Field Goals	256	2012-13			
3-Point Field Goals Att.	644	2012-13			
3-Point Field Goal Pct.	44.6	1988-89			
Rebounds	1313	1985-86			
Assists	544	1985-86; 1988-89			
Blocked Shots	164	1999-00			
Largest Margin of Victory	+15.7	1984-85			
Most Victories	28	1987-88			
Most Losses	27	2008-09			
Miscellaneous					
Longest Winning Streak	20 games	12/5/87-2/17/88			
Longest Home Win Streak	28 games	11/29/85-1/7/87			
Longest Losing Streak	21 games	12/23/08-11/18/09			

Southeast Missouri State

REDHAWKS

ANNUAL LEADERS

Points					Rebounds					Assists				
Year	Player	G	Pts	Avg	Year	Player	G	Reb	Avg	Year	Player	A		
1970-71	Jim Anderson	22	509	23.1	1970-71	Andrew Reid	23	239	10.3	1972-73	Leonard Bishop	88		
1971-72	Fred Johnson	24	403	16.7	1971-72	Andrew Reid	24	269	11.2	1973-74	Kevin Arand	83		
1972-73	Larry Lawrence	23	342	14.9	1972-73	Larry Lawrence	23	213	9.1	1974-75	Joe Cagle	87		
1973-74	Larry Lawrence	24	410	17.1	1973-74	Arvin Haynes	24	202	8.4	1975-76	Joe Cagle	127		
1974-75	Steve Valli	26	402	15.4	1974-75	Steve Valli	25	183	7.1	1976-77	Joe Cagle	123		
1975-76	Dave Shipley	26	212	8.2	1975-76	Russ Mothershead	26	112	4.3	1977-78	Dave Shipley	112		
1976-77	Joe Cagle	26	429	16.5	1976-77	John Sanchez	26	200	7.7	1978-79	Dave Shipley	134		
1977-78	Steve Tappmeyer	26	424	16.5	1977-78	John Sanchez	26	265	10.2	1979-80	John Sanchez	125		
1978-79	Desi Barmore	28	431	15.4	1978 79	Desi Barmore	28	203	7.3	1980-81	Otto Porter	76		
	Marcus Harvey				1979-80	Anthony Thomas	26	245	9.4	1981-82	Anthony Venson	101		
1979-80	Otto Porter	20	539	27.0	1980-81	Otto Porter	27	240	8.9	1982-83	Lew Brookins	126		
1980-81	Otto Porter	27	677	25.1	1981-82	Anthony Thomas	26	245	9.4	1983-84	Michael Poole	76		
1981-82	Terry Mead	30	503	16.8	1982 83	Donnie McClinton	31	245	6.9	1984-85	Anthony Hall	120		
1982-83	Terry Mead	30	453	15.1	1983-84	Jewell Crawford	27	204	7.5	1985-86	Michael Morris	136		
1983-84	Jewell Crawford	27	606	22.4	1984-85	Riley Ellis	32	275	8.6	1986-87	Michael Morris	139		
1984-85	Ronny Rankin	30	621	20.6	1985-86	Riley Ellis	33	293	8.9	1987-88	Dwayne Rutherford	143		
1985-86	Ronny Rankin	32	656	20.5	1986-87	Derick Turner	31	282	9.1	1988-89	Dwayne Rutherford	200		
1986-87	Derick Turner	31	545	17.6	1987-88	Ray Pugh	31	207	6.7	1989-90	Dwayne Rutherford	121		
1987-88	Ray Pugh	31	545	17.9	1988-89	Malcomn Henry	32	213	6.7	1990-91	Johnnie Coleman	90		
1988-89	Ray Pugh	27	482	17.9	1989-90	Thomas Thames	31	277	8.9	1991-92	Curtis Shelton	63		
1989-90	Earnest Taylor	27	491	18.1	1990-91	Thomas Thames	20	201	10.1	1992-93	Tony Wofford	83		
1990-91	Danny Dohogne	28	487	17.4	1991-92	James Barnes	28	187	6.7	1993-94	Jerry Freshwater	106		
1991-92	Curtis Shelton	28	410	15.2	1992-93	Eelco Derks	27	143	5.3	1994-95	Jerry Freshwater	153		
1992-93	Devon Lake	28	332	11.9	1993-94	Jermall Morgan	27	151	5.6	1995-96	Allen Hatchett	85		
1993-94	Curtis Shelton	27	410	15.2	1994-95	Jermall Morgan	27	188	7 0	1996-97	Allen Hatchett	89		
1994-95	Jermall Morgan	27	436	17.2	1995-96	William “Bud” Eley	27	260	9.6	1997-98	Kahn Cotton	104		
1995-96	William “Bud” Eley	27	465	17.2	1996-97	William “Bud” Eley	20	310	10.3	1998-99	Kahn Cotton	83		
1996-97	William “Bud” Eley	30	536	17.9	1997-98	Calvert White	27	160	5.9	1999-00	Michael Stokes	128		
1997-99	Cory Johnson	27	391	14.5	1998-99	William “Bud” Eley	29	310	10.7	2000-01	Michael Stokes	144		
1998-99	William “Bud” Eley	29	445	15.3	1999-00	Roderick Johnson	31	266	8.6	2001-02	Derek Winans	80		
1999-00	Roderick Johnson	31	437	14.1	2000-01	Emanuel McCuthison	30	149	5.0	2002-03	Kevin Roberts	179		
2000-01	Michael Stokes	30	449	15.0	2000-02	Tim Scheer	28	138	4.9	2003-04	Mike Nelke/Brandon Griffin	75		
2001-02	Derek Winans	27	402	14.9	2002-03	Brandon Griffin	30	314	10.5	2004-05	Paul Paradoski	81		
2002-03	Derek Winans	30	459	15.3	2003-04	Brandon Griffin	23	170	7.4	2005-06	Paul Paradoski	119		
2003-04	Derek Winans	27	392	14.5	2004-05	Reggie Golson	29	211	7.3	2006-07	Roderick Pearson	68		
2004-05	Dainmon Gonner	27	446	16-5	2005-06	Waylon Francis	27	155	5.7	2007-08	Roderick Pearson	82		
2005-06	Roy Booker	27	594	22.0	2006-07	Brandon Foust	31	174	5.6	2008-09	Jaycen Herring	77		
2006-07	Brandon Foust	31	374	12.1	2007-08	Calvin Williams	31	169	5.5	2009-10	Sam Pearson	94		
2007-08	Jaycen Herring	29	381	13.1	2008-09	LaMont Russell	30	183	6.1	2010-11	Lucas Nutt	112		
2008-09	Kenard Moore	30	570	19.0	2009-10	LaMont Russell	30	204	6.8	2011-12	Marcus Brister	103		
2009-10	Marland Smith	30	325	10.8	2010-11	Leon Powell	32	247	7.7	2012-13	Lucas Nutt	178		
2010-11	Leon Powell	32	452	14.1	2011-12	Tyler Stone	31	227	7.3	2013-14	Lucas Nutt	191		
2011-12	Tyler Stone	31	456	14.7	2012-13	Nino Johnson	33	289	8.8	2014-15	J.J. Thompson	78		
2012-13	Tyler Stone	33	512	15.5	2013-14	Tyler Stone	30	284	9.5	2015-16	Isiah Jones	86		
2013-14	Tyler Stone	30	578	19.3	2014-15	Nino Johnson	30	211	7.0					
2014-15	Jarekious Bradley	26	421	16.2	2015-16	Joel Angus III	29	172	5.9					
2015-16	Antonius Cleveland	26	394	15.2										

Southeast Missouri State

REDHAWKS

RECORDS

25+ Point Games NCAA Division I Era (Since 1991-92)

Player	Points	Opponent	Date
Tyler Stone	37	at SIU Edwardsville	Feb. 6, 2014
Dainmon Gonner	37	at Tennessee State	Jan. 13, 2005
Leon Powell	36	vs. UT Martin	Jan. 3, 2011
Kenard Moore	36	vs. Northern Illinois	Feb. 21, 2009
Dainmon Gonner	36	at Bradley	Nov. 19, 2004
Mark Johnson	35	vs. UW-Milwaukee	Mar. 2, 1995
Devon Lake	34	at Austin Peay	Nov. 11, 1993
Roy Booker	33	vs. Austin Peay	Jan. 14, 2006
Brett Hale	33	at Tennessee State	Mar. 1, 2003
Derek Winans	33	at Western Illinois	Jan. 21, 2003
Curtis Shelton	33	vs. Tennessee Tech	Jan. 15, 1994
Devon Lake	33	at Murray State	Feb. 6, 1993
Jarekious Bradley	32	at Eastern Kentucky	Feb. 1, 2014
Tyler Stone	32	vs. Central Arkansas	Dec. 8, 2012
Tim Scheer	32	vs. Tennessee State	Jan. 30, 2003
Derek Winans	32	vs. Eastern Illinois	Feb. 19, 2002
Jaycen Herring	31	at Austin Peay	Feb. 28, 2009
Kenard Moore	31	vs. Morehead State	Jan. 15, 2009
Kenard Moore	31	at Kansas State	Nov. 16, 2008
Bud Eley	31	at Austin Peay	Jan. 4, 1997
Jermall Morgan	31	vs. Maine	Dec. 3, 1994
Curtis Shelton	31	at Prairie View A&M	Dec. 11, 1993
Devon Lake	31	at UT Martin	Jan. 27, 1993
Devon Lake	31	vs. Murray State	Jan. 16, 1993
Jarekious Bradley	30	at Austin Peay	Jan. 4, 2014
Marland Smith	30	at SIU Edwardsville	Feb. 11, 2012
Tyler Stone	30	at Central Arkansas	Dec. 5, 2011
Marland Smith	30	vs. Tennessee State	Feb. 25, 2010
Roy Booker	30	at Tennessee Tech	Jan. 21, 2006
Reggie Golson	30	vs. Rockhurst	Nov. 23, 2004
Jarekious Bradley	29	at Tennessee State	Jan. 3, 2015
Marland Smith	29	vs. Eastern Illinois	Feb. 9, 2013
Marland Smith	29	at UT Martin	Jan. 20, 2011
Jaycen Herring	29	vs. Austin Peay	Jan. 29, 2008
Derek Winans	29	at Eastern Illinois	Jan. 13, 2004
Brett Hale	29	at Eastern Illinois	Feb. 4, 2003
Derek Winans	29	vs. Arkansas-Little Rock	Nov. 27, 2001
Emmanuel McCuthison	29	vs. Southern Illinois	Dec. 5, 2000
Devon Lake	29	at Alcorn State	Dec. 4, 1992
Jarekious Bradley	28	vs. Austin Peay	Feb. 28, 2015
Tyler Stone	28	vs. Jacksonville State	Feb. 20, 2014
Jarekious Bradley	28	at Morehead State	Jan. 16, 2014
Jarekious Bradley	28	vs. Illinois-Chicago	Dec. 14, 2013
Tyler Stone	28	at UMKC	Dec. 22, 2012
Leon Powell	28	at Eastern Illinois	Feb. 5, 2011
Marland Smith	28	at Miami (Ohio)	Feb. 20, 2010
Kenard Moore	28	at UT Martin	Jan. 22, 2009
Kenard Moore	28	vs. Austin Peay	Jan. 29, 2008
Reggie Golson	28	at Eastern Kentucky	Feb. 17, 2005
Derek Winans	28	vs. Eastern Kentucky	Feb. 19, 2004
Derek Winans	28	vs. UT Martin	Feb. 5, 2004
Curtis Shelton	28	vs. Troy	Dec. 3, 1993
Curtis Shelton	28	at Morehead State	Feb. 17, 1992
Tyler Stone	27	vs. Eastern Illinois	Mar. 5, 2014
Tyler Stone	27	vs. Tennessee State	Jan. 11, 2014
Jarekious Bradley	27	vs. Belmont	Jan. 9, 2014
Jarekious Bradley	27	vs. IUPUI	Dec. 23, 2013
Corey Wilford	27	vs. Eastern Kentucky	Feb. 2, 2013
Marland Smith	27	at SIU Edwardsville	Feb. 7, 2011
Marland Smith	27	vs. Tennessee Tech	Jan. 29, 2011

Marland Smith	27	at Murray State	Jan. 22, 2011
Kenard Moore	27	at Morehead State	Feb. 14, 2009
Roy Booker	27	at Tennessee State	Jan. 19, 2006
Roy Booker	27	vs. Tennessee State	Dec. 8, 2005
Dainmon Gonner	27	at UT Martin	Feb. 3, 2005
Brett Hale	27	vs. Rockhurst	Nov. 23, 2004
Brett Hale	27	at Eastern Kentucky	Jan. 9, 2003
Michael Stokes	27	vs. Tennessee State	Feb. 3, 2001
Bud Eley	27	at Murray State	Feb. 1, 1996
Bud Eley	27	at Morehead State	Jan. 8, 1996
Devon Lake	27	vs. Eastern Kentucky	Jan. 25, 1993
Devon Lake	27	at Morehead State	Feb. 13, 1993
Curtis Shelton	27	at Middle Tennessee	Feb. 27, 1993
Devon Lake	27	at Middle Tennessee	Feb. 27, 1993
Devon Lake	27	at UW-Milwaukee	Feb. 26, 1992
Jarekious Bradley	26	at Missouri State	Dec. 29, 2013
Jarekious Bradley	26	at Ball State	Nov. 18, 2013
Corey Wilford	26	at Austin Peay	Feb. 28, 2013
Leon Powell	26	at Florida Gulf Coast	Nov. 16, 2010
Jaycen Herring	26	at Eastern Kentucky	Feb. 12, 2009
Roy Booker	26	vs. Murray State	Jan. 28, 2006
Roy Booker	26	at Eastern Illinois	Jan. 5, 2006
Roy Booker	26	at Illinois	Dec. 28, 2005
Michael Stokes	26	at Morehead State	Jan. 27, 2001
Roderick Johnson	26	at Eastern Illinois	Feb. 19, 2000
Bud Eley	26	vs. Central Methodist	Nov. 21, 1997
Jermall Mogan	26	at Eastern Kentucky	Feb. 6, 1995
Jermall Morgan	26	at UW-Milwaukee	Dec. 10, 1994
Curtis Shelton	26	at Southern Illinois	Dec. 16, 1993
Curtis Shelton	26	vs. Oakland City	Jan. 5, 1993
Antonius Cleveland	25	vs. Ole Miss	Dec. 12, 2015
Nino Johnson	25	vs. Murray State	Feb. 14, 2015
Tyler Stone	25	vs. Lyon College	Nov. 12, 2012
Kenard Moore	25	vs. Murray State	Feb. 17, 2009
Jaycen Herring	25	at Morehead State	Feb. 14, 2009
Jaycen Herring	25	vs. Eastern Kentucky	Jan. 17, 2009
Calvin Williams	25	vs. Western Illinois	Dec. 21, 2008
Brandon Foust	25	at Eastern Illinois	Jan. 5, 2008
Roy Booker	25	vs. IPFW	Nov. 21, 2005
Terrick Willoughby	25	vs. Jacksonville State	Jan. 27, 2005
Reggie Golson	25	vs. Morehead State	Feb. 21, 2004
Tim Scheer	25	vs. Eastern Kentucky	Feb. 8, 2003
Damarcus Hence	25	at UMKC	Dec. 14, 2002
Derek Winans	25	vs. Wisconsin-Milwaukee	Nov. 28, 2002
Derek Winans	25	vs. Tennessee State	Jan. 7, 2002
Amory Sanders	25	vs. Robert Morris	Nov. 25, 2000
Roderick Johnson	25	at Eastern Kentucky	Feb. 26, 2000
Jermall Morgan	25	at Middle Tennessee	Jan. 16, 1995
Devon Lake	25	at Central Michigan	Dec. 12, 1992
Curtis Shelton	25	at Austin Peay	Feb. 1, 1992
Curtis Shelton	25	at Arkansas-Little Rock	Dec. 30, 1991

15+ Rebound Games NCAA Division I Era (Since 1991-92)

Player	Rebounds	Opponent	Date
Bud Eley	21	at Missouri State	Dec. 22, 1998
Bud Eley	20	at Murray State	Jan. 23, 1997
Leon Powell	19	at Central Arkansas	Dec. 5, 2011
Michael Rembert	19	at Eastern Kentucky	Feb. 9, 2008
Bud Eley	19	vs. McKendree	Dec. 5, 1996
Leon Powell	18	vs. Austin Peay	Jan. 26, 2012
Jermall Morgan	18	at Murray State	Feb. 2, 1994
Tyler Stone	17	vs. Mid-Continent	Nov. 22, 2013

Southeast Missouri State

REDHAWKS

RECORDS

Tyler Stone	17	vs. Southeastern Louisiana	Dec. 3, 2011
LaMont Russell	17	at Kansas State	Nov. 16, 2008
Roderick Johnson	17	vs. Middle Tennessee	Mar. 4, 2000
Roderick Johnson	17	at Middle Tennessee	Jan. 10, 2000
Bud Eley	17	at Oklahoma	Dec. 7, 1996
Bud Eley	17	vs. Troy	Dec. 1, 1995
Tyler Stone	16	at UT Martin	Feb. 12, 2014
Tyler Stone	16	at Tennessee Tech	Jan. 18, 2014
Nino Johnson	16	vs. Central Arkansas	Dec. 8, 2012
Nino Johnson	16	at Southeastern Louisiana	Dec. 1, 2012
LaMont Russell	16	at Northern Illinois	Nov. 22, 2009
Bud Eley	16	at Eastern Kentucky	Feb. 16, 1999
Bud Eley	16	vs. UT Martin	Jan. 9, 1997
Bud Eley	16	at Austin Peay	Jan. 4, 1997
Bud Eley	16	at Southern Illinois	Dec. 14, 1995
Luther Bonds	16	vs. Alcorn State	Dec. 4, 1992
Trey Kellum	15	vs. UT Martin	Jan. 24, 2016
Tyler Stone	15	vs. IUPUI	Dec. 23, 2013
Tyler Stone	15	vs. Tennessee Tech	Jan. 19, 2013
Leon Powell	15	at Jacksonville State	Dec. 19, 2010
Nate Schulte	15	vs. Hannibal-LaGrange	Dec. 11, 2010
Brandon Griffin	15	at Eastern Kentucky	Jan. 9, 2003
Roderick Johnson	15	vs. Robert Morris	Dec. 11, 1999
Bud Eley	15	at Middle Tennessee	Feb. 25, 1997
Bud Eley	15	vs. Morehead State	Feb. 3, 1996

Southeast Missouri's 100-Point Games (Since 1960-61)

12-28-60	Arkansas State	100-78	W	1989-90
1962-63	Missouri S&T	102-88	W	1989-90
1962-63	McKendree	104-70	W	1990-91
1963-64	Concordia Seminary	104-71	W	1990-91
1963-64	UT Martin	110-80	W	1990-91
1963-64	Missouri S&T	105-62	W	1990-91
1963-64	Northwest Missouri	102-71	W	1990-91
1963-64	Delta State	107-72	W	1990-91
1963-64	Ft. Leonard Wood	135-80	W	1992-93
1964-65	Harris Teachers College	122-76	W	1992-93
1965-66	McKendree	114-81	W	1993-94
1965-66	New Mexico Highlands	111-96	W	1993-94
1965-66	Harris Teachers College	114-91	W	1995-96
1965-66	Eastern Illinois	115-78	W	02-19-02
1965-66	UT Martin	113-86	W	01-13-05
1966-67	McKendree	135-76	W	12-06-07
1968-69	Arkansas State	102-111	L	01-29-08
1968-69	Concordia Seminary	101-70	W	12-12-09
1968-69	Illinois State	114-102	W	12-11-10
1969-70	Missouri S&T	101-82	W	02-28-13
1970-71	Illinois State	111-115	L	11-11-13
1970-71	Western Illinois	103-90	W	11-22-13
1970-71	Lincoln University	113-92	W	11-30-13
1970-71	Union University	109-83	W	01-11-14
1971-72	Northwest Missouri	105-87	W	03-01-14
1971-72	Union University	108-93	W	
1971-72	Central Missouri	109-88	W	
1972-73	Central Missouri	106-78	W	
1975-76	Northwest Missouri	101-104	L	
1976-77	New Haven	100-79	W	
1977-78	Northwest Missouri	109-82	W	
1977-78	Northwest Missouri	110-81	W	
1977-78	Kentuck Wesleyan	119-101	W	
1978-79	McKendree	114-80	W	
1978-79	Central Missouri	109-102	W	
1978-79	Illinois College	106-70	W	

1979-80	Missouri S&T	100-93	W
1983-84	Harris-Stowe	110-56	W
1984-85	Maryville	104-59	W
1984-85	SIU Edwardsville	101-64	W
1984-85	Lindenwood	113-59	W
1984-85	Harris-Stowe	126-58	W
1984-85	Missouri-St. Louis	100-86	W
1985-86	Harris-Stowe	127-49	W
1985-86	Harris-Stowe	113-57	W
1985-86	Missouri Baptist	101-55	W
1985-86	Truman State	104-85	W
1986-87	St. Louis-Parks	127-38	W
1987-88	Christian Brothers	105-73	W
1987-88	Quincy	104-91	W
1987-88	Truman State	102-74	W
1987-88	Northwest Missouri	109-77	W
1987-88	Angelo State	111-75	W
1988-89	Central Methodist	112-66	W
1988-89	Concordia (Wis.)	121-79	W
1988-89	Missouri Baptist	118-84	W
1988-89	Union University	101-80	W
1988-89	Illinois College	105-77	W
1989-90	William Penn	111-67	W
1989-90	Union University	126-83	W
1989-90	Savannah State	104-51	W
1989-90	Union University	108-102	W
1989-90	Missouri Southern	111-75	W
1989-90	Truman State	106-93	W
1989-90	Quincy	103-65	W
1990-91	Missouri Baptist	120-99	W
1990-91	SIU Edwardsville	111-85	W
1990-91	Troy	117-111	W
1990-91	UT Martin	101-73	W
1990-91	Oral Roberts	109-107	W
1990-91	Oakland City	121-67	W
1990-91	Oakland City	108-69	W
1992-93	Morehead State	107-96	W
1993-94	Troy	119-113	W
1993-94	Prairie View A&M	100-63	W
1995-96	Troy	109-91	W
02-19-02	Eastern Illinois	102-87	W
01-13-05	Tennessee State	101-105 ^{20T}	L
12-06-07	Tennessee State	102-95	W
01-29-08	Austin Peay	121-116 ^{30T}	W
12-12-09	Williams Baptist College	116-60	W
12-11-10	Hannibal-LaGrange	101-52	W
02-28-13	Austin Peay	108-81	W
11-11-13	Central Baptist	118-56	W
11-22-13	Mid-Continent	109-64	W
11-30-13	Tulane	102-72	W
01-11-14	Tennessee State	102-94	W
03-01-14	Murray State	118-115 ^{20T}	W

Southeast Missouri State REDHAWKS

OVC TOURNAMENT HISTORY

Southeast Missouri's OVC Tournament Breakdown	
Appearances (Years)	14 (1997, 1998, 1999, 2000, 2001, 2002, 2003, 2005, . 2007, 2011, 2012, 2013, 2014, 2015)
Record.....	10-13
Record at Municipal Auditorium	4-5
Titles.....	1 (2000)
First Appearance.....	1997
Last Appearance	2015
Last OVC Tournament Result	Lost to #5 Morehead State, 79-74 on Mar. 4, 2015
Championship Game Appearances.....	2 (1999, 2000)

Southeast Missouri's OVC Tournament Record As:	
#2 Seed.....	5-1
#5 Seed.....	1-3
#6 Seed.....	3-5
#7 Seed.....	1-2
#8 Seed.....	0-2

Southeast Missouri's OVC Tournament Record Versus:	
#1 Seed.....	1-2
#2 Seed.....	0-2
#3 Seed.....	2-5
#4 Seed.....	0-3
#5 Seed.....	0-1
#6 Seed.....	3-0
#7 Seed.....	3-0
#8 Seed.....	1-0

Results of OVC Tournaments which Southeast Missouri Participated	
1997 - Nashville, Tennessee Gaylord Entertainment Center	
<u>First Round (at campus sites)</u> #1 Austin Peay 106, #8 Morehead State 83 #2 Murray State 76, #7 Tennessee State 63 #3 Middle Tennessee 89, #6 Southeast Missouri 74 #4 Tennessee Tech 83, #5 Eastern Illinois 81	
<u>Semifinals</u> Austin Peay 70, Tennessee Tech 60 Murray State 74, Middle Tennessee 48	
<u>Championship</u> Murray State 88, Austin Peay 85 ^{OT}	
1998 - Nashville, Tennessee Gaylord Entertainment Center	
<u>First Round (at campus sites)</u> #1 Murray State 84, #8 Tennessee Tech 63 #7 Tennessee State 84, #2 Eastern Illinois 79 #3 Middle Tennessee 61, #6 Eastern Kentucky 49 #4 Austin Peay 76, #5 Southeast Missouri 46	

<u>Semifinals</u> Murray State 81, Austin Peay 56 Tennessee State 74, Middle Tennessee 70	
<u>Championship</u> Murray State 92, Tennessee State 69	
1999 - Nashville, Tennessee Gaylord Entertainment Center	
<u>First Round (at campus sites)</u> #1 Murray State 96, #8 Tennessee Tech 61 #2 Southeast Missouri 78, #7 Eastern Illinois 57 #3 Middle Tennessee 75, #6 Tennessee State 68 #5 Morehead State 82, #4 Austin Peay 77	
<u>Semifinals</u> Murray State 92, Morehead State 69 Southeast Missouri 82, Middle Tennessee 74	
<u>Championship</u> Murray State 62, Southeast Missouri 61	

2000 - Nashville, Tennessee Gaylord Entertainment Center	
<u>First Round (at campus sites)</u> #1 Murray State 83, #8 Tennessee State 58 #2 Southeast Missouri 76, #7 UT Martin 74 #6 Middle Tennessee 87, #3 Tennessee Tech 70 #4 Eastern Illinois 107, #5 Austin Peay 100 ^{2OT}	
<u>Semifinals</u> Murray State 89, Eastern Illinois 70 Southeast Missouri 78, Middle Tennessee 60	
<u>Championship</u> Southeast Missouri 67, Murray State 56	

2001 - Nashville, Tennessee Gaylord Entertainment Center	
<u>First Round (at campus sites)</u> #1 Tennessee Tech 69, #8 UT Martin 58 #2 Eastern Illinois 102, #7 Morehead State 80 #3 Murray State 114, #6 Tennessee State 100 #4 Austin Peay 72, #5 Southeast Missouri 70 ^{OT}	
<u>Semifinals</u> Austin Peay 83, Tennessee Tech 63 Eastern Illinois 97, Murray State 71	
<u>Championship</u> Eastern Illinois 84, Austin Peay 83	

2002 - Louisville, Kentucky Kentucky International Convention Center	
<u>First Round (at campus sites)</u> #1 Tennessee Tech 73, #8 Southeast Missouri 56 #2 Morehead State 91, #7 Tennessee State 82 #3 Murray State 103, #6 Eastern Illinois 56 #4 Austin Peay 72, #5 UT Martin 69	
<u>Semifinals</u> Tennessee Tech 86, Austin Peay 77 Murray State 89, Morehead State 75	
<u>Championship</u> Murray State 70, Tennessee Tech 69	

2003 - Nashville, Tennessee Gaylord Entertainment Center	
<u>First Round (at campus sites)</u> #1 Austin Peay 83, #8 Eastern Kentucky 80 #2 Morehead State 91, #7 Southeast Missouri 84 #3 Tennessee Tech 76, #6 UT Martin 62 #4 Murray State 74, #5 Eastern Illinois 63	
<u>Semifinals</u> Austin Peay 59, Murray State 58 ^{OT} Tennessee Tech 88, Morehead State 71	
<u>Championship</u> Austin Peay 63, Tennessee Tech 57	

2005 - Nashville, Tennessee Gaylord Entertainment Center	
<u>First Round (at campus sites)</u> #1 Tennessee Tech 72, #8 Eastern Illinois 68 #2 Eastern Kentucky 74, #7 Tennessee State 68 #6 Southeast Missouri 61, #3 Murray State 58 #5 Austin Peay 71, #4 Samford 60	
<u>Semifinals</u> Austin Peay 67, Tennessee Tech 61 Eastern Kentucky 69, Southeast Missouri 52	
<u>Championship</u> Eastern Kentucky 52, Austin Peay 46	

2007 - Nashville, Tennessee Gaylord Entertainment Center	
<u>First Round (at campus sites)</u> #1 Austin Peay 89, #8 Tennessee State 84 ^{OT} #2 Eastern Kentucky 63, #7 Morehead State 45 #3 Tennessee Tech 88, #6 Southeast Missouri 60 #5 Samford 70, #4 Murray State 60	
<u>Semifinals</u> Austin Peay 65, Samford 55 Eastern Kentucky 57, Tennessee Tech 54	
<u>Championship</u> Eastern Kentucky 63, Austin Peay 62	

2011 - Nashville, Tennessee Municipal Auditorium	
<u>First Round</u> #8 UT Martin 68, #5 Tennessee State 64 #7 Southeast Missouri 65, #6 Eastern Kentucky 49	
<u>Quarterfinals</u> #4 Tennessee Tech 83, UT Martin 59 #3 Austin Peay 76, Southeast Missouri 60	
<u>Semifinals</u> Tennessee Tech 64, #1 Murray State 59 #2 Morehead State 68, Austin Peay 49	
<u>Championship</u> Morehead State 80, Tennessee Tech 73	

2012 - Nashville, Tennessee Municipal Auditorium	
<u>First Round</u> #5 Southeast Missouri 75, #8 Eastern Kentucky 65 #7 Jacksonville State 75, #6 Austin Peay 70	

OVC TOURNAMENT HISTORY

<u>Quarterfinals</u> #4 Tennessee Tech 77, #5 Southeast Missouri 73 #3 Morehead State 68, #6 Jacksonville State 54	
<u>Semifinals</u> #1 Murray State 78, #4 Tennessee Tech 58 #2 Tennessee State 59, #3 Morehead State 52	
<u>Championship</u> #1 Murray State 54, #2 Tennessee St. 52	

2013 - Nashville, Tennessee Municipal Auditorium	
<u>First Round</u> #5 Morehead State 73, #8 UT Martin 66 #6 Southeast Missouri 78, #7 Eastern Illinois 68	
<u>Quarterfinals</u> #4 Tennessee State 88, #5 Morehead State 75 #3 Eastern Kentucky 84, #6 Southeast Missouri 69	
<u>Semifinals</u> #1 Belmont 82, #4 Tennessee State 73 #2 Murray State 81, #3 Eastern Kentucky 73	
<u>Championship</u> #1 Belmont 70, #2 Murray State 68	

2014 - Nashville, Tennessee Municipal Auditorium	
<u>First Round</u> #5 Tennessee Tech 74, #8 SIU Edwardsville 67 #6 Southeast Missouri 79, #7 Eastern Illinois 61	
<u>Quarterfinals</u> #4 Morehead State 76, #5 Tennessee Tech 61 #3 Eastern Kentucky 84, #6 Southeast Missouri 76	
<u>Semifinals</u> #1 Belmont 86, #4 Morehead State 63 #3 Eastern Kentucky 86, #2 Murray State 83	
<u>Championship</u> #3 Eastern Kentucky 79, #1 Belmont 73	

2015 - Nashville, Tennessee Municipal Auditorium	
<u>First Round</u> #5 Morehead State 79, #8 Southeast Missouri 74 #6 Eastern Illinois 78, #7 SIU Edwardsville 66	
<u>Quarterfinals</u> #5 Morehead State 76, #4 UT Martin 65 #3 Belmont 97, #6 Eastern Illinois 64	
<u>Semifinals</u> #1 Murray State 80, #5 Morehead State 77 #3 Bemont 53, #2 Eastern Kentucky 52	
<u>Championship</u> #3 Belmont 88, #1 Murray State 87	

Southeast Missouri's NCAA Tournament Breakdown	
Appearances (Year).....	1 (2000)
Record.....	0-1
Result	Lost to LSU, 64-61, in First Round at Salt Lake City, Utah

Southeast Missouri State REDHAWKS

Year-by-Year OVC Tournament Winners	
1948-49	Western Kentucky
1949-50	Eastern Kentucky
1950-51	Murray State
1951-52	Western Kentucky
1952-53	Western Kentucky
1953-54	Western Kentucky
1954-55	Eastern Kentucky
1963-64	Murray State
1964-65	Western Kentucky
1965-66	Western Kentucky
1966-67	Tennessee Tech
1974-75	Middle Tennessee
1975-76	Western Kentucky
1976-77	Middle Tennessee
1977-78	Western Kentucky
1978-79	Eastern Kentucky
1979-80	Western Kentucky
1981-82	Middle Tennessee
1982-83	Morehead State
1983-84	Morehead State
1984-85	Middle Tennessee
1985-86	Akron
1986-87	Austin Peay
1987-88	Murray State
1988-89	Middle Tennessee
1989-90	Murray State
1990-91	Murray State
1991-92	Murray State
1992-93	Tennessee State
1993-94	Tennessee State
1994-95	Murray State
1995-96	Austin Peay
1996-97	Murray State
1997-98	Murray State
1998-99	Murray State
1999-00	Southeast Missouri
2000-01	Eastern Illinois
2001-02	Murray State
2002-03	Austin Peay
2003-04	Murray State
2004-05	Eastern Kentucky
2005-06	Murray State
2006-07	Eastern Kentucky
2007-08	Austin Peay
2008-09	Morehead State
2009-10	Murray State
2010-11	Morehead State
2011-12	Murray State
2012-13	Belmont
2013-14	Eastern Kentucky
2014-15	Belmont
2015-16	Austin Peay

Team Records in OVC Tournament	
Akron (1978-87)	4-2
Austin Peay (1962-present).....	42-33
Belmont (2012-present)	6-2
East Tennessee State (1957-78)	3-6
Eastern Illinois (1996-present)	6-13
Eastern Kentucky (1948-present).....	38-34
Evansville (1948-52)	1-4
Jacksonville State (2003-present).....	2-4
Louisville (1948-50).....	2-1
Marshall (1949-52)	2-4
Middle Tennessee State (1952-00)	23-24
Morehead State (1948-present)	32-42
Murray State (1948-present)	65-36
Samford (2003-08).....	3-5
Southeast Missouri (1991-present).....	10-13
SIU Edwardsville (2012-present).....	0-2
Tennessee State (1986-present)	12-24
Tennessee Tech (1949-present)	24-42
UT Martin (1992-present)	3-10
Western Kentucky (1948-82)	34-7
Youngstown State (1980-88).....	3-5

Current OVC Members in Bold	
All-Time Tournament Championship Breakdown	
Murray State	15
Western Kentucky	10
Eastern Kentucky.....	6
Middle Tennessee.....	5
Austin Peay.....	5
Morehead State.....	4
Belmont.....	2
Tennessee State	2
Akron	1
Eastern Illinois.....	1
Southeast Missouri.....	1
Tennessee Tech	1

Southeast Missouri's OVC All-Tournament Selections	
Mike Branson, F.....	1999
Bud Eley, C	1999
Mike Branson, F.....	2000
Roderick Johnson, F.....	2000

Southeast Missouri's OVC Tournament Records vs.	
*Austin Peay (last played in 2011)	0-3
*Eastern Illinois (last played in 2014)	3-0
*Eastern Kentucky (last played in 2014).....	2-3
Middle Tennessee (last played in 2000).....	2-1
*Morehead State (last played in 2003).....	0-2
*Murray State (last played in 2005).....	2-1
*Tennessee Tech (last played in 2012)	0-3
*UT Martin (last played in 2000)	1-0

* - Active OVC Members

Southeast Missouri State

REDHAWKS

YEARLY RESULTS (SINCE 1962)

1961-62				1963-64			
Overall Record: 18-7				Overall Record: 18-5			
Head Coach: Charles Parsley				Head Coach: Charles Parsley			
Opponent		SE	OPP	Opponent		SE	OPP
Arkansas State Teachers	W	83	74	Union University	W	95	90
Arkansas State	L	65	66	Arkansas State	W	80	75
MacMurray (Ill.)	W	91	66	Concordia (St. Louis)	W	104	71
Kentucky Wesleyan	W	71	69	UT Martin	W	110	80
Concordia (St. Louis)	W	74	58	McKendree	W	84	66
Peru State (Neb.)	L	61	65	Missouri S&T	W	74	63
Ottawa (Kan.)	W	88	66	Southern Illinois	L	62	70
Missouri S&T	W	93	71	Truman State	L	66	84
Arkansas Tech	L	83	84	Truman State	W	80	77
Central Missouri	L	69	76	UT Martin	W	63	56
Arkansas State	W	83	58	Central Missouri	W	68	66
Northwest Missouri	W	65	62	Arkansas State	L	53	75
Truman State	W	72	59	Missouri S&T	W	105	62
Northwest Missouri	W	86	56	Missouri State	L	76	83
Kentucky Wesleyan	L	83	93	Central Missouri	W	82	81
Missouri State	W	91	67	Northwest Missouri	W	102	71
Central Missouri	W	76	69	Delta State	W	107	72
Missouri State	L	56	64	Ft. Leonard Wood	W	135	80
Missouri S&T	W	93	68	Missouri State	W	77	70
Truman State	W	77	74	Truman State	W	88	86
Central Missouri	W	74	66	Northwest Missouri	W	94	77
Missouri S&T	W	95	91 ^{OT}	Missouri S&T	W	93	73
Abilene Christian	W	57	55	Delta State	L	90	92
Arkansas State	W	76	64				
Nebraska Wesleyan	L	61	71 ^{OT}				
* MIAA Champions				* MIAA Champions			
* NCAA Southwest Regional Participant							
1962-63				1964-65			
Overall Record: 21-4				Overall Record: 15-8			
Head Coach: Charles Parsley				Head Coach: Charles Parsley			
Opponent		SE	OPP	Opponent		SE	OPP
Union University	W	97	73	UT Martin	W	71	55
Arkansas State	W	90	81	Union University	W	99	63
Concordia (St. Louis)	W	91	74	Concordia (St. Louis)	L	76	81
UT Martin	W	93	77	Union University	W	91	76
Panhandle A&M	W	95	68	Harris Teachers	W	93	83
Missouri S&T	W	95	79	Arkansas State	W	72	58
Missouri State	W	71	64	UT Martin	W	76	66
Northwest Missouri	W	92	70	Lincoln University	L	81	90
Central Missouri	W	76	75	Missouri S&T	W	82	79
Concordia (St. Louis)	W	78	62	Truman State	L	72	73
Missouri S&T	W	102	88	Northwest Missouri*	W	96	64
Southern Illinois	W	72	68	Truman State*	W	80	67
Truman State	W	76	70	McKendree	W	85	65
Northwest Missouri	W	66	55	Northwest Missouri*	W	90	57
Truman State	W	55	52	Missouri State*	L	57	62
Arkansas State	L	65	79	Missouri State*	L	64	68
Missouri State	W	74	70	Missouri S&T*	W	97	62
Northwest Missouri	W	72	58	Arkansas State	L	69	97
Southern Illinois	W	67	60	Truman State*	W	83	79
Missouri State	W	74	73	Central Missouri*	L	70	80
Central Missouri	L	70	90	Harris Teachers	W	122	76
Missouri S&T	W	85	80	Missouri S&T*	L	78	81
McKendree	W	104	70				
Southern Illinois	L	79	86				
Arkansas State	L	75	77				
* MIAA Champions				* Conference Game			

1965-66				1966-67			
Overall Record: 13-9				Overall Record: 15-6			
Head Coach: Charles Parsley				Head Coach: Charles Parsley			
Opponent		SE	OPP	Opponent		SE	OPP
McKendree	W	114	81	Eastern Illinois	W	86	74
Concordia (St. Louis)	W	72	68	Concordia (St. Louis)	W	76	71
Arkansas State	L	72	73	Harris Teachers	L	82	84
Missouri State	L	65	72	Central Missouri*	W	79	73
Central Missouri	W	81	75	Missouri State*	L	69	78
New Mexico Highlands	W	111	96	Sam Houston State	W	72	68
Ohio Northern	W	92	79	UT Martin	W	75	71
UT Martin	L	84	92	Truman State*	W	90	76
Western Illinois	L	81	84	Northwest Missouri*	W	81	76
Northwest Missouri	W	96	70	Eastern Illinois	W	73	72
Truman State	W	62	54	McKendree	W	135	76
Harris Teachers	W	114	91	Western Illinois	W	93	78
Eastern Illinois	W	115	78	UT Martin	L	77	87
Arkansas State	L	81	96	Truman State*	W	82	78
Northwest Missouri	W	88	75	Northwest Missouri*	L	77	78
Truman State	W	84	78	Missouri S&T*	W	74	69
Missouri S&T	L	83	88	Missouri S&T*	W	78	73
Missouri S&T	W	92	81	Arkansas State	L	85	99
Eastern Illinois	L	80	81	Central Missouri*	W	75	65
Missouri State	L	77	91	Missouri State*	L	69	85
Central Missouri	L	61	68	Arkansas State	W	74	68
UT Martin	W	113	86				
* Conference Game				* Conference Game			

1969-70			
Overall Record: 9-12			
Head Coach: Charles Parsley			
Opponent		SE	OPP
Peru State (Neb.)	W	81	70
McKendree	L	83	95
Illinois State	L	76	84
Missouri-St. Louis*	W	88	86
Missouri State*	L	63	87
Central Missouri*	L	66	88
North Park College	L	88	91
Missouri S&T*	W	71	62
Arkansas State	W	79	57
Kentucky Wesleyan	L	81	91
Concordia (St. Louis)	L	72	76
Arkansas State	L	66	76
Missouri State*	L	73	84
Central Missouri*	W	93	88
Northwest Missouri*	L	82	99
Truman State*	W	84	75
Washington-St. Louis	L	62	80
Northwest Missouri*	L	69	84
Truman State*	W	82	81
Eastern Illinois	W	87	80
Missouri S&T*	W	101	82
* Conference Game			

Southeast Missouri State

REDHAWKS

YEARLY RESULTS (SINCE 1962)

1968-69				1970-71			
Overall Record: 7-15				Overall Record: 13-10			
Head Coach: Charles Parsley				Head Coach: Bob Cradic			
Opponent		SE	OPP	Date	Opponent	SE	OPP
Missouri-St. Louis	L	68	73	D1	Union University (forfeit)	W	2 0
McKendree	L	71	75	D3	Missouri-St. Louis	W	90 87
Austin Peay	L	85	92	D5	Concordia (St. Louis)	L	77 87
Kentucky Wesleyan	L	83	97	D12	Lincoln University*	W	94 87
Missouri S&T*	W	79	78	D14	Missouri S&T	W	78 75
Arkansas State	W	78	77	D19	Illinois State	L	111 115
Eastern Illinois	L	72	76	J5	Arkansas State	L	77 116
Central Missouri*	L	78	92	J9	Truman State*	L	81 89
Missouri State*	L	66	107	J11	Northwest Missouri*	L	65 80
Truman State*	L	62	82	J16	Missouri S&T*	W	87 78
Northwest Missouri*	L	74	76	J25	Western Illinois	W	103 90
Arkansas State	L	102	111	J30	Northwest Missouri*	W	92 85
Austin Peay	W	82	81	F1	Truman State*	L	86 93
Truman State*	L	86	88	F6	Central Missouri*	L	62 91
Northwest Missouri*	L	69	89	F8	Missouri State*	L	81 85
Washington University	L	69	95	F11	Washington-St. Louis	W	98 61
Missouri S&T*	W	90	69	F13	Lincoln University*	W	113 92
Central Missouri*	L	97	98 ^{OT}	F15	Arkansas State	W	97 88
Missouri State*	L	63	77	F17	Kentucky Wesleyan	L	79 88
Concordia (St. Louis)	W	101	70	F20	Central Missouri*	W	75 74
Illinois State	W	114	102	F22	Missouri State*	W	89 76
Quincy	W	95	91	F25	Union University	W	109 83
				M1	Eastern Illinois	L	78 88
* Conference Game				* Conference Game			
1971-72				1973-74			
Overall Record: 15-9				Overall Record: 10-14			
Head Coach: Bob Cradic				Head Coach: Bob Cradic			
Opponent		SE	OPP	Date	Opponent	SE	OPP
Peru State (Neb.)	W	81	70	D1	Concordia (St. Louis)	W	99 71
McKendree	L	83	95	D3	Missouri-St. Louis	W	79 78
Illinois State	L	76	84	D8	Illinois State	L	72 99
Missouri-St. Louis*	W	88	86	D11	Lincoln University*	L	77 88
Missouri State*	L	63	87	D17	UT Martin	W	97 85
Central Missouri*	L	66	88	D18	Austin Peay	W	96 93
North Park College	L	88	91	J6	Christian Brothers College	W	86 70
Missouri S&T*	W	71	62	J10	Truman State*	L	74 77
Arkansas State	W	79	57	J11	Northwest Missouri*	W	105 87
Kentucky Wesleyan	L	81	91	J15	Missouri S&T*	L	86 95
Concordia (St. Louis)	L	72	76	J20	Union University	L	98 116
Arkansas State	L	66	76	J22	Missouri S&T*	W	85 73
Missouri State*	L	73	84	J24	Western Illinois	W	94 93
Central Missouri*	W	93	88	J31	Northwest Missouri*	W	85 80
Northwest Missouri*	L	82	99	F3	Union University	W	108 93
Truman State*	W	84	75	F5	Central Missouri*	W	77 73
Washington-St. Louis	L	62	80	F7	Missouri State*	W	79 78
Northwest Missouri*	L	69	84	F10	Kentucky Wesleyan	L	85 90
Truman State*	W	82	81	F12	Lincoln University*	L	79 87
Eastern Illinois	W	87	80	F14	Truman State*	W	81 78
Missouri S&T*	W	101	82	F19	Central Missouri*	W	109 88
				F21	Missouri State*	L	78 96
				F24	SIU Edwardsville	W	87 82
				F26	UT Martin	L	87 91
* Conference Game				* Conference Game			

1972-73				1977-78			
Overall Record: 11-13				Overall Record: 10-14			
Head Coach: Bob Cradic				Head Coach: Bob Cradic			
Opponent		SE	OPP	Date	Opponent	SE	OPP
Northwestern Oklahoma	W	63	59	N30	West Florida	L	70 78
SIU Edwardsville	L	84	89	D1	Samford	L	66 80
Concordia (St. Louis)	W	82	64	D5	Peru State (Neb.)	W	99 70
Benedictine	W	80	58	D7	Bethel College	W	81 64
Transylvania	W	82	71	D8	Henderson State	L	63 66
UT Martin	W	81	72	J3	Missouri S&T	L	67 76
Missouri State	L	62	66	J4	Truman State	W	74 64
Central Missouri	W	106	78	J5	Central Missouri	W	84 80
Truman State	L	73	75	J8	Arkansas State	L	55 67
Christian Brothers College	L	63	66	J12	Truman State*	W	95 82
Truman State*	W	80	71	J14	Northwest Missouri*	L	73 74
Northwest Missouri*	W	66	65	J18	Central Missouri*	W	94 73
Missouri State*	L	58	75	J19	Missouri State*	L	69 70
Central Missouri*	L	76	87	J21	Arkansas State	L	87 90
Missouri S&T*	L	73	91	J26	Missouri S&T*	W	79 76
Lincoln University*	L	62	65	J28	Lincoln University*	W	72 67
Missouri S&T*	L	61	75	F2	Missouri S&T*	L	79 87
Lincoln University*	L	67	70	F4	Lincoln University*	L	86 87
Northwest Missouri*	L	68	85	F9	Northwest Missouri*	L	65 66
Truman State*	L	80	94	F11	Truman State*	W	83 73
Kentucky Wesleyan	W	94	93	F16	Christian Brothers College	W	84 55
College of Racine	W	83	57	F18	Kentucky Wesleyan	L	87

YEARLY RESULTS (SINCE 1962)

1975-76					1977-78					NCAA Division II South Central Regional (Thibodaux, La.)				
Overall Record: 5-19					Overall Record: 11-15									
Head Coach: Bob Cradic					Head Coach: Carroll Williams					M2	vs. Nicholls State	L	74	89
										M3	vs. Truman State	W	86	82
Date	Opponent		SE	OPP	Date	Opponent		SE	OPP					
N28	Culver-Stockton	W	84	78	D3	at Christian Brothers College	L	61	64					
D3	Oral Roberts	L	56	89	D5	Westminster College	W	89	67					
D9	Arkansas State	L	63	94	D9	Missouri Southern	W	73	71					
D11	Kentucky Wesleyan	L	78	81	D14	McKendree	W	91	65					
D13	Delta State	W	76	75	D17	Culver-Stockton	W	76	72					
J1	Northwest Missouri	L	80	91	D31	at Missouri Baptist	W	81	45	Date	Opponent		SE	OPP
J2	SIU Edwardsville	L	75	77	J5	at Central Missouri	L	70	84	D1	Maryville	W	69	53
J3	Lincoln University	L	60	68	J6	at Northwest Missouri	W	109	82	D4	at Illinois College	W	63	53
J10	Truman State	L	81	88	J7	at Lincoln University	L	77	80	D8	at Delta State	L	78	85
J12	Northwest Missouri	W	86	84	J12	at Missouri S&T	L	72	76	D10	Alabama-Huntsville	L	65	85
J16	Central Missouri	L	72	83	J14	at Lincoln University	L	71	72	D12	Evansville	L	80	89
J17	Missouri State	L	67	80	J18	at Missouri-St. Louis	L	73	88	D28	Hendrix College	L	67	85
J21	Christian Brothers College	W	95	94	J21	Truman State	L	82	92	J2	Missouri S&T	L	63	93
J24	Missouri S&T	L	73	74	J23	Northwest Missouri	W	110	81	J3	Lincoln University	L	65	67
J26	Lincoln University	L	76	89	J28	at Central Missouri	L	81	105	J4	Missouri Southern	L	87	95
J28	Delta State	L	77	94	J30	at Missouri State	L	72	79	J8	McKendree	W	98	90
J31	Missouri S&T	L	69	84	F1	Missouri Baptist	W	96	69	J12	Lincoln University	W	84	74
F2	Lincoln University	L	73	78	F4	Missouri-St. Louis	W	82	59	J15	Missouri-St. Louis	W	80	76
F7	Northwest Missouri	L	101	104	F6	Missouri S&T	W	87	75	J19	Truman State	W	91	70
F9	Truman State	L	84	89	F11	Lincoln University	L	77	78	J21	Northwest Missouri	W	80	76 °
F14	Arkansas State	L	78	93	F13	Kentucky Wesleyan	W	119	101	J26	at Central Missouri	L	80	95
F16	Christian Brothers College	W	92	72	F15	at McKendree	L	77	83	J28	at Missouri State	L	65	77
F20	Central Missouri	L	65	91	F18	at Northwest Missouri	L	68	83	J30	at UT Martin	L	74	85
F21	Missouri State	L	49	80	F20	at Truman State	L	92	111	F2	at Missouri-St. Louis	W	70	67
					F25	Missouri State	L	82	84	F4	Missouri S&T	W	88	75
					F27	Central Missouri	L	91	96	F9	Lincoln University	W	81	72
										F11	Missouri Baptist	W	92	84

YEARLY RESULTS (SINCE 1962)

1980-81					F15	at Lincoln University*			W	61	58	1983-84							
Overall Record: 11-16					F20	Missouri-St. Louis*			W	67	60	Overall Record: 16-12							
Head Coach: Carroll Williams												Conference Record: 7-5							
					<u>MIAA Tournament</u>							Head Coach: Ron Shumate							
Date	Opponent		SE	OPP	F21	vs. Truman State			W	67	64	Date	Opponent		SE	OPP			
D1	Lindenwood College	W	84	66	F22	vs. Central Missouri			L	64	67	N28	at Central Arkansas	W	74	70			
D3	Drury College	L	66	78	NCAA Division II South Central Regional														
D6	Maryville	W	95	63	<u>(Warrensburg, Mo.)</u>							N29	McKendree	W	93	69			
D8	Oakland City	W	99	75	vs. Central Florida							W	60	55	D1	at Arkansas	L	69	98
D10	at Evansville	W	89	84	vs. UT Martin							W	56	53	D3	Missouri Southern	W	84	79
D19	at Alabama-Huntsville	L	87	120	NCAA Division II Quarterfinals														
J3	at Drury College	L	72	74	<u>(Lakeland, Fla.)</u>							D5	Central Arkansas	W	77	63			
J5	UT Martin	W	73	71	vs. Florida Southern							L	73	87	D8	Drury College	W	75	58
J7	Missouri S&T	L	69	71	* Conference Game														
J10	Lincoln University	W	80	77	* MIAA Champions							D28	at Montana State	L	58	83			
J14	at Oakland City	W	78	73								D29	at Montana	L	50	72			
J17	at Truman State	L	81	96	1982-83							J3	at UT Martin	L	64	78			
J19	at Northwest Missouri	L	58	73	Overall Record: 25-6							J6	Harris-Stowe	W	110	56			
J21	at McKendree	L	78	90	Conference Record: 10-2							J7	at Missouri Southern	W	77	60			
J24	Central Missouri	L	85	86	Head Coach: Ron Shumate							J9	at Drury	L	68	70 °			
J26	Missouri State	L	76	84	Date	Opponent		SE	OPP	J11	Missouri-St. Louis*	W	67	62					
J29	Missouri Baptist	W	88	81	N22	Central Arkansas	W	63	50	J14	at Truman State*	L	75	80					
J31	at Missouri-St. Louis	L	59	61	N24	UMKC	W	75	65	J18	Missouri Baptist	W	68	57					
F2	at Missouri S&T	L	56	62	N27	at Arkansas	L	57	74	J21	at Central Missouri*	L	47	49 °					
F7	at Lincoln University	L	76	79	N29	Arkansas College	W	75	63	J25	Missouri S&T*	W	68	65					
F9	Missouri-St. Louis	L	69	72	D2	at McKendree	W	94	86	J28	at Lincoln University*	W	57	45					
F12	Illinois College	W	88	67	D4	at Southern Illinois	W	55	50	F1	at Northwest Missouri*	L	56	61					
F14	Northwest Missouri	W	77	72	D8	at Central Arkansas	L	63	78	F4	Truman State*	W	88	78					
F16	Truman State	L	59	65	D10	UT Martin	W	92	65	F11	Central Missouri*	L	54	56					
F19	at Central Missouri	L	70	103	D18	School of the Ozarks	W	85	43	F13	at Missouri Baptist	W	76	74					
F21	at Missouri State	W	73	68	J4	Oakland City	W	84	61	F15	at Missouri S&T*	L	71	81					
<u>MIAA Tournament</u>					J12	at Missouri-St. Louis*	W	78	65	F18	Lincoln University*	W	67	61					
F24	at Central Missouri	L	66	80	J15	Truman State*	W	84	62	F22	Northwest Missouri*	W	78	62					
1981-82					J20	at Southwest Baptist	L	63	67	F25	at Missouri-St. Louis*	W	77	73					
Overall Record: 21-10					J22	Central Missouri*	W	99	80	<u>MIAA Tournament</u>									
Conference Record: 9-3					J24	at School of the Ozarks	W	76	73	vs. Northwest Missouri									
Head Coach: Ron Shumate					J26	at Missouri S&T*	W	77	75	* Conference Game									
					J29	Lincoln University*	L	72	73	1984-85									
Date	Opponent		SE	OPP	J31	Southwest Baptist	W	92	58	Overall Record: 24-8									
N21	at Central Arkansas	L	46	64	F2	Northwest Missouri*	W	74	52	Conference Record: 9-3									
N24	SIU Edwardsville	W	67	57	F5	at Truman State*	W	80	69	Head Coach: Ron Shumate									
N28	at Southern Illinois	L	67	91	F7	at UMKC	W	70	60	Date	Opponent		SE	OPP					
<u>Coke Classic (St. Louis, Mo.)</u>					F12	at Central Missouri*	L	77	88	N21	Christian Brothers College	L	61	63					
D4	vs. Southwest Baptist	L	54	59	F16	Missouri S&T*	W	95	67	N29	Henderson State	W	70	54					
D5	vs. SIU Edwardsville	W	87	61	F19	at Lincoln University*	W	68	60	D1	UT Martin	W	74	59					
D7	Maryville	W	97	62	F23	at Northwest Missouri*	W	92	58	D3	Quincy	W	58	52 °					
D10	Central Arkansas	W	79	72	F26	Missouri-St. Louis*	W	92	75	D6	at Henderson State	W	70	65					
D14	Missouri Baptist	W	64	53	<u>MIAA Tournament</u>							D8	at Mississippi State	L	56	63			
J6	at Missouri-St. Louis*	L	52	64	vs. Missouri-St. Louis							W	84	72	D10	Maryville	W	104	59
J9	at Northwest Missouri*	L	58	83	vs. Central Missouri							W	83	59	D14	SIU Edwardsville	W	101	64
J11	at Truman State*	L	72	78	NCAA Division II South Central Regional							D22	at Purdue	L	54	70			
J13	at UT Martin	L	43	77	vs. UT Martin							W	83	71	J5	at SIU Edwardsville	W	63	58
J16	Missouri State	W	58	54	vs. Central Missouri							W	74	69	J7	Missouri Baptist	W	83	49
J18	Central Missouri*	W	56	54	NCAA Division II Quarterfinals							J9	Missouri S&T*	W	72	60			
J20	Oakland City	W	68	61	vs. Cal State-Bakersfield							L	70	75	J12	at Northwest Missouri*	L	67	73
J23	Missouri S&T*	W	80	68	* Conference Game							J14	Lindenwood	W	113	59			
J25	Lincoln University*	W	66	65	* MIAA Champions							J16	at Quincy	L	77	91			
J27	McKendree	W	91	87								J19	Central Missouri*	L	67	68			
J30	Northwest Missouri*	W	78	62								J23	Missouri-St. Louis*	W	95	73			
F1	Truman State*	W	78	70								J26	Truman State*	W	86	67			
F4	at SIU Edwardsville	W	81	62								J30	at Lincoln University*	W	65	62			
F8	at Central Missouri*	W	52	51								F2	at Missouri S&T*	W	80	57			
F10	at Missouri State	L	65	79								F4	Harris-Stowe	W	126	58			
F13	at Missouri S&T*	W	93	74															

Southeast Missouri State
REDHAWKS

YEARLY RESULTS (SINCE 1962)

F7	at Missouri Baptist	W	74	41
F9	Northwest Missouri*	W	73	53
F13	at Missouri-St. Louis*	W	100	86
F16	at Central Missouri*	W	46	40
F20	Lincoln University*	W	87	58
F23	at Truman State*	L	44	47

MIAA Tournament

vs. Truman State	W	92	65
vs. Central Missouri	W	90	84

NCAA Division II South Central Regional
(Warrensburg, Mo.)

vs. Alabama A&M	W	85	74
vs. Delta State	W	67	59

NCAA Division II Quarterfinals
(Cape Girardeau, Mo.)

vs. Jacksonville State	L	79	80
------------------------	---	----	----

* Conference Game

* MIAA Champions

1985-86

Overall Record: 27-7
Conference Record: 10-2
Head Coach: Ron Shumate

Date	Opponent	SE	OPP
N23	at Illinois State	L	73 79
N25	at Henderson State	L	72 74
N29	Rust College	W	64 41
D2	Harris-Stowe	W	127 49
D9	at UT Martin	L	67 84
D10	Christian Brothers College	W	74 67
D11	at Quincy	L	66 76
D14	Henderson State	W	96 50
D21	at Rust College	W	63 60

River City Classic (Cape Girardeau, Mo.)

J3	vs. UMKC	W	70 60
J4	vs. Central Arkansas	W	59 46
J8	at Missouri S&T*	L	67 80
J11	Northwest Missouri*	W	67 66
J13	Quincy	W	66 63
J18	at Central Missouri*	L	73 78
J22	at Missouri-St. Louis*	W	96 65
J25	at Truman State*	W	73 60
J27	at Harris-Stowe	W	113 57
J29	Lincoln University*	W	77 58
F1	Missouri S&T*	W	65 56
F6	at Missouri Baptist	W	101 55
F8	at Northwest Missouri*	W	84 80
F10	SIU Edwardsville	W	90 79
F12	Missouri-St. Louis*	W	99 85
F15	Central Missouri*	W	92 75
F19	at Lincoln University*	W	77 73
F22	Truman State*	W	104 85

MIAA Tournament

vs. Truman State	W	99	85
vs. Central Missouri	W	84	63

NCAA Division II South Central Regional
(Cape Girardeau, Mo.)

vs. Abilene Christian	W	94	72
vs. Delta State	W	75	74

NCAA Division II National Finals
(Springfield, Mass.)

vs. Cal State-Hayward	W	85	69
vs. Cheyney State	W	90	81
vs. Sacred Heart	L	87	93

* Conference Game

* MIAA Champions

1986-87

Overall Record: 20-11
Conference Record: 8-6
Head Coach: Ron Shumate

Date	Opponent	SE	OPP
N22	at SIU Edwardsville	L	62 72
N24	St. Louis Parks University	W	127 38
N29	Christian Brothers College	W	75 65
D3	at Delta State	L	73 76
D6	at UT Martin	L	64 66
D8	Sewanee	W	96 71
D10	Philander Smith College	W	91 60
D20	Delta State	W	74 70

River City Classic (Cape Girardeau, Mo.)

J2	vs. Harding	W	75 67
J3	vs. Central Arkansas	W	77 76 ^{OT}
J7	Missouri S&T*	W	75 66
J10	at Northwest Missouri*	L	69 79
J12	at Quincy	L	75 78 ^{OT}
J14	Southwest Baptist*	L	75 83
J17	Central Missouri*	W	68 66
J21	Missouri-St. Louis*	W	83 64
J24	Truman State*	W	90 59
J26	Quincy	W	77 46
J28	at Lincoln University*	L	65 68
J31	at Missouri S&T*	W	88 79
F3	at Southwest Baptist*	L	55 71
F5	Missouri Baptist	W	95 70
F7	Northwest Missouri*	W	84 57
F11	at Missouri-St. Louis*	L	81 82 ^{OT}
F14	at Central Missouri*	L	82 83
F18	Lincoln University*	W	76 68
F21	at Truman State*	W	89 72

MIAA Tournament

vs. Northwest Missouri	W	79	78
vs. Lincoln University	W	77	74

NCAA Division II South Central Regional
(Amarillo, Texas)

vs. West Texas State	W	72	71
vs. Delta State	L	84	90 ^{OT}

* Conference Game

1987-88

Overall Record: 28-4
Conference Record: 13-1
Head Coach: Ron Shumate

Date	Opponent	SE	OPP
N21	Southern Arkansas	W	84 66
N27	vs. North Alabama	W	75 63
N28	vs. West Georgia	W	76 62
D2	Delta State	L	60 68
D5	UT Martin	W	89 77

D7	Christian Brothers College	W	105 73
D9	at Quincy	W	79 56
D12	at Missouri Western	W	85 65
D19	at Delta State	W	81 79
J4	Quincy	W	104 91
J5	Missouri Western	W	84 71
J9	Central Methodist	W	94 73
J13	at Missouri S&T*	W	90 83
J16	at Northwest Missouri*	W	93 71
J20	Southwest Baptist*	W	97 65
J23	Central Missouri*	W	86 65
J27	at Missouri-St. Louis*	W	76 74
J30	Truman State*	W	102 74
F3	at Lincoln University*	W	76 63
F4	at Missouri Baptist	W	81 69
F6	Missouri S&T*	W	95 78
F9	at Southwest Baptist*	W	82 80
F13	Northwest Missouri*	W	109 77
F17	Missouri-St. Louis*	W	89 80 ^{OT}
F20	at Central Missouri*	L	79 81
F24	Lincoln University*	W	99 77
F27	at Truman State*	W	85 64

MIAA Tournament

vs. Central Missouri	W	93 78
vs. Missouri-St. Louis	L	78 81

NCAA Division II South Central Regional
(Cape Girardeau, Mo.)

vs. Angelo State	W	111 75
vs. Missouri-St. Louis	W	73 69

NCAA Division II Quarterfinals
(Normal, Ala.)

vs. Florida Southern	L	75 78
----------------------	---	-------

* Conference Game

* MIAA Champions

1988-89

Overall Record: 27-6
Conference Record: 12-2
Head Coach: Ron Shumate

Date	Opponent	SE	OPP
N18	Central Methodist	W	112 66
N19	Concordia (Wis.)	W	121 79
N22	Missouri Baptist	W	118 84
River City Classic (Cape Girardeau, Mo.)			
N25	vs. Union University	W	101 80
N26	vs. Troy	W	73 72
N30	at Delta State	W	68 66 ^{OT}
D3	UT Martin	W	86 65
D5	Christian Brothers College	W	87 74
D7	at Quincy	L	56 82
D9	Columbia College	W	79 67
D17	Delta State	W	79 77
J5	Quincy	L	89 92
J7	Illinois College	W	105 77
J11	Missouri S&T*	W	77 65
J14	Northwest Missouri*	W	88 85 ^{OT}
J17	at Southwest Baptist*	W	70 68
J21	at Central Missouri*	W	67 57
J25	Missouri-St. Louis*	W	79 59
J28	at Truman State*	W	84 79 ^{OT}
F1	Lincoln University*	W	98 75
F4	at Missouri S&T*	W	85 59
F8	Southwest Baptist*	W	96 77

YEARLY RESULTS (SINCE 1962)

F11	at Northwest Missouri*	L	69 71
F15	at Missouri-St. Louis*	L	78 91
F18	Central Missouri*	W	81 72
F22	at Lincoln University*	W	83 68
F25	Truman State*	W	97 76

MIAA Tournament

vs. Central Missouri	L	72 74
vs. Angelo State	W	65 60
vs. Central Missouri	W	88 73

NCAA Division II South Central Regional
(Cape Girardeau, Mo.)

vs. Angelo State	W	65 60
vs. Central Missouri	W	88 73

NCAA Division II Elite Eight
(Springfield, Mass.)

vs. Wisconsin-Milwaukee	W	93 84
vs. Cal State-Riverside	W	84 83 ^{OT}
vs. North Carolina Central	L	46 73

* Conference Game

* MIAA Champions

1989-90

Overall Record: 26-5
Conference Record: 14-2
Head Coach: Ron Shumate

Date	Opponent	SE	OPP
N17	William Penn	W	111 67
N20	Union University	W	126 83
N24	vs. Savannah State	W	104 51
N25	vs. East Texas State	W	83 69
D2	at Union University	W	108 102
D5	Missouri Baptist	W	94 87
D9	at UT Martin	W	87 76
J2	Christian Brothers College	W	77 58
J6	Oakland City	W	91 48
J8	Quincy	L	77 86
J10	Missouri-St. Louis*	W	92 76
J13	at Central Missouri*	L	67 74
J17	Missouri Southern*	W	111 75
J20	at Missouri Western*	W	73 68
J24	Pittsburg State*	W	73 53
J27	at Southwest Baptist*	L	66 68
J31	at Missouri-St. Louis*	W	77 75
F3	at Missouri S&T*	W	57 56
F7	at Missouri Southern*	W	96 85 ^{OT}
F10	at Truman State*	W	106 93
F14	at Pittsburg State*	W	80 73
F17	Southwest Baptist*	W	75 72
F21	Missouri S&T*	W	84 72
F24	Lincoln University*	W	74 69
F26	at Quincy	W	103 65
F28	Washburn*	W	79 62
M3	Northwest Missouri*	W	90 69

MIAA Tournament

vs. Central Missouri	L	69 79
vs. Southern Indiana	W	91 73
vs. Missouri Western	W	88 73

NCAA Division II Quarterfinals
(Springfield, Mass.)

vs. Kentucky Wesleyan	L	90 91 ^{OT}
-----------------------	---	---------------------

* Conference Game

1990-91

Overall Record: 21-7
Conference Record: 12-4
Head Coach: Ron Shumate

Date	Opponent	SE	OPP
N19	Missouri Baptist	W	120 99
N20	Union University	W	88 70
N23	vs. SIU Edwardsville	W	111 85
N24	vs. Troy	W	117 111
N28	Oral Roberts	L	89 100
D1	UT Martin	W	101 73
D3	Quincy	W	90 68
D8	at Union University	L	75 85
D15	at Oral Roberts	W	109 107
J2	Oakland City	W	121 67
J5	at Quincy	W	96 81
J9	at Missouri-St. Louis*	L	67 85
J12	Central Missouri*	W	81 77
J16	at Missouri Southern*	W	84 66
J19	Missouri Western*	L	71 77
J23	at Pittsburg State*	W	71 66
J26	Southwest Baptist*	L	67 82
J30	Missouri-St. Louis*	W	90 74
F2	Missouri S&T*	W	70 59
F6	Missouri Southern*	W	69 63
F9	Truman State*	W	87 83
F13	Pittsburg State*	W	77 67
F16	at Southwest Baptist*	L	80 103
F20	at Missouri S&T*	W	87 65
F23	at Lincoln University*	W	85 78
F27	at Washburn*	W	88 73
M2	at Northwest Missouri*	W	93 83

MIAA Tournament

vs. Missouri Western	L	73 85
----------------------	---	-------

* Conference Game

NCAA DIVISION I ERA

1991-92

Overall Record: 12-16
OVC Record: 5-9/7th
Head Coach: Ron Shumate

Date	Opponent	SE	OPP
N23	at Wisconsin-Green Bay	L	54 82
N25	at Wisconsin	L	71 82 ^{OT}
N29	Cleveland State	L	80 88
N30	Nicholls State	W	76 73
D2	UT-Pan American	W	85 56
D5	at Southern Utah	L	62 98
D7	at Montana State	L	67 70
D14	Lewis University	W	80 56
D19	at UT-Pan American	W	70 68
D30	at Arkansas-Little Rock	L	77 85 ^{OT}
J2	Oakland City	W	84 69
J4	Austin Peay*	W	79 76
J6	Wisconsin-Milwaukee	L	71 83
J11	at Middle Tennessee*	L	58 61
J13	at Murray State*	L	76 86
J18	Morehead State*	W	85 74

J20	Eastern Kentucky*	W	76 74
J25	at Tennessee State*	L	62 63
J27	at Tennessee Tech*	L	51 84
F1	at Austin Peay*	L	86 92 ^{OT}
F3	Arkansas-Little Rock	W	80 78
F8	Tennessee Tech*	L	78 88
F10	Tennessee State*	W	76 66
F15	at Eastern Kentucky*	L	69 83
F17	at Morehead State*	L	80 84
F22	Murray State*	W	80 75
F24	Middle Tennessee*	L	76 87
F26	at Wisconsin-Milwaukee	W	80 64

* - OVC Game

1992-93

Overall Record: 16-11
OVC Record: 9-7/4th
Head Coach: Ron Shumate

Date	Opponent	SE	OPP
D1	Wisconsin-Green Bay	W	67 65
D4	Alcorn State	W	86 81
D5	Arkansas State	W	71 69 ^{OT}
D7	Montana State	W	72 56

Bearcat Classic (Cincinnati, Ohio)

D11	at Cincinnati	L	58	83
D12	vs. Central Michigan	W	74	61
D17	vs. Arkansas @	L	72	96
D21	at Evansville	L	68	92
J2	at Chicago State	L	71	91
	Oakland City	W	108	69
J9	at Tennessee State*	L	70	95
J11	at Austin Peay*	W	90	68
J16	Murray State*	L	95	111
J18	Southern Utah	W	91	74
J23	Morehead State*	W	107	96
J25	Eastern Kentucky*	W	79	63
J27	at UT Martin*	L	89	90
J30	Middle Tennessee*	W	80	69
F1	Tennessee Tech*	W	79	74
F6	at Murray State*	L	96	100
F13	at Morehead State*	L	85	92
F15	at Eastern Kentucky*	L	65	86
F20	Tennessee State*	W	94	77
F22	Austin Peay*	W	77	64
F24	UT Martin*	W	69	68
F27	at Middle Tennessee*	W	67	63 OT
M1	at Tennessee Tech*	L	99	113

Southeast Missouri State
REDHAWKS

YEARLY RESULTS (SINCE 1962)

1993-94
Overall Record: 10-17
Conference Record: 5-11/8th
Head Coach: Ron Shumate

Date	Opponent	SE	OPP
N27	Evansville	L 60	76
D1	Southern California College	W 65	52

River City Classic (Cape Girardeau, Mo.)

D3	Troy State	W 119	113
D4	UT-Arlington	W 86	83
D9	Chicago State	W 125	95

Runnin' Joe Classic (Jonesboro, Ark.)

D10	vs. Samford	L 71	72
-----	-------------	------	----

D11	vs. Prairie View A&M	W 100	63
-----	----------------------	-------	----

D16	at Southern Illinois	L 54	82
-----	----------------------	------	----

D21	at Colorado State	L 72	104
-----	-------------------	------	-----

J8	at Eastern Kentucky*	L 62	86
----	----------------------	------	----

J10	at Morehead State*	L 72	85
-----	--------------------	------	----

J15	Tennessee Tech*	W 87	77
-----	-----------------	------	----

J17	Middle Tennessee*	W 99	77
-----	-------------------	------	----

J22	Tennessee State*	L 83	94
-----	------------------	------	----

J24	UT Martin*	W 86	63
-----	------------	------	----

J29	at Tennessee State*	L 87	96
-----	---------------------	------	----

J31	at Austin Peay*	L 69	75
-----	-----------------	------	----

F2	at Murray State*	L 74	81
----	------------------	------	----

F5	Morehead State*	L 80	94
----	-----------------	------	----

F7	Eastern Kentucky*	L 75	84
----	-------------------	------	----

F12	at Tennessee Tech*	W 89	83
-----	--------------------	------	----

F14	at Middle Tennessee*	L 68	94
-----	----------------------	------	----

F19	Murray State*	L 95	96
-----	---------------	------	----

F23	at Missouri	L 61	83
-----	-------------	------	----

F26	at UT Martin*	L 87	103
-----	---------------	------	-----

F28	Austin Peay*	W 98	72
-----	--------------	------	----

M2	at Memphis	L 83	109
----	------------	------	-----

--	--	--	--

--	--	--	--

--	--	--	--

--	--	--	--

--	--	--	--

--	--	--	--

--	--	--	--

--	--	--	--

--	--	--	--

--	--	--	--

--	--	--	--

--	--	--	--

--	--	--	--

--	--	--	--

--	--	--	--

--	--	--	--

--	--	--	--

--	--	--	--

--	--	--	--

--	--	--	--

--	--	--	--

--	--	--	--

--	--	--	--

--	--	--	--

--	--	--	--

--	--	--	--

--	--	--	--

--	--	--	--

--	--	--	--

--	--	--	--

--	--	--	--

--	--	--	--

--	--	--	--

--	--	--	--

--	--	--	--

--	--	--	--

--	--	--	--

--	--	--	--

F11	Middle Tennessee	W 78	63
F13	Tennessee Tech*	W 89	73
F18	at Murray State*	L 55	83
F25	UT Martin*	W 75	66
F27	at Austin Peay*	W 90	87 ^{OT}
M2	Wisconsin-Milwaukee	W 98	90 ^{OT}
M4	at South Florida	L 48	75

--	--	--	--

--	--	--	--

--	--	--	--

--	--	--	--

--	--	--	--

--	--	--	--

--	--	--	--

--	--	--	--

--	--	--	--

--	--	--	--

--	--	--	--

--	--	--	--

--	--	--	--

--	--	--	--

--	--	--	--

--	--	--	--

--	--	--	--

--	--	--	--

--	--	--	--

--	--	--	--

--	--	--	--

--	--	--	--

--	--	--	--

--	--	--	--

--	--	--	--

--	--	--	--

--	--	--	--

--	--	--	--

--	--	--	--

--	--	--	--

--	--	--	--

--	--	--	--

--	--	--	--

--	--	--	--

--	--	--	--

--	--	--	--

--	--	--	--

--	--	--	--

--	--	--	--

--	--	--	--

--	--	--	--

--	--	--	--

--	--	--	--

--	--	--	--

--	--	--	--

--	--	--	--

--	--	--	--

--	--	--	--

--	--	--	--

--	--	--	--

--	--	--	--

--	--	--	--

--	--	--	--

--	--	--	--

--	--	--	--

--	--	--	--

--	--	--	--

--	--	--	--

--	--	--	--

--	--	--	--

--	--	--	--

--	--	--	--

--	--	--	--

--	--	--	--

--	--	--	--

--	--	--	--

D31	vs. Old Dominion	L 61	74
J1	vs. Fresno State	L 77	83
J4	at Austin Peay*	L 85	96
J6	at Tennessee State*	W 71	53
J9	UT Martin*	W 82	72 ^{OT}
J11	Eastern Kentucky*	W 70	68
J13	Morehead State*	W 94	75
J18	at Middle Tennessee*	W 78	76
J20	at Tennessee Tech*	L 82	86
J23	at Murray State*	L 75	77
J25	Eastern Illinois*	L 61	65
F1	Tennessee State*	W 78	75
F3	Austin Peay*	W 73	72
F6	Murray State*	L 75	86
F8	at Morehead State*	L 80	83
F10	at Eastern Kentucky*	L 76	84
F15	Tennessee Tech*	W 78	65
F17	Middle Tennessee*	W 85	76
F20	at UT Martin*	L 62	92
F22	at Eastern Illinois*	L 71	92

--	--	--	--

--	--	--	--

--	--	--	--

--	--	--	--

--	--	--	--

--	--	--	--

--	--	--	--

--	--	--	--

--	--	--	--

--	--	--	--

--	--	--	--

--	--	--	--

--	--	--	--

--	--	--	--

--	--	--	--

--	--	--	--

--	--	--	--

--	--	--	--

--	--	--	--

--	--	--	--

--	--	--	--

--	--	--	--

--	--	--	--

--	--	--	--

--	--	--	--

--	--	--	--

--	--	--	--

--	--	--	--

--	--	--	--

--	--	--	--

--	--	--	--

--	--	--	--

--	--	--	--

--	--	--	--

--	--	--	--

--	--	--	--

--	--	--	--

--	--	--	--

--	--	--	--

--	--	--	--

--	--	--	--

--	--	--	--

--	--	--	--

--	--	--	--

--	--	--	--

--	--	--	--

--	--	--	--

--	--	--	--

--	--	--	--

--	--	--	--

--	--	--	--

--	--	--	--

--	--	--	--

--	--	--	--

--	--	--	--

--	--	--	--

--	--	--	--

--	--	--	--

--	--	--	--

--	--	--	--

--	--	--	--

--	--	--	--

--	--	--	--

--	--	--	--

--	--	--	--

--	--	--	--

YEARLY RESULTS (SINCE 1962)

1998-99
Overall Record: 20-9
Conference Record: 15-3/2nd
Head Coach: Gary Garner

Date	Opponent	SE	OPP
N14	SIU Edwardsville	W 78	35
N17	at Bradley	L 47	49

N20	Central Methodist	W 84	65
-----	-------------------	------	----

N23	Louisiana Tech	L 72	84
-----	----------------	------	----

D3	at Austin Peay*	W 74	65
----	-----------------	------	----

D5	at Tennessee State*	W 70	49
----	---------------------	------	----

D8	at Arkansas State	W 76	75
----	-------------------	------	----

D10

Southeast Missouri State REDHAWKS

YEARLY RESULTS (SINCE 1962)

F4	at Eastern Illinois*	L	73	85
F6	Morehead State*	L	69	79
F8	Eastern Kentucky*	L	75	79
F13	at UT Martin*	L	61	77
F15	at Murray State*	L	65	71
F18	Western Illinois	W	53	52
F22	Austin Peay*	L	56	63
F27	at Tennessee Tech*	L	73	89
M1	at Tennessee State*	W	89	82

OVC Tournament

M4	at Morehead State	L	84	91
----	-------------------	---	----	----

* - OVC Game

2003-04

Overall Record: 11-16
Conference Record: 4-12/10th
Head Coach: Gary Garner

Date	Opponent		SE	OPP
N21	Wisconsin-Green Bay	W	63	62
N24	Kentucky Christian	W	83	51

Montana Tournament (Missoula, Mont.)

N29	at Montana	L	50	61
-----	------------	---	----	----

N30	vs. Cal State-Santa Barbara	W	77	75
-----	-----------------------------	---	----	----

D3	at Southern Illinois	L	58	71
----	----------------------	---	----	----

D6	UMKC	W	80	63
----	------	---	----	----

D9	at Arkansas	L	68	78
----	-------------	---	----	----

D13	Oakland City	W	79	67
-----	--------------	---	----	----

D22	North Texas	W	75	68
-----	-------------	---	----	----

D31	at DePaul	L	50	57
-----	-----------	---	----	----

J3	at IPFW	W	77	75
----	---------	---	----	----

J8	Austin Peay*	L	48	52
----	--------------	---	----	----

J10	Tennessee Tech*	L	69	71
-----	-----------------	---	----	----

J13	at Eastern Illinois*	W	84	64
-----	----------------------	---	----	----

J15	Tennessee State*	W	81	75
-----	------------------	---	----	----

J22	at Tennessee Tech*	L	73	74
-----	--------------------	---	----	----

J24	at Austin Peay*	L	52	54
-----	-----------------	---	----	----

J29	at Jacksonville State*	L	64	79
-----	------------------------	---	----	----

J31	at Samford*	L	58	70
-----	-------------	---	----	----

F5	UT Martin*	W	89	78
----	------------	---	----	----

F7	Murray State*	L	74	80
----	---------------	---	----	----

F10	Eastern Illinois*	L	85	89
-----	-------------------	---	----	----

F14	at Tennessee State*	L	86	90
-----	---------------------	---	----	----

F19	Eastern Kentucky*	L	81	85
-----	-------------------	---	----	----

F21	Morehead State*	W	80	77
-----	-----------------	---	----	----

F26	at Murray State*	L	63	76
-----	------------------	---	----	----

F28	at UT Martin*	L	71	88
-----	---------------	---	----	----

* - OVC Game

2004-05

Overall Record: 15-14
Conference Record: 9-7/5th
Head Coach: Gary Garner

Date	Opponent		SE	OPP
N19	at Bradley	L	73	77
N23	Rockhurst	W	81	64
N27	at Wisconsin-Green Bay	L	55	59
D1	at Western Kentucky	L	53	74
D4	South Dakota State	W	59	58
D9	Montana	L	66	69
D11	Central Methodist	W	83	77
D18	Southern Illinois	L	68	72

D22	at North Texas	L	62	69
D29	at Saint Louis	W	65	49
J1	Lincoln University	W	95	68
J6	at Austin Peay*	L	50	60
J8	at Tennessee Tech*	L	61	63
J11	Eastern Illinois*	W	79	60
J13	at Tennessee State*	L	101	105 ^{20T}
J20	Tennessee Tech*	L	81	82 ^{OT}
J22	Austin Peay*	W	65	52
J27	Jacksonville State*	W	84	65
J29	Samford*	W	72	65 ^{OT}
F3	at UT Martin*	W	75	68
F5	at Murray State*	W	61	58
F8	at Eastern Illinois*	W	88	79
F12	Tennessee State*	W	85	68
F17	at Eastern Kentucky*	L	72	83
F19	at Morehead State*	L	66	88
F24	Murray State*	L	57	61
F26	UT Martin*	W	72	52

OVC Tournament

M1	at Murray State	W	61	58
----	-----------------	---	----	----

M4	vs. Eastern Kentucky	L	52	69
----	----------------------	---	----	----

2005-06

Overall Record: 7-20
Conference Record: 4-16/10th
Head Coach: Gary Garner

Date	Opponent		SE	OPP
N18	Truman State	W	59	56
N21	IPFW	L	64	65
N24	at South Dakota State	W	75	68
N27	at Nebraska	L	54	69
D3	at UT Martin*	L	60	72
D8	Tennessee State*	W	70	69
D10	Tennessee Tech*	L	65	79
D16	Central Methodist	W	81	49
D18	at Samford*	L	53	68
D21	at Jacksonville State*	L	72	82
D28	at Illinois	L	64	89
J2	Eastern Kentucky*	W	68	62
J5	at Eastern Illinois*	W	72	60
J7	at Murray State*	L	68	81
J14	Austin Peay*	L	56	63
J19	at Tennessee State*	L	63	68
J21	at Tennessee Tech*	L	76	87
J26	Morehead State*	L	55	60
J28	Murray State*	L	69	76
J30	at Austin Peay*	L	62	73
F4	UT Martin*	L	55	66
F9	at Morehead State*	L	59	62
F11	at Eastern Kentucky*	L	51	80
F15	Eastern Illinois*	L	49	60
F18	at UC Riverside %	L	61	69
F23	Samford*	W	63	52
F25	Jacksonville State*	L	67	80

2006-07

Overall Record: 11-20
Conference Record: 9-11/6th
Head Coach: Scott Edgar

Date	Opponent		SE	OPP
N10	at Arkansas	L	52	92

BP Top of the World Classic (Fairbanks, Alaska)

N17	vs. Drake	L	51	78
-----	-----------	---	----	----

N18	vs. Centenary	L	51	83
-----	---------------	---	----	----

N19	at Alaska	W	69	66
-----	-----------	---	----	----

N24	UC Riverside	W	78	75
-----	--------------	---	----	----

N27	at Evansville	L	45	65
-----	---------------	---	----	----

N29	IPFW	L	65	84
-----	------	---	----	----

D2	UT Martin*	W	81	79
----	------------	---	----	----

D7	at Tennessee State*	L	72	75
----	---------------------	---	----	----

D9	at Tennessee Tech*	L	76	91
----	--------------------	---	----	----

D17	Jacksonville State*	L	67	70
-----	---------------------	---	----	----

D19	Samford*	L	64	65
-----	----------	---	----	----

D23	at Iowa State	L	71	87
-----	---------------	---	----	----

D30	at Purdue	L	65	102
-----	-----------	---	----	-----

J2	at Eastern Kentucky*	W	88	74
----	----------------------	---	----	----

J4	Eastern Illinois*	W	80	65
----	-------------------	---	----	----

J8	at Murray State*	W	96	85
----	------------------	---	----	----

J13	at Austin Peay*	L	67	68
-----	-----------------	---	----	----

J18	Tennessee State*	W	92	78
-----	------------------	---	----	----

J20	Tennessee Tech*	L	80	87
-----	-----------------	---	----	----

J24	at Morehead State*	W	61	59
-----	--------------------	---	----	----

J27	Murray State*	L	67	85
-----	---------------	---	----	----

J29	Austin Peay*	L	73	75
-----	--------------	---	----	----

F3	at UT Martin*	W	73	69
----	---------------	---	----	----

F8	Morehead State*	W	81	78
----	-----------------	---	----	----

F10	Eastern Kentucky*	L	61	66
-----	-------------------	---	----	----

F13	at Eastern Illinois*	L	69	77
-----	----------------------	---	----	----

F17	Louisiana Tech %	L	56	72
-----	------------------	---	----	----

F22	at Samford*	W	70	67
-----	-------------	---	----	----

F24	at Jacksonville State*	L	72	78
-----	------------------------	---	----	----

OVC Tournament

F27	at Tennessee Tech	L	60	88
-----	-------------------	---	----	----

2007-08

Overall Record: 1-19
Conference Record: 1-13/11th
Head Coach: Scott Edgar

Date	Opponent		SE	OPP
N10	at Xavier	L	59	90
N14	at Illinois State	L	71	90
N16	Culver-Stockton	W ^	87	78
N20	Evansville	W ^	87	77

Chicago Invitational Challenge (Hoffman Estates, Ill.)

N23	vs. Coppin State	L	99	102 ^{20T}
-----	------------------	---	----	--------------------

N24	vs. Longwood	W ^	82	78
-----	--------------	-----	----	----

N28	at Louisiana Tech	W ^	59	54
-----	-------------------	-----	----	----

D1	at Bradley	L	72	90
----	------------	---	----	----

D6	Tennessee State*	W ^	102	95
----	------------------	-----	-----	----

D8	Tennessee Tech*	W ^	84	74
----	-----------------	-----	----	----

D18	at Samford*	W ^	63	62
-----	-------------	-----	----	----

D20	at Jacksonville State*	W ^	81	80
-----	------------------------	-----	----	----

D22	at Tulsa	L	51	89
-----	----------	---	----	----

D30	Central Methodist	W ^	76	63
-----	-------------------	-----	----	----

J2	Eastern Kentucky*	W ^	66	55
----	-------------------	-----	----	----

YEARLY RESULTS (SINCE 1962)

J5	at Eastern Illinois*	W ^	82	71
J7	Murray State*	L	51	79
J12	at Austin Peay*	L	82	85
J17	at Tennessee State*	L	75	87
J19	at Tennessee Tech*	L	76	93
J24	Morehead State*	L	78	82
J26	at Murray State*	L	85	86
J29	Austin Peay*	W	121	116 ^{30T}
F2	UT Martin*	L	71	90
F7	at Morehead State*	L	63	75
F9	at Eastern Kentucky*	L	69	80 ^{OT}
F14	Eastern Illinois*	L	70	90
F16	at UT Martin*	L	85	98
F23	at Eastern Michigan %	L	82	86
F28	Samford*	L	62	68
M1	Jacksonville State*	L	83	86

* - OVC Game

% - ESPN BracketBuster

^ - Indicates wins which were vacated due to

NCAA infractions

2008-09

Overall Record: 3-27
Conference Record: 0-18/10th
Head Coach: Scott Edgar/Zac Roman

Date	Opponent		SE	OPP
N14	at New Mexico	L	59	102
N16	at Kansas State \$	L	68	88
N21	Culver-Stockton	W	89	50
N25	at Iowa \$	L	41	75

Las Vegas Invitational (Las Vegas, Nev.)

N28	vs. Longwood	W	81	77
-----	--------------	---	----	----

N29	vs. Oakland City	L	63	81
-----	------------------	---	----	----

D4	Austin Peay*	L	67	91
----	--------------	---	----	----

D6	Tennessee State*	L	72	83
----	------------------	---	----	----

D10	at Western Illinois	L	66	71
-----	---------------------	---	----	----

D14	at Bradley	L	62	75
-----	------------	---	----	----

D21	Western Illinois	W	64	63
-----	------------------	---	----	----

D23	at Arkansas State	L	67	86
-----	-------------------	---	----	----

D31	SIU Edwardsville	L	69	70
-----	------------------	---	----	----

J3	at Tennessee Tech*	L	76	103
----	--------------------	---	----	-----

J5	at Jacksonville State*	L	66	71
----	------------------------	---	----	----

J10	Eastern Illinois*	L	63	83
-----	-------------------	---	----	----

J12	UT Martin*	L	67	81
-----	------------	---	----	----

J15	Morehead State*	L	67	73
-----	-----------------	---	----	----

J17	Eastern Kentucky*	L	71	74
-----	-------------------	---	----	----

J22	at UT Martin*	L	73	86
-----	---------------	---	----	----

J24	at Murray State*	L	55	80
-----	------------------	---	----	----

J29	Jacksonville State*	L	68	78
-----	---------------------	---	----	----

J31	Tennessee Tech*	L	75	91
-----	-----------------	---	----	----

F7	at Eastern Illinois*	L	62	70
----	----------------------	---	----	----

F12	at Eastern Kentucky*	L	64	84
-----	----------------------	---	----	----

F14	at Morehead State*	L	67	79
-----	--------------------	---	----	----

F17	Murray State*	L	60	79
-----	---------------	---	----	----

F21	Northern Illinois %	L	73	97
-----	---------------------	---	----	----

F26	at Tennessee State*	L	82	87
-----	---------------------	---	----	----

F28	at Austin Peay*	L	78	88
-----	-----------------	---	----	----

2009-10

Overall Record: 7-23
Conference Record: 3-15/9th
Head Coach: Dickey Nutt

Date	Opponent		SE	OPP
N14	at Saint Louis	L	41	59
N18	Arkansas State	L	49	73
N22	at Northern Illinois	W	70	64 ^{OT}
N24	Eastern Michigan	L	76	86

Basketball Travelers Classic (Normal, Ill.)

N27	vs. St. Bonaventure	L	44	67
-----	---------------------	---	----	----

N28	at Illinois State	L	53	93</
-----	-------------------	---	----	------

Southeast Missouri State REDHAWKS

YEARLY RESULTS (SINCE 1962)

2012-13
Overall Record: 17-16
Conference Record: 8-8/t5th/2nd OVC West
Head Coach: Dickey Nutt

Date	Opponent	SE	OPP
N9	at Kansas \$	L	55 74
N12	Lyon College	W	89 61
N15	McNeese State	W	64 53
<i>CBE Classic (Chattanooga, Tenn.)</i>			
N18	at Chattanooga	W	77 65
N19	vs. Louisiana Tech	L	63 67
N20	vs. Troy	L	56 59
N24	at Illinois-Chicago	L	45 56
N26	Hannibal-LaGrange	W	96 55
N29	at New Orleans	W	83 67
D1	at Southeastern Louisiana	W	61 58
D4	at Missouri	L	65 81
D8	Central Arkansas	L	85 88
D19	New Orleans	W	94 71
D22	at UMKC	W	66 65
D29	UT Martin*	W	65 60
J3	Austin Peay*	W	86 84
J5	Murray State*	L	66 74
J10	at Belmont*	L	72 107
J12	at Tennessee State*	L	69 81
J17	Morehead State*	L	59 75
J19	Tennessee Tech*	W	74 62
J24	at SIU Edwardsville*	L	77 80
J26	at Eastern Illinois*	L	72 78 ^{OT}
F2	Eastern Kentucky*	L	72 81
F7	SIU Edwardsville*	W	76 67
F9	Eastern Illinois*	W	77 64
F16	at UT Martin*	W	96 74
F20	at Jacksonville State*	L	65 67
F23	Ball State %	L	82 85
F28	at Austin Peay*	W	108 81
M2	at Murray State*	W	84 68
<i>OVC Tournament</i>			
M6	vs. Eastern Illinois	W	78 68
M7	vs. Eastern Kentucky	L	69 84
* - OVC Game			
% - ESPN BracketBuster			
\$ - CBE Classic			

2013-14
Overall Record: 18-14
Conference Record: 8-8/6th/2nd OVC West
Head Coach: Dickey Nutt

Date	Opponent	SE	OPP
N8	at Saint Louis	L	64 87
N11	Central Baptist	W	118 56
N16	at IUPUI	W	76 68
N18	at Ball State	L	83 87
N22	Mid-Continent	W	109 64
<i>Cure UCD Classic (Puerto Vallarta, Mexico)</i>			
N29	vs. Northern Kentucky	W	79 65
N30	vs. Tulane	W	102 72
D1	vs. Texas State	W	82 74
D7	at Southeastern Louisiana	W	74 73
D14	Illinois-Chicago	L	69 75
D21	at Memphis	L	65 77
D23	IUPUI	W	83 79 ^{OT}

D29	at Missouri State	L	78 81
J2	at Murray State*	L	75 82
J4	at Austin Peay*	L	74 80
J9	Belmont*	L	94 107
J11	Tennessee State*	W	102 94
J16	at Morehead State*	L	67 80
J18	at Tennessee Tech*	W	83 74
J23	SIU Edwardsville*	W	82 78
J25	Eastern Illinois*	L	74 77
J29	UMKC	W	91 81
F1	at Eastern Kentucky*	L	78 79
F6	at SIU Edwardsville*	L	88 93 ^{OT}
F8	at Eastern Illinois*	W	74 68
F12	UT Martin*	L	70 79
F20	Jacksonville State*	W	87 70
F22	at UT Martin*	W	77 74
F27	Austin Peay*	W	83 80
M1	Murray State*	W	118 115 ^{2OT}
<i>OVC Tournament</i>			
M5	vs. Eastern Illinois	W	79 61
M6	vs. Eastern Kentucky	L	76 84
* - OVC Game			

2014-15
Overall Record: 13-17
Conference Record: 7-9/8th/5th OVC West
Head Coach: Dickey Nutt

Date	Opponent	SE	OPP
<i>Loyola Marymount Classic (Los Angeles, Calif.)</i>			
N14	at Loyola Marymount	L	66 76
N15	vs. San Diego	L	56 67
N18	Hannibal-LaGrange	W	86 49
N22	at Central Arkansas	W	74 68
N25	at Bowling Green	L	54 62
N29	Alabama A&M	W	85 51
D2	at Missouri	L	61 65
D6	Southeastern Louisiana	W	63 59
D10	Southern Illinois	W	55 54
D13	Missouri State	L	61 73
D20	at Arkansas \$	L	67 84
D22	at Ole Miss !	L	51 82
D28	Harris-Stowe	W	94 66
J1	at Belmont*	L	77 78
J3	at Tennessee State*	W	77 62
J8	Morehead State*	L	57 70
J10	Eastern Kentucky*	L	55 68
J14	at Jacksonville State*	W	69 52
J17	Tennessee Tech*	W	65 61
J24	at UT Martin*	L	53 70
J29	SIU Edwardsville*	L	61 75
J31	at Austin Peay*	W	70 64
F5	at Murray State*	L	72 82
F7	Eastern Illinois*	W	68 64
F12	UT Martin*	W	98 76
F14	Murray State*	L	92 94 ^{OT}
F19	at SIU Edwardsville*	L	72 75
F22	at Eastern Illinois*	L	65 73
F28	Austin Peay*	W	89 65
<i>OVC Tournament</i>			
M4	vs. Morehead State	L	74 79

* - OVC Game

2015-16
Overall Record: 5-24
Conference Record: 2-14/12th/6th OVC West
Head Coach: Rick Ray

Date	Opponent	SE	OPP
N13	at Dayton	L	53 84
N15	at Evansville	L	65 80
N19	at Alabama A&M	L	56 74
N24	at UT Rio Grande Valley	L	74 83
N28	Loyola Marymount	L	60 73
D2	at Southern Illinois	L	50 74
D5	at Memphis	L	65 80
D8	Bowling Green	L	52 79
D12	Ole Miss	L	64 75
D19	at Northern Kentucky	L	69 79
D22	at Missouri State	W	78 74
D27	Harris-Stowe	W	94 84
D31	Belmont*	L	82 92
J2	Tennessee State*	L	66 72
J7	at Morehead State*	L	69 96
J9	at Eastern Kentucky*	L	69 88
J13	Jacksonville State*	L	60 74
J16	at Tennessee Tech*	L	55 91
J19	Hannibal-LaGrange	W	84 61
J24	UT Martin*	W	68 60 ^{OT}
J28	at SIU Edwardsville	W	58 51
J30	Austin Peay*	L	80 86
F4	Murray State*	L	72 78
F6	at Eastern Illinois*	L	69 78
F11	at UT Martin*	L	64 77
F13	at Murray State*	L	56 83
F18	SIU Edwardsville*	L	69 72
F20	Eastern Illinois*	L	68 71
F27	at Austin Peay*	L	75 83

* - OVC Game

ALL-TIME LETTERMEN

Name	Letters	Years	Paul Blain	2	1959-61	Ladarius Coleman	1	2014-15	Colin Ferguson	1	2012-13
Fred Abraham	2	1998-00	John Boggio	2	2002-04	Cleo Conley	2	1986-88	Walter Ford	4	1928-32
Hayes Adams	3	1935-39	Luther Bonds	2	1992-94	Curtis Conyears	1	1980-81	Danny Foster	1	1978-79
Jeff Adams	1	1979-80	Roy Booker	1	2005-06	Paul Copeland	4	1952-56	Ken Foster	1	1953-54
Paul Adams	1	1953-54	John Boos	1	1971-72	Barry Copelin	1	1977-78	Brandon Foust	2	2006-08
Aaron Adeoye	1	2014-15	Neal Botsch	1	1967-68	Vernon Cornego	2	1972-74	Waylon Francis	2	2004-06
Tony Agosti	2	1938-40	John Boyd	2	1966-68	Kahn Cotton	2	1997-99	Jerry Freshwater	4	1991-95
Anthony Allison	2	2009-11	John Bradford	2	1950-52	C.A. Cox	1	1948-49	Brent Fraeauf	2	1976-78
Fred Anderson	2	1968-70	Jarekious Bradley	2	2013-15	Floyd Cox	3	1957-60	Bill Funkhouser	1	1958-59
Jim Anderson	2	1970-72	Claude Bragg	4	1928-32	Adam Crader	3	2001-04	Jonathon Gaines	2	1990-92
Rolla Anderson	2	1941-43	Roscoe Branch	2	1939-41	Mike Crain	2	1992-94	Denny Gamon	2	1962-64
Tony Anderson	1	2015-16	Mike Branson	2	1998-00	Jewel Crawford	4	1980-84	Nolan Goulding	1	1960-61
Joel Angus III	1	2015-16	Brandon Braswell	2	1989-91	Erwin Crecelius	1	1920-21	Milton Gehrs	3	1926 30
Chris Arand	4	1981-85	Larry Briggs	4	1967-71	Wayne Crippen	3	1956-59	Bill George	4	1953 57
Kevin Arand	2	1972-74	Harold Brinkopf	2	1948-50	Reginald Crisp	2	1995-97	Bill Giessing	4	1959-63
Paul Arand	2	1978-80	James Brinkopf	2	1944-46	Grover Crites	2	1936-38	Gary Gilbert	4	1951-55
Ron Armstrong	2	1984-86	Leon Brinkopf	1	1944-45	Cliff Cromer	2	1944-46	Bill Cohen	2	1941-43
Jim Baker	3	1972-75	Marcus Brister	2	2010-12	Nate Crowden	2	1978-80	George Godwin	4	1934-38
Mark Baker	2	1973-75	Randy Brock	1	1983-84	Lyman Dole	1	1926-27	Reggie Golson	2	2003-05
Bob Ballenger	3	1954-57	Lew Brookins	2	1981-83	Tim Daughtery	4	1921-26	Robert Goodwin	3	1947-50
Elmer Balzer	3	1952-55	Keith Brooks	3	1989-94	Charles Davenport	4	1965-69	Dainmon Gonner	2	2003-05
Rae-Vonn Banks	1	2009-10	Erwin Brown	1	1977-78	Eugene Dawson	1	1949-50	Monte Gordon	2	2001-02
Desi Barmore	1	1978-79	Byron Bruffee	2	1956-58	Jerome Days	2	1994-96	Dennis Govro	1	1921-22
James Barnes	2	1990-92	Dante Bryant	1	1996-97	Drew DeMond	3	2001-02	Bill Graham	2	1954-56
Alan Barnett	2	1981-83	Harold Buckhorn	1	1950-51	Kip Denkins	2	1986-88	Twyman Grant	1	1923-24
Cary Barks	1	1976-77	Hartford Buckminister	2	1925-27	Bill DePriest	1	1969-70	Cole Grapperhaus	1	2002-03
Rae-Vonn Banks	1	2010-11	Brian Bunche	2	1998-00	Eelco Derks	4	1989-93	Darrian Gray	2	2013-15
Wally Barrows	1	1953-54	John Burford	1	1920-21	Don Deleting	2	1955 57	Ron Gray	3	1958-61
Ray Bartle	2	1978-80	Roscoe Burgess	3	1927-30	Russell Devore	4	1929-33	Weldon Gray	1	1948-49
Bob Basola	2	1963-65	Bob Burns	1	1945-46	Danny Dohogne	2	1989-91	Bill Green	1	1974-75
Roland Bassett	2	1975-77	Don Burt	1	1943-44	Robby Dosier	1	2015-16	Brent Gregston	2	1970-72
Alex Beason	1	1991-92	Cameron Butler	2	2009-11	Glen Doughty	1	1975 76	Brandon Griffin	2	2002-04
Jack Becker	1	1964-65	Joe Cagle	4	1973-77	Roger Drake	2	1967-69	Ken Grindstaff	1	1953-54
Jack Behrens	3	1940-43	Don Call	2	1969-71	Jimmy Drew	2	2006-08	Mike Gross	4	1960-65
Bill Bekebrede	2	1964-66	Jamaal Calvin	3	2013-16	Tom Drexler	2	1963-65	R.C. Grossheider	2	1966-68
Ryan Belcher	1	2004-05	George Camp	1	1960-61	Delray Drury	1	1969-70	Ketshner Guerrier	2	2004-06
Jim Belobraydic	2	1950-52	Dan Campbell	1	1945-46	Ken Dyson	1	1960-61	Kyle Gullett	1	2015-16
Sam Below	2	1961-63	James Campbell	2	1980-82	John Economos	2	1995-97	Carrel Gunnell	1	1940-41
Farrell Benefiel	2	1947-49	Jacob Carey	1	1978-79	Cecil Edmondson	1	1921-21	Eddie Gunns	1	1991-92
Mark Bentlage	2	1975-78	Jim Carter	2	1964-66	Chris Edwards	4	1983-87	Charles Haas	1	1956-57
Clarence Bergman	3	1928-31	Randy Carter	3	1973-76	Rich Eichhorst	4	1952-56	Bob Hagedorn	1	1958-59
Joe Bertling	1	1951-52	Chris Chambers	2	1994-96	William "Bud" Eley	4	1995-99	Brett Hale	4	2001-05
Charlie Bertrand	4	1964-68	Joseph Chavez	1	1944-45	Riley Ellis	2	1984-86	Weldon Hager	3	1943-48
Mark Beussink	2	1975-77	Antonius Cleveland	3	2013-16	Bill Engleman	2	1950-52	Paul Hale	2	1971-73
Carl Bidewell	3	1940-43	Percy Clippard	3	1949-52	Ray Estes	4	1949-53	Anthony Hall	2	1984-86
Burl Billington	1	1938-39	Kirt Cochran	2	1984-86	Gary Evans	1	1958-59	Phillip Hall	1	1944-45
Leonard Bishop	2	1972-74	Bob Coffey	2	1948-50	Ron Evans	1	1982-83	Paul Haman	4	1939-46
Bruce Bisset	1	1932-33	Johnnie Coleman	3	1988-91	John Everette	1	1990-91	Rich Hantak	1	1983-84

Southeast Missouri State

REDHAWKS

ALL-TIME LETTERMEN

C. P. Harris	3	1922-25	Fred Johnson	1	1971-72	Charles LaPierre	3	1930-34	Harold McLaughlin	1	1947-48
Darryl Harris	3	1981-89	Kenny Johnson	1	2001-02	Mitchell Launius	1	1945-46	Gary McLeod	1	1957-58
Mort Harris	3	1926-29	Mark Johnson	2	1993-95	Larry Lawrence	2	1972-74	Alvin McRaven	2	1944-47
Eddie Hart	2	1981-85	Nino Johnson	4	2011-15	Archie Lawson	2	1986-88	Paul McRoberts	1	2013-14
Marcus Harvey	1	1972-73	Roderick Johnson	2	1998-00	Mark Lewis	2	1983-85	Terry Mead	2	1981-83
Allen Hatchett	2	1995-97	A.J. Jones	1	2012-13	Mike Lewis	4	1987-91	Ray Meton	1	1942-43
Jim Haug	2	1984-86	Bijon Jones	1	2008-09	Joe Loewe	1	1953-54	John Merrick	2	1967-69
Arvin Haynes	2	1977-79	Calvin Jones	2	1988-90	Jim Logan	2	1979-81	Robert Merrick	4	1946-50
Les Hemmer	2	1962-64	Eric Jones	1	2005-06	Jim Long	1	1969-70	Don Metz	3	1967-70
Damarcus Henc	4	2001-04	Isiah Jones	2	2014-16	Ken Long	1	1956-58	Jim Meyer	1	1963-64
Cornall Henderson	4	1972-76	J.T. Jones	1	2014-15	John Lorberg	1	1957-58	Louis Meyer	4	1921-25
Ted Henderson	1	1987-88	Nyah Jones	2	1999-01	Mike Lerch	1	960-61	Paul Meyer	3	1956-59
Malcomm Henry	4	1985-89	Rob Jones	1	1990-91	Ralph Lowry	1	1944-45	Kermit Meystedt	3	1964-67
Ralph Henson	3	1985-88	Rolin Jones	3	1932-35	Kenneth Luke	2	1936-38	Iverson Mitchei	2	1923-25
Charles Herbert	3	1985-88	Sam Jones	1	1932-33	Joe Luker	1	1960-61	Dwayne Miles	2	1956-58
Jaycen Herring	1	2008-09	Tony Jones	2	1983-85	Bob Lutsch	1	1961-62	LaQuentin Miles	1	2009-10
Ron Hextell	1	1965-66	Waylan Jones	2	2010-12	Richard Lyte	1	1996-97	Bob Miller	4	1960-64
Gene Hill	2	1964-66	Bill Jordan	4	1960-64	Doyle Mabury	4	1955-59	Dennis Miller	1	1925-26
Jim Hill	1	1980-81	Kenny Jordan	2	1979-81	William Mahew	2	1925-27	Jack Miller	1	1921-22
Johnny Hill	4	2006-10	Perry Kegly	2	1959-61	Bob Manns	2	1950-52	John Miller	1	1969-70
Sam Hill	2	1972-74	Quinton Kellar	2	1994-47	Rod Mansker	1	1957-58	Dan Milligan	4	1965-69
James Hines	2	1949-51	Lakeo Keller	2	1996-98	Dennis Maritz	4	1970-74	Don Mirth	2	1956-58
Willard Hobbs	2	1929-31	Trey Kellum	1	2015-16	Kevin Marquardt	2	1978-80	Tom Mitchel	2	1974-76
Floyd Hodge	1	1960-61	Coultas Kemp	1	1927-28	Gerald Martin	1	1960-61	Bob Mize	2	1947-49
Paul Holifield	1	1960-61	Joe Kersting	1	1951-52	Fred Masteller	2	1933-35	Nick Momot	1	1949-50
Will Holifield	1	2013-14	Arthur Kiehne	4	1923-27	Guy Matthews	1	1921-22	David Montgomery	2	1996-98
Anthony Holt	1	1994-95	Edwin Kiehne	2	1921-25	Don Maxey	3	1949-52	Herbert Moore	2	1921-23
Richard Hoot	1	1944-45	Harold Kiehne	4	1934-38	Andy Maxwell	1	1970-71	Kenard Moore	1	2008-09
Ron Hooten	1	1960-61	Bill Kies	1	1937-38	Jajuan Maxwell	3	2006-10	Jermall Morgan	2	1993-95
Brainard Hope	1	1927-28	Aven Kinder	1	1923-24	Dan May	4	1967-71	Matt Morris	4	1997-01
Charles Hopson	1	1986-87	Demetrius King	2	2001-03	Carl Mayer	4	1935-40	Michael Morris	4	1984-88
Zach House	2	2010-12	James King	1	1969-70	Harold McAdams	2	1983-85	Ray Mosby	2	1975-77
Bob Howard	1	1948-49	Jim King	1	1970-71	Leo McClard	1	1944-45	Russ Mothershead	3	1975-78
Steve Howell	2	1964-66	Mike Kirby	2	1976-78	Leroy McClard	1	1944-45	Herb Mulkey	4	1938-42
Brady Howe	1	1974-75	Dave Kirk	1	1963-64	Tony McClellon	3	1980-83	Gene Munger	3	1953-56
William Hubbard	4	1931-35	Israel Kirk	2	2008-10	Donnie McClinton	2	1982-84	Greg Neihart	1	1971-72
Camille Huber	4	1930-34	Robert Kirkpatrick	1	1955-56	Eric McCrary	1	2009-10	Mike Nelke	1	2003-05
Herman Hunt	1	1970-71	Devron Kirksey	3	1994-97	Emmanuel McCuthison	2	1999-01	Willis Nichols	3	1946-49
Mike Hunt	1	1977-78	Richard Klasing	1	1949-50	Charles McDermott	1	1943-44	Carl Nicholson	2	1985-88
Paul Hunter	3	1925-28	Terry Klein	1	1966-67	Gene McDonald	4	1933-37	Jerry Nicholson	1	1967-68
Jere Huss	1	1961-62	Jack Klosterman	4	1941-48	Joe McDonald	4	1933-37	Larry Nickell	1	1960-61
Carl Jacobs	1	1978-79	Tom Krebs	3	1956-59	Larry McDonnell	1	1943-44	Nick Niemczyk	2	2011-13
Lynn James	1	1924-25	Devon Lake	3	1989-93	Lloyd McDowell	2	1934-36	Pat Niemczyk	1	1979-80
Paul Jenkins	1	1925-26	Luther Lake	1	1926-27	Ray McFarland	1	1956-57	Doan Noce	1	1927-28
Bob Johnson	1	1977-78	Jeff Landgraf	3	1970-73	Ernest McFerron	2	1974-76	Henry Norman	3	1935-38
Cory Johnson	2	1997-99	Vernon Landgraf	2	1942-47	Lennies McFerron	1	1973-74	William Norvell	1	1943-44
David Johnson	2	2006-08	Eddie Lane	1	1981-82	William McGheehon	4	1945-49	Marion Nothdurft	1	1937-38
Don Johnson	1	1977-79	Josh Langford	2	2013-15	Eric McGill	1	2015-16	Logan Nutt	1	2011-12

Southeast Missouri State

REDHAWKS

ALL-TIME LETTERMEN

Lucas Nutt	4	2010-14	Don Ringstaff	2	1962-64	Bob Speidel	2	1949-51	Tim Van Meter	2	1920-22
Roger Oldfield	1	1957-58	Ray Rippelmeyer	3	1953-55	Mark Steighorst	1	1971-72	Urah Vardell	1	1958-59
Frank Owen	4	1932-36	Carl Ritter	4	1958-63	Butch Steigman	2	1961-63	Bob Varel	1	1965-66
Nathan Owen	2	1997-99	Kevin Roberts	2	2001-03	James Stephens	1	1959-60	Anthony Vernon	4	1980-84
Dan Padgett	2	1979-81	Bill Robinson	2	1953-55	Jaylin Stewart	1	2015-16	Freddie Vest	1	1948-49
Larry Page	1	1982-83	Pili Robinson	2	1991-95	Hunter Stiegemeyer	2	1976-78	Ed Viehmann	1	1953-54
Paul Paradoski	2	2004-06	Larry Rogers	1	1974-75	Randy Stockbarger	1	1969-70	Tom Wade	1	1977-78
William Parker	3	1937-40	Terry Rogers	1	2001-02	Michael Stokes	2	1999-01	Jerry Walker	1	1969-70
Josh Payne	1	1994-95	Terrill Rolling	2	1990-92	Tyler Stone	3	2011-14	Marvin Walker	1	1958-59
Mike Payne	2	1970-72	Elmer Rudloff	2	1956-58	Kyle Stroder	1	2013-14	Randy Walker	1	1944-45
Roderick Pearson	2	2006-08	Jack Russell	4	1940-44	Robert Stout	1	1948-49	Marcus Wallace	1	2014-15
Sam Pearson	1	2009-10	LaMont Russell	2	2008-10	John Stuhlmann	1	1967-68	Demetrius Watson	2	1997-99
Thomas Peeler	1	1948-49	Dwayne Rutherford	4	1986-90	Jerry Suedekum	1	1964-65	Daniel Weaver	2	2000-02
Dionte Perry	1	2006-07	Stanley Rutledge	3	1986-89	Owen Suggs	1	1975-76	Warren Wendling	2	1980-82
Dorst Pfothenhauer	4	1926-30	Mike Ryan	1	1976-77	Charles Sullivant	1	1949-50	Calvert White	2	1996-98
Dawson Pikey	2	1959-61	Fred Saalfeld	2	1954-56	Doyle Summers	1	1922-23	Derrick White	2	1993-95
Dave Pilla	1	1976-77	Brandon Samuels	1	1991-92	Elmer Sutterfield	1	1922-23	Ed White	1	1943-44
Garry Pirch	4	1972-76	Amory Sanders	2	1999-01	James Sutton	2	1993-95	Jared White	1	2012-13
Michael Poole	2	1982-84	Scott Sanford	1	1992-93	Steve Switzer	1	1983-84	Tyrell White	2	2005-07
Michael Porter	2	2011-13	John Sanchez	4	1976-80	Robert Talbert	2	1927-29	Jim Wiessenborn	1	1953-54
Otto Porter	2	1979-81	Chester Sarff	2	1929-31	Steve Tappmeyer	2	1977-79	Corey Wilford	2	2011-13
Leon Powell	2	2010-12	Jefferson Sarff	1	1928-29	Earnest Taylor	2	1988-90	Robin Wilhoit	4	1976-80
Norman Prather	1	2003-04	Dewayne Saulsberry	1	1997-98	Marvin Teel	2	1961-63	Ken Wilkerson	2	1964-66
Don Pritchard	3	1931-34	Don Schaffer	1	1969-70	Thomas Thames	2	1989-91	Telvin Wilkerson	1	2011-12
Marvin Proffer	4	1950-53	Tim Scheer	4	2000-03	T.J. Thomas	1	2014-15	Charles Williams	1	1986-87
Ray Pugh	3	1985-89	Fred Scheppman	1	1922-23	Anthony Thomas	4	1978-82	Clarence Williams	1	1928-29
Dave Radcliff	2	1941-43	Edwin Schmidt	1	1928-29	Bass Thomas	1	1981-82	Curtis Williams	3	1964-67
Martin Radmer	3	1944-47	Nate Schulte	1	2010-11	Ryan Thomas	2	1998-00	Terrick Willoughby	4	2003-07
Ronny Rankin	2	1984-96	Colby Scott	1	1975-76	Derek Thompson	1	2009-10	Jerry Wilson	2	1950-52
James Ranney	1	1920-21	Curtis Shelton	4	1990-94	J.J. Thompson	1	2014-15	Derek Winans	4	2001-05
Paul Ranson	3	1961-64	Joel Shelton	1	2001-02	James Thornton	2	1935-38	Lawrence Wilson	4	1986-90
Denzil Ratliff	1	1960-61	Darien Shepard	2	1988-90	Thal Thrower	2	1963-65	Tony Wofford	2	1991-93
Vivan Reed	3	1959-62	Dave Shipley	4	1975-79	Thom Thrower	1	1957-58	Forrest Woodfork	2	1986-88
Clifford Reedy	1	1943-44	Antonio Short	2	1999-01	Royal Tibi	1	1921-22	Caleb Woods	2	2013-15
C.J. Reese	1	2013-14	John Shoush	2	1967-69	Kevin Timmerman	2	1975-77			
Bob Reiche	3	1959-62	Hub Shroyer	2	1936-38	Jacob Tolbert	1	2012-13	Current lettermen in Bold		
Andrew Reid	2	1970-72	Gene Sides	1	1932-33	Naemon Townsend	2	1962-64			
John Reid	1	1958-59	John Simpson	1	1988-89	Don Tune	1	1958-59			
Michael Rembert	2	2006-08	Bill Sims	2	1954-56	Derick Turner	2	1985-87			
Keith Ressel	2	1988-90	Randy Since	1	1970-71	Dwight Turner	4	1962-66			
Ted Reynolds	2	1975 77	Matt Sisley	2	1992-94	Rich Turner	1	1969-70			
Larry Rhodes	2	1963-65	Bob Smith	3	1950-53	Don Tuttle	2	1968-70			
Marcus Rhodes	2	2006-08	Butch Smith	1	1966-67	Joe Uhls	3	1940-48			
Scott Richards	2	1979-81	Lloyd Smith	2	1922-24	Pete Ulmer	3	1965-68			
Don Richardson	1	1942-43	Marland Smith	4	2009-13	Robert Umfleet	1	1956-57			
John Richie	1	1958-59	Michael Smith	1	1980-81	Larrv Underwood	3	1965-68			
Irvin Richmond	3	1937-40	Travis Smith	4	1994-98	Herb Upton	4	1944-49			
Albert Riedel	1	1943-44	Elmer Solberg	2	1947-49	Steve Valli	2	1973-75			

Southeast Missouri State

REDHAWKS

HONORED TEAMS

1943 NAIA NATIONAL CHAMPIONS



Front Row: Jack Russell, Rolla Anderson, Dave Radcliffe, Ray Melton, Mort Harris, C.P. Harris (Coach).
Back Row: Vernon Landgraf, Jack Klosterman, Carl “Ben” Bidewell, Bill Goben, Don Richardson, Jack Behrens.

Under the direction of coach C.P. Harris, the 1943 Indians claimed the school's first-ever athletics national championship with a 34-32 victory over fellow MIAA Conference opponent Northwest Missouri State in the NAIB finals (Kansas City, Mo.). Southeast had defeated Northwest in its previous two regular-season meetings that season to clinch the MIAA title. The third meeting between the two schools proved to be most exciting, as the Indians pulled away in the game's final seconds.

Southeast junior guard Jack Behrens drained a shot at the top of the key with seven seconds remaining, giving the Indians a narrow victory and national championship.

The come-from-behind win in the national championship game capped a comeback season for the Indians. Southeast lost its first four games of the 1942-43 campaign before winning 19 of its last 21 contests. The Indians also went 8-0 in MIAA conference play during that stretch.

On the way to their national crown, the Indians dropped some of the nation's top small colleges of the era with wins over Dakota Wesleyan,

Westminster College, East Washington State and Murray State. Southeast also boasted a 10.6 margin of victory throughout the postseason.

All five of Southeast's starters were named either first or second-team all-conference. Behrens, Jack Russell and Carl “Ben” Bidewell garnered first-team honors, while Rolla Anderson and Jack Klosterman were named second-team for the 19-6 national champion Indians.

The team was inducted into the Southeast Athletics Hall of Fame.

- Road to the Championship
- vs. Dakota Wesleyan - W, 50-30

vs. Westminster - W, 56-33

vs. East Washington State - W, 57-51

vs. Murray State - W, 38-36

vs. Northwest Missouri State - W, 34-32

Southeast Missouri State

REDHAWKS

HONORED TEAMS

2000 NCAA DIVISION I TOURNAMENT



Front Row (L-R): Michael Stokes, Fred Abraham, Mike Branson, Roderick Johnson, Brian Bunche, Antonio Short, Amory Sanders.
Back Row (L-R): Matt Morris, Tim Scheer, Drew DeMond, Nyah Jones, Damarcus Hence, Emmanuel McCuthison, Ryan Thomas.

A regular-season share of the Ohio Valley Conference title, the OVC postseason championship and the school's first-ever trip to the NCAA Division I Tournament were all achieved by the 1999-2000 Southeast Missouri State University basketball team.

The magical run that ended in a near-upset of then-No. 10 Lousiana State in the first round of the NCAA Regional (Salt Lake City, Utah) brought unprecedented national and international attention to Southeast.

Few thought the Indians had a chance against the tall and powerful Tigers of LSU, who had tied for the Southeastern Conference championship. However, Southeast head coach Gary Garner and his players had other things in mind.

The Indians struggled to get anything going offensively in the first half, but trailed only 24-19 at the intermission. Southeast then came out strong in the second half and nearly pulled off an upset. The Indians led, 61-58, with 2:39 left to play, but the Tigers rallied to knock down two-straight 3-pointers, including one in the last 18 seconds to go up, 64-61.

Roderick Johnson threw up a desperation 3-pointer the bounced off the back of the rim at the buzzer and LSU held on for the win. The tournament may have been over for Southeast, but the team, its fans and the University benefitted from a trip to the Big Dance.

NCAA FIRST ROUND

Louisiana State 64, Southeast Missouri 61

Salt Lake City, Utah


SEMO (24-7)	FG	3P	FT	Q/D	REB	E	PTS	A	TO	B	S	M
Roderick Johnson, f	7-13	0-2	5-6	8/3	11	3	19	1	1	0	1	37
Mike Branson, f	1-7	0-3	1-2	3/4	7	2	3	5	2	0	0	26
Brian Bunche, c	2-9	0-0	2-2	1/2	3	3	6	2	0	0	2	32
Antonio Short, g	4-9	2-5	4-4	0/1	1	1	14	0	3	0	1	31
Michael Stokes, g	2-12	2-5	2-3	0/4	4	0	8	3	2	1	0	40
Amory Sanders	1-2	1-2	0-0	0/2	2	1	3	0	0	0	0	9
Emmanuel McCuthison	2-4	2-3	0-1	0/1	1	3	6	0	1	0	0	14
Nyah Jones	1-2	0-0	0-0	1/0	1	2	2	0	0	1	0	11
TEAM				1/4	5							
Totals	20-58	7-20	14-18	14/21	35	15	61	11	9	2	4	200
LSU (27-5)	FG	3P	FT	Q/D	REB	E	PTS	A	TO	B	S	M
Brian Beshara, f	3-9	2-2	1-2	2/3	5	2	9	3	2	0	1	33
Stromile Swift, f	6-9	0-0	1-3	3/2	5	3	13	0	1	6	0	31
Jabari Smith, c	7-11	1-1	2-3	1/3	4	3	17	2	1	0	0	24
Torris Bright, g	4-6	3-4	2-2	1/3	4	2	13	4	2	0	1	38
Lamont Roland, g	3-6	0-1	1-2	0/3	3	4	7	1	4	0	2	30
Ronald Dupree	2-5	0-0	0-0	0/4	4	2	4	0	1	0	0	18
Jermaine Williams	0-2	0-1	0-1	0/1	1	1	0	2	1	0	0	11
Collis Temple	0-2	0-2	1-2	0/3	3	0	1	0	1	0	0	10
Brad Bridgewater	0-1	0-0	0-0	0/1	1	0	0	0	0	0	0	5
TEAM				2/4	6							
Totals	25-51	6-11	8-15	9/27	36	17	64	12	13	6	4	200
By Periods	1	2	Final									
Southeast Missouri	19	42	61									
LSU	24	40	64									

Southeast Missouri State

REDHAWKS


HONORED TEAMS

1961 NCAA DIVISION II NATIONAL FINALISTS



First Row: Dawson Pikey, Bill Giessing, Les Hemmer, Ron Gray, Bob Reiche, Perry Kegley. **Second Row:** Paul Blain, Vivan Reed, Denzil Ratliff, Bob Miller, Ken Dyson, Bill Jordan. **Third Row:** Coach Joe Uhls, Floyd Hodge, Ron Hooten, Mike Lorch, Gerald Martin, Don Johnson, Coach Charles Parsley. **Fourth Row:** Bill Swan (Manager), Paul Holifield, George Camp, Joe Luker, Noal Gaulding, Larry Nickell, Mike Gross.

1986 NCAA DIVISION II NATIONAL FINALISTS



Bottom Row: Malcomn Henry, Kirt Cochran, Michael Morris, Anthony Hall, Ray Pugh, Carl Nicholson, Chris Edwards. **Top Row:** Ronny Rankin, Eddie Hart, Riley Ellis, Ron Armstrong.

1989 NCAA DIVISION II NATIONAL FINALISTS



Front Row: Darren Shepard, John Simpson, Malcomn Henry, Lawrence Wilson, Calvin Jones, Ray Pugh. **Back Row:** Keith Ressel, Darryl Harris, Johnnie Coleman, Mike Lewis, Dwayne Rutherford, Earnest Taylor.



THIS IS SOUTHEAST

BRING YOUR BIG IDEAS.

And make them count.

Your big ideas will be in good company here. Whatever you choose to study, chances are the program is at the head of its class. And if you're at the head of yours, you can join our honors program and elevate your learning experience even further.



SOUTHEAST MISSOURI
STATE UNIVERSITY • 1873

SOUTHEAST BOASTS 20+ NATIONALLY AND INTERNATIONALLY ACCREDITED PROGRAMS, INCLUDING:

- / ATHLETIC TRAINING
- / BUSINESS
- / CHEMISTRY
- / COMPUTER SCIENCE
- / DIETETICS
- / EDUCATION
- / ENGINEERING PHYSICS
- / INTERIOR DESIGN
- / MASS COMMUNICATION
- / MUSIC
- / NURSING
- / SOCIAL WORK
- / THEATRE



GETTING INTO MEDICAL SCHOOL ISN'T EASY — WE JUST MAKE IT LOOK THAT WAY. SOUTHEAST'S PRE-MED STUDENTS ARE ACCEPTED TO

medical school well above the national average.

Like our students, Southeast faculty members come from around the country, hailing from leading institutions such as:

- / Boston Conservatory of Music
- / Carnegie Mellon University
- / Harvard University
- / Pennsylvania State University
- / Purdue University
- / Texas A&M University
- / Tulane University
- / University of Florida
- / University of Michigan
- / Vanderbilt University
- / Yale University



THE DONALD L. HARRISON COLLEGE OF BUSINESS CONSISTENTLY MAKES THE PRINCETON REVIEW'S LIST OF top business schools.



COME HERE AS A STUDENT.

And go anywhere as a teacher.

Southeast education graduates work as faculty members in school districts across the nation, and in more than 35 countries around the world.

1:21
faculty-student ratio

Full-time faculty

lead most classes, not teaching assistants — starting with freshman year.



ROLL UP YOUR SLEEVES AND GET DOWN TO BUSINESS.

Or education, public policy, communications or journalism — whatever your major, expect to learn a lot in class and even more in practice. And here, that practice happens on the latest technology and in real-world settings. You'll experiment and collaborate in just about all of your coursework. And you'll put new knowledge into action right from the start.



YOUR NEXT BIG IDEA could happen anywhere. But you'll give it legs and watch it run at **Catapult Creative House**, our **student-run idea incubator** and launchpad for innovation. Get to work in our creative labs, 3D modeling and printing gallery, and impact studio. It's where you'll turn your concepts into prototypes, your prototypes into products, and your products into sales.

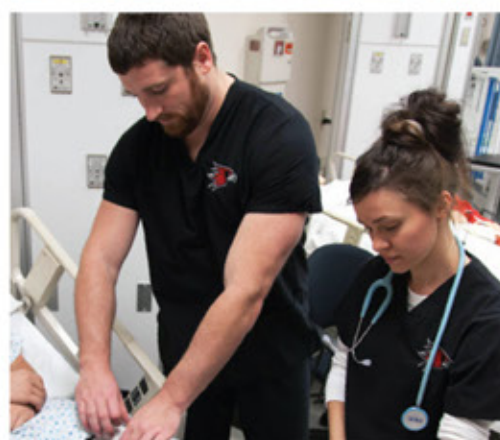
THE BEST PLACE TO LEARN ABOUT U.S. POLICY is where it's actually being shaped. So you'll go to the **Center for Strategic and International Studies (CSIS) in Washington, D.C.**, for part of our University Studies course. For four exhilarating days, you'll work directly with researchers and consultants who advise national leaders. And if you're really on top of your game, you may end up influencing the strategies you've come to study.



INTERNSHIPS

RÉSUMÉS ARE BUILT—NOT WRITTEN.

The workforce is just that: a force. And it's one you'll meet head on at Southeast Missouri State. We'll help you find internships (that's plural on purpose) and coach you through any challenges or questions that come your way.



SET OUT AND JOIN IN.

Earn your wings early. Chew your way into campus history. Share your musical gift. Meet your new brothers or sisters. Whatever you do — whether it's joining a club or carrying on a tradition — just know that you won't do it alone (except the chewing part).

21

SOCIAL FRATERNITIES AND SORORITIES

Representing the IFC, Panhellenic and NPHC Councils. Many of them call Greek Hill home. And in Fall 2016, a new Greek Village will open on campus, providing an expanded Greek community where thousands of students will make new memories of brotherhood and sisterhood.



180+

student groups

With organizations on campus from A (Adult Recess improv group) to Z (Zeta Phi Beta Sorority), there's something to meet every professional, social, recreational or religious interest. And if you can't find what you're looking for, form your own group.

We honor our heritage by sticking to our traditions.

Some of them, quite literally. For years, students have been making the trek up **Cardiac Hill** (a tradition in its own right) to add their chewing gum to our infamous **Gum Tree**.



MAKE ART THAT INSPIRES.


And do it on
a campus
that's equally
inspiring.



Dobbins River Campus Center

Inside this living-learning center, you can make a masterpiece, make dinner and make your bed without ever leaving the **River Campus**.

In addition to a residence hall, dining facilities and contemporary classrooms, the **Cultural Arts Center** offers professional-level theatres, costume and scene shops, music rehearsal and gallery space, and dance and art studios — each equipped to inspire ovation-worthy works of art.

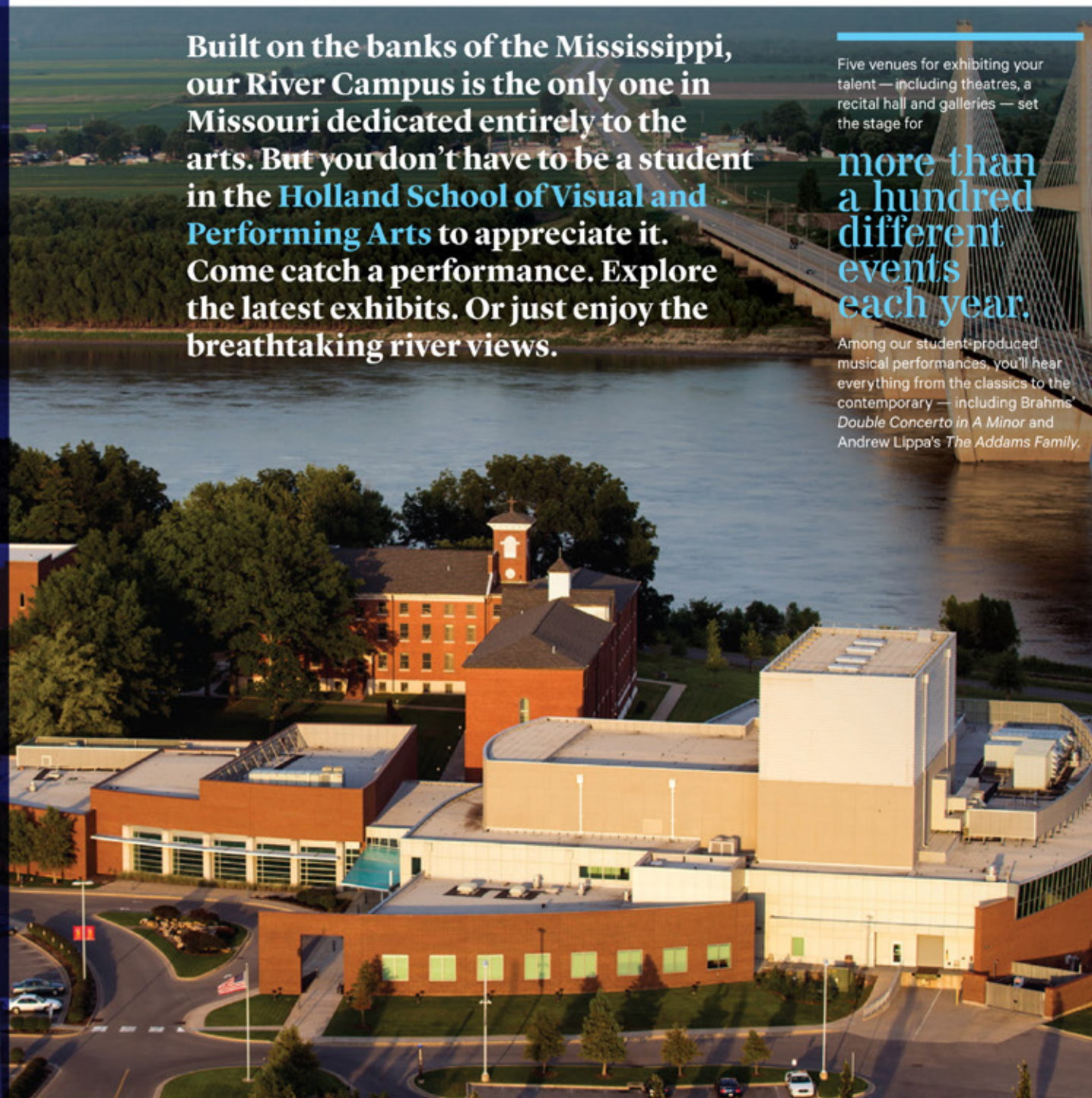


Built on the banks of the Mississippi, our River Campus is the only one in Missouri dedicated entirely to the arts. But you don't have to be a student in the **Holland School of Visual and Performing Arts** to appreciate it. Come catch a performance. Explore the latest exhibits. Or just enjoy the breathtaking river views.

Five venues for exhibiting your talent — including theatres, a recital hall and galleries — set the stage for

**more than
a hundred
different
events
each year.**

Among our student-produced musical performances, you'll hear everything from the classics to the contemporary — including Brahms' *Double Concerto in A Minor* and Andrew Lipka's *The Addams Family*.



Southeast makes it affordable to do what you dream of doing, and we're recognized as one of the country's institutions with the least indebted students.

LEARN MORE
about our \$17 million in annual scholarships at semo.edu/scholarships.

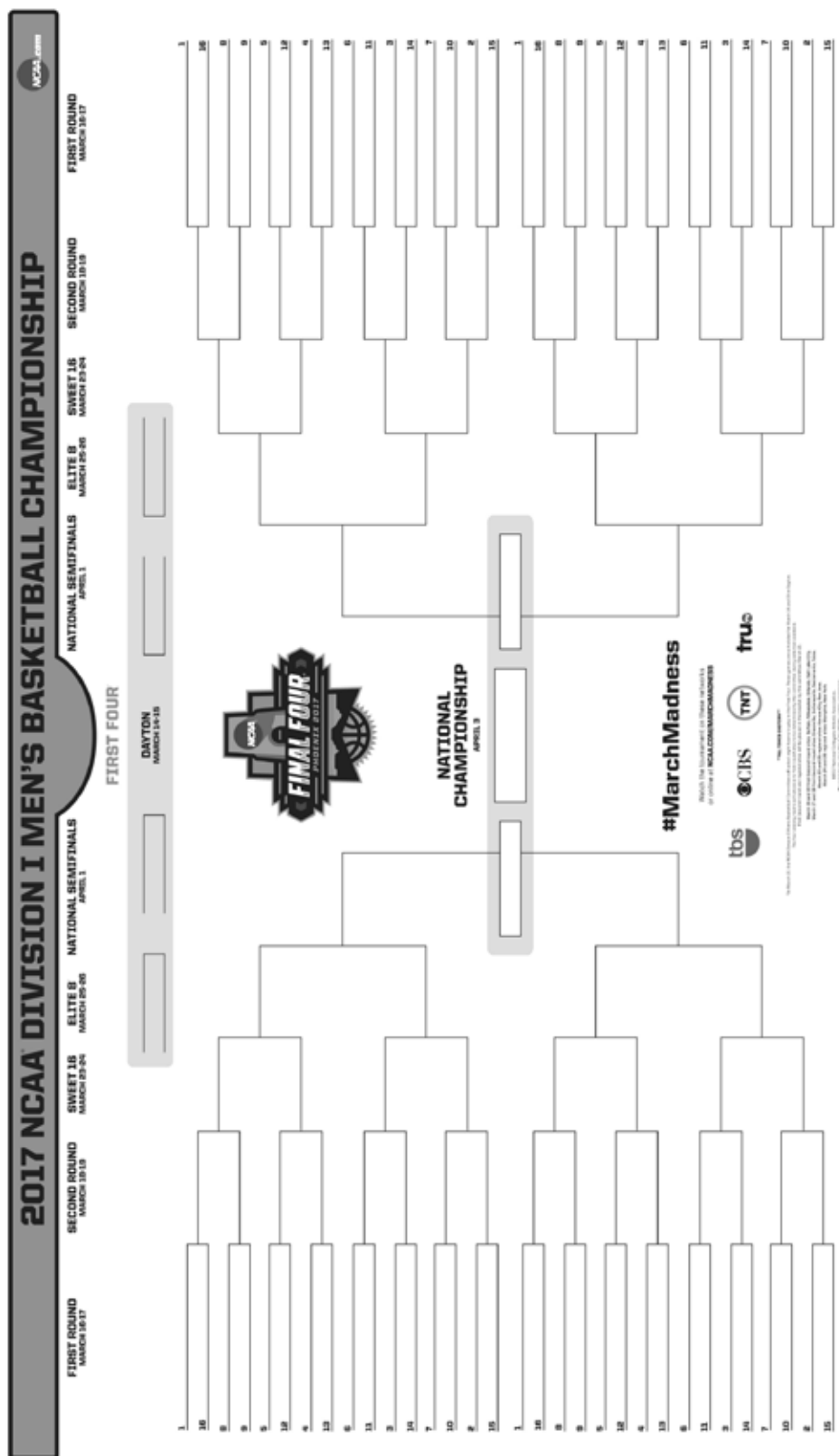
**SEE FOR YOURSELF
WHAT YOU'LL DO HERE**
Call us at (573) 651-2590 or schedule a visit at semo.edu/visit.

OFFICE OF ADMISSIONS
One University Plaza, MS 3550
Academic Hall 100D
Cape Girardeau, Missouri 63701

573.651.2590
admissions@semo.edu

APPLY
We can't wait to see what you do. But first, you'll need to get in. semo.edu/apply

2017 NCAA TOURNEY BRACKET



**DO
YOU
HAVE
THE
WILL
TO**

**make a
medical
discovery?**



**SOUTHEAST MISSOURI
STATE UNIVERSITY · 1873**



2016-17 SCHEDULE

Nov. 7	Missouri S&T (exhibition)	6:30 p.m.	Jan. 19	SIU Edwardsville* OVCDN	6:30 p.m.
Nov. 11	at Illinois <small>BIG TEN NETWORK</small>	8 p.m.	Jan. 21	Eastern Illinois* OVCDN	4:15 p.m.
Nov. 13	Hannibal-LaGrange OVCDN	2 p.m.	Jan. 26	at Murray State* OVCDN	7 p.m.
Nov. 16	at Western Illinois	7 p.m.	Jan. 28	at Austin Peay* OVCDN	6:30 p.m.
Nov. 18	at Bradley	7 p.m.	Feb. 1	at Jacksonville State* OVCDN	7 p.m.
Nov. 22	UT Rio Grande Valley OVCDN	6:30 p.m.	Feb. 4	Morehead State* OVCDN	4:15 p.m.
Nov. 28	at UMKC	6:35 p.m.		<i>Hall of Fame</i>	
Dec. 1	Central Arkansas	6:30 p.m.	Feb. 9	at SIU Edwardsville* OVCDN	7 p.m.
Dec. 4	at Indiana <small>ESPN2</small>	3 p.m.	Feb. 11	at Eastern Illinois* <small>AMERICAN SPORTS NETWORK</small>	1 p.m.
Dec. 7	Missouri State OVCDN	6:30 p.m.	Feb. 18	UT Martin* <small>AMERICAN SPORTS NETWORK</small>	11 a.m.
Dec. 10	Northern Kentucky OVCDN	2 p.m.	Feb. 23	Murray State* OVCDN	6:30 p.m.
	<u>Las Vegas Classic</u>		Feb. 25	Austin Peay* OVCDN	4:15 p.m.
Dec. 17	at Missouri State	5:05 p.m.		<u>OVC Tournament</u>	
Dec. 19	at DePaul	8 p.m.	Mar. 1	First Round	Nashville, Tenn.
Dec. 22	vs. Chicago State (Las Vegas)	2 p.m.	Mar. 2	Quarterfinals	Nashville, Tenn.
Dec. 23	vs. Troy/Cornell (Las Vegas)	TBA	Mar. 3	Semifinals	Nashville, Tenn.
Dec. 29	Henderson State OVCDN	5 p.m.	Mar. 4	Championship	Nashville, Tenn.
Dec. 31	Eastern Kentucky* OVCDN	2:30 p.m.			
Jan. 5	at Tennessee State* OVCDN	7:30 p.m.			
Jan. 7	at Belmont* OVCDN	7 p.m.			
Jan. 10	Tennessee Tech* OVCDN	6:30 p.m.			
Jan. 14	at UT Martin* OVCDN	6 p.m.			

All Times Central and Subject to Change
 Home Games in **Red**
 * Denotes Ohio Valley Conference Game
 OVCDN - OVC Digital Network



FOR TICKETS VISIT GOSOUTHEAST.COM OR CALL (573) 651-2113