



Southeast Missouri Redhawks
SOFTBALL MEDIA GUIDE
2015 SEASON

Southeast

Missouri State University™

Located

- ▶ Cape Girardeau, Mo.

Enrollment

- ▶ 12,087

Class Size


- ▶ Small classes with 98 percent of courses having fewer than 50 students

Academic Programs

- ▶ More than 200 areas of study including business, education, nursing, agriculture, science and technology, visual and performing arts

Athletics

- ▶ 15 NCAA Division I Teams





SOUTHEAST MISSOURI STATE REDHAWKS

TABLE OF CONTENTS

Intro to Redhawk Softball

Media Information.....	2-3
Southeast Softball Complex.....	4-5
Softball Facilities	6-7
Success Center.....	8-9
Community Service.....	10-11
Strength & Conditioning	12-13
Sports Medicine.....	14-15
President Dr. Kenneth W. Dobbins.....	16-17
Director of Athletics Mark Alnutt.....	18-19
Mission Statement.....	20

Season Preview

Season Outlook	22-23
Numerical/Alphabetical Roster.....	24
Radio/TV Roster.....	25
Schedule.....	26

Coaching Staff

Head Coach Mark Redburn.....	28-29
Assistant Coach Kerry Shaw.....	30
Assistant Coach Stephanie Winter	30

Player Profiles

Returns	32-53
Newcomers.....	54-55
Career Stats vs. OVC Foes.....	56-60

Year In Review

2014 Final Statistics	62
2014 Final OVC Statistics.....	63
2014 Season Results.....	64
2014 Hitting Statistics	65-66
2014 Pitching Statistics.....	67
2014 Miscellaneous Statistics	68

Opponents

2015 Opponents.....	70-77
All-Time Series Results (Since 1982) ...	77-84

Ohio Valley Conference

OVC History	86-91
2015 OVC Softball Tournament	92

Records & History

Honors & Awards.....	94-96
Miscellaneous Records.....	97
Postseason History.....	98
Hitting Records	99-100
Pitching Records.....	101



Single-Season Team Records.....	102
Coaching Records.....	103
1991 Softball Team	104
Year-by-Year Division I Results	105-110

This is Southeast

Southeast Missouri State University ...	112-117
Athletics Staff.....	118-120

Credits


The 2015 Southeast Missouri Softball Guide was written, edited and designed by Sports Information Director Jeff Honza. Cover design by Veda Barnett, Moll Printing. Additional graphics assistance provided by Tonya Wells and Krista Mayfield. Photography by Josh Russell, Aaron Eisenhauer, Marcus Painton, Marc Mahnke, Keith Hente, Pat Patterson and Bill Barrett. Additional assistance by Sports Information Assistant Sean Stevenson.



SOUTHEAST MISSOURI STATE REDHAWKS

Southeast Missouri Sports Information


One University Plaza MS 0200
Cape Girardeau, MO 63701
Phone: (573) 651-2294
Fax: (573) 651-2810



Jeff Honza
Director



Tyler Koonce
Assistant
Director



Sean Stevenson
Assistant



2014-15 Sport Assignments

Jeff Honza, Director

Football, Men's Basketball,
Women's Tennis, Softball
Office: (573) 651-2933
Cell: (618) 528-1145
Email: jhonza@semo.edu;
redhawk1@me.com

Tyler Koonce, Assistant Director

Secondary Football,
Women's Soccer,
Women's Basketball,
Gymnastics, Outdoor
Track & Field
Office: (573) 651-2937

Sean Stevenson, Assistant

Cross Country, Volleyball,
Indoor Track & Field, Baseball
Office: (573) 651-2294
Cell: (314) 620-0855
Email: sstevenson@semo.edu

GoSoutheast.com

Credentials

Credentials are required for entrance to the Southeast Softball Complex Press Box. To request season or single-game credentials, please contact Southeast Missouri Sports Information by phone at (573) 651-2933 or email at jhonza@semo.edu/redhawk1@me.com. Credentials can be picked up in the press box on gamedays.

Press Box Decorum

Professional decorum is expected at all times in the Southeast Softball Complex Press Box. Cheering or outward expression is strictly prohibited.

Photographers

Photographers are encouraged to use caution when shooting at the Southeast Softball Complex. Please check with the Southeast Sports Information Office regarding approval to shoot at the facility. Photographers are also required to adhere to all photo policies and work from designated areas.

Postgame Interviews

Anyone wishing to interview a Southeast student-athlete must notify Jeff Honza prior to the end of each game. Head Coach Mark Redburn and select student-athletes will be available on the field immediately following a 10-minute cooling off period. Media are not permitted to be in the dugout areas.

Softball Email List

If you would like to be added to the Redhawk softball email list to receive breaking news about the team, please email Jeff Honza.

GoSoutheast.com

GoSoutheast.com is the best source for up-to-date information on the Redhawk softball team.

Gameday Services

Statistics, rosters and game notes will be provided prior to each game/doubleheader. Final box scores and play-by-play accounts will also be distributed after all contests.

SOCIAL MEDIA



Facebook.com/GoSoutheast



@GoSoutheast



Pinterest.com/
GoRedhawks



YouTube.com/
GoSoutheast Redhawks

Live Stats

Live Stats for all Southeast Missouri home softball games can be accessed online at GoSoutheast.com.


OVC Digital Network

The 2014-15 season marks the third year for the OVC Digital Network which provides live games free on any device. Fans can watch four of Southeast Missouri's home softball games free of charge online at OVCDigitalNetwork.com. The Redhawks OVC Digital Network schedule is as follows:

March 14	vs. UT Martin (DH)	1 p.m.
April 8	vs. Southern Illinois	4 p.m.
April 26	vs. Eastern Illinois	1 p.m.



GOSOUTHEAST.COM




GOSOUTHEAST.COM

SPORTS TICKETS ATHLETIC DEPT FAN ZONE TRADITIONS REDHAWKS CLUB

SOFTBALL

ARCHIVED STORIES COACHING STAFF ROSTER SCHEDULE STATISTICS ADDITIONAL LINKS

TOP STORIES SOCIAL MEDIA SCHEDULES




REDHAWKS 11TH IN OVC PRESEASON SOFTBALL POLL

Southeast Missouri was picked 11th in the 2015 Ohio Valley Conference Preseason Softball Poll.

01.21.2015 / Softball

GOSOUTHEASTREDHAWKS
ON YOUTUBE




DONATE NOW

FREE VALENTINES GIFT!
WITH ANY PURCHASE OF \$40 OR MORE
LIMIT ONE PROMO PER ORDER. OFFER ENDS 2/19/15

GoSoutheastGear.com

PROMO CODE: 9171





SOUTHEAST MISSOURI STATE REDHAWKS



The Southeast Softball Complex will serve as the home of the Redhawks for the 16th year in 2015.

The complex contains three regulation softball fields, all of which have lights. The facility includes batting cages, an air-conditioned press box large enough to accommodate print and broadcast media, and bleacher seating for 600. In addition, there is a hill beyond the right field fence that provides fans with a unique view of the action.

Southeast played Northern Iowa in its first game at this facility on Mar. 6, 1999. Prior to that, the Redhawks played their home games at Parker Field, located in the heart of the Southeast Missouri campus.

The Southeast Softball

Complex was constructed as part of Southeast Missouri's effort to improve its sports facilities. At the time, that project also included new tennis courts, a FieldTurf artificial playing surface for the football and soccer teams, the resurfacing of the Abe Stuber track and new locker rooms for the volleyball, baseball and men's and women's basketball programs.

A windscreen along the outfield wall, state-of-the-art scoreboard and protective fencing in front of both dugouts are among the most recent upgrades to the Southeast Softball Complex.



Directions

From Illinois:

From Route 146, cross bridge and make a right at the first stoplight onto Sprigg Street. Follow Sprigg Street past the Show Me Center. The Southeast Softball Complex will be on the left hand side 1/8 of a mile past the Show Me Center.

From Interstate 55:

Take Exit 99 (Kingshighway). Follow signs toward Cape Girardeau. Make left onto Lexington and follow for two miles. Make right onto North Sprigg (not Old Sprigg which will come first). Follow for 1/4 mile and complex will be on the right.



Southeast Softball Complex Facts

Overall Record	123-112 (.523)
Field Dimensions	
Left	190
Center	220
Right	190
Capacity	600
Largest Crowd	293
vs. Western Kentucky (Mar. 3, 2001)	
Longest Game	3:31
vs. Eastern Illinois (Apr. 23, 2003)	
Shortest Game	1:00
Several times, last vs. Eastern Ky. (May 7, 2011)	
Most Innings	12
2x, last vs. Eastern Kentucky (May 8, 2011)	
First Game	vs. Northern Iowa (May 6, 1999)
First Win	5-1, vs. Harvard (Mar. 7, 1999)
First Home Run	Jenny Oermann
vs. Saint Louis (Mar. 24, 1999)	
First Win by a Pitcher	Christine Engelhardt
vs. Harvard (Mar. 7, 1999)	
First Run Scored	Michelle Frank
vs. Northern Iowa (Mar. 6, 1999)	
First Triple	Kelsey White
vs. Northern Iowa (Mar. 6, 1999)	
First Official At-Bat	Jackie Paulus
vs. Northern Iowa (Mar. 6, 1999)	
First Stolen Base	Anne Trieb
vs. Northern Iowa (Mar. 6, 1999)	

Southeast Softball Complex Records

Runs	17, vs. Lipscomb (Mar. 9, 2003)
Hits	16, vs. Tennessee St. (Apr. 21, 2012)
Doubles	6, 2x, last vs. IUPUI (Mar. 11, 2007)
Triples	3, vs. UT Martin (Apr. 6, 1999)
Walks	7, 3x, last vs. Tenn. St. (Apr. 8, 2006)
SB	5, vs. Morehead St. (Apr. 19, 2003)
Errors	8, vs. Eastern Ky. (Mar. 31, 2007)
Strikeouts	14, vs. Austin Peay (Apr. 14, 2007)

Southeast Softball Complex Opponent Records

Runs	14
by UT Martin (5/4/13)	
Hits	16
3x, last by UT Martin (5/4/13)	
Errors	7
3x, last by Austin Peay (Apr. 2, 2010)	



SOUTHEAST MISSOURI STATE REDHAWKS





SOFTBALL FACILITIES





SOUTHEAST MISSOURI STATE REDHAWKS



The Redhawk Success Center offers Southeast Missouri student-athletes a place to study and develop as students and campus leaders.

It is located in the Student Recreation Center, just south of Houck Stadium. The Redhawk Success Center offers a computer lab with 18 work terminals, study areas and rooms for group meetings.

The area is under the guidance of Director of Academic Services Sharon Burgard, Assistant Coordinator Sandy Wiemers and Graduate Assistants Karley Evans and Bethany Pfeiffer.

The beautiful facility has enhanced the outstanding work in the classroom already enjoyed by Southeast student-athletes. Last year,

the Redhawks combined for a 3.17 cumulative grade point average in the fall and spring semesters. Over 60 percent of all student-athletes recorded a 3.0 or higher GPA. Thirteen of Southeast's 15 intercollegiate athletic teams recorded a team GPA over 3.0. Additionally, Southeast student-athletes logged over 3,000 hours of community service over the 2013-14 academic year.

Tutors are available for all student-athletes as needed. In addition, both attendance and academic progress is monitored through regular checks with faculty.

A special course is required for all first time student-athletes at Southeast. The course, which offers three credit hours, is part of a comprehensive program developed to address study

skills and life skills topics, and thus, enhance retention and academic success for student-athletes.

Entering student-athletes are evaluated for academic preparedness and assigned to appropriate categories. Student-athletes can also receive individualized academic programs which include meeting with a mentor bi-weekly to discuss academic progress.

The Success Center

staff works to get athletes involved in campus and community projects, as well. This is done to provide a support structure and greater opportunity for academic success. Through the NCAA's CHAMPS/Life Skills Program, the Success Center gives student-athletes personal and professional skills in order to facilitate successful and productive futures.

ACADEMIC EXCELLENCE



2013-14 Notables

- Southeast Missouri finished third in the Ohio Valley Conference Commissioner's Cup for the second-straight year in 2013-14. The third-place finish matched the Redhawks highest in school history. Southeast accumulated a total of 107.5 points, a +3.25 increase in its point total from the previous year.
- Southeast Missouri's student-athletes finished the 2013-14 academic year with a 3.17 grade point average and had 13 teams maintain a 3.0 the entire year. In all, 197 individuals finished the year with a 3.0 or higher cumulative GPA accounting for 62.5 percent of the student-athlete population.
- A total of 60 student-athletes received their degrees, including 19 in the fall and 41 in the spring.
- For the fifth time in seven years, Southeast's women's gymnastics team posted the highest cumulative GPA among all NCAA programs as announced by the National Association of Collegiate Gymnastics Coaches/ Women (NACGC/W). The Redhawks 3.81 mark edged Western Michigan's 3.80 GPA.
- Southeast student-athletes logged over 3,000 community service hours in 2013-14. Redhawk student-athletes participated in a number of community service activities, including Feed My Starving Children, Pink Up Cape, Read to Succeed, Special Olympics, American Cancer Society benefit dinner and the SEMO Food Bank's Party for the Good.
- Southeast teams combined for five conference championships in 2013-14. The Redhawks won the OVC men's indoor track, men's and women's outdoor track titles, and baseball crown. Meanwhile, the women's gymnastics team won the Midwest Independent Conference championship.



SOUTHEAST MISSOURI STATE REDHAWKS



Student-athletes and coaches at Southeast Missouri are dedicated to giving back to the community that so generously supports them.

Redhawk softball student-athletes have opportunities to participate in a variety of community service activities each year. Community involvement helps provide a support structure and greater opportunity for academic success.

We are proud of the level of commitment shown by our student-athletes and always encourage them to participate in community service projects here at Southeast.





SOCIAL DEVELOPMENT





SOUTHEAST MISSOURI STATE REDHAWKS



Southeast Missouri's Strength and Conditioning program is committed to developing the total student-athlete through their experiences within a competitive training environment.

This will be accomplished by focusing on reducing the risk of injury and maximizing athletic potential through individual evaluation and program design.

The Southeast Missouri Strength and Conditioning program is under the direction of Ryan Johnson.

Redhawk student-athletes use various training facilities located inside the Student Recreation Center South.



Training Principles for Southeast Athletes:

1. Reduce the risk of injuries
 - If a student-athlete is injured, he/she will not be able to compete at practice or games.
2. Ensure the athletes are optimally prepared to compete
 - It is our responsibility to best manage all stressors that are placed on the student-athletes body in order to achieve the best results on the playing field.
3. Maximize athletic ability
 - We challenge each athlete, both physically and mentally, in order to achieve optimal results.

Exercises for Southeast Athletes are based on the following Principles:

1. Ground Based Movements
 - Athletes compete with their feet on the ground, and therefore, should train that way. The ability to produce force against the ground determines how fast athletes can run and how high they can jump.
2. Three-Dimensional Movements
 - Athletes must be able to stabilize themselves in all planes of movement. A fancy way of saying we use free weights (barbells/ dumbbells vs. machines).
3. Multi-Joint Movements
 - Very rarely in sport do athletes isolate one single joint at a time. Athletes can train more muscle mass at the same time.



COMPETITIVE SUCCESS



SOUTHEAST MISSOURI STATE REDHAWKS



Prevention. Treatment. Rehabilitation. Education. Those are the four primary phases of athletic training, and the Southeast Missouri athletic training staff strives to fulfill all of those areas when working with student-athletes on a daily basis.

Southeast student-athletes are offered the best care possible by the athletic training staff. The Sports Medicine department includes five full-time athletic trainers, six graduate assistants and several student assistants. The staff serves student-athletes around-the-clock at numerous facilities on campus.

The athletic trainers begin treatments and rehabilitation

starting as early as 6 a.m., and are available until the last student-athlete is through.

There are currently four athletic training facilities on campus. The staff treats out of the Rosengarten Athletic Complex, where the primary training room is located. There are two other satellite athletic training rooms, including one at Houck Field House and one at the Show Me Center.

The Southeast athletic training rooms are equipped with stationary bikes, hand weights, therapeutic modalities and the latest physical therapy equipment. Each component is strategically designed to not only give the student-athlete the best care, but also to aid

in returning to competition as quickly as possible.

Southeast Athletic Training has strong working relationships with local physicians and two hospitals in Cape Girardeau. It is from these hospitals that the Athletic Training department is assisted by four orthopedic physicians.

The Southeast Athletic Training program prides and commits itself to providing the best comprehensive, personalized and efficient

healthcare to its student-athletes. Delivery of healthcare focuses on the prevention and management of athletic-related injuries or illnesses, while adhering to the National Athletic Trainers' Board of Certification Standards of Professional Practice. Our high quality of athletic healthcare is provided in combination with the education of athletic training students.





ATHLETIC PERFORMANCE





SOUTHEAST MISSOURI STATE REDHAWKS



PRESIDENT DR. KENNETH W. DOBBINS

Dr. Kenneth W. Dobbins became the seventeenth president of Southeast Missouri State University on July 1, 1999 after serving as the University's Vice President of Finance and Administration from 1991 to 1993, and Executive Vice President from 1993 until his appointment as president. He previously held several positions in higher education administration at Kent State University in Ohio.

During his tenure at Southeast, academic programs have been enhanced including the establishment of the College of Science, Technology, and Agriculture and the Earl and Margie Holland School of Visual and Performing Arts which opened in fall 2007 on the new River

Campus. A comprehensive review of all academic and non-academic programs has been accomplished to maintain quality and minimize student fee increases in the face of significant state appropriation reductions. Southeast continues to be recognized nationally for many of its outstanding accredited academic programs. For the 11th year in a row, Princeton Review recognized the Master of Business Administration program on its list of "Best Business Schools." GetEducated.com listed Southeast #1 on the list of "Top 10 Ranked Best Values Online MBAs-AACSB-Accredited"; Southeast is recognized in the top tier of the Midwest best regional universities in U.S. News Best Colleges for 2014; and South-

east was again named among the "Best in the Midwest" by Princeton Review. Additionally, Militaryfriendlyschools.com lists Southeast among the top schools that embrace veterans as students, and recent freshmen survey data indicate that new students applied only to Southeast at a rate three times the national average.

Enrollment has increased significantly since a 20-year-low in 1994 when approximately 7,900 students attended Southeast. In fall 2005, enrollment topped 10,000 for the first time, and stood at more than 11,900 in 2013. Additionally, record enrollments in higher education have occurred in the University's 25-county service region during his tenure due to the establishment of

new regional campuses in Sikeston and Kennett and a higher education center at Perryville serving place-bound students in and near those rural communities.

During Dr. Dobbins' presidency more than \$400 million in capital construction and building improvement projects have enhanced the University. The Seabaugh Polytechnic Building and the \$58 million River Campus were constructed. In 2005, the Douglas C. Greene Center for Innovation and Entrepreneurship was opened, followed by the dedication of the state-of-the-art David M. Barton Agriculture Research Center in 2009, and the University's Autism Center for Diagnosis and Treatment in 2010. Southeast is known throughout the Midwest

for its modern and student-friendly residence halls. Vandiver Hall was completed in 2002; Merick Hall in 2009; and LaFerla Hall was dedicated in the fall of 2013. More than \$90 million in capital renovation projects were completed in 2013, including the renovation of the historic 108-year-old Academic Hall, and the remodeling and upgrades to the Magill and Rhodes sciences complex. Additionally, the University will open the River Campus Center, a new academic and residence hall center, at the River Campus in fall 2014.

Dr. Dobbins has served a two-year term as president of the Missouri Council on Public Higher Education (COPHE), the organization for presidents and chancellors of Missouri's public colleges and universities, and is the senior member of the organization. In 2007, he was selected to serve a three-year term on the American Association of State Colleges and Universities (AASCU) Board of Directors, an organization which represents over 420 U.S. public college and university members and more than 3.7 million students or 56 percent of the enrollment at all public four-year institutions. He was elected Secretary-Treasurer of the organization in 2008, chaired the organization in 2010-2011, and again serves on the AASCU Board. Also, for the past ten years, he has served as one of four faculty members for the week-long AASCU New Presidents' Academy, and currently chairs the Finance Committee of the American Aca-

ademic Leadership Institute. He previously served three years as president of the Ohio Valley Conference and is currently a member of the Conference finance subcommittee. In addition, he is the vice president for membership on the executive board of the Greater St. Louis Council, Boy Scouts of America, and was elected by local council associates to serve on the National Council, Boy Scouts of America. In 2010, he was awarded the Silver Beaver Award, the highest honor bestowed upon a Boy Scout volunteer by a council.

He earned his B.S. degree in accounting from the University of Akron (Ohio) in 1971 and served as a commissioned officer and civilian executive in the U.S. Air Force for almost 10 years. He received the M.B.A. degree in 1979 from Old Dominion University (Virginia) where he was awarded the 2001 Distinguished Alumni Award, and the Ph.D. in higher education administration in 1987 from Kent State, where in 2011, he was awarded the Alumni Leadership Award for the College of Education, Health and Human Services Annual Hall of Fame Awards. He is also a Certified Public Accountant in Ohio.

Dr. Dobbins and his wife, Jeanine Larson Dobbins, Founder and Director Emeritus of the Missouri Statewide Early Literacy Intervention Program based at Southeast, have a son, Paul, and a daughter-in-law, Stacey, who are both Southeast graduates, and two grandsons, Lincoln Kenneth and Brady Larson Dobbins.

Board of Regents



Doyle L. Privett
President



Kendra Neely-Martin
Vice President



Donald G. LaFerla



Daren Todd



Thomas M. Meyer



Jay B. Knudtson



Austin Cordell
Student Representative



SOUTHEAST MISSOURI STATE REDHAWKS



DIRECTOR OF ATHLETICS MARK ALNUTT

Southeast Missouri's Department of Athletics is thriving under the leadership of Mark Alnutt.

Southeast Athletics operates on the three core values of its mission -- Academic Excellence, Social Development and Competitive Success. As a result, the Redhawks are soaring in all of those areas.

Academically, Southeast student-athletes have combined for over a 3.1 cumulative grade point average in the fall and spring semesters each year with Alnutt at the helm. The 2013-14 campaign saw a total of 197 individuals achieve a 3.0 or higher cumulative GPA accounting for 62.5 percent of the student-athlete population. That success led to the Department of Athletics securing a 3.17 GPA with 13 teams maintaining a 3.0 or better the entire year.

Prior to that, the Redhawks accumulated a 3.12 GPA with 192 student-athletes getting a 3.0 or higher mark in 2012-13.

In line with academics, Alnutt strongly encourages coaches, administrators and student-athletes to be visible in the community. That being said, student-athletes have logged over 4,000 hours of community service in Alnutt's term as Director of Athletics. Pink Up Cape, Feed My Starving Children, Project Homeless Connect, Cape Girardeau Adopt-A-Street, Read to Succeed and Special Olympics are among the many community service opportunities the Redhawks have actively participated in.

Another valuable piece of Southeast's growth in athletics has been Alnutt's Redhawks Road Trip. The Redhawks Road Trip features a series of outreach events to give fans, alumni, supporters

and community members the chance to meet select coaches, student-athletes and administration from Southeast Athletics. Last year, the Redhawks made 11 different stops along the "I-55 Corridor," that stretch between St. Louis and Memphis which is so important from a branding, recruiting and fundraising standpoint.

Athletically, Southeast finished third in the Ohio Valley Conference Commissioner's Cup for the second-straight year in 2013-14. The Redhawks tallied 107.5 points, a +3.25 increase from the previous season. Those third-place finishes are the best in school history.

Southeast nearly had a clean sweep of the OVC track & field championships, winning the men's indoor and men's and women's outdoor crowns. The Redhawks also won the OVC baseball title and Midwest

Independent Conference women's gymnastics championship during the 2013-14 campaign. In all, Southeast teams have won six conference titles in Alnutt's first two years as Director of Athletics.

Alnutt was the driving force behind securing the first-ever NCAA football game at Busch Stadium in St. Louis. Longstanding regional-rivals Southeast Missouri and Southern Illinois met in the College Classic on Sept. 21, 2013.

Alnutt has made some new coaching hires as well. He introduced Tom Matukewicz as the Redhawks head football coach on Dec. 18, 2013 and Mark Redburn as the school's next head softball coach on June 26, 2014.

Since Alnutt officially took over as Director of Athletics on April 19, 2012, total giving to athletics has increased by

more than xx percent. As a result, the department raised over \$780,000 through various fundraising initiatives.

Prior to accepting his first job as Director of Athletics, Alnutt served as the Senior Associate Athletics Director at the University of Missouri.

Alnutt was the administrative liaison for football; supervised track and field, cross country, gymnastics and golf; spearheaded the department's project management team; served as the primary point person for the Athletic Department, overseeing all aspects of facility project master planning, development, management and implementation; and was involved with external department operations, including development, game operations, marketing, media relations, Mizzou Sports Properties and ticket operations.

Alnutt also managed postseason travel arrangements for each of the University of Missouri's 20 intercollegiate sport programs. He oversaw Missouri's Nike contract, the Big Wheels and Flying Tiger programs and the department's relationship with Old Hawthorne Golf Club. In 2009, he managed a \$5 million video board project through the University of Missouri Sports Complex with the centerpiece being a new board at Faurot Field. He also oversaw the design and construction of the new Golden Girls/Gymnastics practice facility in the fall of 2011. Alnutt was actively involved in the solicitation and stewardship efforts of capital gift giving, as well.

Alnutt spent six years at the University of Missouri as director of football operations, adding an assistant athletic

director title prior to the 2005-2006 season. In that role, his duties included coordinating the team's travel plans, overseeing the football budget, handling compliance issues, scheduling of facilities, assisting with recruiting operations and managing the day-to-day operations of the football program.

He coordinated public relations and community service events for football, and oversaw all organizational aspects for the University of Missouri's trips to the 2003 and 2005 Independence Bowl games played in Shreveport, La. He also represented the football program as part of the design team that planned the \$16 million expansion and renovation project which turned the Tom Taylor Building into the Missouri Athletics Training Complex.

Alnutt was a three-year letterman for the University of Missouri as a linebacker and tight end from 1993-1995 and was voted the team's champion of the year as a senior. He earned a degree in sociology in 1995 and went to work for Major Brands as a senior salesman in Kansas City from February 1996 to August 1997.

He returned to the University of Missouri to pursue a master's degree in public administration with an emphasis on sports psychology. He joined the Missouri football staff in 1998 as an administrative/video graduate assistant. Alnutt completed his master's degree in May 2000 and took over as director of football operations that August.

A native of Kansas City, Alnutt served as president of the board of directors for Big Brothers/Big Sisters of Boone County and was selected to participate in the 2002-2003

NCAA Leadership Institute for Ethnic Minority Males. In June 2005, he was recognized by Columbia Business Times as one of the Columbia's 40-Under-40 business leaders for his work in the community.

He has participated in the Division I-A Athletic Director's Institute, attended the NACDA Mentoring Institute and chaired the NCAA Women's Gymnastics committee. In 2010, he was the recipient of an Outstanding Chancellor's Staff recognition and the Barbara S. Uehling Award for Administrative Excellence at the University of Missouri.

Alnutt was selected to serve a four-year term on the NCAA Minority Opportunities and Interests Committee, effective Sept. 1, 2013.

The NCAA Minority Opportunities and Interests Committee (MOIC) was formed by the Association in January 1990 to review issues related to the interests of ethnic minorities and women. These issues focus on the education

and welfare of minority student-athletes, as well as the enhancement of opportunities for ethnic minorities and women in coaching, athletics, administration, officiating and the NCAA governance structure.

A year later, Alnutt was appointed to serve a four-year term on the NCAA Football Playing Rules Committee that will begin Sept. 1, 2014.

The mission of the NCAA Football Rules Committee is to govern the playing rules of collegiate football by: Acknowledging the traditions of sport; Soliciting input from various college constituencies; Examining existing regulations and making necessary modifications to create safe, practical, concise and enforceable rules; and influencing the long term vision and direction of NCAA football.

Alnutt and his wife, the former Kate Hankins, are the parents of four children, Jaren, Kinleigh, Mason and Aidan.





SOUTHEAST MISSOURI STATE REDHAWKS




The mission of Southeast Missouri State University Department of Athletics is to provide a first class, student-athlete centered collegiate experience emphasizing the core values of academic excellence, social development, and competitive success. The Department of Athletics strives to compete at the highest possible level in the Ohio Valley Conference and other conference affiliations. The principles of integrity, student welfare, sportsmanship, ethical conduct, rules compliance, equity and diversity, and the prudent management of resources are the foundation on which we operate.

MISSION STATEMENT



SEASON PREVIEW



Savannah Carpenter earned First-Team All-Ohio Valley Conference honors last season. Carpenter ranked second in the OVC with a single-season school record .424 batting average.



SOUTHEAST MISSOURI STATE UNIVERSITY

A new era in Southeast Missouri softball begins under the direction of first-year head coach Mark Redburn.

Redburn was introduced as the fourth head coach in Southeast softball history on June 26, 2014. He won 90 games in five years as head coach at the University of Evansville prior to coming to Cape Girardeau.

A native of St. Charles, Mo., Redburn inherits a roster of 19 players for his first season as the Redhawks coach. Included in that total are a pair of All-Ohio Valley Conference performers in Savannah Carpenter and Haylee Krack, and seven freshmen. Southeast also brings back seven position starters and two pitchers from a year ago.

"We are trying to get all of

the things we put together and learned from the fall in place," said Redburn. "Right now, we are trying to get our kids comfortable in knowing what we want and how we play the game. We have been focused on amping up our energy level in preparation for the upcoming season."

The 2015 squad marks the 39th team in Southeast softball history and here is an in-depth look at the Redhawks:

Catcher

Junior **Chelsea Smith** (Webb City, Mo.) and freshman **Riley Hayes** (Jefferson City, Mo.) are expected to share starting duties behind the plate this season.

Smith hit .227 with nine runs scored, four doubles and 11 RBI in 45 games

as the Redhawks starting catcher a year ago. She gunned down a OVC-best 19 baserunners in 43 starts.

Hayes joins the Redhawks from Jefferson City High School, where she was a two-time All-Region and All-District honoree. Hayes wrapped up her successful prep career by hitting .398 as a senior.

"Chelsea and Riley both do things well and kind of feed off each other a little bit," said Redburn. "I anticipate both of them seeing a lot of the action, especially early on."

Infield

Southeast's infield will be without OVC All-Newcomer selection **Haylee Krack** (Moline, Ill.), who is out for the season with an ACL injury. Krack will, however, be back with the Redhawks in 2016.

Krack was the only player to start all 45 games last season, making 32 of her starts at third base. She led the team with 10 home runs and ranked third in the OVC with a .589 slugging percentage in her first season at Southeast.

Fellow All-Conference honoree and junior **Savannah Carpenter** (Newbury Park, Calif.) will shift to the hot corner.

Carpenter, a First-Team All-OVC pick, made 21 of her 42 starts at first base last season. A NFCA Second-Team All-Region selection, Carpenter broke Southeast's single-season

record with a .424 batting average. She led the Redhawks in eight offensive categories, including hits (53), at-bats (125), doubles (9), triples (1), RBI (29), total bases (82), slugging percentage (.656) and on-base percentage (.483).

"Savannah has done a really good job and attacks the short game well," said Redburn. "She has embraced that and enjoys that position."

Freshman **Darby Pruett** (Corning, Ark.) is behind Carpenter at third.

Pruett was a First-Team All-State, All-Region and All-Conference selection at Naylor R-2 High School. She hit .570 with 11 home runs her senior year.

"Darby swings the bat well and hits for power," commented Redburn. "I know she will see some time in the lineup, especially offensively."

At shortstop, junior **Leah Duffe** (Moscow, Iowa) returns after making 36 starts there in her first year at Southeast last season.

Duffe hit .262 with 15 runs scored, three home runs and 14 RBI in 39 contests.

"Leah is learning our system and how we do things defensively in coverages," said Redburn. "She got some valuable experience at that position as a sophomore."

Freshman **India Davis** (Conyers, Ga.) will challenge at short.



Savannah Carpenter

Season Outlook

Davis attended Rockdale High School, earning All-Region honors three of her prep seasons.

Senior **Meaghan Touchette (Columbia, Ill.)** is the frontrunner at second base.

Touchette made 14 of her 27 starts at second base in 2014. She collected nine hits, three of which were home runs.

Duffe can also play second if the need arises.

Senior **Lindsey Patterson (Anna, Ill.)** is projected to start at first base.

Patterson hit .270 with 18 runs scored, three home runs and 15 RBI last season. She underwent labrum surgery over the summer, but enters the 2015 campaign at full strength.

"Lindsey has done a great job," said Redburn. "She has recovered well from her surgery and is pretty much 100 percent."

Senior **Jamie Woodworth (Sparta, Ill.)** will back up Patterson at first.

Woodworth is looking to build on a strong 2014 season which saw her rank second on the team with a .330 batting average.

Outfield

Although she was limited to eight games due to injury last season, senior **Alexis Anderson (Buford, Ga.)** is the heavy favorite in left field.

Anderson hit .346 with two doubles, two home runs and five RBI in just 26 at-bats leading up to her

injury a year ago.

Prior to that, Anderson garnered First-Team All-OVC honors after hitting .403 in 2013.

Like Anderson, newcomer **Kayla Fortner (Cedar Hill, Mo.)** has also had her share of injuries.

A senior, Fortner takes over as Southeast's starting center fielder. She started three years under Redburn at Evansville before transferring to Southeast. Fortner will play with an elbow brace.

"Kayla is a huge part of our outfield and directs both left and right field very well," said Redburn. "She is a smart, experienced player, who has an understanding of how we do things. She is a hard-working kid that plays hard even when she's hurt."

Fortner hit .288 and registered a .987 fielding percentage in 51 starts at UE last season.

Freshman **Taylor McDannold (Rocheport, Mo.)** is another newcomer who will start right away.

McDannold lettered all four years at Rock Bridge High School, where she took Second-Team All-State honors as a senior. She will be in right field.

"Taylor runs well and is very aggressive," said Redburn.

Sophomore **Nicole Deering (Nashville, Ill.)** along with freshmen **Shelby Eccles (Stone Mountain, Ga.)** and **Claire Wernig**



Lindsey Patterson

(Imperial, Mo.) add to the outfield depth.

Pitching

For the second year in a row, Southeast will rely heavily on a freshman inside the circle.

Rookie **Madeline Krumrey (Wildwood, Mo.)** is expected to assume the role as the Redhawks No. 1 pitcher.

"Maddie is going to see a lot of action for us and will probably be our No. 1," confirmed Redburn. "Mentally, I think Maddie can handle that role. She is used to a lot of success."

Krumrey was the St. Louis Metro Player and Suburban West Conference Pitcher of the Year at Eureka High School, where she helped lead the Wildcats to the state tournament three of

her four prep seasons. As a senior, she went 21-3 with a 0.90 ERA.

Sophomores **Aubrey Denno (North Newton, Kan.)** and **Keaira Schilling (Kirkville, Mo.)** are other viable arms.

Denno (5) and Schilling (4) combined for nine of Southeast's 11 wins as freshmen last season. Additionally, Schilling led the team with 76 strikeouts in 103 innings, while Denno followed with 48 Ks in 81.2 frames.

"Aubrey and Keaira have done a good job of embracing our pitching philosophies and styles," concluded Redburn. "They have made some adjustments mechanically and I think that has made them better going into this year."

Season Outlook

SOUTHEAST MISSOURI STATE UNIVERSITY

Numerical

No.	Name	Pos.	Ht.	B-T	Class	Hometown	High School/Previous College
1	Claire Wernig	OF	5-4	L-L	Fr.	Imperial, Mo.	Lutheran South H.S.
2	India Davis	INF	5-4	L-R	Fr.	Conyers, Ga.	Rockdale County H.S.
3	Alexis Anderson	UT	5-5	R-R	Sr.	Buford, Ga.	North Gwinnett Hoch H.S./Tallahassee CC
6	Riley Hayes	C	5-8	R-R	Fr.	Jefferson City, Mo.	Jefferson City H.S.
7	Meaghan Touchette	OF/INF	5-7	R-R	Sr.	Columbia, Ill.	Columbia H.S./Lake Land College
8	Haylee Krack	INF	5-8	R-R	Sr.	Moline, Ill.	United Township H.S./Kirkwood CC
9	Kayla Fortner	OF	5-7	R-R	Sr.	Cedar Hill, Mo.	Northwest H.S./Evansville
10	Darby Pruett	INF	5-6	R-R	Fr.	Corning Ark.	Naylor R-2 H.S.
11	Nicole Deering	OF	5-1	L-R	So.	Nashville, Ill.	Nashville H.S.
12	Keaira Schilling	P	5-9	R-R	So.	Kirksville, Mo.	Kirksville H.S.
14	Aubrey Denno	P	5-8	R-R	So.	North Newton, Kan.	Hesston H.S.
16	Leah Duffe	INF	5-7	R-R	Jr.	Moscow, Iowa	Wilton H.S./Kirkwood CC
18	Shelby Eccles	OF	5-0	L-R	Fr.	Stone Mountain, Ga.	Miller Grove H.S.
19	Madeline Krumrey	P	5-8	R-R	Fr.	Wildwood, Mo.	Eureka H.S.
20	Lindsey Patterson	UT	5-7	R-R	Sr.	Anna, Ill.	Anna-Jonesboro H.S.
21	Jamie Woodworth	C/UT	5-5	R-R	Sr.	Sparta, Ill.	Sparta H.S.
22	Taylor McDannold	OF	5-4	R-R	Fr.	Rocheport, Mo.	Rock Bridge H.S.
23	Chelsea Smith	C	5-5	R-R	Jr.	Webb City, Mo.	Webb City H.S.
24	Savannah Carpenter	INF	5-4	R-R	Jr.	Newbury Park, Calif.	Oaks Christian H.S.

Alphabetical

No.	Name	Pos.	Ht.	B-T	Class	Hometown	High School/Previous College
3	Alexis Anderson	UT	5-5	R-R	Sr.	Buford, Ga.	North Gwinnett Hoch H.S./Tallahassee CC
24	Savannah Carpenter	INF	5-4	R-R	Jr.	Newbury Park, Calif.	Oaks Christian H.S.
2	India Davis	INF	5-4	L-R	Fr.	Conyers, Ga.	Rockdale County H.S.
11	Nicole Deering	OF	5-1	L-R	So.	Nashville, Ill.	Nashville H.S.
14	Aubrey Denno	P	5-8	R-R	So.	North Newton, Kan.	Hesston H.S.
16	Leah Duffe	INF	5-7	R-R	Jr.	Moscow, Iowa	Wilton H.S./Kirkwood CC
18	Shelby Eccles	OF	5-0	L-R	Fr.	Stone Mountain, Ga.	Miller Grove H.S.
9	Kayla Fortner	OF	5-7	R-R	Sr.	Cedar Hill, Mo.	Northwest H.S./Evansville
6	Riley Hayes	C	5-8	R-R	Fr.	Jefferson City, Mo.	Jefferson City H.S.
8	Haylee Krack	INF	5-8	R-R	Sr.	Moline, Ill.	United Township H.S./Kirkwood CC
19	Madeline Krumrey	P	5-8	R-R	Fr.	Wildwood, Mo.	Eureka H.S.
22	Taylor McDannold	OF	5-4	R-R	Fr.	Rocheport, Mo.	Rock Bridge H.S.
20	Lindsey Patterson	UT	5-7	R-R	Sr.	Anna, Ill.	Anna-Jonesboro H.S.
10	Darby Pruett	INF	5-6	R-R	Fr.	Corning Ark.	Naylor R-2 H.S.
12	Keaira Schilling	P	5-9	R-R	So.	Kirksville, Mo.	Kirksville H.S.
23	Chelsea Smith	C	5-5	R-R	Jr.	Webb City, Mo.	Webb City H.S.
7	Meaghan Touchette	OF/INF	5-7	R-R	Sr.	Columbia, Ill.	Columbia H.S./Lake Land College
1	Claire Wernig	OF	5-4	L-L	Fr.	Imperial, Mo.	Lutheran South H.S.
21	Jamie Woodworth	C/UT	5-5	R-R	Sr.	Sparta, Ill.	Sparta H.S.

Head Coach: Mark Redburn (First Season/Missouri-St. Louis, 1993)

Assistant Coaches: Kerry Shaw (First Season/Missouri Western, 1993), Stephanie Winter (First Season/Michigan, 2008)

Roster Breakdown

Total Squad Members.....	19
Seniors	6
Juniors.....	3
Sophomores	3
Freshmen.....	7

By Position

Infielders.....	5
Pitchers	3
Catchers	2
Outfielders	6
Utility Players	3

Breakdown by State


Arkansas	1
California	1
Georgia	3
Illinois	5
Iowa	1
Kansas.....	1
Missouri	7

Pronunciation Guide

Leah Duffe.....	Duff-ee
Shelby Eccles.....	EK-les
Meaghan Touchette ...	Two-Shay


Numerical/Alphabetical Roster

1



Claire Wernig
OF • 5-4 • L/L • Fr.
Imperial, Mo.

2




India Davis
INF • 5-4 • L/R • Fr.
Conyers, Ga.

3




Alexis Anderson
UT • 5-5 • R/R • Sr.
Buford, Ga.

6



Riley Hayes
C • 5-8 • R/R • Fr.
Jefferson City, Mo.

7




Meghan Touchette
OF/INF • 5-7 • R/R • Sr.
Columbia, Ill.

8



Haylee Krack
INF • 5-8 • R/R • Sr.
Moline, Ill.

9



Kayla Fortner
OF • 5-7 • R/R • Sr.
Cedar Hill, Mo.

10



Darby Pruett
INF • 5-6 • R/R • Fr.
Corning, Ark.

11



Nicole Deering
OF • 5-1 • L/R • So.
Nashville, Ill.

12



Keaira Schilling
P • 5-9 • R/R • So.
Kirkville, Mo.

14



Aubrey Denno
P • 5-8 • R/R • So.
North Newton, Kan.

16




Leah Duffe
INF • 5-7 • R/R • Jr.
Moscow, Iowa

18




Shelby Eccles
OF • 5-0 • L/R • Fr.
Stone Mountain, Ga.

19



Madeline Krumrey
P • 5-8 • R/R • Fr.
Wildwood, Mo.

20




Lindsey Patterson
UT • 5-7 • R/R • Sr.
Anna, Ill.

21



Jamie Woodworth
C/UT • 5-5 • R/R • Sr.
Sparta, Ill.

22



Taylor McDannold
OF • 5-4 • R/R • Fr.
Rocheport, Mo.

23




Chelsea Smith
C • 5-5 • R/R • Jr.
Webb City, Mo.

24



Savannah Carpenter
INF • 5-4 • R/R • Jr.
Newbury Park, Calif.



Mark Redburn
Head Coach
First Year



Kerry Shaw
Assistant Coach
First Year



Stephanie Winter
Assistant Coach
First Year



Radio/TV Roster

SOUTHEAST MISSOURI STATE UNIVERSITY



Date	Opponent	Location	Time				
February 13	vs. Alabama State #	Monroe, La.	2 p.m.	April 11	at Murray State* (DH)	Murray, Ky.	1 p.m.
	at UL Monroe #	Monroe, La.	7 p.m.	April 12	at Murray State*	Murray, Ky.	1 p.m.
February 14	vs. Alabama State #	Monroe, La.	9 a.m.	April 18	Morehead State* (DH)	Cape Girardeau, Mo.	Noon
	vs. Grambling State #	Monroe, La.	1 p.m.	April 19	Eastern Kentucky* (DH)	Cape Girardeau, Mo.	Noon
February 15	vs. Grambling State #	Monroe, La.	10 a.m.	April 22	Saint Louis (DH)	Cape Girardeau, Mo.	4 p.m.
February 21	vs. Northern Iowa !	Memphis, Tenn.	9 a.m.	April 25	Eastern Illinois* (DH)	Cape Girardeau, Mo.	1 p.m.
	vs. Butler !	Memphis, Tenn.	11:30 a.m.	April 26	Eastern Illinois*	Cape Girardeau, Mo.	1 p.m.
February 22	vs. Nicholls State !	Memphis, Tenn.	Noon	April 29	at Arkansas (DH)	Fayetteville, Ark.	3 p.m.
	at Memphis !	Memphis, Tenn.	2 p.m.	May 2	at Austin Peay* (DH)	Clarksville, Tenn.	1 p.m.
February 28	vs. UMKC ^	Springfield, Mo.	10 a.m.	May 3	at Austin Peay*	Clarksville, Tenn.	1 p.m.
	at Missouri State ^	Springfield, Mo.	4 p.m.	May 6-9	OVC Tournament	TBA	TBA
March 1	vs. Saint Louis ^	Springfield, Mo.	Noon	All Dates and Times Subject to Change All Times Central and Subject to Change Home Games in Bold * Denotes Ohio Valley Conference Game # - Mardi Gras Classic (Monroe, La.) ! - Blues City Classic (Memphis, Tenn.) ^ - All-Missouri Cancer Classic (Springfield, Mo.) & - Southeast Games (Cape Girardeau, Mo.)			
	TBA	Springfield, Mo.	TBA				
March 6	Green Bay &	Cape Girardeau, Mo.	Noon				
	Northern Kentucky &	Cape Girardeau, Mo.	2 p.m.				
March 7	Western Illinois &	Cape Girardeau, Mo.	Noon				
	Cleveland State &	Cape Girardeau, Mo.	2 p.m.				
March 8	Western Illinois &	Cape Girardeau, Mo.	2 p.m.				
March 11	at Missouri (DH)	Columbia, Mo.	3 p.m.				
March 14	UT Martin* (DH)	Cape Girardeau, Mo.	1 p.m.				
March 15	UT Martin*	Cape Girardeau, Mo.	1 p.m.				
March 18	Indiana State (DH)	Cape Girardeau, Mo.	1 p.m.				
March 21	at Tennessee Tech* (DH)	Cookeville, Tenn.	Noon				
March 22	at Jacksonville State* (DH)	Jacksonville, Ala.	Noon				
March 28	SIU Edwardsville* (DH)	Cape Girardeau, Mo.	1 p.m.				
March 29	SIU Edwardsville*	Cape Girardeau, Mo.	1 p.m.				
April 3	at Tennessee State* (DH)	Nashville, Tenn.	Noon				
April 4	at Belmont* (DH)	Nashville, Tenn.	11 a.m.				
April 8	Southern Illinois	Cape Girardeau, Mo.	4 p.m.				

2015 Schedule

COACHING STAFF



A new era begins in Southeast Missouri softball under first-year head coach Mark Redburn. Redburn was hired as the fourth coach in the program's history June 26, 2014.





MARK REDBURN

Head Coach
First Year
Missouri-St. Louis, 1993



Mark Redburn has been hired as the next head softball coach at Southeast Missouri State University, Director of Athletics Mark Alnutt announced on June 26, 2014.

The fourth head coach in Southeast softball history, Redburn won 90 games in five years during his previous head coaching stint at the University of Evansville.

"After conducting a national search, we are very pleased to introduce Mark Redburn as the new head softball coach at Southeast Missouri State," said Senior Associate Director of Athletics and Softball Committee Chair Cindy Gannon. "Mark brings extensive knowledge of softball, a vast amount of coaching experience and a great passion for the sport. We are excited for Mark to begin his duties at Southeast and welcome him to the Redhawks family."

Redburn inherits a roster consisting of 20 players for his first season at Southeast. Included in that total are a pair of returning All-Ohio Valley Conference performers (Savannah Carpenter, Haylee Krack) and seven freshmen.

"I'm deeply honored for this opportunity to be at Southeast Missouri State University, a school I am very familiar with," said Redburn. "I look forward to working with this group and starting to move this program in the right direction. I want to make the state, community and

University extremely proud of what we are going to build here."

In 2014, Redburn coached a UE team with five starters that were underclassmen, including four freshmen and one sophomore. The Purple Aces achieved their highest batting average since 2007. Additionally, UE had a freshman lead the team in stolen bases and home runs.

Despite a season that allowed 53 games, the 2013 team had its best season in Redburn's five years at UE. Entering the Missouri Valley Conference Tournament as the No. 7 seed, the Purple Aces beat the No. 6, No. 3 and No. 2 seeds to make their first MVC Championship appearance since 2003. UE finished second with three players garnering All-Tournament team honors.

The 2013 campaign resulted in the most overall wins in a season since 2008 and the best regular-season and conference tournament finish since Redburn's arrival. UE continued its aggressive baserunning with 89 stolen bases, ranking second in the MVC. The pitching staff also rated fourth in the conference.

Redburn's 2012 club saw improvement as well, winning more games than it had the previous season. The Purple Aces stole 79 bases and had two all-conference and one National Fastpitch Coaches Association All-Region selection that year.

In 2011, Redburn exposed a young and inexperienced team to some of the top programs in the nation as UE played one of its most difficult schedules. Tennessee, Georgia Tech, Missouri, Ohio State, Texas Tech, South Alabama and Chattanooga were among the stiff competition.

Redburn quickly started to transform the UE program during his first year in 2010. The Purple Aces secured a berth in the MVC Tournament after winning 10 conference games. UE led the MVC with 31 doubles

and hit 36 home runs, while producing two all-conference picks.

Academically, Redburn's teams consistently enjoyed success. In fact, each of his last four UE teams accumulated a 3.1 or higher grade point average. He had several student-athletes obtain over a 3.5 GPA and earn academic recognition along the way.

"I want to commend Cindy Gannon and our search committee for the excellent job they did throughout this process," said Alnutt. "We are happy to welcome Mark Redburn to Southeast Missouri State. He has a lot of experience in this region and the work that he has done before Southeast demonstrates that he follows the core values of our mission to provide a first class collegiate experience to our softball student-athletes."

Prior to UE, Redburn spent three years as an assistant coach at the University of Missouri working primarily with the pitchers and catchers, and serving as recruiting coordinator.

He was part of a coaching staff that compiled an overall record of 137-53. The Tigers registered



Head Coach Mark Redburn



The Mark Redburn File

Hometown

St. Charles, Mo.

Family

Spouse: Tracy

Sons: Joe (19), Jack (16)

Education

• Missouri-St. Louis, Bachelor of Science in Special Education

• William Woods, Master of Education in Athletics/Activities Administration

Redburn's Year-by-Year Records

Year	School	Assignment	Record	Conf. Finish	Postseason
2002	St. Charles CC	Head Coach	8-18	-	-
2003	St. Charles CC	Head Coach	9-8	-	-
2004	St. Charles CC	Head Coach	10-10		
2005	Jefferson College	Head Coach	-	Program Preparation Year	-
2006	Jefferson College	Head Coach	49-16	1st Region 16	-
2007	Missouri	Assistant Coach	40-23, 13-4	3rd Big 12	-
2008	Missouri	Assistant Coach	47-17, 11-6	3rd Big 12	
2009	Missouri	Assistant Coach	50-12, 12-6	2nd Big 12	1st Big 12 Tourn., NCAA Midwest Regional Champions, NCAA Super Regional Champions, Eighth in College World Series
2010	Evansville	Head Coach	18-34, 10-16	17th MVC	-
2011	Evansville	Head Coach	12-42, 6-21	9th MVC	-
2012	Evansville	Head Coach	18-37, 8-19	8th MVC	-
2013	Evansville	Head Coach	23-30, 11-12	7th MVC	2nd MVC Tourn.
2014	Evansville	Head Coach	19-32, 7-19	10th MVC	-

Overall Record as a Head Coach: 166-227 (10 years)

Record at Evansville, 90-175, 42-87 Missouri Valley Conference (5 years)

Record at Jefferson College, 49-16 (2 years)

Record at St. Charles CC: 27-36 (3 years)

Record as a college assistant: 137-52 (3 years)

Redburn by the Numbers

- 19+ Academic All-Americans
- 11 NJCAA All-Region 16 Players
- 6 All-MVC Players
- 6 MVC Scholar-Athletes
- 4 All-Americans
- 4 MCCAC All-Conference Players
- 3 MVC Players of the Week

Coaching Honors

- 2009 Midwest Coaching Staff of the Year
- 2006 Region 16 and MCCAC Coach of the Year
- 2003 Region 16 Coach of the Year

a school record for victories (50), won the Big 12 Conference Tournament, won their Regional and defeated host UCLA in the Super Regional to advance to the College World Series in 2009. Overall, Redburn coached four all-conference pitchers, including USA National Team Pitcher Chelsea Thomas at Missouri.

Redburn began his collegiate coaching career as head coach at St. Charles (Mo.) Community College from 2001-04. He led the 2003 team to its first Region 16 championship and a seventh-place finish at the National Junior College Athletic Association Division I National Tournament. His 2004 squad set a school record with 33 victories.

Following his stay at St. Charles CC, Redburn spent two seasons as head coach of the new softball program at Jefferson College. In the program's first year of competition, 2006,

he led Jefferson to a 49-16 record, Region 16 championship and ninth-place finish at the NJCAA Division I National Tournament. Redburn was honored as the Midwest Community College Athletic Conference Coach of the Year following that season.

A native of St. Charles, Mo., Redburn graduated from the University of Missouri-St. Louis in 1993 and received his master's degree in Athletics/Activities Administration from William Woods University.

He and his wife, Tracy, have two sons, Joe and Jack.

Head Coach Mark Redburn

SOUTHEAST MISSOURI STATE UNIVERSITY



KERRY SHAW

Assistant Coach
First Year
Missouri Western, 1993



Kerry Shaw sets to begin his first season as an assistant coach with the Southeast Missouri softball program. Shaw will primarily work with the infielders and hitters.

Shaw, who has 20-plus years of experience, comes to Southeast after working as the head softball and baseball coach at Odessa High School.

A native of Bates City, Mo., Shaw has provided over 20 years of instruction to female fastpitch players and has directed and worked numerous collegiate and high school camps/clinics in softball and baseball. He was also an assistant baseball coach at Missouri Western State College in 1992-93.

In addition to his coaching and teaching tenure, Shaw enjoyed a successful playing career. He played two years for the USA Men's Fastpitch team and spent four seasons in minor league baseball with the San Francisco Giants organization (1988-91).

Shaw earned a Bachelor of Science degree in health and physical education at Missouri Western State College in 1993.



STEPHANIE WINTER

Assistant Coach
First Year
Michigan, 2008



Stephanie Winter is in her first year as an assistant coach with the Southeast Missouri softball program. Winter is in charge of the outfielders and serves as the Redhawks recruiting coordinator.

Winter, who hails from the St. Louis area, was an assistant coach the last two years at Saint Louis University. SLU achieved the best Atlantic-10 record in its 10 years in the conference, finished second in the A-10 in 2014, had six A-10 Tournament selections, four A-10 All-Academic honorees, four A-10 Rookie team picks and two First-Team A-10 performers with Winter on staff.

Prior to SLU, Winter worked two years as an assistant at Upper Iowa, where she served as the Peacocks' camp director, managed academics and planned the team's community service events in addition to her on-field responsibilities.

Winter began her full-time coaching career as an assistant at Northern Iowa, where she was a member of the 2009 Missouri Valley Conference softball Coaching Staff of the Year. She helped guide the Panthers to a pair of MVC Tournament appearances and oversaw the program's camps. UNI set a school record in MVC wins, had 10 All-MVC selections, four MVC All-Academic honorees and two State Farm Good Neighbor award-winners during the time Winter was there.

Winter played four seasons at the University of Michigan, where she was a member of the Wolverine teams that won the 2005 national championship, reached the 2004 Women's College World Series, competed in four NCAA regionals and three super regionals, and won four Big Ten Conference titles. She garnered Academic All-Big Ten accolades three times and was a four-time recipient of Michigan's academic achievement award.

A 2008 Michigan graduate with a bachelor's degree in kinesiology, Winter was a student assistant coach at her alma mater during the 2008 campaign. She recently received her master's degree in human performance from Lindenwood University.



Assistant Coaches

PLAYER PROFILES



Haylee Krack landed a spot on the Ohio Valley Conference All-Newcomer Team during her first year with the Redhawks in 2014. Krack hit 10 home runs, tying for sixth among Southeast's single-season leaders.



SOUTHEAST MISSOURI STATE UNIVERSITY



Prep: Attended North Gwinnett High School...Three-time All-County and two-time All-State honoree.

Personal: Born October 25, 1992...Majoring in Mass Communication and Public Relations...Daughter of Jennifer Anderson.



2014: Started all eight games she played in... Missed final 37 games due to injury and was later granted a medical hardship...Hit .346 with two doubles, two home runs and five RBI in 26 at-bats...Finished with a .654 slugging percentage and a .393 on-base percentage.

2013: Garnered First-Team All-Ohio Valley Conference, OVC All-Newcomer and Second-Team NFCA All-Mideast Region honors...Started 46 games, 41 of which were in center field...Hit .403 and led the Redhawks in several categories, including batting average, hits (54), slugging percentage (.600) and on-base percentage (.434)...Ranked second in the OVC and led the league with 40 hits in conference play...Became the first Southeast player to hit .400 or better in a season since 2008 (Megan McDonald)...Tied for second on the team with eight home runs and finished third with 26 RBI...Ranked second on the team with six stolen bases in eight attempts...Struck out just nine times in 144 at-bats...Led the Redhawks with 17 multiple-hit games...Knocked in two or more runs on six occasions...Narrowly missed hitting for the cycle when she went a perfect 4-for-4 with a double, home run, two runs scored, three RBI and two stolen bases at Murray State (3/16)...Pieced together a season-long 10-game hitting streak from Apr. 13-28...Posted a season-best five RBI vs. UT Martin (5/4)...Ranked third in the OVC in batting average.

Tallahassee CC: Made majority of her starts in center field and gained experience as a shortstop and third baseman...Began her junior college career earning First-Team Panhandle Conference and Gulf District All-Tournament honors as a freshman in 2011...Finished with a team-high .370 batting average in the leadoff spot...Contributed 10 home runs, 28 RBI and 14 stolen bases, helping lead her team to a third-place finish at the NJCAA World Series that year...Second-Team All-South Region pick in 2012...Earned All-Conference honors after hitting over .300 with nine home runs and 35 RBI...Posted 13 stolen bases.

Anderson's Career-Highs

At-Bats	5..... 4x, last vs. Houston Baptist (2/14/14)
Runs	3..... 2x, last vs. Southern Illinois (4/25/13)
Hits	4..... at Murray State (3/16/13)
Doubles	2..... vs. Grambling State (2/8/13)
Triples	1..... vs. Southern Illinois (4/25/13)
Home Runs	1..... 10x, last vs. Grambling State (2/16/14)
RBI	2..... 3x, last vs. Grambling State (2/15/14)
Stolen Bases	2..... at Murray State (3/16/13)

Alexis Anderson's Career Statistics at Southeast Missouri

Year	Avg.	GP-GS	AB	R	H	2B	3B	HR	RBI	TB	SLG%	BB	HBP	SO	GDP	OB%	SF	SH	SB-ATT	PO	A	E	FLD%
2013	.403	48-46	144	27	58	7	1	8	26	91	.632	7	1	9	0	.434	0	3	6-8	60	3	10	.863
2014	.346	8-8	26	7	9	2	0	2	5	17	.654	1	1	5	0	.393	0	0	1-1	5	1	0	1.000
Totals	.394	56-54	170	34	67	9	1	10	31	108	.635	8	2	14	0	.428	0	3	7-9	65	4	10	.873

Alexis Anderson's Career Statistics in Ohio Valley Conference Games


Year	Avg.	GP-GS	AB	R	H	2B	3B	HR	RBI	TB	SLG%	BB	HBP	SO	GDP	OB%	SF	SH	SB-ATT	PO	A	E	FLD%
2013	.500	24-24	80	19	40	5	0	7	19	66	.825	3	1	4	0	.524	0	1	3-5	33	1	5	.872

Returnees




3 Alexis Anderson

SOUTHEAST MISSOURI STATE UNIVERSITY



SAVANNAH CARPENTER

Infield • 5-4 • R/R • Junior
Newbury Park, Calif.
Oaks Christian H.S.



24

Personal: Born January 7, 1994...Majoring in Sports Medicine...Daughter of Scott and Teresa Carpenter...Her brother, Rudy, plays football at Arizona State University.



2014: First-Team All-Ohio Valley Conference selection...NFCA Second-Team All-Region performer...Started 42 of her 43 games played...Broke Southeast's single-season record with a .424 batting average...Led the OVC in that category and ranked second in the league in both slugging (.656) and on-base (.483) percentage...Led the Redhawks in eight offensive categories, including hits (53), doubles (9), triples (1), RBI (29) and total bases (82)... Finished second on the team with six home runs...Led the team in multi-hit games (17) and multi-RBI contests (9)... Committed only three errors on 187 chances...Had three hits, including a home run, and four RBI vs. Saint Louis (3/1)...Knocked in runners in three-consecutive games on three occasions during the season...One of six players in the OVC to hit over .400 on the year...Ranked fourth in the league, hitting .424 in conference games alone.

2013: OVC Commissioner's Honor Roll selection...Southeast Scholar-Athlete...Missed most of the season due to injury...Participated in 25 games, starting 18 at third base...Hit .288 with three runs scored, 17 hits, three doubles, a home run and seven RBI...Established season-highs in hits and RBI when she went 3-for-3 with a run scored, her first career home run and three runs batted in vs. Bowling Green (3/9)...Hit safely in six of her first eight games of the season...Registered four multiple-hit games and two multi-RBI performances...Made first career start at third base at Jackson State (2/7)...Was limited to six games in OVC play.

Prep: Hit over .400 in each of her four prep seasons at Oaks Christian High School...Three-year starter, who played both third base and catcher...Hit a career-best .467 with four home runs and 29 RBI as a senior...Boasted a .426 batting average with six homers and 38 RBI her junior year...Three-time First-Team All-County pick...Also played basketball and soccer.

Carpenter's Career-Highs	
At-Bats	5..... vs. Detroit (2/22/13)
Runs	2..... 3x, last Missouri Baptist (4/30/14)
Hits	3..... 5x, last vs. Missouri Baptist (4/30/14)
Doubles	2..... vs. Houston Baptist (2/15/14)
Triples	1..... vs. Loyola (2/22/14)
Home Runs	1..... 7x, last vs. Missouri Baptist (4/30/14)
RBI	4..... vs. Saint Louis (3/1/14)
Stolen Bases	1..... vs. Loyola (2/22/14)

Savannah Carpenter's Career Statistics at Southeast Missouri

Year	Avg.	GP-GS	AB	R	H	2B	3B	HR	RBI	TB	SLG%	BB	HBP	SO	GDP	OB%	SF	SH	SB-ATT	PO	A	E	FLD%
2013	.288	25-18	59	3	17	3	0	1	7	23	.390	8	0	13	1	.373	0	1	0-0	10	37	4	.922
2014	.424	43-42	125	17	53	9	1	6	29	82	.656	16	0	17	1	.483	2	2	1-1	161	23	3	.984
Totals	.380	68-60	184	20	70	12	1	7	36	105	.571	24	0	30	2	.448	2	3	1-1	171	60	7	.971

Savannah Carpenter's Career Statistics in Ohio Valley Conference Games

Year	Avg.	GP-GS	AB	R	H	2B	3B	HR	RBI	TB	SLG%	BB	HBP	SO	GDP	OB%	SF	SH	SB-ATT	PO	A	E	FLD%
2013	.000	6-0	5	0	0	0	0	0	0	0	.000	1	0	2	0	.167	0	0	0-0	0	0	0	.000
2014	.424	21-20	59	6	25	5	0	2	9	36	.610	6	0	9	0	.470	1	0	0-0	116	7	2	.984
Totals	.391	27-20	64	6	25	5	0	2	9	36	.563	7	0	11	0	.444	1	0	0-0	116	7	2	.984

Returnees



24 Savannah Carpenter

SOUTHEAST MISSOURI STATE UNIVERSITY



NICOLE DEERING

Outfield • 5-1 • L/R • Sophomore
Nashville, Ill.
Nashville H.S.



11



2014: Played in 43 games and made 30 starts as a true freshman...Hit .224 with four RBI and 12 runs scored... Led the team in stolen bases, going a perfect 8-of-8...Finished the year with five multi-hit games... Received the Ohio Valley Conference Medal of Honor for a perfect 4.0 GPA...Southeast Scholar-Athlete and OVC Commissioner's Honor Roll selection...Pounded out a season-high three hits vs. Belmont (4/5).

Prep: Four-year starter at Nashville High School, where she garnered First-Team All-Conference, All-Metro and All-South honors...Second-Team All-State honoree...Finished with a career batting average of .404, including a .463 mark as a senior...Her 34 walks in 2013 ranked 19th best in state history...Also scored 180 runs, the 17th-highest career total in the state...Hit .450 with a team-high 63 hits and 25 stolen bases as a junior...Helped the Hornets win the Class 2A state championship that year.

Personal: Born September 15, 1994...Majoring in Criminal Justice... Daughter of Randy and Keiko Deering.

Deering's Career-Highs

At-Bats	4..... at SIU Edwardsville (4/13/14)
Runs	2..... vs. Belmont (4/5/14)
Hits	3..... vs. Belmont (4/5/14)
Doubles	1..... at Eastern Kentucky (3/22/14)
Triples	-
Home Runs	-
RBI	1..... 4x, last at SIU Edwardsville (4/12/14)
Stolen Bases	1..... 8x, last at SIU Edwardsville (4/13/14)

Nicole Deering's Career Statistics at Southeast Missouri

Year	Avg.	GP-GS	AB	R	H	2B	3B	HR	RBI	TB	SLG%	BB	HBP	SO	GDP	OB%	SF	SH	SB-ATT	PO	A	E	FLD%
2014	.224	43-30	76	12	17	1	0	0	4	18	.237	5	0	18	0	.272	0	6	8-8	23	0	1	.958

Nicole Deering's Career Statistics in Ohio Valley Conference Games

Year	Avg.	GP-GS	AB	R	H	2B	3B	HR	RBI	TB	SLG%	BB	HBP	SO	GDP	OB%	SF	SH	SB-ATT	PO	A	E	FLD%
2014	.289	21-15	38	6	11	1	0	0	3	12	.316	2	0	10	0	.325	0	1	4-4	14	0	1	.933

Returnees



11 Nicole Deering

SOUTHEAST MISSOURI STATE UNIVERSITY




AUBREY DENNO

Pitcher • 5-8 • R/R • Sophomore
North Newton, Kan.
Hesston H.S.



14



2014: Appeared in 28 games and made 16 starts...Led the team with five wins as a freshman...Ranked second among all Redhawk pitchers with 48 strikeouts and third in innings pitched (81.2)...Longest outing of the season was 6.2 innings vs. Murray State (5/4)...Recorded a season-high seven strikeouts vs. Missouri-St. Louis (3/15)...Picked up first career win vs. Grambling State (2/15)...Did not allow a walk in her last 11.2 innings of the season...Southeast Scholar-Athlete and Ohio Valley Conference Commissioner's Honor Roll selection.

Prep: First-Team All-Conference performer at Hesston High School...Boasted a 2.10 ERA, 148 strikeouts and allowed just 36 walks in 100 innings as a junior...Limited opposing hitters to a .206 batting average and fashioned a 15-5 record that year, as well...Earned All-Central Kansas League honors multiple times during her career.

Personal: Born October 3, 1994...Majoring in Psychology...Daughter of Alan and Kerri Denno.

Denno's Career-Highs

Innings	6.2 vs. Murray State (5/4/14)
Fewest Hits	02x, last vs. Missouri Baptist (4/30/14)
Most Hits	72x, last vs. Missouri State (3/1/14)
Fewest Runs	06x, last vs. Missouri Baptist (4/30/14)
Most Runs	8 vs. Austin Peay (3/29/14)
Fewest Walks	010x, last vs. Murray State (5/4/14)
Strikeouts	7 vs. Missouri-St. Louis (3/15/14)

Aubrey Denno's Career Statistics at Southeast Missouri

Year	ERA	W-L	APP	GS	CG	SHO	SV	IP	H	R	ER	BB	SO	2B	3B	HR	AB	B/Avg.	WP	HBP	BK	SFA	SHA
2014	5.74	5-8	28	16	3	0	0	81.2	109	73	67	35	48	26	2	11	396	.321	1	11	0	2	8

Aubrey Denno's Career Statistics in Ohio Valley Conference Games


Year	ERA	W-L	APP	GS	CG	SHO	SV	IP	H	R	ER	BB	SO	2B	3B	HR	AB	B/Avg.	WP	HBP	BK	SFA	SHA
2014	5.00	2-3	13	7	1	0	0	35.0	50	25	25	15	23	15	1	5	172	.338	0	7	0	0	2

Returnees




14 Aubrey Denno

SOUTHEAST MISSOURI STATE UNIVERSITY




LEAH DUFFE

Infield • 5-7 • R/R • Junior
Moscow, Iowa
Wilton H.S./Kirkwood CC



16



2014: Started 36 of the 39 games she played...Hit .262 with three home runs, 14 RBI and 15 runs scored...Finished with a .383 slugging percentage and a 328 on-base percentage...Notched six multiple-hit games, including a team-best four-hit performance vs. Missouri Baptist (4/30)...Tied for third on the team with three multi-RBI games, including back-to-back three-RBI performances vs. Missouri Baptist (4/30)...Had a four-game hitting streak from Mar. 15-19.

Kirkwood CC: Hit .384 with 79 runs scored, 10 home runs, 44 RBI and 10 stolen bases in 59 games as a freshman at Kirkwood Community College in 2013...Kirkwood went 55-3 overall and a perfect 28-0 in the Iowa Community College Athletic Association.

Prep: First-Team All-Conference and All-State selection as both a junior and senior at Wilton High School...Won her team's Golden Glove Award in all of her prep seasons and was named Most Valuable Player her senior year.

Personal: Born November 14, 1993...Majoring in Nursing...Daughter of Joy Duffe.

Duffe's Career-Highs

At-Bats	4.....8x, last vs. Murray State (5/4/14)
Runs	3.....2x, last vs. Missouri Baptist (4/30/14)
Hits	4.....vs. Missouri Baptist (4/30/14)
Doubles	2.....vs. Murray State (5/4/14)
Triples	-
Home Runs	1.....3x, last vs. Missouri Baptist (4/30/14)
RBI	3.....2x, last vs. Missouri Baptist (4/30/14)
Stolen Bases	1.....vs. Belmont (4/5/14)

Leah Duffe's Career Statistics at Southeast Missouri

Year	Avg.	GP-GS	AB	R	H	2B	3B	HR	RBI	TB	SLG%	BB	HBP	SO	GDP	OB%	SF	SH	SB-ATT	PO	A	E	FLD%
2014	.262	39-36	107	15	28	4	0	3	14	41	.383	7	4	31	0	.328	1	2	1-1	65	64	13	.908

Leah Duffe's Career Statistics in Ohio Valley Conference Games


Year	Avg.	GP-GS	AB	R	H	2B	3B	HR	RBI	TB	SLG%	BB	HBP	SO	GDP	OB%	SF	SH	SB-ATT	PO	A	E	FLD%
2014	.219	23-21	64	7	14	2	0	0	5	16	.250	5	1	20	0	.286	0	1	1-1	44	37	7	.920

Returnees





16 Leah Duffe

SOUTHEAST MISSOURI STATE UNIVERSITY



HAYLEE KRACK

Infield • 5-8 • R/R • Senior
Moline, Ill.
United Township H.S./Kirkwood CC



Will miss the 2015 season due to an ACL injury.

2014: Only Redhawk to start all 45 games...Landed a spot on the Ohio Valley Conference All-Newcomer Team...Hit .298 with a team-high 10 home runs, 25 runs scored and 19 walks...Ranked second on the team and third in the OVC with a .589 slugging percentage...Tied for second on the team with nine multiple-hit games and five multiple-RBI contests... Had two home runs and four RBI in game two of a double-header at Saint Louis (4/23)...Drove in a season-best five RBI in the second game of a doubleheader vs. Austin Peay (3/29)...Put together a season-long six-game hitting streak from Apr. 23-30...Her 10 home runs tied for sixth among Southeast's single-season leaders.

Kirkwood CC: Hit .404 with 19 home runs, 15 doubles, 59 runs scored and 71 RBI her final season at Kirkwood Community College...Led her team in both doubles and RBI, while ranking second in home runs and fourth in runs scored...Two-year starter at third base...Began her junior college career hitting .385 with 67 hits, 61 runs scored, seven doubles, two triples, 17 home runs, 55 RBI and 25 walks as a freshman...First-Team All-Region selection and NJCAA All-American.

Prep: Four-year starter at Union Township High School, garnering All-Conference honors each of her prep campaigns...Four-time All-Metro pick and three-time winner of her team's Most Valuable Player Award...Earned honorable mention All-State honors as a senior and helped lead her team to back-to-back conference titles (2010, 2011).

Prep: Born November 18, 1992...Majoring in General Studies...Daughter of Jeff and Sharon Krack.

Krack's Career-Highs

At-Bats	4.....8x, last vs. Missouri Baptist (4/30/14)
Runs	3.....2x, last vs. Missouri Baptist (4/30/14)
Hits	3.....5x, last vs. Missouri Baptist (4/30/14)
Doubles	1.....6x, last vs. Missouri Baptist (4/30/14)
Triples	-
Home Runs	2.....at Saint Louis (4/23/14)
RBI	5.....vs. Austin Peay (3/29/14)
Stolen Bases	1.....2x, last at Eastern Kentucky (3/22/14)

Haylee Krack's Career Statistics at Southeast Missouri

Year	Avg.	GP-GS	AB	R	H	2B	3B	HR	RBI	TB	SLG%	BB	HBP	SO	GDP	OB%	SF	SH	SB-ATT	PO	A	E	FLD%
2014	.298	45-45	124	25	37	6	0	10	27	73	.589	19	5	30	1	.409	1	1	2-3	87	82	14	.923

Haylee Krack's Career Statistics in Ohio Valley Conference Games


Year	Avg.	GP-GS	AB	R	H	2B	3B	HR	RBI	TB	SLG%	BB	HBP	SO	GDP	OB%	SF	SH	SB-ATT	PO	A	E	FLD%
2014	.259	23-23	58	11	15	1	0	3	11	25	.431	10	4	17	1	.397	1	1	1-1	33	42	10	.882

Returnees



8 Haylee Krack

SOUTHEAST MISSOURI STATE UNIVERSITY



LINDSEY PATTERSON

Utility Player • 5-7 • R/R • Senior
Anna, Ill.
Anna-Jonesboro H.S.

20

2014: Started 34 games...Hit .270 with three home runs, 15 RBI and 18 runs scored...Finished with a .410 slugging percentage and .348 on-base percentage...Ranked third on the team with eight multiple-hit games, including a three-hit performance vs. Austin Peay (3/29)...Had two or more RBI on three occasions...Hit safely in each of her last five games of the season...Southeast Scholar-Athlete and Ohio Valley Conference Commissioner's Honor Roll selection.

2013: OVC Commissioner's Honor Roll selection and Southeast Scholar-Athlete...National Fastpitch Coaches Association All-America Scholar-Athlete...One of three Redhawks who started all 48 games...Hit .273 with 24 runs scored, seven doubles, two triples, eight home runs and 19 RBI...Had a .525 slugging percentage and drew a team-high 19 walks...Ranked fourth on the team in batting average, first in triples, second in both home runs and doubles, and fourth in RBI...Started 46 games as designated player, two at first base and one at pitcher...Tied for second on the team with 10 multi-hit games...Drove in two or more runs five times...Went 2-for-2 with two home runs, two runs scored and two RBI at Western Kentucky (3/21)...Also had two home runs vs. UT Martin (5/4)...Strung together a four-game hitting streak on two occasions...Had two doubles at Murray State (3/16)...Hit .300 as Southeast's third-best hitter in OVC play...Made 17 appearances and one start inside the circle...Fashioned a 3-2 record with a 5.11 ERA...Posted 10 strikeouts in 24.2 innings...Only start was vs. Mississippi State (2/24), where she struck out two in six innings.

2012: Hit .244 as a true freshman, starting 49 games as a designated player...Also started four games at first base...Led the team and tied for fifth in the OVC with 12 doubles...Had 40 hits, 25 runs scored and 28 RBI...Drew a team-high 18 walks...Ranked second on the team with five home runs and third in slugging percentage (.409)...Fashioned a 2-0 record with a 3.50 ERA in six relief appearances...Struck out five in 10 innings of work...Started all 29 conference games, hitting .286 with nine doubles, 15 runs scored, three home runs and 15 RBI...Hit first career home run in her third start of the season vs. Grambling State (2/11)...Registered four RBI in back-to-back starts (vs. Grambling State, 2/11; vs. UL-Monroe, 2/11)...Went 3-for-4 with a run scored, two doubles and four RBI vs. Morehead State (3/10)...Posted two or more hits on nine occasions...Added five multiple-RBI games...Had a five-game hitting streak from Feb. 11-24...Scored a run in five of her last six games of the season...OVC Medal of Honor recipient and Commissioner's Honor Roll selection...Garnered NFCA All-America Scholar-Athlete honors...Southeast Scholar-Athlete.

Prep: Four-year starter at Anna-Jonesboro High School...Never struck out more than five times in any of her prep seasons...Earned All-Conference honors...Hit .417 as a junior...Boasted a ERA of under 1.00 as both a sophomore (0.55) and freshman (0.80)...Helped lead her team to a conference, regional and sectional title, and an Elite Eight appearance in 2009...Garnered All-Tournament Team honors in volleyball...Played on the Southern Express travel team.

Personal: Born August 28, 1993...Majoring in Pre-Med...Daughter of Kirby and Donna Patterson.



Patterson's Hitting Career-Highs

At-Bats	5.....2x, last vs. Detroit (2/22/13)
Runs	3.....2x, last vs. Eastern Kentucky (4/20/13)
Hits	3.....3x, last vs. Austin Peay (3/29/14)
Doubles	2.....3x, last vs. Missouri Baptist (4/30/14)
Triples	1.....2x, last vs. Southern Illinois (4/25/13)
Home Runs	2.....2x, last vs. UT Martin (5/4/13)
RBI	4.....3x, last vs. Morehead State (3/10/12)
Stolen Bases	1.....3x, last vs. Morehead State (4/21/13)

Patterson's Pitching Career-Highs

Innings	6.0vs. Mississippi State (2/24/13)
Fewest Hits	06x, last at UL Monroe (2/14/14)
Most Hits	6vs. Mississippi State (2/24/13)
Fewest Runs	05x, last vs. SIU Edwardsville (3/30/13)
Most Runs	42x, last vs. SIU Edwardsville (3/29/13)
Fewest Walks	09x, last vs. Ball State (2/23/14)
Strikeouts	4vs. Detroit (2/22/13)

Returnees



Lindsey Patterson's Career Statistics at Southeast Missouri

Year	Avg.	GP-GS	AB	R	H	2B	3B	HR	RBI	TB	SLG%	BB	HBP	SO	GDP	OB%	SF	SH	SB-ATT	PO	A	E	FLD%
2012	.244	54-53	164	25	40	12	0	5	28	67	.409	18	8	24	0	.346	1	2	0-0	74	3	1	.987
2013	.273	48-48	139	24	38	7	2	8	19	73	.525	19	6	20	0	.384	0	0	3-3	45	3	0	1.000
2014	.270	34-34	100	18	27	5	0	3	15	41	.410	10	2	13	0	.348	0	1	0-0	80	0	1	.988
Totals	.261	136-135	403	67	105	24	2	16	62	181	.449	47	16	57	0	.360	1	3	3-3	199	6	2	.990
Year	ERA	W-L	APP	GS	CG	SHO	SV	IP	H	R	ER	BB	SO	2B	3B	HR	AB	Avg.	WP	HBP	BK	SFA	SHA
2012	3.50	2-0	6	0	0	0	0	10.0	9	7	5	7	5	0	0	1	46	.265	3	1	0	1	3
2013	5.11	3-2	17	1	0	0	0	24.2	27	26	18	19	10	5	1	4	129	.267	11	5	1	2	2
2014	21.00	0-0	2	0	0	0	0	1.0	4	3	3	1	0	1	1	0	7	.667	0	0	0	0	0
Totals	5.10	5-2	25	1	0	0	0	35.2	40	36	26	27	15	6	2	5	182	.284	14	6	1	3	5

Lindsey Patterson's Career Statistics in Ohio Valley Conference Games

Year	Avg.	GP-GS	AB	R	H	2B	3B	HR	RBI	TB	SLG%	BB	HBP	SO	GDP	OB%	SF	SH	SB-ATT	PO	A	E	FLD%
2012	.286	29-29	91	15	26	9	0	3	15	44	.484	8	5	15	0	.371	1	1	0-0	31	1	1	.970
2013	.300	24-24	70	12	21	3	0	3	4	33	.471	9	4	7	0	.410	0	0	2-2	8	1	0	1.000
2014	.250	17-17	48	8	12	2	0	2	6	20	.417	4	0	9	0	.308	0	1	0-0	0	0	0	.000
Totals	.282	70-70	209	35	59	14	0	8	25	97	.464	21	9	31	0	.371	1	2	2-2	39	2	1	.976
Year	ERA	W-L	APP	GS	CG	SHO	SV	IP	H	R	ER	BB	SO	2B	3B	HR	AB	Avg.	WP	HBP	BK	SFA	SHA
2012	4.20	1-0	2	0	0	0	0	1.2	1	2	1	1	1	0	0	0	7	.200	1	0	0	0	1
2013	6.81	2-0	11	0	0	0	0	12.1	15	15	12	11	3	3	0	4	69	.283	3	3	0	1	1
Totals	6.50	3-0	13	0	0	0	0	14.0	16	17	13	12	4	3	0	4	76	.276	4	3	0	1	2



20 Lindsey Patterson

SOUTHEAST MISSOURI STATE UNIVERSITY



KEAIRA SCHILLING

Pitcher • 5-9 • R/R • Sophomore
Kirkville, Mo.
Kirkville H.S.

2014: Started 16 of her 30 appearances...Picked up four wins and recorded a 5.84 ERA in a team-high 103 innings of work... Pitched seven complete games...Picked up first career shutout vs. Grambling State (2/16)...Led the Redhawks with 76 strikeouts... Only committed one error in 37 chances...Had a season-high 11 strikeouts vs. Grambling State (2/16)... Struck out five or more hitters in five outings.

Prep: North Central Missouri All-Conference pick at Kirkville High School...Compiled a 12-7 record and 1.74 ERA with 102 strikeouts and only 19 walks in 81 innings as a junior...Hit .351 and registered 214 strikeouts and a 1.11 ERA with the Club Elite Classics summer league team.

Personal: Born July 12, 1995...Majoring in Nursing...Daughter of Joe and Michele Schilling.



Schilling's Career-Highs

Innings	7.0 5x, last vs. Murray State (5/3/14)
Fewest Hits	1 3x, last vs. Murray State (5/3/14)
Most Hits	11 at SIU Edwardsville (4/12/14)
Fewest Runs	0 3x, last at Saint Louis (4/23/14)
Most Runs	9 2x, last vs. Jacksonville State (4/18/14)
Fewest Walks	0 7x, last vs. Missouri Baptist (4/30/14)
Strikeouts	11 vs. Grambling State (2/16/14)

Keaira Schilling's Career Statistics at Southeast Missouri

Year	ERA	W-L	APP	GS	CG	SHO	SV	IP	H	R	ER	BB	SO	2B	3B	HR	AB	B/Avg.	WP	HBP	BK	SFA	SHA
2014	5.84	4-15	30	16	7	1	0	103.0	137	97	86	50	76	30	0	9	506	.320	10	11	1	6	11

Keaira Schilling's Career Statistics in Ohio Valley Conference Games

Year	ERA	W-L	APP	GS	CG	SHO	SV	IP	H	R	ER	BB	SO	2B	3B	HR	AB	B/Avg.	WP	HBP	BK	SFA	SHA
2014	6.24	1-9	14	8	5	0	0	55.0	79	56	49	23	38	18	0	4	278	.342	3	10	1	4	10

Returnees



12 Keaira Schilling

SOUTHEAST MISSOURI STATE UNIVERSITY



CHELSEA SMITH

Junior • 5-5 • R/R • Junior
Webb City, Mo.
Webb City H.S.



23



2014: Started 43 of the 45 games she played...Hit .227 with four doubles, 11 RBI and nine runs scored...Collected four multiple-hit games and two multiple-RBI performances...Ranked fifth in the Ohio Valley Conference with nine sacrifice-bunts...Led the OVC in runners picked off (4)...Gunned down a league-best 19 baserunners...Went a perfect 3-for-3 with an RBI and a run scored vs. Grambling State (2/15)...Southeast Scholar-Athlete.

2013: OVC All-Newcomer honoree as a true freshman...Southeast Scholar-Athlete and OVC Commissioner's Honor Roll selection...Hit .265 with 10 runs scored, 30 hits, five doubles, a triple and 12 RBI in 45 games and 38 starts as the Redhawks catcher...Had multiple-hits six times and drove in two or more runs on two occasions...Collected a season-high three hits when she went 3-for-4 with a run scored, double and RBI vs. Indiana State (3/13)...Hit first career triple when she finished 2-for-3 with a run scored and two RBI at Tennessee State (3/24)...Hit safely and scored in three-straight games from Mar. 13-16...Gunned down 16 baserunners, third-best in the OVC...Hit .219 with four runs, three doubled and eight RBI in 23 conference starts.

Prep: Hit .391 with 15 doubles, five home runs and 31 RBI en route to All-State honors as a senior at Webb City High School...Four-year starting catcher who helped lead her team to a third-place finish at the 2008, 2010 and 2011 State Tournaments...All-District and All-Conference selection...Earned First-Team All-Conference honors in three seasons...Member of National Honor Society.

Personal: Born October 1, 1993...Majoring in Exercise Science...Daughter of Gary Smith and Melinda Blanchard.

Smith's Career-Highs

At-Bats	4.....10x, last vs. Murray State (5/4/14)
Runs	2.....vs. Austin Peay (3/29/14)
Hits	3.....2x, last vs. Grambling State (2/15/14)
Doubles	1.....9x, last vs. Murray State (5/3/14)
Triples	1.....at Tennessee State (3/24/13)
Home Runs	-.....-
RBI	3.....vs. Murray State (5/3/14)
Stolen Bases	1.....at UT Martin (4/26/14)

Chelsea Smith's Career Statistics at Southeast Missouri

Year	Avg.	GP-GS	AB	R	H	2B	3B	HR	RBI	TB	SLG%	BB	HBP	SO	GDP	OB%	SF	SH	SB-ATT	PO	A	E	FLD%
2013	.265	45-38	113	10	30	5	1	0	12	37	.327	2	2	22	2	.291	0	4	0-1	140	25	9	.948
2014	.227	45-43	119	9	27	4	0	0	11	31	.261	7	1	23	1	.276	0	9	1-1	165	38	3	.985
Totals	.246	90-81	232	19	57	9	1	0	23	68	.293	9	3	45	3	.283	0	13	1-2	305	63	12	.968

Chelsea Smith's Career Statistics in Ohio Valley Conference Games

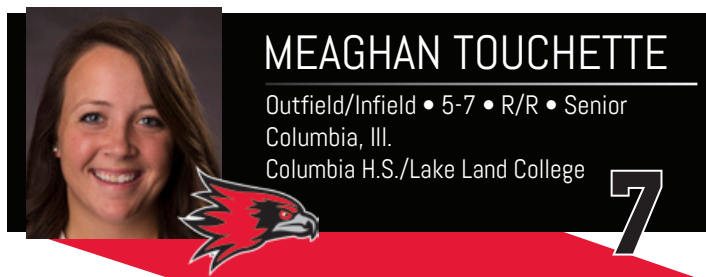
Year	Avg.	GP-GS	AB	R	H	2B	3B	HR	RBI	TB	SLG%	BB	HBP	SO	GDP	OB%	SF	SH	SB-ATT	PO	A	E	FLD%
2013	.219	24-23	64	4	14	3	1	0	8	19	.297	2	1	17	1	.254	0	1	0-0	63	9	2	.973
2014	.234	23-23	64	6	15	4	0	0	8	19	.297	4	0	8	0	.279	0	4	1-1	85	21	0	1.000
Totals	.227	47-46	128	10	29	7	1	0	16	38	.297	6	1	25	1	.267	0	5	1-1	148	30	2	.989

Returnees



23 Chelsea Smith

SOUTHEAST MISSOURI STATE UNIVERSITY



2014: Played in 31 games and made 27 starts...Collected nine hits in 69 at-bats...Tied for third on the team in home runs (3) and fifth in RBI (12)...Also scored seven runs...Homered in back-to-back games at Evansville (3/20)...Southeast Scholar-Athlete and Ohio Valley Conference Commissioner's Honor Roll selection.

Lake Land College: Two-year starter who helped lead the Lakers to back-to-back Great Rivers Athletic Conference and Region 24 titles...Lake Land College made the NJCAA National Tournament the last two years...First-Team All-GRAC and All-Region 24 selection...Hit .415 during her first year with the Lakers in 2012...Made the National Coaches Association Academic All-America Team.

Prep: Hit .455 as a senior at Columbia High School, where she graduated in 2011...Garnered All-Conference, All-Area and All-State honors...Finished her high school career with a .390 batting average, 143 hits and 97 RBI.

Personal: Born July 22, 1993...Majoring in Exercise Science...Daughter of David and Rebecca Touchette.

Touchette's Career-Highs

At-Bats	4..... 2x, last at Eastern Kentucky (3/22/14)
Runs	1..... 7x, last vs. Murray State (5/3/14)
Hits	1..... 9x, last vs. Missouri Baptist (4/30/14)
Doubles	1..... 2x, last Austin Peay (3/30/14)
Triples	-
Home Runs	1..... 3x, last vs. Austin Peay (3/29/14)
RBI	3..... at Evansville (3/20/14)
Stolen Bases	1..... at Morehead State (3/23/14)

Meaghan Touchette's Career Statistics at Southeast Missouri

Year	Avg.	GP-GS	AB	R	H	2B	3B	HR	RBI	TB	SLG%	BB	HBP	SO	GDP	OB%	SF	SH	SB-ATT	PO	A	E	FLD%
2014	.130	31-27	69	7	9	2	0	3	12	20	.290	8	0	29	0	.215	2	0	1-1	31	27	7	.892

Meaghan Touchette's Career Statistics in Ohio Valley Conference Games

Year	Avg.	GP-GS	AB	R	H	2B	3B	HR	RBI	TB	SLG%	BB	HBP	SO	GDP	OB%	SF	SH	SB-ATT	PO	A	E	FLD%
2014	.096	22-21	52	4	5	1	0	1	6	9	.173	7	0	25	0	.200	1	0	1-1	24	20	6	.880

Returnees



7 Meaghan Touchette

SOUTHEAST MISSOURI STATE UNIVERSITY



JAMIE WOODWORTH

Catcher/Utility Player • 5-5 • R/R • Senior
Sparta, Ill.
Sparta H.S.

21

Personal: Born March 29, 1993...Majoring in Pre-Veterinary Science... Daughter of Ron and Laura Woodworth...Her father attended Eastern Illinois University, while her mother went to both Murray State and SIU Edwardsville.



2014: Saw action in 38 games and made 29 starts...Ranked second on the team with a .330 batting average...Had two home runs, 12 RBI and 11 runs scored...Ranked second on the team with seven doubles...Boasted a .477 slugging percentage and a .406 on-base percentage...Tied for third on the team with three multiple-RBI games...Hit first career home run vs. Missouri Baptist (4/30)...Strung together a five-game hitting streak from Apr. 23-30...Won Southeast's team MVP award...Southeast Scholar-Athlete.

2013: Ohio Valley Conference Commissioner's Honor Roll selection and Southeast Scholar-Athlete...National Fastpitch Coaches Association All-America Scholar-Athlete...Played in 25 games and made 11 starts...Started 10 games at catcher and one in left field...Hit .235 with one run scored, eight hits, four doubles and two RBI...Had a season-high two hits vs. Evansville (4/2)...Went 2-for-3 with two doubles against the Purple Aces...Singled home a run vs. Eastern Kentucky (4/20) and UT Martin (5/4)...Hit .286 with four of her hits in OVC play.

2012: Saw limited action, playing in nine games...Made five starts at catcher...Had one hit, two runs scored, a double and four RBI...Finished with a season-high three RBI vs. Middle Tennessee (4/11)...Also had a two-out, two-RBI double in that game...OVC Commissioner's Honor Roll selection...Named NFCA All-America Scholar-Athlete...Southeast Scholar-Athlete.

Prep: Four-year starter at Sparta High School...All-South, All-Conference and All-Area selection...Named All-State as a senior...Hit .377 with one home run and 13 RBI as a sophomore...Played four different positions, including catcher, third base, shortstop and right field during her high school career...Won her team's Newcomer Award as a freshman...Also played volleyball and basketball...Boasted a perfect 4.0 grade point average and won several academic awards.

Woodworth's Career-Highs

At-Bats	4..... 4x, last vs. Murray State (5/3/14)
Runs	3..... at Saint Louis (4/23/14)
Hits	3..... at Saint Louis (4/23/14)
Doubles	2..... 2x, last at Saint Louis (4/23/14)
Triples	-.....
Home Runs	1..... 2x, last vs. Murray State (5/4/14)
RBI	3..... vs. Middle Tennessee (4/11/12)
Stolen Bases	1..... 4x, at Evansville (3/20/14)

Jamie Woodworth's Career Statistics at Southeast Missouri

Year	Avg.	GP-GS	AB	R	H	2B	3B	HR	RBI	TB	SLG%	BB	HBP	SO	GDP	OB%	SF	SH	SB-ATT	PO	A	E	FLD%
2012	.083	9-5	12	2	1	1	0	0	4	2	.167	1	0	4	1	.154	0	0	0-1	17	3	1	.952
2013	.235	25-11	34	1	8	4	0	0	2	12	.353	0	2	13	0	.270	1	0	2-2	29	6	2	.946
2014	.330	38-29	88	11	29	7	0	2	12	42	.477	6	6	8	1	.406	1	3	2-2	46	8	1	.982
Totals	.284	72-45	134	14	38	12	0	2	18	56	.418	7	8	25	2	.351	2	3	4-5	92	17	4	.965

Jamie Woodworth's Career Statistics in Ohio Valley Conference Games


Year	Avg.	GP-GS	AB	R	H	2B	3B	HR	RBI	TB	SLG%	BB	HBP	SO	GDP	OB%	SF	SH	SB-ATT	PO	A	E	FLD%
2012	.000	3-0	3	0	0	0	0	0	0	0	.000	0	0	1	0	.000	0	0	0-0	1	0	0	1.000
2013	.286	13-2	14	0	4	1	0	0	2	5	.357	0	1	3	0	.313	1	0	1-1	1	0	0	1.000
2014	.308	19-18	52	3	16	3	0	1	5	22	.423	3	2	2	1	.368	0	3	0-0	27	4	0	1.000
Totals	.290	35-20	69	3	20	4	0	1	7	27	.391	3	3	6	1	.342	1	3	1-1	29	4	0	1.000

Returnees




21 Jamie Woodworth

SOUTHEAST MISSOURI STATE UNIVERSITY



INDIA DAVIS
Infield • 5-4 • L/R • Freshman
Conyers, Ga.
Rockdale County H.S.



2

Prep: Attended Rockdale County High School and lettered all four years...Earned All-Region honors her first three years...As a senior, she hit .566 with 10 RBI and 28 runs scored...Set school record for stolen bases...Also competed in track and field.

Personal: Born June 26, 1996...Majoring in Exercise Science...Daughter of Frederick and Donna Davis...Her brother Mason played collegiate baseball at The Citadel and was drafted in the 19th round by the Miami Marlins in 2014.




SHELBY ECCLES
Outfield • 5-0 • L/R • Freshman
Stone Mountain, Ga.
Miller Grove H.S.




18

Prep: Attended Miller Grove High School and lettered all four years...Named Player of the Year...Earned first team honors for All-State and All-County...As a senior, she led the team with a .675 batting average. Helped team win the regional championship...The first player to sign from her school...Also competed in track and field.

Personal: Born November 3, 1995...Majoring in Exercise Science...Daughter of Walter and Paula Eccles.



KAYLA FORTNER
Outfield • 5-7 • R/R • Senior
Cedar Hill, Mo.
Northwest H.S./Evansville



9

Evansville: Started and lettered three years under current Southeast Missouri head coach Mark Redburn...Helped lead the Purple Aces to a second-place Missouri Valley Conference finish in 2013...Played outfield and first base...Had a terrific 2014 season, hitting .288 in 51 starts.. Recorded 300 putouts, nine assists and had a .987 fielding percentage. Tallied 40 hits and 28 RBI to go along with nine doubles and 10 home runs tying for fourth among UE's single-season leaders...Walked a team-high 30 times, was hit-by-pitch on six occasions and collected six stolen bases...Finished her UE career among the school's all-time leaders in RBI (4th, 97), home runs (2nd, 24), slugging percentage (3rd, .555), on-base percentage (2nd, .446), walks (2nd, 95), hit-by-pitch (5th, 16), sacrifice flies (3rd, 6) and fielding percentage (5th, .986).

Prep: Earned letters in four sports at Northwest High School and graduated in 2011...Named 2011 Athlete of the Year... 2011 St. Louis Post-Dispatch Athlete of the Year...First-Team All-Conference, All-Region, and All-Metro honoree...Played for Worth Prospects and were USSSA World Series Champs in 2007.

Personal: Born February 25, 1993...Majoring in Secondary Math Education...Daughter of Greg and Debra Fortner...Her sister Brittany plays softball at Wichita State.



RILEY HAYES
Catcher • 5-8 • R/R • Freshman
Jefferson City, Mo.
Jefferson City H.S.




6


Prep: Two-time All-Region and All-District performer at Jefferson City High School...Four-year letterwinner...Helped lead her team to district and regional titles in 2012...Hit .398 as a senior.

Personal: Born April 10, 1996...Majoring in Journalism-Multimedia Broadcast...Daughter of Greg and Sherri Hayes... Her sister, Marli, plays softball at Columbia College.

Newcomers




MADELINE KRUMREY
Pitcher • 5-8 • R/R • Freshman
Wildwood, Mo.
Eureka H.S.




19

Prep: Named St. Louis Metro Player of the Year and Suburban West Conference Pitcher of the Year at Eureka High School...Four-year letterwinner...Earned First-Team All-State honors as a junior and senior...Garnered First-Team All-Region, All-District and All-Conference accolades her last three prep seasons...Won the Wendy's High School Heisman award...Set the record for most wins in school history...As a senior, she posted a 21-3 record with a 0.90 ERA...Helped lead the team to a third-place finish at state in 2013...Recorded a 4.16 GPA in the classroom...Member of National Honor Society and Student Council...Also played basketball and lacrosse.

Personal: Born June 27, 1996...Majoring in Accounting...Daughter of Steven and Lisa Krumrey.




TAYLOR MCDANNOLD
Outfield • 5-4 • R/R • Freshman
Rocheport, Mo.
Rock Bridge H.S.




22

Prep: Lettered all four years as a prep at Rock Bridge High School...Second-Team All-State honoree as a senior...Garnered First-Team All-District accolades as a sophomore and senior...Made it to state all four years as a member of the track team...Received academic honors and finished with a 3.6 GPA.

Personal: Born July 2, 1995...Undecided on her major...Daughter of Gregory and Sandy McDannold.




DARBY PRUETT
Infield • 5-6 • R/R • Freshman
Corning, Ark.
Naylor R-2 H.S.



10

Prep: First-Team All-State selection at Naylor R-2 High School...Four-year letterwinner...Claimed All-Conference honors her last three years...First-Team All-Region performer as a freshman and sophomore...Hit .570 with 11 home runs as a senior...Helped lead her team to a second-place finish at the 2012 State Championship...MSHSAA Award of Excellence finalist for SEMOBall's Softball Player of the Year and Female Athlete of the Year awards...Four-time Academic All-State honoree, finishing with a 3.85 GPA...Also played basketball.

Personal: Born December 4, 1995...Majoring in Biomedical Sciences...Daughter of John and Shelly Pruett.



CLAIRE WERNIG
Outfield • 5-4 • L/L • Freshman
Imperial, Mo.
Lutheran South H.S.



1

Prep: Went to Lutheran South High School where she lettered all four years...Named Second-Team All-State as a senior...Metro Conference Player of the Year in 2013...Garnered All-Region honors her sophomore, junior and senior seasons...Earned All-District and All-Conference honors all four prep seasons...Helped lead her team to two district titles (2012, 2013) and three conference championships (2011-2013)...Team Captain her final two seasons...Hit .494 with 14 doubles, 31 RBI and 41 runs scored her senior year...Received her team's MVP award...Set school record with a .525 batting average as a sophomore...Offensive MVP as both a sophomore and junior...Co-Captain of the soccer team.

Personal: Born March 27, 1996... Majoring in Art Education...Daughter of Mike and Sharon Wernig.

SOUTHEAST MISSOURI STATE UNIVERSITY

Austin Peay

No.	Name	Avg.	GP-GS	AB	R	H	2B	3B	HR	RBI	TB	SLG%	BB	HBP	SO	GDP	OB%	SF	SH	SB-ATT	PO	A	E	FLD%
8	Haylee Krack	.750	3-3	8	4	6	0	0	2	6	12	1.500	1	2	1	0	.818	0	0	0-0	1	10	1	.917
3	Alexis Anderson	.444	3-3	9	1	4	0	0	0	0	4	.444	1	1	0	0	.545	0	0	0-1	3	0	1	.750
11	Nicole Deering	.400	3-2	5	1	2	0	0	0	0	2	.400	0	0	1	0	.400	0	0	1-1	1	0	0	1.000
21	Jamie Woodworth	.364	5-4	11	0	4	3	0	0	2	7	.636	0	2	2	0	.462	0	0	0-0	19	0	0	1.000
7	Meaghan Touchette	.333	3-3	9	1	3	1	0	1	3	7	.778	0	0	5	0	.333	0	0	0-0	3	1	0	1.000
20	Lindsey Patterson	.259	9-9	27	5	7	2	0	0	2	9	.333	4	2	6	0	.394	0	1	0-0	0	0	0	.000
24	Savannah Carpenter	.200	3-1	5	0	1	1	0	0	0	2	.400	1	0	1	0	.333	0	0	0-0	12	0	0	1.000
16	Leah Duffe	.111	3-3	9	3	1	0	0	0	0	1	.111	2	0	4	0	.273	0	0	0-0	3	7	1	.909
23	Chelsea Smith	.059	6-5	17	2	1	0	0	0	1	1	.059	0	0	2	1	.059	0	1	0-0	17	0	0	1.000

No.	Name	ERA	W-L	APP	GS	CG	SHO	SV	IP	H	R	ER	BB	SO	2B	3B	HR	AB	B/Avg.	WP	HBP	BK	SFA	SHA
12	Keaira Schilling	4.20	0-1	2	1	1	0/0	0	8.1	10	5	5	2	8	3	0	0	37	.313	0	1	0	1	1
14	Aubrey Denno	7.00	1-0	1	1	0	0/0	0	4.0	8	4	4	0	2	4	0	0	20	.400	0	0	0	0	0

Belmont

No.	Name	Avg.	GP-GS	AB	R	H	2B	3B	HR	RBI	TB	SLG%	BB	HBP	SO	GDP	OB%	SF	SH	SB-ATT	PO	A	E	FLD%
11	Nicole Deering	1.000	2-1	3	2	3	0	0	0	1	3	1.000	0	0	0	0	1.000	0	0	0-0	2	0	0	1.000
24	Savannah Carpenter	.500	2-2	6	0	3	1	0	0	2	4	.667	0	0	1	0	.500	0	0	0-0	11	0	1	.917
3	Alexis Anderson	.500	2-2	8	3	4	1	0	1	2	8	1.000	0	0	0	0	.500	0	0	0-0	2	0	1	.667
16	Leah Duffe	.333	2-2	6	2	2	0	0	0	0	2	.333	0	0	2	0	.333	0	0	1-1	4	1	1	.833
20	Lindsey Patterson	.278	6-5	18	2	5	1	0	1	3	9	.500	2	1	0	0	.381	0	0	0-0	2	0	0	1.000
8	Haylee Krack	.250	2-2	4	0	1	0	0	0	1	1	.250	1	0	0	1	.333	1	0	0-0	3	3	2	.750
23	Chelsea Smith	.182	4-4	11	1	2	1	0	0	3	3	.273	1	0	2	0	.250	0	1	0-0	15	1	0	1.000
7	Meaghan Touchette	.000	1-1	3	0	0	0	0	0	0	0	.000	0	0	1	0	.000	0	0	0-0	0	0	0	.000
21	Jamie Woodworth	.000	3-2	4	0	0	0	0	0	0	0	.000	1	0	2	0	.200	0	0	0-0	6	0	0	1.000

No.	Name	ERA	W-L	APP	GS	CG	SHO	SV	IP	H	R	ER	BB	SO	2B	3B	HR	AB	B/Avg.	WP	HBP	BK	SFA	SHA
20	Lindsey Patterson	1.62	1-0	3	0	0	0/0	0	4.1	3	1	1	3	1	0	0	0	21	.188	0	2	0	0	0
12	Keaira Schilling	3.23	0-0	2	0	0	0/0	0	4.1	8	5	2	2	4	2	0	0	24	.364	0	0	0	0	0
14	Aubrey Denno	9.00	0-0	1	1	0	0/0	0	2.1	6	3	3	1	2	0	1	0	14	.462	0	0	0	0	0

Eastern Illinois

No.	Name	Avg.	GP-GS	AB	R	H	2B	3B	HR	RBI	TB	SLG%	BB	HBP	SO	GDP	OB%	SF	SH	SB-ATT	PO	A	E	FLD%
21	Jamie Woodworth	1.000	1-0	1	0	1	0	0	0	0	1	1.000	0	0	0	0	1.000	0	0	0-0	0	0	0	.000
3	Alexis Anderson	.556	3-3	9	2	5	0	0	2	2	11	1.222	0	0	0	0	.556	0	0	0-0	3	0	1	.750
20	Lindsey Patterson	.118	6-6	17	1	2	1	0	0	1	3	.176	2	0	7	0	.211	0	0	0-0	5	0	0	1.000
24	Savannah Carpenter	.000	3-0	3	0	0	0	0	0	0	0	.000	0	0	2	0	.000	0	0	0-0	0	0	0	.000
23	Chelsea Smith	.000	3-3	8	0	0	0	0	0	0	0	.000	0	0	5	0	.000	0	0	0-0	7	1	0	1.000

Career Stats vs. OVC Opponents



Eastern Kentucky

No.	Name	Avg.	GP-GS	AB	R	H	2B	3B	HR	RBI	TB	SLG%	BB	HBP	SO	GDP	OB%	SF	SH	SB-ATT	PO	A	E	FLD%
21	Jamie Woodworth	.714	4-2	7	0	5	1	0	0	1	6	.857	0	1	1	0	.750	0	1	0-0	0	0	0	.000
24	Savannah Carpenter	.667	1-1	3	1	2	0	0	0	0	2	.667	1	0	1	0	.750	0	0	0-0	1	2	0	1.000
3	Alexis Anderson	.500	2-2	8	2	4	1	0	0	2	5	.625	1	0	0	0	.556	0	0	1-1	5	0	0	1.000
20	Lindsey Patterson	.286	5-5	14	6	4	0	0	1	1	7	.500	4	1	4	0	.474	0	0	0-0	2	0	0	1.000
23	Chelsea Smith	.250	4-4	12	1	3	1	0	0	0	4	.333	0	1	1	0	.308	0	0	0-0	12	4	0	1.000
8	Haylee Krack	.200	2-2	5	1	1	0	0	0	2	1	.200	2	0	3	0	.429	0	0	1-1	10	1	0	1.000
11	Nicole Deering	.167	2-2	6	1	1	1	0	0	1	2	.333	0	0	1	0	.167	0	0	0-0	2	0	0	1.000
16	Leah Duffe	.167	2-2	6	0	1	0	0	0	2	1	.167	0	1	3	0	.286	0	0	0-0	3	8	1	.917
7	Meaghan Touchette	.000	2-2	6	0	0	0	0	0	0	0	.000	1	0	3	0	.143	0	0	0-0	1	0	2	.333

No.	Name	ERA	W-L	APP	GS	CG	SHO	SV	IP	H	R	ER	BB	SO	2B	3B	HR	AB	B/Avg.	WP	HBP	BK	SFA	SHA
12	Keaira Schilling	1.75	1-0	2	1	0	0/0	0	8.0	10	3	2	1	3	0	0	1	34	.313	0	0	0	0	1
14	Aubrey Denno	6.00	0-0	2	0	0	0/0	0	2.1	4	2	2	1	1	1	0	1	11	.400	0	0	0	0	0

Jacksonville State

No.	Name	Avg.	GP-GS	AB	R	H	2B	3B	HR	RBI	TB	SLG%	BB	HBP	SO	GDP	OB%	SF	SH	SB-ATT	PO	A	E	FLD%
3	Alexis Anderson	.667	2-2	6	2	4	1	0	0	0	5	.833	0	0	1	0	.667	0	0	0-1	3	0	1	.750
24	Savannah Carpenter	.250	2-2	4	0	1	0	0	0	0	1	.250	0	0	1	0	.250	0	0	0-0	10	0	0	1.000
23	Chelsea Smith	.250	4-4	8	0	2	0	0	0	1	2	.250	0	0	2	0	.250	0	0	0-0	8	1	0	1.000
20	Lindsey Patterson	.235	7-7	17	3	4	1	0	0	1	5	.294	2	1	3	0	.350	0	0	0-0	8	0	0	1.000
21	Jamie Woodworth	.200	3-1	5	0	1	0	0	0	0	1	.200	0	0	0	0	.200	0	0	0-0	1	0	0	1.000
11	Nicole Deering	.000	2-2	3	0	0	0	0	0	0	0	.000	0	0	2	0	.000	0	0	0-0	4	0	0	1.000
16	Leah Duffe	.000	2-2	4	0	0	0	0	0	0	0	.000	0	0	1	0	.000	0	1	0-0	2	3	0	1.000
8	Haylee Krack	.000	2-2	1	0	0	0	0	0	0	0	.000	2	0	1	0	.667	0	1	0-0	0	1	2	.333
7	Meaghan Touchette	.000	2-2	3	0	0	0	0	0	0	0	.000	1	0	1	0	.250	0	0	0-0	2	1	1	.750

No.	Name	ERA	W-L	APP	GS	CG	SHO	SV	IP	H	R	ER	BB	SO	2B	3B	HR	AB	B/Avg.	WP	HBP	BK	SFA	SHA
14	Aubrey Denno	7.00	0-1	1	1	0	0/0	0	3.0	5	3	3	2	1	2	0	1	18	.333	0	1	0	0	0
20	Lindsey Patterson	10.50	0-0	1	0	0	0/0	0	1.1	2	2	2	3	0	0	0	1	9	.333	1	0	0	0	0
12	Keaira Schilling	11.20	0-1	1	1	1	0/0	0	5.0	9	9	8	3	3	4	0	0	31	.409	0	3	1	3	0

Career Stats vs. OVC Opponents

SOUTHEAST MISSOURI STATE UNIVERSITY

Morehead State

No.	Name	Avg.	GP-GS	AB	R	H	2B	3B	HR	RBI	TB	SLG%	BB	HBP	SO	GDP	OB%	SF	SH	SB-ATT	PO	A	E	FLD%
24	Savannah Carpenter	.667	2-2	6	2	4	1	0	1	3	8	1.333	1	0	2	0	.625	1	0	0-0	1	3	0	1.000
3	Alexis Anderson	.625	2-2	8	4	5	0	0	0	2	5	.625	1	0	0	0	.667	0	0	0-0	4	1	0	1.000
20	Lindsey Patterson	.412	5-5	17	3	7	3	0	0	4	10	.588	0	2	0	0	.474	0	0	2-2	10	0	0	1.000
8	Haylee Krack	.375	2-2	8	1	3	1	0	1	1	7	.875	0	0	1	0	.375	0	0	0-0	5	4	0	1.000
23	Chelsea Smith	.267	4-4	15	1	4	1	0	0	3	5	.333	0	0	2	0	.267	0	0	0-0	11	4	0	1.000
21	Jamie Woodworth	.250	4-3	8	1	2	0	0	0	1	2	.250	1	0	0	0	.333	0	0	1-1	1	0	0	1.000
16	Leah Duffe	.250	2-2	8	1	2	0	0	0	1	2	.250	0	0	2	0	.250	0	0	0-0	4	4	2	.800
7	Meaghan Touchette	.167	2-2	6	1	1	0	0	0	0	1	.167	1	0	3	0	.286	0	0	1-1	1	1	0	1.000
11	Nicole Deering	.000	1-1	0	0	0	0	0	0	0	0	.000	0	0	0	0	.000	0	1	0-0	0	0	1	.000

No.	Name	ERA	W-L	APP	GS	CG	SHO	SV	IP	H	R	ER	BB	SO	2B	3B	HR	AB	B/Avg.	WP	HBP	BK	SFA	SHA
20	Lindsey Patterson	0.00	2-0	2	0	0	0/0	0	2.2	1	1	0	1	0	0	0	0	11	.111	1	1	0	0	0
14	Aubrey Denno	10.50	0-0	1	0	0	0/0	0	0.2	3	1	1	0	0	2	0	0	5	.600	0	0	0	0	0
12	Keaira Schilling	15.00	0-2	2	1	0	0/0	0	4.2	15	11	10	3	3	2	0	1	33	.600	1	1	0	0	4

Murray State

No.	Name	Avg.	GP-GS	AB	R	H	2B	3B	HR	RBI	TB	SLG%	BB	HBP	SO	GDP	OB%	SF	SH	SB-ATT	PO	A	E	FLD%
3	Alexis Anderson	.714	2-2	7	3	5	1	0	2	4	12	1.714	0	0	1	0	.714	0	0	2-2	3	0	0	1.000
24	Savannah Carpenter	.444	3-3	9	1	4	0	0	0	1	4	.444	1	0	0	0	.500	0	0	0-0	19	2	0	1.000
16	Leah Duffe	.444	3-3	9	1	4	2	0	0	1	6	.667	1	0	1	0	.500	0	0	0-0	9	5	1	.933
20	Lindsey Patterson	.350	6-6	20	3	7	3	0	1	3	13	.650	2	0	2	0	.409	0	0	0-0	4	1	0	1.000
23	Chelsea Smith	.333	5-5	15	1	5	1	0	0	3	6	.400	1	0	3	0	.375	0	1	0-0	16	3	0	1.000
11	Nicole Deering	.250	3-1	4	0	1	0	0	0	0	1	.250	0	0	0	0	.250	0	0	0-0	2	0	0	1.000
8	Haylee Krack	.125	3-3	8	2	1	0	0	0	0	1	.125	1	1	3	0	.300	0	0	0-0	3	3	0	1.000
21	Jamie Woodworth	.083	5-3	12	1	1	0	0	1	2	4	.333	0	0	0	1	.083	0	1	0-0	2	0	0	1.000
7	Meaghan Touchette	.000	3-3	6	1	0	0	0	0	1	0	.000	3	0	3	0	.333	0	0	0-0	6	5	0	1.000

No.	Name	ERA	W-L	APP	GS	CG	SHO	SV	IP	H	R	ER	BB	SO	2B	3B	HR	AB	B/Avg.	WP	HBP	BK	SFA	SHA
12	Keaira Schilling	0.00	0-1	1	1	1	0/0	0	7.0	6	1	0	3	5	2	0	0	30	.222	0	0	0	0	0
14	Aubrey Denno	3.15	1-0	1	1	0	0/0	0	6.2	6	3	3	0	2	2	0	1	27	.240	0	1	0	0	1
20	Lindsey Patterson	10.50	0-0	1	0	0	0/0	0	0.2	1	1	1	0	0	0	0	1	3	.333	0	0	0	0	0

Career Stats vs. OVC Opponents



SIU Edwardsville

No.	Name	Avg.	GP-GS	AB	R	H	2B	3B	HR	RBI	TB	SLG%	BB	HBP	SO	GDP	OB%	SF	SH	SB-ATT	PO	A	E	FLD%
24	Savannah Carpenter	.429	3-3	7	0	3	1	0	0	0	4	.571	1	0	1	0	.500	0	0	0-0	22	0	1	.957
3	Alexis Anderson	.375	3-3	8	0	3	0	0	0	0	3	.375	0	0	0	0	.375	0	0	0-0	4	0	0	1.000
11	Nicole Deering	.375	3-3	8	0	3	0	0	0	1	3	.375	1	0	3	0	.444	0	0	2-2	2	0	0	1.000
23	Chelsea Smith	.308	6-6	13	0	4	0	0	0	1	4	.308	1	0	3	0	.357	0	1	0-0	10	7	0	1.000
20	Lindsey Patterson	.261	8-8	23	3	6	1	0	1	2	10	.435	1	0	6	0	.292	0	0	0-0	0	0	0	.000
16	Leah Duffe	.111	3-3	9	0	1	0	0	0	0	1	.111	0	0	5	0	.111	0	0	0-0	6	3	0	1.000
8	Haylee Krack	.000	3-3	7	1	0	0	0	0	0	0	.000	1	0	5	0	.125	0	0	0-0	3	8	1	.917
7	Meaghan Touchette	.000	3-2	4	0	0	0	0	0	0	0	.000	0	0	3	0	.000	0	0	0-0	0	2	1	.667
21	Jamie Woodworth	.000	1-0	1	0	0	0	0	0	0	0	.000	0	0	0	0	.000	0	0	0-0	0	0	0	.000

No.	Name	ERA	W-L	APP	GS	CG	SHO	SV	IP	H	R	ER	BB	SO	2B	3B	HR	AB	B/Avg.	WP	HBP	BK	SFA	SHA
14	Aubrey Denno	3.50	0-1	1	1	1	0/0	0	6.0	6	3	3	2	2	1	0	0	26	.286	0	3	0	0	0
20	Lindsey Patterson	3.82	0-0	3	0	0	0/0	0	3.2	5	4	2	2	0	2	0	0	21	.313	1	1	0	1	1
12	Keaira Schilling	10.50	0-1	1	1	1	0/0	0	6.0	11	9	9	3	2	4	0	1	33	.407	1	1	0	0	2

Tennessee State

No.	Name	Avg.	GP-GS	AB	R	H	2B	3B	HR	RBI	TB	SLG%	BB	HBP	SO	GDP	OB%	SF	SH	SB-ATT	PO	A	E	FLD%
24	Savannah Carpenter	.571	2-2	7	0	4	1	0	0	1	5	.714	0	0	0	0	.571	0	0	0-0	12	0	0	1.000
3	Alexis Anderson	.500	1-1	2	0	1	0	0	0	0	1	.500	0	0	1	0	.500	0	1	0-0	0	0	0	.000
23	Chelsea Smith	.375	3-3	8	1	3	1	1	0	2	6	.750	1	0	1	0	.444	0	0	0-0	22	2	0	1.000
20	Lindsey Patterson	.353	6-6	17	3	6	2	0	1	3	11	.647	1	1	2	0	.421	0	0	0-0	0	0	1	.000
7	Meaghan Touchette	.200	2-2	5	0	1	0	0	0	1	1	.200	0	0	2	0	.167	1	0	0-0	3	3	0	1.000
11	Nicole Deering	.200	2-2	5	1	1	0	0	0	0	1	.200	1	0	1	0	.333	0	0	1-1	0	0	0	.000
8	Haylee Krack	.167	2-2	6	1	1	0	0	0	0	1	.167	1	0	1	0	.286	0	0	0-0	4	3	3	.700
16	Leah Duffe	.000	2-0	2	0	0	0	0	0	0	0	.000	0	0	0	0	.000	0	0	0-0	0	0	0	.000
21	Jamie Woodworth	.000	3-2	8	0	0	0	0	0	0	0	.000	0	0	0	0	.000	0	0	0-0	3	4	0	1.000

No.	Name	ERA	W-L	APP	GS	CG	SHO	SV	IP	H	R	ER	BB	SO	2B	3B	HR	AB	B/Avg.	WP	HBP	BK	SFA	SHA
14	Aubrey Denno	2.80	0-0	2	1	0	0/0	0	5.0	4	2	2	3	8	1	0	1	23	.222	0	1	0	0	1
12	Keaira Schilling	3.82	0-1	1	0	0	0/0	0	3.2	4	2	2	0	4	0	0	1	16	.250	1	0	0	0	0
20	Lindsey Patterson	7.00	0-0	1	0	0	0/0	0	1.0	1	2	1	1	1	0	0	0	5	.333	1	0	0	0	1

Career Stats vs. OVC Opponents

SOUTHEAST MISSOURI STATE UNIVERSITY

Tennessee Tech

No.	Name	Avg.	GP-GS	AB	R	H	2B	3B	HR	RBI	TB	SLG%	BB	HBP	SO	GDP	OB%	SF	SH	SB-ATT	PO	A	E	FLD%
21	Jamie Woodworth	.429	3-2	7	0	3	0	0	0	0	3	.429	1	0	1	0	.500	0	0	0-0	2	0	0	1.000
16	Leah Duffe	.400	2-2	5	0	2	0	0	0	1	2	.400	1	0	0	0	.500	0	0	0-0	6	5	0	1.000
20	Lindsey Patterson	.200	7-7	20	1	4	0	0	0	1	4	.200	2	1	1	0	.304	0	1	0-0	10	0	0	1.000
23	Chelsea Smith	.182	4-4	11	1	2	1	0	0	1	3	.273	0	0	2	0	.182	0	0	0-0	14	3	1	.944
3	Alexis Anderson	.167	2-2	6	0	1	1	0	0	0	2	.333	0	0	0	0	.167	0	0	0-0	4	0	0	1.000
24	Savannah Carpenter	.167	2-2	6	0	1	0	0	0	0	1	.167	1	0	1	0	.286	0	0	0-0	13	0	0	1.000
11	Nicole Deering	.000	2-1	3	1	0	0	0	0	0	0	.000	0	0	1	0	.000	0	0	0-0	1	0	0	1.000
8	Haylee Krack	.000	2-2	5	0	0	0	0	0	0	0	.000	1	0	1	0	.167	0	0	0-0	4	3	0	1.000
7	Meaghan Touchette	.000	2-2	5	0	0	0	0	0	0	0	.000	0	0	3	0	.000	0	0	0-0	6	3	1	.900

No.	Name	ERA	W-L	APP	GS	CG	SHO	SV	IP	H	R	ER	BB	SO	2B	3B	HR	AB	B/Avg.	WP	HBP	BK	SFA	SHA
14	Aubrey Denno	3.00	0-1	1	1	0	0/0	0	2.1	2	1	1	4	1	0	0	1	12	.286	0	1	0	0	0
12	Keaira Schilling	5.00	0-1	1	1	1	0/0	0	7.0	3	5	5	4	3	0	0	0	30	.136	0	2	0	0	2
20	Lindsey Patterson	31.50	0-0	1	0	0	0/0	0	0.2	2	3	3	1	1	0	0	1	5	.500	0	0	0	0	0

UT Martin

No.	Name	Avg.	GP-GS	AB	R	H	2B	3B	HR	RBI	TB	SLG%	BB	HBP	SO	GDP	OB%	SF	SH	SB-ATT	PO	A	E	FLD%
3	Alexis Anderson	.444	2-2	9	2	4	0	0	2	7	10	1.111	0	0	1	0	.444	0	0	0-0	2	0	1	.667
21	Jamie Woodworth	.429	4-2	7	1	3	0	0	0	1	3	.429	0	0	1	0	.375	1	1	0-0	1	0	0	1.000
8	Haylee Krack	.333	2-2	6	1	2	0	0	0	1	2	.333	0	1	1	0	.429	0	0	0-0	0	6	1	.857
20	Lindsey Patterson	.320	7-7	25	7	8	0	0	4	5	20	.800	2	0	0	0	.357	1	0	0-0	0	1	0	1.000
23	Chelsea Smith	.300	4-4	10	2	3	1	0	0	1	4	.400	2	0	2	0	.417	0	1	1-1	16	4	1	.952
24	Savannah Carpenter	.250	4-2	8	2	2	0	0	1	2	5	.625	1	0	1	0	.333	0	0	0-0	15	0	0	1.000
16	Leah Duffe	.167	2-2	6	0	1	0	0	0	0	1	.167	1	0	2	0	.286	0	0	0-0	7	1	1	.889
11	Nicole Deering	.000	1-0	1	0	0	0	0	0	0	0	.000	0	0	1	0	.000	0	0	0-0	0	0	0	.000
7	Meaghan Touchette	.000	2-2	5	1	0	0	0	0	1	0	.000	1	0	1	0	.167	0	0	0-0	2	4	1	.857

No.	Name	ERA	W-L	APP	GS	CG	SHO	SV	IP	H	R	ER	BB	SO	2B	3B	HR	AB	B/Avg.	WP	HBP	BK	SFA	SHA
14	Aubrey Denno	7.88	0-0	2	0	0	0/0	0	2.2	6	3	3	2	4	2	0	0	16	.429	0	0	0	0	0
20	Lindsey Patterson	16.80	0-0	2	0	0	0/0	0	1.2	2	4	4	3	1	1	0	1	10	.286	0	0	0	0	0
12	Keaira Schilling	42.00	0-1	1	1	0	0/0	0	1.0	3	6	6	2	3	1	0	0	10	.500	0	2	0	0	0

Career Stats vs. OVC Opponents

YEAR IN REVIEW



Jamie Woodworth ranked second on the team with a .330 batting average in 38 games and 29 starts last season. Woodworth also had seven doubles, two home runs and 12 RBI.



SOUTHEAST MISSOURI STATE UNIVERSITY

Overall: 11-34 Home: 5-16 Away: 2-15 Neutral: 4-3 OVC: 3-20

No.	Name	Avg.	GP-GS	AB	R	H	2B	3B	HR	RBI	TB	SLG%	BB	HBP	SO	GDP	OB%	SF	SH	SB-ATT	PO	A	E	FLD%
24	Savannah Carpenter	.424	43-42	125	17	53	9	1	6	29	82	.656	16	0	17	1	.483	2	2	1-1	161	23	3	.984
21	Jamie Woodworth	.330	38-29	88	11	29	7	0	2	12	42	.477	6	6	8	1	.406	1	3	2-2	46	8	1	.982
8	Haylee Krack	.298	45-45	124	25	37	6	0	10	27	73	.589	19	5	30	1	.409	1	1	2-3	87	82	14	.923
20	Lindsey Patterson	.270	34-34	100	18	27	5	0	3	15	41	.410	10	2	13	0	.348	0	1	0-0	80	0	1	.988
16	Leah Duffe	.262	39-36	107	15	28	4	0	3	14	41	.383	7	4	31	0	.328	1	2	1-1	65	64	13	.908
23	Chelsea Smith	.227	45-43	119	9	27	4	0	0	11	31	.261	7	1	23	1	.276	0	9	1-1	165	38	3	.985
11	Nicole Deering	.224	43-30	76	12	17	1	0	0	4	18	.237	5	0	18	0	.272	0	6	8-8	23	0	1	.958
9	Rachael Duncan	.182	31-23	66	7	12	4	0	1	7	19	.288	11	0	19	0	.295	1	0	0-1	55	32	8	.916
17	Kelsey Gass	.160	45-43	94	11	15	3	0	0	9	18	.191	16	1	29	1	.288	0	5	5-6	50	5	1	.982
6	Renee Terry	.151	31-22	53	8	8	0	0	0	3	8	.151	4	0	12	0	.211	0	0	5-6	29	0	1	.967
7	Meaghan Touchette	.130	31-27	69	7	9	2	0	3	12	20	.290	8	0	29	0	.215	2	0	1-1	31	27	7	.892
4	Summer Burger	.061	20-15	33	6	2	0	0	0	0	2	.061	3	2	16	0	.184	0	4	2-3	33	25	5	.921

3	Alexis Anderson	.346	8-8	26	7	9	2	0	2	5	17	.654	1	1	5	0	.393	0	0	1-1	5	1	0	1.000
22	KC Saxe	.105	31-8	19	8	2	0	0	0	1	2	.105	3	0	6	0	.227	0	0	1-3	9	9	1	.947
5	Sarah Heifner	.000	15-0	12	0	0	0	0	0	0	0	.000	2	0	8	0	.143	0	0	0-0	0	0	0	.000
12	Keaira Schilling	.000	1-0	0	0	0	0	0	0	0	0	.000	0	0	0	0	.000	0	0	0-0	2	34	1	.973
Totals		.248	45-45	1111	161	275	47	1	30	149	414	.373	118	22	264	5	.330	8	33	30-37	843	396	62	.952
Opponents		.315	45-45	1185	265	373	71	7	29	236	545	.460	129	34	165	3	.394	11	25	45-67	867	316	48	.961
LOB - Team (266), Opp (278). DPs turned - Team (9), Opp (14). IBB - Team (2), Carpenter 1, L. Patterson 1. Picked off - Duncan 1, Burger 1.																								

No.	Name	ERA	W-L	APP	GS	CG	SHO/CBO	SV	IP	H	R	ER	BB	SO	2B	3B	HR	AB	B/Avg.	WP	HBP	BK	SFA	SHA
25	Hannah Durham	4.41	2-11	32	13	2	0/0	3	95.1	123	92	60	43	41	14	4	9	411	.299	7	12	0	3	6
14	Aubrey Denno	5.74	5-8	28	16	3	0/0	0	81.2	109	73	67	35	48	26	2	11	340	.321	1	11	0	2	8
12	Keaira Schilling	5.84	4-15	30	16	7	1/0	0	103.0	137	97	86	50	76	30	0	9	428	.320	10	11	1	6	11
20	Lindsey Patterson	21.00	0-0	2	0	0	0/0	0	1.0	4	3	3	1	0	1	1	0	6	.667	0	0	0	0	0
Totals		5.38	11-34	45	45	12	1/0	3	281.0	373	265	216	129	165	71	7	29	1185	.315	18	34	1	11	25
Opponents		3.34	34-11	45	45	23	12/4	3	289.0	275	161	138	118	264	47	1	30	1111	.248	7	22	1	8	33
PB - Team (9), C. Smith 8, Woodworth 1, Opp (12). Pickoffs - Team (4), C. Smith 4, Opp (2). SBA/ATT - C. Smith (42-61), Durham (17-25), Schilling (15-23), Denno (12-17), Woodworth (3-6), L. Patterson (1-2).																								



Overall: 3-20 Home: 2-12 Away: 1-8



No.	Name	Avg.	GP-GS	AB	R	H	2B	3B	HR	RBI	TB	SLG%	BB	HBP	SO	GDP	OB%	SF	SH	SB-ATT	PO	A	E	FLD%
24	Savannah Carpenter	.424	21-20	59	6	25	5	0	2	9	36	.610	6	0	9	0	.470	1	0	0-0	116	7	2	.984
21	Jamie Woodworth	.308	19-18	52	3	16	3	0	1	5	22	.423	3	2	2	1	.368	0	3	0-0	27	4	0	1.000
11	Nicole Deering	.289	21-15	38	6	11	1	0	0	3	12	.316	2	0	10	0	.325	0	1	4-4	14	0	1	.933
8	Haylee Krack	.259	23-23	58	11	15	1	0	3	11	25	.431	10	4	17	1	.397	1	1	1-1	33	42	10	.882
20	Lindsey Patterson	.250	17-17	48	8	12	2	0	2	6	20	.417	4	0	9	0	.308	0	1	0-0	0	0	0	.000
23	Chelsea Smith	.234	23-23	64	6	15	4	0	0	8	19	.297	4	0	8	0	.279	0	4	1-1	85	21	0	1.000
16	Leah Duffe	.219	23-21	64	7	14	2	0	0	5	16	.250	5	1	20	0	.286	0	1	1-1	44	37	7	.920
9	Rachael Duncan	.156	13-10	32	3	5	2	0	1	5	10	.313	2	0	11	0	.200	1	0	0-0	33	18	5	.911
17	Kelsey Gass	.146	23-22	48	3	7	1	0	0	1	8	.167	8	0	18	0	.268	0	3	1-1	29	3	1	.970
7	Meaghan Touchette	.096	22-21	52	4	5	1	0	1	6	9	.173	7	0	25	0	.200	1	0	1-1	24	20	6	.880

6	Renee Terry	.107	15-12	28	1	3	0	0	0	1	3	.107	0	0	8	0	.107	0	0	2-3	12	0	0	1.000
4	Summer Burger	.000	4-2	8	0	0	0	0	0	0	0	.000	0	0	5	0	.000	0	2	0-0	5	5	2	.833
5	Sarah Heifner	.000	8-0	7	0	0	0	0	0	0	0	.000	0	0	4	0	.000	0	0	0-0	0	0	0	.000
22	KC Saxe	.000	16-3	7	4	0	0	0	0	0	0	.000	0	0	3	0	.000	0	0	0-1	3	5	1	.889
Totals		.227	23-23	565	62	128	22	0	10	60	180	.319	51	7	149	2	.297	4	16	11-13	429	204	36	.946
Opponents		.330	23-23	609	138	201	39	4	14	120	290	.476	65	25	78	3	.412	7	15	20-32	447	136	27	.956
LOB - Team (134), Opp (154). DPs turned - Team (7), Opp (8).																								

No.	Name	ERA	W-L	APP	GS	CG	SHO/CB	SV	IP	H	R	ER	BB	SO	2B	3B	HR	AB	B/Avg.	WP	HBP	BK	SFA	SHA
25	Hannah Durham	4.49	0-8	16	8	2	0/0	2	53.0	72	57	34	27	17	6	3	5	230	.313	5	8	0	3	3
14	Aubrey Denno	5.00	2-3	13	7	1	0/0	0	35.0	50	25	25	15	23	15	1	5	148	.338	0	7	0	0	2
12	Keaira Schilling	6.24	1-9	14	8	5	0/0	0	55.0	79	56	49	23	38	18	0	4	231	.342	3	10	1	4	10
Totals		5.29	3-20	23	23	8	0/0	2	143.0	201	138	108	65	78	39	4	14	609	.330	8	25	1	7	15
Opponents		2.54	20-3	23	23	13	7/1	2	149.0	128	62	54	51	149	22	0	10	565	.227	3	7	0	4	16
PB - Team (5), C. Smith 5, Opp (5). Pickoffs - Team (1), C. Smith 1. SBA/ATT - C. Smith (20-32), Durham (8-14), Schilling (8-12), Denno (4-6).																								



SOUTHEAST MISSOURI STATE UNIVERSITY

Date	Opponent	W/L	Score	R	H	E/	R	H	E	Innings	Overall	Conference	Pitcher of Record	Attendance	Time
02-14-14	vs. Houston Baptist \$	W	9-7	9	11	0/	7	6	2	7	1-0-0	0-0-0	Durham (W, 1-0)	125	2:30
02-14-14	at UL Monroe \$	L	4-6	4	7	2/	6	11	1	7	1-1-0	0-0-0	Durham (L, 1-1)	135	2:15
02-15-14	vs. Houston Baptist \$	L	3-6	3	7	1/	6	9	2	7	1-2-0	0-0-0	Schilling (L, 0-1)	282	2:05
02-15-14	vs. Grambling State \$	W	9-1	9	12	2/	1	7	2	5	2-2-0	0-0-0	Denno (W, 1-0)	245	1:45
02-16-14	vs. Grambling State \$	W	2-0	2	6	2/	0	4	1	7	3-2-0	0-0-0	Schilling (W, 1-1)	150	2:05
02-22-14	vs. Lipscomb !	L	0-11	0	2	2/	11	10	0	5	3-3-0	0-0-0	Schilling (L, 1-2)	-	1:41
02-22-14	vs. Loyola !	W	13-3	13	12	2/	3	4	2	5	4-3-0	0-0-0	Denno (W, 2-0)	-	2:00
02-23-14	vs. Ball State !	L	2-11	2	8	1/	11	15	0	6	4-4-0	0-0-0	Denno (L, 2-1)	-	2:10
02-23-14	at Memphis !	L	1-6	1	4	1/	6	7	2	7	4-5-0	0-0-0	Denno (L, 2-2)	336	1:52
03-01-14	MISSOURI STATE #	L	0-8	0	5	0/	8	8	1	7	4-6-0	0-0-0	Denno (L, 2-3)	-	2:02
03-01-14	SAINT LOUIS #	L	4-7	4	3	1/	7	9	0	7	4-7-0	0-0-0	Schilling (L, 1-3)	143	2:15
03-15-14	MISSOURI-ST. LOUIS	W	5-4	5	3	1/	4	8	2	8	5-7-0	0-0-0	Durham (W, 2-1)	165	2:00
03-15-14	MISSOURI-ST. LOUIS	L	4-6	4	8	2/	6	6	2	7	5-8-0	0-0-0	Denno (L, 2-4)	165	1:49
03-18-14	NORTH DAKOTA STATE	L	0-11	0	1	2/	11	13	0	5	5-9-0	0-0-0	Durham (L, 2-2)	58	1:36
03-19-14	at Indiana State	L	2-3	2	5	0/	3	8	0	7	5-10-0	0-0-0	Durham (L, 2-3)	129	1:47
03-19-14	at Indiana State	L	0-2	0	3	0/	2	7	0	7	5-11-0	0-0-0	Schilling (L, 1-4)	129	1:40
03-20-14	at Evansville	L	5-6	5	4	0/	6	10	2	(8)	5-12-0	0-0-0	Schilling (L, 1-5)	106	2:43
03-20-14	at Evansville	L	4-8	4	6	1/	8	7	1	7	5-13-0	0-0-0	Denno (L, 2-5)	118	2:17
03-22-14	at Eastern Kentucky*	L	1-5	1	4	2/	5	11	0	7	5-14-0	0-1-0	Durham (L, 2-4)	257	1:59
03-22-14	at Eastern Kentucky*	W	5-3	5	8	3/	3	9	1	7	6-14-0	1-1-0	Schilling (W, 2-5)	211	2:11
03-23-14	at Morehead State*	L	6-7	6	10	1/	7	11	3	7	6-15-0	1-2-0	Schilling (L, 2-6)	-	2:31
03-23-14	at Morehead State*	L	4-7	4	7	3/	7	11	0	7	6-16-0	1-3-0	Schilling (L, 2-7)	119	2:13
03-29-14	AUSTIN PEAY*	L	1-4	1	5	0/	4	8	0	7	6-17-0	1-4-0	Schilling (L, 2-8)	80	2:20
03-29-14	AUSTIN PEAY*	W	13-4	13	14	0/	4	9	0	5	7-17-0	2-4-0	Denno (W, 3-5)	80	1:38
03-30-14	AUSTIN PEAY*	L	2-6	2	5	2/	6	9	1	7	7-18-0	2-5-0	Durham (L, 2-5)	82	2:11
04-05-14	BELMONT*	L	0-6	0	4	2/	6	11	0	7	7-19-0	2-6-0	Durham (L, 2-6)	62	2:25
04-05-14	BELMONT*	L	5-14	5	8	6/	14	15	1	5	7-20-0	2-7-0	Durham (L, 2-7)	62	2:16
04-06-14	TENNESSEE STATE*	L	1-3	1	2	2/	3	2	2	7	7-21-0	2-8-0	Durham (L, 2-8)	155	1:43
04-06-14	TENNESSEE STATE*	L	3-4	3	7	1/	4	8	2	7	7-22-0	2-9-0	Schilling (L, 2-9)	155	2:00
04-12-14	at SIU Edwardsville*	L	0-10	0	0	3/	10	10	0	5	7-23-0	2-10-0	Durham (L, 2-9)	143	1:20
04-12-14	at SIU Edwardsville*	L	2-9	2	6	1/	9	11	4	7	7-24-0	2-11-0	Schilling (L, 2-10)	145	2:00
04-13-14	at SIU Edwardsville*	L	0-3	0	4	0/	3	6	2	7	7-25-0	2-12-0	Denno (L, 3-6)	136	3:15
04-18-14	JACKSONVILLE STATE*	L	0-9	0	3	2/	9	9	0	5	7-26-0	2-13-0	Denno (L, 3-7)	107	1:34
04-18-14	JACKSONVILLE STATE*	L	0-9	0	0	1/	9	9	0	5	7-27-0	2-14-0	Schilling (L, 2-11)	97	1:24
04-19-14	TENNESSEE TECH*	L	0-3	0	2	1/	3	9	1	7	7-28-0	2-15-0	Denno (L, 3-8)	113	1:50
04-19-14	TENNESSEE TECH*	L	3-5	3	7	0/	5	3	2	7	7-29-0	2-16-0	Schilling (L, 2-12)	127	1:55
04-23-14	at Saint Louis	L	0-8	0	1	1/	8	8	1	6	7-30-0	2-16-0	Schilling (L, 2-13)	50	1:46
04-23-14	at Saint Louis	W	9-7	9	9	2/	7	8	0	7	8-30-0	2-16-0	Schilling (W, 3-13)	75	2:20
04-26-14	at UT Martin*	L	1-6	1	5	2/	6	7	1	7	8-31-0	2-17-0	Durham (L, 2-10)	137	1:45
04-26-14	at UT Martin*	L	6-12	6	8	1/	12	11	3	7	8-32-0	2-18-0	Schilling (L, 3-14)	137	2:15
04-30-14	MISSOURI BAPTIST	W	10-5	10	13	1/	5	6	0	7	9-32-0	2-18-0	Denno (W, 4-8)	72	1:44
04-30-14	MISSOURI BAPTIST	W	13-1	13	17	2/	1	1	0	5	10-32-0	2-18-0	Schilling (W, 4-14)	62	1:29
05-03-14	MURRAY STATE*	L	4-5	4	6	2/	5	10	1	7	10-33-0	2-19-0	Durham (L, 2-11)	125	1:49
05-03-14	MURRAY STATE*	L	0-1	0	3	1/	1	6	1	7	10-34-0	2-20-0	Schilling (L, 4-15)	125	1:37
05-04-14	MURRAY STATE*	W	5-3	5	10	0/	3	6	2	7	11-34-0	3-20-0	Denno (W, 5-8)	155	2:00

Home Games in **Bold**; * - Denotes Ohio Valley Conference Game; \$ - ULM Mardi Gras Classic; ! - Blues City Classic; # - All-Missouri Cancer Classic

2014 Schedule/Results

Hitting Statistics (Home Games: 5-16, 2-12 OVC)

No.	Name	Avg.	GP-GS	AB	R	H	2B	3B	HR	RBI	TB	SLG%	BB	HBP	SO	GDP	OB%	SF	SH	SB-ATT	PO	A	E	FLD%
24	Savannah Carpenter	.458	20-19	59	6	27	4	0	2	15	37	.627	5	0	7	0	.500	0	0	0-0	94	8	1	.990
16	Leah Duffe	.380	19-17	50	11	19	4	0	1	8	26	.520	4	0	10	0	.426	0	1	1-1	31	28	6	.908
21	Jamie Woodworth	.313	19-16	48	5	15	4	0	2	8	25	.521	2	3	3	1	.377	0	1	1-1	35	4	0	1.000
20	Lindsey Patterson	.275	18-18	51	8	14	4	0	1	8	21	.412	5	1	10	0	.351	0	1	0-0	28	0	0	1.000
8	Haylee Krack	.259	21-21	54	11	14	2	0	3	10	25	.463	8	3	14	1	.379	1	1	0-1	26	30	9	.862
23	Chelsea Smith	.208	21-20	53	4	11	3	0	0	6	14	.264	3	0	12	0	.250	0	6	0-0	84	12	1	.990
11	Nicole Deering	.184	21-15	38	7	7	0	0	0	1	7	.184	2	0	9	0	.225	0	3	3-3	16	0	0	1.000
7	Meaghan Touchette	.147	16-14	34	3	5	1	0	1	6	9	.265	4	0	16	0	.231	1	0	0-0	20	15	2	.946
17	Kelsey Gass	.106	21-21	47	6	5	0	0	0	4	5	.106	6	0	16	0	.208	0	3	3-3	30	4	1	.971

6	Renee Terry	.148	16-12	27	2	4	0	0	0	1	4	.148	2	0	9	0	.207	0	0	2-3	17	0	0	1.000
9	Rachael Duncan	.125	12-8	24	2	3	0	0	0	2	3	.125	1	0	7	0	.154	1	0	0-1	11	19	5	.857
22	KC Saxe	.125	13-4	8	5	1	0	0	0	0	1	.125	1	0	4	0	.222	0	0	0-1	5	7	1	.923
4	Summer Burger	.125	5-4	8	3	1	0	0	0	0	1	.125	1	1	5	0	.300	0	0	1-2	8	9	1	.944
5	Sarah Heifner	.000	7-0	7	0	0	0	0	0	0	0	.000	0	0	4	0	.000	0	0	0-0	0	0	0	.000
Totals		.248	21-21	508	73	126	22	0	10	69	178	.350	44	8	126	2	.316	3	16	11-16	408	175	29	.953
Opponents		.290	21-21	569	118	165	38	5	12	104	249	.438	56	15	91	2	.365	7	8	15-20	394	150	18	.968
LOB - Team (113), Opp (130). DPs turned - Team (5), Opp (6). IBB - Team (2), Carpenter 1, L. Patterson 1. Picked off - Duncan 1.																								

Hitting Statistics (Away Games: 2-15, 1-8 OVC)

No.	Name	Avg.	GP-GS	AB	R	H	2B	3B	HR	RBI	TB	SLG%	BB	HBP	SO	GDP	OB%	SF	SH	SB-ATT	PO	A	E	FLD%
21	Jamie Woodworth	.361	14-12	36	6	13	3	0	0	2	16	.444	3	3	4	0	.452	0	2	1-1	6	3	1	.900
24	Savannah Carpenter	.333	16-16	48	6	16	2	0	3	9	27	.563	5	0	8	1	.382	2	1	0-0	67	14	2	.976
8	Haylee Krack	.260	17-17	50	9	13	2	0	5	10	30	.600	7	2	14	0	.373	0	0	2-2	56	29	3	.966
17	Kelsey Gass	.171	17-16	35	3	6	1	0	0	0	7	.200	8	0	12	1	.326	0	1	2-2	17	0	0	1.000
16	Leah Duffe	.160	16-16	50	3	8	0	0	1	4	11	.220	2	3	20	0	.236	0	0	0-0	31	28	5	.922
23	Chelsea Smith	.143	17-17	49	2	7	1	0	0	3	8	.163	3	1	7	1	.208	0	2	1-1	55	23	1	.987
7	Meaghan Touchette	.114	15-13	35	4	4	1	0	2	6	11	.314	4	0	13	0	.200	1	0	1-1	11	12	5	.821

3	Alexis Anderson	1.000	1-1	3	2	3	1	0	0	0	4	1.333	0	1	0	0	1.000	0	0	1-1	2	1	0	1.000
20	Lindsey Patterson	.276	9-9	29	6	8	1	0	1	3	12	.414	1	0	2	0	.300	0	0	0-0	9	0	0	1.000
9	Rachael Duncan	.241	13-9	29	3	7	3	0	1	4	13	.448	4	0	6	0	.333	0	0	0-0	30	7	1	.974
11	Nicole Deering	.185	15-11	27	2	5	1	0	0	2	6	.222	2	0	7	0	.241	0	1	3-3	4	0	1	.800
6	Renee Terry	.067	8-6	15	1	1	0	0	0	1	1	.067	1	0	0	0	.125	0	0	1-1	8	0	1	.889
4	Summer Burger	.000	8-6	15	1	0	0	0	0	0	0	.000	1	1	8	0	.118	0	2	1-1	12	10	2	.917
22	KC Saxe	.000	14-4	9	2	0	0	0	0	0	0	.000	2	0	2	0	.182	0	0	0-1	3	2	0	1.000
5	Sarah Heifner	.000	6-0	4	0	0	0	0	0	0	0	.000	1	0	4	0	.200	0	0	0-0	0	0	0	.000
12	Keaira Schilling	.000	1-0	0	0	0	0	0	0	0	0	.000	0	0	0	0	.000	0	0	0-0	1	13	0	1.000
Totals		.210	17-17	434	50	91	16	0	13	44	146	.336	44	11	107	3	.297	3	9	13-14	312	160	23	.954
Opponents		.350	17-17	437	108	153	25	1	14	97	222	.508	54	14	50	1	.435	3	14	21-38	351	114	21	.957
LOB - Team (101), Opp (103). DPs turned - Team (3), Opp (7).																								

2014 Hitting Statistics

SOUTHEAST MISSOURI STATE UNIVERSITY

Hitting Statistics (Neutral Games: 4-3)

No.	Name	Avg.	GP-GS	AB	R	H	2B	3B	HR	RBI	TB	SLG%	BB	HBP	SO	GDP	OB%	SF	SH	SB-ATT	PO	A	E	FLD%
24	Savannah Carpenter	.556	7-7	18	5	10	3	1	1	5	18	1.000	6	0	2	0	.667	0	1	1-1	0	1	0	1.000
23	Chelsea Smith	.529	7-6	17	3	9	0	0	0	2	9	.529	1	0	4	0	.556	0	1	0-0	26	3	1	.967
8	Haylee Krack	.500	7-7	20	5	10	2	0	2	7	18	.900	4	0	2	0	.583	0	0	0-0	5	23	2	.933
22	KC Saxe	.500	4-0	2	1	1	0	0	0	1	1	.500	0	0	0	0	.500	0	0	1-1	1	0	0	1.000
11	Nicole Deering	.455	7-4	11	3	5	0	0	0	1	5	.455	1	0	2	0	.500	0	2	2-2	3	0	0	1.000
17	Kelsey Gass	.333	7-6	12	2	4	2	0	0	5	6	.500	2	1	1	0	.467	0	1	0-1	3	1	0	1.000
6	Renee Terry	.273	7-4	11	5	3	0	0	0	1	3	.273	1	0	3	0	.333	0	0	2-2	4	0	0	1.000
3	Alexis Anderson	.261	7-7	23	5	6	1	0	2	5	13	.565	1	0	5	0	.292	0	0	0-0	3	0	0	1.000
20	Lindsey Patterson	.250	7-7	20	4	5	0	0	1	4	8	.400	4	1	1	0	.400	0	0	0-0	43	0	1	.977
21	Jamie Woodworth	.250	5-1	4	0	1	0	0	0	2	1	.250	1	0	1	0	.333	1	0	0-0	5	1	0	1.000
9	Rachael Duncan	.154	6-6	13	2	2	1	0	0	1	3	.231	6	0	6	0	.421	0	0	0-0	14	6	2	.909
16	Leah Duffe	.143	4-3	7	1	1	0	0	1	2	4	.571	1	1	1	0	.300	1	1	0-0	3	8	2	.846
4	Summer Burger	.100	7-5	10	2	1	0	0	0	0	1	.100	1	0	3	0	.182	0	2	0-0	13	6	2	.905
5	Sarah Heifner	.000	2-0	1	0	0	0	0	0	0	0	.000	1	0	0	0	.500	0	0	0-0	0	0	0	.000
Totals		.343	7-7	169	38	58	9	1	7	36	90	.533	30	3	31	0	.446	2	8	6-7	123	61	10	.948
Opponents		.307	7-7	179	39	55	8	1	3	35	74	.413	19	5	24	0	.387	1	3	9-9	122	52	9	.951

LOB - Team (52), Opp (45). DPs turned - Team (1), Opp (1). Picked off - Burger 1.

Hitting Statistics (Non-Conference Games: 8-14)

No.	Name	Avg.	GP-GS	AB	R	H	2B	3B	HR	RBI	TB	SLG%	BB	HBP	SO	GDP	OB%	SF	SH	SB-ATT	PO	A	E	FLD%
24	Savannah Carpenter	.424	22-22	66	11	28	4	1	4	20	46	.697	10	0	8	1	.494	1	2	1-1	45	16	1	.984
21	Jamie Woodworth	.361	19-11	36	8	13	4	0	1	7	20	.556	3	4	6	0	.455	1	0	2-2	19	4	1	.958
8	Haylee Krack	.333	22-22	66	14	22	5	0	7	16	48	.727	9	1	13	0	.421	0	0	1-2	54	40	4	.959
16	Leah Duffe	.326	16-15	43	8	14	2	0	3	9	25	.581	2	3	11	0	.388	1	1	0-0	21	27	6	.889
20	Lindsey Patterson	.288	17-17	52	10	15	3	0	1	9	21	.404	6	2	4	0	.383	0	0	0-0	80	0	1	.988
23	Chelsea Smith	.218	22-20	55	3	12	0	0	0	3	12	.218	3	1	15	1	.271	0	5	0-0	80	17	3	.970
9	Rachael Duncah	.206	18-13	34	4	7	2	0	0	2	9	.265	9	0	8	0	.372	0	0	0-1	22	14	3	.923
17	Kelsey Gass	.174	22-21	46	8	8	2	0	0	8	10	.217	8	1	11	1	.309	0	2	4-5	21	2	0	1.000
11	Nicole Deering	.158	22-15	38	6	6	0	0	0	1	6	.158	3	0	8	0	.220	0	5	4-4	9	0	0	1.000

3	Alexis Anderson	.346	8-8	26	7	9	2	0	2	5	17	.654	1	1	5	0	.393	0	0	1-1	5	1	0	1.000
7	Meaghan Touchette	.235	9-6	17	3	4	1	0	2	6	11	.647	1	0	4	0	.263	1	0	0-0	7	7	1	.933
6	Renee Terry	.200	16-10	25	7	5	0	0	0	2	5	.200	4	0	4	0	.310	0	0	3-3	17	0	1	.944
22	KC Saxe	.167	15-5	12	4	2	0	0	0	1	2	.167	3	0	3	0	.333	0	0	1-2	6	4	0	1.000
4	Summer Burger	.080	16-13	25	6	2	0	0	0	0	2	.080	3	2	11	0	.233	0	2	2-3	28	20	3	.941
5	Sarah Heifner	.000	7-0	5	0	0	0	0	0	0	0	.000	2	0	4	0	.286	0	0	0-0	0	0	0	.000
12	Keaira Schilling	.000	1-0	0	0	0	0	0	0	0	0	.000	0	0	0	0	.000	0	0	0-0	0	12	1	.923
Totals		.269	22-22	546	99	147	25	1	20	89	234	.429	67	15	115	3	.362	4	17	19-24	414	192	26	.959
Opponents		.299	22-22	576	127	172	32	3	15	116	255	.443	64	9	87	0	.375	4	10	25-35	420	180	21	.966

LOB - Team (132), Opp (124). DPs turned - Team (2), Opp (6). IBB - Team (2), L. Patterson 1, Carpenter 1. Picked off - Duncan 1, Burger 1.

Pitching Statistics (Home Games: 5-16, 2-12 OVC)

No.	Name	ERA	W-L	APP	GS	CG	SHO	SV	IP	H	R	ER	BB	SO	2B	3B	HR	AB	B/Avg.	WP	HBP	BK	SFA	SHA
25	Hannah Durham	3.43	1-6	15	6	1	0/0	1	49.0	62	48	24	22	21	9	3	3	214	.290	2	4	0	3	3
12	Keaira Schilling	4.77	1-6	12	7	5	0/0	0	47.0	54	38	32	20	41	14	0	3	190	.284	2	6	1	4	3
14	Aubrey Denno	5.60	3-4	11	8	0	0/0	0	40.0	49	32	32	14	29	15	2	6	165	.297	0	5	0	0	2
Totals		4.53	5-16	21	21	6	0/0	1	136.0	165	118	88	56	91	38	5	12	569	.290	4	15	1	7	8
Opponents		3.25	16-5	21	21	12	7/2	2	131.1	126	73	61	44	126	22	0	10	508	.248	1	8	0	3	16

PB - Team (4), C. Smith 4, Opp (6). Pickoffs - Team (1), C. Smith 1, Opp (1). SBA/ATT - C. Smith (14-19), Schilling (8-10), Durham (6-8), Denno (1-2), Woodworth (1-1).

Pitching Statistics (Away Games: 2-15, 1-8 OVC)

No.	Name	ERA	W-L	APP	GS	CG	SHO	SV	IP	H	R	ER	BB	SO	2B	3B	HR	AB	B/Avg.	WP	HBP	BK	SFA	SHA
25	Hannah Durham	5.16	0-5	13	7	1	0/0	2	40.2	57	38	30	17	18	5	1	5	176	.324	3	7	0	0	2
14	Aubrey Denno	6.08	0-3	12	4	1	0/0	0	25.1	39	27	22	16	12	8	0	4	104	.375	0	3	0	2	4
12	Keaira Schilling	7.19	2-7	13	6	1	0/0	0	37.0	57	43	38	20	20	12	0	5	155	.368	4	4	0	1	8
20	Lindsey Patterson	0.00	0-0	1	0	0	0/0	0	1.0	0	0	0	1	0	0	0	0	2	.000	0	0	0	0	0
Totals		6.06	2-15	17	17	3	0/0	2	104.0	153	108	90	54	50	25	1	14	437	.350	7	14	0	3	14
Opponents		2.51	15-2	17	17	9	4/1	1	117.0	91	50	42	44	107	16	0	13	434	.210	6	11	1	3	9

PB - Team (4), C. Smith 4, Opp (4). Pickoffs - Team (2), C. Smith 2. SBA/ATT - C. Smith (20-34), Durham (9-15), Schilling (6-12), Denno (5-9), Woodworth (1-4), L. Patterson (1-2).

Pitching Statistics (Neutral Games: 4-3)

No.	Name	ERA	W-L	APP	GS	CG	SHO	SV	IP	H	R	ER	BB	SO	2B	3B	HR	AB	B/Avg.	WP	HBP	BK	SFA	SHA
14	Aubrey Denno	5.57	2-1	5	4	2	0/0	0	16.1	21	14	13	5	7	3	0	1	71	.296	1	3	0	0	2
12	Keaira Schilling	5.89	1-2	5	3	1	1/0	0	19.0	26	16	16	10	15	4	0	1	83	.313	4	1	0	1	0
25	Hannah Durham	7.41	1-0	4	0	0	0/0	0	5.2	4	6	6	4	2	0	0	1	21	.190	2	1	0	0	1
20	Lindsey Patterson	99.00	0-0	1	0	0	0/0	0	0.0	4	3	3	0	0	1	1	0	4	1.000	0	0	0	0	0
Totals		6.49	4-3	7	7	3	1/0	0	41.0	55	39	38	19	24	8	1	3	179	.307	7	5	0	1	3
Opponents		6.02	3-4	7	7	2	1/1	0	40.2	58	38	35	30	31	9	1	7	169	.343	0	3	0	2	8

PB - Team (1), Woodworth 1, Opp (2). Pickoffs - Team (1), C. Smith 1, Opp (1). SBA/ATT - C. Smith (8-8), Denno (6-6), Durham (2-2), Schilling (1-1), Woodworth (1-1).

Pitching Statistics (Non-Conference Games: 8-14)

No.	Name	ERA	W-L	APP	GS	CG	SHO	SV	IP	H	R	ER	BB	SO	2B	3B	HR	AB	B/Avg.	WP	HBP	BK	SFA	SHA
25	Hannah Durham	4.30	2-3	16	5	0	0/0	1	42.1	51	35	26	16	24	8	1	4	181	.282	2	4	0	0	3
12	Keaira Schilling	5.40	3-6	16	8	2	1/0	0	48.0	58	41	37	27	38	12	0	5	197	.294	7	1	0	2	1
14	Aubrey Denno	6.30	3-5	15	9	2	0/0	0	46.2	59	48	42	20	25	11	1	6	192	.307	1	4	0	2	6
20	Lindsey Patterson	21.00	0-0	2	0	0	0/0	0	1.0	4	3	3	1	0	1	1	0	6	.667	0	0	0	0	0
Totals		5.48	8-14	22	22	4	1/0	1	138.0	172	127	108	64	87	32	3	15	576	.299	10	9	0	4	10
Opponents		4.20	14-8	22	22	10	5/3	1	140.0	147	99	84	67	115	25	1	20	546	.269	4	15	1	4	17

PB - Team (4), C. Smith 3, Woodworth 1, Opp (7). Pickoffs - Team (3), C. Smith 3, Opp (2). SBA/ATT - C. Smith (22-29), Denno (8-11), Schilling (7-11), Durham (9-11), Woodworth (3-6), L. Patterson (1-2).

SOUTHEAST MISSOURI STATE UNIVERSITY

Hitting Game Highs

At bats:.....	30	(2 games)
Runs scored:.....	13	(3 games)
Hits:.....	17	vs Missouri Baptist (04-30-14)
RBIs:	13	(2 games)
Doubles:	4	(2 games)
Triples:.....	1	vs Loyola (02-22-14 at Southaven, Miss.)
Home runs:	2	(10 games)
Total bases:	27	vs Missouri Baptist (04-30-14)
Walks:.....	7	vs Loyola (02-22-14 at Southaven, Miss.)
Strikeouts:.....	14	vs Missouri-St. Louis (03-15-14)
Sac hits:	2	(6 games)
Sac flies:.....	2	at Saint Louis (04-23-14)
Stolen bases:	3	(2 games)
Hit by pitch:	4	(2 games)
Caught stealing:	1	(7 games)
Runners LOB:.....	10	(3 games)
Hit into DP:	2	vs Tennessee Tech (04-19-14)

Pitching Game Highs

Innings pitched:.....	8.0	vs Missouri-St. Louis (03-15-14)
Runs allowed:	14	vs Belmont (04-05-14)
Earned runs:.....	11	(2 games)
Walks allowed:	7	at Evansville (03-20-14)
Strikeouts:.....	11	vs Grambling State (02-16-14 at Monroe, La.)
Hits allowed:	15	(2 games)
Doubles allowed:.....	4	(4 games)
Triples allowed:	1	(7 games)
Homers allowed:	3	vs Jacksonville State (04-18-14)
Wild pitches:	3	vs Lipscomb (02-22-14 at Southaven, Miss.)
Hit batters:	3	(2 games)

Individual Hitting Game Highs

At bats:.....	5	Anderson vs Houston Baptist
Runs scored:.....	3	(5 games)
Hits:.....	4	Duffe vs Missouri Baptist (04-30-14)
RBIs:	5	Krack vs Austin Peay (03-29-14)
Doubles:	2	(5 games)
Triples:.....	1	Carpenter vs Loyola (02-22-14)
Home runs:	2	Krack at Saint Louis (04-23-14)
Total bases:	10	Krack at Saint Louis (04-23-14)
Walks:.....	2	(11 games)
Strikeouts:.....	3	(7 games)
Sac hits:	2	(2 games)
Sac flies:.....	1	(8 games)
Stolen bases:	2	Gass vs Missouri Baptist (04-30-14)
Hit by pitch:	2	(2 games)
Caught stealing:	1	(7 games)
Runners LOB:.....	6	Duncan at Eastern Kentucky (03-22-14)

Individual Pitching Game Highs

Innings pitched:.....	7.2	Durham vs Missouri-St. Louis (03-15-14)
Runs allowed:	10	(2 games)
Earned runs:.....	9	Schilling at SIUE (04-12-14)
Walks allowed:	5	Schilling vs Grambling State (02-16-14)
Strikeouts:.....	11	Schilling vs Grambling State (02-16-14)
Hits allowed:	11	SCHILLING, Keaira at SIUE (04-12-14)
Doubles allowed:.....	4	(4 games)
Triples allowed:	1	(7 games)
Homers allowed:	2	(2 games)
Wild pitches:	2	(3 games)
Hit batters:	3	(2 games)

Multiple-Hit Games

Player	2	3	4	5+	Total
S. Carpenter	13	4	-	-	17
Jamie Woodworth	8	1	-	-	9
Haylee Krack	4	5	-	-	9
Lindsey Patterson	7	1	-	-	8
Leah Duffe	3	2	1	-	6
Nicole Deering	4	1	-	-	5
Chelsea Smith	3	1	-	-	4
Renee Terry	2	-	-	-	2
Rachael Duncan	2	-	-	-	2
Alexis Anderson	1	1	-	-	2
Kelsey Gass	1	-	-	-	1

Multiple-RBI Games

Player	2	3	4	5+	Total
S. Carpenter	7	1	1	-	9
Haylee Krack	2	-	2	1	5
Lindsey Patterson	2	1	-	-	3
Leah Duffe	1	2	-	-	3
Jamie Woodworth	3	-	-	-	3
Chelsea Smith	1	1	-	-	2
Kelsey Gass	1	1	-	-	2
M. Touchette	-	2	-	-	2
Rachael Duncan	1	-	-	-	1
Alexis Anderson	1	-	-	-	1

Inning-by-Inning Summary

Inning	SEMO	Opp.
First	36	47
Second	23	41
Third	20	39
Fourth	23	55
Fifth	31	40
Sixth	19	28
Seventh	8	14
Eighth	1	1
Total	161	265

Longest Hitting Streaks of Season

Player	Games
Savannah Carpenter	6
Haylee Krack	6
Jamie Woodworth	5
Chelsea Smith	5
Lindsey Patterson	5
Alexis Anderson	4
Leah Duffe	4
Meaghan Touchette	3
Rachael Duncan	2
Kelsey Gass	2
Nicole Deering	2
Renee Terry	2
KC Saxe	1
Summer Burger	1

Miscellaneous Statistics

OPPONENTS



Southeast Missouri opens its 2015 season with 13-consecutive games on the road. The Redhawks will start Ohio Valley Conference play against UT Martin Mar. 14.



SOUTHEAST MISSOURI STATE UNIVERSITY

Alabama State

Friday, Feb. 13 • 2 p.m., CT • Monroe, La.
Saturday, Feb. 14 • 9 a.m., CT • Monroe, La.

Games

1, 3



General Information

Location..... Montgomery, Ala.
Enrollment..... 6,076
Nickname..... Hornets
Colors..... Old Gold & Black
Conference..... Southwestern Athletic
President..... Dr. Gwendolyn Boyd
Athletic Director..... Melvin Hines

Coaching Staff

Head Coach..... Chris Steiner-Wilcoxson
Career Record..... 318-177
Record at School..... First Year
Assistant Coaches..... Jeremy Leak,
Emma Johansen

Team Information

2014 Record..... 17-25
Conference Record..... 11-6
Starters Returning/Lost..... 8/2
Letterwinners Returning/Lost..... 13/2

Sports Information

Contact..... Peter Holehan
Office Phone..... (334) 229-5217
Email..... pholehan@alasu.edu
Fax..... (334) 262-2971
Website..... BamaStateSports.com

BamaStateSports.com

UL Monroe

Friday, Feb. 13 • 7 p.m., CT • Monroe, La.

Game

2



General Information

Location..... Monroe, La.
Enrollment..... 8,527
Nickname..... Warhawks
Colors..... Maroon & Gold
Conference..... Sun Belt
President..... Dr. Nick Bruno
Athletic Director..... Brian Wickstrom

Coaching Staff

Head Coach..... Corey Lyon
Career Record..... 90-89
Record at School..... 0-0
Assistant Coaches..... Candyce Carter,
Brittany Hile

Team Information

2014 Record..... 25-27
Conference Record..... 6-14
Starters Returning/Lost..... 11/3
Letterwinners Returning/Lost..... 16/3

Sports Information

Contact..... Taylor Shirey
Office Phone..... (318) 342-5461
Email..... shireytr@warhawks.ulm.edu
Website..... ULMWarhawks.com

ULMWarhawks.com

Grambling State

Saturday, Feb. 14 • 1 p.m., CT • Monroe, La.
Sunday, Feb. 15 • 10 a.m., CT • Monroe, La.

Games

4, 5



General Information

Location..... Grambling, La.
Enrollment..... 5,472
Nickname..... Lady Tigers
Colors..... Black & Gold
Conference..... Southwestern Athletics
President..... Dr. Frank Pogue
Athletic Director..... Aaron Jenkins

Coaching Staff

Head Coach..... Wilbert Early
Career Record..... 93-223
Record at School..... Same
Assistant Coach..... Roger Willhite

Team Information

2014 Record..... 12-23
Conference Record..... 6-14

Sports Information

Contact..... Santoria Black
Office Phone..... (318) 274-6562
Email..... blacks@gram.edu
Fax..... (318) 274-6562
Website..... GSUTigers.com

GSUTigers.com

Northern Iowa

Saturday, Feb. 21 • 9 a.m., CT
Memphis, Tenn.

Game

6



General Information

Location..... Cedar Falls, Iowa
Enrollment..... 12,273
Nickname..... Panthers
Colors..... Purple & Old Gold
Conference..... Missouri Valley
President..... Dr. Bill Ruud
Athletic Director..... Troy Dannen

Coaching Staff

Head Coach..... Ryan Jacobs
Career Record..... 207-162
Record at School..... Same
Assistant Coaches..... Julie Gerdes,
Matt Egger

Team Information

2014 Record..... 28-20
Conference Record..... 14-12
Starters Returning/Lost..... 7/2
Letterwinners Returning/Lost..... 8/3

Sports Information

Contact..... Riley Ubben
Office Phone..... (319) 273-3783
Email..... ubbenr@uni.edu
Fax..... (319) 273-3602
Website..... UNIPanthers.com

UNIPanthers.com

Opponents

Butler

Saturday, Feb. 21 • 11:30 a.m., CT
Memphis, Tenn.

Game
7



General Information

Location..... Indianapolis, Ind.
Enrollment..... 4,200
Nickname..... Bulldogs
Colors..... Blue & White
Conference..... BIG EAST
President..... James Danko
Athletic Director..... Barry Collier

Coaching Staff

Head Coach..... Scott Hall
Career Record..... 103-108
Record at School..... Same
Assistant Coach..... Jenna Grimm,
Jack Lewis

Team Information

2014 Record..... 24-28
Conference Record..... 10-10
Starters Returning/Lost..... 8/1
Pitchers Returning..... 3/2
Letterwinners Returning/Lost..... 14/4

Sports Information

Contact..... Jim McGrath
Office Phone..... (317) 940-9414
Email..... jmcgrath@butler.edu
Fax..... (317) 940-9808
Website..... ButlerSports.com

ButlerSports.com

Nicholls State

Sunday, Feb. 22 • Noon, CT
Memphis, Tenn.

Game
8



General Information

Location..... Thibodaux, La.
Enrollment..... 6,100
Nickname..... Colonels
Colors..... Red & Gray
Conference..... Southland
President..... Dr. Bruce Murphy
Athletic Director..... Rob Bernardi

Coaching Staff

Head Coach..... Angel Santiago
Career Record..... 55-91
Record at School..... Same
Assistant Coach..... Jessica Seamon

Team Information

2014 Record..... 19-34
Conference Record..... 9-16
Starters Returning/Lost..... 6/3
Pitchers Returning/Lost..... 3/2
Letterwinners Returning/Lost..... 11/9

Sports Information

Contact..... Jamie Bustos
Office Phone..... (985) 448-4281
Email..... jamie.bustos@nicholls.edu
Fax..... (985) 448-4924
Website..... GeauxColonels.com

GeauxColonels.com

Memphis

Sunday, Feb. 22 • 2 p.m., CT
Memphis, Tenn.

Game
9



General Information

Location..... Memphis, Tenn.
Enrollment..... 22,139
Nickname..... Tigers
Colors..... Blue & Gray
Conference..... American Athletic
President..... Dr. M. David Rudd
Athletic Director..... Tom Bowen

Coaching Staff

Head Coach..... Natalie Poole
Career Record..... 379-405
Record at School..... 67-106
Assistant Coaches..... Andy Lott,
Roya St. Clair

Team Information

2014 Record..... 23-33
Conference Record..... 5-15
Starters Returning/Lost..... 6/4
Pitchers Returning..... 2
Letterwinners Returning/Lost..... 12/8

Sports Information

Contact..... Jared Emerson
Office Phone..... (901) 678-5182
Email..... jmmrson1@memphis.edu
Fax..... (901) 678-4134
Website..... GoTigersGo.com

GoTigersGo.com

UMKC

Saturday, Feb. 28 • 10 a.m., CT
Springfield, Mo.

Game
10



General Information

Location..... Kansas City, Mo.
Enrollment..... 14,221
Nickname..... Kangaroos
Colors..... Blue & Gold
Conference..... Western Athletic
Chancellor..... Leo E. Morton
Athletic Director..... Carla Wilson

Coaching Staff

Head Coach..... Meredith Smith Neal
Career Record..... 139-219
Record at School..... Same
Assistant Coach..... Natalie Brock

Team Information

2014 Record..... 20-36
Conference Record..... 7-8
Starters Returning/Lost..... 10/0
Letterwinners Returning/Lost..... 15/1

Sports Information

Contact..... Kolby Paxton
Office Phone..... (816) 235-1053
Email..... rkphdc@mail.umkc.edu
Fax..... (816) 235-1035
Website..... UMKCKangaroos.com

UMKCKangaroos.com

Opponents

SOUTHEAST MISSOURI STATE UNIVERSITY

Missouri State

Saturday, Feb. 28 • 4 p.m., CT
Springfield, Mo.

Game
11



General Information

Location.....Springfield, Mo.
Enrollment.....24,489
Nickname.....Bears
Colors.....Maroon & White
Conference.....Missouri Valley
President.....Clif Smart
Athletic Director.....Kyle Moats

Coaching Staff

Head Coach.....Holly Hesse
Career Record.....674-666-2
Record at School.....Same
Assistant Coaches.....Sue Frederick,
Beth Perine

Team Information

2014 Record.....28-27
Conference Record.....10-16
Starters Returning/Lost.....5/5
Pitchers Returning.....3
Letterwinners Returning/Lost.....9/6

Sports Information

Contact.....Tim Bohn
Office Phone.....(417) 836-4867
Email.....tbohn@missouristate.edu
Website.....MissouriStateBears.com

MissouriStateBears.com

Saint Louis

Sunday, Mar. 1 • Noon, CT • Springfield, Mo.
Wednesday, Apr. 22 • 4 p.m., CT (DH) • Cape Girardeau, Mo.

Games
12, 44, 45



General Information

Location.....St. Louis, Mo.
Enrollment.....13,505
Nickname.....Billikens
Colors.....Royal Blue & White
Conference.....Atlantic 10
President.....Dr. Fred P. Pestello
Athletic Director.....Chris May

Coaching Staff

Head Coach.....Christy Connoyer
Career Record.....141-131
Record at School.....110-101
Assistant Coach.....Ashley Fleming,
Chelsea Thomas

Team Information

2014 Record.....30-21
Conference Record.....12-5
Starters Returning/Lost.....6/3
Pitchers Returning/Lost.....2/0
Letterwinners Returning/Lost.....12/4

Sports Information

Contact.....Mickey Smith
Office Phone.....(314) 977-3463
Email.....msmit145@slu.edu
Fax.....(314) 977-3178
Website.....SLUBillikens.com

SLUBillikens.com

Green Bay

Friday, Mar. 6 • Noon, CT
Cape Girardeau, Mo.

Game
14



General Information

Location.....Green Bay, Wis.
Enrollment.....6,700
Nickname.....Phoenix
Colors.....Forest Green & White
Conference.....Horizon League
Chancellor.....Gary L. Miller
Athletic Director.....Mary Ellen Gillespie

Coaching Staff

Head Coach.....Beth Spoehr
Assistant Coach.....Whitney Tornow

Team Information

2014 Record.....27-14
Conference Record.....11-5

Sports Information

Contact.....Stephen Wagner
Office Phone.....(920) 465-2903
Email.....wagners@uwgb.edu
Website.....GreenBayPhoenix.com

GreenBayPhoenix.com

Northern Kentucky

Friday, Mar. 6 • 2 p.m., CT
Cape Girardeau, Mo.

Game
15



General Information

Location.....Highland Heights, Ky.
Enrollment.....15,200
Nickname.....Norse
Colors.....Gold, Black & White
Conference.....Atlantic Sun
President.....Geoffrey Mearns, J.D.
Athletic Director.....Ken Bothof

Coaching Staff

Head Coach.....Kathy Stewart
Career Record.....488-344
Record at School.....Same
Assistant Coaches.....Laura Fillipp,
Chip Gregg

Team Information

2014 Record.....5-45
Conference Record.....1-22
Letterwinners Returning/Lost.....11/8

Sports Information

Contact.....Mike Anderson
Office Phone.....(859) 572-7659
Email.....andersonm3@nku.edu
Fax.....(859) 572-7956
Website.....NKUNorse.com

NKUNorse.com

Opponents

Western Illinois

Saturday, Mar. 7 • Noon, CT • Cape Girardeau, Mo.
Sunday, Mar. 8 • 2 p.m., CT • Cape Girardeau, Mo.

Games
16, 18



General Information

Location..... Macomb, Ill.
Enrollment..... 11,458
Nickname..... Fighting Leathernecks
Colors..... Purple & Gold
Conference..... The Summit League
President..... Dr. Jack Thomas
Athletic Director..... Tommy Bell

Coaching Staff

Head Coach..... Holly Van Vlymen
Career Record..... 204-233-2
Record at School..... Same
Assistant Coaches..... Beth Golitko,
Ashley Campbell

Team Information

2014 Record..... 19-28
Conference Record..... 4-13
Starters Returning/Lost..... 5/4
Pitchers Returning..... 13/6
Letterwinners Returning/Lost..... 13/6

Sports Information

Contact..... Matt Fischer
Office Phone..... (815) 351-0089
Email..... mr-fischer@wiu.edu
Website..... GoLeathernecks.com

GoLeathernecks.com

Cleveland State

Saturday, Mar. 7 • 2 p.m., CT
Cape Girardeau, Mo.

Game
17



General Information

Location..... Cleveland, Ohio
Enrollment..... 17,323
Nickname..... Vikings
Colors..... Forest Green & White
Conference..... Horizon League
President..... Dr. Ronald M. Berkman
Athletic Director..... John Parry

Coaching Staff

Head Coach..... Becky Norris
Career Record..... 24-20
Record at School..... Same
Assistant Coaches..... Lloydene Searle,
Grace Muller

Team Information

2014 Record..... 24-20
Conference Record..... 8-8
Starters Returning/Lost..... 9/1
Letterwinners Returning/Lost..... 6/7

Sports Information

Contact..... Greg Murphy
Office Phone..... (216) 687-5288
Email..... g.j.murphy@csuohio.edu
Fax..... (216) 523-7257
Website..... CSUVikings.com

CSUVikings.com

Missouri

Wednesday, Mar. 11 • 3 p.m., CT (DH)
Columbia, Mo.

Games
19, 20



General Information

Location..... Columbia, Mo.
Enrollment..... 35,441
Nickname..... Tigers
Colors..... Old Gold & Black
Conference..... Southeastern (SEC)
President..... Tim Wolfe
Athletic Director..... Michael Alden

Coaching Staff

Head Coach..... Ehren Earleywine
Career Record..... 515-177
Record at School..... 369-122
Assistant Coaches..... Pete D'Amour,
Gina Schneider

Team Information

2014 Record..... 43-18
Conference Record..... 15-9
Starters Returning/Lost..... 8/3
Pitchers Returning..... 1

Sports Information

Contact..... Chad Moller
Office Phone..... (573) 882-0712
Email..... mollerc@missouri.edu
Fax..... (573) 882-4720
Website..... MUTigers.com

MUTigers.com

UT Martin

Saturday, Mar. 14 • 1 p.m., CT (DH) • Cape Girardeau, Mo.
Sunday, Mar. 15 • 1 p.m., CT • Cape Girardeau, Mo.

Games
21, 22, 23



General Information

Location..... Martin, Tenn.
Enrollment..... 7,423
Nickname..... Skyhawks
Colors..... Navy Blue & Orange
Conference..... Ohio Valley
Chancellor..... Dr. Thomas A. Rakes
Athletic Director..... Julio Freire

Coaching Staff

Head Coach..... Mary-Ellen Hall
Career Record..... 706-380
Record at School..... Same
Assistant Coach..... Roger Willhite

Team Information

2014 Record..... 27-27-1
Conference Record..... 14-10
Starters Returning/Lost..... 6/5
Pitchers Returning..... 4/0
Letterwinners Returning/Lost..... 10/8

Sports Information

Contact..... Alex Boggis
Office Phone..... (731) 881-7694
Email..... daboggis@utm.edu
Website..... UTMSports.com

UTMSports.com

Opponents

SOUTHEAST MISSOURI STATE UNIVERSITY

Indiana State

Wednesday, Mar. 18 • 1 p.m., CT (DH)
Cape Girardeau, Mo.

Games

24, 25



General Information

Location..... Terre Haute, Ind.
Enrollment..... 13,183
Nickname..... Sycamores
Colors..... Royal Blue & White
Conference..... Missouri Valley
President..... Dr. Daniel J. Bradley
Athletic Director..... Ron Prettyman

Coaching Staff

Head Coach..... Shane Bouman
Career Record..... 228-296
Record at School..... 35-68
Assistant Coaches..... Amanda Zust,
Sam Heinzman

Team Information

2014 Record..... 27-26
Conference Record..... 5-19
Starters Returning/Lost..... 8/2
Pitchers Returning..... 2/0
Letterwinners Returning/Lost..... 11/2

Sports Information

Contact..... Blaine Kinsey
Office Phone..... (812) 237-8972
Email..... blaine.kinsey@indstate.edu
Fax..... (812) 237-4913
Website..... GoSycamores.com

GoSycamores.com

Tennessee Tech

Saturday, Mar. 21 • Noon, CT (DH)
Cookeville, Tenn.

Games

26, 27



General Information

Location..... Cookeville, Tenn.
Enrollment..... 11,118
Nickname..... Golden Eagles
Colors..... Purple & Gold
Conference..... Ohio Valley
President..... Dr. Philip Oldham
Athletic Director..... Mark Wilson

Coaching Staff

Head Coach..... Bonnie Bynum
Career Record..... 47-62
Record at School..... Same
Assistant Coaches..... Tiffany Wilkinson,
Bailey Dillender

Team Information

2014 Record..... 25-34
Conference Record..... 15-12
Starters Returning/Lost..... 7/3
Pitchers Returning..... 4/0
Letterwinners Returning/Lost..... 14/5

Sports Information

Contact..... Dylan Vazzano
Office Phone..... (931) 372-3293
Email..... dvazzano@tntech.edu
Website..... TTUSports.com

TTUSports.com

Jacksonville State

Sunday, Mar. 22 • Noon, CT (DH)
Jacksonville, Ala.

Games

28, 29



General Information

Location..... Jacksonville, Ala.
Enrollment..... 9,504
Nickname..... Gamecocks
Colors..... Red & White
Conference..... Ohio Valley
President..... Dr. William A. Meehan
Interim Athletic Director..... Greg Seitz

Coaching Staff

Head Coach..... Jana McGinnis
Assistant Coaches..... Mark Wisener,
Julie Boland

Team Information

2014 Record..... 40-15
Conference Record..... 22-5

Sports Information

Contact..... Josh Underwood
Office Phone..... (256) 782-5915
Email..... underwood@jsu.edu
Fax..... (256) 782-5958
Website..... JSUGamecockSports.com

JSUGamecockSports.com

SIU Edwardsville

Saturday, Mar. 28 • 1 p.m., CT (DH) • Cape Girardeau, Mo.
Sunday, Mar. 29 • 1 p.m., CT, Cape Girardeau, Mo.

Games

30, 31, 32



General Information

Location..... Edwardsville, Ill.
Enrollment..... 13,972
Nickname..... Cougars
Colors..... Red & White
Conference..... Ohio Valley
Chancellor..... Julie Furst-Bowe
Athletic Director..... Dr. Bradley Hewitt

Coaching Staff

Head Coach..... Sandy Montgomery
Career Record..... 914-464-2
Record at School..... Same
Assistant Coaches..... Jessica Jones,
Valerie McCoy

Team Information

2014 Record..... 30-23
Conference Record..... 19-5
Starters Returning/Lost..... 5/4
Letterwinners Returning/Lost..... 13/6

Sports Information

Contact..... Eric Hess
Office Phone..... (618) 650-3608
Email..... ehess@siue.edu
Website..... SIUECougars.com

SIUECougars.com

Opponents

Tennessee State

Friday, Apr. 3 • Noon, CT (DH) • Nashville, Tenn.

Games

33, 34



General Information

Location.....Nashville, Tenn.
Enrollment.....9,165
Nickname.....Tigers
Colors.....Royal Blue & White
Conference.....Ohio Valley
President.....Dr. Glenda Glover
Athletic Director.....Teresa Phillips

Coaching Staff

Head Coach.....Tom Opdenbrouw
Career Record.....205-187
Record at School.....First Year
Assistant Coaches.....Matt Danna,
Katie Burkhardt-Gooch

Team Information

2014 Record.....18-38
Conference Record.....6-20
Pitchers Returning/Lost.....1/2
Letterwinners Returning/Lost.....6/6

Sports Information

Contact.....Jose' Garcia
Office Phone.....(615) 963-5674
Email.....jgarcia1@tnstate.edu
Fax.....(615) 963-7589
Website.....TSUTigers.com

TSUTigers.com

SOUTHEAST MISSOURI Belmont

Saturday, Apr. 4 • 11 a.m., CT (DH) • Nashville, Tenn.

Games

35, 36



General Information

Location.....Nashville, Tenn.
Enrollment.....6,665
Nickname.....Bruins
Colors.....Navy Blue, Red & White
Conference.....Ohio Valley
President.....Dr. Robert C. Fisher
Athletic Director.....Mike Strickland

Coaching Staff

Head Coach.....Chris Kuhlmeier
Career Record.....64-187
Record at School.....Same
Assistant Coaches.....Fred Gillum,
Taylor Orsburn

Team Information

2014 Record.....13-36
Conference Record.....7-19
Letterwinners Returning/Lost.....13/6

Sports Information

Contact.....Nick Brown
Office Phone.....(615) 460-5990
Email.....nicholas.brown@pop.belmont.edu
Fax.....(615) 460-5584
Website.....BelmontBruins.com

BelmontBruins.com

Southern Illinois

Wednesday, Apr. 8 • 4 p.m., CT • Cape Girardeau, Mo.

Game

37



General Information

Location.....Carbondale, Ill.
Enrollment.....17,989
Nickname.....Salukis
Colors.....Maroon & White
Conference.....Missouri Valley
President.....Randy Dunn
Interim Athletic Director.....Dr. Harold Bardo

Coaching Staff

Head Coach.....Kerri Blaylock
Career Record.....541-279
Record at School.....Same
Assistant Coaches.....Jen Sewell,
Buddy Foster

Team Information

2014 Record.....28-24
Conference Record.....15-11
Starters Returning/Lost.....5/5
Letterwinners Returning/Lost.....13/5

Sports Information

Contact.....John Lock
Office Phone.....(618) 453-7102
Email.....jlock2@siu.edu
Fax.....(618) 453-2648
Website.....SIUSalukis.com

SIUSalukis.com

Murray State

Saturday, Apr. 11 • 1 p.m., CT (DH) • Murray, Ky.

Sunday, Apr. 12 • 1 p.m., CT • Murray Ky.

Game

38, 39, 40



General Information

Location.....Murray, Ky.
Enrollment.....11,207
Nickname.....Racers
Colors.....Navy & Gold
Conference.....Ohio Valley
President.....Dr. Robert Davies
Athletic Director.....Allen Ward

Coaching Staff

Head Coach.....Kara Amundson
Career Record.....57-51
Record at School.....Same
Assistant Coach.....Ashley Gilland,
Kristen Emerling

Team Information

2014 Record.....32-23
Conference Record.....16-9
Starters Returning/Lost.....8/2
Letterwinners Returning/Lost.....16/3

Sports Information

Contact.....Parker Griffith
Office Phone.....(270) 809-3351
Email.....pgriffith2@murraystate.edu
Website.....GoRacers.com

GoRacers.com

Opponents

SOUTHEAST MISSOURI STATE UNIVERSITY

Morehead State

Saturday, Apr. 18 • Noon, CT (DH)
Cape Girardeau, Mo.

Games

41, 42



General Information

Location..... Morehead, Ky.
Enrollment..... 10,951
Nickname..... Eagles
Colors..... Blue & Gold
Conference..... Ohio Valley
President..... Dr. Wayne D. Andrews
Athletic Director..... Brian Hutchinson

Coaching Staff

Head Coach..... David Williams
Career Record..... 234-227-1
Record at School..... 55-95-1
Assistant Coach..... Rebecca Moran,
Katie Yoho

Team Information

2014 Record..... 15-36-1
Conference Record..... 9-16
Starters Returning/Lost..... 6/3
Pitchers Returning/Lost..... 2/2
Letterwinners Returning/Lost..... 10/9

Sports Information

Contact..... Matt Segal
Office Phone..... (606) 783-2557
Email..... m.segal@moreheadstate.edu
Website..... MSUEagles.com

MSUEagles.com

Eastern Kentucky

Sunday, Apr. 19 • Noon, CT (DH)
Cape Girardeau, Mo.

Games

43, 44



General Information

Location..... Richmond, Ky.
Enrollment..... 16,454
Nickname..... Colonels
Colors..... Maroon & White
Conference..... Ohio Valley
President..... Dr. Michael Benson
Athletic Director..... TBA

Coaching Staff

Head Coach..... Jane Worthington
Career Record..... 602-569
Record at School..... Same
Assistant Coach..... Lacy Wood

Team Information

2014 Record..... 29-22
Conference Record..... 15-10
Starters Returning/Lost..... 7/2
Pitchers Returning/Lost..... 4/0
Letterwinners Returning/Lost..... 12/4

Sports Information

Contact..... Michael Clark
Office Phone..... (859) 622-6170
Email..... michael.clark@eku.edu
Fax..... (859) 622-5108
Website..... EKUSports.com

EKUSports.com

Eastern Illinois

Saturday, Apr. 25 • 1 p.m., CT (DH) • Cape Girardeau, Mo.
Sunday, Apr. 26 • 1 p.m., CT • Cape Girardeau, Mo.

Games

45, 46, 47



General Information

Location..... Charleston, Ill.
Enrollment..... 9,985
Nickname..... Panthers
Colors..... Blue, Gray & White
Conference..... Ohio Valley
President..... Dr. William Perry
Athletic Director..... Thomas Michael

Coaching Staff

Head Coach..... Angie Nicholson
Career Record..... 385-281-1
Record at School..... 38-17
Assistant Coach..... Stephanie Taylor

Team Information

2014 Record..... 38-17
Conference Record..... 17-7
Starters Returning/Lost..... 4/6
Pitchers Returning..... 1
Letterwinners Returning/Lost..... 9/8

Sports Information

Contact..... Bart Rettbert
Office Phone..... (217) 581-6408
Email..... bvrettberg@eiu.edu
Website..... EIUPanthers.com

EIUPanthers.com

Arkansas

Wednesday, Apr. 29 • 3 p.m., CT (DH)
Fayetteville, Ark.

Games

48, 49



General Information

Location..... Fayetteville, Ark.
Enrollment..... 25,365
Nickname..... Razorbacks
Colors..... Cardinal & White
Conference..... Southeastern (SEC)
Chancellor..... Dr. G. David Gearhart
Athletic Director..... Jeff Long

Coaching Staff

Head Coach..... Mike Larabee
Career Record..... 247-291
Record at School..... 133-144
Assistant Coaches..... Sue Carpenter,
Randi Davis

Team Information

2014 Record..... 27-28
Conference Record..... 5-19
Starters Returning/Lost..... 9/8
Letterwinners Returning/Lost..... 11/10

Sports Information

Contact..... Zach Lawson
Office Phone..... (479) 575-7089
Email..... zlawson@uark.edu
Website..... ArkansasRazorbacks.com

ArkansasRazorbacks.com

Opponents

Austin Peay

Saturday, May 2 • 1 p.m., CT (DH) • Clarksville, Tenn.
Sunday, May 3 • 1 p.m., CT • Clarksville, Tenn.

Games

50, 51, 52



General Information

Location..... Clarksville, Tenn.
Enrollment..... 10,597
Nickname..... Lady Govs
Colors..... Red & White
Conference..... Ohio Valley
President..... Dr. Alisa White
Athletic Director... Derek van der Merwe

Coaching Staff

Head Coach..... Stephanie Paris
Career Record..... 38-58
Record at School..... Same
Assistant Coaches..... Shane Showalter,
Denny Boguskie

Team Information

2014 Record..... 20-32
Conference Record..... 8-18
Starters Returning/Lost..... 5/4
Pitchers Returning..... 3
Letterwinners Returning/Lost..... 12/8

Sports Information

Contact..... Chris Austin
Office Phone..... (931) 221-7561
Email..... chris_austin24@yahoo.com
Fax..... (931) 221-7562
Website..... LetsGoPeay.com

LetsGoPeay.com

SOUTHEAST MISSOURI

OVC Tournament

Wednesday-Saturday, May 6-9
Site of Regular-Season Champion



OVCsports.com

Series Results vs. Opponents (since 1982)

Akron			Arkansas			Austin Peay			W			W			W		
1986	W	2-1	2010	L	2-4	1989	L	1-5	1996	W	3-0*		L	5-6*	2010	W	12-5
2001	W	6-0#					W	4-1		W	2-0*		W	5-3#^		L	3-4
Alabama A&M			Arkansas State			1980	W	8-0		W	9-0	2003	L	1-2		L	2-11
2007	W	8-0*	1984	W	9-1		L	1-9		W	13-0		W	5-0	2011	W	6-3#
2008	W	15-0#	1985	W	5-0	1991	W	8-0	1997	W	7-1		W	5-4#^		W	9-1*
Alcorn State			1986	W	11-0		W	9-1		W	3-1	2004	L	2-5*		W	8-5*
2006	W	5-0#		W	10-0	1992	W	11-4*		W	2-1#^		W	8-0*		L	1-2*
American International				W	4-1		W	3-0*	1998	W	9-1	2005	W	4-0*	2012	W	7-3
1991	W	7-0#	Army				W	7-0*		W	6-5		W	5-1*		W	5-4
Appalachian State			1987	W	1-0	1993	L	1-2		W	2-1*	2006	L	2-4*		W	6-2
2010	L	2-10#		W	7-0		L	2-3		W	9-1*		W	4-1	2013	L	5-6
Arkansas - Pine Bluff			1988	L	1-2		W	2-1*		W	8-2*^		W	4-1		L	0-6
2008	W	11-2#	1989	L	0-3	1994	W	10-6*	1999	W	4-0	2007	W	5-2		L	1-4
			Ashland				W	5-0*	2000	W	3-0		L	0-9*	2014	L	1-4*
							W	6-2*		W	4-3		L	6-7*		W	13-4*
			1987	W	4-0		W	3-2		W	8-0*	2008	W	9-1*		L	2-6*
			1988	W	2-0		W	6-2		W	1-0*		L	4-5			
							W	3-0^	2001	W	8-0*		W	9-4			
						1995	W	4-1*		W	11-4*		W	12-0			
							W	3-0*		L	0-1	2009	W	4-1*			
							W	8-4	2002	W	3-2*		W	6-5*			

Opponents

SOUTHEAST MISSOURI STATE UNIVERSITY

Ball State			Bradley			W 4-2			Creighton			W 3-2*			Eastern Kentucky			
1984	W	3-0	1992	L	1-2#	1988	L	2-6	1995	L	3-4#		L	0-1	1993	W	3-0*	
	W	9-0	1998	W	9-1#		W	3-0		L	1-7#		W	1-0*		W	9-1*	
1993	L	1-2#	2000	W	5-2*	1989	L	0-4	1996	W	7-4#		W	7-1#^		W	7-0	
2014	L	2-11#	2004	W	8-6*		W	5-3	1997	W	5-4#	2000	W	6-1*		W	6-0	
			2007	L	2-3*	1991	L	2-7#!		L	2-5#			L	1-5*	1994	W	2-1*
							W	3-2#!		L	0-1#			W	3-0		W	3-2*
							W	4-1#\$	2000	L	0-1*		W	3-2#^		W	9-2#^	
												2001	L	1-3	1995	W	4-3	
													W	3-0		W	5-2	
													W	7-3*		W	3-2^	
													L	0-1#^		L	0-2^	
												2002	L	0-6*	1996	W	3-0*	
													L	4-5*		W	3-1*	
													W	4-0		W	6-0	
												2003	W	7-6		L	2-4	
													L	0-1	1997	W	15-2	
													W	6-5*		W	9-1*	
													W	4-2#^		W	2-0*	
												2004	W	3-2*	1999	W	4-3*	
													L	1-4*		W	4-3*	
													W	2-1	2000	L	1-7*	
												2005	L	6-7		L	0-2*	
													L	1-4		W	9-3*	
													W	3-1*	2001	W	2-1	
												2006	W	10-5*		W	6-4	
													W	11-1*		L	1-2	
													L	1-7		L	0-2#^	
												2007	L	2-3	2002	L	1-2*	
													L	7-11		L	2-3*	
													W	5-2*		L	1-7*	
												2008	W	7-2*		L	0-7^	
													W	7-6*	2003	L	1-4	
													L	3-4		W	4-0	
												2009	W	11-3		L	0-3	
													W	6-2		L	2-7#^	
													W	8-3*	2004	L	1-3*	
												2010	L	2-10*		L	0-3*	
													L	0-3*		W	8-0*	
													L	0-2		W	3-1*	
												2011	L	0-4		W	3-2*	
													L	0-2	2006	W	3-1	
													W	8-4*		L	1-15	
													W	4-0^		L	1-4	
												2012	W	9-1^		L	0-3#^	
													L	2-3*	2007	L	9-10*	
													L	3-5*		W	3-2*	
													L	0-1		W	3-12*	
												2013	W	4-1*	2008	L	2-6	
													L	1-5*		L	2-10	
													L	1-10*		L	2-10*	

Series Results vs. Opponents

2009	W	4-3*		W	11-2		L	0-1*	Georgia State		Illinois State		IUPUI				
	W	8-5*		W	4-0	2014	L	5-6	1992	W	1-0	1997	W	3-1			
	W	4-3*		W	4-0		L	4-8					W	5-0			
2010	W	6-0		W	8-0				Georgia Tech		2004	L	7-9#	1990	L	0-1	
	L	4-5	1991	W	8-7		Fairfield		1995	W	2-1#	2007	L	0-7*	2006	W	18-7*
	L	2-7		W	3-1	1989	W	7-0	2013	L	4-9*	2010	L	1-12*	2007	W	9-0*
2011	W	5-1*		W	2-0*	1996	W	5-0#							2010	W	15-7*
	L	0-8*		W	8-1*		W	12-2#		Grambling			Indiana			W	5-4*
	L	2-9*	1992	W	6-3#				2012	W	15-8#	1997	L	3-7	2012	L	0-5#
2012	W	7-5		W	7-4		Florida Atlantic			W	21-3#	2001	W	8-0#			
	L	2-3		W	3-0	1995	W	8-0#	2013	W	6-3#					Jackson State	
	L	2-4		W	6-1#	2008	L	6-7	2014	W	9-1#		Indiana (Pa.)		2008	W	8-0
2013	W	12-11*		W	3-0#					W	2-0#	1991	W	3-0#		W	12-3
	L	4-6*		W	3-1*		Florida Gulf Coast								2009	W	11-0
2014	L	1-5		W	14-5*	2008	L	0-5#	Grand Valley State		Indiana State				2010	W	11-3
	W	5-3	1993	W	3-0#				1986	W	4-2	1983	W	2-1	2012	L	1-11
				W	4-1#		Florida Southern		1987	W	2-0		W	3-2	2013	L	0-1
Elmhurst College				W	3-1*	1987	L	0-2		W	4-0	1999	W	1-0#			
1986	W	6-0		L	2-3*		L	0-3	1989	L	3-5		W	12-4#		Jacksonville State	
	W	13-0	1994	L	1-2#	1989	L	0-4		W	7-4	2002	W	6-2*	2002	L	1-3#
			1995	L	1-3#		L	0-4		W	7-2	2004	L	1-3*	2004	L	5-6*
Elon				L	2-6		L	1-4	1990	W	4-2	2010	W	6-3#		L	3-6*
2009	L	2-4		L	3-5	1990	L	0-3					W	5-3		L	5-9*
	L	1-8	1996	W	8-3*	1991	L	0-2#	Greenville				L	2-4		L	4-5#^
				W	2-0*		W	1-0\$	1986	L	0-4	2011	W	6-2#	2005	L	2-7
Emporia State			1997	L	0-1#		W	3-1\$					W	10-8*		L	0-5
1986	W	6-0		W	7-0				Kentucky				W	4-2*		L	0-4
	W	4-0		W	7-2		Fordham		1999	W	5-1*	2012	W	4-0		L	4-6^
			1998	L	4-5*	1998	W	5-0#					W	9-6	2006	L	3-5*
Evansville				L	8-10*	2004	L	1-5#				2013	W	5-4*		L	2-3*
1982	L	0-5	1999	L	4-7				Hawai'i				W	9-4*		L	3-10*
1984	L	1-3		L	0-4		Furman		1997	L	6-9	2014	L	2-3	2007	L	4-9
	W	5-4	2003	L	0-6	1995	W	6-1#					L	0-2		L	3-6
	W	3-2		L	1-3				Harvard							L	3-11
1985	L	2-3	2004	L	2-9*		Gardner-Webb		2001	L	3-4#				2008	L	3-6*
	W	2-1		L	2-9*	2002	W	8-1#				Iona				L	0-7*
1986	W	4-0	2005	L	0-9				Houston Baptist			2004	L	2-4#		L	4-8*
	L	5-6		L	2-3		George Mason		2014	W	9-7#				2009	L	0-9
	W	1-0	2006	W	4-2*	1994	W	5-0#		L	3-6#		Iowa State			L	1-12
	L	1-2		W	10-1*	1995	W	3-0#	Illinois-Chicago			1992	W	6-5#		L	1-11
1987	W	7-0	2007	L	2-3#	2005	W	5-0#	1984	W	6-0	2000	L	1-5*	2011	L	5-8
	W	4-1		L	6-7				1992	L	2-3#	2004	W	8-4*		W	7-6
	W	8-7		W	5-3		George Washington		1993	L	0-3#	2008	L	1-8#		L	8-13
1988	L	0-6	2008	L	4-16#	2005	W	1-0#	1994	L	0-7#					L	0-4#^
	L	0-4	2011	W	9-0*				2001	L	0-6*		IPFW			W	3-2#^
	W	7-0		L	2-4*		Georgia College					2010	W	7-4#		L	5-9#^
1989	W	10-5	2012	W	6-1								W	4-3*	2012	L	8-9*
	W	8-0		L	4-5											W	3-1*
	W	2-0	2013	L	0-8											L	1-2*
	W	10-2		L	2-9										2013	L	2-4
1990	W	10-0		W	3-2*											L	5-13

Series Results vs. Opponents

SOUTHEAST MISSOURI STATE UNIVERSITY

2014	L	0-9*	Lewis University			Louisiana Lafayette			Memphis			2003	L	0-6*	L			2-3#
	L	0-9*	1986	W	4-1				2006	W	2-1		L	0-10#		1994	L	0-2
			1987	W	4-0	1994	L	1-2#		L	2-3		L	0-5#			W	6-5
	Kansas			W	5-1	1995	L	1-6#	2007	L	1-2	2006	W	12-3	1995	L	0-12#	
1999	L	0-7#	1988	W	3-0					W	4-3*		W	11-0		L	1-2#	
	L	1-5#!	1989	L	1-2	Louisiana Tech				L	1-10*	2007	L	2-3	1996	L	2-4#	
	L	1-3#!		L	0-1	1994	L	1-3#	2008	L	1-3	2008	W	6-4*		L	1-4#	
	Kent State		1990	W	7-0	2010	L	3-5#	2012	L	0-1		L	3-5*	1997	L	7-10	
2001	L	0-2#	Liberty			2011	W	5-4#	2013	L	1-2#	2011	L	3-7		L	0-4	
			1998	W	8-0	Louisville			2014	L	1-6		W	3-2	1998	L	2-8	
	Kentucky					2000	W	4-3#	Mercer				W	8-2*	2000	W	5-0#	
1998	W	9-6#	Lincoln University (Mo.)			2001	L	2-7#	2001	W	2-1#		W	10-3*	2001	L	3-4*	
2001	W	1-0	1982	W	2-1	Loyola - Chicago			Miami (Ohio)			Mississippi				L	1-5*	
				W	4-1	1993	L	2-4#	2012	L	2-6#		L	0-8*	2002	L	2-10	
	Kentucky Wesleyan		1983	W	6-3	1994	W	7-0#					W	4-2	2003	L	0-12	
1984	W	7-0	1984	W	17-1	1995	W	9-8#	Middle Tennessee				L	0-8		L	0-9*	
1985	W	3-0	1985	W	8-0		L	1-6#	1993	L	1-3*	2002	L	3-5*	2005	L	0-8#	
	W	1-0	1986	W	18-0	2000	L	1-3*		W	2-1*		L	1-4*		L	2-6#	
	W	12-6	1987	W	4-0		W	2-0*	1994	W	3-2	2007	W	7-3	2006	L	1-7#	
	L	1-3		L	1-2	2001	L	2-6*		W	6-1		L	2-12	2009	L	0-8#	
	Lake Superior State		1988	W	5-2		L	3-8*		L	1-2*	2011	L	2-4	2010	L	0-13	
				W	9-0	2014	W	13-3#		L	0-2*	Mississippi for Women			2011	L	0-5#	
1985	W	5-1	1989	W	3-0	Maine			1995	L	1-2	Mississippi for Women			2012	L	0-9#	
1990	W	3-2		W	6-2	1992	L	0-2#		W	3-0	Mississippi for Women						
	W	5-3	Lipscomb			1993	W	3-2#		W	3-2#	Mississippi for Women			Missouri Baptist			
			2003	W	6-0	1994	L	1-3#		W	3-0*	Mississippi for Women			1985	W	10-1	
	Lamar State			L	5-6	1995	W	3-1#		L	0-1*	Mississippi for Women				W	6-2	
1985	L	2-3		W	17-8*	1996	W	9-2#	1996	W	4-3	Mississippi for Women			2014	W	10-5*	
	W	6-0	2005	L	3-7*	Manhattan				W	6-2	Mississippi for Women				W	13-1*	
				L	4-5*	1998	W	13-2#		W	10-2*	Mississippi State			Missouri Southern			
	LaSalle		2006	L	2-3*					W	8-3*	1984	W	2-0	1989	L	0-1	
1993	W	13-4#	2014	L	0-11#	Marshall			1997	W	3-1^	1985	L	0-2		L	3-4	
						2003	L	2-5#		W	10-3*		L	5-9	1990	W	6-0	
	UL Monroe						W	5-4#		W	3-2*	2006	L	2-5		L	0-1*	
2008	L	1-2	Lock Haven							W	3-0		L	0-3		W	4-0*	
2009	W	4-1	1988	W	1-0	McKendree			1998	W	5-0*					W	3-1#!	
	W	4-3	1991	L	4-6#	1987	W	5-2		W	4-1*	Mississippi Valley			Missouri State			
2010	L	6-9				1989	L	0-1	1999	W	2-1	2013	W	3-2#		L	3-4	
2011	L	3-11	Longwood				W	5-3		W	4-1				1991	L	0-1*	
	L	1-6	2008	L	1-12#	McNeese State				W	9-0#^	Missouri				W	4-0*	
2012	W	8-4		W	2-0#	2010	L	2-6#		W	4-2	1989	L	0-2	1992	W	7-4*	
2013	L	1-5								L	1-2		W	4-1		L	4-7*	
2014	L	4-6								W	1-0	1992	L	1-6	1993	L	1-2	
										L	1-3^		L	1-3		L	1-8	
										L	1-3^		L	7-10#	1994	L	0-3*	
									2001	L	0-4*		L	6-8#		L	0-2*	
										L	0-4*	1993	W	8-5#	1997	L	4-8	

Series Results vs. Opponents

SOUTHEAST MISSOURI STATE UNIVERSITY

Saginaw Valley	W	6-0	L	1-6	L	1-3	1987	L	0-1	L	4-8
1985 W 1-0	1997 W 7-4#	L 0-3	1989 L 0-2	1988 W 3-1	2009 L 1-2						
	W 9-0*		L 2-4	L 0-7	L 0-6						
St. Cloud State	W 7-0*	Samford	W 7-6	1989 W 1-0	2011 L 0-10*						
1990 L 0-4	1998 W 5-2	1995 L 2-6#	1990 L 1-2	W 3-0	2012 L 6-7						
	W 12-1	2004 L 0-2	1991 L 2-4*	L 0-4	2013 W 14-7*						
Saint Joseph's	W 10-1#	L 0-2	W 4-1	L 2-4							
1989 W 2-0	1999 W 6-2*	L 2-3	L 0-4	1991 W 7-1*	Southern Indiana						
	W 11-0*	2005 W 7-0*	L 1-6*	L 0-3*	1984 W 4-1						
Saint Louis	W 5-0#	W 2-1*	L 3-12*	1992 L 3-5	W 4-1						
1982 W 2-1	2000 W 10-3	L 3-4*	2010 W 7-6#	W 5-4*	1985 W 4-0						
L 0-8	W 5-3	W 6-5#^	L 5-6#	W 6-5*	W 5-2						
L 4-5	2001 L 1-2*	2006 L 0-1	L 2-3	L 3-4	1986 W 10-0						
W 2-1	W 11-3*	L 1-2	W 3-2	L 0-5	W 8-0						
1983 W 7-0	2003 L 2-4*	L 1-2	2011 W 11-4	1993 L 3-4*	W 13-1						
W 3-0	2004 L 1-2	2007 W 3-1*	W 8-6	L 5-7*	1987 W 11-0						
1984 W 8-2	L 4-6	L 2-10*	L 1-11	1994 L 3-6	W 10-0						
W 4-0	2005 W 8-3*	W 9-1*	W 4-3#^	L 5-10	W 3-1						
1985 W 4-0	L 3-7	2008 W 4-3	2012 W 4-1*	1995 L 2-3	1988 W 4-0						
W 10-0	2006 W 8-4#	L 0-8	W 9-8*	L 3-11	W 11-2						
W 11-1	L 0-3	L 1-7	2013 L 1-11*	L 4-9	1990 L 0-3						
W 5-2	W 9-0	2013 L 1-2#	L 0-13*	1996 L 0-3*	W 4-1						
1986 W 10-2	2007 W 4-3*	San Jose State	L 1-9*	W 8-1*	W 3-1						
W 8-5	W 6-4*	1999 L 4-5#	2014 L 0-10	1997 L 0-8#	W 10-3*						
1987 W 2-0	2008 W 7-3*		L 2-9	W 5-3	W 5-4*						
W 4-0	W 6-0		L 0-3	L 2-4	W 8-1*						
L 2-3	W 2-1	Siena		L 1-3							
W 10-6	2009 W 1-0#	2003 W 8-1*	South Alabama	L 2-9							
1988 W 5-0	W 9-5*		2011 L 3-8#	1998 L 0-3	Southwest Baptist						
W 2-1	W 5-4*	SIU Edwardsville		L 3-4*	1987 W 4-2						
1989 W 7-0	2010 L 2-10#	1982 L 1-4	Southern Illinois	T 3-3*	W 8-1						
W 6-2	L 1-9	L 4-1	1982 W 1-0	W 3-2	L 4-5						
1990 W 3-2	W 6-3	1983 W 4-3	L 3-4	1999 W 5-4	L 2-3						
W 10-0	2011 L 3-8	L 1-6	L 5-7	L 4-7	L 0-3						
1992 W 14-0	W 5-1*	W 4-2	W 3-2	L 1-9	1989 W 5-0						
W 7-0	L 2-3*	L 0-1	L 4-5	2000 L 0-8*	1990 L 0-1						
W 1-0#	2012 L 4-5#	L 0-4	1983 L 0-10	L 1-8*	L 1-8						
W 2-1#	L 0-1	1984 W 3-2	L 0-5	L 0-1#	L 1-4						
W 1-0*	W 6-1	W 2-0	W 5-3	2001 L 0-5	1991 L 4-5*						
W 7-6*	2013 L 1-5*	1985 W 5-4	1984 L 3-4	W 4-0	W 3-1						
1993 L 2-3	2014 L 4-7*	L 1-4	W 4-0	L 0-11*	W 10-5*						
W 9-2	L 0-8	W 2-1	W 4-1	2002 L 1-7							
L 2-8*	W 9-7	L 1-2	L 0-4	L 0-1	Stephen F. Austin						
W 3-0*		L 1-2	1985 L 1-6	L 1-3*	1986 L 0-1						
1994 W 6-0*	Saint Peter's	L 0-2	L 1-6	2003 L 3-9*	W 3-1						
W 9-2*	2005 W 4-0#	1987 W 3-0	L 0-1	L 1-5*	L 0-2						
W 9-0		W 4-3	L 0-5	2004 L 1-3							
W 9-4	Sam Houston	W 3-1	1986 L 4-5	L 0-3	Syracuse						
1995 W 14-1*	1985 L 3-7	L 3-4	L 1-2	2005 L 0-1*	2000 L 1-3#						
W 10-0*	L 1-6	1988 W 5-0	W 1-0	L 1-4*							
1996 W 8-0	1986 L 0-1	L 1-2	L 0-3	2006 L 0-4							

Series Results vs. Opponents

Tarkio College			Tennessee State			Tennessee Tech			Troy State			Truman State			UNC Charlotte			UNC Greensboro			UNC Wilmington		
1986	W	1-0	1994	W	11-0	1992	L	0-1	1996	W	2-0*	1982	L	1-4	1994	L	1-2#	1993	L	0-4#	1994	W	8-0#
	W	3-0		W	12-1		W	3-1		W	15-0*		L	3-4		W	5-2#		W	2-1#		L	1-2
				W	18-0*		W	4-3*		W	10-2*		L	0-1		W	3-2*		W	10-9#		W	12-5*
				W	9-1*		W	7-4*		W	6-2*		L	1-2		W	0-6*		W	8-0*		W	5-0^
				W	7-1		W	2-1*		W	4-0		L	2-3		L	4-6*		W	6-3#		L	0-3*
				W	16-1		W	9-4*		W	12-4*		L	0-13*		W	7-0*		W	4-1#		W	11-1*
				W	10-0*		W	4-1#		W	6-2*		L	7-5		W	3-0#		W	3-4#^		W	10-5
				W	10-2*		W	2-1*		W	15-0*		L	5-4#		W	2-1#^		W	2-0#		W	10-3
				W	7-1*		W	1-7		W	8-0*		L	6-0		W	1-0#^		W	8-0#		W	4-0*
				W	15-0*		W	1-0		W	W		L	7-5		W	11-5*		W	10-9#		W	4-0*
				W	8-0*		W	2-1*		W	W		L	6-0		W	11-5*		W	10-9#		W	4-0*
				W	8-0#^		W	9-4*		W	W		L	7-5		W	11-5*		W	10-9#		W	4-0*
				W	11-1*		W	4-1#		W	W		L	7-5		W	11-5*		W	10-9#		W	4-0*
				W	2-0*		W	2-1*		W	W		L	7-5		W	11-5*		W	10-9#		W	4-0*
				W	8-0*		W	9-4*		W	W		L	7-5		W	11-5*		W	10-9#		W	4-0*
				W	11-0*		W	4-1#		W	W		L	7-5		W	11-5*		W	10-9#		W	4-0*
				W	0-3		W	7-4*		W	W		L	7-5		W	11-5*		W	10-9#		W	4-0*
				W	6-2		W	2-1*		W	W		L	7-5		W	11-5*		W	10-9#		W	4-0*
				W	8-0		W	9-4*		W	W		L	7-5		W	11-5*		W	10-9#		W	4-0*
				W	11-3*		W	4-1#		W	W		L	7-5		W	11-5*		W	10-9#		W	4-0*
				W	12-0*		W	2-1*		W	W		L	7-5		W	11-5*		W	10-9#		W	4-0*
				W	7-4*		W	9-4*		W	W		L	7-5		W	11-5*		W	10-9#		W	4-0*
				W	9-1*		W	4-1#		W	W		L	7-5		W	11-5*		W	10-9#		W	4-0*
				W	7-4*		W	2-1*		W	W		L	7-5		W	11-5*		W	10-9#		W	4-0*
				W	9-1*		W	9-4*		W	W		L	7-5		W	11-5*		W	10-9#		W	4-0*
				W	1-0#^		W	4-1#		W	W		L	7-5		W	11-5*		W	10-9#		W	4-0*
				W	6-7		W	2-1*		W	W		L	7-5		W	11-5*		W	10-9#		W	4-0*
				W	15-7		W	9-4*		W	W		L	7-5		W	11-5*		W	10-9#		W	4-0*
				W	9-3*		W	4-1#		W	W		L	7-5		W	11-5*		W	10-9#		W	4-0*
				W	4-3*		W	7-4*		W	W		L	7-5		W	11-5*		W	10-9#		W	4-0*
				W	4-0*		W	2-1*		W	W		L	7-5		W	11-5*		W	10-9#		W	4-0*
				L	4-10*		W	9-4*		W	W		L	7-5		W	11-5*		W	10-9#		W	4-0*
				W	9-1*		W	4-1#		W	W		L	7-5		W	11-5*		W	10-9#		W	4-0*
				W	8-0*		W	2-1*		W	W		L	7-5		W	11-5*		W	10-9#		W	4-0*
				W	3-0*		W	9-4*		W	W		L	7-5		W	11-5*		W	10-9#		W	4-0*
				W	9-1		W	4-1#		W	W		L	7-5		W	11-5*		W	10-9#		W	4-0*
				W	14-0		W	2-1*		W	W		L	7-5		W	11-5*		W	10-9#		W	4-0*
				L	1-3		W	9-4*		W	W		L	7-5		W	11-5*		W	10-9#		W	4-0*

Series Results vs. Opponents

SOUTHEAST MISSOURI STATE UNIVERSITY

	W	8-2		Utah	1984	L	0-1
	W	1-0	2000	L 5-16#	1985	L	0-1
2001	W	2-0*					
	W	11-3*		Utah State	Williams Baptist		
	W	3-2	2000	L 1-2#	2011	W	4-1*
	W	5-2				W	5-2*
2002	L	1-2		Valparaiso			
	W	3-2	1992	L 7-8#	Winthrop		
	W	5-1*	1993	L 1-2#	2003	L	1-4
	L	1-5*	1994	L 0-2#			
	L	1-4#^	2004	L 5-6*	Wisconsin		
2003	W	3-0*			1983	L	2-3
	W	5-4*		Vermont	2001	L	0-9#
	L	1-5	2004	W 2-1#			
	W	4-3#^			Wisconsin -		
2004	W	5-4*		Wayne State	Green Bay		
	L	2-3*	1985	W 6-2	1993	L	2-6#
	L	6-9#^	1986	L 1-5	1996	W	6-0#
2005	L	0-2	1987	L 2-3		W	2-0#
	L	2-5	1989	L 1-10	1998	W	6-2#
	W	6-3	1990	L 1-4			
	L	2-3#^	1991	W 3-1#	Wright State		
	W	4-1#^		L 1-2	2005	W	10-6*
2006	W	2-1*					
	L	1-2*		Western Illinois	Xavier		
	W	3-1*	1982	L 0-6	1984	W	3-1
	W	3-0#^	1983	L 0-4			
2007	W	3-1	1997	T 4-4#	Yale		
	L	2-4	2012	L 4-12#	1998	W	6-1#
	W	6-5			2005	W	3-0#
2008	L	2-5*		Western Kentucky			
	W	6-5*	2000	W 8-1#	Key - Begins in		
	L	5-7*	2001	L 1-10*	'90-91		
2009	L	2-8	2004	L 0-10			
	L	1-2	2007	L 8-10	* Game played in		
	W	4-3		L 1-3	Cape Girardeau,		
	L	2-3#^	2011	L 5-8#	Mo.		
	L	1-4#^	2013	L 3-10	# Game played at		
2010	L	3-4*			neutral site.		
	L	0-2*		Western Michigan	! MIAA		
	L	1-5*	1987	W 9-0	Tournament		
2011	L	1-7*			Game		
	W	5-4*		Western New	^ OVC Tournament		
	L	2-7		England	Game		
2012	L	4-5	1987	W 13-1	\$ NCAA		
	L	1-2			Tournament		
	L	2-3*		Wichita State	Game		
2013	L	5-14*	1982	W 4-0			
	L	9-11*					
2014	L	1-6		William Woods			
	L	6-12	1982	L 0-10			

Series Results vs. Opponents

THIS IS THE OVC



Southeast Missouri is in its 24th season as a member of the Ohio Valley Conference. The Redhawks first joined the league as an NCAA Division I affiliate in 1991-92.



Now in its 67th year, the Ohio Valley Conference continues to build on the success that has made it the nation's eighth-oldest NCAA Division I conference.

In May 2011 the Conference expanded for the second time in four years, adding Belmont University which began competition in the 2012-13 academic year. The addition of Belmont gave the OVC 12 members, the most the league has had at one time in its illustrious history. The move added a second team in the city of Nashville and was the first addition to the league since Southern Illinois University Edwardsville joined in 2008. Subsequently, the league has shown its stability over the past decade, seeing only one member institution depart over the past 14 years.

The 2009-10 school year saw a change in leadership as Beth DeBauche was named the seventh full-time Commissioner in league history on July 28, 2009. The last three commissioners of the OVC have moved onto jobs as the commissioner of the Big Ten, Big 12 and the Mid-American Conferences.

The OVC's proud history dates back to 1948, but seeds for the new league were actually planted in 1941. It was then that Roy Stewart, the athletics director at Murray State, Charles "Turkey" Hughes, the athletics director at Eastern Kentucky, and Kelly Thompson, the public relations director at Western Kentucky, first broached the idea of forming a new conference. Discussions were put on hold by World War II, but reemerged Feb. 27-28, 1948 at the Kentucky Hotel in Louisville as the three original institutions combined with Morehead State, Louisville and Evansville to form the OVC.

In the 1950s, the OVC became a pioneer on a much more significant scale socially. During times of racial segregation, league member Morehead State became one of the first non-traditionally black mid-southern institutions to accept a black student. In 1958 Marshall Banks earned athletically-related aid at Morehead, which signed a second black athlete, Howard Murphy, a year later. In 1961 Murphy earned all-conference recognition as a halfback in football. With racial barriers broken, the rest of the institutions in the league began to provide educational and athletic opportunities to African-Americans.

After Title IX legislation passed in 1972, women's athletics began a rebirth on the national scene as the NCAA began sponsoring and marketing women's sports. Recognizing the need to provide increased opportunities for female athletes, the OVC began formulating plans for women's athletics in 1975 and established women's championships in the sports of basketball, tennis and track in 1977, with cross country and volleyball added over the next four years. Those sports were initially governed by the Association of Intercollegiate Athletics for Women (AIAW), but the overall strength of women's programs in the league was demonstrated by the automatic bids the OVC instantly received when the NCAA became the governing body in 1982. The conference added women's golf and softball in 1994 and women's soccer in 1998.

Through the past 66 years, 15 teams have won or shared the league's football title. The list is led by Eastern Kentucky, winner of 21 outright or shared football crowns, which is tied for the most in Football Championship Subdivision history (with Massachusetts). Among OVC teams, former member Middle Tennessee is next with 11 titles, followed by Tennessee Tech with 10, and Murray State and former member Western Kentucky with eight apiece. Eastern Illinois has claimed seven football crowns and Jacksonville State has three, while Morehead State, Tennessee State and former members Evansville and East Tennessee State have captured two apiece. Austin Peay, Southeast Missouri, UT Martin and former member Youngstown State have one title apiece.

Murray State and Evansville tied for the initial football championship, and the Racers participated in the first-ever bowl game by an OVC team, tying Sul Ross State 21-21 in the 1948 Tangerine Bowl. From 1948 to 1975, OVC teams played in 15 bowl games, winning eight of them. Eastern Kentucky and Western Kentucky were also participants in the NCAA Division II playoffs in the early and mid-1970s prior to the NCAA's reclassification of football programs into Division I-AA. The term "I-AA" lasted until the end of the 2006 season when it was changed to Division I Football Championship Subdivision (FCS).

The first Division I-AA/FCS football play

off was held in 1978 with only four teams, which is the only year through present day that the OVC did not field a playoff representative. In 1979, four of the nation's top teams were invited to the playoffs, and two of them - Eastern Kentucky and Murray State - were from the OVC. Murray dropped its semifinal game to Lehigh, but the Colonels nipped Nevada-Reno in double overtime and claimed the national championship a week later with a 30-7 victory over Lehigh. ECU was coached by former All-America quarterback Roy Kidd, who was in his 16th year at the helm of his alma mater and who skippered the Colonels to a second national title three years later. Following the 2002 season, Kidd retired after 39 years at ECU; upon retirement, he ranked sixth all-time among Division I coaches with 315 victories, earning him a spot in the College Football Hall of Fame. ECU's 20 FCS playoff appearances are the second for the most all-time (behind only Montana and tied with Appalachian State).

TMIn addition to Kidd, other coaching legends in the OVC include Charles "Bubber" Murphy, who coached at Middle Tennessee from 1947-1968, Western Kentucky's Jimmy Feix (1968-83), Wilburn Tucker (1954-67) and Don Wade (1968-82) of Tennessee Tech, Bill Ferguson (1967-77) of Murray State, Guy Penny (1959-67) of Morehead State and Boots Donnelly (1977-78 at Austin Peay; 1979-1998 at Middle Tennessee). Following the 2011 season Eastern Illinois head coach Bob Spoo retired after 25 years at the school (the last 16 as members of the OVC). In his time as an OVC coach he compiled 92 total victories (fifth-most in league history) and 68 OVC wins (fourth-most in league history) and was inducted into the OVC Hall of Fame in 2012.

A sampling of former OVC football stars, some of whom were All-Americans during their collegiate careers before achieving stardom at the professional ranks, include Jim Youngblood and Larry Schreiber (Tennessee Tech), Phil Simms (Morehead State), Virgil Livers and Dale Lindsey (Western Kentucky), Myron Guyton and Chad Bratzke (Eastern Kentucky), Cortland Finnegan (Samford) and Tony Romo and Jimmy Garoppolo (Eastern Illinois). In 2008, former Tennessee State standout Dominique

OVC History

Rodgers-Cromartie became just the fourth NFL First Round draft pick in OVC history when he was selected 16th overall by the Arizona Cardinals. He would break into the starting lineup halfway through his rookie season and started at cornerback for the Cardinals in Super Bowl XLIII.

The 2007 season marked a return to scholarship football and the OVC for the Austin Peay Governors. Following the 1996 season the Governors dropped scholarship football and competed as both an independent (1997-00, 2006) and as a member of the Pioneer Football League (2001-05).

The 2007 season also brought new vernacular to the Ohio Valley Conference and the division formerly known as I-AA. Beginning with the 2006 National Championship game the term I-AA was changed to NCAA Football Championship Subdivision (FCS) in a decision by the Division I Board of Directors. The new label was chosen to communicate in a positive and clear manner the unique differences between Division I football categories (chiefly, the post-season opportunity) while still defining them within the Division I experience. The FCS includes programs that compete in an effort to participate in the NCAA championship postseason structure (one of 89 NCAA national championships) as opposed to the Football Bowl Subdivision (FBS) which competes in an effort to participate in the postseason bowl system (the 35 NCAA-licensed events which includes the Bowl Championship Series).

In 2010 Southeast Missouri State, picked to finish seventh in the preseason poll, compiled a 7-1 Conference record on the way to its first OVC Championship since joining the league in 1991. Overall the Redhawks were 9-2 during the regular season and earned a berth in the FCS Playoffs, its first playoff berth at any level in the program's 104-year history. Southeast would lose to eventual national champion Eastern Washington in the second round of the playoffs. Head coach Tony Samuel capped the year by winning the Sports Network's Eddie Robinson Award, given to the National Coach of the Year. Samuel was the second OVC coach to win the award (joining Murray State's Houston Nutt who won the award in 1995).

For only the second time in league history in 2011, three teams shared the OVC football

championship, as Eastern Kentucky, Jacksonville State and Tennessee Tech finished with 6-2 records. The only other time in league history more than two champions were crowned at the end of the year was 1962 (when four teams shared the crown).

In 2012 Eastern Illinois became just the fourth football team in OVC history to go from worst-to-first in winning the OVC Championship. The Panthers were led by head coach Dino Babers who became just the fourth first-year head coach to win an OVC Championship (joining Boots Donnelly in 1977, Jason Simpson in 2006 and Dean Hood in 2008). During the year Eastern Illinois junior wide receiver Erik Lora shattered the FCS single-season receptions record, hauling in 136 passes in 12 games; that mark was 13 more than the previous NCAA record and 44 more than the previous OVC mark.

In 2013 Eastern Illinois repeated as OVC Champions behind Walter Payton Award winner Jimmy Garoppolo. The quarterback became just the second OVC player to earn the National Player of the Year Award, joining former EIU signal caller Tony Romo (2002). Garoppolo passed for 5,050 yards (second most in NCAA single-season history) and 53 touchdowns (fourth in NCAA history) in leading the Panthers to a 12-2 record and berth to the quarterfinals of the FCS Playoffs. Garoppolo was drafted by the New England Patriots in the second round of the 2014 NFL Draft, becoming just the fifth OVC player selected in that round and first OVC quarterback selected since 1998.

The 2013 season saw the OVC snap a 19-game playoff losing streak dating back to the 2000 season. Tennessee State shutout Butler (marking the first OVC road playoff victory since 1986) to snap the streak while later that day Jacksonville State smashed Samford in the first round. A week later Eastern Illinois beat Tennessee State while Jacksonville State won at McNeese State to each advance to the quarterfinals; that marked the first time the OVC put two teams in the quarterfinals in the same season since 1991. Overall the four total playoff wins in the same season established a new OVC record.

Football wasn't the only sport in which the OVC was quickly gaining respect. In 1955, the OVC became only the second

six-member league nationally to earn an automatic bid to the prestigious NCAA Men's Basketball Tournament, which, at that time, was limited to only 24 participants. The Conference quickly proved worthy of that bid, as Morehead State defeated Marshall (107-92) and Wayne State (95-84) in the 1956 tournament.

Fifteen years later, former OVC member Western Kentucky became the first and only Conference team to reach the Final Four. The Hilltoppers defeated Jacksonville, Kentucky and Ohio State before losing to Villanova in double overtime in the national semifinals. WKU went on to finish in third place after beating Kansas 77-75 in the consolation game.

Since that time, the OVC has recorded some of the biggest upsets in the history of the NCAA Tournament. Perhaps the most famous moment came in 1987, when Austin Peay came from fourth place in the regular season to win the OVC Tournament and earn the league's automatic bid. The Governors drew powerful Illinois, and were such big underdogs, that ESPN broadcaster Dick Vitale promised to stand on his head if APSU won the game. After a 68-67 victory over the Illini, and a narrow 90-87 overtime loss to eventual Final Four participant Providence in the second round, Vitale made good on his promise in a visit to Clarksville two months later.

Murray State added to the OVC's string of upsets in 1988 when it knocked off 14th-ranked North Carolina State, 78-75. The Racers' M&M Boys - Jeff Martin and Don Mann - combined for 39 points in the win. MSU nearly went on to the Sweet 16 that year, losing to eventual national champion Kansas, 61-58. A bank shot by Mann that would've given the Racers a one-point lead rolled off the rim with three seconds left. In 1990 as a No. 16 seed, Murray State took No. 1 seed Michigan State into overtime before falling 75-71; that game still marks the closest a No. 16 seed has come to knocking off a No. 1 in men's tournament action. More recently, Murray State has dominated the OVC Tournament, reaching the championship game every year in the 1990's. The Racers' 15 OVC Tournament Championships are the most among all OVC schools.

After former member Middle Tennessee

OVC History

SOUTHEAST MISSOURI STATE UNIVERSITY

State won a first round game in 1989, the league had a drought as no other OVC team won a NCAA Tournament game for the next 19 years. But Morehead State, coming off a thrilling double overtime OVC Tournament victory over Austin Peay, topped Alabama State 58-43 in the Opening Round game at University of Dayton Arena in Dayton, Ohio. The game was played in front of an Opening Round record crowd of 11,346; that crowd included many MSU fans who made the three-hour drive from Morehead for the game.

In 2009-10, Murray State made OVC history by winning a record 31 games (31-5) on its way to the league's regular season and tournament championships. In the first round of the NCAA Tournament, the No. 13 seed Racers topped Vanderbilt in thrilling fashion when senior Danero Thomas hit a jumper as time expired to lift MSU to a 66-65 victory. It marked the first OVC team to advance to the second round of the NCAA Tournament since 1989, and snapped a skid of 71-straight losses to Southeastern Conference foes (dating back to 2000-01). In the second round the Racers pushed eventual national runner-up Butler to the brink before losing 54-52.

In 2010-11 Morehead State would make it three NCAA Tournament wins in as many years for the league and got a bit of revenge for the 2009 tournament loss to Louisville in the process. After finishing second in the regular season and winning the OVC Tournament Championship, the No. 13 seeded Eagles were shipped to Denver to play the in-state foe Cardinals. MSU jumped out to a 15-2 advantage but were down four points (61-57) with just over a minute to play in regulation. After two free throws from two-time OVC Player of the Year Kenneth Faried, the Eagles held for one final shot attempt and senior Demonte Harper pulled up off a cross-over dribble to nail a 3-pointer with 4.3 seconds left that gave Morehead State a 62-61 lead. UofL had one last attempt but Faried blocked the Cardinals last shot, giving MSU the win, its first over Louisville since the 1956-57 season.

In 2011-12 Murray State put together one of the greatest seasons in OVC history, beginning the year 23-0 (an all-time OVC best) and being ranked as high as No. 7 in

the coaches poll on Feb. 6. The squad was the first OVC team to be nationally-ranked since Murray State was ranked in 1997-98; in addition the top 10 ranking was the first for an OVC team since the 1970-71 campaign (WKU). The Racers would top nationally-ranked Memphis and Saint Mary's during the season and win the league's regular season and tournament championships. MSU earned a No. 6 seed in NCAA Tournament, the highest-ever seed for an OVC team since the NCAA began seeding the field in 1979. The Racers would top Colorado State 58-41 in the second round before falling to Marquette in the third round. Murray State would win 31 games overall, tying the OVC all-time record the Racers set in 2009-10.

After the Murray State win in 2011-12, the league had won NCAA Tournament games in four-straight seasons, something that had never happened in league history (three-game winning streaks from 1960-62 and 1987-89 had been the previous best streaks). Over that time period (2009-12) the OVC was one of just nine conferences nationally to win a NCAA Tournament game in each season and one of only three non-BCS leagues (joining the Atlantic 10 and WCC) to do so.

During the 2010-11 year Faried, the nation's leading rebounder during the season, became the NCAA's Modern Era (since 1973) career rebounding leader, totaling 1,673 rebounds which passed Tim Duncan for the record (he is 11th all-time in NCAA history). Faried also finished his career with 86 double-doubles, second all-time to only Duncan. He is one of only six players in NCAA history to finish with 2,000-plus career points (2,009) and 1,600-plus career rebounds. Faried was drafted 22nd overall by the Denver Nuggets in the 2011 NBA Draft, becoming the first OVC player selected in the first round since Tennessee State's Carlos Rogers 1994.

Through its 66 years, 13 teams have won or shared the league's regular season men's basketball title. Murray State heads the list with a Conference-record 23 outright or shared basketball crowns. Other past champions include former member Western Kentucky (19), Morehead State (9), Austin Peay (8), Eastern Kentucky (6), Tennessee Tech (5), former member Middle Tennessee

(5), Tennessee State (2), former member East Tennessee State (2), Belmont (2 – including winning the titles in each of its first two years in the league), Southeast Missouri State (1), UT Martin (1) and former member Akron (1).

Among the coaching greats in men's basketball have been Western Kentucky's E.A. Diddle, who retired with 759 victories and 10 OVC titles; John Oldham, who was a member of the very first All-OVC squad and went on to win seven OVC crowns during his coaching tenure at Tennessee Tech and Western Kentucky; Paul McBrayer, who guided Eastern Kentucky to 219 wins and three OVC crowns; and Cal Luther, who is the only person in Conference history to win men's basketball Coach of the Year honors at two league schools - Murray State and UT Martin. Current Austin Peay head coach Dave Loos became the winningest coach in OVC history in 2009-10, netting his 319th victory and passing Luther on the all-time list. Loos enters the 2014-15 season with 383 victories.

There have been an equal number of great players including Western Kentucky's Clem Haskins, who is the only three-time OVC Player of the Year. Several players have won OVC Player of the Year honors twice: Western Kentucky's Jim McDaniels (1969-70 and 1970-71), Murray State's Les Taylor (1971-72, 1972-73), Jeff Martin (1987-88, 1988-89), Popeye Jones (1989-90, 1990-91) and Marcus Brown (1994-95, 1995-96), Austin Peay's Otis Howard (1976-77, 1977-78), Middle Tennessee's Jerry Beck (1980-81, 1981-82), Akron's Joe Jakubick (1982-83, 1983-84), Tennessee State's Carlos Rogers (1992-93, 1993-94), UT Martin's Lester Hudson (2007-08, 2008-09), Morehead State's Kenneth Faried (2009-10, 2010-11) and Murray State's Isaiah Canaan (2011-12, 2012-13).

The OVC also has the honor of being the only conference to boast the nation's leaders in scoring, rebounding and assists all in one season. That feat was accomplished in 1991-92 by Morehead State's Brett Roberts (28.1 ppg), Murray State's Popeye Jones (14.4 rpg) and Tennessee Tech's Van Usher (8.8 apg).

In 2007-08, UT Martin guard Lester Hudson became the first men's Division I player to record a quadruple-double in a game, when he registered 25 points, 12 rebounds,

OVC History

10 assists and 10 steals in a victory over Central Baptist College. Hudson, who ranked fourth in scoring nationally as a junior, returned for his senior season in 2008-09 and was second nationally in scoring (behind Davidson's Stephen Curry) at 27.5 points a contest. Hudson earned numerous honors (including OVC Player of the Year and OVC Male Athlete of the Year in each 2008 and 2009 and All-American status from several outlets) before being drafted by the Boston Celtics with the No. 58 pick of the 2009 NBA Draft.

Murray State guard Isaiah Canaan, a first-team All-American in 2011-12, capped his illustrious career in 2012-13 by becoming just the 17th player in OVC history to score 2,000 or more career points (and the third player in the past three years to do so). Canaan, who was a key part of Murray State NCAA Tournament victories in both 2010 and 2012, earned a pair of OVC Player of the Year honors (2012 and 2013) during his career as well as being named OVC Freshman of the Year (2010), OVC Tournament MVP (2010) and OVC Male Athlete of the Year (2012).

Women's basketball in the OVC has been dominated by Tennessee Tech, which has won or shared 18 regular-season titles and owns nine OVC Tournament crowns. In fact, the Golden Eagles have reached the championship game of the OVC Tournament 22 times in the past 32 years. Although Tennessee Tech remains the standard-bearer, five other teams have won 14 of the last 21 OVC Tournaments. UT Martin became the latest program to add its name to the list, capturing its first OVC Tournament title in 2011 and also winning championships in 2012, 2013 and 2014. The Skyhawks became just the fourth team in OVC history (and first since Austin Peay from 2000-03) to win four-straight tournament titles.

Several coaches have made their mark in the history of OVC women's basketball. Former Tennessee Tech coach Marynell Meadors posted an amazing 363-139 (72.3%) record at Tech, becoming the first woman in NCAA or AIAW history to win 300 games at the same institution, while former Tennessee State skipper Teresa Phillips earned National Coach of the Year honors from USA Today in 1990 for turning around the Lady Tigers' program before going on

to lead TSU to the NCAA Tournament in 1994 and 1995. Tennessee Tech coach Bill Worrell capped a stellar 20-year career in 2005-06 and was inducted into the OVC Hall of Fame in 2007; he compiled a 408-190 record while leading the Golden Eagles to an unprecedented 16 OVC regular-season titles and eight NCAA Tournament appearances, including five straight from 1989-93. Larry Joe Inman, who retired at the conclusion of the 2007-08 season and was inducted into the OVC Hall of Fame in 2009, won more than 100 games at both Middle Tennessee and Eastern Kentucky, and earned OVC Coach of the Year honors a record eight times - five times at EKV and three at MTSU. In 2012-13 Inman came out of retirement to take the Tennessee State job.

Many great players have graced the hardwood over the years, including former OVC Players of the Year Brooke Armistead and Gerlonda Hardin from Austin Peay, Pam Chambers, Jerilynn Harper, Cheryl Taylor, Angela Moorehead, Roschelle Vaughn, Diane Seng, Janet Holt and Emily Christian from Tennessee Tech; Morehead State's Donna Murphy, Priscilla Blackford and Chynna Bozeman; Eastern Kentucky's Kim Mays; Southeast Missouri's Gray C. Harris; Murray State's Ashley Hayes; and UT Martin's Heather Butler and Jasmine Newsome.

Morehead State center Brittany Pittman set new school, league and NCAA standards for blocked shots in 2008-09. Pittman swatted 164 shots during the season, setting a new NCAA single-season record (which has since been broken). During the campaign, only her second with the Eagles, she also set career block records for both Morehead State and the OVC (287).

In 2012-13 the UT Martin duo of Jasmine Newsome and Heather Butler finished fifth and sixth nationally among NCAA scoring leaders. Newsome, the 2012 and 2013 OVC Player of the Year, averaged 22.6 points per game on the way to All-American honors while Butler averaged 22.4 points per contest. Butler set a NCAA record during the season by connecting on a 3-pointer in her 80th-straight game.

In 2013-14 Butler and Newsome capped their brilliant careers by ranking first and second in scoring in OVC history. Butler, the 2013-14 OVC Female Athlete of the

Year, finished her career with 2,865 points, which ranked first in OVC and 16th in NCAA history. She also finished her career with 392 career 3-pointers (tied for the most in NCAA history) and scored in double figures in all 129 career games which ranks fifth in NCAA history. Following the season Butler was signed by the WNBA's San Antonio Stars where she became the first OVC player to make an active WNBA roster. Newsome capped her career with 2,566 points, second only to Butler in OVC history.

The league also had another historical moment in November 2008 when the NCAA awarded Nashville the 2014 NCAA Women's Division I Final Four. The OVC served as the host of the prestigious event, which is one of the biggest sporting events the city of Nashville can host. The event was held April 6 & 8 at Bridgestone Arena in downtown Nashville and was played in front of sold-out crowds for both the semifinals and championship as UConn topped Notre Dame in a battle of undefeated teams to win its ninth national title.

Over its 66 years, OVC teams have garnered national championships and bowl games in football, along with national team or individual titles in the sports of rifle, cross country, track and golf.

The OVC has also produced several Olympic athletes, including Murray State's Morgan Hicks, who was a member of the 2004 United States Olympic Rifle Team and Morehead State's Brian Shimer who competed in five Winter Olympics in bobsled (winning a bronze medal in 2002) and coached the 2010 United States bobsled team to its first gold medal since 1948. Former Morehead State football and Eastern Kentucky track and field athlete Dallas Robinson competed with the U.S. bobsled team during the 2014 Sochi Winter Olympics. In addition, some of the greatest players in professional sports were educated at OVC institutions. The list includes former greats such as football's Phil Simms (Morehead State), basketball's Clem Haskins (Western Kentucky) and Bubba Wells (Austin Peay) and two-sport star Steve Hamilton (Morehead State) to present-day standouts like basketball player Kenneth Faried (Morehead State), football player Tony Romo (Eastern Illinois) and baseball players A.J. Ellis (Austin Peay) and Shawn

OVC History

SOUTHEAST MISSOURI STATE UNIVERSITY

Kelley (Austin Peay). Hamilton is the only athlete to ever play in the NCAA Basketball Championship, a Major League Baseball World Series (New York Yankees) and a NBA Championship Series (Los Angeles Lakers).

The OVC's first volleyball tournament was held in 1981, the same year Eastern Kentucky began a string of six straight tournament crowns. Former EKV skipper Dr. Geri Polvino compiled a 627-439 record in 32 seasons as head coach of the Colonels, earning OVC Coach of the Year honors eight times. More recently, former Austin Peay coach Cheryl Holt and former Southeast Missouri skipper Cindy Gannon also earned their peers' recognition multiple times with four awards each.

Throughout the last 31 years, 11 different teams have won an OVC regular-season or tournament volleyball crown. Since joining the league in 1991, Southeast Missouri has dominated the scene, winning seven of its eight regular-season titles during the 1990's, including five straight from 1993-97. The Redhawks have also won five tournament crowns (1994, 1996, 1998, 1999 and 2000). Jacksonville State won back-to-back OVC Tournament Championships (2005, 2006) including going through the OVC undefeated (16-0) in 2006 and winning a NCAA Tournament match in 2010, the league's first NCAA victory since 2000.

Following the 2007 season, Jacksonville State's Abbey Breit was named the OVC Offensive Player of the Year for the third-straight season, becoming the first player in OVC history to accomplish that feat. Four other individuals - Eastern Kentucky's Angela Boykins (1985-86), Morehead State's Dayle Hammontree (1988-89), Southeast Missouri's Tuba Meto (1996-97) and Morehead State's Amy Almond (2001-02) - were back-to-back winners of the award.

Morehead State won its fourth-straight OVC regular season championship in 2013. Over that time period the Eagles have compiled an impressive 67-3 league record.

In 2007, Eastern Kentucky's Jacob Korir won his fourth-straight Conference cross country title becoming just the third OVC student-athlete and 13th athlete nationally to accomplish that feat. Korir was a three-time All-American in cross country, earning two top-10 finishes at the NCAA

Cross Country Championship. The Nairobi, Kenya, native was also named a track and field All-American twice during his career, was selected as the OVC Male Athlete of the Year in 2006-07 and received the NCAA post graduate scholarship in 2008.

In 2011 the Eastern Kentucky men's cross country earned a national ranking in the USTFCCCA poll, climbing to as high as No. 17; the ranking was the highest for an OVC team since the polls began in the early 1980s. The EKV men would qualify for the NCAA Championship, becoming the first OVC team to reach the national championship meet since 1980. Eastern Kentucky finished 26th overall at the event as junior Soufiane Bouchikhi was 47th in a field of 252 runners. On the women's side Eastern Kentucky senior Lydia Kosgei became the first EKV woman to ever qualify for the NCAA Championship and went on to finish 37th at the national meet, marking the second-highest finish for a female in OVC history, and also earning All-American honors.

A year later (2012) the EKV men's cross country team was ranked as high as No. 11 nationally and finished 24th at the NCAA Championship. Wade Meddles led the team with a 38th place finish at the event while Bouchikhi was 40th. In 2013 Eastern Kentucky placed 15th at the NCAA Championship, the highest national finish for an OVC team since 1980. Soufiane Bouchikhi capped his career by winning his fourth-straight OVC Championship and earning National Runner of the Week honors during the season. Bouchikhi finished 26th at the NCAA Championship in 2013, earning All-American honors for the second-straight season.

In 2007 the Conference had two teams in the NCAA Women's Soccer Tournament for the first time in league history, as former OVC member Samford earned an at-large selection while Southeast Missouri was the Conference's automatic bid.

In 2009 it was OVC softball that accomplished several firsts as UT Martin (tournament champion) and Jacksonville State (at-large) were each selected for the NCAA Championship. Jacksonville State would take it a step farther by winning the Knoxville Regional (beating No. 13 national seed Tennessee along the way) to become the first OVC softball program to advance to a Super

Regional. Jax State would fall to No. 4 Alabama in that Super Regional but finished the season 43-16 (19-2 OVC) and ranked 21st nationally in the ESPN.com/USA Softball poll and 24th nationally in the USA Today/NFCA poll.

The league's baseball presence has continued to evolve since its inception. The OVC baseball tournament moved to a neutral site for the first time in 2001 with Paducah, Ky. and Brooks Stadium hosting the tournament in front of raucous crowds. The success of the tournament led to Jackson, Tenn. and The Ballpark at Jackson (the home of the Seattle Mariner's Class AA affiliate) - hosting the event for the first time in 2010.

The OVC also has made a statement in the NCAA Baseball Championship in recent years, with its teams involved in several memorable contests in the last decade. Tennessee Tech surprised Wake Forest in the opening round of the 2001 tournament and Southeast Missouri stunned host Alabama in the opening round of the 2002 championship. Five years later, Austin Peay captured the collegiate baseball world's attention by taking Vanderbilt, the 2007 No. 1 overall seed, to extra innings. Eastern Illinois pushed host Nebraska to the limit in 2008 followed by Tennessee Tech's memorable contest against host Clemson in 2009.

After not making the OVC Tournament field in either 2009 or 2010, Austin Peay, who was picked to finish seventh in the 2011 preseason poll, won the regular season and tournament championships to garner its fourth NCAA Tournament appearance. In the first game of NCAA Regional play the Gavs knocked off host and No. 1 seed Georgia Tech 2-1.

In 2012 Austin Peay completed a "repeat squared" (back-to-back regular season and tournament championships) for the first-time in OVC history. The Gavs would go on to top Indiana State and Cal State Fullerton at the Eugene Regional, before falling to host Oregon in the regional final. In marked the first time since the 2000 season (Middle Tennessee) that an OVC team had won multiple NCAA Tournaments games in the same season.

Austin Peay completed a "3-Peayt" by winning its third-straight OVC Tournament crown in 2013. Along the way the Gavs gar-

OVC History

nered the first nationally-ranking by an OVC team since 2009 (climbing to as high as 21st nationally) and tied the OVC single-season record with 47 victories. The Govs earned the No. 2 seed in the NCAA Bloomington Regional, becoming the first OVC team in the current regional format (since 1999) to earn anything other than a No. 4 seed. The squad topped Florida and Valparaiso to advance to the regional final for the second-straight season before losing to host Indiana. Govs senior closer Tyler Rogers was a big part of his team's success during the year, setting the NCAA single-season record for saves (23 – a mark that was later eclipsed during the College World Series).

After the 2014 baseball season OVC teams have won at least one game in the NCAA regional round in five of the last eight years.

For the third-straight year 12 OVC players were selected in the 2014 Major League Baseball First-Year Player Draft. Of those 12 selections five came in the first 10 rounds, setting a new record for most OVC players picked in the first 10 rounds (eclipsing the old mark of three set several times). The 12 selections were once again just one off the record of 13 selections in 2010; overall the OVC has had 58 players selected over the past five years (2010-14).

A first in the OVC occurred in 2008, when the league had a first round draft pick in both the NFL (Tennessee State's Dominique Rodgers-Cromartie) and Major League Baseball (Eastern Kentucky's Christian Friedrich) Drafts in the same school year. A year later (2009) the league had a Major League Baseball First Round Compensation Round pick (Eastern Illinois' Tyler Kehrner who was No. 48 overall) and NBA Second Round pick (UT Martin's Lester Hudson) in the same season.

The playing field is not the only place where OVC athletes are working hard. The league also recognizes excellence in the classroom. Six Scholar-Athlete Awards are presented yearly to male and female athletes, while others are commended for their academic success by being Medal of Honor recipients or earning a spot on the Commissioner's Honor Roll. Additionally, the league annually presents one institutional Academic Achievement Award, as well as separate team awards in each Conference-sponsored sport. Since the College Sports Information

Directors of America (CoSIDA) Academic All-America program began, the Ohio Valley Conference has had 229 student-athletes honored with the award, including 50 over the last five years (2009-10, 2010-11, 2011-12, 2012-13, 2013-14).

Through the early years of the league, administrators wrestled with fan behavior due to the close proximity of the Conference members and the intense rivalries which developed. Just as it did decades ago, the OVC took the leadership role on what has become a national issue. In 1995, the OVC implemented a first-of-its-kind "Sportsmanship Statement," a policy which promotes principles of fair play, ethical conduct and respect for one's opponent. The statement has become a model for others to follow across the nation, and has answered the challenge of the NCAA Presidents Commission to improve sportsmanship in collegiate athletics.

Additionally, the OVC annually presents the Steve Hamilton Sportsmanship Award, in honor of the former Morehead State student-athlete, coach and athletics director, to a junior or senior student-athlete with significant athletic contributions who best exemplifies the characteristics of sportsmanship and citizenship. Most recently, the Conference has also implemented the OVC Institutional and Team Sportsmanship Awards, which are presented to one institution and 18 sport-specific teams voted by their peers to have best exhibited the standards of sportsmanship and ethical conduct as outlined by the OVC and NCAA.

The vision of leadership demonstrated

by the Founding Fathers in 1948 remains alive today as the Ohio Valley Conference prepares for the future. One example is in regard to the current trend in collegiate athletics administration for increased involvement of university presidents in setting policies and making rules. The presidents of OVC institutions, however, have always governed the Conference, long before presidential governance became a national theme.

The Ohio Valley Conference sponsors the following sports: baseball, basketball, cross country, football, golf, tennis and track for men, and basketball, cross country, golf, soccer, softball, tennis, track and volleyball for women.

In addition, the OVC also sponsors the combined men's and women's sport of rifle.

Now in its seventh decade of competition, the Ohio Valley Conference has grown significantly from its humble beginnings while increasing the number of athletics opportunities it provides for students. Current league representatives include charter members Eastern Kentucky University, Morehead State University and Murray State University, along with Austin Peay State University, Belmont University, Eastern Illinois University, Jacksonville State University, Southeast Missouri State University, Southern Illinois University Edwardsville, Tennessee State University, Tennessee Technological University and the University of Tennessee at Martin. In addition Columbus State University serves as an affiliate member for the sport of rifle.

SINCE 1948



INSPIRING EXCELLENCE
SINCE 1948

OVC History

SOUTHEAST MISSOURI STATE UNIVERSITY



The 2015 Ohio Valley Conference Softball Championship is scheduled for May 6-9 on the campus of the No. 1 seed.

This season marks the 22nd year for the Championship. The 2013 season marked the first with an expanded eight-team field.

SIU Edwardsville won its first OVC Tournament title last season.

Year-by-Year OVC Tournament Champions

1994	Southeast Missouri
1995	Tennessee Tech
1996	Southeast Missouri
1997	Southeast Missouri
1998	Southeast Missouri
1999	Southeast Missouri
2000	Middle Tennessee
2001	Tennessee Tech
2002	Eastern Kentucky
2003	Tennessee Tech
2004	Eastern Kentucky
2005	Tennessee Tech
2006	Tennessee Tech
2007	Tennessee Tech
2008	Jacksonville State
2009	UT Martin
2010	Jacksonville State
2011	Jacksonville State
2012	UT Martin
2013	Jacksonville State



Fifth-seeded Southeast Missouri used a walk-off home run to force a winner-take-all title game with second-seeded Jacksonville State at the 2011 Ohio Valley Conference Tournament. The Redhawks upended top-seeded and tournament host Eastern Illinois two times en route to a 4-2 postseason record that year.

2011 OVC Tournament Results (Southeast's Last Appearance)

#6 Murray State 3, #3 UT Martin 2
#5 Southeast Missouri 4, #4 SIUE 3 (8 inn.)
#2 Jacksonville State 6, #6 Murray State 1
#5 Southeast Missouri 4, #1 Eastern Illinois 0
#3 UT Martin 2, #4 SIU Edwardsville 0
#3 UT Martin 3, #6 Murray State 2
#2 Jacksonville State 4, #5 Southeast Missouri 0
#1 Eastern Illinois 9, #3 UT Martin 3
#5 Southeast Missouri 9, #1 Eastern Illinois 1
#5 Southeast Missouri 3, #2 Jacksonville State 2
#2 Jacksonville State 9, #5 Southeast Missouri 5



2015 OVC Softball Championship

RECORDS AND HISTORY



Savannah Carpenter broke Southeast's single-season record with a .424 batting average in 2014. Carpenter hit .380 in her first two years and ranks second in career batting average.



SOUTHEAST MISSOURI STATE UNIVERSITY

Southeast Missouri Softball All-Americans



Jayne Creek
First-Team, 1981



Lisa Foster
First-Team, 1989



Traci Eudaley
Second-Team



Karen Hudson
Second-Team, 1991



Alice Marler
Second-Team, 1991



Connie Simmons
Academic, 1987



Cathy Retherford
Academic, 1990



Christine Engelhardt
Academic, 1997,
1998, 1999



Jenny Oermann
Academic, 1998,
1999

OVC Coach of the Year

Lana Richmond1995
Lana Richmond1996
Lana Richmond1997
Lana Richmond1998
Lana Richmond2009

OVC Female Athlete of the Year

Kim Palmer1996-97
Jenny Oermann1998-99

OVC Player of the Year

Lisa Kraxner, C1996
Kim Palmer, OF1997
Jenny Oermann, INF1999
Jenny Doehring, UT2001

OVC Pitcher of the Year

Sara Reichert1995
Sara Reichert1996
Sara Reichert1998

OVC Freshman of the Year

Megan McDonald, INF2005

OVC First-Team Selections

Amy Evers, INF1994
Robyn Sitzes, OF1994
Jodi Smith, OF1994
Lisa Kraxner, C1995
Lesley Mueller, OF1995
Jodi Smith, OF1995
Sara Reichert, P1995
Lisa Kraxner, INF1996
Jenny Oermann, INF1996

Kim Palmer, OF1996
Jodi Smith, OF1996
Sara Reichert, P1996
Debbie Schmelz, P1996
Jenny Oermann, INF1997
Chris Shetley, OF1997
Christine Engelhardt, P1997
Jenny Oermann, INF1998
Kim Palmer, OF1998
Chris Shetley, OF1998
Debbie Schmelz, P1998
Jenny Oermann, INF1999
Debbie Schmelz, P1999
Renee Enos, INF2000
Jenny Doehring, UT2000
Renee Enos, INF2001
Jenny Doehring, UT2001
Jennifer Cobin, C2002
Brooke Nett, INF2003
Kelly Birk, UT2004
Megan McDonald, INF2005
Michelle Summers, OF2005
Megan McDonald, INF2006
Michelle Summers, INF2007
Megan McDonald, INF2008
Michelle Summers, INF2008
Carmen Fowler, INF2011
Alexis Anderson, OF2013
Savannah Carpenter, UT/DP2014

OVC Second-Team Selections

Shelly Trieb, INF1994
Nicole Mortimer, P1994
Amy Evers, INF1995
Janis Swiderski, INF1995
Traci Wren, UT1995
Kelly Heatherington, INF1996
Janis Swiderski, INF1996
Erin Frazier, UT1996
Kendra Williams, INF1997
Tami Hebert, INF1997
Renee Enos, INF1998
Michelle Frank, INF1998
Christine Engelhardt, P1998
Renee Enos, INF1999
Kelsey White, OF1999
Christine Engelhardt, P1999
Brooke Nett, INF2001
Courtney Eklund, OF2001
Brooke Nett, INF2002
Courtney Eklund, OF2002
Kelly Birk, UT2003
Jamie Birk, OF2004
Kelly Birk, UT2005

Lindsay Pickering, OF2006
Stephanie Huffman, UT2006
Megan McDonald, INF2007
Lindsay Pickering, OF2007
Giana Zimmerman, P2009
Nicole Troncoso, INF2009
Jennifer Vasquez, OF2009
Alora Marble, P2011
Renee Kertz, INF2011
Evan Sallis, INF2012

OVC All-Newcomer Team

Selections

Lauren Bradley, INF2006
Jenn Monaghan, INF2006
Stacia Dopudja, P/INF2007
Giana Zimmerman, P/INF2009
Nicole Troncoso, INF2009
Alora Marble, P2011
Cheyenne Gipson, OF2011
Alexis Anderson, OF2013
Chelsea Smith, C2013
Haylee Krack, INF2014

OVC Honorable Mention Selections

Amy Evers, INF1996
Ricki DeArmon, OF1998
Emmy Kisaka, INF1999
Emmy Kisaka, INF2000
Jennifer Dippel, P2000
Emmy Kisaka, INF2001
Reagan Hamlin, INF2002

OVC Tournament MVP

Amy Evers, INF1996
Kendra Williams, C1997
Jenny Oermann, INF1998
Kelsey White, OF1999

OVC All-Tournament Team

Julie Davis, INF1994
Gail Salger, INF1994
Leslie Mueller, OF1994
Jodi Smith, OF1994
Nicole Mortimer, UT1994
Kim Staffey, UT1994
Lisa Kraxner, C1995
Lisa Kraxner, C1996
Janis Swiderski, INF1996
Amy Evers, INF1996
Jodi Smith, OF1996
Sara Reichert, P1996
Kendra Williams, C1997
LeeAnn Gryniewicz, INF1997

Honors & Awards

Kim Palmer, OF.....	1997
Debbie Schmelz, P.....	1997
Jenny Oermann, INF.....	1998
Kim Palmer, OF.....	1998
Chris Shetley, OF.....	1998
Christine Engelhardt, P.....	1998
Jenny Oermann, INF.....	1999
Renee Enos, INF.....	1999
Kelsey White, OF.....	1999
Christine Engelhardt, P.....	1999
Debbie Schmelz, At-Large	1999
Courtney Eklund, OF.....	2000
Kelsey White, OF.....	2000
Jenny Doebling, At-Large	2000
Emmy Kisaka, At-Large	2001
Brooke Nett, INF.....	2002
Brooke Nett, INF.....	2003
Alana Bagby-Leonard, P/INF	2003
Alana Bagby-Leonard, INF	2004
Lindsay Pickering, OF.....	2004
Victoria Torrez, INF.....	2005
Lindsay Pickering, OF.....	2005
Kelly Birk, UT.....	2005
Lindsey Webb, C.....	2006
Giana Zimmerman, P.....	2009
Jennifer Vasquez, OF.....	2009
Carmen Fowler, INF.....	2009
Alora Marble, P.....	2011
Evan Sallis, OF.....	2011
Shelby Kuryllo, C.....	2011

OVC Player of the Week

Amy Evers	3/22/94
Lisa Kraxner	3/20/95
Kelly Heatherington.....	4/24/95
Kim Palmer	4/7/97
Chris Shetley	4/15/97
Jenny Oermann	3/30/98
Chris Shetley	4/5/98
Kim Palmer	4/13/98
Jenny Oermann	3/29/99
Kelsey White	4/5/99
Renee Enos	4/17/00
Renee Enos	4/23/01
Alana Bagby-Leonard	3/10/03
Megan McDonald.....	4/11/05
Michelle Summers	3/13/06
Michelle Summers	3/27/06
Amber Peterson.....	4/2/07
Michelle Summers	4/23/07
Lauren Bradley.....	5/7/07
Michelle Summers	3/31/08
Alex Ramirez	4/27/09
Jennifer Vasquez.....	5/4/09

Renee Kertz	2/15/10
-------------------	---------

OVC Pitcher of the Week

Nicole Mortimer	4/7/94
Sara Reichert.....	3/27/95
Sara Reichert.....	4/10/95
Sara Reichert.....	4/24/95
Sara Reichert.....	3/25/96
Sara Reichert.....	4/22/96
Debbie Schmelz.....	3/30/98
Debbie Schmelz.....	4/20/98
Debbie Schmelz.....	3/29/99
Christine Engelhardt	4/19/99
Jennifer Dippel	4/17/00
Jenny Doebling	4/24/00
Amy Fahnestock	4/4/05
Elaine Fisher	5/9/05
Elaine Fisher	4/3/06
Stephanie Huffman.....	4/10/06
Giana Zimmerman	4/27/09
Giana Zimmerman	5/4/09
Whitney Dupuis.....	2/15/10

OVC Medal of Honor

* The OVC Medal of Honor is given annually to the student-athlete(s) who achieve the highest GPA in a Conference-sponsored sport.

Amy Evers	1995-96
Lisa Kraxner	1995-96
Christine Engelhardt	1996-97
Erin Frazier.....	1996-97
Christine Engelhardt	1997-98
Kim Palmer	1997-98
Christine Engelhardt	1998-99
Alisha Liley.....	1998-99
Anne Trieb	1998-99
Kelly Birk	2001-02
Brooke Nett.....	2001-02
Jamie Birk.....	2003-04
Victoria Torrez	2004-05
Melissa Van Velkinburgh	2004-05
Lindsey Woodworth.....	2006-07
Megan McDonald.....	2006-07
Lindsey Woodworth.....	2007-08
Whitney Dupuis.....	2009-10
Giana Zimmerman	2009-10
Whitney Dupuis.....	2010-11
Taylor Cowan	2011-12
Renee Kertz	2011-12
Lindsey Patterson	2011-12
Summer Burger	2012-13
Nicole Deering.....	2013-14
Renee Terry	2013-14

OVC Commissioner's Honor Roll

* To be listed on the OVC Commissioner's Honor Roll, recipients must have achieved at least a 3.25 GPA and have been eligible and on the team throughout the competitive season in their chosen NCAA-sponsored sport or sports.

Rebecca Alberson.....	1993-94
Amy Blattell	1993-94
Amy Evers	1993-94
Kara Heuring.....	1993-94
Amy Johannsen	1993-94
Theresa Largent.....	1993-94
Karen Matzenbacher	1993-94
Nikki Mortimer	1993-94
Lesley Mueller	1993-94
Jodi Smith	1993-94
Kim Staffey	1993-94
Shelly Trieb.....	1993-94
Julie Davis.....	1994-95
Amy Evers	1994-95
Erin Frazier.....	1994-95
Amy Johannsen	1994-95
Lisa Kraxner	1994-95
Karen Matzenbacher	1994-95
Nikki Mortimer	1994-95
Lesley Mueller	1994-95
Jodi Smith	1994-95
Traci Wren.....	1994-95
Christine Engelhardt	1995-96
Amy Evers	1995-96
Erin Frazier.....	1995-96
Lisa Kraxner	1995-96
Jill Lekovish	1995-96
Karen Matzenbacher	1995-96
Karen Noel	1995-96
Jenny Oermann	1995-96
Ashley Roberts	1995-96
Debbie Schmelz.....	1995-96
Jodi Smith	1995-96
Janis Swiderski.....	1995-96
Ann Wilson	1995-96
Christine Engelhardt	1996-97
Erin Frazier.....	1996-97
Karen Matzenbacher	1996-97
Karen Noel	1996-97
Jenny Oermann	1996-97
Kim Palmer	1996-97
Debbie Schmelz.....	1996-97
Ann Wilson	1996-97
Christine Engelhardt	1997-98
Erin Frazier.....	1997-98

Alisha Liley.....	1997-98
Jenny Oermann	1997-98
Kim Palmer	1997-98
Debbie Schmelz.....	1997-98
Anne Trieb	1997-98
Christine Engelhardt	1998-99
Jenni Gaines.....	1998-99
Tami Hebert.....	1998-99
Emmy Kisaka	1998-99
Alisha Liley.....	1998-99
Jenny Oermann	1998-99
Debbie Schmelz.....	1998-99
Anne Trieb	1998-99
Kelsey White	1998-99
Jennifer Cobin.....	1999-00
Michelle Frank.....	1999-00
Tami Hebert.....	1999-00
Emmy Kisaka	1999-00
Renee Mueller.....	1999-00
Brooke Nett.....	1999-00
Dawn Piantino	1999-00
Sheryn Queen	1999-00
Jessica Broyles.....	2000-01
Kathryn Cerneka	2000-01
Jenny Doebling	2000-01
Reagan Hamlin	2000-01
Kristen King.....	2000-01
Emmy Kisaka	2000-01
Brooke Nett.....	2000-01
Dawn Piantino	2000-01
Kemi Rampi	2000-01
Amy Thompson.....	2000-01
Jamie Birk.....	2001-02
Kelly Birk	2001-02
Kathryn Cerneka	2001-02
Jennifer Cobin.....	2001-02
Shelley Conroy.....	2001-02
Reagan Hamlin	2001-02
Kristen King.....	2001-02
Emmy Kisaka	2001-02
Christine Knobbe	2001-02
Brooke Nett.....	2001-02
Dawn Piantino	2001-02
Kemi Rampi	2001-02
Amy Thompson.....	2001-02
Rachel Van Fleet	2001-02
Jamie Birk.....	2002-03
Kelly Birk	2002-03
Kathryn Cerneka	2002-03
Marie Coode	2002-03
Katie Hacker	2002-03
Jessica Hunter.....	2002-03
Leigh Ann Lunsford.....	2002-03
Amy Murphy.....	2002-03

Honors & Awards

SOUTHEAST MISSOURI STATE UNIVERSITY

Brooke Nett.....2002-03
 Kemi Rampi2002-03
 Amy Thompson.....2002-03
 Melissa Van Velkinburgh.....2002-03
 Jamie Birk.....2003-04
 Kelly Birk2003-04
 Marie Coode2003-04
 Florence Davison.....2003-04
 Stacey DeClue2003-04
 Jessica Hunter.....2003-04
 Stephanie Mata2003-04
 Amy Thompson.....2003-04
 Victoria Torrez2003-04
 Rachel Van Fleet2003-04
 Melissa Van Velkinburgh ..2003-04
 Kelly Birk2004-05
 Stephanie Huffman.....2004-05
 Stephanie Mata2004-05
 Katie Otterness.....2004-05
 Victoria Torrez2004-05
 Rachel Van Fleet2004-05
 Melissa Van Velkinburgh ..2004-05
 Lindsey Woodworth.....2004-05
 Stephanie Huffman.....2005-06
 Stephanie Mata2005-06
 Megan McDonald.....2005-06
 Lindsay Pickering.....2005-06
 Jessica Rosencrants.....2005-06
 Chloe Tubbs.....2005-06
 Lindsey Webb2005-06
 Lindsey Woodworth.....2005-06
 Stephanie Mata2006-07
 Megan McDonald.....2006-07
 Katie Otterness.....2006-07
 Lindsey Woodworth.....2006-07
 Stacia Dopudja.....2007-08
 Whitney Dupuis.....2007-08
 Carmen Fowler.....2007-08
 Megan McDonald.....2007-08
 Kaie Otterness2007-08
 Lindsey Woodworth.....2007-08
 Stefanie Barnes2008-09
 Tiffany Blanco.....2008-09
 Lauren Bradley.....2008-09
 Whitney Dupuis.....2008-09
 Renee Kertz2008-09
 Alex Ramirez2008-09
 Shelby Stein2008-09
 Nicole Troncoso.....2008-09
 Sirena Watkins2008-09
 Giana Zimmerman.....2008-09
 Stefanie Barnes2009-10
 Whitney Dupuis.....2009-10
 Carmen Fowler.....2009-10

Renee Kertz2009-10
 Christina Scudder2009-10
 Nicole Troncoso.....2009-10
 Giana Zimmerman.....2009-10
 Stefanie Barnes2010-11
 Alene Bethel2010-11
 Taylor Cowan2010-11
 Whitney Dupuis2010-11
 Renee Kertz2010-11
 Shelby Kuryllo2010-11
 Alora Marble2010-11
 Shelby Stein2010-11
 Kaitlin Wallace2010-11
 Stefanie Barnes2011-12
 Alene Bethel2011-12
 Shea Cothren2011-12
 Taylor Cowan2011-12
 Cheyenne Gipson.....2011-12
 Renee Kertz2011-12
 Katy McAllister.....2011-12
 Lindsey Patterson2011-12
 Shelby Stein2011-12
 Renee Terry2011-12
 Jamie Woodworth2011-12
 Leah Becker2012-13
 Summer Burger2012-13
 Savannah Carpenter.....2012-13
 Hannah Durham2012-13
 Taylor Cowan2012-13
 Elysia Mesa2012-13
 Lindsey Patterson2012-13
 Chelsea Smith2012-13
 Renee Terry2012-13
 Jamie Woodworth2012-13
 Summer Burger2013-14
 Nicole Deering.....2013-14
 Aubrey Denno.....2013-14
 Rachael Duncan2013-14
 Kelsey Gass2013-14
 Lindsey Patterson2013-14
 KC Saxe2013-14
 Renee Terry2013-14
 Meaghan Touchette.....2013-14

OVC Team Sportsmanship Award Southeast Missouri.....2005-06

CoSIDA/Capital One Academic All-America First-Team Selections

Christine Engelhardt, P.....1997
 Christine Engelhardt, P.....1999

CoSIDA/Capital One Academic All-America Second-Team Selections

Connie Simmons, 3B.....1987
 Lisa Kraxner, C.....1996
 Christine Engelhardt, P.....1998
 Jenny Oermann, INF.....1998
 Jenny Oermann, INF.....1999

CoSIDA/Capital One Academic All-America Third-Team Selections

Cathy Retherford, C.....1990

Southeast Missouri Athletics Hall of Fame

	Inducted
Jayne Creek, 1978-81	2002
Lisa Foster, 1987-89.....	2007
Linda Wells, 1968-72	2009
1991 Team	2011
Jennifer Stoeckl	
Kathy Knap	
Ginger Hagler	
Cathy Rethorford	
Andria Gaines	
Alice Marler	
Karen Jackson	
Teresa Tuschoff	
Kim Staffey	
Karen Hudson	
Shelly Trieb	
Robyn Horace	
Robyn Siltz	
Carol Chilton	
Kim Barker	
Head Coach Lana Richmond	
Assistant Coach Judy Favor	

Trombetta Award

* Graduating Senior, female student-athlete, with the highest grade point average and participated in one or more varsity sports at Southeast. The student must have at least a 3.0 grade point average.
 Connie Simmons.....1986
 Kim Staffey.....1994
 Christine Engelhardt1999

Howard's MVP Award

M. Ummel.....1977
 P. Meyer1978
 McClenning.....1979

Jayne Creek.....1981
 K. Williams.....1982
 K. Rediger1983
 C. Barks.....1984
 L. Alexander/Traci Eudaley..1985
 Traci Eudaley1986
 Connie Simmons.....1987
 T. Schulte.....1988
 J. Craig/L. Foster.....1989
 L. Thornton.....1990
 Andria Gaines/Alice Marler..1991
 K. Hudson1992
 Shelly Trieb.....1993
 Robyn Sitzes.....1994
 Lisa Kraxner1995
 Amy Evers/Jodi Smith.....1996
 Amy Evers/Kim Palmer.....1997
 Jenny Oermann/
 Debbie Schmelz.....1998
 Jenny Doehring2000
 Renee Enos2001
 Dawn Piantino.....2002
 Brooke Nett.....2003
 Jamie Birk.....2004
 Megan McDonald.....2005
 Stephanie Huffman.....2006
 Stephanie Huffman.....2007
 Megan McDonald/
 Michelle Summers2008
 Alex Ramirez2009
 Renee Kertz2011
 Renee Kertz2012
 Alexis Anderson.....2013
 Jamie Woodworth2014

NFCA All-Region Second-Team

Evan Sallis, INF.....2012
 Alexis Anderson, OF.....2013
 Savannah Carpenter, UT/DP...2014

Honors & Awards

Year-by-Year Non-Division I Records

<u>Overall</u>			
1977.....	6-6	-	-
1978.....	7-8	-	-
1979.....	9-9	-	-
1980.....	21-18	-	-
1981.....	22-14-1	-	-
1982.....	21-28	3-1	MIAA
1983.....	13-10	3-3	MIAA
1984.....	25-8	8-2	MIAA
1985.....	32-17	9-2	MIAA
1986.....	40-16	13-5	MIAA
1987.....	39-13	9-3	MIAA
1988.....	21-20	4-8	MIAA
1989.....	37-21	6-2	MIAA
1990.....	28-21	5-5	MIAA
1991.....	38-14	11-4	MIAA
1992.....	35-18	-	-
1993.....	30-19	-	-

Year-by-Year Division I Records

<u>Overall</u>	<u>OVC</u>	<u>Finish</u>
1994.....	36-22	17-9 3rd
1995.....	38-20	22-4 1st
1996.....	39-9	22-2 1st
1997.....	33-23-1	20-5 1st
1998.....	38-13-1	16-2 1st
1999.....	31-17	16-2 1st
2000.....	31-24	17-7 3rd
2001.....	25-25	16-5 2nd
2002.....	14-27	9-12 5th
2003.....	18-29	11-9 4th
2004.....	16-36	10-14 6th
2005.....	27-28	13-14 5th
2006.....	28-24	14-13 5th
2007.....	20-29	11-16 8th
2008.....	24-28	11-16 8th
2009.....	29-21	16-8 2nd
2010.....	17-31	6-17 10th
2011.....	31-30	17-12 5th
2012.....	25-30	13-16 7th
2013.....	15-33	6-18 10th
2014.....	11-34	3-20 12th

NCAA Tournament Records

1986.....	0-2
1987.....	1-2
1989.....	2-2
1991.....	3-2
1999.....	1-2
Total	7-10

OVC Tournament Records

1994.....	4-0	1st
1995.....	1-2	-
1996.....	4-1	1st
1997.....	4-1	1st
1998.....	4-1	1st
1999.....	4-0	1st
2000.....	3-2	2nd
2001.....	1-2	-
2002.....	1-2	-
2003.....	3-2	-
2004.....	1-2	-
2005.....	2-2	-
2006.....	1-2	-
2009.....	2-2	-
2011.....	4-2	2nd
Total	39-23	

OVC Tournament Records by Seed

	<u>Year(s)</u>
#1.....	17-5 '95, '96, '97, '98, '99
#2.....	3-4 '01, '09
#3.....	7-2 '94, '00
#4.....	3-2 '03
#5	8-8 '02, '05, '06, '11
#6.....	1-2 '04

OVC Tournament Records vs. Seed

vs. #1	2-6
vs. #2	7-5
vs. #3	5-3
vs. #4	8-5
vs. #5	7-2
vs. #6	5-2
vs. #7	1-0
vs. #8	4-0

OVC Annual Softball Champions

	<u>Regular-Season</u>	<u>Tournament</u>	<u>Tournament Host</u>
1994	Tennessee Tech	Southeast Missouri	Austin Peay
1995	Southeast Missouri	Tennessee Tech	Eastern Kentucky
1996	Southeast Missouri	Southeast Missouri	Middle Tenn.
1997	Southeast Missouri	Southeast Missouri	Morehead State
1998	Southeast Missouri	Southeast Missouri	Southeast Missouri
1999	Southeast Missouri	Southeast Missouri	UT Martin
2000	Middle Tennessee	Middle Tennessee	Middle Tenn.
2001	Tennessee Tech	Tennessee Tech	Tennessee Tech
2002	Eastern Kentucky	Eastern Kentucky	Eastern Kentucky
2003	Tennessee Tech	Tennessee Tech	Tennessee Tech
2004	Eastern Kentucky	Eastern Kentucky	Eastern Kentucky
2005	Jacksonville State	Tennessee Tech	Jacksonville State
2006	Tennessee Tech	Tennessee Tech	Tennessee Tech
2007	Tennessee Tech	Tennessee Tech	Tennessee Tech
2008	Jacksonville State	Jacksonville State	Jacksonville State
2009	Jacksonville State	UT Martin	Jacksonville State
2010	UT Martin	Jacksonville State	UT Martin
2011	Eastern Illinois	Jacksonville State	Eastern Illinois
2012	UT Martin	UT Martin	UT Martin
2013	Eastern Illinois	Jacksonville State	Eastern Illinois
2014	Jacksonville State	SIU Edwardsville	Jacksonville State

OVC Regular-Season Titles

	<u>Head Coach</u>
1995.....	Lana Richmond
1996.....	Lana Richmond
1997.....	Lana Richmond
1998.....	Lana Richmond
1999.....	Lana Richmond

OVC Tournament Titles

	<u>Head Coach</u>
1994.....	Lana Richmond
1996.....	Lana Richmond
1997.....	Lana Richmond
1998.....	Lana Richmond
1999.....	Lana Richmond



Linda Wells was inducted into the Southeast Athletics Hall of Fame in 2009. She is pictured here with then-Director of Athletics John Shafer.

Miscellaneous Records

SOUTHEAST MISSOURI STATE UNIVERSITY

OVC Tournament Appearances

1994 (at Austin Peay)*

#3 SE Missouri 3, #6 Austin Peay 0
#3 SE Missouri 12, #7 Morehead State 0
#3 SE Missouri 9, #5 Eastern Kentucky 2
#3 SE Missouri 3, #2 Middle Tennessee 2

1995 (at Eastern Kentucky)

#1 SE Missouri - bye
#1 SE Missouri 3, #4 Eastern Kentucky 2
#2 Tennessee Tech 8, #1 SE Missouri 2
#4 Eastern Kentucky 2, #1 SE Missouri 0

1996 (at Middle Tennessee)*

#1 SE Missouri 8, #8 Tennessee State 0
#1 SE Missouri 1, #4 UT Martin 0
#1 SE Missouri 3, #2 Middle Tennessee 1
#5 Tennessee Tech 4, #1 SE Missouri 3
#1 SE Missouri 5, #5 Tennessee Tech 1

1997 (at Morehead State)*

#1 SE Missouri 2, #8 Austin Peay 1
#1 SE Missouri 2, #4 UT Martin 1
#1 SE Missouri 2, #2 Tennessee Tech 0
#3 Eastern Illinois 5, #1 SE Missouri 1
#1 SE Missouri 12, #3 Eastern Illinois 2

1998 (at Southeast Missouri)*

#1 SE Missouri 8, #8 Austin Peay 2
#1 SE Missouri 8, #5 Tennessee Tech 2
#1 SE Missouri 3, #6 Eastern Illinois 2
#6 Eastern Illinois 2, #1 SE Missouri 1
#1 SE Missouri 13, #6 Eastern Illinois 4

1999 (at UT Martin)*

#1 SE Missouri 5, #8 UT Martin 0
#1 SE Missouri 5, #4 Tennessee Tech 2
#1 SE Missouri 9, #2 Middle Tennessee 0
#1 SE Missouri 7, #5 Eastern Illinois 1

2000 (at Middle Tennessee)

#3 SE Missouri 4, #6 Morehead State 3
#3 SE Missouri 3, #2 Eastern Illinois 2
#1 Middle Tennessee 3, #3 SE Missouri 1
#3 SE Missouri 2, #4 Tennessee Tech 1
#1 Middle Tennessee 3, #3 SE Missouri 1

2001 (at Tennessee Tech)

#3 Eastern Kentucky 2, #2 SE Missouri 0
#2 SE Missouri 1, #5 Tennessee State 0
#4 Eastern Illinois 1, #2 SE Missouri 0

2002 (at Eastern Kentucky)

#5 SE Missouri 5, #4 Austin Peay 3
#1 Eastern Kentucky 7, #5 SE Missouri 0
#3 UT Martin 5, #5 SE Missouri 1

2003 (at Tennessee Tech)

#4 SE Missouri 5, #5 Austin Peay 4
#1 Tennessee Tech 4, #4 SE Missouri 0
#4 SE Missouri 4, #3 UT Martin 3
#4 SE Missouri 4, #6 Eastern Illinois 2
#2 Eastern Kentucky 7, #4 SE Missouri 2

2004 (at Eastern Kentucky)

#6 SE Missouri 3, #3 Tennessee Tech 0
#2 UT Martin 9, #6 SE Missouri 6
#5 Jacksonville State 5, #6 SE Missouri 4

2005 (at Jacksonville State)

#4 UT Martin 3, #5 SE Missouri 2
#5 SE Missouri 6, #3 Samford 5 (11 inn.)
#5 SE Missouri 4, #4 UT Martin 1
#1 Jacksonville State 6, #5 SE Missouri 4

2006 (at Tennessee Tech)

#5 SE Missouri 3, #4 UT Martin 0
#1 Tennessee Tech 8, #5 SE Missouri 0
#6 Eastern Kentucky 3, #5 SE Missouri 0

2009 (at Jacksonville State)

#2 SE Missouri 1, #3 Morehead State 0
#2 SE Missouri 7, #5 Tennessee Tech 1
#4 UT Martin 3, #2 SE Missouri 2 (8 inn.)
#4 UT Martin 4, #2 SE Missouri 1

2011 (at Eastern Illinois)

#5 SE Missouri 4, #4 SIU Edwardsville 3 (8 inn.)
#5 SE Missouri 4, #1 Eastern Illinois 0
#2 Jacksonville State 4, #5 SE Missouri 0
#5 SE Missouri 9, #1 Eastern Illinois 1
#5 SE Missouri 3, #2 Jacksonville State 2
#2 Jacksonville State 9, #5 SE Missouri 5

* OVC Tournament Champion

NCAA Tournament Appearances

1986 NCAA Division II Tournament South Regional - Huntsville, Texas

Stephen F. Austin 2, SE Missouri 0
Sam Houston State 3, SE Missouri 0

1987 NCAA Division II Tournament Central Regional - Warrensburg, Mo.

SE Missouri 4, Central Missouri State, 2
Florida Southern 2, SE Missouri 0
Florida Southern 3, SE Missouri 0

1989 NCAA Division II Tournament South Regional - Lakeland, Fla.

SE Missouri 2, Barry 1 (9 inn.)
Florida Southern 4, SE Missouri 0
SE Missouri 5, Missouri-St. Louis 2
Florida Southern 4, SE Missouri 1

1991 NCAA Division II Tournament South Regional - Lakeland, Fla.

SE Missouri 1, Florida Southern 0
SE Missouri 3, Central Missouri 1
SE Missouri 3, Florida Southern 1
Finals - Midland, Mich.
Portland State 3, SE Missouri 2
Bloomsburg 9, SE Missouri 4

* - Regional Champs; Final Four;
National Fourth-Place

1999 NCAA Division I Tournament No. 2 Regional - Tucson, Ariz.

Kansas 5, SE Missouri 1
SE Missouri 2, East Carolina 1
Kansas 3, SE Missouri 1 (11 inn.)



The 1998 Southeast softball team captured the program's fourth-straight OVC regular-season title.

Postseason History

Games Played

Career

1. Renee Kertz, 2009-12..... 214
2. Amy Evers, 1993-96..... 213
3. Carmen Fowler, 2008-11..... 209
4. Michelle Summers, 2005-08 208
5. Megan McDonald, 2005-08.. 207
- Karen Hudson, 1989-92..... 207

Season

1. Five tied with.....61
(2011)

At-Bats

Career

1. Michelle Summers, 2005-08 . 670
2. Renee Kertz, 2009-12..... 641
3. Amy Evers, 1993-96..... 638
4. Megan McDonald, 2005-08.. 632
5. Jenny Oermann, 1996-99..... 624

Season

1. Evan Sallis, 2011..... 208
2. Carmen Fowler, 2011..... 189
3. Evan Sallis, 2012..... 188
4. Chris Shetley, 1997 186
5. Amy Evers, 1994..... 183

Runs

Career

1. Michelle Summers, 2005-08 161
2. Jenny Oermann, 1996-99..... 135
3. Karen Hudson, 1989-92..... 120
4. Amy Evers, 1993-96..... 113
5. Kim Palmer, 1996-98..... 109

Season

1. Kim Palmer, 1998.....48
2. Michelle Summers, 2005.....47
3. Jenny Oermann, 1998.....46
- Karen Hudson, 199246
5. Evan Sallis, 2011.....43

Game

1. Renee Kertz, 2/11/12 4
- Julie Davis, 4/6/95 4
- Karen Hudson, 4/2/92 4

Hits

Career

1. Jenny Oermann, 1996-99..... 231
2. Michelle Summers, 2005-08 . 228
3. Megan McDonald, 2005-08.. 222
4. Traci Eudaley, 1984-87 195
5. Carmen Fowler, 2008-11..... 182

Season

1. Carmen Fowler, 2011.....73
2. Evan Sallis, 2012.....69
3. Jenny Oermann, 1998.....68
- Kim Palmer, 199768
5. Megan McDonald, 2008.....67
- Lisa Kraxner, 199567
7. Evan Sallis, 2011.....63

Game

1. Taylor Cowan, 5/2/12..... 5
- Kelly Heatherington, 4/21/955

Batting Average

Career

1. Lisa Kraxner, 1995-96.....388
2. Savannah Carpenter, 2013-pr...380
3. Kim Palmer, 1996-98379
4. Jenny Oermann, 1996-99.....370
5. Megan McDonald, 2005-08...351

Season

1. Savannah Carpenter, 2014.. .424
2. Kim Palmer, 1998.....413



Megan McDonald was the last Southeast player to hit over .400 in a season when she posted a .406 batting average in 2008.

3. Jenny Oermann, 1998.....410
 4. Jenny Oermann, 1999.....409
 5. Megan McDonald, 2008.....406
- * Minimum 75 at-bats per year

Slugging Percentage

Career

1. Kim Palmer, 1996-98.....647
2. Michelle Summers, 2005-08.631
3. Shelly Trieb, 1991-94598
4. Lisa Kraxner, 1995-96.....596
5. Megan McDonald, 2005-08...574

Season

1. Kim Palmer, 1998.....776
 2. Michelle Summers, 2008.....691
 3. Michelle Summers, 2007.....667
 4. Megan McDonald, 2008.....661
 5. Savannah Carpenter, 2014.. .656
- * Minimum 75 at-bats per year

Doubles

Career

1. Michelle Summers, 2005-08..47
2. Megan McDonald, 2005-08...46
3. Chris Shetley, 1997-98.....40
- Shelly Trieb, 1991-9440
5. Kelly Birk, 2002-05.....39
6. Kim Palmer, 1996-98.....37



Jenny Oermann is Southeast's all-time career hits leader.

Season

1. Jodi Smith, 1998.....23
2. Shelly Trieb, 1993.....18
- Kelly Birk, 2004.....18
4. Kim Palmer, 1998.....17
- Chris Shetley, 199717
6. Michelle Summers, 2005.....16
7. Megan McDonald, 2008.....15
- Jodi Smith, 1995.....15

Game

1. Janis Swiderski, 4/8/95 5

Triples

Career

1. Kathy Rediger, 1981-84.....18
2. Traci Wren, 1992-95.....13
- Julie Hume, 1985-8813
4. Kelsey White, 1999-00.....12
5. Three tied with.....11

Season

1. Jayne Creek, 1981.....10
2. Six tied with..... 7

Game

1. Three tied with..... 2
- Last done by Jenniver Vasquez, 2009

* Returning Player



Renee Kertz tied the school's all-time career record with 132 RBI and set a new Southeast record in career games played (214).

Hitting Records

SOUTHEAST MISSOURI STATE UNIVERSITY

Home Runs

Career

1. Michelle Summers, 2005-08..48
2. Megan McDonald, 2005-08....31
3. Kim Palmer, 1996-98.....20
4. **Lindsey Patterson, 2012-pr... 16**
Stacia Dopudja, 2007-08.....16
Lauren Bradley, 2006-09.....16

Season

1. Michelle Summers, 2007.....14
2. Michelle Summers, 2008.....13
3. Stacia Dopudja, 2007.....12
4. Michelle Summers, 2006.....11
Kim Palmer, 1998.....11
6. **Haylee Krack, 2014.....10**
Michelle Summers, 2005.....10

Game

1. 17 tied with.....2
Last done by Haylee Krack
(at Saint Louis, 4/23/14)

RBI

Career

1. Renee Kertz, 2009-12.....132
Michelle Summers, 2005-08 132
3. Megan McDonald, 2005-08..120
4. Traci Eudaley, 1984-87.....119
5. Kim Palmer, 1996-98.....112

Season

1. Renee Kertz, 2011.....48
2. Shelly Trieb, 1993.....46
3. Renee Kertz, 2012.....45
4. Carmen Fowler, 2011.....45



Michelle Summers is Southeast's all-time career leader in seven different categories, including home runs and RBI.

- Karen Hudson, 1992.....45
6. Kim Palmer, 1998.....44
7. Lisa Kraxner, 1995.....43
8. Megan McDonald, 2008.....41
Kim Palmer, 1997.....41
Traci Eudaley, 1986.....41

Game

1. Taylor Cowan, 5/2/12.....7
Chris Shetley, 5/4/98.....7

Walks

Career

1. Alex Ramirez, 2007-10.....88
2. Renee Kertz, 2009-12.....81
3. Michelle Summers, 2005-08..80
4. Tami Hebert, 1997-00.....79
Karen Hudson, 1989-92.....65
6. Megan McDonald, 2005-08....59
Shelly Trieb, 1991-94.....59

Season

1. Karen Hudson, 1989.....29
Alex Ramirez, 2009.....29
3. Kelly Birk, 2005.....28
Alex Ramirez, 2010.....28
5. Kathy Blair, 1985.....27

Sacrifice Hits

Career

1. Shelly Trieb, 1991-94.....44
Karen Hudson, 1989-92.....44
3. Amy Evers, 1993-96.....43
4. Robyn Horace, 1991-93.....40
5. Alice Marler, 1990-92.....34



Alex Ramirez currently holds the school's career and single-season records in walks.

- Traci Eudaley, 1984-87.....34
7. Theresa Shulte, 1986-89.....33

Season

1. Robyn Horace, 1992.....23
2. Alice Marler, 1991.....22
3. Karen Hudson, 1991.....21
4. Lesley Mueller, 1994.....19
5. Amy Evers, 1995.....17

Hit By Pitch

Career

1. Brooke Nett, 2000-03.....35
2. Michelle Summers, 2005-08..24
3. Shelby Stein, 2009-12.....22
4. **Lindsey Patterson, 2012-pr... 16**
5. Renee Kertz, 2009-12.....15
Victoria Torrez, 2004-05.....15

Season

1. Brooke Nett, 2001.....14
2. Michelle Summers, 2008.....10
Brooke Nett, 2003.....10
4. Victoria Torrez, 2004.....9
5. Shelby Stein, 2010.....8
Chris Shetley, 1997.....8
Julie Davis, 1995.....8

Stolen Bases

Career

1. Lisa Thornton, 1987-90.....82
2. Julie Lehmbeck, 1992-93.....51
3. Pat McDonagh, 1984-87.....46
4. Twanda Moore, 1982-85.....40
5. Kaitlin Zink, 2011-13.....38



Evan Sallis broke Southeast's single-season record and led the Ohio Valley Conference with 208 at-bats

Season

1. Julie Lehmbeck, 1992.....32
2. Lisa Thornton, 1990.....31
3. Lisa Thornton, 1989.....28
4. Evan Sallis, 2012.....22
5. Cheyenne Gipson, 2011.....20

Game

1. Five tied with.....3
Last done by Cheyenne Gipson
vs. Grambling State (2/10/12)

Total Bases

Career

1. Michelle Summers, 2005-08.423
2. Megan McDonald, 2005-08..363
3. Shelly Trieb, 1991-94.....307
4. Jenny Oermann, 1996-99.....295
5. Kim Palmer, 1996-98.....278

Season

1. Michelle Summers, 2008.....114
2. Kim Palmer, 1998.....111
3. Chris Shetley, 1998.....110
4. Megan McDonald, 2008.....109
5. Michelle Summers, 2005.....108

* Returning Player



Carmen Fowler set a new Southeast single-season record with 73 hits in 2011.

Hitting Records

Wins**Career**

1. Traci Eudaley, 1984-8779
2. Debbie Schmelz, 1996-99.....62
3. Alice Marler, 1990-92.....59
4. Elaine Fisher, 2005-0854
- Chris Engelhardt, 1996-99.....54
6. Sara Reichert, 1994-9751

Season

1. Alice Marler, 1991.....30
2. Traci Eudaley, 1986.....25
3. Traci Eudaley, 1987.....23
4. Missy Sanges, 1989.....20
5. Giana Zimmerman, 200919
- Elaine Fisher, 200819
- Debbie Schmelz, 1998.....19

Earned Run Average**Career**

1. Traci Eudaley, 1984-870.43
2. Beth Russell, 1986-880.79
3. Missy Sanges, 1989-90.....1.15
4. Alice Marler, 1990-92.....1.22
5. Shelle Wadsworth, 1988-91 1.50

Season

1. Traci Eudaley, 1986.....0.33
2. Traci Eudaley, 1985.....0.37
3. Traci Eudaley, 1987.....0.50
4. Traci Eudaley, 1984.....0.59
5. Beth Russell, 19880.62
- * Minimum 200 innings

Appearances**Career**

1. Elaine Fisher, 2005-08 151
2. Traci Eudaley, 1984-87 127
3. Debbie Schmelz, 1996-99.....117
4. Chris Engelhardt, 1996-99...103
5. Alice Marler, 1990-92..... 101

Season

1. Elaine Fisher, 200846
2. Elaine Fisher, 200743
- Alice Marler, 1991.....43
4. Alora Marble, 2011.....41
5. Taylor Cowan, 2013.....39
- Amy Fahnestock, 2005.....39

Games Started**Career**

1. Elaine Fisher, 2005-08 110
- Traci Eudaley, 1984-87 110
3. Debbie Schmelz, 1996-99.....88
4. Alice Marler, 1990-92.....84
5. Chris Engelhardt, 1996-99.....77

Season

1. Alice Marler, 1991.....38
2. Elaine Fisher, 200834
- Elaine Fisher, 200734
4. Taylor Cowan, 2013.....33
5. Traci Eudaley, 1985.....32
6. Alora Marble, 2012.....31
- Traci Eudaley, 1986.....31
8. Elaine Fisher, 200630
- Amy Fahnestock, 2005.....30

Complete Games**Career**

1. Traci Eudaley, 1984-8784
2. Elaine Fisher, 2005-0878
3. Alice Marler, 1990-92.....72
4. Debbie Schmelz, 1996-99.....58
5. Amy Johannsen, 1992-95.....56

Season

1. Alice Marler, 1991.....34
2. Traci Eudaley, 1985.....30
3. Traci Eudaley, 1987.....27
- Traci Eudaley, 1986.....27
5. Elaine Fisher, 200726
6. Elaine Fisher, 200625
- Shelle Wadsworth, 198925

Shutouts**Career**

1. Traci Eudaley, 1984-8745
2. Debbie Schmelz, 1996-99.....24
3. Beth Russell, 1986-8823
4. Alice Marler, 1990-92.....20
- Shelle Wadsworth, 1988-91 ..20
6. Elaine Fisher, 2005-0818

Season

1. Traci Eudaley, 1986.....17
2. Alice Marler, 1991.....14
3. Traci Eudaley, 1987.....12
4. Traci Eudaley, 1985.....9
5. Beth Russell, 19888
- Beth Russell, 19878

Innings Pitched**Career**

1. Traci Eudaley, 1984-87 783.1
2. Elaine Fisher, 2005-08 750.0
3. Debbie Schmelz, 1996-99... 601.0
- Alice Marler, 1990-92..... 601.0
5. Chris Engelhardt, 1996-99. 479.1
6. Amy Johannsen, 1992-95.... 464.2

Season

1. Alice Marler, 1991..... 263.0
2. Elaine Fisher, 2008 234.1
3. Traci Eudaley, 1986..... 234.0
4. Elaine Fisher, 2007 227.0
5. Shelle Wadsworth, 1989 214.0

Strikeouts**Career**

1. Elaine Fisher, 2005-08 501
2. Traci Eudaley, 1984-87 471
3. Chris Engelhardt, 1996-99... 370
4. Debbie Schmelz, 1996-99.... 330
5. Alice Marler, 1990-92..... 315

Season

1. Traci Eudaley, 1986..... 200
2. Giana Zimmerman, 2009 184
3. Elaine Fisher, 2008 160
4. Alice Marler, 1991..... 158
5. Elaine Fisher, 2006 156

Game

1. Giana Zimmerman, 200913

Saves**Career**

1. Elaine Fisher, 2005-08 7
2. Traci Eudaley, 1984-876
3. Debbie Schmelz, 1996-99.....5
- Alice Marler, 1990-92.....5
5. Shelle Wadsworth, 1988-91 ...4

Consecutive Games Played

1. Renee Kertz, 2009-12..... 214
2. Amy Evers, 1993-96..... 213
3. Michelle Summers, 2005-08 208
4. Megan McDonald, 2005-08.. 207

Longest Game

15 innings vs. Saint Louis, 4/8/93

* Returning Player



Elaine Fisher is Southeast's career leader in appearances, starts, strikeouts and saves.



Debbie Schmelz ranks second all-time with 62 career wins.



Traci Eudaley owns six career pitching records.

Pitching Records

SOUTHEAST MISSOURI STATE UNIVERSITY

At-Bats

	Year	
1.	2011	1670
2.	2012	1539
3.	1989	1516
4.	1997	1492
5.	2005	1472
6.	1995	1465
	1986	1465
8.	1994	1446
9.	2000	1444
10.	2004	1424

Doubles

	Year	
1.	1998	89
2.	2000	80
3.	2006	77
4.	1995	74
5.	1997	70
6.	2005	69
7.	1996	68
8.	2011	67
	2004	67
10.	2008	66

RBI

	Year	
1.	1986	276
2.	2011	250
3.	1996	241
4.	1998	233
5.	1987	225
6.	2012	220
7.	1995	218
	1992	218
9.	1997	212
10.	1994	211

Stolen Bases

	Year	
1.	2012	68
2.	1998	60
3.	1987	55
4.	1992	54
	1990	54
6.	2011	53
	1993	53
8.	1989	52
9.	1985	51
10.	1997	50
	1988	50

Complete Games

	Year	
1.	1994	50
2.	1989	49
3.	1995	45
4.	1987	44
5.	1991	43
	1986	43
	2001	43
8.	1992	40
	1985	40
10.	1996	39

Hits

	Year	
1.	2011	484
2.	2012	434
3.	1986	431
4.	1997	430
5.	1996	422
6.	1998	415
7.	1994	414
8.	1989	409
9.	1995	406
10.	1987	388

Triples

	Year	
1.	1986	35
2.	1981	24
3.	1982	21
4.	1988	20
	1993	20
6.	1997	19
7.	1994	18
	1992	18
9.	1987	16
10.	2000	15

Walks

	Year	
1.	2010	159
2.	1995	153
3.	1994	151
4.	2009	146
5.	1982	140
6.	1985	139
7.	2011	133
8.	2005	128
	2008	128
10.	2012	126

Total Bases

	Year	
1.	2011	668
2.	1998	613
3.	2007	598
4.	2012	589
5.	2006	579
	2005	579
7.	1997	574
8.	1996	563
9.	1994	562
10.	1986	561

Shutouts

	Year	
1.	1986	25
2.	1996	21
3.	1987	20
4.	1991	17
5.	1988	14
	1985	14
	1984	14
8.	2000	13
	1999	13
	1997	13
	1992	13

Batting Average

	Year	
1.	1996	.323
2.	1998	.302
3.	1987	.296
4.	1986	.294
5.	2011	.290
6.	1997	.288
7.	1994	.286
	1999	.286
9.	2012	.282
10.	2007	.281

Home Runs

	Year	
1.	2007	57
2.	2006	43
3.	2008	40
4.	2005	38
5.	2011	33
6.	2013	32
7.	2014	30
8.	1998	29
9.	2012	27
10.	2009	21

Sacrifice Hits

	Year	
1.	1994	138
2.	1991	127
3.	1992	105
4.	1986	94
5.	1987	91
6.	1995	88
7.	1993	87
8.	1989	84
9.	1997	69
10.	1985	57

Wins

	Year	
1.	1986	40
2.	1987	39
	1996	39
4.	1991	38
	1995	38
	1998	38
7.	1989	37
8.	1994	36
9.	1992	35
10.	1997	33

Innings Pitched

	Year	
1.	2011	408.1
2.	1989	397.0
3.	1986	389.2
4.	1994	380.0
5.	2000	376.1
6.	2005	374.1
7.	2012	369.2
8.	1995	367.2
9.	1997	366.0
10.	2004	354.2

Slugging Percentage

	Year	
1.	2007	.454
2.	1998	.446
3.	1996	.430
4.	2006	.429
5.	2013	.409
6.	2008	.401
7.	2011	.400
8.	2005	.393
9.	1994	.389
10.	1997	.385

Runs

	Year	
1.	1998	277
2.	1986	276
3.	2011	275
4.	1994	270
5.	2012	269
6.	1996	261
7.	1995	259
8.	1992	242
9.	1997	239
10.	2006	225

Hit By Pitch

	Year	
1.	2011	29
	2008	29
3.	2012	25
	2010	25
5.	2013	24
	2004	24
7.	2001	23
	2003	23
9.	2014	22
	2005	22
10.	1995	19
	2000	19

Earned Run Average

	Year	
1.	1986	0.50
2.	1985	0.58
3.	1987	0.69
4.	1984	0.73
5.	1988	0.78
6.	1991	0.79
7.	1996	1.13
8.	1983	1.33
9.	1990	1.36
10.	1999	1.38

Strikeouts

	Year	
1.	2009	273
2.	1986	260
3.	2006	254
4.	1996	230
5.	2011	223
6.	2005	218
7.	2008	210
8.	1995	208
9.	1991	189
10.	1987	186

* 2014 Mark

Single-Season Team Records



Year	Head Coach	Record	Conference Record	Conference Finish	Postseason
1977	Marge Mates	6-6	-	-	-
1978	Marge Mates	7-8	-	-	-
1979	Marge Mates	9-9	-	-	-
1980	Marge Mates	21-18	-	-	-
1981	Marge Mates	22-14-1	-	-	-
Career Record		65-55-1 (.537)			

Year	Head Coach	Record	Conference Record	Conference Finish	Postseason
1982	Brenda Buckner	21-28 (.429)	3-1 / MIAA	-	-

Year	Head Coach	Record	Conference Record	Conference Finish	Postseason
1983	Lana Richmond	13-10	3-3 / MIAA	-	-
1984	Lana Richmond	25-8	8-2 / MIAA	-	-
1985	Lana Richmond	32-17	9-2 / MIAA	-	-
1986	Lana Richmond	40-16	13-5 / MIAA	-	NCAA South Regional
1987	Lana Richmond	39-13	9-3 / MIAA	-	NCAA Central Regional
1988	Lana Richmond	21-20	4-8 / MIAA	-	-
1989	Lana Richmond	37-21	6-2 / MIAA	-	NCAA South Regional
1990	Lana Richmond	28-21	5-5 / MIAA	-	-
1991	Lana Richmond	38-14	11-4 / MIAA	-	NCAA Final Four
NCAA Division II Totals		273-140 (.661)	68-34 (.667)	-	-
1992	Lana Richmond	35-18	-	-	-
1993	Lana Richmond	30-19	-	-	-
1994	Lana Richmond	36-22	17-9 / OVC	3rd	OVC Tournament Champions
1995	Lana Richmond	38-20	22-4 / OVC	1st*	-
1996	Lana Richmond	39-9	22-2 / OVC	1st*	OVC Tournament Champions
1997	Lana Richmond	33-23-1	20-5 / OVC	1st*	OVC Tournament Champions
1998	Lana Richmond	38-13-1	16-2 / OVC	1st*	OVC Tournament Champions
1999	Lana Richmond	31-17	16-2 / OVC	1st*	OVC Tournament Champions, NCAA Regional (Tucson, Ariz.)
2000	Lana Richmond	31-24	17-7 / OVC	3rd	-
2001	Lana Richmond	25-25	16-5 / OVC	2nd	-
2002	Lana Richmond	14-27	9-12 / OVC	5th	-
2003	Lana Richmond	18-29	11-9 / OVC	4th	-
2004	Lana Richmond	16-36	10-14 / OVC	6th	-
2005	Lana Richmond	27-28	13-14 / OVC	5th	-
2006	Lana Richmond	28-24	14-13 / OVC	5th	-
2007	Lana Richmond	20-29	11-16 / OVC	8th	-
2008	Lana Richmond	24-28	11-16 / OVC	8th	-
2009	Lana Richmond	29-21	16-8 / OVC	2nd	-
2010	Lana Richmond	17-31	6-17 / OVC	10th	-
2011	Lana Richmond	31-30	17-12 / OVC	5th	-
2012	Lana Richmond	25-30	13-16 / OVC	7th	-
2013	Lana Richmond	15-33	6-18 / OVC	10th	-
2014	Lana Richmond	11-34	3-20/OVC	12th	-
NCAA Division I Totals		611-570-2 (.517)	286-221 (.564)	-	-
Career Record		884-710-2 (.554)			

Year	Head Coach	Record	Conference Record	Conference Finish	Postseason
2015	Mark Redburn	-	-	-	-
Career Record		xx-xx			

Head Coach	Record	Tenure
Marge Mates	65-55-1	5 Years (1977-81)
Brenda Buckner	21-28	1 Year (1982)
Lana Richmond	884-710-2	32 Years (1983-2014)
Mark Redburn	0-0	First Year
All-Time Softball Record	970-793-3 (.550)	38 Years

Coaching Records

SOUTHEAST MISSOURI STATE UNIVERSITY



The 1991 Southeast Missouri softball team was inducted into the school's Athletic Hall of Fame on Dec. 9, 2011. That team won the MIAA Conference Championship and was the first in school history to advance to an NCAA Final Four. Southeast went 38-14 under head coach Lana Richmond. Team members include in above photo: Front Row (left to right) Jennifer Stoeckl, Kathy Knaup, Ginger Hagler, Cathy Retherford, Andria Gaines, Alice Marler, Karen Jackson. Back Row (left to right) Head Coach Lana Richmond, Teresa Tuschoff, Kim Staffey, Karen Hudson, Shelly Trieb, Robyn Horace, Robyn Sitzes, Carol Chilton, Kim Barker, Assistant Coach Judy Favor.



1991 Softball Team

1992**Overall:** 35-18**Head Coach:** Lana Richmond

vs. Charleston Southern	W, 5-3
at Georgia State	W, 1-0
vs. North Carolina A&T	W, 10-0
vs. Valparaiso	L, 7-8
vs. Iowa State	W, 6-5
vs. Robert Morris	W, 8-0
vs. Illinois-Chicago	L, 2-3
vs. Maine	L, 0-2
vs. Temple	L, 0-3
vs. Robert Morris	W, 3-2
vs. Evansville	W, 6-3
vs. Temple	W, 3-2
vs. Boston College	L, 4-8
at Evansville	W, 7-4
at Evansville	W, 3-0
Missouri State	W, 7-4
Missouri State	L, 4-7
at UT Martin	L, 0-2
at UT Martin	W, 2-1
at Southern Illinois	L, 3-5
vs. Bradley	L, 1-2
vs. Evansville	W, 6-1
vs. Evansville	W, 3-0
at Saint Louis	W, 14-0
at Saint Louis	W, 7-0
at Tennessee Tech	L, 0-1
at Tennessee Tech	W, 3-1
Southern Illinois	W, 5-4
Southern Illinois	W, 6-5
Missouri-St. Louis	W, 7-3
Missouri-St. Louis	W, 5-0
vs. Texas A&M	L, 3-10
vs. Saint Louis	W, 1-0
at Missouri	L, 1-6
at Missouri	L, 1-3
vs. Saint Louis	W, 2-1
UT Martin	L, 4-5
UT Martin	W, 7-1
Evansville	W, 3-1
Evansville	W, 14-5
vs. Missouri	L, 7-10
vs. Missouri	L, 6-8
UT Martin	W, 5-0
Morehead State	W, 7-5
Tennessee Tech	W, 4-3
Austin Peay	W, 11-4
Tennessee Tech	W, 7-4
at Southern Illinois	L, 3-4
at Southern Illinois	L, 0-5
Austin Peay	W, 3-0
Austin Peay	W, 7-0
Saint Louis	W, 1-0
Saint Louis	W, 7-6

1993**Overall:** 30-19**Head Coach:** Lana Richmond

vs. Iowa State	W, 6-5
vs. Loyola (Ill.)	L, 2-4
vs. Temple	W, 7-2
vs. LaSalle	W, 13-4
vs. Illinois-Chicago	L, 0-3
vs. Maine	W, 3-2
vs. Valparaiso	L, 1-2
vs. Wisconsin-Green Bay	L, 2-6
vs. UNC Greensboro	L, 0-4
vs. Evansville	W, 3-0
at Austin Peay	L, 1-2
at Austin Peay	L, 2-3
at Tennessee Tech	L, 1-7
at Tennessee Tech	W, 1-0
vs. Evansville	W, 4-1
vs. Northern Iowa	L, 3-4
vs. Ball State	L, 1-2
Tennessee Tech	W, 2-1
Tennessee Tech	W, 9-4
at UT Martin	W, 7-0
Austin Peay	W, 2-1
Austin Peay	W, 10-6
Morehead State	W, 8-0
Morehead State	W, 6-5
Eastern Kentucky	W, 3-0
Eastern Kentucky	W, 9-1
Southern Illinois	L, 3-4
Southern Illinois	L, 5-7
at Saint Louis	L, 2-3
at Saint Louis	W, 9-2
at Morehead State	W, 4-3
at Morehead State	W, 8-4
at Eastern Kentucky	W, 7-0
at Eastern Kentucky	W, 6-0
Middle Tennessee	L, 1-3
Middle Tennessee	W, 2-1
Evansville	W, 3-1
Evansville	L, 2-3
Saint Louis	L, 2-8
Saint Louis	W, 3-0
UT Martin	W, 3-2
UT Martin	W, 4-3
vs. Morehead State	W, 2-1
vs. Tennessee Tech	W, 4-1
vs. Morehead State	W, 6-0
at Missouri State	L, 1-2
at Missouri State	L, 1-8
vs. Missouri	W, 8-5
vs. Missouri	L, 2-3

1994**Overall:** 36-22**OVC:** 17-9**Head Coach:** Lana Richmond

vs. Illinois-Chicago	L, 0-7
vs. Detroit-Mercy	W, 7-2
vs. Temple	W, 4-1
vs. UNC-Greensboro	W, 2-1
vs. Maine	L, 1-3
vs. Valparaiso	L, 0-2
vs. Campbell	W, 2-1
vs. UNC-Wilmington	W, 8-0
vs. Radford	W, 7-3
vs. Loyola	W, 7-0
Saint Louis	W, 6-0
Saint Louis	W, 9-2
at Tennessee State*	W, 11-0
at Tennessee State*	W, 12-1
at Tennessee Tech*	L, 3-4
at Tennessee Tech*	L, 1-2
at Middle Tennessee*	W, 3-2
at Middle Tennessee*	W, 6-1
at UT Martin*	W, 8-0
at UT Martin*	L, 5-6
vs. Tennessee Tech	W, 5-2
vs. Northern Iowa	W, 7-2
vs. Evansville	L, 1-2
Tennessee Tech*	L, 0-2
Tennessee Tech*	L, 3-5
Austin Peay*	W, 5-0
Austin Peay*	W, 6-2
Morehead State*	W, 3-2
Morehead State*	W, 9-1
Middle Tennessee*	L, 1-2
Middle Tennessee*	L, 0-2 (8)
Eastern Kentucky*	W, 2-1
Eastern Kentucky*	W, 3-2
at Southern Illinois	L, 3-6
at Southern Illinois	L, 5-10
at Morehead State*	W, 11-5
at Morehead State*	L, 7-8
Tennessee State*	W, 18-0
Tennessee State*	W, 9-1
at Austin Peay*	W, 3-2 (10)
at Austin Peay*	W, 6-2
vs. Louisiana Tech	L, 1-3
vs. East Carolina	L, 0-3
vs. George Mason	W, 5-0
vs. UNC-Charlotte	L, 1-2 (11)
vs. SW Louisiana	L, 1-2 (10)
UT Martin*	W, 2-0
UT Martin*	L, 0-2
vs. Austin Peay	W, 3-0
vs. Morehead State	W, 12-0
vs. Eastern Kentucky	W, 9-2
vs. Middle Tennessee	W, 3-2 (8)
at Saint Louis	W, 9-0
at Saint Louis	W, 9-4
Missouri State	L, 0-3
Missouri State	L, 0-2
at Missouri	W, 6-5

1995**Overall:** 38-20**OVC:** 22-4**Head Coach:** Lana Richmond

vs. Creighton	L, 3-4
vs. Temple	W, 6-3
vs. Loyola (Ill.)	W, 9-8
vs. Maine	W, 3-1
vs. Detroit-Mercy	W, 3-0
vs. Florida Atlantic	W, 8-0
vs. UNC-Greensboro	W, 10-9
vs. Loyola (Ill.)	L, 1-6
vs. Creighton	L, 1-7
Austin Peay*	W, 4-1
Austin Peay*	W, 3-0
at Middle Tennessee*	L, 1-2
at Middle Tennessee*	W, 3-0
at Tennessee State*	W, 7-1
at Tennessee State*	W, 16-1
at UT Martin*	W, 3-0
at UT Martin*	W, 2-1
vs. Eastern Illinois	W, 3-2
at Southern Illinois	L, 2-3 (10)
vs. Northern Iowa	W, 5-1
vs. Tennessee Tech	W, 4-1
vs. Evansville	L, 1-3
Tennessee Tech*	W, 3-2
Tennessee Tech*	W, 11-5
at Evansville	L, 2-6
at Evansville	L, 3-5
at Southern Illinois	L, 3-11
at Southern Illinois	L, 4-9
Tennessee State*	W, 10-0
Tennessee State*	W, 10-2
at Austin Peay*	W, 8-4
at Austin Peay*	W, 9-1
Saint Louis	W, 14-1
Saint Louis	W, 10-0
Morehead State*	W, 10-1
Morehead State*	W, 3-0
at Eastern Kentucky*	W, 4-3
at Eastern Kentucky*	W, 5-2
at Tennessee Tech*	L, 1-3
at Tennessee Tech*	W, 3-1
vs. Georgia Tech	W, 2-1
vs. SW Louisiana	L, 1-6
vs. Furman	W, 6-1
vs. George Mason	W, 3-0
vs. Samford	L, 2-6 (8)
vs. Middle Tennessee	W, 3-2 (8)
vs. Nicholls State	L, 10-0
Morehead State*	W, 4-3 (9)
Morehead State*	W, 11-0
Middle Tennessee*	W, 3-0
Middle Tennessee*	L, 0-1
UT Martin*	L, 4-6
UT Martin*	W, 3-1
vs. Eastern Kentucky	W, 3-2
vs. Tennessee Tech	L, 2-8
vs. Eastern Kentucky	L, 0-2
at Missouri	L, 0-12
at Missouri	L, 1-2

NCAA Division I Results

SOUTHEAST MISSOURI STATE UNIVERSITY

1996

Overall: 39-9

OVC: 22-2

Head Coach: Lana Richmond

3/10	vs. UT Martin	W, 5-0
3/10	vs. Fairfield	W, 5-0
3/12	vs. Maine	W, 9-2
3/12	vs. Wis.-Green Bay	W, 2-0
3/14	vs. Providence	W, 2-1
3/14	vs. Wis.-Green Bay	W, 2-0
3/15	vs. Creighton	W, 7-4
3/15	vs. Fairfield	W, 12-2
3/23	at Middle Tennessee*	W, 4-3
3/23	at Middle Tennessee*	W, 6-2
3/24	Tennessee Tech*	W, 2-0
3/27	Evansville	W, 8-3
3/27	Evansville	W, 2-0
4/2	Austin Peay*	W, 3-0
4/2	Austin Peay*	W, 5-2
4/5	Tennessee State*	W, 7-1
4/5	Tennessee State*	W, 15-0
4/5	Tennessee State*	W, 8-0
4/8	at Saint Louis	W, 8-0
4/8	at Saint Louis	W, 6-0
4/10	at UT Martin*	W, 5-3
4/10	at UT Martin*	W, 7-0
4/12	Eastern Kentucky*	W, 3-0
4/12	Eastern Kentucky*	W, 3-1
4/13	Middle Tennessee*	W, 10-2
4/13	Middle Tennessee*	W, 8-3
4/14	Morehead State*	W, 6-0
4/14	Morehead State*	W, 8-0
4/16	UT Martin*	W, 7-0
4/16	UT Martin*	W, 11-1
4/18	at Austin Peay*	W, 9-0
4/18	at Austin Peay*	W, 13-0
4/20	vs. UT-Chattanooga	L, 1-3
4/24	vs. Missouri	L, 2-4
4/24	vs. Missouri	L, 1-4
4/27	at Morehead State*	W, 8-1
4/27	at Morehead State*	L, 1-4
4/28	at Eastern Kentucky*	W, 6-0
4/28	at Eastern Kentucky*	L, 2-4
5/1	Southern Illinois	L, 0-3
5/1	Southern Illinois	W, 8-1
5/4	vs. Tennessee State	W, 8-0
5/4	vs. UT Martin	W, 1-0
5/5	vs. Middle Tennessee	W, 3-1
5/5	vs. Tennessee Tech	L, 3-4 (10)
5/5	vs. Tennessee Tech	W, 5-1
5/10	vs. Troy	L, 0-3
5/10	vs. Troy	L, 0-1 (11)

1997

Overall: 33-23-1

OVC: 20-5

Head Coach: Lana Richmond

3/1	vs. Evansville	L, 0-1
3/1	vs. Southern Illinois	L, 0-8
3/2	vs. Indiana	L, 3-7
3/2	vs. Western Illinois	T, 3-3
3/8	at Eastern Illinois	L, 2-3
3/8	at Eastern Illinois	L, 2-5
3/13	vs. Creighton	W, 5-4
3/14	vs. Illinois State	L, 0-3
3/14	vs. Cal-Berkley	L, 0-1
3/15	vs. Hawaii	L, 6-9
3/16	vs. Illinois State	W, 4-0
3/16	vs. Creighton	L, 0-1
3/21	vs. Southern Illinois	W, 5-3
3/21	vs. Southern Illinois	L, 2-4
3/22	vs. Northern Iowa	W, 1-0
3/22	vs. Saint Louis	W, 7-4
3/26	UT Martin*	W, 4-0
3/26	UT Martin*	W, 7-2
3/29	at Tennessee Tech*	L, 1-2
3/29	at Tennessee Tech*	W, 7-1
3/30	at Eastern Kentucky*	W, 15-2
3/31	at Morehead State*	W, 11-0
3/31	at Morehead State*	W, 6-0
4/3	at Evansville	W, 7-0
4/3	at Evansville	W, 7-2
4/5	Middle Tennessee*	W, 10-3
4/5	Middle Tennessee*	W, 3-2
4/6	Tennessee State*	W, 11-1
4/9	at Southern Illinois	L, 1-3
4/9	at Southern Illinois	L, 2-9
4/12	Morehead State*	W, 10-1
4/12	Morehead State*	W, 8-0
4/13	Eastern Kentucky*	W, 9-1
4/13	Eastern Kentucky*	W, 2-0
4/14	Tennessee Tech*	W, 5-1
4/14	Tennessee Tech*	W, 3-0
4/15	at Missouri	L, 7-10
4/15	at Missouri	L, 0-4
4/19	at Austin Peay*	W, 7-1
4/19	at Austin Peay*	W, 3-1
4/20	at Middle Tennessee*	W, 3-0
4/20	at Middle Tennessee*	W, 5-2
4/26	Eastern Illinois*	W, 3-2
4/26	Eastern Illinois*	W, 0-2
4/29	at Missouri State	L, 4-8
4/29	at Missouri State	L, 0-1
4/30	Saint Louis	W, 9-0
4/30	Saint Louis	W, 7-0
5/3	Austin Peay	W, 2-1
5/3	UT Martin	W, 2-1
5/4	Tennessee Tech	W, 2-0
5/4	Eastern Illinois	L, 1-5
5/4	Eastern Illinois	W, 12-2
5/8	at DePaul	L, 1-9
5/8	at DePaul	L, 3-5

1998

Overall: 38-13-1

OVC: 16-2

Head Coach: Lana Richmond

2/28	vs. Bradley	W, 9-1
2/28	vs. Kentucky	W, 9-6
3/1	at Southern Illinois	L, 0-3
3/1	vs. Northern Illinois	L, 3-10
3/8	Northern Iowa	W, 6-4
3/8	Northern Iowa	W, 6-5
3/15	vs. East Carolina	L, 0-2
3/23	vs. Colgate	W, 3-1
3/16	vs. Fordham	W, 5-0
3/16	vs. Wis.-Green Bay	W, 6-2
3/17	vs. Yale	W, 6-1
3/17	vs. Manhattan	W, 13-2
3/20	vs. Liberty	W, 8-0
3/23	Northwestern	L, 2-6
3/23	Northwestern	W, 3-1
3/24	Southern Illinois	L, 3-4
3/24	Southern Illinois	T, 3-3
3/25	at Saint Louis	W, 5-2
3/25	at Saint Louis	W, 12-1
3/27	vs. Northern Iowa	W, 3-1
3/27	vs. Saint Louis	W, 10-1
3/28	at Southern Illinois	W, 3-2
3/28	vs. UT Martin	W, 2-0
4/1	at Austin Peay*	W, 9-1
4/1	at Austin Peay*	W, 6-5
4/4	Tennessee Tech*	W, 2-0
4/4	Tennessee Tech*	W, 3-2
4/5	Tennessee State*	W, 8-0
4/5	Tennessee State*	W, 11-0
4/6	Middle Tennessee*	W, 5-0
4/6	Middle Tennessee*	W, 4-1
4/8	Eastern Illinois*	W, 10-2
4/8	Eastern Illinois*	W, 4-2
4/9	Evansville	L, 4-5
4/9	Evansville	L, 2-8
4/14	UT Martin*	W, 8-0
4/14	UT Martin*	L, 0-2
4/16	at Missouri	L, 2-8
4/16	at Missouri	W, 4-0
4/18	at Morehead State*	W, 6-0
4/18	at Morehead State*	W, 6-2
4/21	Austin Peay*	W, 2-1
4/21	Austin Peay*	W, 9-1
4/24	at Eastern Illinois*	L, 0-4
4/24	at Eastern Illinois*	W, 6-0
5/2	Austin Peay	W, 8-2
5/3	vs. Tennessee Tech	W, 8-2
5/4	Eastern Illinois	W, 3-2
5/4	Eastern Illinois	L, 1-2
5/4	vs. Eastern Illinois	W, 13-4
5/7	DePaul	L, 5-7
5/7	vs. DePaul	L, 2-6

1999

Overall: 31-17

OVC: 16-2

Head Coach: Lana Richmond

3/4	at Evansville	L, 4-7
3/4	at Evansville	L, 0-4
3/6	Northern Iowa	L, 2-3
3/7	Harvard	W, 5-1
3/15	vs. Indiana State	W, 1-0
3/15	vs. Indiana State	W, 12-4
3/16	at Sacramento State	L, 0-1
3/16	at Sacramento State	L, 1-6
3/18	vs. Nebraska	L, 1-10
3/18	vs. San Jose State	L, 4-5
3/19	vs. Oregon	L, 2-9
3/19	vs. Kansas	L, 0-7
3/20	vs. Sacramento State	W, 2-1
3/20	vs. Portland State	W, 9-1
3/21	vs. Ohio	L, 0-2
3/24	Saint Louis	W, 6-2
3/24	Saint Louis	W, 11-0
3/26	vs. Eastern Illinois	W, 2-0
3/26	vs. Saint Louis	W, 5-0
3/27	vs. Northern Iowa	L, 1-3
3/27	vs. Southern Illinois	W, 5-4
3/30	at Austin Peay*	W, 4-0
3/30	at Austin Peay*	W, 3-0
4/1	Eastern Illinois*	W, 5-2
4/1	Eastern Illinois*	W, 3-2
4/6	UT Martin*	W, 8-0
4/6	UT Martin*	W, 12-5
4/7	at Southern Illinois	L, 4-7
4/7	at Southern Illinois	L, 1-9
4/10	at Tennessee State*	W, 9-0
4/10	at Tennessee State*	W, 11-3
4/11	at Tennessee Tech*	L, 0-3
4/11	at Tennessee Tech*	W, 6-2
4/12	at Middle Tennessee*	W, 2-1
4/12	at Middle Tennessee*	W, 4-1
4/17	Morehead State*	W, 1-0
4/17	Morehead State*	W, 3-0
4/18	Eastern Kentucky*	W, 4-3
4/18	Eastern Kentucky*	W, 4-3
4/21	at Eastern Illinois*	L, 0-1
4/21	at Eastern Illinois*	W, 1-0
5/1	vs. UT Martin	W, 5-0
5/1	vs. Tennessee Tech	W, 5-2
5/2	vs. Middle Tennessee	W, 9-0
5/2	vs. Eastern Illinois	W, 7-1
5/20	vs. Kansas	L, 1-5
5/21	vs. East Carolina	W, 2-1
5/22	vs. Kansas	L, 1-3

NCAA Division I Results

2000**Overall:** 31-24**OVC:** 17-7**Head Coach:** Lana Richmond

3/4	vs. Northern Iowa	W, 4-1
3/4	vs. Missouri State	L, 2-3
3/5	Bradley	W, 5-2
3/5	Creighton	L, 0-1
3/5	Iowa State	L, 1-5
3/9	Loyola-Chicago	L, 1-3
3/9	Loyola-Chicago	W, 2-0
3/13	at Saint Louis	W, 10-3
3/13	at Saint Louis	W, 5-3
3/16	vs. Utah	L, 5-16
3/17	vs. Nebraska	L, 2-7
3/17	vs. Louisville	W, 4-3
3/17	vs. Sacramento State	L, 2-3
3/18	vs. Sacramento State	L, 2-6
3/18	vs. Texas A&M CC	W, 17-14
3/19	vs. Utah State	L, 1-2
3/24	vs. Western Kentucky	L, 8-1
3/24	vs. Northern Iowa	L, 8-9
3/25	vs. Syracuse	L, 1-3
3/25	vs. Southern Illinois	L, 0-1
3/28	at Austin Peay*	W, 4-3
4/1	Tennessee Tech*	W, 3-2
4/1	Tennessee Tech*	W, 6-0
4/2	Tennessee Tech*	L, 2-5
4/5	Southern Illinois	L, 0-8
4/5	Southern Illinois	L, 1-8
4/8	Eastern Kentucky*	L, 1-7
4/8	Eastern Kentucky*	L, 0-2
4/9	Eastern Kentucky*	W, 9-3
4/11	UT Martin*	L, 0-3
4/11	UT Martin*	W, 4-0
4/14	at Tennessee State*	W, 8-0
4/15	at Middle Tennessee*	W, 4-2
4/15	at Middle Tennessee*	L, 1-2
4/16	at Middle Tennessee*	W, 1-0
4/18	Eastern Illinois	W, 6-1
4/18	Eastern Illinois	L, 1-5
4/20	vs. Missouri	W, 5-0
4/22	Austin Peay*	W, 8-0
4/22	Austin Peay*	W, 1-0
4/26	vs. Southwest Missouri	W, 4-3
4/26	vs. Southwest Missouri	L, 1-3
4/29	at Morehead State*	W, 5-0
4/29	at Morehead State*	L, 1-6
4/30	at Morehead State*	W, 2-0
5/2	at UT Martin*	W, 8-2
5/2	at UT Martin*	W, 1-0
5/4	at Eastern Illinois*	W, 3-0
5/7	Tennessee State*	W, 11-3
5/7	Tennessee State*	W, 12-0
5/11	vs. Morehead State	W, 4-3
5/11	vs. Eastern Illinois	W, 3-2
5/12	at Middle Tennessee	L, 1-3
5/12	vs. Tennessee Tech	W, 2-1
5/12	at Middle Tennessee	L, 1-3

2001**Overall:** 25-25**OVC:** 16-5**Head Coach:** Lana Richmond

3/2	Missouri State	L, 1-10
3/3	Illinois-Chicago	L, 0-6
3/3	vs. Western Kentucky	L, 1-10
3/6	Mississippi	L, 0-8
3/6	Mississippi	L, 0-8
3/9	vs. Indiana	W, 8-0
3/10	vs. Louisville	L, 2-7
3/10	vs. Kentucky	W, 1-0
3/11	vs. Kent State	L, 0-2
3/11	vs. Akron	W, 6-0
3/20	at Southern Illinois	L, 0-5
3/20	at Southern Illinois	W, 4-0
3/21	at Mississippi	W, 4-2
3/21	at Mississippi	L, 0-8
3/23	vs. #21 Wisconsin	L, 0-9
3/23	vs. #3 California	L, 4-5
3/24	vs. Mercer	W, 2-1
3/24	vs. Harvard	L, 3-4
3/28	Austin Peay*	W, 8-0
3/28	Austin Peay*	W, 11-4
3/30	at Tennessee State*	W, 12-3
3/31	at Tennessee Tech*	L, 4-5
3/31	at Tennessee Tech*	L, 1-5
4/1	at Tennessee Tech*	W, 5-2
4/5	at Eastern Illinois*	L, 1-3
4/5	at Eastern Illinois*	W, 3-0
4/10	UT Martin*	W, 2-0
4/10	UT Martin*	W, 11-3
4/12	Eastern Illinois*	W, 7-3
4/13	Tennessee State*	W, 7-4
4/13	Tennessee State*	W, 9-1
4/14	Middle Tennessee	L, 0-4
4/14	Middle Tennessee	L, 0-4
4/16	Southern Illinois	L, 0-11
4/18	Saint Louis	L, 1-2
4/18	Saint Louis	W, 11-3
4/21	at Eastern Kentucky*	W, 2-1
4/21	at Eastern Kentucky*	W, 6-4
4/22	at Eastern Kentucky*	L, 1-2
4/24	Missouri	L, 1-2
4/24	Missouri	L, 1-5
4/25	at UT Martin*	W, 3-2
4/25	at UT Martin	W, 5-2
4/28	Morehead State*	W, 4-2
4/28	Morehead State*	W, 9-3
4/29	Morehead State*	W, 6-4
5/1	at Austin Peay*	L, 0-1
5/4	vs. Eastern Kentucky	L, 0-2
5/4	vs. Tennessee State	W, 1-0
5/5	vs. Eastern Illinois	L, 0-1

2002**Overall:** 14-27**OVC:** 9-12**Head Coach:** Lana Richmond

3/1	Mississippi	L, 3-5
3/1	Mississippi	L, 1-4
3/5	at Southern Illinois	L, 0-1
3/5	at Southern Illinois	L, 1-7
3/7	Loyola-Chicago	L, 2-6
3/7	Loyola-Chicago	L, 3-8
3/11	Indiana State	W, 6-2
3/15	vs. Pittsburgh	L, 4-5
3/15	vs. Jacksonville State	L, 1-3
3/16	vs. Birmingham So.	L, 1-7
3/16	vs. Gardner-Webb	W, 8-1
3/19	at College of Charleston	W, 6-2
3/19	at College of Charleston	L, 1-3
3/23	Eastern Kentucky*	L, 2-3
3/23	Eastern Kentucky*	L, 1-2
3/24	Eastern Kentucky*	L, 1-7
3/29	at Tennessee State*	L, 6-7 (9)
3/29	at Tennessee State*	W, 15-7
4/1	at Tennessee State*	W, 9-3
4/3	at Missouri	L, 2-10
4/3	at Missouri	L, 0-12
4/6	Austin Peay*	W, 3-2
4/6	Austin Peay*	W, 4-1
4/7	Austin Peay*	L, 5-6
4/9	Eastern Illinois*	L, 4-5
4/9	Eastern Illinois*	L, 0-6
4/13	Tennessee Tech*	W, 2-0
4/13	Tennessee Tech*	L, 2-3
4/14	Tennessee Tech*	L, 0-7
4/16	at UT Martin*	W, 3-2
4/16	at UT Martin*	L, 1-2
4/18	at Eastern Illinois*	W, 4-0
4/20	at Morehead State*	W, 7-5
4/20	at Morehead State*	W, 9-3
4/21	at Morehead State*	L, 0-3
4/24	Southern Illinois	L, 1-3
4/27	UT Martin*	L, 1-5
4/27	UT Martin	W, 5-1
5/3	vs. Austin Peay	W, 5-3
5/3	at Eastern Kentucky	L, 0-7
5/4	vs. UT Martin	L, 1-4 (8)

2003**Overall:** 18-29**OVC:** 11-9**Head Coach:** Lana Richmond

3/4	at Lipscomb	W, 6-0
3/4	at Lipscomb	L, 5-6
3/5	at Evansville	L, 1-3
3/5	at Evansville	L, 0-6
3/7	Siena	W, 8-1
3/8	Middle Tennessee	L, 0-6
3/9	Lipscomb	W, 17-8
3/9	Missouri State	L, 1-8
3/14	vs. UNC Greensboro	L, 2-8
3/14	vs. Toledo	L, 2-4
3/16	at Winthrop	L, 1-4
3/17	vs. Marshall	L, 2-5
3/17	vs. Marshall	W, 5-4
3/20	vs. Middle Tennessee	L, 0-5
3/20	vs. Middle Tennessee	L, 0-10
3/26	Southern Illinois	L, 1-5
3/26	Southern Illinois	L, 3-9
3/29	Tennessee State*	W, 4-0
3/29	Tennessee State*	W, 4-3
3/30	Tennessee State*	L, 4-10
4/2	Missouri	L, 0-9
4/2	Missouri	L, 0-9
4/5	at Austin Peay*	W, 5-0
4/5	at Austin Peay*	L, 1-2
4/9	at Eastern Illinois*	L, 0-1
4/9	at Eastern Illinois*	W, 7-6
4/12	at Tennessee Tech*	L, 3-4
4/12	at Tennessee Tech*	W, 4-2
4/13	at Tennessee Tech*	L, 3-7
4/16	at Missouri State	L, 0-8
4/18	Morehead State*	W, 7-4
4/18	Morehead State*	W, 6-3
4/19	Morehead State*	L, 4-7
4/23	Eastern Illinois*	W, 6-5
4/26	UT Martin*	W, 3-0
4/26	UT Martin*	W, 5-4
4/27	at UT Martin*	L, 1-5
4/29	Saint Louis	L, 2-4
5/3	at Eastern Kentucky*	W, 4-0
5/3	at Eastern Kentucky*	L, 1-4
5/4	at Eastern Kentucky*	L, 0-3
5/8	vs. Austin Peay	W, 5-4
5/8	at Tennessee Tech	L, 0-4
5/9	vs. UT Martin	W, 4-3
5/9	vs. Eastern Illinois	W, 4-2
5/9	vs. Eastern Kentucky	L, 2-7

NCAA Division I Results

SOUTHEAST MISSOURI STATE UNIVERSITY

2004

Overall: 16-36

OVC: 10-14

Head Coach: Lana Richmond

3/5	vs. Belmont	L, 4-2
3/6	at Western Kentucky	L, 0-10
3/7	vs. Illinois State	L, 7-9
3/7	vs. Belmont	L, 3-6
3/9	at Belmont	W, 6-1
3/9	at Belmont	L, 1-4
3/12	Missouri State	L, 3-5
3/13	Iowa State	W, 8-4
3/13	Valparaiso	L, 5-6
3/14	Indiana State	L, 1-3
3/14	Bradley	W, 8-6
3/17	vs. Rider	L, 1-2
3/17	vs. Iona	L, 1-2
3/18	vs. Cleveland State	L, 0-3
3/18	vs. Colorado State	L, 1-7
3/19	vs. Vermont	W, 2-1
3/19	vs. Colgate	L, 1-4
3/20	vs. Cornell	L, 1-4
3/20	vs. Fordham	L, 1-5
3/23	Evansville	L, 2-9
3/23	Evansville	L, 2-9
3/25	at Southern Illinois	L, 0-3
3/25	at Southern Illinois	L, 1-3
3/30	at Saint Louis	L, 1-2
3/30	at Saint Louis	L, 4-6
4/1	Eastern Illinois*	L, 1-4
4/1	Eastern Illinois*	W, 3-2
4/3	Tennessee State*	W, 9-1
4/3	Tennessee State*	W, 8-0
4/4	Tennessee State*	W, 3-0
4/7	Austin Peay*	L, 2-5
4/7	Austin Peay*	W, 8-0
4/9	at Tennessee Tech*	L, 1-3
4/9	at Tennessee Tech*	L, 0-7
4/10	at Tennessee Tech*	W, 3-1
4/17	Jacksonville State*	L, 5-6
4/17	Jacksonville State*	L, 3-6
4/18	Jacksonville State*	L, 5-9
4/24	at Morehead State*	W, 3-1
4/24	at Morehead State*	L, 3-4
4/25	at Morehead State*	W, 4-1
4/27	UT Martin*	W, 5-4
4/27	UT Martin*	L, 2-3
5/2	Eastern Kentucky*	L, 0-3
5/2	Eastern Kentucky*	L, 1-3
5/5	at Eastern Illinois*	W, 2-1
5/8	at Samford*	L, 0-2
5/8	at Samford*	L, 0-2
5/9	at Samford*	L, 2-3
5/13	vs. Tennessee Tech	W, 3-0
5/13	vs. UT Martin	L, 6-9
5/14	vs. Jacksonville State	L, 4-5

2005

Overall: 27-28

OVC: 13-14

Head Coach: Lana Richmond

3/5	vs. Missouri	L, 0-8
3/5	UMKC	W, 5-2
3/6	vs. Missouri	L, 2-6
3/6	vs. Missouri State	L, 5-7
3/8	Lipscomb	L, 4-5
3/8	Lipscomb	L, 3-7
3/12	vs. St. Peter's	W, 4-0
3/12	vs. Sacred Heart	W, 9-0
3/13	vs. Colgate	W, 4-3
3/13	vs. Cleveland State	W, 4-1
3/14	vs. Columbia	L, 4-5
3/15	vs. Northern Colorado	W, 5-1
3/15	vs. George Washington	W, 1-0
3/16	vs. George Mason	W, 5-0
3/16	vs. Yale	W, 3-0
3/19	at UT Martin*	L, 2-5
3/19	at UT Martin*	L, 0-2
3/20	at UT Martin*	W, 6-3
3/22	Wright State	W, 10-6
3/23	Belmont	W, 7-5
3/23	Belmont	L, 4-5
3/25	at Morehead State*	W, 7-2
3/25	at Morehead State*	L, 5-8
3/26	at Morehead State*	W, 3-1
3/29	at Evansville	L, 0-9
3/29	at Evansville	L, 2-3
4/2	at Tennessee State*	W, 9-1
4/3	at Tennessee State*	L, 1-3
4/3	at Tennessee State*	W, 14-0
4/6	Southern Illinois	L, 1-4
4/6	Southern Illinois	L, 0-1
4/9	Eastern Kentucky*	W, 3-1
4/9	Eastern Kentucky*	W, 8-0
4/10	Eastern Kentucky*	W, 3-2
4/14	Saint Louis	L, 3-7
4/14	Saint Louis	W, 8-3
4/16	Samford*	W, 7-0
4/16	Samford*	W, 2-1
4/17	Samford*	L, 3-4
4/20	at Eastern Illinois*	L, 6-7
4/20	at Eastern Illinois*	L, 1-4
4/23	Tennessee Tech*	L, 3-6
4/24	Tennessee Tech*	L, 2-3
4/24	Tennessee Tech*	L, 1-5
4/27	at Jacksonville State*	L, 0-5
4/27	at Jacksonville State*	L, 2-7
4/28	at Jacksonville State*	L, 0-4
5/6	Eastern Illinois*	W, 3-1
5/7	Austin Peay*	W, 5-1
5/7	Austin Peay*	W, 4-0
5/8	Austin Peay*	L, 2-4
5/12	vs. UT Martin	L, 2-3
5/13	vs. Samford	W, 6-5
5/13	vs. UT Martin	W, 4-1
5/14	at Jacksonville State	L, 4-6

2006

Overall: 28-24

OVC: 14-13

Head Coach: Lana Richmond

2/24	vs. Alcorn State	W, 5-0
2/24	at Mississippi State	L, 2-5
2/26	vs. Northwestern State	W, 12-7
2/26	at Mississippi State	L, 0-3
3/3	at Missouri State	L, 1-2
3/3	vs. Missouri	L, 1-7
3/4	vs. Saint Louis	W, 8-4
3/4	vs. UMKC	W, 4-0
3/7	at Southern Illinois	L, 0-4
3/7	at Southern Illinois	L, 4-8
3/11	IUPUI	W, 18-7
3/11	Lipscomb	L, 2-3
3/12	Northern Iowa	W, 9-3
3/12	Northern Iowa	W, 5-4
3/18	at Austin Peay*	W, 4-2
3/18	at Austin Peay*	W, 4-1
3/19	at Austin Peay*	W, 5-2
3/22	at Middle Tennessee	W, 11-0
3/22	at Middle Tennessee	W, 12-3
3/23	at Memphis	W, 2-1
3/23	at Memphis	L, 2-3
3/25	UT Martin*	L, 1-2
3/25	UT Martin*	W, 2-1
3/26	UT Martin*	W, 3-1
3/29	Evansville	W, 4-2
3/29	Evansville	W, 10-1
4/1	Morehead State*	W, 8-0
4/1	Morehead State*	W, 9-1
4/2	Morehead State*	W, 4-0
4/4	at Saint Louis	L, 0-3
4/4	at Saint Louis	W, 9-0
4/8	Tennessee State*	W, 6-4
4/8	Tennessee State*	W, 1-0
4/9	Tennessee State*	W, 15-2
4/14	at Eastern Kentucky*	W, 3-1
4/14	at Eastern Kentucky*	L, 1-15
4/15	at Eastern Kentucky*	L, 1-4
4/18	Eastern Illinois*	W, 11-1
4/18	Eastern Illinois*	W, 10-5
4/21	at Samford*	L, 0-1
4/22	at Samford*	L, 1-2
4/22	at Samford*	L, 1-2
4/29	at Tennessee Tech*	L, 0-1
4/29	at Tennessee Tech*	L, 1-9
4/30	at Tennessee Tech*	L, 1-2
5/3	at Eastern Illinois*	L, 1-7
5/6	Jacksonville State*	L, 2-3
5/6	Jacksonville State*	L, 3-5
5/7	Jacksonville State*	L, 3-10
5/11	vs. UT Martin	W, 3-0
5/11	at Tennessee Tech	L, 0-8
5/12	vs. Eastern Kentucky	L, 0-3

2007

Overall: 20-29

OVC: 11-16

Head Coach: Lana Richmond

2/23	Alabama A&M	W, 8-0
2/23	at Memphis	L, 1-2
2/25	vs. Evansville	L, 2-3
2/25	vs. Central Arkansas	W, 11-1
3/4	vs. Missouri State	L, 4-10
3/4	vs. UMKC	L, 0-6
3/9	Belmont	W, 9-0
3/10	Belmont	L, 0-4
3/10	Bradley	L, 2-3
3/11	Illinois State	L, 0-7
3/11	IUPUI	W, 9-0
3/17	Samford*	W, 3-1
3/17	Samford*	L, 2-10
3/18	Samford*	W, 9-1
3/19	at Western Kentucky	L, 1-3
3/19	at Western Kentucky	L, 8-10
3/20	at Middle Tennessee	L, 2-3
3/21	at Mississippi	L, 2-12
3/21	at Mississippi	W, 7-3
3/24	at Tennessee State*	L, 3-4
3/24	at Tennessee State*	L, 0-2
3/25	at Tennessee State*	W, 1-0
3/28	at Evansville	W, 5-3
3/28	at Evansville	L, 6-7
3/31	Eastern Kentucky*	L, 9-10
4/1	Eastern Kentucky*	L, 3-12
4/1	Eastern Kentucky*	W, 3-2
4/6	at Jacksonville State*	L, 3-6
4/6	at Jacksonville State*	L, 4-9
4/7	at Jacksonville State*	L, 3-11
4/11	at Eastern Illinois*	L, 7-11
4/11	at Eastern Illinois*	L, 2-3
4/14	Austin Peay*	L, 0-9
4/15	Austin Peay*	L, 6-7
4/15	Austin Peay*	W, 9-1
4/17	Saint Louis	W, 6-4
4/17	Saint Louis	W, 4-3
4/21	at UT Martin*	W, 3-1
4/21	at UT Martin*	L, 2-4
4/22	at UT Martin*	W, 6-5
4/24	Memphis	W, 4-3
4/24	Memphis	L, 1-10
4/28	Tennessee Tech*	L, 0-7
4/28	Tennessee Tech*	W, 9-5
4/29	Tennessee Tech*	L, 3-8
5/2	Eastern Illinois*	W, 5-2
5/5	at Morehead State*	L, 1-8
5/5	at Morehead State*	W, 7-4
5/6	at Morehead State*	W, 4-1

NCAA Division I Results

2008**Overall:** 24-28**OVC:** 11-16**Head Coach:** Lana Richmond

2/14	at Jackson State	W, 8-0
2/14	at Jackson State	W, 12-3
2/15	vs. Central Arkansas	W, 5-3
2/17	vs. Iowa State	L, 1-8
2/17	at UL-Monroe	L, 1-2
2/22	vs. Morehead State	L, 0-2
2/22	vs. Ark.-Pine Bluff	W, 11-2
2/23	at Memphis	L, 1-3
2/23	vs. Evansville	L, 4-16
2/24	vs. Alabama A&M	W, 15-0
3/2	Missouri State	W, 3-1
3/2	Saint Louis	W, 7-3
3/7	vs. Bethune-Cookman	W, 4-0
3/7	vs. Florida Gulf Coast	L, 0-5
3/8	at Florida Atlantic	L, 6-7
3/8	vs. Towson	L, 4-5
3/9	vs. Bethune-Cookman	L, 2-5
3/11	vs. Longwood	W, 2-0
3/11	vs. Longwood	L, 1-12
3/13	at Belmont	L, 0-1
3/13	at Belmont	W, 10-8
3/15	at Eastern Kentucky*	L, 2-6
3/16	at Eastern Kentucky*	L, 2-10
3/16	at Eastern Kentucky*	L, 2-10
3/21	at Tennessee Tech*	W, 4-0
3/21	at Tennessee Tech*	L, 1-5
3/22	at Tennessee Tech*	L, 2-3
3/25	Eastern Illinois*	W, 7-2
3/25	Eastern Illinois*	W, 7-6
3/29	at Austin Peay*	W, 4-5
3/30	at Austin Peay*	W, 9-4
3/30	at Austin Peay*	W, 12-0
4/5	Tennessee State*	W, 5-2
4/5	Tennessee State*	L, 2-3
4/6	Tennessee State*	W, 6-3
4/9	Middle Tennessee	W, 6-4
4/9	Middle Tennessee	L, 3-5
4/12	at Samford*	L, 0-8
4/12	at Samford*	W, 4-3
4/13	at Samford*	L, 1-7
4/17	at Saint Louis	W, 6-0
4/17	at Saint Louis	W, 2-1
4/19	Morehead State*	W, 5-1
4/19	Morehead State*	L, 0-6
4/20	Morehead State*	W, 2-1
4/23	at Eastern Illinois*	L, 3-4
4/26	UT Martin*	W, 6-5
4/26	UT Martin*	L, 2-5
4/27	UT Martin*	L, 5-7
5/3	Jacksonville State*	L, 0-7
5/3	Jacksonville State*	L, 3-6
5/4	Jacksonville State*	L, 4-8

2009**Overall:** 29-21**OVC:** 16-8**Head Coach:** Lana Richmond

2/12	at Jackson State	W, 11-0
2/13	at UL-Monroe	W, 4-1
2/13	vs. Central Arkansas	L, 0-8
2/14	at UL-Monroe	W, 4-3
2/14	vs. Centenary	W, 5-4 (8)
2/15	vs. Centenary	L, 2-10
3/4	at #18 Southern Illinois	L, 1-2
3/4	at #18 Southern Illinois	L, 0-6
3/6	at Missouri State	W, 4-1 (8)
3/6	vs. UMKC	W, 10-3 (8)
3/7	vs. Saint Louis	W, 1-0
3/7	vs. #12 Missouri	L, 0-8
3/17	at North Carolina A&T	W, 8-7
3/17	at North Carolina A&T	W, 6-0
3/18	at Elon	L, 2-4
3/18	at Elon	L, 1-8
3/20	at Morehead State*	W, 1-0
3/20	at Morehead State*	W, 7-4
3/21	at Morehead State*	L, 1-2 (10)
3/28	Tennessee Tech*	W, 3-2
3/28	Tennessee Tech*	L, 0-13
3/29	Tennessee Tech*	L, 1-6
4/1	Missouri-St. Louis	L, 0-6
4/1	Missouri-St. Louis	L, 3-4
4/4	at Jacksonville State*	L, 1-12
4/4	at Jacksonville State*	L, 0-9
4/5	at Jacksonville State*	L, 1-11
4/8	SIU Edwardsville	L, 1-6
4/8	SIU Edwardsville	L, 3-12
4/10	at UT Martin*	L, 1-2
4/10	at UT Martin*	L, 2-8
4/11	at UT Martin*	W, 4-3
4/15	Saint Louis	W, 5-4 (8)
4/15	Saint Louis	W, 9-5
4/18	Austin Peay*	W, 4-1
4/18	Austin Peay*	W, 6-5 (9)
4/19	Austin Peay*	W, 7-5
4/23	at Eastern Illinois*	W, 6-2
4/23	at Eastern Illinois*	W, 11-3
4/25	Eastern Kentucky*	W, 4-3
4/25	Eastern Kentucky*	W, 8-5
4/26	Eastern Kentucky*	W, 4-3
4/29	Eastern Illinois*	W, 8-3
5/2	at Tennessee State*	W, 9-1
5/2	at Tennessee State*	W, 4-3
5/3	at Tennessee State*	W, 8-7
5/7	vs. Morehead State	W, 1-0
5/8	vs. Tennessee Tech	W, 7-1
5/9	vs. UT Martin	L, 2-3
5/9	vs. UT Martin	L, 1-4

2010**Overall:** 17-31**OVC:** 6-17**Head Coach:** Lana Richmond

2/11	at Jackson State	W, 11-3
2/13	at UL-Monroe	L, 6-9
2/13	vs. UMKC	W, 6-4
2/19	vs. IPFW	W, 7-4
2/19	vs. McNeese State	L, 2-6
2/20	vs. Appalachian State	L, 2-10
2/20	vs. Indiana State	W, 6-3
3/5	vs. UMKC	L, 1-7
3/5	vs. Saint Louis	L, 2-10
3/6	at Missouri	L, 0-13
3/6	vs. Missouri State	L, 3-7
3/10	IPFW	W, 4-3
3/11	Illinois State	L, 1-12
3/13	at Arkansas	L, 2-4
3/13	vs. SIU Edwardsville	W, 7-6
3/14	vs. Louisiana Tech	L, 3-5
3/14	vs. SIU Edwardsville	L, 5-6
3/16	IUPUI	W, 5-4
3/16	IUPUI	W, 15-7
3/17	at Indiana State	W, 5-3
3/17	at Indiana State	L, 2-4
3/20	Morehead State*	L, 2-9
3/20	Morehead State*	L, 5-7
3/27	at Eastern Kentucky*	L, 4-5
3/27	at Eastern Kentucky*	W, 6-0
3/28	at Eastern Kentucky*	L, 2-7
3/31	Eastern Illinois*	L, 0-3
3/31	Eastern Illinois*	L, 2-10
4/2	at Austin Peay*	L, 3-4
4/2	at Austin Peay*	W, 12-5
4/3	at Austin Peay*	L, 2-11
4/9	Tennessee State*	W, 9-0
4/9	Tennessee State*	L, 4-6
4/10	Tennessee State*	W, 7-5
4/14	at Eastern Illinois*	L, 0-2
4/17	at Murray State*	L, 1-9
4/17	at Murray State*	W, 9-6
4/18	at Murray State*	L, 4-9
4/22	at SIU Edwardsville	W, 3-2
4/22	at SIU Edwardsville	L, 2-3
5/1	UT Martin*	L, 3-4
5/2	UT Martin*	L, 1-5
5/2	UT Martin*	L, 0-2
5/5	at Saint Louis	W, 6-3
5/5	at Saint Louis	L, 1-9
5/8	at Tennessee Tech*	L, 0-4
5/8	at Tennessee Tech*	L, 1-2
5/9	at Tennessee Tech*	W, 2-0

2011**Overall:** 31-30**OVC:** 17-12**Head Coach:** Lana Richmond

2/11	vs. Northwestern State	L, 1-2
2/11	at UL-Monroe	L, 3-11
2/12	vs. Indiana State	W, 6-2
2/12	at UL-Monroe	L, 1-6
2/13	vs. Northwestern State	L, 2-10
2/25	vs. South Alabama	L, 3-8
2/25	vs. Western Kentucky	L, 5-8
2/26	vs. Louisiana Tech	W, 5-4
2/26	vs. Austin Peay	W, 6-3
2/27	at Mississippi	L, 2-4
3/4	vs. #18 Missouri	L, 0-5
3/4	vs. Missouri State	L, 2-3
3/5	Saint Louis	L, 3-8
3/9	Southern Illinois	L, 0-10
3/12	at SIU Edwardsville*	W, 11-4 (9)
3/12	at SIU Edwardsville*	W, 8-6 (8)
3/13	at SIU Edwardsville*	L, 1-11
3/17	at Belmont	L, 0-3
3/17	at Belmont	L, 5-6 (8)
3/19	Tennessee Tech*	W, 4-1
3/19	Tennessee Tech*	W, 6-3
3/20	Tennessee Tech*	L, 1-4
3/23	Evansville	L, 2-4 (8)
3/23	Evansville	W, 9-0
3/26	at Jacksonville State*	W, 7-6
3/26	at Jacksonville State*	L, 5-8
3/27	at Jacksonville State*	L, 8-13
3/30	UT Martin*	W, 5-4
3/30	UT Martin*	L, 1-7
4/2	Austin Peay*	W, 8-5
4/2	Austin Peay*	W, 9-1
4/3	Austin Peay*	L, 1-2
4/6	Indiana State	W, 10-8
4/6	Indiana State	W, 4-2
4/7	at UT Martin*	L, 2-7
4/9	at Tennessee State*	W, 6-5
4/9	at Tennessee State*	W, 5-3
4/10	at Tennessee State*	W, 10-0
4/13	at Eastern Illinois*	L, 0-2
4/13	at Eastern Illinois*	L, 0-4
4/16	Murray State*	W, 10-9 (8)
4/16	Murray State*	W, 11-4
4/17	Murray State*	L, 7-9
4/19	Eastern Illinois*	W, 8-4
4/22	Williams Baptist	W, 4-1
4/22	Williams Baptist	W, 5-2
4/28	at Middle Tennessee	W, 3-2
4/28	at Middle Tennessee	L, 3-7
4/30	at Morehead State*	W, 14-7
4/30	at Morehead State*	W, 4-3
5/4	Saint Louis	W, 5-1
5/4	Saint Louis	L, 2-3
5/7	Eastern Kentucky*	W, 5-1
5/7	Eastern Kentucky*	L, 0-8
5/8	Eastern Kentucky*	L, 2-9 (12)
5/12	vs. SIU Edwardsville	W, 4-3 (8)
5/12	at Eastern Illinois	W, 4-0
5/13	vs. Jacksonville State	L, 0-4
5/14	at Eastern Illinois	W, 9-1
5/14	vs. Jacksonville State	W, 3-2
5/14	vs. Jacksonville State	L, 5-9

NCAA Division I Results

SOUTHEAST MISSOURI STATE UNIVERSITY

2012

Overall: 25-30

OVC: 13-16

Head Coach: Lana Richmond

2/9	at Jackson State	L, 1-11
2/10	vs. Grambling State	W, 15-8
2/10	vs. IUPUI	L, 0-5
2/11	vs. Grambling State	W, 21-3
2/11	at UL-Monroe	W, 8-4
2/12	vs. Northwestern State	W, 3-1
2/24	vs. Miami (Ohio)	L, 2-6
2/24	vs. Western Illinois	L, 4-12
2/25	vs. Northern Iowa	L, 1-2
2/25	vs. Missouri State	L, 1-4
2/26	at Memphis	L, 0-1
3/3	vs. Saint Louis	L, 4-5 (8)
3/3	vs. #13 Missouri	L, 0-9
3/4	at UMKC	L, 2-5 (8)
3/4	vs. Missouri State	L, 4-5
3/10	Morehead State*	W, 11-10
3/10	Morehead State*	L, 1-3
3/11	Morehead State*	W, 9-5
3/14	at Indiana State	W, 4-0
3/14	at Indiana State	W, 9-6
3/15	at Evansville	W, 6-1
3/15	at Evansville	L, 4-5
3/17	at Eastern Kentucky*	L, 2-3 (8)
3/17	at Eastern Kentucky*	W, 7-5 (8)
3/18	at Eastern Kentucky*	L, 2-4
3/21	at UT Martin*	L, 4-5 (9)
3/21	at UT Martin*	L, 1-2
3/25	SIU Edwardsville*	W, 9-8
3/25	SIU Edwardsville*	W, 4-1
3/29	UT Martin*	L, 2-3
3/31	at Tennessee Tech*	W, 6-2
3/31	at Tennessee Tech*	L, 1-6
4/1	at Tennessee Tech*	L, 2-3
4/4	Eastern Illinois*	L, 2-3
4/4	Eastern Illinois*	L, 3-5
4/6	Jacksonville State*	W, 3-1
4/6	Jacksonville State*	L, 8-9
4/7	Jacksonville State*	L, 1-2
4/11	Middle Tennessee	W, 8-2
4/11	Middle Tennessee	W, 10-3
4/14	at Austin Peay*	W, 5-4 (8)
4/14	at Austin Peay*	W, 7-3
4/15	at Austin Peay*	W, 6-2
4/18	at Eastern Illinois*	L, 0-2
4/21	Tennessee State*	W, 2-0
4/21	Tennessee State*	W, 12-4
4/22	Tennessee State*	W, 6-2
4/25	at Southern Illinois	L, 6-7
4/28	at Murray State*	L, 1-3
4/28	at Murray State*	L, 7-10
4/29	at Murray State*	L, 7-8
5/1	at Saint Louis	L, 0-1
5/1	at Saint Louis	W, 6-1
5/2	Belmont	W, 5-3
5/2	Belmont	W, 14-13 (10)

2013

Overall: 15-33

OVC: 6-18

Head Coach: Lana Richmond

2/7	at Jackson State	L, 0-1
2/8	vs. Miss. Valley State	W, 3-2
2/8	vs. Grambling State	W, 6-3
2/9	at UL Monroe	L, 1-5
2/9	vs. Northwestern State	L, 0-8
2/22	vs. Detroit	W, 10-7 (10)
2/23	vs. Samford	L, 1-2
2/23	vs. Nicholls	L, 7-8
2/24	vs. Mississippi State	L, 4-8
2/24	at Memphis	L, 1-2
3/7	Missouri State	W, 3-2
3/7	Missouri State	L, 1-2
3/9	vs. Bowling Green	L, 1-4
3/9	at Evansville	L, 0-8
3/10	vs. Bowling Green	W, 4-1
3/10	at Evansville	L, 2-9
3/13	Indiana State	W, 5-4
3/13	Indiana State	W, 9-4
3/16	at Murray State*	W, 9-3
3/16	at Murray State*	L, 1-8
3/20	Georgia Tech	L, 4-9
3/21	at Western Kentucky	L, 3-10
3/23	at Belmont*	L, 11-12
3/23	at Belmont*	W, 3-1
3/24	at Tennessee State*	W, 4-0
3/29	SIU Edwardsville*	L, 0-13
3/29	SIU Edwardsville*	L, 1-11
3/30	SIU Edwardsville*	L, 1-9
4/2	Evansville	L, 0-1
4/2	Evansville	W, 3-2
4/6	at Jacksonville State*	L, 2-4
4/6	at Jacksonville State*	L, 5-13
4/7	at Tennessee Tech*	L, 1-9
4/7	at Tennessee Tech*	L, 0-4
4/13	Eastern Illinois*	L, 1-5
4/13	Eastern Illinois*	W, 4-1
4/14	Eastern Illinois*	L, 1-10
4/20	Eastern Kentucky*	W, 12-11
4/20	Eastern Kentucky*	L, 4-6
4/21	Morehead State*	L, 6-7
4/21	Morehead State*	W, 5-4
4/25	Southern Illinois	W, 14-7
4/28	at Austin Peay*	L, 0-6
4/28	at Austin Peay*	L, 5-6
4/29	at Austin Peay*	L, 1-4
5/1	Saint Louis	L, 1-5
5/4	UT Martin*	L, 9-11
5/4	UT Martin*	L, 5-14

2014

Overall: 11-34

OVC: 3-20

Head Coach: Lana Richmond

2/14	vs. Houston Baptist	W, 9-7
2/14	at UL Monroe	L, 4-6
2/15	vs. Houston Baptist	L, 3-6
2/15	vs. Grambling State	W, 9-1
2/16	vs. Grambling State	W, 2-0
2/22	vs. Loyola	W, 13-3
2/23	vs. Ball State	L, 2-11
2/23	at Memphis	L, 1-6
3/1	Missouri State	L, 0-8
3/1	Saint Louis	L, 4-7
3/15	Missouri-St. Louis	W, 5-4
3/15	Missouri-St. Louis	L, 4-6
3/18	North Dakota State	L, 0-11
3/19	at Indiana State	L, 2-3
3/19	at Indiana State	L, 0-2
3/20	at Evansville	L, 5-6 (8)
3/20	at Evansville	L, 4-8
3/22	at Eastern Kentucky*	L, 1-5
3/22	at Eastern Kentucky*	W, 5-3
3/23	at Morehead State*	L, 6-7
3/23	at Morehead State*	L, 4-7
3/29	Austin Peay*	L, 1-4
3/29	Austin Peay*	W, 13-4
3/30	Austin Peay*	L, 2-6
4/5	Belmont*	L, 0-6
4/5	Belmont*	L, 5-14
4/6	Tennessee State*	L, 1-3
4/6	Tennessee State*	L, 3-4
4/12	at SIU Edwardsville*	L, 0-10
4/12	at SIU Edwardsville*	L, 2-9
4/13	at SIU Edwardsville*	L, 0-3
4/18	Jacksonville State*	L, 0-9
4/18	Jacksonville State*	L, 0-9
4/19	Tennessee Tech*	L, 0-3
4/19	Tennessee Tech*	L, 3-5
4/23	at Saint Louis	L, 0-8
4/23	at Saint Louis	W, 9-7
4/26	at UT Martin*	L, 1-6
4/26	at UT Martin*	L, 6-12
4/30	Missouri Baptist	W, 10-5
4/30	Missouri Baptist	W, 13-1
5/3	Murray State*	L, 4-5
5/3	Murray State*	L, 0-1
5/4	Murray State*	W, 5-3

NCAA Division I Results

THIS IS SOUTHEAST



Southeast Missouri State University hit an historical high when its fall 2014 enrollment reached 12,087. This year marks the 20th year of consecutive enrollment growth for Southeast.





SOUTHEAST MISSOURI STATE UNIVERSITY

SHOW ME

WHAT AN EDUCATION AT SOUTHEAST CAN DO.



U.S. News & World Report
consistently names
Southeast a "Best Midwest
Regional University."

98%
OF ALL CLASSES
HAVE FEWER THAN
50 STUDENTS

SOUTHEAST MISSOURI STATE UNIVERSITY AT-A-GLANCE

Founded: 1873

Location: Main Campus & River Campus – Cape Girardeau, MO

Distance from Major Cities: St. Louis-1.45 hours; Memphis-2.5 hours; Chicago-5 hours.

Regional campuses: Sikeston, Malden, Kennett and Perryville

Population Cape Girardeau County: approximately 74,000

Campus size: 328 acres

Enrollment: Undergraduate: 10,755; Graduate: 1,162

Student Body: 78.8% from Missouri. Out-of-state from almost all 50 states; 16% Multicultural population; 950 international students from 60 countries

Student-Faculty Ratio: 21-to-1

Average Class Size: 30-35

Areas of Study: more than 200

Athletic Conference: NCAA Division I, Ohio Valley Conference

Varsity Sports: Men's – baseball, basketball, cross country, football and track (indoor/outdoor), Women's – basketball, cross country, gymnastics, soccer, softball, tennis, track (indoor/outdoor) and volleyball

Student Organizations: 150+

Average ACT score: 23

Average GPA: 3.3 entering freshman

Number of study abroad programs Southeast offers: 30+

Office of Admissions
Southeast Missouri State University
One University Plaza
Cape Girardeau, MO 63701-4710
admissions@semo.edu
573-651-2590

Follow Us at /SEMissouriState



Download the official Southeast App.
Available in the App Store and Android Market.



SOUTHEAST MISSOURI STATE UNIVERSITY

SHOW ME

POWERFUL ACADEMICS

SHOW ME UNLIMITED OPTIONS

A broad and nearly infinite range of possible futures—that's what Southeast's more than 200 academic programs open up for you. You get a classic education, balanced by traditional disciplines. You master innovation in programs matching 21st Century needs. You become knowledgeable, adaptable and thoroughly prepared.



GIVE ME BREADTH, DEPTH & BRAIN MUSCLE

Southeast offers the best of all possible academic worlds: An education that will give you knowledge and sharpen your critical thinking. An education that will give you practical experience that will put your thinking into action. You'll discover academic programs accredited by the highest standards, such as the AACSB ranking that places our Business School among a select few. You'll study in wired classrooms on a fully wireless campus. You'll achieve.

200+

AREAS OF STUDY

GRADUATES OF SOUTHEAST'S
EDUCATION PROGRAM LAND JOBS
WITH THE SOUGHT AFTER TEACH
FOR AMERICA PROGRAM.

*"I'm conducting original
scientific research, mastering
lab equipment and collaborating
with a real scholar in the field.
Where else could this happen?"*

— Easin Nasib
Biochemistry
Gagipur, Bangladesh



SOUTHEAST MISSOURI STATE UNIVERSITY

SHOW ME
FACULTY WHO REALLY CARE



GIVE ME EXPERIENCED TEACHERS

Southeast faculty bring their experience from out in the world into your classroom. They've performed in New York theatre, conducted applied research on biological conservation, taught in India and earned PhDs at prestigious schools like The Boston Conservatory of Music.

GIVE ME LIFELONG VALUE

- Southeast is consistently noted for excellence by The Princeton Review, InsideCollege.com, Network of International Business Schools and U.S. News & World Report.
- Southeast is one of the Midwest's most affordable 4-year comprehensive universities, costing as much as \$25,000 per year less than comparable public institutions.
- Southeast Missouri State University offers more than \$17 million in scholarship awards annually.
- As a testament to how well it takes care of students, Southeast's average freshman-to-sophomore retention rate is 73.7%.

90%+

OF SOUTHEAST STUDENTS ON INTERNSHIPS,
CLINICAL OPPORTUNITIES, STUDENT
TEACHING, RESEARCH ASSISTANTSHIPS,
STUDYING ABROAD

"My four years at Southeast were exceedingly positive in every way. My professors cared deeply about my education and future success. My education prepared me just as well or better than my law school classmates. My closest friends are alums I met there."

— Adam E. Hanna
Criminal Justice
Attorney, Bradshaw, Steele, Cochrane & Berens, L.C.

GRADUATES OF SOUTHEAST'S BIOMEDICAL SCHOLAR'S PROGRAM GET ADMITTED INTO SUCH WELL-KNOWN MEDICAL SCHOOLS AS HARVARD, UNIVERSITY OF MINNESOTA AND VANDERBILT—AND THEY DO IT AT A RATE ABOVE THE NATIONAL AVERAGE.

OUR BUSINESS GRADUATES WORK FOR GLOBALLY RECOGNIZED COMPANIES, SUCH AS AMERICAN AIRLINES, AT&T, KMPG INTERNATIONAL, PROCTER & GAMBLE, PRICEWATERHOUSECOOPERS, AMONG MANY OTHERS.

GRADUATES OF SOUTHEAST'S PHILOSOPHY PROGRAM HAVE AN ALMOST 100 PERCENT ACCEPTANCE RATE INTO LAW SCHOOL.

SOUTHEAST HAS 100 PERCENT PLACEMENT OF GRADUATES IN CYBERSECURITY, ENGINEERING TECHNOLOGY, NURSING, ENVIRONMENTAL SCIENCE, COMMUNICATION DISORDERS AND MEDICAL TECHNOLOGY TO NAME A FEW.

5 SOUTHEAST STUDENTS HAVE INTERNSHIPS IN THE STATE CAPITAL IN JEFFERSON CITY: ONE IN THE GOVERNOR'S OFFICE; TWO FOR SENATORS; TWO FOR STATE REPRESENTATIVES.

STUDENTS IN CYBERSECURITY LAND JOB OFFERS BEFORE THEY'VE FINISHED THE PROGRAM.

ENTREPRENEURSHIP EDUCATION AT SOUTHEAST CHALLENGES ALL STUDENTS TO USE CREATIVITY, INNOVATION AND ENTREPRENEURSHIP TO CREATE ECONOMIC AND SOCIAL VALUE FOR THEMSELVES AND THEIR COMMUNITIES.

SOUTHEAST MISSOURI STATE UNIVERSITY



Cindy Gannon
Senior Associate
Director of
Athletics/Senior Woman
Administrator



Rachel Blunt
Assistant Director of
Athletics/Compliance



Nate Saverino
Assistant Director of
Athletics/External
Affairs



Sara Cummings
Administrative Assistant



Sharon Burgard
Academic Services
Coordinator




Elizabeth Brucker
Director of Business
Operations



Barb Kinsey
Administrative
Assistant/Development



Kent Phillips
Coordinator of Facilities
& Event Management




Jeff Honza
Sports Information
Director



Phillip Lady
Coordinator of
Marketing &
Promotions



Alan Savage
Ticket Manager/Student
Accountant



Marcia Hendrix
Assistant Ticket Manag-
er/Insurance



Tyler Koonce
Assistant Sports
Information Director



Beth Easter
Faculty Athletics
Representative



Steve Bieser
Head Baseball Coach



Tom Matukewicz
Head Football Coach



Ty Margenthaler
Head Women's
Basketball Coach



Ryan Lane
Head Cross Country/
Assistant Track & Field
Coach



Kristi Ewasko
Head Women's
Gymnastics Coach



Heather Nelson
Head Women's
Soccer Coach



Mark Redburn
Head Softball Coach



Leah Killen
Women's Tennis
Coach




Eric Crumpecker
Head Track & Field
Coach



Julie Yankus
Head Volleyball Coach



Dillon Lawson
Assistant Baseball
Coach



Lance Rhodes
Assistant Baseball
Coach



Cameron Tucker
Assistant Women's
Basketball Coach



Heather Ezell
Assistant Women's
Basketball Coach

Athletics Staff



Lavesa Glover
Assistant Women's
Basketball Coach



Sarah Brown
Assistant Women's
Gymnastics Coach



Chris Bogantes
Assistant Women's
Gymnastics Coach




Paul Nelson
Associate Head
Women's Soccer Coach



Adam Kleman
Assistant Women's
Soccer Coach



Matt Koelling
Assistant Track &
Field Coach



Miles Smith
Assistant Track &
Field Coach




Madalyn Stichnot
Assistant Track &
Field Coach



Bryce Saia
Assistant Football Coach



Sherard Poteete
Assistant Football Coach




Jon Wiemers
Assistant Football Coach



Matt Martin
Assistant Football Coach



Eric Burrow
Assistant Football Coach



Ricky Coon
Assistant Football Coach



Salim Powell
Assistant Football Coach




Melvin Rice
Assistant Football Coach



Steve Hendry
Defensive Assistant
Football Coach



Joe Uhls
Assistant Football
Coach/Football
Operations



Tyler French
Offensive Assistant
Football Coach



Jared Diekmann
Football Video
Coordinator



Stephanie Winter
Assistant Softball
Coach



Kerry Shaw
Assistant Softball
Coach



Kayani Turner
Assistant Volleyball
Coach



Nikki Buchholz
Assistant Volleyball
Coach



Kodie Bennett
Cheerleading Coach



Tatianna Parham
Sundancers Coach




Athletics Staff

SOUTHEAST MISSOURI STATE UNIVERSITY



Sandy Wiemers
Assistant Academic
Services Coordinator



Ben Fox
Co-Interim
Athletic Trainer



Amanda Martin
Co-Interim
Athletic Trainer



Ashley Angerer
Assistant Athletic
Trainer



Ryan Johnson
Strength & Conditioning
Coach




Megan Rottler
Strength & Conditioning
Specialist



Andrew Salter
Graduate Assistant
Strength & Conditioning



Leah Ginn
Graduate Assistant
Athletic Trainer



Jamie Jetton
Graduate Assistant
Athletic Trainer



Karley Evans
Graduate Assistant
Academic Services



Bethany Pfeiffer
Graduate Assistant
Academic Services



Alex Lais
Graduate Assistant
Marketing &
Promotions



Sean Stevenson
Sports Information
Assistant

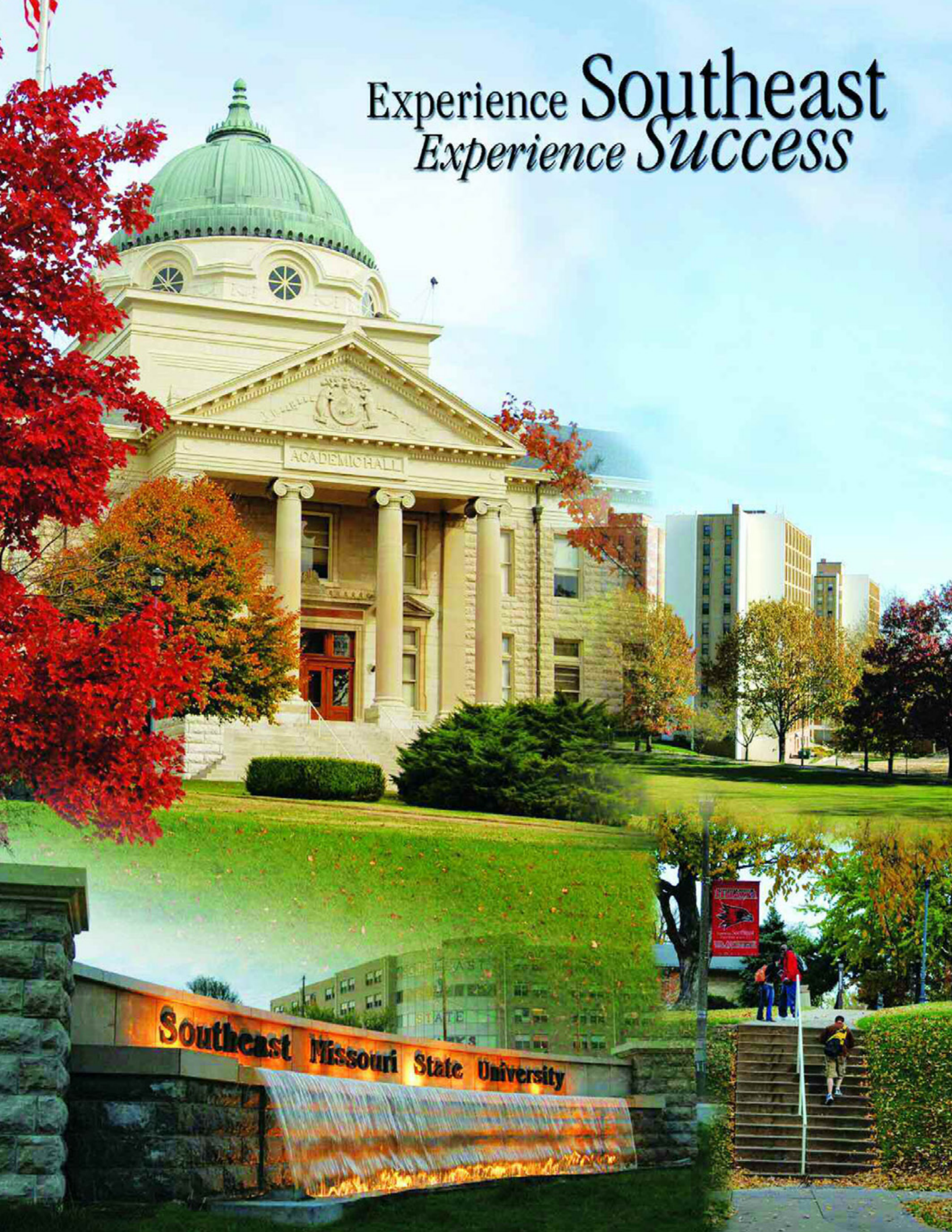


Phil Baier
Graduate Assistant
Strength & Conditioning



Athletics Staff

Experience Southeast
Experience Success





Southeast Missouri Redhawks **SOFTBALL SCHEDULE**



Mardi Gras Classic

Feb. 13	2 p.m.	Alabama State	Monroe, La.
Feb. 13	7 p.m.	UL Monroe	Monroe, La.
Feb. 14	9 a.m.	Alabama State	Monroe, La.
Feb. 14	1 p.m.	Grambling State	Monroe, La.
Feb. 15	10 a.m.	Grambling State	Monroe, La.

Blues City Classic

Feb. 21	9 a.m.	Northern Iowa	Memphis, Tenn.
Feb. 21	11:30 a.m.	Butler	Memphis, Tenn.
Feb. 22	12 p.m.	Nicholls State	Memphis, Tenn.
Feb. 22	2 p.m.	Memphis	Memphis, Tenn.

All-Missouri Cancer Classic

Feb. 28	10 a.m.	UMKC	Springfield, Mo.
Feb. 28	4 p.m.	Missouri State	Springfield, Mo.
3/1	12 p.m.	Saint Louis	Springfield, Mo.
3/1	TBA	TBA	Springfield, Mo.

Southeast Games

Mar. 6	12 p.m.	Wisc. - Green Bay	Cape Girardeau, Mo.
Mar. 6	2 p.m.	N. Kentucky	Cape Girardeau, Mo.
Mar. 7	12 p.m.	Western Illinois	Cape Girardeau, Mo.
Mar. 7	2 p.m.	Cleveland State	Cape Girardeau, Mo.
Mar. 8	2 p.m.	Western Illinois	Cape Girardeau, Mo.
Mar. 11	3 p.m.	Missouri	Columbia, Mo.
Mar. 11	5 p.m.	Missouri	Columbia, Mo.
Mar. 14	1 p.m.	UT Martin*	Cape Girardeau, Mo.
Mar. 14	3 p.m.	UT Martin*	Cape Girardeau, Mo.
Mar. 15	1 p.m.	UT Martin*	Cape Girardeau, Mo.
Mar. 18	1 p.m.	Indiana State	Cape Girardeau, Mo.
Mar. 18	3 p.m.	Indiana State	Cape Girardeau, Mo.
Mar. 21	12 p.m.	Tennessee Tech*	Cookeville, Tenn.

Mar. 21	2 p.m.	Tennessee Tech*	Cookeville, Tenn.
Mar. 22	12 p.m.	Jacksonville State*	Jacksonville, Ala.
Mar. 22	2 p.m.	Jacksonville State*	Jacksonville, Ala.
Mar. 28	1 p.m.	SIU Edwardsville*	Cape Girardeau, Mo.
Mar. 28	3 p.m.	SIU Edwardsville*	Cape Girardeau, Mo.
Mar. 29	1 p.m.	SIU Edwardsville*	Cape Girardeau, Mo.
Apr. 3	12 p.m.	Tennessee State*	Nashville, Tenn.
Apr. 3	2 p.m.	Tennessee State*	Nashville, Tenn.
Apr. 4	11 a.m.	Belmont*	Nashville, Tenn.
Apr. 4	1 p.m.	Belmont*	Nashville, Tenn.
Apr. 8	4 p.m.	Southern Illinois	Cape Girardeau, Mo.
Apr. 11	1 p.m.	Murray State*	Murray, Ky.
Apr. 11	3 p.m.	Murray State*	Murray, Ky.
Apr. 12	1 p.m.	Murray State*	Murray, Ky.
Apr. 18	12 p.m.	Morehead State*	Cape Girardeau, Mo.
Apr. 18	2 p.m.	Morehead State*	Cape Girardeau, Mo.
Apr. 19	12 p.m.	Eastern Kentucky*	Cape Girardeau, Mo.
Apr. 19	2 p.m.	Eastern Kentucky*	Cape Girardeau, Mo.
Apr. 22	4 p.m.	Saint Louis	Cape Girardeau, Mo.
Apr. 22	6 p.m.	Saint Louis	Cape Girardeau, Mo.
Apr. 25	1 p.m.	Eastern Illinois*	Cape Girardeau, Mo.
Apr. 25	3 p.m.	Eastern Illinois*	Cape Girardeau, Mo.
Apr. 26	1 p.m.	Eastern Illinois*	Cape Girardeau, Mo.
Apr. 29	3 p.m.	Arkansas	Fayetteville, Ark.
Apr. 29	5 p.m.	Arkansas	Fayetteville, Ark.
May 2	1 p.m.	Austin Peay*	Clarksville, Tenn.
May 2	3 p.m.	Austin Peay*	Clarksville, Tenn.
May 3	1 p.m.	Austin Peay*	Clarksville, Tenn.
May 6-9	TBA	OVC Tournament	TBA

Home games played at Southeast Softball Complex

*Conference Game

GoSoutheast.com

