



**PREVAILING
IS WHAT
WE DO
BEST.**



**SOUTHEAST MISSOURI STATE
REDHAWKS WOMEN'S BASKETBALL**
2015-16 Media Guide



**DO
YOU
HAVE
THE
WILL
TO**

**serve all
community
members?**



**SOUTHEAST MISSOURI
STATE UNIVERSITY • 1873**



Southeast Missouri State **REDHAWKS**

Intro to Redhawks Women's Basketball

Media Information	2-3
Show Me Center	4-7
Success Center	8-9
Strength & Conditioning.....	10
Sports Medicine.....	11
Social Development.....	12-13
President Dr. Carlos Vargas.....	14
Interim Director of Athletics Brady Barke.....	15
Mission Statement/Board of Regents.....	16

Season Preview

Season Outlook.....	18-20
2015-16 Schedule	21-23
2015-16 Roster/Roster Breakdown	24
TV/Radio Roster	25
Class Photos	26
New NCAA Women's Basketball Rules.....	27
Nike Basketball.....	28

Coaching Staff

Head Coach Rekha Patterson	30-31
Assistant Coach James Arnold	32-33
Assistant Coach Chanté Crutchfield.....	34-35
Assistant Coach Jauwan Scaife.....	36-37
Brooke Sander-Hengst/Support Staff.....	38

Player Profiles

Returner Profiles	40-55
Newcomer Profiles	56-58

2014-15 Season in Review

2014-15 Overall/OVC Stats.....	60-61
2014-15 Results	62
2014-15 Game-by-Game Stats	63
2014-15 Comparison/Double-Doubles	64
2014-15 Box Scores.....	65-72

2015-16 Opponents

2015-16 Opponents	74-79
2016 OVC Tournament Information	80



Records & History

Honors & Awards	82-83
Single Game Records.....	84-85
Single-Season/Career Records.....	86-87
1,000 Point Club.....	88
Coaching History	89
Year-by-Year Stats & Leaders.....	90-93
Year-by-Year Results.....	94-99
Records vs. Opponents	100-104
Postseason History.....	105
All-Time Letterwinners	106

This is the OVC

OVC History	108-113
OVC Map & Members.....	114

This is Southeast

University Guide	116-121
Athletics Staff.....	122-124

Credits

The 2015-16 Southeast Missouri Women's Basketball Information Guide was written, edited and designed by Assistant Sports Information Director Sean Stevenson. Cover design and additional graphics assistance provided by Tonya Wells, Krista Mayfield, Josh Russell, and Aaron Eisenhower. Photography by Bill Barrett, Marc Mahnke, Josh Russell, and Keith Hente. Other editorial assistance by Sports Information Director Jeff Honza and Sports Information Assistants Dan Chesnut and Kevin Scanlon. Special thanks to opposing sports information directors for contributing information and images for the opponents section of this guide.



Southeast Missouri State REDHAWKS

Credentials

Credentials are required for entrance to the Show Me Center. To request season or single-game credentials, please contact Southeast Missouri Assistant Sports Information Director Sean Stevenson by phone (573) 651-2294 or email at sstevenson@semo.edu. Credentials can be picked up at the NCAA pass gate inside the main entrance of the Show Me Center.

Press Row

Media will be issued assigned seats court-side on the north side of the Show Me Center. Press row is reserved for working media. Professional decorum is expected at all times. Cheering or outward expression is strictly prohibited.

Photographers

Photographers working the floor level at the Show Me Center are required to shoot from behind the dash lines along the baselines and must sit on the floor in those areas. The Sports Information Director may identify other positions off the court where photographers may work, provided the view is not blocking the view of fans. At no time may photographers work directly from behind the official scorers table and team benches or in front of any court-side signage. No tripods may be placed on or beside the court.

Postgame Interviews

All interview requests for Southeast Missouri student-athletes must be made to a member of the Southeast Sports Information staff prior to the end of each game. Student-athletes will be escorted to postgame press conferences in the front meeting rooms of the Show Me Center. Media representatives are not allowed in the dressing room areas. Redhawks head coach Rekha Patterson will address the media during press conferences after every game and the opposing head coach will be invited upon request. Patterson will join press conferences immediately following her postgame radio obligation with the Redhawks Radio Network.

Basketball Email List

If you would like to be added to the Southeast Missouri women's basketball email list to receive breaking news about the team, please email Sean Stevenson at sstevenson@semo.edu. The official athletics website, GoSoutheast.com, is the best source for up-to-date team information.

Weekly Interviews

All Southeast Missouri women's basketball practices are open to the media. Interviews will be conducted before all practices. Please contact the Sports Information office to verify practice times and locations.

Redhawks Radio Network

All Redhawk women's basketball games will be broadcast live on the radio at ESPN 1220 AM and online at GoSoutheast.com. Games can also be heard on KMAL 1470 AM, which is currently the only 100,000-watt station in the Ohio Valley Conference. Erik Sean is in his 16th year as the "Voice of the Redhawks." Sean is the Director of Sports Operations for Mississippi River Radio's eight radio stations in Cape Girardeau. He is a 12-time winner of the Missouri Broadcasters Association's Play-by-Play Award and three-time winner of the MBA's Sports Award. Sean will be assisted by Todd Bonacki and Jess Bolen this season.



Radio Network Affiliates

ESPN 92.9 FM (KLSC)..... Cape Girardeau, Mo.
ESPN 1220 AM (KGIR)** Cape Girardeau, Mo.
ESPN 1470 AM (KMAL)..... Malden, Mo.
102.9 FM K103 (KEZS)..... Cape Girardeau, Mo.

**Flagship

Visiting Radio

Visiting radio stations are required to make requests at least one week in advance. The Redhawks Radio Network provides a courtesy phone line for the official station of all opponents. Other stations will be charged a rights fee and must order telephone lines from the University Telecommunication Services by calling (573) 651-2575.

Parking

There is no designated parking for visiting media at the Show Me Center. Parking is on a first-come, first-serve basis, so please arrive early.

Wireless Internet

The Show Me Center is equipped with wireless internet. Please see a member of the Southeast sports information staff for login information.

OVC Teleconferences

Teleconferences for Ohio Valley Conference women's basketball coaches will be held on the following dates this year: Jan. 19 (Tuesday); Feb. 29 (Monday prior to the OVC Tournament). The calls begin at 10 a.m. Central Time with Southeast head coach Rekha Patterson scheduled at 10:20 a.m. Please contact Kyle Schwartz at (615) 371-1698 for more information on how to participate.



OVC Digital Network

Fans can watch all of Southeast Missouri's home basketball games free of charge online at OVCDigitalNetwork.com. The Southeast Missouri Department of Athletics will produce the Redhawks home webcasts this season.



Live Stats Services

Live stats are available for free, provided by StatBroadcast. Live stat links for each home game are available on GoSoutheast.com. Live stats are also available for free on mobile devices at SoutheastStats.com.

Statistical Services

Box scores and play-by-play accounts will be available immediately following each game. Notes, statistics, scorecards and other information will also be available to help with your coverage of Redhawks Women's Basketball.



MEDIA INFORMATION

GET SOCIAL WITH THE REDHAWKS

Southeast Missouri Sports Information

One University Plaza MS 0200
Cape Girardeau, MO 63701
Phone: (573) 651-2294
Fax: (573) 651-2810
Press Box: (573) 651-2191
Website: GoSoutheast.com



Jeff Honza
Director



Sean Stevenson
Assistant Director



Dan Chesnut
Assistant



Kevin Scanlon
Assistant

2015-16 Sport Assignments

Jeff Honza, Director

Football, Men's Basketball, Softball
Office: (573) 651-2933
Cell: (618) 528-1145
Email: jhonza@semo.edu;
redhawk1@me.com

Sean Stevenson, Assistant Director

Women's Soccer, Women's Basketball, Baseball
Office: (573) 651-2294
Cell: (314) 620-0855
Email: sstevenson@semo.edu

Dan Chesnut, Assistant

Volleyball, Indoor and Outdoor Track & Field
Office: (573) 651-2937
Cell: (636) 236-6355
Email: dchesnut@semo.edu

Kevin Scanlon, Assistant

Secondary Football, Gymnastics
Cross Country, Women's Tennis
Office: (573) 651-2937
Cell: (636) 579-1953
Email: kscanlon@semo.edu



Facebook

facebook.com/GoSoutheast
facebook.com/SEMOWbb



Twitter

@GoSoutheast
@SEMOWbb



Instagram

@GoSoutheast
@SEMOWbb



Periscope

@GoSoutheast



YouTube

YouTube.com/GoSoutheastRedhawks



Pinterest

Pinterest.com/GoRedhawks

GoSoutheast.com

GOSOUTHEAST.COM



WOMEN'S BASKETBALL

COACHING STAFF ROSTER SCHEDULE STATISTICS ADDITIONAL LINKS

TOP STORIES SOCIAL MEDIA SCHEDULES

BASKETBALL SEASON TICKETS AND MINI-PACK ON SALE NOW

Basketball season tickets and a special mini-pack for Southeast Missouri's upcoming 2015-16 campaign are on sale now.

10.06.2015 / General

semoball.com
CLICK HERE for more Redhawks Coverage

SCOREBOARD

Y, 27-10 | BOX



Southeast Missouri State **REDHAWKS**





THE SHOW ME CENTER

The newly-renovated 7,300-seat Show Me Center (SMC) is the home of the Southeast Missouri State University men's and women's basketball teams. Additionally, the Show Me Center is the entertainment, and meeting hub for the 250,000 residents of the tristate region.

The facility first opened its doors in the summer of 1987 and celebrated its 25th Anniversary during the 2012-13 season.

The Show Me Center has served Southeast Missouri State University, the City of Cape Girardeau, and the citizens of Southeast Missouri, Southern Illinois, and Western Kentucky by providing quality concerts, sporting events, top-notch family entertainment, and a first-rate banquet, convention, and meeting facility.

The facility is a joint-venture of Southeast Missouri State and the City of Cape Girardeau. The combined SMC and Student Recreation Center, which received a complete renovation and expansion in 1999, were originally built at a cost of \$18 million. During the summer of 2015, the Show Me Center underwent an \$8 million renovation that included the roof, seats, sound and lights, and a brand new video board. Phase two will begin in the summer of 2016.

The building houses the Redhawks men's and women's locker rooms. The basketball offices on the north side of the SMC were completed during the fall of 2003.

The Student Recreation Center is adjoined to the Show Me Center, and it houses the Redhawks' practice facilities. The center has five full basketball courts (including two hardwood courts), a large weight room, six racquetball courts, an indoor track, two cardiovascular equipment areas, a climbing wall, two multipurpose rooms, and full locker rooms. The Student Aquatic Center, which opened in December 2007, features a four-lane lap pool, a recreational pool with a rock wall and zip line, hot tub and locker rooms.



SHOW ME CENTER

Largest Show Me Center Crowds (Women's Basketball)

<u>Attendance</u>	<u>Date</u>	<u>Opponent</u>	<u>Result</u>
7,064	3/23/91	North Dakota State	L, 74-81
6,640	3/22/91	Norfolk State	W, 85-52
6,607	1/22/05	Austin Peay	W, 84-52
4,023	3/16/91	Cal-Poly Pomona	W, 82-52
3,844	2/3/01	Tennessee State	W, 95-84
3,669	1/14/99	Murray State	W, 78-59
3,385	2/23/99	Murray State	W, 66-60
3,855	2/20/00	Eastern Illinois	W, 101-86
3,850	2/17/01	Eastern Illinois	L 47-70
3,344	1/13/01	UT Martin	W, 79-66
2,982	2/18/89	Central Missouri	L, 65-72

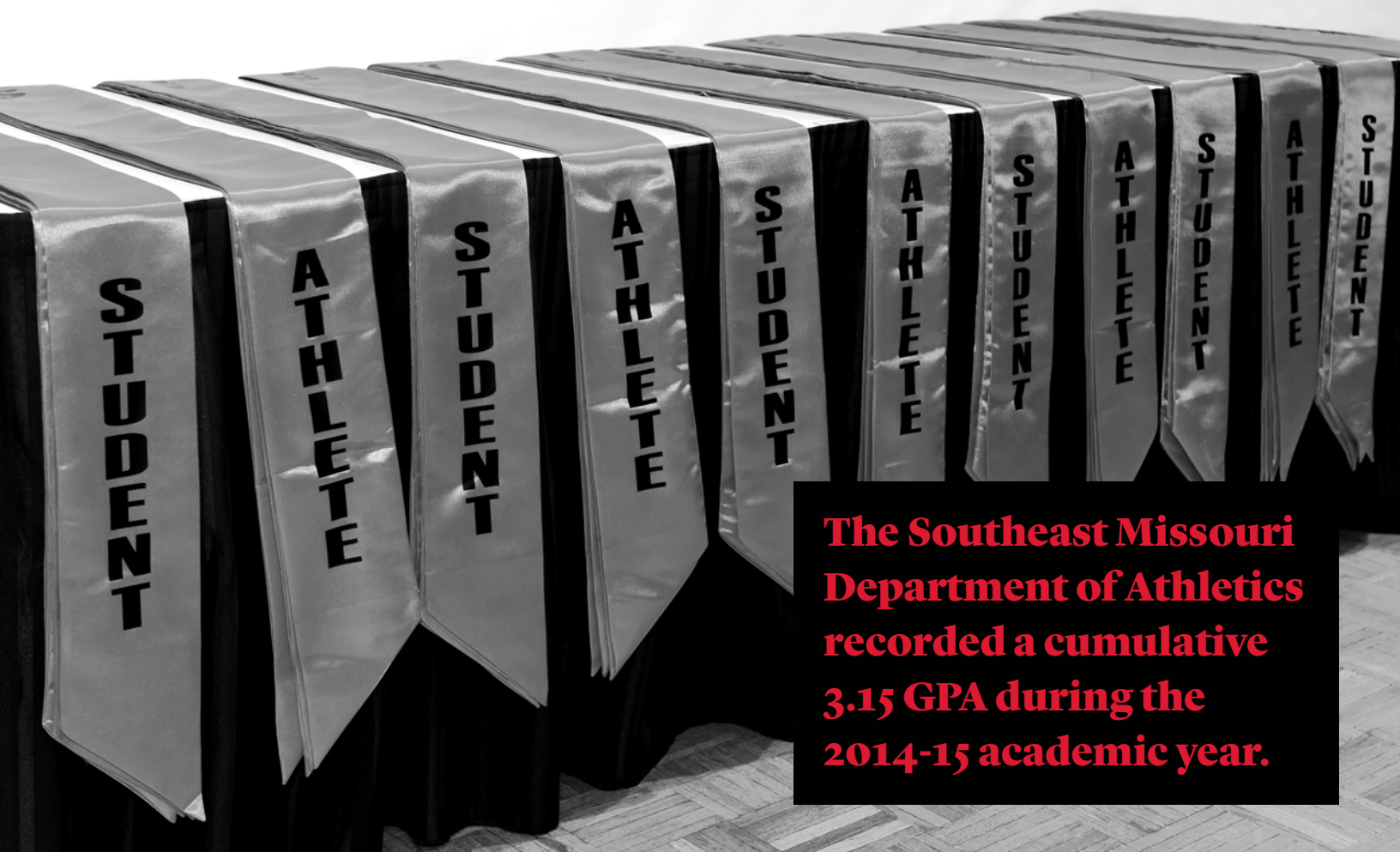


Southeast Missouri State **REDHAWKS**



THE SHOW ME CENTER





The Southeast Missouri Department of Athletics recorded a cumulative 3.15 GPA during the 2014-15 academic year.

ACADEMIC EXCELLENCE

The Redhawk Success Center offers Southeast Missouri student-athletes a place to study and develop as students and campus leaders.

It is located in the Student Recreation Center, just south of Houck Stadium. The Redhawk Success Center offers a computer lab with 18 work terminals, study areas and rooms for group meetings.

The area is under the guidance of Director of Academic Services Sharon Burgard, Assistant Coordinator Sandy Wiemers and Graduate Assistant Mackenzie Martin.

The beautiful facility has enhanced the outstanding work in the classroom

already enjoyed by Southeast student-athletes.

Last year, the Redhawks combined for a 3.15 cumulative grade point average in the fall and spring semesters. Over 60 percent of all student-athletes recorded a 3.0 or higher GPA. Eleven of Southeast's 15 intercollegiate athletic teams recorded a team GPA over 3.0. Additionally, Southeast student-athletes logged a record 4,100 hours of community service over the 2014-15 academic year.

Tutors are available for all student-athletes as needed. In addition, both attendance and academic progress is monitored through regular checks with faculty.

A special course is required for all first time student-

athletes at Southeast. The course, which offers three credit hours, is part of a comprehensive program developed to address study skills and life skills topics, and thus, enhance retention and academic success for student-athletes.

Entering student-athletes are evaluated for academic preparedness and assigned to appropriate categories. Student-athletes can also receive individualized academic programs which include meeting with a mentor

bi-weekly to discuss academic progress.

The Success Center staff works to get athletes involved in campus and community projects, as well. This is done to provide a support structure and greater opportunity for academic success. Through the NCAA's CHAMPS/Life Skills Program, the Success Center gives student-athletes personal and professional skills in order to facilitate successful and productive futures.

#WillToDo



2014-15 Notables

- Eleven of Southeast's 15 athletic programs achieved a 3.13 or higher GPA. Women's cross country boasted a department best 3.79 GPA, followed by women's soccer (3.69), women's gymnastics (3.628), women's tennis (3.622), volleyball (3.45), softball (3.35), women's indoor/outdoor track & field (3.31), baseball (3.29), women's basketball (3.28) and men's cross country (3.13).
- In all, 195 individuals accumulated a 3.0 or higher GPA, accounting for 61 percent of the student-athlete population. A total of 140 student-athletes made Southeast's Dean's List -- students must have a 3.5 or higher GPA to earn that distinction.
- Seventy-one student-athletes received their degrees.
- Southeast's women's gymnastics team was among those who received public recognition awards for top academic performance from the NCAA.
- Seven Southeast programs, including women's cross country, women's tennis, volleyball, baseball, men's cross country and men's indoor/outdoor track & field ranked among the top three in the Ohio Valley Conference's single year APR.





Southeast student-athletes are challenged physically and mentally in order to achieve optimal results.

COMPETITIVE SUCCESS

Southeast Missouri's Strength and Conditioning program is committed to developing the total student-athlete through their experiences within a competitive training environment.

This will be accomplished by focusing on reducing the risk of injury and maximizing athletic potential through individual evaluation and program design.

The Southeast Missouri Strength and Conditioning program is under the direction of Ryan Johnson.

Redhawk student-athletes use various training facilities located inside the Student Recreation Center South.

Training Principles for Southeast Athletes

1. Reduce the risk of injuries

- If a student-athlete is injured, he/she will not be able to compete at practice or games.

2. Ensure the student-athletes are optimally prepared to compete

- It is our responsibility to best manage all stressors that are placed on the student-athletes body in order to achieve the best results on the playing field.

3. Maximize athletic ability

- We challenge each athlete, both physically and mentally, in order to achieve optimal results.

Exercises for Southeast Athletes are based on the following Principles:

1. Ground Based Movements

- Student-athletes compete with their feet on the ground, and therefore, should train that way. The ability to produce force against the ground determines how fast athletes can run and how high they can jump.

2. Three-Dimensional Movements

- Student-athletes must be able to stabilize themselves in all planes of movement. A fancy way of saying we use free weights (barbells/dumbbells vs. machines).

3. Multi-Joint Movements

- Very rarely in sport do athletes isolate one single joint at a time. Student-athletes can train more muscle mass at the same time.





The Southeast Athletic Training program is committed to providing the best healthcare to its student-athletes.

SPORTS MEDICINE

Prevention. Treatment. Rehabilitation. Education. Those are the four primary phases of athletic training, and the Southeast Missouri athletic training staff strives to fulfill all of those areas when working with student-athletes on a daily basis.

Southeast student-athletes are offered the best care possible by the athletic training staff. The Sports Medicine department includes three full-time athletic trainers, six graduate assistants and several student assistants. The staff serves student-athletes around-the-clock at numerous facilities on campus.

The athletic trainers begin treatments and rehabilitation starting as early as 6 a.m., and are available until the last student-athlete is through.

There are currently four

athletic training facilities on campus. The staff treats out of the Rosengarten Athletic Complex, where the primary training room is located. There are three other satellite athletic training rooms, including one at Houck Field House, one at Houck Stadium, and one at the Show Me Center.

The Southeast athletic training rooms are equipped with stationary bikes, hand weights, therapeutic modalities and the latest physical therapy equipment. Each component is strategically designed to not only give the student-athlete the best care, but also to aid in returning to competition as quickly as possible.

Southeast Athletic Training has strong working relationships with local physicians and two hospitals

in Cape Girardeau. It is from these hospitals that the Athletic Training department is assisted by four orthopedic physicians.

The Southeast Athletic Training program prides and commits itself to providing the best comprehensive, personalized and efficient healthcare to its student-athletes. Delivery of healthcare focuses on the prevention and management of athletic-related injuries or illnesses, while adhering to the National Athletic Trainers' Board of Certification Standards of Professional Practice. Our high quality of athletic healthcare is provided in combination with the education of athletic training students.



Southeast student-athletes, coaches and staff logged a record 4,100 community service hours in 2014-15.

SOCIAL DEVELOPMENT

Student-athletes and coaches at Southeast Missouri are dedicated to giving back to the community that so generously supports them.

Redhawk student-athletes have opportunities to participate in a variety of community service activities each year. Community involvement helps provide a support structure and greater opportunity for academic success.

We are proud of the level of commitment shown by our student-athletes and always encourage them to participate in community service projects here at Southeast.



SOCIAL DEVELOPMENT





**Dr. Carlos Vargas
became the 18th
president of Southeast
Missouri State
University on July 1, 2015.**

PRESIDENT VARGAS

Dr. Carlos Vargas became the 18th president of Southeast Missouri State University on July 1, 2015, after having served as acting president at Kutztown University of Pennsylvania.

The appointment of Dr. Vargas by the Southeast Missouri State University Board of Regents culminated a comprehensive and wide-ranging search process that began in the fall of 2014.

When named as the University's 18th president, Dr. Vargas said, "Southeast Missouri State University is an outstanding university with a national reputation, and I am honored to have been selected as its next president." Vargas said that as he became more familiar with the university, he was impressed

with various
aspects of

Southeast including its core mission, accreditation efforts, on line programs, faculty and staff, and the quality and diversity of its students.

"When I visited the Southeast Missouri State University campus, I was impressed with the institution's long history of service to the region and its unique strengths," Vargas said. "I know Southeast is deeply committed to being accessible and affordable, and continuing to offer accredited academic programs where graduates can meet the needs of employers."

Dr. Vargas was named acting president of Kutztown University by the institution's Council of Trustees, July 1, 2014, following Kutztown University's succession plan for acting president. He served as the provost and vice president for academic and

student affairs, and had been the school's chief academic officer since 2006.

Prior to his tenure at Kutztown, Dr. Vargas was at Central State University in Wilberforce, Ohio, where he served as provost and vice president for academic affairs. He previously served in several roles at Kent State University (Ohio) for a total of 18 years, including founding director of the program on electron beam technology. He was also Kent's associate dean for research, interim assistant dean for research, and he served as interim assistant dean for the School of Technology. He started his tenure at Kent State in 1985 as a professor, and continued to teach until his departure from the university.

Dr. Vargas began his career in higher-education at the National

Autonomous University of Mexico (UNAM), from which he received a Bachelor of Science degree in physics. His initial appointment was as a senior associate researcher for the Institute of Geophysics, and he later held a similar position for the University's Institute of Physics.

He earned his Ph.D. in physics and aerospace science from the University of Michigan and he has Master of Science degrees from Michigan in physics and aerospace science. He is married to Pam Vargas, who currently serves as director of Research and Grant Development at Southeast, and they have a son, a daughter, and one granddaughter.





Brady Barke was appointed to serve as Southeast's Interim Director of Athletics.

BRADY BARKE

Brady Barke, senior associate to the president at Southeast Missouri State University, was appointed to serve as Interim Director of Athletics.

The appointment came shortly after Mark Alnutt resigned as Southeast's Director of Athletics effective July 31, 2015.

Barke was selected as the Senior Associate to the President and Secretary to the Southeast Missouri State University Board of Regents, and has worked in that role since June 1, 2013.

Barke was closely involved with the hiring of head men's basketball coach Rick Ray and head football coach Tom Matukewicz. Ray was named Southeast's 20th head men's basketball coach on April 13, 2015 and Matukewicz was introduced as the Redhawks 13th head football coach on Dec. 18, 2013.

No stranger to athletics, Barke began at Southeast in 2008 as

Assistant Director of Athletics for Compliance & Eligibility. He was then promoted to Associate Director of Athletics for Compliance and Student Support Services in 2011.

Barke was responsible for administering the comprehensive National Collegiate Athletics Association (NCAA) compliance program, directing the baseball, track and field, and cross country programs, and directly supervising the athletics academic services, strength and conditioning and athletic training units. Barke managed the \$3 million athletics scholarship budget for the University's 15 NCAA sports. He directed the men's basketball and football programs in 2011-12, including football scheduling responsibilities. Additionally, Barke was in charge of converting all compliance paperwork to electronic format and assisted with solidifying

the College Classic football game at Busch Stadium.

Prior to Southeast, Barke served as a governance intern with the NCAA national headquarters in Indianapolis and as a law clerk with the Southern Illinois University-Carbondale Department of Athletics Compliance Office.

Barke was previously a member of the National Association of Athletics Compliance (NAAC) and NAAC Board of Directors. He has facilitated the NCAA Regional Leadership Academy, and served on both the NCAA Sports Wagering Task Force and Olympic Sports Liaison Committee. In addition, he was chair of the NAAC Education Committee.

Barke has a juris doctorate degree from Southern Illinois University School of Law and a bachelor of science degree in biology from Webster University. While a student at Webster,

Barke was a member of both the basketball and golf teams. He earned all-conference honors and received the Student-Athlete of the Year Award as a senior.

Barke is a member of the Missouri Bar and earned his MBA from Southeast.

He and his wife, Halley, made a gift to establish The Brady and Halley Barke Endowed Scholarship in March 2014. The scholarship is awarded to a student enrolled at Southeast with first preference given to a freshman student-athlete with a minimum ACT score of 24 and 3.0 cumulative high school grade point average and financial need.

Brady and Halley reside in Cape Girardeau with their children, Mabrie, Jackson, and Kolbe.




Southeast Missouri State **REDHAWKS**



Southeast Missouri State University Athletics Mission Statement

The mission of Southeast Missouri State University Department of Athletics is to provide a first class, student-athlete centered collegiate experience emphasizing the core values of **academic excellence**, **social development**, and **competitive success**. The Department of Athletics strives to compete at the highest possible level in the Ohio Valley Conference and other conference affiliations. The principles of integrity, student welfare, sportsmanship, ethical conduct, rules compliance, equity and diversity, and the prudent management of resources are the foundation on which we operate.

Southeast Missouri State Board of Regents



Jay B. Knudtson
President



Kendra Neely-Martin
Vice President



Donald G. LaFerla




Thomas M. Meyer



Phillip M. Britt

Edward P. Gargas



Austin Cordell
Student
Representative





SEASON PREVIEW





Southeast Missouri State REDHAWKS

First-year head coach Rekha Patterson's goals and expectations for her 2015-16 team are very simple.

"I would like for our players to believe in themselves first and then roll up their sleeves and work really hard every day to achieve our team goals for the year," Patterson began.

Patterson was announced as the eighth head coach in Southeast Missouri women's basketball history during a press conference at the Show Me Center on April 15, 2015. She inherited a team that finished 10-19 last season and 3-13 in Ohio Valley Conference play.

Energy is something that Patterson believes will drive the Redhawks to success not only on the hardwood, but also in life.

"I am a big person on good energy and I believe it's a choice you make everyday," Patterson said. "When my coaching staff comes in here, I want them to make a choice to have great energy so that when our players walk through here, they feel it. We want them to understand that we want to be our best for them just as we expect them to be their best for our program. I think you have to have enthusiasm with what you do. We are getting to live out our dreams and I want us not to take that for granted."

The 2015-16 team returns nine players from last season including four upperclassmen whom Patterson believes will lead the team on the floor and in the numbers in which the Redhawks will put up. Aside from the three seniors and one junior, the roster features four sophomores who saw limited action a season ago and six freshmen.

"I would say the majority of our roster is inexperienced because our sophomores did not get a lot of playing time last season. We may be an inexperienced team but I believe the four young ladies that saw significant minutes last season will lead us in how we play and the numbers that we put up."

SENIORS

The Redhawks will be led this season by three seniors: Erin Bollmann, Olivia Hackmann, and Connor King. Hackmann and King bring the most experience to the table as they have been in the program since their freshman year. Bollmann transferred to Southeast prior to the 2014-15 season.

"I feel bad we only have our seniors for one year but I told them from the get-go, 'I want you

to have a really good senior year. I want you to be the building blocks of rebuilding this program and leaving a legacy of hard work and competitiveness and taking pride in wearing this uniform. Don't just wear it to wear it; truly take pride in wearing it.' They have provided great leadership in our program, as in they have been willing to buy in to what it is we are doing because they do want something different. They are stepping out of their comfort zones and doing things we ask them to do."

Something that all the seniors have been working on is confidence. Patterson says that confidence will help the seniors lead this team in providing more production on the court.

"Believing every day that they can be. We need our seniors to provide us with more production than they have in the past and that's something that they are all capable of doing. It's not something that's going to be a stretch for any of them."

Connor King (Forward; Jackson, Missouri) returns as the fourth-best rebounder in the OVC a season ago. King averaged 8.2 boards last year, tallying 237 overall. She ranked sixth in both offensive (2.8 a game) and defensive (5.3) rebounds per game.

King has continually improved year after year for the Redhawks. As a junior, King pulled down

60 more boards than she did as a sophomore and has 478 in her career.

Patterson added, "The biggest thing for Connor is to continue believing that she can get better each and every day; continue to increase her numbers and her production. She can be a top player in this league if she believes she can be and continues to work hard to be."

Olivia Hackmann (Guard; Chamois, Missouri) averaged 8.3 points for the Redhawks last season. Her production as a junior was slightly down from her 9.7 points per game as a sophomore, but Patterson says that Hackmann has used her offseason to the fullest, getting in extra shots and time in the gym.

"I know Olivia has put in a lot of extra time this offseason, and that can be said for all of our seniors. They have done a great job of getting extra time in the gym and getting shots up. The only way to be confident is to put in the work and I truly feel like Olivia has put in her work and she has begun to look at herself in a different light."

Erin Bollmann (Forward; Patton, Missouri) is the Redhawks' returning leading scorer (9.1 points a game) as well as averaging 7.1 rebounds a season ago. In the league, Bollmann was a top-30 scorer, ranked ninth in rebounding, fourth in field goal percentage (.479), and fifth in steals (1.9 per game). Patterson says that Bollmann's main focus heading into this season will be a consistent effort.

"I want her to have that continued success from a year ago," Patterson said. "The biggest thing is going to be consistent effort and not letting one play get to her and just continue to be relentless in her efforts to be aggressive and to rebound the ball and be a difficult matchup for our opponents."

JUNIOR

Brianna Mitchell (Guard; Germantown, Tennessee) is the lone junior on the Redhawks' 2015-16 roster. Mitchell played in all 29 games last season and made five starts, averaging 20.1 minutes a game. Mitchell averaged 6.9 points a game as a sophomore. Mitchell's speed and aggressiveness on the floor will push the team throughout the season, that's if they can keep up with her.

"Brianna is so fast. Her speed is different and I like that. I like how aggressive she is and she plays with a toughness that I think our team will build off of, but she has to play at a speed that's best for the team. She has done a good job of



SEASON OUTLOOK

working on that so far,” added Patterson.

Patterson continued, “I don’t know who my starters are going to be, but I expect her to get significant playing time because she is experienced, she’s physical, and she knows what it’s like day-in and day-out to play in this conference.”

SOPHOMORES

This year’s sophomores on the roster didn’t see a lot of minutes last season. In fact, all four averaged eight minutes or less and had one start among the four of them.

“Unfortunately, our sophomores did not see a lot of playing time last year so this is going to be a lot like their freshman year again. But that’s okay. We expect for them to contribute.”

Hannah Noe (Guard; Dexter, Missouri) played in 26 games, made one start, and averaged 8.0 minutes a game during her freshman campaign. Noe contributed 1.5 points a game.

Patterson remarked on Noe, “I think Hannah’s leadership and her basketball I.Q. will definitely help her in her ability to shoot and pass, and will benefit everybody on this team. I am excited about getting her out on the floor,” said Patterson.

Ashton Luttrull (Guard; Lewistown, Missouri) saw time in 16 contests during her redshirt-freshman year and averaged 6.3 minutes a game. Luttrull missed the final 10 games of the season due to knee soreness. Luttrull’s determination and ability to shoot is expected to be a difference maker on this team as long as she can stay healthy.

“Ashton is so tough, she has great heart, and she can shoot it; there is a place for her on our roster because of it. However, her body is going to limit what she can do as far as minutes but she is going to be a weapon that we will use,” Patterson said.

Kaley Leyhue (Guard; Martin, Tennessee) played in 20 contests and averaged 5.2 minutes a game. Leyhue averaged a little over a point and a rebound a game last season. Leyhue is expected to be one of those in-between players who can play in the post, but also come out and shoot when needed.

“Kaley is tough! She is what I like to call a ‘Tweener’ in that she can play in the post but she also has the ability to play the perimeter. We are definitely going to use her because she gives us some versatility in things that she can do. She wants to play and she tells me all the time, ‘Coach, whatever it is you want me to



do, just let me know and I’ll do it,” commented Patterson.

Deja Jones (Forward; Nashville, Tennessee) missed the majority of last season due to injury but certainly made an impact during the 10 games she played in. Jones was 5-of-9 from the floor and pulled down 18 rebounds in just 10 games. Patterson expects Jones to do some of the Redhawks’ dirty work when it comes to setting screens and being physical when rebounding the ball.

“Deja is a little under-sized in the post but she is physical. She is one of our better athletes in that she can run and jump and she is strong. She can do some of the dirty work and she is going to be great at setting screens, rebounding the ball and running the floor. As long as we can keep her healthy, then she can definitely provide us with a spark,” added Patterson

FRESHMEN

The Redhawks welcome five true freshmen to the roster this season as well as return Imani Johnson (Forward; Lee’s Summit, Missouri) who redshirted.

Johnson may have sat last season out but still brings the experience of being around a Division I basketball team with her to this crop of freshmen. Johnson was highly touted coming

out of Lee’s Summit North High School and Patterson is excited to have her for four years.

“Imani has shown the ability to score in the post and she has range to shoot the three. We can play big with her and Connor at the same time or she can be a five. I want to throw the ball in the post with Connor, Imani, Erin, Deja, and Kaley because all of those young ladies can score there and we want to get them some high percentage shots.”

Adrianna Murphy (Guard; Fishers, Indiana) is the smallest player on the roster at 5-3; however, Patterson says that Murphy’s physical size might be small but the size of her play and the size of her heart are among the biggest on the team.

“I like her size; she may be small but she has a big heart,” Patterson said. “I love that Adrianna is a pass first point guard and I love that she is your prototypical point guard. If someone makes a shot, she is going to high-five them and point to them. She is that high energy player. Her ability to break down defenders and make plays for other players will be useful.”

Katia Polk (Forward; Memphis, Tennessee) brings a physicality to the team that the Redhawks haven’t had in a long time. Patterson believes Polk’s size and physicality will give opponents a challenge in the post.

“Katia is different. She is strong and she is physical. She is someone who is different than the other players we have on our roster and I like that. There are some other players in our conference who look similar to Katia and now we will be able to match their physicality.”

Corneisha Henderson (Guard; Cincinnati, Ohio) comes to Southeast after averaging 17.2 points as a senior at Princeton High School out of the Cincinnati area. Patterson expects Henderson to grow a lot in her freshman season but is already very knowledgeable in the game of basketball.

“Corneisha is an attacking guard who has a good basketball I.Q. and really likes to make plays for other players. She is good in transition and she continues to get better every day in practice. Since practice began, I have started to see what I expected to see out of her. We can expect to see continued growth in her as the season progresses.”

Hilma Mededovic (Guard; Skokie, Illinois) brings a little international flare to the Southeast Missouri roster. Mededovic is originally from Sarajevo, Bosnia and Herzegovina and moved Stateside prior to the 2014 Spring semester of high school. In just one season, Mededovic



Southeast Missouri State REDHAWKS



was named Most Valuable Player of the Central Suburban League and earned first-team all-conference honors at Niles West High School in Skokie, Illinois. Her international style of play is expected to give the Redhawks a little something extra on the court.

Patterson mentioned, "Hilma is a mid-range shooter who can come off ball screens and knock down jumpers. Her mid-range jumper and her ability to get around the rim is different from how we play in the States. She has also learned how to play at a little different tempo than our other players."

Dolapo Balogun (Forward; Hillside, New Jersey) comes to Southeast out of Roselle Catholic High School in New Jersey. Balogun's 5-10 stature will fit in nicely with the Redhawks other tall and strong forwards. Balogun is another one of those "in-between" players like Leyhue and Patterson is expecting Balogun to provide the Redhawks with solid defense in her freshman campaign.

"Dalopo is another 'Tweener' in that she can play from about 15 feet out as well as in the post. I believe that she is going to help us in her ability to run the floor, rebound the ball, and defend. With this being her freshman year, we are going to need that from her. The returners are going to provide us with some scoring, but we need

players like Dalopo, Katia, and Deja to provide us with rebounding, defense, and running the floor in transition."

OVC PRESEASON POLL

While the Redhawks were picked to finish 12th in the 2015-16 OVC Preseason Poll, Patterson is confident that her team can look past a last place pick and realize their potential.

"If my players don't learn anything from me, I want them to learn that they have to believe in who they see in the mirror first," Patterson said. "They have to set their goals and then they have to work really hard every single day to achieve those goals. It doesn't matter what other people think of you, it matters what you think of yourself. And if you go around thinking less of yourself, then that's what you will be. But if you go around thinking that you are good enough, you are smart enough, and that you are enough, and you work really hard every single day to be better than you were the day before, then there is nothing in this world that you cannot achieve."

"Yes, we were picked to finish last; there's a reason that the job was open. It is what it is but it's also a preseason poll. Whenever there is a preseason poll, picks are being based on what happened last year. We are going to work every day, win or lose, to be our best. We are going to learn to win, we are going to fight, we are going to compete with great passion, we are going to restore pride in this program and if it means we finish last but gave it our best, then we live with that and we figure out how to be better next year. We do need this poll to motivate us. We are already motivated and our goals are set. It's funny that they picked us last because it goes with our theme, 'She believed she could, so she did.'"

The Redhawks officially begin the 2015-16 season at Saint Louis on Nov. 14.

2015-16 Preseason All-OVC Team

(Picked by OVC Head Coaches and SIDs)

Tiasha Gray, Austin Peay *
Shronda Butts, SIUE *%
Destany McLin, Jacksonville State #
Samaria Howard, Tennessee Tech #%
Shameekia Murray, Eastern Kentucky #%
Michaela Hunter, Eastern Kentucky
Ka'Shunan James, Murray State %
Shay Steele, Morehead State
Sally McCabe, Belmont
Jessy Ward, UT Martin %

* - First Team All-OVC in 2014-15

- Second Team All-OVC in 2014-15

% - All-Newcomer in 2014-15

2015-16 Preseason Player of the Year

Shronda Butts, SIUE

2015-16 OVC Predicted Order of Finish

(Picked by OVC Head Coaches and SIDs)

- 1) SIUE (10 first-place votes)
- 2) UT Martin (10 first-place votes)
- 3) Belmont (three first-place votes)
- 4) Jacksonville State
- 5) Tennessee State (one first-place vote)
- 6) Eastern Kentucky
- 7) Morehead State
- 8) Austin Peay
- 9) Eastern Illinois
- 10) Murray State
- 11) Tennessee Tech
- 12) Southeast Missouri



SEASON OUTLOOK

2015-16 Schedule

Date	Day	Opponent	Time	Location
Nov. 1	Sunday	Oakland City (Exh.)	2:00 p.m.	Cape Girardeau, Mo.
Nov. 4	Wednesday	Lindenwood-Belleville (Exh.)	6:30 p.m.	Cape Girardeau, Mo.
Nov. 14	Saturday	at Saint Louis	3:00 p.m.	St. Louis, Mo.
Nov. 16	Monday	Harris-Stowe ^{OVCDN}	6:30 p.m.	Cape Girardeau, Mo.
Nov. 18	Wednesday	at Alabama A&M	7:00 p.m.	Huntsville, Ala.
Nov. 20	Friday	Missouri-Kansas City ^{OVCDN}	6:30 p.m.	Cape Girardeau, Mo.
Nov. 24	Tuesday	at Western Illinois	11:00 a.m.	Macomb, Ill.
Nov. 27-28	Fri.-Sat.	UTEP Thanksgiving Tournament		El Paso, Texas
	Friday	vs. Idaho State	5:30 p.m.	
	Saturday	vs. UTEP/UC Riverside	TBA	
Dec. 2	Wednesday	at Missouri ^{SEC Network +}	7:00 p.m.	Columbia, Mo.
Dec. 4	Friday	at Wichita State ^{ESPN3}	12:05 p.m.	Wichita, Kansas
Dec. 8	Tuesday	at Lipscomb ^{ESPN3}	6:30 p.m.	Nashville, Tenn.
Dec. 13	Sunday	Central Arkansas ^{OVCDN}	2:00 p.m.	Cape Girardeau, Mo.
Dec. 22	Tuesday	Southern Illinois ^{OVCDN}	12:00 p.m.	Cape Girardeau, Mo.
Dec. 30	Wednesday	William Woods ^{OVCDN}	11:00 a.m.	Cape Girardeau, Mo.
Dec. 31	Thursday	Belmont* ^{OVCDN}	2:30 p.m.	Cape Girardeau, Mo.
Jan. 2	Saturday	Tennessee State* ^{OVCDN}	2:00 p.m.	Cape Girardeau, Mo.
Jan. 7	Thursday	at Morehead State* ^{OVCDN}	7:30 p.m.	Morehead, Ky.
Jan. 9	Saturday	at Eastern Kentucky* ^{OVCDN}	3:00 p.m.	Richmond, Ky.
Jan. 13	Wednesday	Jacksonville State* ^{OVCDN}	5:30 p.m.	Cape Girardeau, Mo.
Jan. 16	Saturday	at Tennessee Tech* ^{OVCDN}	5:30 p.m.	Cookeville, Tenn.
Jan. 20	Wednesday	at SIUE* ^{American Sports Network}	8:00 p.m.	Edwardsville, Ill.
Jan. 23	Saturday	UT Martin* ^{OVCDN}	2:00 p.m.	Cape Girardeau, Mo.
Jan. 30	Saturday	Austin Peay* ^{OVCDN}	2:00 p.m.	Cape Girardeau, Mo.
Feb. 3	Wednesday	Murray State* ^{OVCDN}	6:30 p.m.	Cape Girardeau, Mo.
Feb. 6	Saturday	at Eastern Illinois* ^{OVCDN}	1:30 p.m.	Charleston, Ill.
Feb. 10	Wednesday	UT Martin* ^{OVCDN}	6:00 p.m.	Martin, Tenn.
Feb. 13	Saturday	Murray State* ^{OVCDN}	5:00 p.m.	Murray, Ky.
Feb. 20	Saturday	Eastern Illinois* ^{OVCDN}	2:00 p.m.	Cape Girardeau, Mo.
Feb. 24	Wednesday	SIUE* ^{OVCDN}	6:30 p.m.	Cape Girardeau, Mo.
Feb. 27	Saturday	Austin Peay* ^{OVCDN}	4:00 p.m.	Clarksville, Tenn.

Home Games in **Bold**/Played at the Show Me Center
















* - Denotes Ohio Valley Conference Game

All times central and subject to change.

All home games and every OVC game can be viewed for free on the OVC Digital Network.



Southeast Missouri State REDHAWKS

Sunday	Monday	Tuesday	Wednesday	Thursday	Friday	Saturday
8 November	9	10	11	12	13	14 • 3:00 p.m. 
15	16 • 6:30 p.m. 	17	18 • 7:00 p.m. 	19	20 • 6:30 p.m. 	21
22	23	24 • 11:00 a.m. 	25	26	27 • 5:30 p.m. 	28 • TBA 
29	30	1 December	2 • 7 p.m. 	3	4 • 12:05 p.m. 	5
6	7	8 • 6:30 p.m. 	9	10	11	12
13 • 2:00 p.m. 	14	15	16	17	18	19
20	21	22 • 12:00 p.m. 	23	24	25	26
27	28	29	30 • 11:00 a.m. 	31 • 2:30 p.m. 	1 January	2 • 2:00 p.m. 

■ - Home Game

■ - Away Game

All home games played at the Show Me Center

All times central and subject to change



2015-16 SCHEDULE

Sunday	Monday	Tuesday	Wednesday	Thursday	Friday	Saturday
3	4	5	6	7 • 7:30 p.m. 	8	9 • 3:00 p.m. 
10	11	12	13 • 5:30 p.m. 	14	15	16 • 5:30 p.m. 
17	18	19	20 • 8:00 p.m. 	21	22	23 • 2:00 p.m. 
24	25	26	27	28	29	30 • 2:00 p.m. 
31	1 February	2	3 • 6:30 p.m. 	4	5	6 • 1:30 p.m. 
7	8	9	10 • 6:00 p.m. 	11	12	13 • 5:00 p.m. 
14	15	16	17	18	19	20 • 2:00 p.m. 
21	22	23	24 • 6:30 p.m. 	25	26	27 • 4:00 p.m. 

■ - Home Game

■ - Away Game

All home games played at the Show Me Center

All times central and subject to change



Southeast Missouri State REDHAWKS



2015-16 ROSTER

PRONUNCIATION GUIDE

Dolapo Balogun.....	duh-LOPP-oh
Corneisha Henderson.....	core-NEE-shuh
Imani Johnson.....	E-mah-nee
Kaley Leyhue.....	LAY-hue
Ashton Luttrull.....	LUTT-trul
Hannah Noe.....	No
Katia Polk.....	kuh-TEE-uh
Rekha Patterson.....	ree-KUH

ROSTER BREAKDOWN

Total Squad Members.....	14
Seniors.....	3
Juniors.....	1
Sophomores.....	4
Freshman.....	6
Redshirt.....	1
Returners.....	9
Newcomers.....	5

BREAKDOWN BY POSITION

Forwards.....	6
Guards.....	8

BREAKDOWN BY STATE

Illinois.....	1
Indiana.....	1
Missouri.....	6
New Jersey.....	1
Ohio.....	1
Tennessee.....	4

#	Name	Ht.	Pos.	Class	Hometown / Previous School
1	Brianna Mitchell	5-6	G	Jr.	Germantown, Tenn. / Germantown
3	Adrianna Murphy	5-3	G	Fr.	Fishers, Ind. / Fishers
4	Dolapo Balogun	5-10	F	Fr.	Hillside, N.J. / Roselle Catholic
10	Ashton Luttrull	5-7	G	So.	Lewistown, Mo. / Highland
12	Erin Bollmann	5-11	F	Sr.	Patton, Mo. / Three Rivers CC
13	Corneisha Henderson	5-7	G	Fr.	Cincinnati, Ohio / Princeton
15	Kaley Leyhue	5-11	G	So.	Martin, Tenn. / Westview
21	Connor King	6-2	F	Sr.	Jackson, Mo. / Jackson
22	Deja Jones	5-11	F	So.	Nashville, Tenn. / Riverdale
24	Olivia Hackmann	5-10	G	Sr.	Chamois, Mo. / Helias
25	Hannah Noe	5-9	G	So.	Dexter, Mo. / Dexter
30	Katia Polk	5-10	F	Fr.	Memphis, Tenn. / Whitehaven
32	Imani Johnson	6-0	F	R-Fr.	Lee's Summit, Mo. / Lee's Summit North
33	Hilma Mededovic	5-11	G	Fr.	Skokie, Ill. / Niles West

#	Name	Ht.	Pos.	Class	Hometown / Previous School
4	Dolapo Balogun	5-10	F	Fr.	Hillside, N.J. / Roselle Catholic
12	Erin Bollmann	5-11	F	Sr.	Patton, Mo. / Three Rivers CC
24	Olivia Hackmann	5-10	G	Sr.	Chamois, Mo. / Helias
13	Corneisha Henderson	5-7	G	Fr.	Cincinnati, Ohio / Princeton
32	Imani Johnson	6-0	F	R-Fr.	Lee's Summit, Mo. / Lee's Summit North
22	Deja Jones	5-11	F	So.	Nashville, Tenn. / Riverdale
21	Connor King	6-2	F	Sr.	Jackson, Mo. / Jackson
15	Kaley Leyhue	5-11	G	So.	Martin, Tenn. / Westview
10	Ashton Luttrull	5-7	G	So.	Lewistown, Mo. / Highland
33	Hilma Mededovic	5-11	G	Fr.	Skokie, Ill. / Niles West
1	Brianna Mitchell	5-6	G	Jr.	Germantown, Tenn. / Germantown
3	Adrianna Murphy	5-3	G	Fr.	Fishers, Ind. / Fishers
25	Hannah Noe	5-9	G	So.	Dexter, Mo. / Dexter
30	Katia Polk	5-10	F	Fr.	Memphis, Tenn. / Whitehaven

Head Coach: Rekha Patterson (First Season | North Carolina A&T, 2001)
Assistant Coaches: James Arnold (First Season | Glenville State, 2001)

Director of Operations: Chanté Crutchfield (First Season, Texas Arlington, 2000)
Student Assistant: Jade Holly
Athletic Trainer: Jauwan Scaife (First Season | Ball State, 2013)
 Brooke Sander-Hengst (First Season | Southeast Missouri, 2014)
 Maya Natori (First Season | Missouri Valley College, 2013)



2015-16 ROSTER



Brianna Mitchell
G • 5-6 • Jr.
Germantown, Tenn.



Adrianna Murphy
G • 5-3 • Fr.
Fishers, Ind.



Dolapo Balogun
F • 5-10 • Fr.
Hillside, N.J.



Ashton Luttrull
G • 5-7 • So.
Lewiston, Mo.



Erin Bollmann
F • 5-11 • Sr.
Patton, Mo.



Corneisha Henderson
G • 5-7 • Fr.
Cincinnati, Ohio



Kaley Leyhue
G • 5-11 • So.
Martin, Tenn.



Connor King
F • 6-2 • Sr.
Jackson, Mo.



Deja Jones
F • 5-11 • So.
Nashville, Tenn.



Olivia Hackmann
G • 5-10 • Sr.
Chamois, Mo.



Hannah Noe
G • 5-9 • So.
Dexter, Mo.



Katia Polk
F • 5-10 • Fr.
Memphis, Tenn.



Imani Johnson
F • 6-0 • R-Fr.
Lee's Summit, Mo.



Hilma Mededovic
G • 5-11 • Fr.
Skokie, Ill.



Rekha Patterson
Head Coach
First Season



James Arnold
Assistant Coach
First Season




Chanté Crutchfield
Assistant Coach
First Season



Jauwan Scaife
Assistant Coach
First Season



Brooke Sander-Hengst
Director of Operations
First Season



Jade Holly
Student Assistant
First Season



Southeast Missouri State **REDHAWKS**

SENIORS



Olivia Hackmann, Connor King, Erin Bollmann

JUNIOR



Brianna Mitchell

SOPHOMORES



Kaley Leyhue, Hannah Noe,
Deja Jones, Ashton Luttrull

FRESHMEN



Corneisha Henderson, Hilma Mededovic,
Imani Johnson, Dolapo Balogun,
Katia Polk, Adrianna Murphy



NCAA women's basketball adopts new rules, including four 10-min. quarters

NCAA women's basketball games will be played in four 10-minute quarters next season.

The NCAA Playing Rules Oversight Panel approved moving the game to the new format and away from the 20-minute halves the sport has always used in NCAA competition.

The NCAA Women's Basketball Rules Committee, which initially recommended the rule change, believes the four-quarter format will enhance the flow of the game. The change also was endorsed by the Women's Basketball Coaches Association Board of Directors.

Teams will now reach the bonus and shoot two free throws on the fifth team foul in each quarter. Previously, teams reached a one-and-one bonus on the seventh team foul of each half and reached the double bonus (two shots) on the 10th team foul.

In the four-quarter format, team fouls reset to zero at the start of each quarter. However, if a team reaches the bonus in the fourth quarter, that team would remain in the bonus during any additional overtime periods.

Advancing the ball

The panel approved a rule that allows teams to advance the ball to the frontcourt following a timeout immediately after a made basket in the last 59.9 seconds of the fourth quarter and any overtime periods.

Teams also will be allowed to advance the ball to the frontcourt after securing the ball from a rebound or a change of possession. In these scenarios, the ball would be inbounded at the 28-foot mark on the side of the court where the scorer's table is located.

Four 10-minute quarters.

Fouls reset after each quarter. Bonus starts at five fouls.

Option to advance the ball.

The committee made the initial recommendation because it felt this change would add more excitement to offensive possessions at the ends of games because teams would no longer be required to travel the length of the court after inbounding the ball.

10-second backcourt exceptions

NCAA women's basketball implemented the 10-second backcourt rule during the 2013-14 season. For the upcoming season, a team will not receive a new 10-second backcourt count when a throw-in results from the following:

- The ball is deflected out of bounds by the defense.
- There is a held ball and the possession arrow favors the offensive team.
- A technical foul is called on the offensive team while the ball is in its backcourt.

Post defense

The panel approved a new rule that allows defenders to place a forearm or an open hand with a bend in the elbow on an offensive post player with the ball whose back is to the basket.

Bands and amplified music

In an effort to improve the overall fan experience, bands or amplified music may be played during any dead-ball situation during a women's basketball game. Previously, rules allowed music to be played only during timeouts and intermission.





**HYPER
DUNK**
QUICK.
CREATIVE.
VERSATILE.



COACHING STAFF



WOMEN'S BASKETBALL



Southeast Missouri State **REDHAWKS**



Rekha Patterson

Head Coach

First Season

North Carolina A&T, 2001

Rekha (ree-KUH) Patterson was named the eighth head coach in Southeast Missouri women's basketball history during a press conference at the Show Me Center on April 15, 2015.

Patterson spent the past two seasons (2013-15) as the associate head coach at Ball State. She previously worked on the staffs at Baylor (2002-04, 2009-13), Creighton (2007-08), Ball State (2006-07) and Eastern Illinois (2004-06).

Patterson is the first female head coach in the NCAA Division I era for Southeast and fourth female head coach in the 39-year history of the program.

"I am truly humbled to be the next women's basketball coach at Southeast Missouri State University," Patterson said following her announcement as head

coach. "It has always been a dream of mine to be the head coach of a women's basketball program and I would like to thank Southeast for having the faith in me to lead these young women. This profession is truly a gift and I completely understand the role that we as coaches play in the lives of these players."

During her coaching career, Patterson has been on staff of programs that have advanced to postseason play in 11 of 13 seasons. She has worked with teams that have won a National Championship, reached two Final Fours, the Sweet 16 four times and has been a part of seven Big 12 championships.

Over the last two seasons, Patterson has helped guide Ball State to the WNIT. In 2014-15, the Cardinals were 13-5 in Mid-American Conference (MAC) play. In her first season back at Ball State, the Cardinals advanced to the 2014 MAC Tournament championship game. Ball State became the first team to ever play five games in a single MAC Tournament. It was her second stint with the Cardinals after previously serving as an assistant coach in 2006-07.

In 2014, Patterson was a participant in the Achieving Coaching Excellence (ACE) program that is run by the NCAA.

Patterson has coached a National Player of the Year (Brittney Griner), two National Freshmen of the Year, four College All-Americans, an Ohio Valley Conference Freshman of the Year (Rachel Galligan) and numerous all-conference performers.

While at Baylor from 2009-13, Patterson was part of the first women's basketball team to ever win 40 games as the Lady Bears posted an unbeaten mark on the way to the national championship. She spent the 2012-13 season as the associate coach and recruiting coordinator after working the previous three years as the coordinator of basketball operations.

Patterson was an assistant coach at Creighton in 2007-08 when the Bluejays won 21 games, fell one win short of sharing the Missouri Valley Conference regular season title, and completed the 15th-best turnaround in the nation that season.

While she was an assistant coach at Eastern Illinois from 2004-06, Patterson was the post coach for Galligan as she earned the top freshman honor in the OVC.

From 2002-04, Patterson began her coaching career as a graduate assistant at Baylor. Prior to that, she



COACHING STAFF

The Rekha Patterson File

Hometown

- Red Spring, North Carolina

Family

- Daughter of Tim Heath and Eva Patterson-Heath

Education

- North Carolina A&T, 2001 (bachelor's degree in Public Relations)
- Baylor, 2004 (master's degree in Education with an emphasis in Sport Management)

Playing Career

- Four-year letterwinner; two-time team captain, North Carolina A&T (1997-2001)

Coaching Career

Year	School	Position	Record	Conf. Finish
2002-03	Baylor	Graduate Assistant Coach	24-11, 8-8 Big 12	7 th
2003-04	Baylor	Graduate Assistant Coach	26-9, 10-6 Big 12	t-4 th
2004-05	Eastern Illinois	Assistant Coach	10-17, 3-13 OVC	10 th
2005-06	Eastern Illinois	Assistant Coach	10-19, 9-11 OVC	8 th
2006-07	Ball State	Assistant Coach	24-7, 13-3 MAC	1 st -West
2007-08	Creighton	Assistant Coach	21-12, 12-6 MVC	4 th
2009-10	Baylor	Coordinator of Operations	27-10, 9-7 Big 12	6 th
2010-11	Baylor	Coordinator of Operations	34-3, 15-1 Big 12	1 st
2011-12	Baylor	Coordinator of Operations	40-0, 18-0 Big 12	1 st
2012-13	Baylor	Associate Coach	34-2, 18-0 Big 12	1 st
2013-14	Ball State	Associate Head Coach	18-17, 9-9 MAC	t-2 nd -West
2014-15	Ball State	Associate Head Coach	17-14, 13-5 MAC	1 st -West

Head Coaching Overall Record - 0-0 (First Season)

Record at Southeast Missouri - 0-0 (First Season)

spent a year working at the NCAA national headquarters, where she was an education services intern.

A native of Red Springs, North Carolina, Patterson was a four-year letterwinner and two-time captain in women's basketball at North Carolina A&T, where she earned a bachelor's degree in public relations in 2001. She received a master's degree in education with an emphasis in sport management from Baylor in 2004.

Her mother, Eva Patterson-Heath, is the head coach of the Fayetteville State (N.C.) women's basketball program and has taken her team to the NCAA Division II national tournament. She previously won over 500 games as the head coach at Red Springs (N.C.) High School.



Rekha PATTERSON



Southeast Missouri State REDHAWKS



James Arnold

Assistant Coach

First Season

Glenville State, 2001

James Arnold is in his first season with the Southeast Missouri Redhawks women's basketball team. Arnold serves as the recruiting coordinator as well as oversees game scheduling and will be the staff liaison to various departments within athletics.

Arnold has spent the last four seasons at the helm of the Central Methodist women's basketball program in Fayette, Missouri. In his four years as head coach, Arnold posted a 79-45 overall record and a 42-30 record in the Heart of America Athletic Conference (HAAC). The Eagles finished third in the HAAC his first three seasons and recorded back-to-back 20-plus win seasons in 2012-13 and 2013-14.

The 2014-15 squad posted their second-straight season ranked 20th in the Women's Basketball Coaches Association NAIA Top 25 Honor Roll. Arnold saw 19 of his players earn Daktronics NAIA Scholar-Athlete honors during his four-year tenure.

His 2013-14 team spent much of the season ranked in the NAIA Division I Top 25 poll and finished with a 22-9 overall record. That season, CMU had four All-HAAC performers including the HAAC Newcomer of the Year.

In his second season at CMU in 2012-13, Arnold's team posted the best start in school history with a 16-1 record to begin the season. The team picked up victories over three top 25 teams and NCAA Division I opponent Chicago State. That season saw two eight-game winning streaks en route to a 25-8 record, the second highest season winning percentage in school history.

The team spent four straight weeks in the top 25 poll, ranking as high as No. 17. The Eagles reached the HAAC Championship game for the first time in 13 years that season and also earned their first ever bid to the NAIA Division I National Championship.

Arnold inherited an Eagle team in 2011-12 who just a year earlier had five wins on the season. Arnold and his staff increased CMU's win total by 12 to finish 17-13, marking the second greatest turnaround in NAIA Division I women's basketball regular season history. The Eagles received votes in three straight weeks in the NAIA DI poll for the first time in school history. Picked to finish ninth in the HAAC, CMU finished third in the standings and just two games out of first place. For his

The James Arnold File

Hometown: Paw Paw, West Virginia

Alma Mater: Glenville State College, 2001; Benedictine College

NCAA Coaching Experience

2011-15	Central Methodist University.....	Head Coach
2007-11	Highland Community College.....	Head Coach
2003-07	North Central Missouri College.....	Head Coach
2002-03	North Central Missouri College.....	Assistant Coach



COACHING STAFF

efforts in his first year at CMU, Arnold earned HAAC Co-Coach of the Year honors.

Arnold also served as Assistant Athletics Director at CMU.

Prior to CMU, Arnold spent four seasons at Highland Community College in Highland, Kansas. In his four years with the Scottie women's basketball program, Arnold's teams more than doubled their conference and overall wins from the four years prior.

Before taking over at Highland, Arnold spent five years at North Central Missouri College in Trenton, Missouri, including four years as the head women's basketball coach and assistant director of residence life. During those four seasons, the Lady Pirates won 91 games, two NJCAA Region 16 Championships, one NJCAA District F Championship, and the 2007 B.J. Graber Sportsmanship Award at the NJCAA Division II National Tournament.

In 2007, Arnold led NCMC to school records of 26 regular-season wins, four playoff wins, and the first 30-win season in school history. NCMC also finished sixth in the NJCAA Division II National Tournament. For their record-breaking season, Arnold and his team were inducted into the North Central Missouri College Athletic Hall of Fame in February of 2008.

Arnold played collegiately at Glenville State College (West Virginia) where he received his bachelor's degree. After his playing career, Arnold spent one season as a student assistant with the Pioneers before moving to head boy's coach at Mt. View Academy in Winchester, Virginia for one season. Arnold earned his Executive Masters of Business Administration degree from Benedictine College in Atchison, Kansas.

Arnold is a native of Paw Paw, West Virginia. James and his wife, Lesley, have one daughter, Audrey, 7.



James
ARNOLD



Southeast Missouri State **REDHAWKS**



Chanté Crutchfield

Assistant Coach

First Season

Texas-Arlington, 2000

Chanté Crutchfield is in her first year as an assistant coach with the Southeast Missouri women's basketball program. Crutchfield assists with recruiting, camps, scouting and player development, and serves as Southeast's academic liaison and community service coordinator among other duties.

Crutchfield was head coach at Crowley High School in 2014-15, leading her team to an overall record of 23-8 and 11-3 in district play. She guided her team to its first District Championship in seven seasons and first playoff win in 10 years.

A native of Waco, Texas, Crutchfield has seven years of head girls basketball coaching experience at the high school level. She also worked at other Texas prep schools, including Brenham, William B. Travis, and University.

At Brenham, Crutchfield compiled an overall record of 55-15. She guided the program to its first District Championship in nine years and back-to-back District titles for the first time in 12 seasons. Those teams produced two District Most Valuable Players, one Offensive MVP, two Defensive MVPs, one Newcomer of the Year, one Most Improved Player, 14 All-District selections, nine Academic All-District honorees, four All-Brazos Valley, three All-State and three All-Region picks, and one District 18-4A Coach of the Year accolade.

She started her head coaching career at William B. Travis High School, helping the Rebels to an overall 62-54 record, three consecutive playoff appearances and their first 20-win season in 15 years.

Crutchfield was a graduate assistant coach for Kim Mulkey at Baylor from 2000-02 and worked as a basketball operations coordinator for the Houston Comets of the WNBA from 2002-05.

She received her bachelor's degree in business administration-finance from Texas-Arlington in 2000 and earned her master's in sports management at Baylor in 2002.

The Chanté Crutchfield File

Hometown: Waco, Texas

Alma Mater: Texas-Arlington, 2000; Baylor, 2002

NCAA Coaching Experience

2000-02 Baylor..... Graduate Assistant Coach





Chanté **CRUTCHFIELD**



Southeast Missouri State **REDHAWKS**



Jauwan Scaife

Assistant Coach

First Season

Ball State, 2013

Jauwan Scaife is in his first season with the Redhawks women's basketball program and serves as the team's facilities, social media and video/technology coordinator in addition to assisting with recruiting, camps, scouting, player development and other tasks as assigned.

Prior to Southeast, he spent the last two years as a graduate assistant/video coordinator with the Ball State men's basketball team.

Scaife played four years as a guard at Ball State from 2009-13. He was named Second-Team All-Mid-American Conference in 2012-13 and earned MAC All-Freshman Team honors in 2009-10. Scaife finished his career ranked 14th in program history with 1,326 points, becoming the 26th 1,000-point scorer for

the Cardinals. He broke BSU's career records in three-pointers made (203) and attempted (579), as well.

A native of Muncie, Indiana, Scaife was a three-year letterman at Muncie Central High School. He averaged 17.3 points, four rebounds and three assists per game in his senior season. Scaife secured First-Team All-Conference and All-City honors, and Second-Team All-State accolades during his standout prep career.

Scaife graduated in three years at Ball State with a degree in Sport Administration. He remained at BSU to get his master's in physical education/coaching.

The Jauwan Scaife File

Hometown: Muncie, Indiana

Alma Mater: Ball State, 2013, 2015

NCAA Coaching Experience

2013-15 Ball State Graduate Assistant





Jauwan
SCAIFE



Southeast Missouri State **REDHAWKS**



Brooke Sander-Hengst

Director of Operations First Season Southeast Missouri, 2014

Brooke Sander-Hengst joined the Southeast Missouri women's basketball staff as the Director of Operations prior to the 2015-16 season. She will assist with program budget, coordinate travel, alumni affairs, and community service as well as assist the coaching staff with on-campus recruiting.

Sander-Hengst most recently served as a graduate assistant for Southeast Missouri's Purchasing Card Program. There, she helped develop and administer training material and served as the liaison between the university and financial institutions for the program.

Sander-Hengst graduated Magna Cum Laude from Southeast in May 2014 with a Bachelor's degree in Accounting with an emphasis on Finance.

As a student, Sander-Hengst worked in the Accounts Payable and Athletics departments while also interning with the Accounting department.

She recently married Derrick Hengst on Oct. 19, 2015. Sander-Hengst is currently pursuing a Master of Arts degree in Higher Education Administration from Southeast.



Jade Holly

Student Assistant



Maya Natori

Athletic Trainer





PLAYER PROFILES





Southeast Missouri State REDHAWKS

12 • Erin Bollmann

Forward

5-11

Senior

Patton, Mo.

Three Rivers CC

2014-15: Played in all 29 games and started 10 of the final 11 contests... Second-leading scorer and rebounder... Averaged 9.1 points, 7.1 rebounds and 1.9 steals per game... Recorded team-best five double-doubles... Scored in double figures 12 times and rebounded in double figures on eight occasions... Ranked fifth in the Ohio Valley Conference in field goal percentage (47.9%) and steals (1.9)... Finished ninth in the OVC in rebounding (7.1), ranking 10th in defensive (4.9) and 15th in offensive (2.2) boards... Third on the team with 19 blocks... Shot 47.9 percent (114-of-238) from the floor... Went 20-of-52 (38.5%) from the free throw line... Averaged 10.4 points and 6.7 rebounds during conference play... Scored a career-high 22 points vs. Eastern Illinois (2/7) and tied a career-best with three triples... Scored 20 points and tied a career-best with 5 steals at UT Martin (1/24)... Scored 18 points and grabbed 10 rebounds in first career start vs. Tennessee Tech (1/17), making her first seven field goal attempts... Career-best 13 rebounds and first career double-double with 10 points in NCAA debut vs. Alabama A&M (11/14)... Also had a career-high 5 steals at Ole Miss (11/25)... Career-high two blocks at Bradley (11/30)... Career-best two assists vs. Detroit (12/13) in the Glass City Classic at Toledo and vs. Austin Peay (2/28) in the season finale... Played a career-high 31 minutes vs. Eastern Kentucky (1/10), Tennessee Tech (1/17) and at UT Martin (1/24)... Southeast Scholar-Athlete.

2013-14 (Three Rivers CC): Played in only 13 games due to an injury... Averaged 12 points and 5.8 rebounds per contest.

2012-13 (Three Rivers CC): Named an NJCAA second-team All-American after starting all 30 games and averaging a team-best 13.8 points, 3.5 steals and 0.9 blocks per game... Ranked 11th nationally in steals... Finished second on the team with 7.2 rebounds per contest... Coached by Jeff Walk.

Prep: First-team all-state selection after averaging 26.4 points, 8.7 rebounds and 7.6 steals per game as a senior at Meadow Heights High School in Patton, Missouri... SEMO Ball and KTJJ Player of the Year... Three-time all-region honoree... Scored over 1,000 points during her career... Led team to state quarterfinals three times and sectionals as a senior... Coached by Mark Verticchio... All-region and two-time all-district selection in volleyball... Four-year all-state volleyball academic recipient... All-district pick in softball.

Personal: Born March 13, 1994... Daughter of Brian Bollmann and Jennifer Thurston... Father graduated from Southeast and mother graduated from Maryville... Majoring in Secondary Mathematics Education and would like to become a basketball coach... Also received scholarship offers from Tennessee State and Bethel.

Bollmann's Single-Game Career-Bests

Points22; vs. Eastern Illinois (2/7/15)
Rebounds.....13; vs. Alabama A&M (11/14/14)
Assists2; 2x, last vs. Austin Peay (2/28/15)
Blocks.....2; at Bradley (11/30/14)
Steals.....5; 2x, last at UT Martin (1/24/15)
FG Made.....9; 2x, last vs. Eastern Illinois (2/7/15)
3FG Made.....3; 2x, last vs. Austin Peay (2/28/15)
FT Made.....3; vs. William Woods (12/30/15)

Bollmann's Career Totals

Dimitrios Salpingidis Career Totals																				
Year	GP-GS	Min/Avg	Total		3-Point		F-Throws		Rebounds										Scoring	
			FG-FGA	PCT	FG-FGA	PCT	FT-FTA	PCT	OFF	DEF	Total	Avg	PF	FO	AST	TO	BLK	STL	PTS	Avg
2014-15	29-10	703/24.2	114-328	.479	15-48	.313	20-52	.385	64	141	205	7.1	72	1	9	28	19	54	263	9.1
Total	29-10	703/24.2	114-328	.479	15-48	.313	20-52	.385	64	141	205	7.1	72	1	9	28	19	54	263	9.1





12

Erin
BOLLMANN



Southeast Missouri State REDHAWKS

24 • Olivia Hackmann

Guard

5-10

Senior

Chamois, Mo.

Helias

2014-15: Played in all 29 games (16 starts)... Third-leading scorer at 8.3 points per game... Scored in double figures 10 times... Averaged 3.9 rebounds, 1.3 steals and 1.2 assists per contest... Shot 35.1 percent (93-for-265) from the field and 30.2 percent (29-for-96) from 3-point range... Led the team with 23 blocks and ranked 12th in the Ohio Valley Conference with 0.8 per game... Shot 65.8 percent (25-for-38) from the foul line... Set career-highs with 19 points and eight rebounds in the season opener vs. Alabama A&M (11/14)... Scored 18 points vs. Morehead State (1/8) and Murray State (2/14)... Tallied 15 points vs. Illinois-Springfield (12/21) and UT Martin (2/11)... Tied a career-high with three blocks at Missouri-Kansas City (12/10) and vs. SIUE (1/20)... Career-best with eight rebounds vs. Alabama A&M (11/14), Detroit (12/13), Eastern Kentucky (1/10) and at Murray State (2/5)... Tied a career-best with five assists vs. Tennessee Tech (1/17)... Career-high five steals and 39 minutes played at Austin Peay (1/31)... Career-best three triples vs. Eastern Illinois (2/7)... Member of the OVC Commissioner's Honor Roll and a Southeast Scholar-Athlete.

2013-14: Played in all 29 games (20 starts)... Second-leading scorer at 9.7 points per game... Scored in double figures 15 times... Averaged 3.0 rebounds per game... Shot 38.4 percent (111-for-289) from the field, 28.6 percent (20-for-70) from 3-point range and 57.1 percent (40-for-70) from the free throw line... Season-high 17 points vs. SIUE (1/27)... Season-best seven rebounds vs. Bradley (1/11)... Scored 16 points and grabbed six rebounds vs. Murray State (3/1)... Tallied 16 points vs. Tennessee State (1/11)... Season-high three steals vs. Western Kentucky (11/19)... Attempted a team-high 289 field goals... Southeast Scholar-Athlete.

2012-13: Played 28 games (two starts)... Logged 10 or more minutes in 20 of her last 24 appearances after playing only 14 total minutes in her first four outings... Averaged 4.4 points and 1.9 rebounds per game... Scored in double figures four times... Shot 37.1 percent from the field... Tallied her first career points at Kansas (11/12)... Scored 10 points off the bench vs. Texas-Pan American (11/24)... Tallied a season-high 15 points on 6-of-10 shooting with three steals vs. Western Illinois (12/8)... Scored 13 points in both meetings against UT Martin, making 6-of-9 shots in the first meeting (1/16) and dishing out a season-high three assists in the second contest (2/16)... Season-high seven rebounds at Missouri (11/29).

Prep: Lettered all four years in basketball at Helias High School in Jefferson City, Mo.... Named Missouri Basketball Coaches Association Class 4 Player of the Year as a senior... Averaged 15.8 points, 4.6 rebounds and 2.6 assists per game... Earned MBCA All-State recognition following her junior year... Named all-district each of her last three years... Led team in scoring as a junior, averaging 11.8 points to go along with 3.4 assists and 1.3 blocks per game... Played AAU ball for Team Adidas under coach Tony Condra... Also ran track.

Personal: Born May 16, 1994... Daughter of Matt and Linda Fick... Majoring in Mass Communication with an emphasis in Advertising.

Hackmann's Single-Game Career-Bests

Points19, vs. Alabama A&M (11/14/14)
Rebounds.....8; 4x, last at Murray State (2/5/15)
Assists5; 2x, last vs. Tennessee Tech (1/17/15)
Blocks.....3; 3x, last vs. SIUE (1/20/15)
Steals.....5; at Austin Peay (1/31/15)
FG Made8; 2x, last vs. Murray State (2/14/15)
3FG Made.....3; vs. Eastern Illinois (2/7/15)
FT Made.....8; vs. SIUE (1/27/14)

Hackmann's Career Totals

Year	GP-GS	Min/Avg	Total		3-Point		F-Throws		Rebounds				PF	FO	AST	TO	BLK	STL	Scoring	
			FG-FGA	PCT	FG-FGA	PCT	FT-FTA	PCT	OFF	DEF	Total	Avg							PTS	Avg
2012-13	28-2	380/13.6	52-140	.371	4-22	.182	14-25	.560	16	37	53	1.9	23	0	17	27	10	20	122	4.4
2013-14	29-20	737/25.4	111-289	.384	20-70	.286	40-70	.571	24	62	86	3.0	59	1	26	31	10	23	282	9.7
2014-15	29-16	719/24.8	93-265	.351	29-96	.302	25-38	.658	27	87	114	3.9	45	1	35	31	23	38	240	8.3
Total	86-38	1836/21.3	256-694	.369	52-188	.282	79-133	.594	67	186	186	2.9	127	2	78	89	43	81	644	7.4





24 Olivia
HACKMANN



Southeast Missouri State REDHAWKS

21 • Connor King

Forward

6-2

Senior

Jackson, Mo.

Jackson

2014-15: Played in all 29 games (28 starts)... Leading rebounder with 8.2 boards per game, which ranked fourth in the Ohio Valley Conference... Finished sixth in the OVC in offensive (2.8) and tied for sixth (5.3) in the OVC in defensive boards... Reached double-digits rebounding 11 times, including a string of five straight from Jan. 30-Jan. 10... Ranked second on the team with 21 blocks... Averaged 5.6 points... Shot a team-best 50.8 percent (63-of-124) from the floor... Went 32-for-52 (61.5%) from the free throw line... Scored a career-high 19 points at Murray State (2/5) with 17 points in the second half, hitting her first six field goals following halftime... Grabbed a career-high 14 rebounds at Belmont (1/1)... Recorded a double-double with 12 points and 12 rebounds vs. Morehead State (1/8)... Grabbed 13 rebounds, two steals and set a new career-best with four blocks vs. William Woods (12/30)... Also pulled down 13 boards vs. Western Illinois (12/3)... Tallied 12 rebounds at Central Arkansas (12/6) and at Tennessee State (1/3)... Career-high five made free throws vs. Illinois-Springfield (12/21)... Member of the OVC Commissioner's Honor Roll and a Southeast Scholar-Athlete.

2013-14: Played in all 29 games (25 starts)... Averaged 5.0 points per game and ranked second on the team with 6.1 rebounds per game... Reached double-digits in rebounds five times, including three of the last five games... Scored in double figures four times... Set a career-high with 13 points vs. Tennessee State (1/11), and in back-to-back games vs. SIUE (1/27) and at Eastern Kentucky (2/1)... Posted a season-high with 12 rebounds four times... Shot 44.9 percent (53-for-118) from the field, 28.0 percent (7-for-25) from 3-point range and 71.1 percent (32-for-45) from the free throw line... Recorded 16 steals, 11 blocks and eight assists.

2012-13: Appeared in 26 games... Played 11 or more minutes in 11 contests... Averaged 1.3 points and 2.4 rebounds per game... Scored a season-high 11 points and grabbed seven rebounds at Missouri (11/29)... Added a season-high 10 rebounds against Texas-Pan American (11/24).

Prep: Lettered in basketball all four years at nearby Jackson High School... Earned all-district honors three times and all-region recognition once... Averaged 11 points and 10 rebounds per game while shooting 57% from the floor as a senior... Helped team post a 19-9 record while winning a district championship during her senior campaign... Named to the 2011 All-Missourian team by the Southeast Missourian... Nearly averaged a double-double with 11 points per game and 9.4 rebounds per game as a junior... Helped guide Jackson to an 18-7 record and a district finals appearance during her junior campaign... As a sophomore, led team to a 17-7 record... Played AAU ball with the Southeast Dynasty for coaches Don Osborne and Chuck Williams... Named academic all-state as a senior and graduated in the top 10 percent of her class.

Personal: Born Jan. 9, 1994... Daughter of Kevin King and Sheila Beussink... Majoring in Biology... Plans to attend medical school following her career at Southeast.

King's Single-Game Career-Bests

Points19; at Murray State (2/5/15)
Rebounds.....14; at Belmont (1/1/15)
Assists2; 5x, last vs. SIUE (1/20/15)
Blocks.....4; vs. William Woods (12/30/14)
Steals.....2; 6x, last vs. Morehead State (1/8/15)
FG Made.....8; at Murray State (2/5/15)
3FG Made.....2; vs. SIUE (1/27/14)
FT Made.....5; 2x, last vs. Illinois-Springfield (12/21/14)

King's Career Totals

Year	GP-GS	Min/Avg	Total		3-Point		F-Throws		Rebounds				PF	FO	AST	TO	BLK	STL	Scoring	
			FG-FGA	PCT	FG-FGA	PCT	FT-FTA	PCT	OFF	DEF	Total	Avg							PTS	Avg
2012-13	26-0	246/9.5	13-48	.271	1-10	.100	8-12	.667	15	48	63	2.4	21	0	8	15	3	6	35	1.3
2013-14	29-25	656/22.6	53-118	.449	7-25	.280	32-45	.711	54	124	178	6.1	69	0	8	34	11	16	145	5.0
2014-15	29-28	756/26.1	63-124	.508	3-12	.250	32-52	.615	82	155	237	8.2	75	3	8	42	21	15	161	5.6
Total	84-53	1658/19.7	129-290	.445	11-47	.234	72-109	.661	151	327	478	5.7	165	3	24	91	35	37	341	4.1





21

Connor
KING



Southeast Missouri State REDHAWKS

1 • Brianna Mitchell

Guard

5-6

Junior

Germantown, Tenn. Germantown

2014-15: Played in all 29 games (five starts)... Led the team and ranked 13th in the Ohio Valley Conference with 73 assists (2.5 per game)... Scored in double figures eight times, including three of the last four games... Averaged 6.9 points and 1.9 rebounds per game... Shot 33.3 percent (74-of-222) from the field and went 11-for-54 (20.4%) from beyond the arc... Went 40-for-62 (64.5%) from the foul line... Tied a career-high with 20 points, including a perfect 10-for-10 mark at the free throw line at Eastern Illinois (2/21)... Made first career start vs. Eastern Illinois (2/7) and finished with eight points, eight assists and played a career-high 31 minutes... Scored 13 points with five rebounds and five assists vs. Murray State (2/14)... Scored 13 points with six assists and three steals at SIUE (2/25)... Scored 11 points with a career-best nine assists at Murray State (2/5)... Also had 11 points, four assists and tied a career-high with two triples vs. Saint Louis (11/21)... Scored eight points with career-high six rebounds vs. Detroit (12/13).

2013-14: Played in 27 games... Averaged 5.9 points, 1.3 rebounds and 1.0 assists per game... Scored in double figures five times... Shot 30.6% (49-for-160) from the floor, 20.0% (6-for-30) from beyond the arc and 76.1% (54-for-71) from the free throw line... Scored a career-high 20 points, including a 12-for-14 mark from the charity stripe at UT Martin (1/13)... Scored 17 points and grabbed four rebounds vs. Jacksonville State (2/22).

Prep: Scored over 1,000 points over her first three seasons at Germantown (Tenn.) High School... Averaged 16.6 points, 3.5 assists and 3.9 steals per game as a junior... Helped guide team to a 21-10 overall record in 2011-12 season... Voted team MVP in each of her first three seasons... Named first-team all-district twice and second-team all-district once.

Personal: Born June 14, 1995 in Memphis, Tennessee... Daughter of Banatha Waller Cooper, Manuel James Cooper and Brian Keith Mitchell.


Mitchell's Single-Game Career-Bests

Points 20; 2x, last at Eastern Illinois (2/21/15)
Rebounds..... 6; vs. Detroit (12/13/14)
Assists 9; at Murray State (2/5/15)
Blocks..... 1; vs. Illinois-Springfield (12/21/15)
Steals..... 3; 2x, last at SIUE (2/25/15)
FG Made..... 6; 2x, last at SIUE (2/25/15)
3FG Made..... 2; 2x, last vs. Saint Louis (11/21/14)
FT Made..... 12; at UT Martin (1/13/14)

Mitchell's Career Totals

Year	GP-GS	Min/Avg	Total		3-Point		F-Throws		Rebounds				PF	FO	AST	TO	BLK	STL	Scoring	
			FG-FGA	PCT	FG-FGA	PCT	FT-FTA	PCT	OFF	DEF	Total	Avg							PTS	Avg
2013-14	27-0	310/11.5	49-160	.306	6-30	.200	54-71	.761	7	27	34	1.3	44	0	26	48	0	20	158	5.9
2014-15	29-5	582/20.1	74-222	.333	11-54	.204	40-62	.645	9	47	56	1.9	43	0	73	62	1	26	199	6.9
Total	56-5	892/15.9	123-382	.322	17-84	.202	94-133	.707	16	74	90	1.6	87	0	99	110	1	46	357	6.4





1

Brianna
MITCHELL



Southeast Missouri State REDHAWKS

22 • Deja Jones

Forward 5-11 Sophomore Nashville, Tenn. Riverdale

2014-15: Saw reserve action in 10 games... Averaged 1.2 points, 1.8 rebounds and 5.1 minutes per game... Shot 55.6 percent (5-of-9) from the floor... Season-high six points and 16 minutes played in NCAA debut vs. Alabama A&M (11/14)... Season-best eight rebounds in just 10 minutes of action vs. Saint Louis (11/21)... Missed 13 games with a foot injury suffered vs. Idaho (12/14) in the Glass City Classic at Toledo.

Prep: Played her senior season for national powerhouse Riverdale High School in Murfreesboro, Tennessee... Team finished 25-7 and was ranked as high as No. 8 in the nation by USA Today... Riverdale defeated Missouri Class 5 state champion Rock Bridge High School... Coached by Cory Barrett... Leading scorer in Tennessee as a junior with an average of 22.1 points per game at Friendship Christian School in Lebanon, Tennessee... Scored over 1,000 points during junior season... Added eight rebounds per game... Averaged 13.5 points and six rebounds as a sophomore... Two-time District MVP, All-District Team and first-team All-Tournament selection... Competed for the Memphis Elite and Lazy Zoom AAU teams... Coached by Ross Jordan and Penny Collins... Recipient of Riverdale English Literature Award in 2013-14.

Personal: Born Dec. 8, 1995... Daughter of Clarence and Marteisca Jones... Both parents graduated from Tennessee State... Majoring in Exercise Science/Pre-Physical Therapy.




Jones' Single-Game Career-Bests

Points6; vs. Alabama A&M (11/14/14)
Rebounds.....8; vs. Saint Louis (11/21/14)
Assists1; vs. Alabama A&M (11/14/14)
Blocks.....N/A
Steals.....1; vs. Idaho (12/14/14)
FG Made3; vs. Alabama A&M (11/14/14)
3FG Made.....N/A
FT Made.....2; vs. Saint Louis (11/21/14)

Jones' Career Totals

Year	GP-GS	Min/Avg	Total		3-Point		F-Throws		Rebounds				PF	FO	AST	TO	BLK	STL	Scoring	
			FG-FGA	PCT	FG-FGA	PCT	FT-FTA	PCT	OFF	DEF	Total	Avg							PTS	Avg
2014-15	10-0	51/5.1	5-9	.556	0-0	.000	2-4	.500	11	7	18	1.8	8	0	1	5	0	1	12	1.2
Total	10-0	51/5.1	5-9	.556	0-0	.000	2-4	.500	11	7	18	1.8	8	0	1	5	0	1	12	1.2





22

Deja
JONES



Southeast Missouri State REDHAWKS



15 • Kaley Leyhue

Guard

5-11

Sophomore

Martin, Tenn.

Westview

2014-15: Saw reserve action in 20 games... Averaged 1.1 points, 1.1 rebounds and 5.2 minutes per game... Drained first two career field goals on 3-pointers for a season-high six points vs. Detroit (12/13)... Also drained a 3-pointer at UT Martin (1/24) and vs. Austin Peay (2/28)... Scored first two career points on free throws at Missouri (11/17) and shot 87.5 percent (7-for-8) overall from the free throw line... Notched four steals and two assists... Season-high four rebounds in NCAA debut vs. Alabama A&M (11/14) and vs. Detroit (12/13)... Grabbed three rebounds at Missouri (11/17) and vs. William Woods (12/30)... Member of the OVC Commissioner's Honor Roll.

Prep: Started all 137 games during her career at Westview High School in Martin, Tennessee... Averaged 8.4 points, 5.6 rebounds during her career... Added 373 assists, 232 steals and 39 blocked shots... Led team to state Final 4 as a senior and Elite 8 as a junior... Earned all-district, all-region and All-West Tennessee honors... Named a Super Senior by the Jackson Sun... West Tennessee All-Star pick... Shot 31% from three-point range and 83% from the free throw line as a senior... Named Most Outstanding Offensive and Best All-Around Player... Lions Club Tournament MVP in 2013-14... Lions Club All-Tournament Team and Heritage Bank Classic All-Tournament Team selection... Member of the 1,000-point club... Coached by Sean Stephenson... All-Academic selection with a 3.89 grade point average, ranking 14th in her class... Finalist for DAR Scholarship... Competed for USBA/TBAT AAU team... Coached by Joe Simpson.

Personal: Born Aug. 7, 1995... Daughter of Jeff and Stephenie Leyhue... Twin sister, Kendall, attends UT Martin... Has two younger twin sisters, Avery and Emerson.

Leyhue's Single-Game Career-Bests

Points6; vs. Detroit (12/13/14)
Rebounds.....4; 2x, last vs. Detroit (12/13/14)
Assists1; 2x, last at Jacksonville State (1/14/15)
Blocks.....N/A
Steals.....1; 4x, last vs. Austin Peay (2/28/15)
FG Made.....2; vs. Detroit (12/13/14)
3FG Made.....2; vs. Detroit (12/13/14)
FT Made.....2; 3x, last vs. William Woods(12/30/14)

Leyhue's Career Totals

Year	GP-GS	Min/Avg	Total		3-Point		F-Throws		Rebounds				PF	FO	AST	TO	BLK	STL	Scoring	
			FG-FGA	PCT	FG-FGA	PCT	FT-FTA	PCT	OFF	DEF	Total	Avg							PTS	Avg
2014-15	20-2	104/5.2	5-25	.200	4-16	.250	7-8	.875	5	17	22	1.1	8	0	2	11	0	4	21	1.1
Total	20-2	104/5.2	5-25	.200	4-16	.250	7-8	.875	5	17	22	1.1	8	0	2	11	0	4	21	1.1





15

Kaley
LEYHUE



Southeast Missouri State REDHAWKS

10 • Ashton Luttrull

Guard

5-7

Sophomore Lewistown, Mo.

Highland

2014-15: Saw reserve action in 16 games... Averaged 1.0 point and 1.0 rebound per game... Dished out 12 assists... Set a career-high with seven assists in a season-high 16 minutes of action at Missouri-Kansas City (12/10)... Scored a season-best four points vs. Saint Louis (11/21)... Grabbed a season-high four rebounds in NCAA debut vs. Alabama A&M (11/14)... Drained a 3-pointer vs. Alabama A&M (11/14), vs. Saint Louis (11/21), at Missouri-Kansas City (12/10) and vs. Eastern Kentucky (1/10)... Scored a team-high 14 points and drained four triples in an exhibition contest vs. Missouri Valley (11/6)... Missed the final 10 games with knee soreness... Member of the OVC Commissioner's Honor Roll and a Southeast Scholar-Athlete.

2013-14: Redshirted while rehabbing following knee surgery.

Prep: Lettered three times in basketball and earned four more letters in softball at Highland High School in Lewistown, Missouri... Named Class 3 all-state by the Missouri Sportswriters and Sportscasters Association... Named first-team all-district by area coaches three times in basketball and two more times in softball... Named the Clarence Cannon Conference Player of the Year in the 2011-12 season... Earned all-conference honors three times in basketball and twice in softball... Tabbed all-area three times in basketball and twice in softball by the Quincy Herald Whig... President of National Honor Society... Piano player who has earned two No. 1 state ratings.

Personal: Born Nov. 27, 1994 in Hannibal, Missouri... Daughter of Rick and Melissa Luttrull... Full name is Ashton Elizabeth Luttrull... Majoring in Agribusiness.

Luttrull's Single-Game Career-Bests

Points 4; vs. Saint Louis (11/21/14)
Rebounds 4; vs. Alabama A&M (11/14/14)
Assists 7; at UMKC (12/10/14)
Blocks 1; vs. Saint Louis (11/21/14)
Steals 1; 4x, last vs. Eastern Kentucky (1/10/15)
FG Made 1; 5x, last vs. Eastern Kentucky (1/10/15)
3FG Made 1; 4x, last vs. Eastern Kentucky (1/10/15)
FT Made 1; 2x, last vs. Idaho (12/14/14)

Luttrull's Career Totals

Year	GP-GS	Min/Avg	Total		3-Point		F-Throws		Rebounds				Pf	FO	AST	TO	BLK	STL	Scoring	
			FG-FGA	PCT	FG-FGA	PCT	FT-FTA	PCT	OFF	DEF	Total	Avg							PTS	Avg
2014-15	16-0	101/6.3	5-30	.167	4-19	.211	2-4	.500	1	15	16	1.0	9	0	12	5	1	4	16	1.0
Total	16-0	101/6.3	5-30	.167	4-19	.211	2-4	.500	1	15	16	1.0	9	0	12	5	1	4	16	1.0





10

Ashton
LUTTRULL



Southeast Missouri State REDHAWKS

25 • Hannah Noe

Guard

5-9

Sophomore Dexter, Mo.

Dexter

2014-15: Saw action in 26 games (one start)... Averaged 1.5 points and 8.0 minutes per game... Made first career start at UT Martin (1/24)... Played at least 13 minutes in six contests... Nine of her 12 field goals came from 3-point range... Shot 25 percent (12-of-48) from the floor and 24.3 percent (9-of-37) from beyond the arc... Perfect 6-for-6 from the free throw line... Dished out eight assists... Grabbed five rebounds... Made two steals... Established season-highs with eight points, two triples and 24 minutes played at Jacksonville State (1/14)... Scored six points with season-highs of two triples and two assists vs. William Woods (12/30)... Scored six points with two three-pointers vs. Tennessee Tech (1/17)... Drained first career three-pointer in NCAA debut vs. Alabama A&M (11/14)... Also drained a triple at Ole Miss (11/25)... Member of the OVC Commissioner's Honor Roll.

Prep: Averaged 20.5 points, 3.8 assists and 1.8 steals per game as senior for Missouri Class 4 state runner-up at Dexter High School... Third-leading scorer in Dexter history with 1,411 career points... Set a school single-season record with 628 points as a senior... Scored 16 points in state title game... Named to USA Today All-Missouri Team... MBCA and Media all-state selection... Three-time all-district, all-region and all-conference honoree... SEMO Conference Player of the Year and scoring champion as a senior... SEMO Conference Free Throw Champion in her final two seasons... Led Dexter to fourth-place finish at state as a junior... Team won four district titles, three sectional titles, and made two appearances in the Final 4 in the state... Coached by Chad Allen... Team MVP in basketball and volleyball as a senior... Two-time all-district selection and three-year letterwinner in volleyball... Dexter Honor Society Member with a 3.3 grade point average... Competed for SEMO Dream AAU team... Coached by Charles Williams.

Personal: Born Oct. 25, 1995... Daughter of Jonas and Jo Noe... Double majoring in Sport Management and Broadcasting with a minor in Business Administration.

Noe's Single-Game Career-Bests

Points8; at Jacksonville State (1/14/15)
Rebounds1; 5x, last vs. Murray State (2/14/15)
Assists2; vs. William Woods (12/30/14)
BlocksN/A
Steals1; 2x, last at Austin Peay (1/31/15)
FG Made3; at Jacksonville State (1/14/15)
3FG Made2; 3x, last vs. Tennessee Tech (1/17/15)
FT Made2; 3x, last at Belmont (1/1/15)

Noe's Career Totals

			Total		3-Point		F-Throws		Rebounds											Scoring	
Year	GP-GS	Min/Avg	FG-FGA	PCT	FG-FGA	PCT	FT-FTA	PCT	OFF	DEF	Total	Avg	PF	FO	AST	TO	BLK	STL	PTS	Avg	
2014-15	26-1	207/8.0	12-48	.250	9-37	.243	6-6	1.000	1	4	5	0.2	12	0	8	18	0	2	39	1.5	
Total	26-1	207/8.0	12-48	.250	9-37	.243	6-6	1.000	1	4	5	0.2	12	0	8	18	0	2	39	1.5	





25 Hannah
NOE



Southeast Missouri State REDHAWKS



32 • Imani Johnson

Forward 6-0 R-Freshman Lee's Summit, Mo. Lee's Summit North

2014-15: Redshirted

Prep: Named first-team all-state by multiple publications and coaches associations after a standout career at Lee's Summit North High School... Four-year starter for a team that finished as the state runner-up in Missouri Class 5 during her senior season... Four-year first-team all-conference and all-district selection... Three-year Kansas City Star and Metro Sports all-metro pick... Three-year Examiner all-area honoree... McDonald's All-American nominee... Finalist for Miss Show Me Basketball as the top player in the state and the DiRenna Award as the top player in the Kansas City metro area... Broke the school's career scoring records with 1,677 career points and 16.6 points per contest, topping the totals of former WNBA player Claire Coggins... Also set LSN career records with 37 double-doubles and 566 made free throws... Ranks second in Broncos history with 843 rebounds, 117 blocks and a 75.2% average from the free throw line... Ranks ninth with 109 career steals... Set program single-season records with 517 points (17.8 avg.) and 165 made field goals in 2013-14... Competed in the Greater Kansas City Basketball Coaches Association Metro All-Star Classic... Averaged 16.6 points, 8.3 rebounds, 1.2 blocks, 1.1 steals and 1.0 assists per game during her career... Coached by Tricia Lillygren and Sean Donovan... Competed for the Missouri Phenom AAU team... Coached by Steve Aldridge... Also participated in track and field.

Personal: Born Nov. 8, 1995... Daughter of Amos Johnson and Carri Cherry-Johnson... Both parents graduated from Central Missouri... Majoring in Construction Management.



4 • Dolapo Balogun

Forward 5-11 Freshman Hillside, N.J. Roselle Catholic

Prep/Club: Scored 647 points and grabbed 551 rebounds for Roselle Catholic High School as she was part of a team that recorded the most wins in program history and set a school record with a 21-game winning streak to begin her senior season... Helped the Lady Lions advance to the state sectional final and won a division title... Averaged 10.8 points, 9.1 rebounds and 1.7 steals per game as a senior... As a junior, she averaged 10.3 points, 9.5 rebounds and 1.6 steals per contest... In AAU play, Balogun competed for the New Jersey Crusaders... A multi-sport athlete, she also lettered in cross country and track and field, where she threw the shot put... Was a four-time scholar-athlete and first academic honors selection as well as a member of the Principals List, National Honor Society and Spanish Honor Society.

Personal: Born March 25, 1997... Full name is Moriam Dolapo Balogun... Daughter of Moshood and Titilayo Balogun... Both parents are graduates of the University of Lagos in Nigeria... Majoring in Dietetics at Southeast... Is an aspiring author and wishes to start her own sports clothing line.



NEWCOMER PROFILES



13 • Corneisha Henderson

Guard

5-7

Freshman

Cincinnati, Ohio

Princeton

Prep/Club: Averaged 17.2 points, 3.0 assists, 2.3 steals and 1.0 block per game as a senior at Princeton High School in Cincinnati, Ohio... As a junior, she averaged 7.3 points, 1.6 assists per contest and shot 46 percent from the floor and 35 percent from three-point range for the 3A state champions... Henderson was a second-team All-Greater Miami Conference selection as a junior and senior... In AAU competition, Henderson competed for the Cincinnati Shock. She was a multi-sport athlete at Princeton, also competing in track and field... Was an honors student with a 3.3 grade point average.

Personal: Born Feb. 27, 1997... Daughter of Cornelius and Michelle Henderson... Major is currently undecided.



33 • Hilma Mededovic

Guard

5-11

Freshman

Skokie, Ill.

Niles West

Prep/Club: Was the Most Valuable Player of the Central Suburban League, earning first-team all-conference honors at Niles West High School.... Was a Pioneer Press honorable mention all-area selection... Previously was part of the national team in her native Bosnia and Herzegovina... In AAU play, she competed for the Full Package program... A scholar-athlete, Mededovic graduated cum laude with a 3.6 grade point average, earned a spot on the honor roll and was the recipient of the Al Karnatz Memorial Award.

Personal: Born July 28, 1997... Daughter of Erkin and Dalida Mededovic... Majoring in International Business at Southeast Missouri... She is originally from Sarajevo, Bosnia and Herzegovina, and moved to Lincolnwood, Illinois, prior to the 2014 spring semester... Her sister attends the Illinois Institute of Technology in Chicago.



Southeast Missouri State REDHAWKS



3 • Adrianna Murphy

Guard

5-3

Freshman

Fishers, Ind.

Fishers

Prep/Club: Was a four-year starter at Fishers High School... Was named to the Indiana Basketball Coaches Association (IBCA) Supreme 15 All-State Team featuring the top players in Indiana and was a 2015 Mini Miss Basketball candidate... Averaged 12.7 points, 5.0 assists and 4.0 rebounds per game as a senior while shooting 43 percent from the field and 70 percent from the free throw line... In addition to the Supreme 15 honors, Murphy was an Associated Press all-state honoree and competed for the USA National Olympic 16U Team in 2013... Was the MVP of the Indiana North vs. South Challenge and was named her team's Defensive Player of the Year three times... Set the school record for assists in a season in 2014-15 and set the single-game assists record as a freshman... Earned 12 varsity letters as she also competed in cross country and track and field, where she was an all-conference runner and a member of the 4x400-meter relay team that finished third in the state.

Personal: Born June 22, 1997... Daughter of Lee and Nicole Murphy... Majoring in Computer Science at Southeast.



30 • Katia Polk

Forward

5-10

Freshman

Memphis, Tenn.

Whitehaven

Prep/Club: Averaged 8.6 points, 17 rebounds and four blocks a game en route to earning Whitehaven High School's Rebounder and Defensive Player of the Year honors... Was a two-time Most Valuable Player and All-Tournament Team selection at the Dragonfly Tournament (2014, 2015)... Won the Christian Athlete Leadership award in consecutive seasons (2013, 2014)... In 2012, Polk was featured as a BallN prep girl standout... Also played AAU with the Memphis Magic Elite and Tri-State Elite clubs.

Personal: Born Dec. 10, 1996... Daughter of Dewan and Deon Polk... Major is currently undecided.





2014-15 REVIEW



WOMEN'S BASKETBALL



Southeast Missouri State REDHAWKS

2014-15 Statistics

##	Player	gp-gs	min	avg	Total		3-Point		F-Throw		Rebounds				pf	dq	a	to	blk	stl	pts	avg
					fg-fga	fg%	3fg-fga	3fg%	ft-fa	ft%	off	def	tot	avg								
00	ROBINSON, Jasmine	29-27	798	27.5	129-315	.410	10-32	.313	86-155	.555	42	92	134	4.6	76	1	58	83	13	30	354	12.2
12	BOLLMANN, Erin	29-10	703	24.2	114-238	.479	15-48	.313	20-52	.385	64	141	205	7.1	72	1	9	28	19	54	263	9.1
24	HACKMANN, Olivia	29-16	719	24.8	93-265	.351	29-96	.302	25-38	.658	27	87	114	3.9	45	1	35	31	23	38	240	8.3
11	BRADSHAW, Allyson	28-18	673	24.0	69-205	.337	39-130	.300	30-39	.769	13	44	57	2.0	65	2	43	44	5	14	207	7.4
01	MITCHELL, Brianna	29-5	582	20.1	74-222	.333	11-54	.204	40-62	.645	9	47	56	1.9	43	0	73	62	1	26	199	6.9
21	KING, Connor	29-28	756	26.1	63-124	.508	3-12	.250	32-52	.615	82	155	237	8.2	75	3	8	42	21	15	161	5.6
05	ROSADO, Yelena	27-24	573	21.2	52-160	.325	6-21	.286	35-51	.686	8	39	47	1.7	50	0	51	64	0	25	145	5.4
03	LIVELY, Hillary	27-16	557	20.6	41-93	.441	0-2	.000	16-26	.615	50	65	115	4.3	76	1	27	41	3	15	98	3.6
25	NOE, Hannah	26-1	207	8.0	12-48	.250	9-37	.243	6-6	1.000	1	4	5	0.2	12	0	8	18	0	2	39	1.5
22	JONES, Deja	10-0	51	5.1	5-9	.556	0-0	.000	2-4	.500	11	7	18	1.8	8	0	1	5	0	1	12	1.2
15	LEYHUE, Kaley	20-0	104	5.2	5-25	.200	4-16	.250	7-8	.875	5	17	22	1.1	8	0	2	11	0	4	21	1.1
10	LUTTRULL, Ashton	16-0	101	6.3	5-30	.167	4-19	.211	2-4	.500	1	15	16	1.0	9	0	12	5	1	4	16	1.0
Team											44	55	99				9					
Total.....		29	5824		662-1734	.382	130-467	.278	301-497	.606	357	768	1125	38.8	539	9	327	443	86	228	1755	60.5
Opponents.....		29	5824		715-1729	.414	124-422	.294	348-527	.660	350	832	1182	40.8	492	-	360	439	87	189	1902	65.6

TEAM STATISTICS

	SEMO	OPP
SCORING	1755	1902
Points per game	60.5	65.6
Scoring margin	-5.1	-
FIELD GOALS-ATT	662-1734	715-1729
Field goal pct	.382	.414
3 POINT FG-ATT	130-467	124-422
3-point FG pct	.278	.294
3-pt FG made per game	4.5	4.3
FREE THROWS-ATT	301-497	348-527
Free throw pct	.606	.660
F-Throws made per game	10.4	12.0
REBOUNDS	1125	1182
Rebounds per game	38.8	40.8
Rebounding margin	-2.0	-
ASSISTS	327	360
Assists per game	11.3	12.4
TURNOVERS	443	439
Turnovers per game	15.3	15.1
Turnover margin	-0.1	-
Assist/turnover ratio	0.7	0.8
STEALS	228	189
Steals per game	7.9	6.5
BLOCKS	86	87
Blocks per game	3.0	3.0
ATTENDANCE	11136	22273
Home games-Avg/Game	13-857	14-1068
Neutral site-Avg/Game	-	2-3658

Score by Periods	1st	2nd	OT	Totals
Southeast Missouri	808	938	9	1755
Opponents	900	995	7	1902

Date	Opponent		Score	Att.
11-14-14	ALABAMA A&M	W	66-38	727
11/17/14	at Mizzou	L	42-88	1375
11-21-14	SAINT LOUIS	L	56-74	1058
11/25/14	at Ole Miss	L	57-58	881
11/28/14	at Southern Illinois	L	62-78	674
11-30-14	at Bradley	W	70-65	610
12-03-14	WESTERN ILLINOIS	L	62-79	1692
12/6/14	at Central Arkansas	W	48-46	653
12/10/14	at Missouri-Kansas City	W	65-50	223
^ 12/13/14	vs Detroit	W	61-51	3410
^ 12/14/14	vs Idaho	L	62-78	3906
12-21-14	ILLINOIS-SPRINGFIELD	W	73-56	376
12-30-14	WILLIAM WOODS	W	77-40	554
* 01/01/15	at BELMONT	L	39-62	587
* 01/03/15	at Tennessee State	L	55-62	538
* 01-08-15	MOREHEAD STATE	L	59-64	475
* 01-10-15	EASTERN KENTUCKY	L	54-57	615
* 1/14/15	at Jacksonville State	L	34-70	525
* 01-17-15	TENNESSEE TECH	Wot	68-66	1223
* 01-20-15	SIUE	L	48-60	535
* 1/24/15	at UT Martin	L	55-96	2859
* 1/31/15	at Austin Peay	L	62-70	651
* 02/05/15	at Murray St.	L	81-86	4184
* 02-07-15	EASTERN ILLINOIS	W	69-65	525
* 02-11-15	UT MARTIN	L	60-78	1561
* 02-14-15	MURRAY ST.	W	88-66	785
* 2/21/15	at Eastern Illinois	L	48-49	402
* 02/25/15	at SIUE	L	67-78	795
* 02-28-15	AUSTIN PEAY	L	67-72	1010

* - Conference game



2014-15 SEASON REVIEW

2014-15 OVC Statistics

##	Player	gp-gs	min	avg	Total		3-Point		F-Throw		Rebounds										pts	avg
					fg-fga	fg%	3fg-fga	3fg%	ft-fa	ft%	off	def	tot	avg	pf	dq	a	to	blk	stl		
00	ROBINSON, Jasmine	16-14	429	26.8	74-172	.430	6-17	.353	46-92	.500	27	47	74	4.6	46	1	27	44	11	15	200	12.5
12	BOLLMANN, Erin	16-10	397	24.8	72-149	.483	12-32	.375	11-32	.344	33	74	107	6.7	39	1	3	17	10	27	167	10.4
24	HACKMANN, Olivia	16-8	422	26.4	52-150	.347	17-59	.288	18-25	.720	17	51	68	4.3	32	1	24	17	12	21	139	8.7
01	MITCHELL, Brianna	16-5	339	21.2	41-128	.320	5-27	.185	26-33	.788	5	30	35	2.2	26	0	45	41	0	16	113	7.1
11	BRADSHAW, Allyson	15-10	373	24.9	33-104	.317	19-70	.271	17-20	.850	6	24	30	2.0	38	2	23	28	3	5	102	6.8
21	KING, Connor	16-15	424	26.5	41-77	.532	2-6	.333	14-22	.636	42	83	125	7.8	46	2	5	24	9	6	98	6.1
05	ROSADO, Yelena	14-11	297	21.2	19-70	.271	3-10	.300	13-18	.722	2	23	25	1.8	27	0	29	39	0	11	54	3.9
03	LIVELY, Hillary	16-6	322	20.1	21-55	.382	0-2	.000	6-12	.500	30	38	68	4.3	47	0	17	24	3	10	48	3.0
25	NOE, Hannah	15-1	142	9.5	7-34	.206	5-27	.185	2-2	1.000	1	4	5	0.3	10	0	5	12	0	2	21	1.4
15	LEYHUE, Kaley	10-0	44	4.4	3-11	.273	2-7	.286	1-2	.500	1	6	7	0.7	3	0	1	8	0	2	9	0.9
10	LUTTRULL, Ashton	6-0	27	4.5	1-5	.200	1-2	.500	0-0	.000	0	2	2	0.3	2	0	0	2	0	1	3	0.5
22	JONES, Deja	3-0	9	3.0	0-0	.000	0-0	.000	0-0	.000	0	0	0	0.0	2	0	0	0	0	0	0	0.0
Team											22	29	51				7					
Total.....		16	3225		364-955	.381	72-259	.278	154-258	.597	186	411	597	37.3	318	7	179	263	48	116	954	59.6
Opponents.....		16	3225		400-924	.433	67-217	.309	234-348	.672	180	470	650	40.6	268	-	193	250	48	105	1101	68.8

TEAM STATISTICS	SEMO	OPP
SCORING	954	1101
Points per game	59.6	68.8
Scoring margin	-9.2	-
FIELD GOALS-ATT	364-955	400-924
Field goal pct	.381	.433
3 POINT FG-ATT	72-259	67-217
3-point FG pct	.278	.309
3-pt FG made per game	4.5	4.2
FREE THROWS-ATT	154-258	234-348
Free throw pct	.597	.672
F-Throws made per game	9.6	14.6
REBOUNDS	597	650
Rebounds per game	37.3	40.6
Rebounding margin	-3.3	-
ASSISTS	179	193
Assists per game	11.2	12.1
TURNOVERS	263	250
Turnovers per game	16.4	15.6
Turnover margin	-0.8	-
Assist/turnover ratio	0.7	0.8
STEALS	116	105
Steals per game	7.3	6.6
BLOCKS	48	48
Blocks per game	3.0	3.0
ATTENDANCE	6729	10541
Home games-Avg/Game	8-841	8-1318
Neutral site-Avg/Game	-	0-0

Date	Opponent	Score	Att.
* 01/01/15	at BELMONT	L 39-62	587
* 01/03/15	at Tennessee State	L 55-62	538
* 01-08-15	MOREHEAD STATE	L 59-64	475
* 01-10-15	EASTERN KENTUCKY	L 54-57	615
* 1/14/15	at Jacksonville State	L 34-70	525
* 01-17-15	TENNESSEE TECH	Wot 68-66	1223
* 01-20-15	SIUE	L 48-60	535
* 1/24/15	at UT Martin	L 55-96	2859
* 1/31/15	at Austin Peay	L 62-70	651
* 02/05/15	at Murray St.	L 81-86	4184
* 02-07-15	EASTERN ILLINOIS	W 69-65	525
* 02-11-15	UT MARTIN	L 60-78	1561
* 02-14-15	MURRAY ST.	W 88-66	785
* 2/21/15	at Eastern Illinois	L 48-49	402
* 02/25/15	at SIUE	L 67-78	795
* 02-28-15	AUSTIN PEAY	L 67-72	1010

* - Conference game

Score by Periods	1st	2nd	OT	Totals
Southeast Missouri	424	521	9	954
Opponents	514	580	7	1101



Southeast Missouri State REDHAWKS

2014-15 Results

RECORD:	OVERALL	HOME	AWAY	NEUTRAL
ALL GAMES	10-19	6-7	3-11	1-1
CONFERENCE	3-13	3-5	0-8	0-0
NON-CONFERENCE	7-6	3-2	3-3	1-1

Date	Opponent	Score	Att.	High Points	High Rebounds
11-14-14	ALABAMA A&M	W 66-38	727	(19)HACKMANN, Olivia	(13)BOLLMANN, Erin
11/17/14	at Mizzou	42-88 L	1375	(10)ROBINSON, Jasmine	(6)BOLLMANN, Erin
11-21-14	SAINT LOUIS	56-74 L	1058	(11)BRADSHAW, Allyson	(9)KING, Connor
				(11)MITCHELL, Brianna	
11/25/14	at Ole Miss	57-58 L	881	(11)HACKMANN, Olivia	(11)KING, Connor
				(11)ROBINSON, Jasmine	
11/28/14	at Southern Illinois	62-78 L	674	(15)ROBINSON, Jasmine	(10)KING, Connor
11-30-14	at Bradley	W 70-65	610	(19)ROSADO, Yelena	(10)BOLLMANN, Erin
				(19)ROBINSON, Jasmine	
12-03-14	WESTERN ILLINOIS	62-79 L	1692	(15)BRADSHAW, Allyson	(13)KING, Connor
12/6/14	at Central Arkansas	W 48-46	653	(14)ROBINSON, Jasmine	(12)KING, Connor
12/10/14	at Missouri-Kansas City	W 65-50	223	(13)HACKMANN, Olivia	(8)BOLLMANN, Erin
					(8)ROBINSON, Jasmine
					(8)KING, Connor
12/13/14	^vs Detroit	W 61-51	3410	(18)ROBINSON, Jasmine	(12)ROBINSON, Jasmine
12/14/14	^vs Idaho	62-78 L	3906	(21)BRADSHAW, Allyson	(10)BOLLMANN, Erin
12-21-14	ILLINOIS-SPRINGFIELD	W 73-56	376	(15)HACKMANN, Olivia	(8)LIVELY, Hillary
					(8)KING, Connor
12-30-14	WILLIAM WOODS	W 77-40	554	(14)BOLLMANN, Erin	(13)KING, Connor
01/01/15	*at BELMONT	39-62 L	587	(10)ROBINSON, Jasmine	(14)KING, Connor
01/03/15	*at Tennessee State	55-62 L	538	(17)ROBINSON, Jasmine	(12)KING, Connor
01-08-15	*MOREHEAD STATE	59-64 L	475	(18)HACKMANN, Olivia	(12)KING, Connor
01-10-15	*EASTERN KENTUCKY	54-57 L	615	(13)ROBINSON, Jasmine	(10)BOLLMANN, Erin
					(10)KING, Connor
1/14/15	*at Jacksonville State	34-70 L	525	(8)NOE, Hannah	(8)BOLLMANN, Erin
01-17-15	*TENNESSEE TECH	Wot 68-66	1223	(18)BOLLMANN, Erin	(11)LIVELY, Hillary
01-20-15	*SIUE	48-60 L	535	(14)BOLLMANN, Erin	(7)KING, Connor
					(7)BOLLMANN, Erin
1/24/15	*at UT Martin	55-96 L	2859	(20)BOLLMANN, Erin	(5)BOLLMANN, Erin
1/31/15	*at Austin Peay	62-70 L	651	(13)BOLLMANN, Erin	(10)KING, Connor
				(13)ROBINSON, Jasmine	
02/05/15	*at Murray St.	81-86 L	4184	(24)ROBINSON, Jasmine	(9)BOLLMANN, Erin
02-07-15	*EASTERN ILLINOIS	W 69-65	525	(22)BOLLMANN, Erin	(7)KING, Connor
02-11-15	*UT MARTIN	60-78 L	1561	(18)BRADSHAW, Allyson	(6)BOLLMANN, Erin
02-14-15	*MURRAY ST.	W 88-66	785	(27)ROBINSON, Jasmine	(8)KING, Connor
					(8)ROBINSON, Jasmine
2/21/15	*at Eastern Illinois	48-49 L	402	(20)MITCHELL, Brianna	(8)ROBINSON, Jasmine
					(8)KING, Connor
					(8)BOLLMANN, Erin
02/25/15	*at SIUE	67-78 L	795	(15)BRADSHAW, Allyson	(7)KING, Connor
02-28-15	*AUSTIN PEAY	67-72 L	1010	(17)ROBINSON, Jasmine	(12)ROBINSON, Jasmine

* - Conference game

Attendance Summary	Games	Attend	Avg/Game
Home	13	11136	857
Away	14	14957	1068
Neutral	2	7316	3658
Total	29	33409	1152



2014-15 SEASON REVIEW

2014-15 Game-by-Game

Opponent	Date	Score		Total		3-Pointers		Free throws		Rebounds				pf	a	t/o	blk	stl	pts	avg
				fg-fga	pct	3fg-fga	pct	ft-fa	pct	off	def	tot	avg							
ALABAMA A&M	11-14-14	66-38	W	28-78	.359	5-18	.278	5-12	.417	21	36	57	57.0	17	16	13	2	10	66	66.0
at Mizzou	11/17/14	42-88	L	13-55	.236	7-23	.304	9-19	.474	15	19	34	45.5	21	9	19	1	7	42	54.0
SAINT LOUIS	11-21-14	56-74	L	19-49	.388	5-17	.294	13-23	.565	14	23	37	42.7	21	11	19	2	6	56	54.7
at Ole Miss	11/25/14	57-58	L	21-49	.429	4-10	.400	11-14	.786	12	30	42	42.5	13	13	28	1	12	57	55.2
at Southern Illinois	11/28/14	62-78	L	25-62	.403	2-11	.182	10-18	.556	15	18	33	40.6	18	9	13	3	12	62	56.6
at Bradley	11-30-14	70-65	W	23-42	.548	5-13	.385	19-28	.679	7	29	36	39.8	16	14	17	2	5	70	58.8
WESTERN ILLINOIS	12-03-14	62-79	L	23-67	.343	2-14	.143	14-19	.737	16	23	39	39.7	16	8	12	3	7	62	59.3
at Central Arkansas	12/6/14	48-46	W	19-52	.365	5-13	.385	5-13	.385	10	28	38	39.5	19	8	14	3	7	48	57.9
at Missouri-Kansas City	12/10/14	65-50	W	29-61	.475	3-15	.200	4-9	.444	7	29	36	39.1	19	15	4	4	5	65	58.7
vs Detroit	12/13/14	61-51	W	24-72	.333	4-23	.174	9-15	.600	19	36	55	40.7	14	10	10	7	9	61	58.9
vs Idaho	12/14/14	62-78	L	20-70	.286	6-22	.273	16-18	.889	14	28	42	40.8	17	8	13	2	7	62	59.2
ILLINOIS-SPRINGFIELD	12-21-14	73-56	W	24-55	.436	5-14	.357	20-29	.690	11	22	33	40.2	13	12	11	3	11	73	60.3
WILLIAM WOODS	12-30-14	77-40	W	30-67	.448	5-15	.333	12-22	.545	10	36	46	40.6	17	15	7	5	14	77	61.6
at BELMONT	01/01/15	39-62	L	17-64	.266	1-19	.053	4-10	.400	18	30	48	41.1	12	3	17	6	4	39	60.0
at Tennessee State	01/03/15	55-62	L	23-55	.418	2-12	.167	7-13	.538	12	30	42	41.2	16	7	25	1	5	55	59.7
MOREHEAD STATE	01-08-15	59-64	L	21-70	.300	5-16	.313	12-19	.632	13	27	40	41.1	21	11	10	5	11	59	59.6
EASTERN KENTUCKY	01-10-15	54-57	L	18-47	.383	4-15	.267	14-27	.519	12	31	43	41.2	21	11	19	1	6	54	59.3
at Jacksonville State	1/14/15	34-70	L	14-50	.280	4-15	.267	2-6	.333	9	27	36	40.9	11	9	20	3	4	34	57.9
TENNESSEE TECH	01-17-15	68-66	Wot	22-61	.361	5-18	.278	19-24	.792	15	25	40	40.9	26	16	25	2	9	68	58.4
SIUE	01-20-15	48-60	L	20-61	.328	4-19	.211	4-9	.444	10	22	32	40.5	20	10	9	7	7	48	57.9
at UT Martin	1/24/15	55-96	L	23-51	.451	5-17	.294	4-17	.235	8	12	20	39.5	24	12	22	1	10	55	57.8
at Austin Peay	1/31/15	62-70	L	24-62	.387	6-17	.353	8-15	.533	10	25	35	39.3	22	9	18	4	10	62	58.0
at Murray St.	02/05/15	81-86	L	30-70	.429	5-16	.313	16-22	.727	15	32	47	39.6	24	19	12	4	4	81	59.0
EASTERN ILLINOIS	02-07-15	69-65	W	27-55	.491	8-15	.533	7-16	.438	8	21	29	39.2	17	16	13	2	8	69	59.4
UT MARTIN	02-11-15	60-78	L	24-57	.421	6-18	.333	6-9	.667	9	19	28	38.7	17	11	16	4	7	60	59.4
MURRAY ST.	02-14-15	88-66	W	34-66	.515	4-13	.308	16-25	.640	7	33	40	38.8	24	15	10	2	8	88	60.5
at Eastern Illinois	2/21/15	48-49	L	15-56	.268	1-9	.111	17-23	.739	13	32	45	39.0	19	2	15	2	8	48	60.0
at SIUE	02/25/15	67-78	L	27-64	.422	5-20	.250	8-8	1.000	7	15	22	38.4	21	16	11	2	8	67	60.3
AUSTIN PEAY	02-28-15	67-72	L	25-66	.379	7-20	.350	10-15	.667	20	30	50	38.8	23	12	21	2	7	67	60.5
Southeast Missouri		1755		662-1734	.382	130-467	.278	301-497	.606	357	768	1125	38.8	539	327	443	86	228	1755	60.5
Opponents		1902		715-1729	.414	124-422	.294	348-527	.660	350	832	1182	40.8	492	360	439	87	189	1902	65.6

Games played: 29
Points/game: 60.5
FG Pct: 38.2
3FG Pct: 27.8
FT Pct: 60.6

Rebounds/game: 38.8
Assists/game: 11.3
Turnovers/game: 15.3
Assist/turnover ratio: 0.7
Steals/game: 7.9
Blocks/game: 3.0



Southeast Missouri State REDHAWKS

2014-15 Comparison

Opponent	1st	2nd	Score	Mar	Total FG	FG Pct	3-Pointers	3FG Pct	Free Throws	FT Pct	Rebounds	Assist	T/Over	Block	Steal	Fouls	
ALABAMA A&M	35/22	31/16	66-38	+28	28-78/14-63	.359/.222	5-18/1-18	.278/.056	5-12/9-12	.417/.750	57/50	+7	16/6	13/23	2/1	10/6	17/18
Mizzou	15/44	27/44	42-88	(46)	13-55/35-59	.236/.593	7-23/7-16	.304/.438	9-19/11-20	.474/.550	34/43	(9)	9/19	19/10	1/3	7/11	21/21
SAINT LOUIS	34/33	22/41	56-74	(18)	19-49/30-61	.388/.492	5-17/5-15	.294/.333	13-23/9-13	.565/.692	37/32	+5	11/21	19/14	2/2	6/6	21/22
Ole Miss	23/30	34/28	57-58	(1)	21-49/25-73	.429/.342	4-10/4-19	.400/.211	11-14/4-10	.786/.400	42/40	+2	13/11	28/16	1/3	12/18	13/15
Southern Illinois	37/37	25/41	62-78	(16)	25-62/31-63	.403/.492	2-11/5-14	.182/.357	10-18/11-19	.556/.579	33/45	(12)	9/7	13/14	3/7	12/8	18/15
Bradley	36/24	34/41	70-65	+5	23-42/27-63	.548/.429	5-13/4-17	.385/.235	19-28/7-10	.679/.700	36/27	+9	14/13	17/10	2/1	5/7	16/21
WESTERN ILLINOIS	28/41	34/38	62-79	(17)	23-67/30-62	.343/.484	2-14/7-18	.143/.389	14-19/12-14	.737/.857	39/43	(4)	8/16	12/14	3/4	7/8	16/16
Central Arkansas	21/23	27/23	48-46	+2	19-52/17-54	.365/.315	5-13/1-11	.385/.091	5-13/11-19	.385/.579	38/40	(2)	8/10	14/11	3/3	7/5	19/13
Missouri-Kansas City	30/17	35/33	65-50	+15	29-61/18-54	.475/.333	3-15/7-15	.200/.467	4-9/7-12	.444/.583	36/35	+1	15/5	4/12	4/3	5/0	19/11
Detroit	25/28	36/23	61-51	+10	24-72/21-68	.333/.309	4-23/3-21	.174/.143	9-15/6-12	.600/.500	55/44	+11	10/14	10/12	7/3	9/6	14/16
Idaho	22/35	40/43	62-78	(16)	20-70/30-70	.286/.429	6-22/7-19	.273/.368	16-18/11-12	.889/.917	42/51	(9)	8/24	13/15	2/6	7/7	17/18
ILLINOIS-SPRINGFIELD	42/32	31/24	73-56	+17	24-55/22-53	.436/.415	5-14/5-10	.357/.500	20-29/7-10	.690/.700	33/37	(4)	12/17	11/21	3/0	11/1	13/21
WILLIAM WOODS	36/20	41/20	77-40	+37	30-67/15-62	.448/.242	5-15/1-12	.333/.083	12-22/9-16	.545/.563	46/45	+1	15/4	7/17	5/3	14/1	17/17
BELMONT	21/28	18/34	39-62	(23)	17-64/25-62	.266/.403	1-19/4-18	.053/.222	4-10/8-12	.400/.667	48/42	+6	3/12	17/10	6/4	4/5	12/13
Tennessee State	19/30	36/32	55-62	(7)	23-55/24-63	.418/.381	2-12/2-11	.167/.182	7-13/12-18	.538/.667	42/37	+5	7/6	25/17	1/3	5/10	16/17
MOREHEAD STATE	26/26	33/38	59-64	(5)	21-70/21-54	.300/.389	5-16/0-13	.313/.000	12-19/22-27	.632/.815	40/49	(9)	11/5	10/18	5/6	11/4	21/18
EASTERN KENTUCKY	22/27	32/30	54-57	(3)	18-47/20-52	.383/.385	4-15/4-11	.267/.364	14-27/13-22	.519/.591	43/33	+10	11/10	19/16	1/0	6/7	21/25
Jacksonville State	13/40	21/30	34-70	(36)	14-50/31-67	.280/.463	4-15/7-24	.267/.292	2-6/1-5	.333/.200	36/40	(4)	9/20	20/6	3/4	4/4	11/9
TENNESSEE TECH	37/24	22/35	68-66	+2	22-61/25-49	.361/.510	5-18/2-6	.278/.333	19-24/14-30	.792/.467	40/36	+4	16/10	25/29	2/3	9/10	26/23
SIUE	23/25	25/35	48-60	(12)	20-61/22-55	.328/.400	4-19/3-8	.211/.375	4-9/13-18	.444/.722	32/47	(15)	10/12	9/13	7/2	7/6	20/13
UT Martin	28/48	27/48	55-96	(41)	23-51/37-62	.451/.597	5-17/10-18	.294/.556	4-17/12-18	.235/.667	20/45	(25)	12/21	22/18	1/2	10/14	24/19
Austin Peay	27/38	35/32	62-70	(8)	24-62/26-64	.387/.406	6-17/3-10	.353/.300	8-15/15-20	.533/.750	35/46	(11)	9/15	18/17	4/5	10/6	22/16
Murray St.	29/39	52/47	81-86	(5)	30-70/29-61	.429/.475	5-16/6-15	.313/.400	16-22/22-35	.727/.629	47/42	+5	19/14	12/11	4/1	4/3	24/19
EASTERN ILLINOIS	23/29	46/36	69-65	+4	27-55/25-58	.491/.431	8-15/2-10	.533/.200	7-16/13-18	.438/.722	29/40	(11)	16/17	13/16	2/4	8/7	17/21
UT MARTIN	24/40	36/38	60-78	(18)	24-57/26-57	.421/.456	6-18/6-15	.333/.400	6-9/20-24	.667/.833	28/39	(11)	11/10	16/15	4/0	7/10	17/8
MURRAY ST.	43/29	45/37	88-66	+22	34-66/17-56	.515/.304	4-13/4-21	.308/.190	16-25/28-33	.640/.848	40/40	-	15/7	10/20	2/3	8/3	24/21
Eastern Illinois	18/26	30/23	48-49	(1)	15-56/18-51	.268/.353	1-9/5-14	.111/.357	17-23/8-17	.739/.471	45/38	+7	2/11	15/14	2/8	8/4	19/20
SIUE	34/36	33/42	67-78	(11)	27-64/28-51	.422/.549	5-20/5-8	.250/.625	8-8/17-22	1000/.773	22/40	(18)	16/17	11/18	2/1	8/4	21/10
AUSTIN PEAY	37/29	30/43	67-72	(5)	25-66/26-62	.379/.419	7-20/4-15	.350/.267	10-15/16-29	.667/.552	50/36	+14	12/6	21/12	2/2	7/8	23/16

Note: Game totals are displayed in the format TEAM/OPPONENT for each category

2014-15 Double-Doubles

BOLLMANN, Erin	10 pts, 13 reb; ALABAMA A&M, 11-14-14
BOLLMANN, Erin	10 pts, 10 reb; at Bradley, 11-30-14
BOLLMANN, Erin	14 pts, 11 reb; WILLIAM WOODS, 12-30-14
BOLLMANN, Erin	12 pts, 10 reb; EASTERN KENTUCKY, 01-10-15
BOLLMANN, Erin	18 pts, 10 reb; TENNESSEE TECH, 01-17-15
KING, Connor	12 pts, 12 reb; MOREHEAD STATE, 01-08-15
ROBINSON, Jasmine	18 pts, 12 reb; vs Detroit, 12/13/14
ROBINSON, Jasmine	17 pts, 12 reb; AUSTIN PEAY, 02-28-15



2014-15 SEASON REVIEW

Game One - Southeast Missouri 66, Alabama A&M 38

Nov. 11, 2014 - Huntsville, Ala.

Alabama A&M 38 • 0-1

#	Player	Total		3-Ptr		Rebounds			PF	TP	A			Blk	Stl	Min
		FG	FGA	FG	FGA	Off	Def	Tot			Off	Def	Tot			
13	Martin, Deborah	f	1-4	0-0	0-0	2	2	4	2	2	0	5	0	1	1	19
44	Dixon, Brooke	f	2-9	0-0	2-3	0	5	5	1	6	1	6	0	1	1	30
03	Snowden, Jaylan	g	1-7	0-2	0-0	0	3	3	4	2	1	3	0	2	21	21
05	Strickland, Brittney	g	4-12	1-5	1-1	1	3	4	1	10	1	2	0	0	33	33
12	Sippial, Taylor	g	2-11	0-6	2-2	2	8	10	3	6	2	2	0	1	23	23
02	Sutton, Nashaye		2-6	0-3	0-0	1	2	3	2	4	1	0	0	0	17	17
14	Moffett, Shatterron		0-5	0-1	0-0	1	3	4	3	0	0	1	0	0	25	25
22	Gatson, Alganese		1-3	0-1	1-2	3	4	7	1	3	0	3	0	0	19	19
32	Venson, Bria		1-6	0-0	3-4	3	1	4	1	5	0	1	1	1	13	13
Team						3	3	6								
Totals			14-63	1-18	9-12	16	34	50	18	38	6	23	1	6	200	200
FG % 1st Half: 7-29 24.1% 2nd half: 7-34 20.6% Game: 14-63 22.2%																
3FG % 1st Half: 0-8 0.0% 2nd half: 1-10 10.0% Game: 1-18 5.6%																
FT % 1st Half: 8-10 80.0% 2nd half: 1-2 50.0% Game: 9-12 75.0%																
Deadball Rebounds 0																

Southeast Missouri 66 • 1-0

#	Player	Total		3-Ptr		Rebounds			PF	TP	A			Blk	Stl	Min
		FG	FGA	FG	FGA	Off	Def	Tot			Off	Def	Tot			
21	KING, Connor	f	1-2	0-0	0-0	3	7	10	3	2	1	0	0	1	20	20
00	ROBINSON, Jasmine	f	2-13	1-2	3-4	1	2	3	0	8	3	3	0	2	24	24
05	ROSADO, Yelena	g	3-10	0-0	1-2	1	1	2	1	7	5	2	0	0	20	20
11	BRADSHAW, Allyson	g	0-3	0-2	0-0	1	1	2	2	0	1	3	0	0	15	15
24	HACKMANN, Olivia	g	8-15	2-5	1-3	4	4	8	1	19	2	0	1	4	26	26
01	MITCHELL, Brianna		4-10	0-1	0-2	1	2	3	3	8	1	1	0	0	21	21
10	LUTTRULL, Ashton		1-7	1-5	0-0	0	4	4	2	3	1	1	0	0	12	12
12	BOLLMANN, Erin		5-9	0-0	0-1	3	10	13	2	10	0	0	1	2	27	27
15	LEYHUE, Kaley		0-2	0-0	0-0	1	3	4	1	0	1	1	0	1	9	9
22	JONES, Deja		3-3	0-0	0-0	2	2	4	2	6	1	2	0	0	16	16
25	NOE, Hannah		1-4	1-3	0-0	0	0	0	0	3	0	0	0	0	10	10
Team						4	0	4								
Totals			28-78	5-18	5-12	21	36	57	17	66	16	13	2	10	200	200
FG % 1st Half: 15-47 31.9% 2nd half: 13-31 41.9% Game: 28-78 35.9%																
3FG % 1st Half: 1-10 10.0% 2nd half: 4-8 50.0% Game: 5-18 27.8%																
FT % 1st Half: 4-10 40.0% 2nd half: 1-2 50.0% Game: 5-12 41.7%																
Deadball Rebounds 2																

Officials: Betty Booker-Parks, Amy Imming, Wayne Patterson
Technical fouls: Alabama A&M-None. Southeast Missouri-None.
Attendance: 727
Acting Head Coach Heather Ezell gets her first career win.

Score by periods	1st	2nd	Total
Alabama A&M	22	16	38
Southeast Missouri	35	31	66

Points	In	Off	2nd	Fast	Bench
AAMU	Paint	T/O	Chance	Break	
SEMO	12	5	4	12	30
	20	13	12		

Last FG - AAMU 2nd-00:26, SEMO 2nd-01:19.
Largest lead - AAMU None, SEMO by 30 2nd-01:19.
AAMU led for 00:00. SEMO led for 39:38. Game was tied for 00:22.

Score tied - 0 times.
Lead changed - 0 times.

Game Three - Saint Louis 74, Southeast Missouri 56

Nov. 21, 2014 - Cape Girardeau, Mo.

Saint Louis 74 • 2-1

#	Player	Total		3-Ptr		Rebounds			PF	TP	A			Blk	Stl	Min
		FG	FGA	FG	FGA	Off	Def	Tot			Off	Def	Tot			
12	JAKUBICEK, Olivia	f	6-7	1-1	1-1	1	2	3	4	14	4	3	0	0	31	31
33	NELSON, Erin	f	6-9	0-2	1-1	2	2	4	1	13	0	3	0	2	24	24
34	WOMACK, Denisha	f	6-10	3-4	1-3	0	2	2	1	16	3	1	0	0	26	26
03	KEMPH, Jackie	g	2-5	0-3	2-2	0	0	0	4	6	4	1	1	1	28	28
11	PRICE, Jamesia	g	1-9	0-2	0-1	1	4	5	3	2	6	2	0	0	35	35
01	GRAY, Briana		0-0	0-0	0-0	0	0	0	0	0	0	0	0	0	0+	0+
10	VLIET, Jenny		1-4	1-3	0-0	1	3	4	2	3	1	0	0	0	18	18
22	BALL, Desirae		1-4	0-0	2-2	0	1	1	1	4	2	3	0	0	15	15
40	STIPANOWICH, Sadie		6-12	0-0	2-3	4	3	7	4	14	1	0	1	2	19	19
42	GITS, Maddison		1-1	0-0	0-0	1	0	1	2	2	0	1	0	0	3	3
55	SHIPMAN, Shea		0-0	0-0	0-0	0	1	1	0	0	0	0	0	0	1	1
Team						2	2	4								
Totals			30-61	5-15	9-13	12	20	32	22	74	21	14	2	6	200	200
FG % 1st Half: 15-32 46.9% 2nd half: 15-29 51.7% Game: 30-61 49.2%																
3FG % 1st Half: 1-5 20.0% 2nd half: 4-10 40.0% Game: 5-15 33.3%																
FT % 1st Half: 2-5 40.0% 2nd half: 7-8 87.5% Game: 9-13 69.2%																
Deadball Rebounds 0																

Southeast Missouri 56 • 1-2

#	Player	Total		3-Ptr		Rebounds			PF	TP	A			Blk	Stl	Min
		FG	FGA	FG	FGA	Off	Def	Tot			Off	Def	Tot			
03	LIVELY, Hillary	f	1-2	0-0	2-2	2	2	4	5	4	0	4	0	0	20	20
21	KING, Connor	f	0-2	0-0	1-3	3	6	9	2	1	0	0	0	0	28	28
00	ROBINSON, Jasmine	g	2-7	0-0	0-0	0	2	2	2	4	2	2	0	1	24	24
05	ROSADO, Yelena	g	2-5	0-1	0-1	0	1	1	2	4	0	1	0	0	17	17
24	HACKMANN, Olivia	g	2-7	1-3	0-0	1	1	2	2	5	2	4	0	1	22	22
01	MITCHELL, Brianna		3-6	2-4	3-4	0	0	0	2	11	4	3	0	1	23	23
10	LUTTRULL, Ashton		1-4	1-2	1-2	0	1	1	0	4	1	0	1	1	8	8
11	BRADSHAW, Allyson		4-9	1-6	2-4	1	1	2	2	11	2	4	0	1	23	23
12	BOLLMANN, Erin		3-5	0-1	0-1	1	2	3	2	6	0	0	1	1	20	20
15	LEYHUE, Kaley		0-0	0-0	0-0	0	0	0	0	0	0	0	0	0	2	2
22	JONES, Deja		1-2	0-0	2-4	4	4	8	1	4	0	0	0	0	10	10
25	NOE, Hannah		0-0	0-0	2-2	0	0	0	1	2	0	0	0	0	3	3
Team						2	3	5								
Totals			19-49	5-17	13-23	14	23	37	21	56	11	19	2	6	200	200
FG % 1st Half: 14-29 48.3% 2nd half: 5-20 25.0% Game: 19-49 38.8%																
3FG % 1st Half: 2-7 28.6% 2nd half: 3-10 30.0% Game: 5-17 29.4%																
FT % 1st Half: 4-6 66.7% 2nd half: 9-17 52.9% Game: 13-23 56.5%																
Deadball Rebounds 6																

Officials: Eric Baker, Ty Bills, Missy Brooks
Technical fouls: Saint Louis-None. Southeast Missouri-None.
Attendance: 1058

Score by periods	1st	2nd	Total
Saint Louis	33	41	74
Southeast Missouri	34	22	56

Points	In	Off	2nd	Fast	Bench
SLU	Paint	T/O	Chance	Break	
SEMO	42	17	11	4	23
	16	4	12	0	38

Last FG - SLU 2nd-02:55, SEMO 2nd-03:36.
Largest lead - SLU by 21 2nd-05:49, SEMO by 8 1st-12:23.
SLU led for 19:19. SEMO led for 14:49. Game was tied for 05:26.

Score tied - 8 times.
Lead changed - 2 times.

Game Two - Missouri 88, Southeast Missouri 42

Nov. 17, 2014 - Columbia, Mo.

Southeast Missouri 42 • 1-1

#	Player	Total		3-Ptr		Rebounds			PF	TP	A			Blk	Stl
---	--------	-------	--	-------	--	----------	--	--	----	----	---	--	--	-----	-----



Southeast Missouri State REDHAWKS

Game Five - Southern Illinois 78, Southeast Missouri 62

Nov. 28, 2014 - Carbondale, Ill.

Southeast Missouri 62 • 1-4, 0-0 OVC

#	Player	Total		3-Ptr		Rebounds		PF	TP	A	TO	Bk	Stl	Min
		FG-FGA	FG-FGA	FT-FTA	Off Def Tot	PF	TP							
03	LIVELY, Hillary	f	2-3	0-0	1-2	3	2	5	3	0	1	0	0	21
21	KING, Connor	f	4-8	0-1	1-2	6	4	10	2	9	0	1	2	32
00	ROBINSON, Jasmine	g	5-11	0-1	5-7	2	2	4	3	15	3	1	0	31
05	ROSADO, Yelena	g	5-12	0-1	1-2	0	0	0	2	11	3	0	0	27
04	HACKMANN, Olivia	g	1-11	0-1	0-0	1	1	2	0	2	0	1	1	23
21	MITCHELL, Brianna	g	2-5	1-2	1-2	0	1	1	1	6	2	3	0	15
10	LUTTRULL, Ashton	g	0-0	0-0	0-0	0	0	0	0	0	0	0	0	3
11	BRADSHAW, Allyson	g	2-7	1-5	1-3	0	1	1	2	6	1	4	0	17
12	BOLLMANN, Erin	g	4-5	0-0	0-0	2	4	6	3	8	0	0	0	27
15	LEYHUE, Kaley	g	0-0	0-0	0-0	0	0	0	1	0	0	1	0	1
22	JONES, Deja	g	0-0	0-0	0-0	0	0	0	1	0	0	0	0	1
25	NOE, Hannah	g	0-0	0-0	0-0	0	0	0	0	0	1	0	0	2
Team					1	3	4							
Totals			25-62	2-11	10-18	15	18	33	18	62	9	13	3	200

FG % 1st Half: 15-31 48.4% 2nd half: 10-31 32.3% Game: 25-62 40.3%
3FG % 1st Half: 2-4 50.0% 2nd half: 0-7 0.0% Game: 2-11 18.2%
FT % 1st Half: 5-9 55.6% 2nd half: 5-9 55.6% Game: 10-18 55.6%

Southern Illinois 78 • 3-1, 0-0 MVC

#	Player	Total		3-Ptr		Rebounds		PF	TP	A	TO	Bk	Stl	Min
		FG-FGA	FG-FGA	FT-FTA	Off Def Tot	PF	TP							
00	Pierre,Dyana	f	4-9	0-0	1-6	6	3	9	3	9	1	1	1	23
33	Washington,Azia	f	5-12	0-2	1-1	3	8	11	1	11	1	4	1	31
10	MacKlin,Cartaesha	g	6-9	0-0	2-2	3	4	7	3	14	1	2	0	27
13	Napier,Rishonda	g	7-15	1-4	6-7	2	2	4	0	21	0	2	0	36
32	Gibelhausen, Kylie	g	4-7	1-7	0-0	0	3	3	2	12	2	2	5	33
02	Stephenson,Blair	g	0-0	0-0	1-3	0	1	1	1	1	0	0	0	11
03	Haynes,Ariel	g	1-3	0-0	0-0	3	0	3	1	2	0	0	0	2
05	Shores,Hannah	g	0-0	0-0	0-0	0	0	0	0	0	0	0	0	3
12	Griffin,Mercedes	g	1-2	0-1	0-0	0	0	0	3	2	1	0	0	11
24	Nebo,Kim	g	2-3	0-0	0-0	2	4	6	0	4	0	0	0	18
35	VanHyfte,Celina	g	1-2	0-0	0-0	0	0	0	0	2	0	0	0	3
40	Corrigan,Carlie	g	0-1	0-0	0-0	0	0	0	0	0	0	1	0	2
Team					0	1	1							
Totals			31-63	5-14	11-19	19	26	45	15	78	7	14	7	200

FG % 1st Half: 16-33 48.5% 2nd half: 15-30 50.0% Game: 31-63 49.2%
3FG % 1st Half: 2-6 33.3% 2nd half: 3-8 37.5% Game: 5-14 35.7%
FT % 1st Half: 3-5 60.0% 2nd half: 8-14 57.1% Game: 11-19 57.9%

Officials: Tim Daley, Alycia Dukes, Trey Miles
Technical fouls: Southeast Missouri-None. Southern Illinois-None.
Attendance: 674

Score by periods	1st	2nd	Total
Southeast Missouri	37	25	62
Southern Illinois	37	41	78

Points	In	Off	2nd	Fast	Bench
SEMO	40	10	16	6	20
SIU	40	19	13	6	11

Last FG - SEMO 2nd-01:29, SIU 2nd-00:51.
Largest lead - SEMO by 6 1st-12:40, SIU by 16 2nd-00:34.
SEMO led for 13:15. SIU led for 22:11. Game was tied for 04:34.

Score tied - 6 times.
Lead changed - 5 times.

Game Seven - Western Illinois 79, Southeast Missouri 62

Dec. 3, 2014 - Cape Girardeau, Mo.

Western Illinois 79 • 4-3

#	Player	Total		3-Ptr		Rebounds		PF	TP	A	TO	Bk	Stl	Min
		FG-FGA	FG-FGA	FT-FTA	Off Def Tot	PF	TP							
05	Ashley Luke	f	10-18	0-0	4-5	3	3	6	4	24	0	4	2	27
44	Sophie Reichelt	f	3-9	0-3	0-0	1	6	7	1	6	1	1	1	21
14	Michelle Maher	g	4-8	2-3	0-0	1	3	4	2	10	3	1	0	29
21	Tori Niemann	g	3-6	0-1	3-4	2	3	5	1	9	3	3	0	27
04	Krystal Corbin	g	0-5	0-3	0-0	2	1	3	4	0	1	1	0	12
04	Ciera Marlow	g	0-0	0-0	0-0	0	0	0	0	0	0	0	0	1
10	Mallory Boyle	g	0-1	0-0	0-0	2	2	2	0	0	0	0	0	12
12	Faith Lois	g	1-2	0-1	1-1	0	2	2	0	3	1	0	0	16
15	Emily Clemens	g	0-1	0-0	2-2	0	1	1	0	2	5	3	0	17
22	Michelle Farrow	g	3-5	3-4	2-2	0	3	3	1	11	1	1	1	18
25	Liz Skotowski	g	2-3	2-3	0-0	0	1	1	1	6	0	0	0	8
32	Paige Harmon	g	0-0	0-0	0-0	0	0	0	0	0	0	0	0	3
42	Jenna Mueller	g	4-4	0-0	0-0	0	4	4	0	8	0	0	0	9
Team					2	3	5							
Totals			30-62	7-18	12-14	11	32	43	16	79	16	14	4	200

FG % 1st Half: 15-35 42.9% 2nd half: 15-27 55.6% Game: 30-62 48.4%
3FG % 1st Half: 3-10 30.0% 2nd half: 4-8 50.0% Game: 7-18 38.9%
FT % 1st Half: 8-9 88.9% 2nd half: 4-5 80.0% Game: 12-14 85.7%

Southeast Missouri 62 • 2-5

#	Player	Total		3-Ptr		Rebounds		PF	TP	A	TO	Bk	Stl	Min
		FG-FGA	FG-FGA	FT-FTA	Off Def Tot	PF	TP							
03	LIVELY, Hillary	f	1-5	0-0	0-0	2	2	4	1	2	0	0	0	20
21	KING, Connor	f	3-6	0-1	3-4	4	9	13	3	9	0	2	1	34
00	ROBINSON, Jasmine	g	4-14	0-1	4-4	2	3	5	3	12	3	5	0	29
05	ROSADO, Yelena	g	2-5	0-0	2-5	0	1	1	0	6	1	3	0	20
24	HACKMANN, Olivia	g	2-10	0-2	0-0	0	2	2	1	4	1	1	1	24
04	MITCHELL, Brianna	g	4-10	0-2	2-2	0	2	2	1	10	2	1	0	11
10	LUTTRULL, Ashton	g	0-1	0-1	0-0	0	1	1	0	0	0	0	0	6
11	BRADSHAW, Allyson	g	6-9	2-5	1-2	1	2	3	3	15	0	0	0	23
12	BOLLMANN, Erin	g	1-5	0-1	0-0	3	1	4	3	2	1	0	1	17
15	LEYHUE, Kaley	g	0-1	0-0	0-0	0	0	0	0	0	0	0	0	1
22	JONES, Deja	g	0-1	0-0	0-0	1	0	1	1	0	0	0	0	3
25	NOE, Hannah	g	0-0	0-0	2-2	0	0	0	0	2	0	0	0	3
Team					3	0	3							
Totals			23-67	2-14	14-19	16	23	39	16	62	8	12	3	200

FG % 1st Half: 13-35 37.1% 2nd half: 10-32 31.3% Game: 23-67 34.3%
3FG % 1st Half: 0-3 0.0% 2nd half: 2-11 18.2% Game: 2-14 14.3%
FT % 1st Half: 2-5 40.0% 2nd half: 12-14 85.7% Game: 14-19 73.7%

Officials: Shane Bennett, Mark Gines, Doug Klenc
Technical fouls: Western Illinois-None. Southeast Missouri-None.
Attendance: 1692

Score by periods	1st	2nd	Total
Western Illinois	41	38	79
Southeast Missouri	28	34	62

Points	In	Off	2nd	Fast	Bench
WIU	38	11	6	4	30
SEMO	20	7	10	0	29

Last FG - WIU 2nd-00:39, SEMO 2nd-01:43.
Largest lead - WIU by 18 2nd-09:40, SEMO None.
WIU led for 38:32. SEMO led for 00:00. Game was tied for 01:28.

Score tied - 0 times.
Lead changed - 0 times.

Game Six - Southeast Missouri 70, Bradley 65

Nov. 30, 2014 - Peoria, Ill.

Southeast Missouri 70 • 2-4

#	Player	Total		3-Ptr		Rebounds		PF	TP	A	TO	Bk	Stl	Min
		FG-FGA	FG-FGA	FT-FTA	Off Def Tot	PF	TP							
03	LIVELY, Hillary	f	2-2	0-0	2-2	1	5	6	3	6	1	0	0	21
21	KING, Connor	f	1-3	0-0	2-4	1	5	6	2	4	0	3	0	26
00	ROBINSON, Jasmine	g	6-9	1-1	6-12	1	3	4	2	19	5	5	0	32
05	ROSADO, Yelena	g	5-7	2-2	7-8	0	1	1	3	19	2	3	0	30
24	HACKMANN, Olivia	g	1-4	0-1	2-2	0	5	5	0	4	0	1	0	17
04	MITCHELL, Brianna	g	0-2	0-1	0-0	0	0	0	1	0	2	2	0	11
10	LUTTRULL, Ashton	g	0-1	0-1	0-0	0	0	0	0	0	0	0	0	1
11	BRADSHAW, Allyson	g	3-8	2-7	0-0	0	2	2	3	8	4	1	0	32
12	BOLLMANN, Erin	g	5-6	0-0	0-0	4	6	10	2	10	0	1	2	30
Team					0	2	2							
Totals			23-42	5-13	19-28	7	29	36	16	70	14	17	2	200

FG % 1st Half: 14-25 56.0% 2nd half: 9-17 52.9% Game: 23-42 54.8%
3FG % 1st Half: 3-8 37.5% 2nd half: 2-5 40.0% Game: 5-13 38.5%
FT % 1st Half: 5-8 62.5% 2nd half: 14-20 70.0% Game: 19-28 67.9%

Bradley 65 • 0-6

#	Player	FG	Total	3-Ptr	Off	Def	Total	PF	TP	A	TO	Bk	Stl	Min
			FGA	FTA										
23	Lerma, Leti	f	9-12	0-1	3-4	0	4	4	3	21	1	2	0	34
33	Schlueter, Anneke	f	3-11	1-7	0-0	1	2	3	1	7	1	3	0	28
01	Young, Michelle	g	4-8	1-2	2-2	1	1	2	5	11	4	2	0	27
12	Vine, Fantasia	g	1-9	0-2	0-0	1	3	4	2	1	0	0	0	26
24	Kendall, Sameia	g	4-9	0-2	0-0	0	4	4	8	3	1	0	2	38
00	Brewer, Danielle		0-0	0-0	0-0	0	1	1	1	0	0	0	0	6
04	Reed, Charnelle		5-10	2-3	0-0	2	1	3	2	12	0	0	0	3
20	Van Cleave, Haley		1-4	0-0	2-3	1	2	1	4	0	0	1	1	17
32	Sellamuth, Madison		0-0	0-0	0-0	0	0	0	0	1	0	0	0	1
	Team				4	0	4				1			
	Totals		27-63	4-17	7-10	10	17	27	21	65	13	1	2	200

2014-15 SEASON REVIEW

Game Nine - Southeast Missouri 65, Missouri-Kansas City 50 Dec. 10, 2014 - Kansas City, Mo.

Southeast Missouri 65 • 4-5

#	Player		Total		3-Ptr		Rebounds			PF	TP	A To Blk Stl				Min
			FG-FGA	FG-FGA	FT-FTA	Off	Def	Total	A			To	Blk	Stl		
03	LIVELY, Hillary	f	2-3	0-0	0-0	0	0	0	2	4	0	1	0	0	0	15
21	KING, Connor	f	2-2	0-0	1-1	4	4	8	2	5	0	0	0	0	1	18
00	ROBINSON, Jasmine	g	5-8	0-1	0-2	0	8	8	2	10	0	2	0	0	0	32
05	ROSADO, Yelena	g	3-10	0-2	2-2	1	1	2	2	8	1	0	0	1	0	23
11	BRADSHAW, Allyson	g	1-7	0-2	0-0	0	0	0	2	2	3	0	0	0	0	25
01	MITCHELL, Brianna		4-7	1-3	1-2	0	1	1	2	10	2	1	0	0	0	17
10	LUTTRULL, Ashton		1-3	1-3	0-0	0	1	1	2	3	7	0	0	0	0	16
12	BOLLMANN, Erin		4-11	0-2	0-2	2	6	8	4	8	2	0	1	1	1	6
15	LEYHUE, Kaley		0-0	0-0	0-0	0	1	1	0	0	0	0	0	0	0	3
22	JONES, Deja		1-2	0-0	0-0	0	0	0	0	2	0	0	0	0	0	3
24	HACKMANN, Olivia		6-8	1-2	0-0	0	6	6	1	13	0	0	3	2	2	22
25	NOE, Hannah		0-0	0-0	0-0	0	0	0	0	0	0	0	0	0	0	5
	Team					0	1	1								
Totals			29-61	3-15	4-9	7	29	36	19	65	15	4	4	5	200	

FG % 1st Half: 13-31 41.9% 2nd half: 16-30 53.3% Game: 29-61 47.5%
3FG % 1st Half: 3-9 33.3% 2nd half: 0-6 0.0% Game: 3-15 20.0%
FT % 1st Half: 1-1 100.0 2nd half: 3-8 37.5% Game: 4-9 44.4%

Deadball
Rebounds
3,1

Missouri-Kansas City 50 • 2-7

#	Player	Total		3-Ptr		Rebounds			PF	TP	A To Blk Stl				Min
		FG-FGA	FG-FGA	FT-FTA	FT-FTA	Off Def Tot	PF	TP			A To Blk Stl				
13	Leathers, Taylor	f	5-10	2-4	0-1	2	4	6	2	12	0	1	1	0	27
22	Waldron, Samantha	f	2-7	1-4	0-0	1	1	2	3	5	0	1	1	0	36
10	Washington, Aries	g	2-11	0-0	4-6	2	3	5	2	8	2	3	0	0	30
15	Roof, Chandler		2-5	0-1	1-2	1	6	7	1	5	2	2	2	0	35
20	White, Calli	g	6-14	4-6	2-2	0	4	4	1	18	0	2	0	0	40
12	Hardiek, Lexis	g	0-0	0-0	0-0	0	0	0	0	0	0	0	0	0	4
21	Mitchell, Grace		0-1	0-0	0-0	1	1	2	1	0	0	1	1	0	11
32	Law, Kiana		1-5	0-0	0-1	1	6	7	1	2	1	0	0	0	15
41	Husa, Paige		0-1	0-0	0-0	0	0	0	0	0	0	1	0	0	2
Team						1	1	2				1			
Totals			18-54	7-15	7-12	9	26	35	11	50	5	12	3	0	200

FG % 1st Half: 4-22 18.2% 2nd half: 14-32 43.8% Game: 18-54 33.3%
3FG % 1st Half: 2-6 33.3% 2nd half: 5-9 55.6% Game: 7-15 46.7%
FT % 1st Half: 1-1 63.6% 2nd half: 0-1 0.0% Game: 7-12 58.3%

Deadball
Rebounds
2,1

Officials: Jeff Stromgren, Marc Merritt, Troy Ramey

Technical fouls: Southeast Missouri-None. Missouri-Kansas City-None.

Attendance: 223

Score by periods	1st	2nd	Total
Southeast Missouri	30	35	65
Missouri-Kansas City	17	33	50

	In	Off	2nd	Fast
Points	Paint	T/O	Chance	Break
SEMO	38	11	11	4
UMKC	20	2	8	2

Last FG - SEMO 2nd-00:31, UMKC 2nd-00:26.
Largest lead - SEMO by 21 2nd-04:03, UMKC by 1 1st-16:55.
SEMO led for 37:53. UMKC led for 00:28. Game was tied for 01:39.

Score tied - 1 time.
Lead changed - 2 times.

Game 11 - Idaho 78, Southeast Missouri 62 Dec. 14, 2014 - Toledo, Ohio

Idaho 78 • 5-5

#	Player		Total		3-Ptr		Rebounds			PF	TP	A To Blk Stl				Min
			FG-FGA	FG-FGA	FT-FTA	Off	Def	Tot	A			To	Blk	Stl		
04	REILLY, Brooke	f	2-5	1-1	0-0	1	3	4	2	5	0	1	0	0	12	
13	FORDE, Ali	f	8-14	0-1	1-2	2	8	10	3	17	2	4	3	0	28	
01	SALVATORE, Christina	g	3-11	2-5	0-0	2	8	10	2	8	2	1	0	2	30	
10	BARB, Stacey	g	7-16	1-3	2-2	2	5	7	3	17	2	5	0	0	29	
35	BALLESTERO, Connie	g	2-5	1-4	0-0	0	2	2	0	5	8	1	1	0	31	
02	WILSON, Karlee	g	0-2	0-0	0-0	0	2	2	1	0	5	4	1	1	14	
11	CORRIGAN, Tayla	g	1-1	0-0	0-0	0	2	2	3	2	3	2	1	0	10	
12	SOLO, Nejra	g	1-2	0-0	0-0	0	0	0	0	2	0	0	0	0	3	
14	AUSTGULEN, Maren	g	0-0	0-0	0-0	0	0	0	0	0	0	0	0	0	5	
22	KRAUSE, Bethany	g	1-2	1-1	0-0	0	0	0	1	3	0	0	0	0	15	
23	MOKRZYCKI, Renae	g	0-1	0-0	0-0	0	0	0	0	1	0	0	0	0	2	
31	MCCORKELL, Geraldine	g	5-10	1-3	8-8	2	5	7	2	19	2	0	0	0	19	
32	TRUJILLO, Aqueada	g	0-1	0-1	0-0	0	0	0	0	0	0	0	0	1	2	
Team						4	3	7								
Totals			30-70	7-19	11-12	13	38	51	18	78	24	15	6	7	200	

FG % 1st Half: 14-31 45.2% 2nd half: 16-39 41.0% Game: 30-70 42.9%
3FG % 1st Half: 4-9 44.4% 2nd half: 3-10 30.0% Game: 7-19 36.8%
FT % 1st Half: 3-4 75.0% 2nd half: 8-8 100.0 Game: 11-12 91.7%

Deadball
Rebounds
0

Southeast Missouri 62 • 5-6

#	Player		Total		3-Ptr		Rebounds			PF	TP	A To Blk Stl				Min	
			FG	FGA	FG	FGA	FT	FTA	Off			Def	Tot	A	To		Blk
03	LIVELY, Hillary	f	2-3	0-0	4-4		2	5	7	4	8	1	1	0	0	0	25
21	KING, Connor	f	0-6	0-1	0-0		5	2	7	2	0	0	1	1	0	0	23
00	ROBINSON, Jasmine	g	3-9	0-1	2-2		1	3	4	4	8	2	4	0	0	1	28
05	ROSADO, Yelena	g	1-6	0-0	0-0		0	4	4	1	2	0	4	0	0	0	18
11	BRADSHAW, Allyson	g	6-15	4-9	5-5		1	3	4	2	21	1	1	0	0	0	24
01	MITCHELL, Brianna	g	5-12	0-3	0-1		0	1	1	1	10	3	0	0	0	1	24
10	LUTTRULL, Ashton		0-1	0-0	1-2		0	0	0	0	1	0	0	0	0	0	3
12	BOLLMANN, Erin		1-8	1-3	2-2		3	7	10	2	5	0	0	0	0	3	25
15	LEYHUE, Kaley		0-0	0-0	2-2		0	0	0	0	0	2	0	1	0	0	5
22	JONES, Deja		0-0	0-0	0-0		0	0	0	0	0	0	0	0	0	1	3
24	HACKMANN, Olivia		1-9	1-5	0-0		0	1	1	3	0	0	1	1	1	1	18
25	NOE, Hannah		1-1	0-0	0-0		0	0	0	0	2	1	0	0	0	0	4
Team							2	2	4								
Totals			20-70	6-22	16-18		14	28	42	17	62	8	13	2	7	200	

FG % 1st Half: 6-38 15.8% 2nd half: 14-32 43.8% Game: 20-70 28.6%
3FG % 1st Half: 4-9 44.4% 2nd half: 5-12 41.7% Game: 6-22 27.3%
FT % 1st Half: 9-10 90.0% 2nd half: 7-8 87.5% Game: 16-18 88.9%

Deadball
Rebounds
0

Officials: David Stewart, Brad Maxey, Linda Miles

Technical fouls: Idaho-None. Southeast Missouri-None.

Attendance: 3906

Third Game at Third-Annual Glass City Classic

Score by periods	1st	2nd	Total
Idaho	35	43	78
Southeast Missouri	22	40	62

	In	Off	2nd	Fast
Points	Paint	T/O	Chance	Break
UI	44	14	10	2
SEMO	18	2	6	4

Last FG - UI 2nd-00:54, SEMO 2nd-00:09.
Largest lead - UI by 20 2nd-02:38, SEMO None.
UI led for 39:31. SEMO led for 00:00. Game was tied for 00:29.

Score tied - 0 times.
Lead changed - 0 times.

Game 10 - Southeast Missouri 61, Detroit 51 Dec. 13, 2014 - Toledo, Ohio

Southeast Missouri 61 • 5-5

#	Player		Total		3-Ptr		Rebounds			PF	TP	A To Blk Stl				Min
			FG-FGA	FG-FGA	FT-FTA	Off	Def	Tot								
21	KING, Connor	f	1-1	0-0	2-2	2	2	4	1	4	0	2	2	1	1	18
00	ROBINSON, Jasmine	g	7-20	0-1	4-5	4	8	12	3	18	1	0	0	1	1	32
05	ROSADO, Yelena	g	1-3	0-1	0-0	0	0	0	2	2	0	1	0	0	0	11
11	BRADSHAW, Allyson	g	5-14	2-9	1-1	2	4	6	2	13	1	1	1	1	1	33
24	HACKMANN, Olivia	g	3-8	0-2	0-0	0	8	8	1	6	1	1	2	2	2	30
01	MITCHELL, Brianna	g	3-11	0-3	2-5	0	6	6	1	8	6	2	0	0	2	33
03	LIVELY, Hillary	g	0-0	0-0	0-0	2	1	3	1	0	0	2	0	0	0	6
10	LUTTRULL, Ashton	g	0-3	0-2	0-0	0	2	2	1	0	0	0	0	0	1	8
12	BOLLMANN, Erin	g	2-6	0-1	0-2	5	2	7	2	4	1	1	1	1	1	17
15	LEYHUE, Kaley	g	2-6	2-4	0-0	2	2	4	0	6	0	0	0	0	0	10
25	NOE, Hannah	g	0-0	0-0	0-0	0	0	0	0	0	0	0	0	0	0	2
Team			24-72	4-23	9-15	2	1	3	14	61	10	10	7	9	200	

FG % 1st Half: 10-39 25.6% 2nd half: 14-33 42.4% Game: 24-72 33.3%
3FG % 1st Half: 3-15 20.0% 2nd half: 1-8 12.5% Game: 4-23 17.4%
FT % 1st Half: 2-2 100.0 2nd half: 7-13 53.8% Game: 9-15 60.0%



Southeast Missouri State REDHAWKS

Game 13 - Southeast Missouri 77, William Woods 40

Dec. 30, 2014 - Cape Girardeau, Mo.

William Woods 40 • 8-3

#	Player		Total		3-Ptr		Rebounds		PF	TP	A	TO	Bk	Stl	Min
			FG-FGA	FG-FGA	FT-FTA	Off	Def	Tot							
25	LATEJU, Nia	f	5-15	0-3	1-6	4	5	9	2	11	1	2	0	0	29
00	VOLKART, Kennedy	t	0-9	0-0	0-0	3	4	7	1	0	0	2	2	0	23
03	RICE, Demisha	c	3-5	1-2	0-0	1	3	4	1	7	0	2	0	0	20
22	FRENCH, Blake	g	2-4	0-0	0-0	0	3	0	4	0	0	1	0	0	28
22	WEBB, Marissa	g	1-11	0-3	4-6	0	4	4	3	6	0	0	0	1	25
04	STENSRUD, Destani		1-4	0-1	2-2	0	1	1	2	4	1	5	0	0	20
10	VERNATTI, Kendra		0-1	0-1	0-0	0	0	0	0	0	0	1	0	0	5
12	WELLS, Julia		1-3	0-0	0-0	1	7	8	3	2	1	2	0	0	21
14	LANE, Karinne		0-0	0-0	2-2	1	0	1	0	2	0	0	0	0	2
24	JONES, Veronica		0-0	0-0	0-0	0	0	0	0	0	0	1	0	0	2
22	WADE, Grace		1-5	0-0	0-0	0	1	1	1	2	0	2	0	0	11
33	CORNELIUS, Lindsey		0-0	0-0	0-0	0	1	1	0	0	0	0	1	0	6
41	STEWART, Paige		1-5	0-2	0-0	2	0	2	4	2	0	0	0	0	8
Team						1	3	4							

FG % 1st Half: 9-34 26.5% 2nd half: 6-28 21.4% Game: 15-62 24.2%
3FG % 1st Half: 1-5 20.0% 2nd half: 0-7 0.0% Game: 1-12 8.3%
FT % 1st Half: 1-4 25.0% 2nd half: 8-12 66.7% Game: 9-16 56.3%

Southeast Missouri 77 • 7-6

#	Player	Total		3-Ptr		Rebounds		PF	TP	A	TO	Bk	Stl	Min	
		FG-FGA	FG-FGA	FT-FTA	Off	Def	Total								
03	LIVELY, Hillary	f	5-8	0-0	1-2	1	2	3	11	3	2	0	1	29	
21	KING, Connor		3-4	0-0	0-0	1	12	13	2	6	0	1	4	27	
00	ROBINSON, Jasmine	g	6-14	0-1	1-3	1	3	4	1	13	2	1	0	23	
05	ROSADO, Yelena	g	1-4	0-0	2-4	0	2	2	3	4	2	0	0	18	
11	BRADSHAW, Allyson		2-6	1-3	0-0	0	0	0	3	5	1	0	1	13	
01	MITCHELL, Brianna		2-8	0-1	1-2	3	1	4	0	5	4	0	0	20	
12	BOLLMANN, Erin		5-7	1-2	3-5	2	9	11	3	14	0	1	0	25	
15	LEYHUE, Kaley		0-3	0-2	2-2	0	3	3	1	2	0	0	0	10	
24	HACKMANN, Olivia		4-9	1-2	2-4	1	1	2	0	11	1	0	0	21	
25	NOE, Hannah		2-4	2-4	0-0	0	0	0	1	6	2	2	0	14	
Team						1	3	4							
Totals			30-67	5-15	12-22	10	36	46	17	77	15	7	5	14	200

FG % 1st Half: 13-33 39.4% 2nd half: 17-34 50.0% Game: 30-67 44.8%
3FG % 1st Half: 2-7 28.6% 2nd half: 3-8 37.5% Game: 5-15 33.3%
FT % 1st Half: 8-16 50.0% 2nd half: 4-6 66.7% Game: 12-22 54.5%

Officials: Kerry Winders, Amy Imming, Phillip Teer
Technical fouls: William Woods-None. Southeast Missouri-None.
Attendance: 554

Score by periods	1st	2nd	Total
William Woods	20	20	40
Southeast Missouri	36	41	77

	In	Off	2nd	Fast	Bench
Points	Paint	T/O	Chance	Break	
William Woods	20	22	0	10	0
Southeast Missouri	32	28	15	12	38

Last FG - WWU 2nd-01:17, SEMO 2nd-01:34.
Largest lead - WWU None, SEMO by 39 2nd-01:34.
WWU led for 00:00, SEMO led for 37:22. Game was tied for 02:38.

Score tied - 2 times.
Lead changed - 0 times.

Game 15 - Tennessee State 62, Southeast Missouri 55

Jan. 3, 2015 - Nashville, Tenn.

Southeast Missouri 55 • (7-8, 0-2 OVC)

#	Player		Total		3-Ptr		Rebounds		PF	TP	A	TO	Bk	Stl	Min
			FG-FA	FG	FT-FTA	FT	Off	Def							
03	LIVELY, Hillary	f	1-5	0-0	0-0	2	4	6	3	2	1	3	0	2	26
21	KING, Connor	f	4-7	0-0	0-2	4	8	12	2	8	0	3	0	0	30
00	ROBINSON, Jasmine	g	6-13	0-1	5-6	3	3	6	3	17	2	4	0	2	30
05	ROSADO, Yelena	g	4-5	0-0	0-0	0	1	1	4	8	1	6	0	0	22
11	BRADSHAW, Allyson	g	1-6	1-6	2-3	1	4	5	2	5	1	5	0	0	28
01	MITCHELL, Brianna	0	0-4	0-1	0-0	0	3	3	0	0	2	0	0	0	17
10	LUTTRULL, Ashton	0	0-0	0-0	0-0	0	0	0	0	0	0	1	0	0	3
12	BOLLMANN, Erin	3	3-6	0-0	0-2	1	2	3	1	6	0	3	1	1	22
15	LEYHUE, Kaley	0	0-0	0-0	0-0	0	1	1	0	0	0	0	0	0	1
24	HACKMANN, Olivia	4	4-9	1-4	0-0	0	2	2	1	9	0	0	0	0	21
	Team					1	2	3							
Totals			23-55	2-12	7-13	12	30	42	16	55	7	25	1	5	200

FG % 1st Half: 9-25 36.0% 2nd half: 14-30 46.7% Game: 23-55 41.8%
3FG % 1st Half: 1-5 20.0% 2nd half: 1-7 14.3% Game: 2-12 16.7%
FT % 1st Half: 0-3 0.0% 2nd half: 7-10 70.0% Game: 7-13 53.8%

Tennessee State 62 • (4-8, 1-0 OVC)

#	Player	Total		3-Ptr		Rebounds		PF	TP	A	TO	Bk	Stl	Min
		FG-FGA	FG-FGA	FT-FTA	Off	Def								
05	MORROW, Briana	8-11	0-0	0-1	4	7	11	2	16	0	3	0	2	28
30	HUDSON, Chelsea	4-19	0-0	4-5	3	0	3	0	12	3	3	1	3	32
03	DAVIS, Imani	1-6	1-2	4-6	2	3	5	0	7	1	0	0	0	37
12	ALLEN, Rachel	4-8	0-2	1-2	0	2	2	2	9	2	2	0	0	34
20	LAWRENCE, Brianna	3-6	0-2	0-0	2	2	4	3	6	0	0	0	1	23
02	BEATTY, Diamond	2-2	1-1	0-0	0	0	0	1	5	0	1	0	0	7
04	LEONARD, Jamilah	0-2	0-1	0-0	0	2	2	2	0	0	4	0	1	16
11	WOOTEN, Tia	1-3	0-2	0-0	0	2	2	2	2	0	1	1	0	13
25	JOHNSON, Jayda	1-6	0-1	3-4	2	3	5	4	5	0	3	0	0	15
42	HILL, LaTeasha	0-0	0-0	0-0	0	1	1	1	0	0	0	1	0	5
Team						0 2		2						
Totals		24-63	2-11	12-18	13	24	37	17	62	6	17	3	10	200

FG % 1st Half: 13-32 40.6% 2nd half: 11-31 35.5% Game: 24-63 38.1%
3FG % 1st Half: 2-5 40.0% 2nd half: 0-6 0.0% Game: 2-11 18.2%
FT % 1st Half: 2-5 40.0% 2nd half: 10-13 76.9% Game: 12-18 66.7%

Officials: Ed Novack, Rob Fessler, Kim Kiel
Technical fouls: Southeast Missouri-None. Tennessee State-None.
Attendance: 538

Score by periods	1st	2nd	Total
Southeast Missouri	19	36	55
Tennessee State	30	32	62

	In	Off	2nd	Fast	Bench
Points	Paint	T/O	Chance	Break	
Southeast Missouri	36	14	11	4	15
Tennessee State	32	17	15	2	12

Last FG - SEMO 2nd-04:13, TSU 2nd-01:46.
Largest lead - SEMO by 3 1st-14:03, TSU by 15 2nd-13:23.
SEMO led for 07:12, TSU led for 29:12. Game was tied for 03:36.

Score tied - 5 times.
Lead changed - 3 times.

Game 14 - Belmont 62, Southeast Missouri 39

Jan. 1, 2015 - Nashville, Tenn.

Southeast Missouri 39 • 7-7, 0-1 OVC

#	Player	Total		3-Ptr		Rebounds		PF	TP	A	TO	Bk	Stl	Min	
		FG-FA	FG-FA	FT-FTA	FT-FTA	Off	Def								
03	LIVELY, Hillary	f	1-3	0-0	1-2	1	2	3	3	0	2	0	0	24	
21	KING, Connor	r	1-7	0-0	0-0	8	6	14	2	2	0	1	2	25	
00	ROBINSON, Jasmine	r	5-15	0-1	0-2	1	3	4	1	10	1	3	1	24	
05	ROSADO, Yelena	g	2-5	0-1	0-0	0	3	3	1	4	0	2	0	20	
11	BRADSHAW, Allyson	g	1-6	0-5	0-0	0	1	1	2	2	0	2	0	29	
01	MITCHELL, Brianna	r	3-9	1-3	0-0	0	2	2	0	7	0	0	0	19	
10	LUTTRILL, Ashton	r	0-2	0-0	0-0	0	0	0	0	0	0	0	0	4	
12	BOLLMANN, Erin	r	3-6	0-2	0-2	3	7	10	2	6	1	1	1	24	
15	LEYHUE, Kaley	r	0-1	0-1	1-2	1	1	2	0	1	0	0	0	7	
24	HACKMANN, Olivia	r	1-7	0-4	0-0	1	2	3	1	2	1	3	2	18	
25	NOE, Hannah	r	0-3	0-2	2-2	0	0	1	0	2	0	0	0	6	
Team							2 3		5		0		3		
Totals			17-64	1-19	4-10	18	30	48	12	39	3	17	6	4	200

FG % 1st Half: 10-33 30.3% 2nd half: 7-31 22.6% Game: 17-64 26.6%
3FG % 1st Half: 1-9 11.1% 2nd half: 0-10 0.0% Game: 1-19 5.3%
FT % 1st Half: 0-4 0.0% 2nd half: 4-6 66.7% Game: 4-10 40.0%

BELMONT 62 • 4-10, 1-0 OVC

#	Player	FG-FA	FG-FA	3-Ptr FT-FTA	Rebounds Off Def Tot	PF	TP	A	TO	Bk	Stl	Min	
03	JOUBRAN, Frankie	f	7-10	0-0	0-2	1 9 10	1	14	0	1	0	0	28
13	LUFFMAN-HARTSFIELD, J	f	1-9	1-4	0-0	0 5 5	0	3	0	2	0	0	27
50	McCABE, Sally	c	5-8	0-0	0-0	0 3 3	0	10	1	1	3	1	19
05	TARENCE, Ty	c	2-5	1-1	0-0	1 2 3	0	4	0	0	0	0	17
04	CARROLL, Katie	q	1-3	1-3	0-0	0 3 3	0	3	2	0	0	0	27
00	PERRY, Kia		0-2	0-1	0-0	0 0 0	1	0	0	0	0	0	5
02	MILLS, Taylor		3-5	1-3	2-2	0 6 6	2	9	2	2	0	1	26
05	KEVIN, Madison		0-1	0-1	0-0	0 0 0	0	0	0	1	0	0	3
11	BUNDY, Blatin		0-0	0-0	0-0	0 0 0	0	0	0	0	0	0	0
22	JONES, Sierra		1-1	0-0	2-2	2 2 4	5	13	1	0	0	0	13
14	THOMPSON, Lauren		2-5	0-0	1-2	1 0 1	1	5	1	0	0	0	15
15	ZANDER, Katherine		0-1	0-0	0-0	2 1 3	1	0	0	0	0	0	2
22	COHLMAYER, Natalie		0-2	0-1	0-0	1 1 2	0	0	0	0	0	0	4
23	VAUGHT, Torie		0-3	0-3	0-0	0 0 0	0	0	0	0	0	1	8
30	BRUCE, Blair		0-2	0-0	1-2	0 0 0	2	1	0	0	0	1	5
	Team				1 2								
	Totals		25-62	4-18	8-12	9 33 42	13	62	12	10	4	5	200

2014-15 SEASON REVIEW

Game 17 - Eastern Kentucky 57, Southeast Missouri 54 Jan. 10, 2015 - Cape Girardeau, Mo.

Eastern Kentucky 57 • 6-7, 1-2 OVC

#	Player		Total		3-Ptr		Rebounds		PF	TP	A	T	Blk	Stl	Min
			FG-FGA	FG-FGA	FT-FTA	Off	Def	Tot							
20	HARPER, Shelly	f	2-6	0-0	1-2	1	1	2	5	2	2	0	1	27	
04	COOPER, Alexus	g	4-7	3-4	1-2	0	1	1	12	2	1	0	2	30	
05	HUNTER, Michaela	g	2-6	0-0	0-2	0	5	5	3	4	2	0	0	18	
10	MURRAY, Shameekia	g	1-9	0-3	5-9	2	2	4	4	7	1	3	0	20	
21	HENSHAW, Jasmine	g	5-8	0-0	0-0	0	4	4	3	10	0	1	0	19	
01	STAFFORD, Jasmine		0-1	0-0	0-0	1	4	5	4	0	1	4	0	17	
03	MASSENGILL, Mariah		3-5	1-1	4-4	0	1	1	2	11	1	0	0	14	
22	BROOKS, Amadi		1-2	0-1	0-0	1	1	2	1	2	0	1	0	10	
23	PIPPEN, Katie		0-2	0-1	0-0	0	0	0	1	0	0	0	0	4	
24	MAPLES, Miranda		0-3	0-1	0-0	1	2	3	4	0	1	3	0	14	
52	BOWERS, Nicole		1-1	0-0	2-2	0	1	0	4	0	0	0	0	11	
53	DRAKE, Cierra		1-2	0-0	0-1	0	0	0	0	2	0	0	0	6	
	Team					2	3	5							
Totals			20-52	4-11	13-22	8	25	33	25	57	10	16	0	7	200

FG % 1st Half: 9-28 32.1% 2nd half: 11-24 45.8% Game: 20-52 38.5%
3FG % 1st Half: 2-8 25.0% 2nd half: 2-3 66.7% Game: 4-11 36.4%
FT % 1st Half: 7-12 58.3% 2nd half: 6-10 60.0% Game: 13-22 59.1%

Southeast Missouri 54 • 7-10, 0-4 OVC

#	Player	Total		3-Ptr		Rebounds			PF	TP	A	T	Blk	Stl	Min
		FG	FGA	FG	FGA	FT	FTA	Off							
03	LIVELY, Hillary	f	1-1	0-0	0-0	1	1	2	2	2	0	2	1	0	18
21	KING, Connor	f	1-4	0-1	2-2	4	6	10	4	4	1	0	0	0	29
00	ROBINSON, Jasmine	g	4-9	0-2	5-14	0	4	4	4	13	0	5	0	0	30
05	ROSADO, Yelena	g	1-2	0-0	0-0	0	2	4	2	3	5	0	0	0	23
11	BRADSHAW, Allyson	g	2-5	1-3	0-0	0	5	3	5	3	4	0	0	0	21
01	MITCHELL, Brianna	g	2-6	1-3	1-2	0	1	1	1	2	2	0	2	0	17
10	LUTTRULL, Ashton		1-1	1-1	0-0	0	0	0	0	3	0	0	0	1	4
12	BOLLMANN, Erin		5-7	0-0	2-3	4	6	10	2	12	0	0	0	1	31
15	LEYHUE, Kaley		0-0	0-0	0-0	0	0	0	0	0	0	0	0	0	1
24	HACKMANN, Olivia		1-11	1-4	4-6	3	5	8	1	7	2	0	0	2	22
25	NOE, Hannah		0-1	0-1	0-0	0	0	0	0	0	0	1	0	0	4
Team						0	1	1							
Totals			18-47	4-15	14-27	12	31	43	21	54	11	19	1	6	200

FG % 1st Half: 7-27 25.9% 2nd half: 11-24 45.8% Game: 18-47 38.3%
3FG % 1st Half: 7-16 43.8% 2nd half: 3-7 42.9% Game: 4-15 26.7%
FT % 1st Half: 7-16 43.8% 2nd half: 7-11 63.6% Game: 14-27 51.9%

Officials: Cole Womack, Jason Schmitt, Kyle Labar
Technical fouls: Eastern Kentucky-MURRAY, Shameekia. Southeast Missouri-ROSADO, Yelena.
Attendance: 615

Score by periods	1st	2nd	Total
Eastern Kentucky	27	30	57
Southeast Missouri	22	32	54

Points	In	Off	2nd	Fast	Bench
EKU	24	14	5	4	19
SEMO	18	8	15	0	28

Last FG - ECU 2nd-00:04, SEMO 2nd-00:40.
Largest lead - ECU by 12 1st-05:01, SEMO by 2 1st-19:41.
EKU led for 36:00. SEMO led for 01:23. Game was tied for 02:26.

Score tied - 2 times.
Lead changed - 3 times.

Game 19 - Southeast Missouri 68, Tennessee Tech 66 (OT) Jan. 17, 2015 - Cape Girardeau, Mo.

Tennessee Tech 66 • 5-13, 2-3 OVC

#	Player		Total	3-Ptr	Rebounds									
			FG-FGA	FG-FGA	FT-FTA	Off	Def	Tot	PF	TP	A	To	Blk	Stl
22	Williams, T'Keyah	f	3-4	0-0	0-3	2	5	7	1	6	1	2	1	0
23	Parson, Candace	c	2-8	0-0	2-3	2	1	3	5	6	1	3	1	25
04	Herron, Shunice	g	0-0	0-0	2-2	0	2	2	1	2	2	1	0	12
24	Gooldy, Hannah	g	5-11	0-2	0-2	2	1	3	2	10	3	6	0	42
03	Howard, Samaria	g	4-8	0-0	4-6	1	2	3	1	12	0	6	0	35
02	Nicholson, Tia		0-1	0-0	0-0	1	2	3	3	0	0	1	0	9
03	Ruiz, Marina		0-0	0-0	0-0	0	0	0	0	0	0	0	0	0+
05	Hickson, Yaktavia		3-3	0-0	1-2	0	3	3	4	7	0	3	0	13
10	Taylor, Catherine		4-6	2-4	2-4	0	2	2	1	12	2	5	0	33
35	Dean, Mariah		4-8	0-0	3-8	0	2	2	5	11	1	2	1	30
	Team					2	6	8						
Totals			25-49	2-6	14-30	10	26	36	23	66	10	29	3	10
						20	26	36						225

FG % 1st Half: 8-19 42.1% 2nd half: 14-24 58.3% OT: 3-6 50.0% Game: 25-49 51.0%
3FG % 1st Half: 0-2 0.0% 2nd half: 2-3 66.7% OT: 0-1 0.0% Game: 2-6 33.3%
FT % 1st Half: 8-12 66.7% 2nd half: 5-14 35.7% OT: 1-4 25.0% Game: 14-30 46.7%

Southeast Missouri 68 • 8-11, 1-5 OVC

#	Player	Total		3-Ptr		Rebounds		PF	TP	A	TO	Blk	Stl	Min
		FG-FGA	FG-FGA	FT-FTA	Off Def Tot									
12	BOLLMANN, Erin	f	8-11	0-1	2-3	3	7 10	4	18	0	2	1	1	31
21	KING, Connor	f	2-4	0-0	2-2	3	5 8	5	6	0	2	0	1	30
00	ROBINSON, Jasmine	g	5-12	1-2	3-6	1	0 1	5	14	2	4	1	2	34
05	ROSADO, Yelena	g	2-6	1-2	2-3	0	0 0	1	7	3	6	0	2	29
11	BRADSHAW, Allyson	g	1-5	1-5	6-6	0	0 0	4	9	3	2	0	0	25
01	MITCHELL, Brianna		1-4	0-1	2-2	0	1 1	1	4	0	1	0	0	10
03	LIVELY, Hillary		1-5	0-0	2-2	3	8 11	3	4	3	4	0	1	28
10	LUTTRULL, Ashton		0-0	0-0	0-0	0	0 0	1	0	0	1	0	0	1
24	HACKMANN, Olivia		0-7	0-1	0-0	2	1 3	1	0	5	0	0	1	16
25	NOE, Hannah		2-7	2-6	0-0	0	1 1	1	6	0	3	0	1	21
Team						3	2 5							
Totals			22-61	5-18	19-24	15	25 40	26	68	16	25	2	9	225

FG % 1st Half: 13-28 46.4% 2nd half: 8-28 28.6% OT: 1-5 20.0% Game: 22-61 36.1%
3FG % 1st Half: 0-2 0.0% 2nd half: 0-8 0.0% OT: 1-4 25.0% Game: 5-18 27.8%
FT % 1st Half: 7-7 100.0% 2nd half: 6-10 60.0% OT: 6-7 85.7% Game: 19-24 79.2%

Officials: Kerry Winders, Mike Riggs, Amy Imming
Technical fouls: Tennessee Tech-None. Southeast Missouri-None.
Attendance: 1223

Score by periods	1st	2nd	OT	Total
Tennessee Tech	24	35	7	66
Southeast Missouri	37	22	9	68

Points	In	Off	2nd	Fast	Bench
TTU	30	28	10	4	30
SEMO	24	25	13	4	14

Last FG - TTU 0T-00:01, SEMO 0T-00:53.
Largest lead - TTU by 3 OT-02:12, SEMO by 15 1st-05:05.
TTU led for 02:05. SEMO led for 36:41. Game was tied for 06:05.

Score tied - 6 times.
Lead changed - 2 times.

Game 18 - Jacksonville State 70, Southeast Missouri 34 Jan. 14, 2015 - Jacksonville, Ala.

Southeast Missouri 34 • 7-11, 0-5 OVC

#	Player		Total			Rebounds			PF	TP	A	T	Blk	Stl	Min
			FG-FGA	FG-FGA	FT-FTA	Off	Def	Total							
21	KING, Connor	f	0-1	0-0	0-0	1	3	4	1	0	0	2	1	1	22
00	ROBINSON, Jasmine		1-4	0-0	1-4	2	2	4	2	3	1	5	0	2	21
05	ROSADO, Yelena	g	1-7	0-1	0-0	0	1	1	1	2	3	4	0	0	25
11	BRADSHAW, Allyson	g	2-5	2-3	0-0	0	0	0	6	1	0	0	0	0	22
24	HACKMANN, Olivia	g	1-6	0-3	1-2	1	4	5	0	3	1	1	0	0	22
01	MITCHELL, Brianna		2-7	0-1	0-0	1	2	3	0	4	1	3	0	0	15
03	LIVELY, Hillary		1-3	0-0	0-0	1	2	3	3	2	1	2	0	0	13
10	LUTTRULL, Ashton		0-2	0-1	0-0	0	2	2	0	0	0	0	0	0	12
12	BOLLMANN, Erin		3-6	0-0	0-0	2	6	8	0	6	0	1	1	1	17
15	LEYHUE, Kaley		0-1	0-0	0-0	0	1	1	1	0	1	0	0	0	7
25	NOE, Hannah		3-8	2-6	0-0	0	1	1	2	8	0	1	0	0	24
Team						1	3	4							
Totals			14-50	4-15	2-6	9	27	36	11	34	9	20	3	4	200

FG % 1st Half: 6-22 27.3% 2nd half: 8-28 28.6% Game: 14-50 28.0%
3FG % 1st Half: 1-7 14.3% 2nd half: 3-8 37.5% Game: 4-15 26.7%
FT % 1st Half: 0-0 0.0% 2nd half: 2-6 33.3% Game: 2-6 33.3%

Jacksonville State 70 • 12-5, 3-2 OVC

#	Player		Total		3-Ptr		Rebounds			PF	TP	A	T	Blk	Stl	Min
			FG	FGA	FG	FGA	FT	FTA	Off							
22	MCLEIN, Destany	f	9-14	0-0	1-1		1	4	5	1	19	2	0	0	0	31
32	PHELION, Tyler	f	5-8	0-0	0-4		4	5	9	0	10	0	0	0	4	28
04	MORTON, Candace	g	1-7	0-3	0-0		0	3	3	1	2	2	1	0	0	19
11	STRAIN, Courtney	g	4-8	3-3	0-0		2	1	3	2	11	3	0	0	1	20
14	JAMES, Destiny	g	2-2	0-0	0-0		0	3	3	1	4	5	2	0	1	19
02	BENSON, Briana		6-14	3-9	0-0		0	3	3	3	15	3	1	0	2	21
03	NAUGHTON, Kelly		1-2	1-1	0-0		0	2	2	1	3	1	1	0	0	17
05	HORTON, LeCresha		1-2	0-0	0-0		1	0	1	0	2	0	0	0	0	4
10	STRAIN, Leah		2-3	0-1	0-0		0	1	1	0	4	0	0	0	0	15
23	BUCKNER, Bria'anna		0-3	0-3	0-0		0	0	0	0	0	1	1	0	0	8
24	MORRISON, Gretchen		0-4	0-4	0-0		0	4	4	0	0	3	0	0	0	18
Team							3	3	6							
Totals			31-67	7-24	1-5		11	29	40	9	70	20	6	4	4	200

FG % 1st Half: 18-35 51.4% 2nd half: 13-32 40.6% Game: 31-67 46.3%
3FG % 1st Half: 3-11 27.3% 2nd half: 4-13 30.8% Game: 7-24 29.2%
FT % 1st Half: 1-3 33.3% 2nd half: 0-2 0.0% Game: 1-5 20.0%

Officials: R-Mary Day, U1-Kelly Johnson, U2-Kevin Self
Technical fouls: Southeast Missouri-None. Jacksonville State-None.
Attendance: 525

Score by periods	1st	2nd	Total
Southeast Missouri	13	21	34
Jacksonville State	40	30	70



Jan. 24, 2015 - Martin, Tenn.

Jan. 31, 2015 - Clarksville, Tenn.

Score tied - 0 times.
Lead changed - 0 times.

Last FG - SEMO 2nd-00:18, APSU 2nd-01:17.
Largest lead - SEMO None, APSU by 14 1st-12:22.
SEMO led for 00:00, APSU led for 39:39, Game was tied for 00:21

Feb. 5, 2015 - Murray, Ky.

Score tied - 3 times.
Lead changed - 6 times.

Feb. 7, 2015 - Cape Girardeau, Mo.

Last FG - EIU 2nd-00:31, SEMO 2nd-00:42.
Largest lead - EIU by 8 1st-07:26, SEMO by 12 2nd-12:05.
EIU led for 21:18. SEMO led for 16:01. Game was tied for 02:41.

2014-15 SEASON REVIEW

Game 25 - UT Martin 78, Southeast Missouri 60

Feb. 11, 2015 - Cape Girardeau, Mo.

UT Martin 78 • 16-9, 12-0 OVC

#	Player		FG	3-Ptr		Rebounds			PF	TP	A	TO	Bk	Stl	Min
			FG-FGA	FG-FGA	FT-FTA	Off	Def	Tot							
14	ROBERTS, Chelsea	f	1-7	1-3	3-4	2	4	6	1	6	4	3	0	0	31
30	CALDWELL, Tiara	r	3-4	0-0	0-0	5	6	11	0	6	0	1	0	1	31
34	JONES, Ashia	r	8-17	0-0	13-16	2	6	8	1	29	3	2	0	0	38
20	SCHUBERT, Katie	g	4-8	3-3	2-2	1	3	4	2	13	2	0	0	4	31
21	WARD, Jessy	g	4-10	1-7	2-2	0	2	2	0	11	1	4	0	2	31
04	WOOLFOLK, Danielle		1-2	1-1	0-0	0	0	0	2	3	0	2	0	2	9
23	HOWARD, Haley		3-4	0-0	0-0	1	1	2	2	6	0	1	0	1	9
35	TYSON, Karisma		0-1	0-1	0-0	0	1	1	0	0	0	0	0	0	11
42	JACKSON, Monique		2-4	0-0	0-0	1	0	1	0	4	0	0	0	0	9
Team						2	2	4			2				
Totals			26-57	6-15	20-24	14	25	39	8	78	10	15	0	10	200
FG 1st Half: 16-32 50.0% 2nd half: 10-25 40.0% Game: 26-57 45.6% Deadball															
3FG 1st Half: 6-11 54.5% 2nd half: 0-4 0.0% Game: 6-15 40.0% Rebounds															
FT 1st Half: 2-2 100.0 2nd half: 18-22 81.8% Game: 20-24 83.3%															

FG % 1st Half: 16-32 50.0% 2nd half: 10-25 40.0% Game: 26-57 45.6%
 3FG % 1st Half: 6-11 54.5% 2nd half: 0-4 0.0% Game: 6-15 40.0%
 FT % 1st Half: 2-2 100.0 2nd half: 18-22 81.8% Game: 20-24 83.3%

Southeast Missouri 60 • 9-16, 2-10 OVC

#	Player	Total	3-Ptr	Rebounds													
		FG	FGA	FG-FGA	FT	FTA	Off	Def	Tot	PF	TP	A	TO	Bk	Stl	Min	
12	BOLLMANN, Erin	r	1-10	0-3	0-0	3	3	6	1	2	0	1	1	0	0	25	
21	KING, Connor	r	2-3	0-0	0-0	0	5	5	1	4	0	0	1	0	0	16	
00	ROBINSON, Jasmine	g	4-8	0-0	2-4	0	5	5	2	10	4	3	1	3	34		
01	MITCHELL, Brianna	g	2-5	0-0	0-0	0	1	1	2	4	1	2	0	0	0	21	
24	HACKMANN, Olivia	g	5-8	2-4	3-4	1	2	3	15	1	2	0	1	1	1	27	
03	LIVELY, Hillary		2-5	0-0	0-0	1	0	1	4	4	1	0	1	0	1	18	
05	ROSADO, Yelena		1-3	0-0	1-1	1	1	2	2	3	3	2	0	0	0	20	
11	BRADSHAW, Allyson		7-12	4-8	0-0	1	1	2	2	18	1	3	0	1	0	26	
16	LEYHUE, Kaley		0-2	0-2	0-0	0	0	0	0	0	0	1	0	1	0	3	
22	JONES, Deja		0-0	0-0	0-0	0	0	0	0	0	0	0	0	0	0	4	
25	NOE, Hannah		0-1	0-1	0-0	0	1	1	0	0	0	2	0	0	0	6	
Team							2	0	2								
Totals			24-57	6-18	6-9	9	19	28	17	60	11	16	4	7	200		
FG 1st Half: 10-30		33.3%	2nd half: 14-27	51.9%	Game: 24-57		42.1%									Deadball	
3FG 1st Half: 3-9		33.3%	2nd half: 3-9	33.3%	Game: 6-18		33.3%									Rebounds	
FT 1st Half: 1-2		50.0%	2nd half: 5-7	71.4%	Game: 6-9		66.7%										

FG % 1st Half: 10-30 33.3% 2nd half: 14-27 51.9% Game: 24-57 42.1%
 3FG % 1st Half: 3-9 33.3% 2nd half: 3-9 33.3% Game: 6-18 33.3%
 FT % 1st Half: 1-2 50.0% 2nd half: 5-7 71.4% Game: 6-9 66.7%

Officials: Charlie Hurst, Jason Schmitz, Randy Robertson
 Technical fouls: UT Martin-None. Southeast Missouri-None.
 Attendance: 1561

Score by periods	1st	2nd	Total
UT Martin	40	38	78
Southeast Missouri	24	36	60

Last FG - UTM 2nd-00:12, SEMO 2nd-01:39.
 Largest lead - UTM by 20 1st-04:38, SEMO None.
 UTM led for 39:31. SEMO led for 00:00. Game was tied for 00:29.

Points	In	Off	2nd	Fast	Bench
UTM	24	21	22	0	13
SEMO	26	10	10	10	25

Score tied - 0 times.
 Lead changed - 0 times.

Deadball	Rebounds
2	

Game 26 - Southeast Missouri 88, Murray State 66

Feb. 14, 2015 - Cape Girardeau, Mo.

Murray State 66 • 7-19, 2-11 OVC

#	Player		Total		3-Ptr		Rebounds			PF	TP	A	TO	Bk	Stl	Min
			FG-FG	FG-FG	FT-FTA	Off	Def	Tot								
20	JAMES, Ke'Shunan	f	6-13	0-1	8-9	1	9	10	3	20	1	6	0	0	0	30
30	GULLEDGE, Kyra	f	0-2	0-0	0-0	0	3	4	3	0	1	0	1	2	15	
40	HOSEY, Chanyere	f	1-1	0-0	0-0	0	3	3	1	2	0	1	0	0	12	
23	WRIGHT, LeAsia	g	2-6	0-2	10-11	0	2	2	2	14	2	1	0	0	0	31
24	CUNNINGHAM, Olivia	g	1-2	0-0	1-2	1	1	2	2	3	1	4	0	1	1	12
00	JACKSON, Netanya		1-5	0-0	7-7	1	5	6	1	9	1	1	1	1	0	16
01	SMITH, Aje		0-4	0-2	0-0	1	2	3	1	0	0	1	0	0	0	16
05	BORDERS, Jasmine		0-0	0-0	0-0	0	0	0	1	1	0	1	0	0	0	3
13	KIRBY, Keiona		2-12	0-7	2-4	1	1	2	3	6	1	3	0	0	0	29
21	FOX, Julia		2-3	2-3	0-0	0	1	1	2	6	0	1	0	0	0	13
25	CASSELL, Lexli		0-0	0-0	0-0	0	1	1	0	0	0	0	0	0	0	2
31	BABIC, Bianca		1-5	1-4	0-0	0	2	2	3	0	0	1	0	0	0	10
42	LEE, Jashae		1-3	1-2	0-0	0	0	0	0	3	0	0	1	0	1	11
	Team					3	1	4								
Totals			17-56	4-21	28-33	9	31	40	21	66	7	20	3	3	200	

FG % 1st Half: 7-24 29.2% 2nd half: 10-32 31.3% Game: 17-56 30.4%
 3FG % 1st Half: 2-12 16.7% 2nd half: 2-9 22.2% Game: 4-21 19.0%
 FT % 1st Half: 13-14 92.9% 2nd half: 15-19 78.9% Game: 28-33 84.8%

Southeast Missouri 88 • 10-16, 3-10 OVC

#	Player		Total			3-Ptr			Rebounds			PF	TP	A	TO	Bk	Stl	Min
			FG-FGA	FG-FGA	FT-FTA	Off	Def	Tot	Off	Def	Tot							
12	BOLLMANN, Erin	f	4-8	1-2	0-3	1	5	6	2	9	0	1	1	3	19			
21	KING, Connor	r	2-2	0-0	0-0	3	5	8	4	4	0	1	0	0	24			
00	ROBINSON, Jasmine	g	10-12	1-1	6-8	1	7	8	4	27	2	4	1	1	29			
01	MITCHELL, Brianna	g	5-11	0-0	3-6	0	5	5	2	13	5	1	0	0	28			
24	HACKMANN, Olivia	g	8-15	2-5	0-0	2	4	6	4	18	2	1	0	1	28			
03	LIVELY, Hillary		1-4	0-0	2-2	0	2	2	3	4	2	0	0	1	15			
05	ROSADO, Yelena		3-8	0-1	1-2	0	1	1	2	7	3	0	0	1	24			
11	BRADSHAW, Allyson		1-5	0-3	4-4	0	2	2	2	6	1	2	0	1	20			
34	NOE, Hannah		0-1	0-1	0-0	0	1	1	0	0	0	0	0	0	13			
Team																		
Totals			34-66	4-13	16-25	7	33	40	24	88	15	10	2	8	200			
FG % 1st Half:			18-34	52%	2nd half:	16-32	50.0%	Game:	34-66	51.5%				Deadball				
3Pt % 1st Half:			3-8	37.5%	2nd half:	1-2	20.0%	Game:	11-23	30.8%				Rebounds				
FT % 1st Half:			4-9	44.4%	2nd half:	12-16	75.0%	Game:	16-25	64.0%								

FG % 1st Half: 18-34 52.9% 2nd half: 16-32 50.0% Game: 34-66 51.5%
 3FG % 1st Half: 3-8 37.5% 2nd half: 1-5 20.0% Game: 4-13 30.8%
 FT % 1st Half: 4-9 44.4% 2nd half: 12-16 75.0% Game: 16-25 64.0%

Officials: Jack Whittemore, Johnathan Patterson, Brent Garcia
 Technical fouls: Murray St.-None. Southeast Missouri-None.
 Attendance: 785

Score by periods	1st	2nd	Total
Murray St.	29	37	66
Southeast Missouri	43	45	88

Last FG - MUR 2nd-01:46, SEMO 2nd-00:32.
 Largest lead - MUR by 3 1st-18:06, SEMO by 23 2nd-08:30.
 MUR led for 02:04. SEMO led for 36:39. Game was tied for 01:17.

Score tied - 5 times.
 Lead changed - 2 times.

Points	In	Off	2nd	Fast	Bench
MUR	22	7	13	4	27
SEMO	42	17	8	6	17

Game 27 - Eastern Illinois 49, Southeast Missouri 48

Feb. 21, 2015 - Charleston, Ill.

Southeast Missouri 48 • 10-17 (3-11 OVC)

#	Player	Total			3-Ptr			Rebounds			PF	TP	A	TO	Bk	Stl	Min
		FG-FGA	FG-FGA	FT-FTA	Off	Def	Tot	Off	Def	Tot							
03	LIVELY, Hillary	r	0-0	0-0	0-2	1	4	5	4	0	1	2	0	0	0	27	
12	BOLLMANN, Erin	r	1-10	0-1	0-0	3	5	8	4	2	0	1	0	2	29		
01	MITCHELL, Brianna	g	5-13	0-1	10-10	1	2	3	4	20	1	7	0	1	28		
11	BRADSHAW, Allyson	g	1-8	0-4	0-0	1	1	2	1	2	1	2	0	1	1	25	
24	HACKMANN, Olivia	g	2-7	0-1	1-2	1	5	6	2	5	0	2	2	2	3	33	
00	ROBINSON, Jasmine	g	5-12	1-1	6-9	3	5	8	0	17	0	2	1	2	28		
05	LEYHUE, Kaley		0-0	0-0	0-0	0	1	1	0	0	0	0	0	0	0	3	
21	KING, Connor		1-6	0-1	0-0	3	5	8	3	2	0	0	0	0	0	21	
22	JONES, Deja		0-0	0-0	0-0	0	0	0	1	0	0	0	0	0	0	4	
25	NOE, Hannah		0-0	0-0	0-0	0	0	0	0	0	0	0	0	0	0	2	
Team						0	4	4									
Totals			15-56	1-9	17-23	13	32	45	19	48	2	15	2	8	200		
FG 1st Half: 7-30 23.3% 2nd half: 8-26 30.8% Game: 15-56 26.9%																	
3FG 1st Half: 0-3 0.0% 2nd half: 1-6 16.7% Game: 1-7 11.1%																	
FT 1st Half: 4-6 66.7% 2nd half: 13-17 76.5% Game: 17-23 73.9%																	
Deadball Rebound: 2																	

FG % 1st Half: 7-30 23.3% 2nd half: 8-26 30.8% Game: 15-56 26.8%
 3FG % 1st Half: 0-3 0.0% 2nd half: 1-6 16.7% Game: 1-9 11.1%
 FT % 1st Half: 4-6 66.7% 2nd half: 13-17 76.5% Game: 17-23 73.9%

Eastern Illinois 49 • 10-17 (7-7 OVC)

#	Player	Total			3-Ptr			Rebounds	
---	--------	-------	--	--	-------	--	--	----------	--



Southeast Missouri State REDHAWKS

Game 29 - Austin Peay 72, Southeast Missouri 67

Feb. 28, 2015 - Cape Girardeau, Mo.

Austin Peay 72 • 10-19, 7-9 OVC

#	Player	Total		3-Ptr	Rebounds			PF	TP	A	TO	Blk	Stl	Min
		FG-FGA	FG-FGA	FT-FTA	Off	Def	Tot							
11	ALEXANDER, Brienne	c	2-5	0-0	1-3	2	2	4	4	5	1	1	0	13
24	RATES, Beth	c	3-6	0-0	4-6	4	4	8	4	10	0	2	2	26
01	GRAY, Tiasha	g	12-20	4-8	8-13	0	5	5	3	36	1	4	0	38
04	STAINBACK, Kristen	g	2-12	0-3	1-1	0	0	0	1	5	0	2	0	31
12	RICH, Madison	g	0-4	0-2	0-0	0	1	1	1	0	0	0	0	24
03	RIVERS, April		5-8	0-2	1-3	0	1	1	2	11	2	1	0	22
23	GOOCH, Sydney		2-6	0-0	1-3	5	6	11	0	5	2	2	0	29
44	SCOTT, Jacey		0-1	0-0	0-0	0	2	2	1	0	0	0	0	13
54	MAKI, Lauren		0-0	0-0	0-0	0	0	0	0	0	0	0	0	4
Team						1	3	4						
Totals			26-62	4-15	16-29	12	24	36	16	72	6	12	2	200

FG % 1st Half: 13-35 37.1% 2nd half: 13-27 48.1% Game: 26-62 41.9% Deadball
3FG % 1st Half: 1-6 16.7% 2nd half: 3-9 33.3% Game: 4-15 26.7% Rebounds
FT % 1st Half: 2-4 50.0% 2nd half: 14-25 56.0% Game: 16-29 55.2%

Southeast Missouri 67 • 10-19, 3-13 OVC

#	Player	Total		3-Ptr	Rebounds			PF	TP	A	TO	Blk	Stl	Min
		FG-FGA	FG-FGA	FT-FTA	Off	Def	Tot							
03	LIVELY, Hillary	f	0-4	0-2	0-0	4	4	8	2	0	1	2	1	0
21	KING, Connor	f	4-4	0-0	1-2	1	4	5	3	9	0	1	1	23
00	ROBINSON, Jasmine	g	6-14	0-0	5-9	5	7	12	4	17	1	2	0	33
05	ROSADO, Yelena	g	1-5	1-2	0-0	0	1	1	1	3	4	1	0	16
11	BRADSHAW, Allyson	g	2-10	1-6	0-0	2	2	4	4	5	1	2	0	30
01	MITCHELL, Brianna	g	1-6	0-0	0-0	0	2	2	3	2	2	7	0	20
12	BOLLMANN, Erin		5-10	3-6	2-2	2	4	6	4	15	2	1	0	23
15	LEYHUE, Kaley		1-2	1-2	0-0	0	0	0	0	3	0	2	0	3
24	HACKMANN, Olivia		5-11	1-2	2-2	2	4	6	2	13	1	2	0	24
25	NOE, Hannah		0-0	0-0	0-0	0	0	0	0	0	0	0	0	2
Team						4	2	6			1			
Totals			25-66	7-20	10-15	20	30	50	23	67	12	21	2	200

FG % 1st Half: 13-30 43.3% 2nd half: 12-36 33.3% Game: 25-66 37.9% Deadball
3FG % 1st Half: 5-10 50.0% 2nd half: 2-10 20.0% Game: 7-20 35.0% Rebounds
FT % 1st Half: 6-11 54.5% 2nd half: 4-4 100.0% Game: 10-15 66.7%

Officials: Kerry Winders, Randy Robertson, Brent Garcia
Technical fouls: Austin Peay-None. Southeast Missouri-ROBINSON, Jasmine.
Attendance: 1010

Score by periods	1st	2nd	Total
Austin Peay	29	43	72
Southeast Missouri	37	30	67

Points	In	Off	2nd	Fast
APSU	30	22	14	6
SEMO	26	6	16	2

Last FG - APSU 2nd-04:10, SEMO 2nd-00:19.
Largest lead - APSU by 8 2nd-01:48, SEMO by 13 1st-05:30.
APSU led for 11:47. SEMO led for 25:51. Game was tied for 02:01.

Score tied - 3 times.
Lead changed - 4 times.



2015-16 OPPONENTS



WOMEN'S BASKETBALL



Southeast Missouri State REDHAWKS

Saint Louis November 14 St. Louis, Mo.



Location.....St. Louis, Mo.
Enrollment.....13,287
Nickname.....Billikens
Colors.....Royal Blue & White
Conference.....Atlantic 10
President.....Dr. Fred P. Pestello
Athletic Director.....Chris May
Home Facility.....Chaifetz Arena
Capacity.....10,600
SID.....Mickey Smith
Office Phone.....(314) 977-3463
Email.....msmith145@slu.edu
Website.....SLUBillikens.com
Head Coach.....Lisa Stone
Alma Mater.....Iowa, 1984
Career Record.....542-290 (29 Seasons)
Record at School.....39-53 (3 Seasons)
Assistant Coaches.....Mike Geary
.....Glenn Box, Jordann Plummer
2014-15 Record.....15-16
A-10 Record/Finish.....7-9/t-8th
Starters Returning/Lost.....5/0
Lettermen Returning/Lost.....10/3
Newcomers.....3

Saint Louis Billikens

Saint Louis Schedule

November
14 Southeast Missouri
17 Tulsa
22 at Mercer
25 at Indiana State
28 Eastern Illinois
30 Missouri-St. Louis
December
2 at Memphis
7 at SIUE
18 at Alabama A&M
20 vs. Cleveland State
28 at Ball State
30 Bradley
January
2 George Mason*
7 at VCU*
10 at Davidson*
13 Massachusetts*
16 Dayton*
20 at Saint Joseph's*
23 La Salle*
28 at George Mason*
31 at George Washington*
February
3 Richmond*
10 at St. Bonaventure*
15 Davidson*
18 Duquesne*
21 at Fordham*
24 at Dayton*
27 Rhode Island*
February
2-6 A-10 Championships

Harris-Stowe Hornets

Harris-Stowe November 16 Cape Girardeau, Mo.



Location.....St. Louis, Mo.
Enrollment.....1,283
Nickname.....Hornets
Colors.....Brown & Gold
Conference.....American Midwest
President.....Dr. Dwaun Warmack
Athletic Director.....Jamaal Mayo
Home Facility.....Emerson Performance Center
SID.....Josias Calhoun
Office Phone.....(314) 340-5980
Email.....calhounj@hssu.edu
Website.....HornetsAthletics.com
Head Coach.....Hana Haden
Alma Mater.....Western Carolina, 2014
Career Record.....First Season
Record at School.....First Season
Assistant Coaches.....Whitney Washington
2014-15 Record.....13-21

Harris-Stowe Schedule

October
30 vs. Campbellsville (Ky.)
31 at Bethel
November
16 at Southeast Missouri
23 at Central Methodist
December
5 William Woods
19 at Lindenwood-Belleville
31 Hannibal-LeGrange
January
2 Stephens
14 at Central Baptist
16 at Lyon
February
6 Lindenwood-Belleville
11 Hannibal-LeGrange
13 at Stephens
25 Central Baptist
27 Lyon

Alabama A&M November 18 Huntsville, Ala.



Location.....Huntsville, Ala.
Enrollment.....6,000
Nickname.....Bulldogs
Colors.....Maroon & White
Conference.....Southwestern Athletic
President.....Dr. Andrew Hugine, Jr.
Athletic Director.....Bryan Hicks
Home Facility.....T.M. Elmore Gymnasium
SID.....Nataly Williams
Office Phone.....(256) 372-4550
Email.....aamuasi@yahoo.com
Website.....AAMUSports.com
Head Coach.....Semeka Randall
Alma Mater.....Tennessee, 2000
Assistant Coaches.....Terry Palmer
.....Elaine Powell
2014-15 Record.....6-24
SWAC Record/Finish.....5-13/9th

Alabama A&M Bulldogs

Alabama A&M Schedule

November
13 at Alabama
15 Murray State
18 Southeast Missouri
24 Belmont
December
1 Samford
5 at Marshall
16 Tuskegee
18 Saint Louis
21 at Morehead State
29 at Ole Miss
January
2 at Grambling*
4 at Jackson State*
9 Arkansas-Pine Bluff*
11 Mississippi Valley State*
16 at Alabama State*
23 at Alcorn State*
25 at Southern*
30 Prairie View A&M*
February
1 Texas Southern*
6 at Arkansas-Pine Bluff*
8 at Mississippi Valley State*
13 Alabama State*
20 Alcorn State*
22 Southern*
27 at Texas Southern*
29 at Prairie View A&M*
March
3 Grambling State*
5 Jackson State*
8-12 SWAC Tournament

Missouri-Kansas City Kangaroos

Missouri-Kansas City November 20 Cape Girardeau, Mo.



Location.....Kansas City, Mo.
Enrollment.....16,019
Nickname.....Kangaroos
Colors.....Blue & Gold
Conference.....Western Athletic
Chancellor.....Leo E. Morton
Athletic Director.....Carla Wilson
Home Facility.....Swinney Recreation Center
Capacity.....1,500
SID.....Nik Busch
Office Phone.....(816) 235-6618
Email.....buschns@umkc.edu
Website.....UMKCKangaroos.com
Head Coach.....Marsha Frese
Career Record.....26-64 (3 seasons)
Record at School.....Same
Assistant Coaches.....Meredith Doyle
.....Danielle Gratton, Pat Filien
2014-15 Record.....6-24
WAC Record/Finish.....4-10/7th
Starters Returning/Lost.....8/5
Lettermen Returning/Lost.....8/4
Newcomers.....5

Missouri-Kansas City Schedule

November
13 North Florida
16 at Milwaukee
20 at Southeast Missouri
27 Indiana State
28 SIUE
December
3 at Omaha
6 Stephens College
10 at Kansas
12 Denver
19 Bethany College
22 at Northwestern
30 at Towson
January
2 at Morgan State
7 at Seattle*
9 at Bakersfield*
14 New Mexico State*
16 UTRGV*
21 at Utah Valley*
24 at Grand Canyon*
30 at Chicago State*
February
4 Bakersfield*
6 Seattle*
13 at UTRGV*
18 Grand Canyon*
20 Utah Valley*
27 at New Mexico State*
March
4 Chicago State*
9-12 WAC Championship



NOTE ON CONTRIBUTORS

November 24
Macomb, Ill.



Location.....Macomb, Ill.
Enrollment.....11,094
Nickname.....Fighting Leathernecks
Colors.....Purple & Gold
Conference.....Summit League
President.....Dr. Jack Thomas
Athletic DirectorMatt Tanney, J.D.
Home Facility.....Western Hall
Capacity.....5,139
SID.....Dan Wallace
Office Phone.....(630) 450-2077
Email.....dj-wallace2@wiu.edu
Website.....GoLeathernecks.com
Head Coach.....J.D. Gravina
Alma MaterWilliam Jewell, 2000
Career Record.....171-125 (10 Seasons)
Record at School.....57-64 (4 Seasons)
Assistant Coaches.....Seth Minter
.....Bailey Harmon
2014-15 Record.....17-13
Summit Record/Finish.....9-7/t-3rd
Starters Returning/Lost.....3/2
Lettermen Returning/Lost.....9/6
Newcomers.....

13	Central Methodist
15	SIUE
19	at Iowa
21	Chicago State
24	Southeast Missouri
27	vs. Towson
28	vs. Bethune Cookman
December	
2	at Eastern Illinois
5	Ashford
8	at North Dakota
12	UIC
21	at Kansas State
28	at Illinois State
January	
3	Oral Roberts*
1	at Omaha*
7	at Fort Wayne*
9	IUPUI*
15	Denver*
21	at North Dakota State
23	at South Dakota State
27	South Dakota*
30	Omaha*
February	
4	Fort Wayne*
6	at IUPUI*
10	at Denver*
18	at South Dakota*
20	at Oral Roberts*
25	North Dakota State*
27	South Dakota State*
March	
5-8	Summit League Tournament

November 27
El Paso, Texas



Location.....Pocatello, Idaho
Enrollment.....14,489
Nickname.....Bengals
Colors.....Orange & Black
Conference.....Big Sky
President.....Dr. Arthur C. Vailas
Athletic Director.....Jeff Tingey
Home Facility.....Reed Gym
Capacity.....4,000
SID.....Jenna Galloway
Office Phone.....(208) 282-3651
Email.....galjen2@isu.edu
Website.....ISUBengals.com
Head Coach.....Seton Sobolewski
Alma Mater.....Northern Arizona, 2001
Career Record.....113-102 (7 Seasons)
Record at School.....Same
Assistant Coaches.....Mike Trujillo
.....Ryan Johnson, Andrea Videbeck
2014-15 Record.....13-17
Big Sky Record/Finish.....8-10/8th
Starters Returning/Lost.....8/5
Lettermen Returning/Lost.....3/2

November

13	Colorado Christian
19	at Northwestern
21	at Michigan State
24	at Texas Tech
27	vs. Southeast Missouri
December	
5	Seattle
8	Utah State
11	at Boise State
18	Montana Tech
29	at Utah Valley
January	
2	Weber State*
7	at Northern Colorado*
9	at North Dakota*
14	Sacramento State*
16	Portland State*
23	at Weber State*
28	at Southern Utah*
30	at Northern Arizona*
February	
4	North Dakota*
6	Northern Colorado*
11	at Portland State*
13	at Sacramento State*
18	Northern Arizona*
20	Southern Utah*
25	at Montana*
27	at Montana State*
March	
2	Eastern Washington*
4	Idaho*

December 2
Columbia, Mo.



Location.....Columbia, Mo.
Enrollment.....35,441
Nickname.....Tigers
Colors.....Old Gold & Black
Conference.....Southeastern
President.....Timothy M. Wolfe
Athletic DirectorMack Rhoades
Home Facility.....Mizzou Arena
Capacity.....15,061
SID.....Tyler Koonce
Office Phone.....(573) 884-9486
Email.....kooncet@missouri.edu
WebsiteMUTigers.com
Head Coach.....Robin Pingeton
Alma MaterSt. Ambrose, 1990
Career Record.....414-236 (20 seasons)
Record at School.....79-79 (5 seasons)
Assistant Coaches.....Jenny Putnam
.....Michael Porter, RaeShara Brown
2014-15 Record.....19-14
SEC Record/Finish.....7-9 (7th)
Starters Returning/Lost.....4/1
Lettermen Returning/Lost.....11/2
Newcomers.....

November

13	at Missouri State
16	Arkansas-Pine Bluff
18	at Wichita State
22	Wake Forest
24	SIUE
27	vs. Northeastern
28	vs. Saint Mary's
December	
2	Southeast Missouri
7	Loyola Marymount
12	at Colorado
20	Lamar
21	Texas State
29	Charlotte
January	
4	Tennessee*
7	at Georgia*
10	at South Carolina*
14	Mississippi State*
17	at Arkansas*
21	at Texas A&M*
24	Florida*
28	LSU*
31	at Ole Miss*
February	
4	Georgia*
7	at Mississippi State*
11	Alabama*
14	Arkansas*
21	at Auburn*
25	at Kentucky*
28	Vanderbilt*
March	
4-8	SEC Tournament

December 4
Wichita, Kan.



Location.....Wichita, Kans.
Enrollment.....15,003
Nickname.....Shockers
Colors.....Yellow & Black
Conference.....Missouri Valley
President.....Dr. John Bardey
Athletic Director.....Dr. Eric Sexton
Home Facility.....Charles Koch Arena
Capacity.....10,506
SID.....Larry Rankin
Office Phone.....(316) 978-3221
Email.....lrankin@goshockers.com
Website.....GoShockers.com
Head Coach.....Jody Adams
Alma Mater.....Tennessee, 1994
Assistant Coaches.....Kirk Crawford
.....Bridgette Gordon, Kaci Bailey
2014-15 Record.....29-5
MVC Record/Finish.....17-1st

13	at Creighton
18	Missouri
21	at Arkansas State
27	vs. Richmond
December	
4	Southeast Missouri
11	Tennessee
15	Eastern Washington
18	Prairie View A&M
19	North Carolina A&T
22	at Tennessee Tech
29	Oklahoma State
January	
1	at Indiana State*
3	at Illinois State*
8	Northern Iowa*
10	Drake*
15	at Loyola*
17	at Bradley*
22	Southern Illinois*
24	Evansville*
30	Missouri State*
February	
5	at Drake*
7	at Northern Iowa*
12	Bradley*
14	Loyola*
19	at Evansville*
21	at Southern Illinois*
27	at Missouri State
March	
3	Illinois State*
5	Indiana State*
10-13	MVC Tournament



Southeast Missouri State REDHAWKS

Lipscomb December 8 Nashville, Tenn.



Location.....Nashville, Tenn.
Enrollment.....4,593
Nickname.....Lady Bisons
Colors.....Purple & Gold
Conference.....Atlantic Sun
President.....Dr. Randolph Lowry
Athletic Director.....Philip Hutcheson
Home Facility.....Allen Arena
Capacity.....5,028
SID.....April Gilbert
Office Phone.....(615) 966-5453
Email.....April.Gilbert@lipscomb.edu
Website.....LipscombSports.com
Head Coach.....Greg Brown
Alma Mater.....Lipscomb, 1993
Career Record.....17-71 (3 Seasons)
Record at School.....Same
Assistant Coaches.....Courtney Locke
.....Natalie Jarrett, Clay Crothers
2014-15 Record.....8-21
A-Sun Record/Finish.....3-11/7th
Lettermen Returning/Lost.....8/3

Lipscomb Bisons

Lipscomb Schedule

November

13 Loyola (MD)
15 at Georgia Southern
19 at Wright state
22 at Tennessee Tech
24 Murray State
28 vs. North Alabama
29 vs. Texas Southern

December

2 Belmont
5 Morehead State
8 Southeast Missouri
10 Ball State
13 at Tennessee State
21 Western Kentucky
28 at Alabama
30 at Jackson State

January

9 at Kennesaw State*
16 at Jacksonville*
18 at North Florida*
23 Florida Gulf Coast*
25 Stetson*
30 USC Upstate*

February

4 at NJIT*
6 at USC Upstate*
10 NJIT*
13 North Florida*
15 Jacksonville*
20 at Stetson*
22 at Florida Gulf Coast*
27 Kennesaw State*

Central Arkansas

December 13
Cape Girardeau, Mo.



Location.....Conway, Ark.
Enrollment.....11,900
Nickname.....Bears
Colors.....Purple & Gray
Conference.....Southland
President.....Tom Courtway
Athletic Director.....Dr. Brad Teague
Home Facility.....Farris Center
Capacity.....3,450
SID.....Josh Goff
Office Phone.....(501) 450-5695
Email.....jgoff@uca.edu
Website.....UCASports.com
Head Coach.....Sandra Rushing
Alma Mater.....Alabama, 1986
Career Record.....436-282 (26 Seasons)
Record at School.....50-41 (3 Seasons)
Assistant Coaches.....Destinee Rogers
.....Greg Long, Brooke Rhodes
2014-15 Record.....17-14
Southland Record/Finish.....10-8/7th

Central Arkansas Bears

Central Arkansas Schedule

November

13 Hendrix College
15 at Tennessee
21 at Murray State
24 Alcorn State
28 Murray State

December

3 Crowley's Ridge
13 at Southeast Missouri
15 Central Baptist
19 vs. Campbell
20 vs. South Carolina State
29 Jarvis Christian

January

2 Abilene Christian*
5 at Texas A&M - Corpus Christi*
7 at Stephen F. Austin*
11 Lamar*
13 Houston Baptist*
21 at New Orleans*
23 at Nicholls State*
27 at Northwestern State*

February

3 Southeastern Louisiana*
6 New Orleans*
10 Northwestern State*
13 at Incarnate Word*
17 at McNeese State*
20 at Sam Houston State*
24 Sam Houston State*
27 at Southeastern Louisiana*

March

2 Nicholls State*
5 McNeese State*

Southern Illinois December 22 Cape Girardeau, Mo.



Location.....Carbondale, Ill.
Enrollment.....17,989
Nickname.....Salukis
Colors.....Maroon & White
Conference.....Missouri Valley
President.....Randy Dunn
Athletic Director.....Tommy Bell
Home Facility.....SIU Arena
Capacity.....8,339
SID.....TBD
Office Phone.....(618) 453-7235
Email.....N/A
Website.....SIUSalukis.com
Head Coach.....Cindy Stein
Alma Mater.....Illinois, 1983
Career Record.....304-244 (18 Seasons)
Record at School.....22-38 (2 Seasons)
Assistant Coaches.....Andrea Gorski
.....Kat Martin, Christelle N'Garsanet
2014-15 Record.....17-13
MVC Record/Finish.....10-8/5th
Starters Returning/Lost.....5/0
Lettermen Returning/Lost.....9/5

Southern Illinois Salukis

Southern Illinois Schedule

November

13 at DePaul
25 UT Martin
29 at Memphis

December

2 at Murray State
4 SIUE
8 at Illinois
12 Morehead State
19 at Mercer
22 at Southeast Missouri
28 Marshall

January

1 at Drake*
3 at Northern Iowa*
8 Bradley*
10 Loyola*
16 Evansville*
22 at Wichita State*
24 at Missouri State*
29 Indiana State*
31 Illinois State*

February

5 at Loyola*
7 at Bradley*
14 at Evansville*
19 Missouri State*
21 Wichita State*
25 at Illinois State*
28 at Indiana State*

March

3 Northern Iowa*
5 Drake*

Williams Woods

December 30
Cape Girardeau, Mo.



Location.....Fulton, Mo.
Nickname.....Owls
Colors.....Forest Green & Burgundy
Conference.....American Midwest
President.....Dr. Jahnae H. Barnett
Athletic Director.....Jason Vittone
SID.....Ben Mizera
Office Phone.....(573) 592-1627
Email.....ben.mizera@williamswoods.edu
Website.....WWUOwls.com
Head Coach.....Dan Chapla
Alma Mater.....Ottawa, 1993
Assistant Coaches.....Samantha Heck
.....Kaliann Rikard, Chris Newland
2014-15 Record.....23-9
AMC Record.....18-6

William Woods Owls

Williams Woods Schedule

October

30 at Western Illinois

November

3 Tabor College
14 at Graceland
19 Lyon College*
21 Central Baptist*

December

3 at Missouri Baptist*
5 at Harris-Stowe*
14 at Missouri Valley
17 Hannibal-LaGrange*
30 at Southeast Missouri
31 St. Louis College of Pharmacy*

January

2 at Park*
5 at Lindenwood-Belleville*
7 Williams Baptist*
9 Freed-Hardeman*
14 at Stephens College*
16 at Columbia College*
21 at Lyon College*
23 at Central Baptist*
28 Missouri Baptist*
30 Harris-Stowe*

February

4 at Hannibal-LaGrange
11 at St. Louis College of Pharmacy
13 Park*
16 Lindenwood-Belleville*
18 at Williams Baptist*
20 at Freed-Hardeman
25 Stephens College*
27 Columbia College*



Belmont**December 31****Cape Girardeau, Mo.**

Location.....Nashville, Tenn.
 Enrollment.....7,425
 Nickname.....Bruins
 Colors.....Navy, Red, & White
 Conference.....Ohio Valley
 President.....Dr. Robert C. Fisher
 Athletic Director.....Mike Strickland
 Home Facility.....Curb Event Center
 Capacity.....5,000
 SID.....Kenisha Rhone
 Office Phone.....(615) 460-5990
 Email.....kenisha.rhone@belmont.edu
 Website.....BelmontBruins.com
 Head Coach.....Cameron Newbauer
 Alma Mater.....IPFW, 2001
 Career Record.....28-35 (2 Seasons)
 Record at School.....Same
 Assistant Coaches.....Carley Kuhns
Lindy La Rocque, Sean Costello
 2014-15 Record.....14-17
 OVC Record/Finish.....10-6/t-4th
 Starters Returning/Lost.....2/3
 Lettermen Returning/Lost.....8/8
 Newcomers.....7

Morehead State**January 7****Morehead, Ky.**

Location.....Morehead, Ky.
 Enrollment.....10,951
 Nickname.....Eagles
 Colors.....Blue & Gold
 Conference.....Ohio Valley
 President.....Dr. Wayne D. Andrews
 Athletic Director.....Brian Hutchinson
 Home Facility.....Ellis T. Johnson Arena
 Capacity.....6,500
 SID.....Eric Mathews
 Office Phone.....(606) 783-2500
 Email.....exmathews@moreheadstate.edu
 Website.....MSUEagles.com
 Head Coach.....Greg Todd
 Alma Mater.....Eastern Kentucky, 1983
 Career Record.....181-99
 Record at School.....12-18 (1 Season)
 Assistant Coaches.....Jim Brown
Brittany Parker, Lazar Milinkovic
 2014-15 Record.....12-18
 OVC Record/Finish.....8-8/6th
 Starters Returning/Lost.....2/3
 Lettermen Returning/Lost.....5/4
 Newcomers.....4

Belmont Schedule**November**

13 Young Harris
 15 UAB
 19 at Ohio State
 22 Cleveland State
 24 at Alabama A&M
 29 Troy

December

2 at Lipscomb
 6 at Wake Forest
 8 Trevecca
 16 at Chattanooga
 18 at IUPUI
 22 at Green Bay
 29 at Western Kentucky
 31 at Southeast Missouri*

January

5 at SIUE*
 9 Eastern Illinois*
 14 Murray State*
 16 Austin Peay*
 20 at Jacksonville State*
 23 Tennessee State*
 30 at Tennessee Tech*

February

3 Morehead State*
 6 Eastern Kentucky*
 10 Jacksonville State*
 13 at Morehead State*
 15 at UT Martin
 20 Tennessee Tech
 24 at Eastern Kentucky*
 27 at Tennessee State*

March

2-5 OVC Tournament

Tennessee State**January 2****Cape Girardeau, Mo.**

Location.....Nashville, Tenn.
 Enrollment.....9,165
 Nickname.....Lady Tigers
 Colors.....Reflex Blue & White
 Conference.....Ohio Valley
 President.....Dr. Glenda Glover
 Athletic Director.....Teresa L. Phillips
 Home Facility.....Gentry Center
 Capacity.....10,600
 SID.....Zekeya Harrison
 Office Phone.....(615) 963-1867
 Email.....zanderson01@tnstate.edu
 Website.....TSUTigers.com
 Head Coach.....Larry Joe Inman
 Alma Mater.....Austin Peay, 1970
 Career Record.....523-363 (31 seasons)
 Record at School.....43-46 (3 seasons)
 Assistant Coaches.....Joe Bonham
Chelsia Lymon, Le'coe Willingham
 2014-15 Record.....18-13
 OVC Record/Finish.....12-4/3rd
 Starters Returning/Lost.....2/3
 Lettermen Returning/Lost.....7/5
 Newcomers.....6

2015 OPPONENTS**Tennessee State Schedule****November**

13 at Indiana
 24 at Illinois
 28 Texas Southern
 29 North Alabama

December

1 Lane College
 6 at Mississippi State
 13 Lipscomb
 19 vs. Utah State
 20 vs. Florida Atlantic/Montana
 28 at Kentucky
 30 at Youngstown State

January

2 at Southeast Missouri*
 6 at Eastern Illinois*
 9 SIUE*
 14 Austin Peay*
 16 Murray State*
 20 at Tennessee Tech*
 23 at Belmont*
 27 at UT Martin*
 30 at Jacksonville State*

February

3 Eastern Kentucky*
 6 Morehead State*
 10 Tennessee Tech*
 13 at Eastern Kentucky*
 20 Jacksonville State*
 24 at Morehead State*
 27 Belmont*

March

2-5 OVC Tournament

Eastern Kentucky**January 9****Richmond, Ky.**

Location.....Richmond, Ky.
 Enrollment.....16,515
 Nickname.....Colonels
 Colors.....Maroon & White
 Conference.....Ohio Valley
 President.....Dr. Michael T. Benson
 Athletic Director.....Steve Lochmueller
 Home Facility.....McBrayer Arena
 Capacity.....6,500
 SID.....Brandon Johnson
 Office Phone.....(859) 622-6170
 Email.....brandon.johnson@eku.edu
 Website.....EKUSports.com
 Head Coach.....Chrissy Roberts
 Alma Mater.....Eastern Kentucky, 1998
 Career Record.....82-116 (7 Seasons)
 Record at School.....Same
 Assistant Coaches.....Teresa McNair
Colette Cole, Marcus Payne
 2014-15 Record.....9-17
 OVC Record/Finish.....4-12/9th
 Starters Returning/Lost.....4/1
 Lettermen Returning/Lost.....8/4
 Newcomers.....8

Eastern Kentucky Schedule**November**

15 at Richmond
 21 Western Carolina
 24 at Miami (Ohio)
 27 East Tennessee State

December

3 Cincinnati Christian
 5 at Missouri State
 13 Wright State
 16 at Western Kentucky
 20 vs. North Carolina State
 30 Davis & Elkins College

January

2 at Austin Peay*
 7 UT Martin*
 9 Southeast Missouri*
 14 at Eastern Illinois*
 16 at SIUE*
 20 Murray State*
 23 Tennessee Tech*
 27 Jacksonville State*
 30 Morehead State*

February

3 at Tennessee State*
 6 at Belmont*
 13 Tennessee State*
 17 at Jacksonville State*
 20 at Morehead State*
 24 Belmont*
 27 at Tennessee Tech*

March

2-5 OVC Tournament



Southeast Missouri State REDHAWKS

Jacksonville State

January 13

Cape Girardeau, Mo.



Location..... Jacksonville, Ala.
Enrollment..... 8,693
Nickname..... Gamecocks
Colors..... Red & White
Conference..... Ohio Valley
President..... Dr. John M. Beehler
Interim Athletic Director..... Greg Seitz
Home Facility..... Pete Mathews Coliseum
Capacity..... 3,500
SID..... Tony Schmidt
Office Phone..... (256) 782-5377
Email..... aschmidt@jsu.edu
Website..... JSUGamecockSports.com
Head Coach..... Rick Pietri
Alma Mater..... South Alabama, 1987
Career Record..... 253-195
Record at School..... 33-28 (3 Seasons)
Assistant Coaches..... Altherias Warmley
Eric Wise, Eryc Pittman
2014-15 Record..... 19-10
OVC Record/Finish..... 10-6/t-4th

Jacksonville State Gamecocks

Jacksonville State Schedule

November

13 at Memphis
16 at Purdue
19 Kennesaw State
21 at Jackson State
24 Samford
28 Wofford

December

1 Alcorn State
4 at Georgia Southern
13 Tuskegee
15 Savannah State
18 at Nicholls State
21 at Mercer
31 SIUE*

January

2 Eastern Illinois*
7 at Austin Peay*
9 at Murray State*
13 at Southeast Missouri*
16 UT Martin*
20 Belmont*
23 at Morehead State*
27 at Eastern Kentucky*
30 Tennessee State*

February

6 Tennessee Tech*
10 at Belmont*
13 at Tennessee Tech*
17 Eastern Kentucky*
20 at Tennessee State
27 Morehead State*

March

2-5 OVC Tournament

Tennessee Tech

January 16

Cookeville, Tenn.



Location..... Cookeville, Tenn.
Enrollment..... 10,900
Nickname..... Golden Eagles
Colors..... Purple & Gold
Conference..... Ohio Valley
President..... Dr. Phil Oldham
Athletic Director..... Mark Wilson
Home Facility.....
Capacity..... 7,500
SID..... Holly Weber
Office Phone..... (931) 372-6139
Email..... hweber@tntech.edu
Website..... TTUSports.com
Head Coach..... Jim Davis
Alma Mater..... Tennessee Wesleyan, 1970
Career Record..... 37-53
Record at School..... 538-293 (28 Seasons)
Assistant Coaches..... Allison Clark
Bart Walker, Evelyn Thompson
2014-15 Record..... 6-23
OVC Record/Finish..... 3-13/12th
Starters Returning/Lost..... 3/4
Lettermen Returning/Lost..... 6/5
Newcomers..... 6

Tennessee Tech Golden Eagles

Tennessee Tech Schedule

November

14 Arkansas State
16 Mercer
19 Georgia State
22 Lipscomb
27 at Northern Kentucky

December

1 Southern Miss
3 at Xavier
5 at UNC-Greensboro
13 Clemson
18 Louisville
20 at Middle Tennessee
22 Wichita State
28 at Georgia
31 Eastern Illinois*

January

2 SIUE*
7 at Murray State*
9 at Austin Peay*
13 at UT Martin*
16 Southeast Missouri*
21 Tennessee State*
23 at Eastern Kentucky*
27 at Morehead State*
30 Belmont*

February

6 at Jacksonville State*
10 at Tennessee State*
13 Jacksonville State*
17 Morehead State*
20 at Belmont*
27 Eastern Kentucky*

February

2-5 OVC Tournament

SIUE

January 20

Edwardsville, Ill.

February 24

Cape Girardeau, Mo.



Location..... Edwardsville, Ill.
Enrollment..... 14,265
Nickname..... Cougars
Colors..... Red & Black
Conference..... Ohio Valley
Interim Chancellor..... Dr. Stephen Hansen
Athletic Director..... Dr. Bradley Hewitt
Home Facility..... Vadalabene Center
Capacity..... 4,000
SID..... Eric Hess
Office Phone..... (618) 650-3608
Email..... ehess@siue.edu
Website..... SIUECougars.com
Head Coach..... Paula Buscher
Alma Mater..... Missouri State, 1986
Assistant Coaches..... Todd Schultze
Lacey Shalenko
2014-15 Record..... 19-12
OVC Record/Finish..... 13-3/2nd
Starters Returning/Lost..... 4/1
Lettermen Returning/Lost..... 8/3

SIUE Cougars

SIUE Schedule

November

13 Northern Illinois
15 at Western Illinois
20 at Oklahoma State
24 at Missouri
27 vs. Stephen F. Austin
28 at UMKC

December

1 at Illinois State
4 at Southern Illinois
7 Saint Louis
11 IUPUI
13 Omaha
19 at Valparaiso
21 at Central Michigan
31 at Jacksonville State*

January

2 at Tennessee Tech*
5 Belmont*
9 at Tennessee State*
14 Morehead State*
16 Eastern Kentucky*
20 Southeast Missouri*
23 at Murray State*
27 at Austin Peay*
30 Eastern Illinois*

February

6 UT Martin*
10 Murray State*
17 Austin Peay*
20 at UT Martin*
24 at Southeast Missouri*
27 at Eastern Illinois*

March

2-5 OVC Tournament

UT Martin

January 23

Cape Girardeau, Mo.

February 10

Martin, Tenn.



Location..... Martin, Tenn.
Enrollment..... 7,042
Nickname..... Skyhawks
Colors..... Navy Blue & Orange
Conference..... Ohio Valley
Interim Chancellor..... Dr. Robert Smith
Athletic Director..... Julio Freire
Home Facility..... Elam Center
Capacity..... 4,300
SID..... Alex Boggis
Office Phone..... (731) 881-7694
Email..... daboggis@utm.edu
Website..... UTMSports.com
Head Coach..... Kevin McMillan
Alma Mater..... Rhodes, 1989
Career Record..... 120-72 (6 Seasons)
Record at School..... Same
Assistant Coaches..... David Russell
Heather Butler, David Hart, Stacie Evans
2014-15 Record..... 22-11
OVC Record/Finish..... 16-0/1st
Starters Returning/Lost..... 3/2
Lettermen Returning/Lost..... 4/8
Newcomers..... 10

UT Martin Skyhawks

UT Martin Schedule

November

14 vs. North Dakota
15 at Iowa
18 Arkansas State
21 at Illinois
25 at Southern Illinois
28 at Chattanooga

December

2 Alabama
5 Samford
12 at Evansville
15 Miami (Ohio)
18 at Cincinnati
21 at Vanderbilt
28 at Louisville

January

7 at Eastern Kentucky*
9 at Morehead State*
13 Tennessee Tech*
16 at Jacksonville State*
20 at Eastern Illinois*
23 at Southeast Missouri*
27 Tennessee State*
30 Murray State*

February

3 Austin Peay*
6 at SIUE*
10 Southeast Missouri*
13 at Austin Peay*
15 Belmont*
20 SIUE*
24 Eastern Illinois*
27 at Murray State*

March

2-5 OVC Tournament





Southeast Missouri State **REDHAWKS**



The Ohio Valley Conference Men's and Women's Basketball Tournaments will once again return to the Nashville Municipal Auditorium in 2016 (March 2-5).

The combined men's and women's championship have been held at Municipal Auditorium 10 previous times: 1994, 1995, 1996, 2004, 2008, 2011, 2012, 2013, 2014 and 2015). The men also held its championship at the venue in 1989. Prior to the tournament being at the end of the season, the 1967 men's tournament was also held at Municipal Auditorium in December of that year.

The move to Municipal Auditorium keeps the championships in Nashville, a place it will have been held 22 times in the last 23 years. The only year the tournament have not been held in Nashville during that stretch was 2002.

OVC Women's Basketball Championship Schedule

First Round: Wednesday, March 2, 2016

Game 1: #1 Seed vs. #8 Seed, 12:00 p.m.

Game 2: #2 seed vs. #7 seed, 2 p.m.

First Round: Thursday, March 3, 2016

Game 3: #4 Seed vs. #5 Seed, 12:00 p.m.

Game 4: #3 Seed vs. #6 Seed, 2:00 p.m.

Semifinals: Friday, March 4, 2016

Game 5: Winner of Game 1 vs. Winner of Game 2, 12:00 p.m.

Game 6: #3 Winners of Game 3 vs. Winner of Game 4, 2:00 p.m.

Championship: Saturday, March 5, 2016

Game 7: Semifinal Winners, 12:00 p.m.





RECORDS & HISTORY



WOMEN'S BASKETBALL



Southeast Missouri State **REDHAWKS**

OVC Player of the Year

1996 Gray C. Harris
2005 Tatiana Conceicao

All-OVC First Team

1992 Renee Rogliardi
1994 Gray C. Harris
1995 Gray C. Harris
1996 Gray C. Harris
2001 Lori Chase
2005 Tatiana Conceicao
2006 Tatiana Conceicao
2007 Lachelle Lyles
2008 Missy Whitney

All-OVC Second Team

1993 Julie Meier
1994 Julie Meier
1998 Jamie Koester
1999 Paula Corder-King
2002 Lori Chase
2003 Lori Chase
2007 Missy Whitney
2008 Tarina Nixon
2009 Tarina Nixon

All-OVC Honorable Mention

1997 Jamie Koester
1997 Kim Palmer
1999 Pam Iversen
1999 Rusty Sowers
2003 Carina Souza
2003 Kenja White

OVC Newcomer of the Year

2003 Kenja White
2004 Sami Jo Cotton

OVC All-Newcomer Team

1993 Julie Meier
1993 Gray C. Harris
1996 Sarah Miller
1996 Zandra Moore
1997 Sarah Frazier
1999 Pam Iversen
2000 Lori Chase
2007 Missy Whitney
2013 Kara Wright

OVC Coach of the Year

1999 Ed Arnzen
2007 John Ishee

OVC Tournament MVP

2006 Tatiana Conceicao
2007 Sonya Daugherty

OVC All-Tournament Team

2003 Lori Chase
2003 Kenja White
2005 Tatiana Conceicao
2005 Natalie Purcell
2006 Lachelle Lyles
2007 Lachelle Lyles
2007 Sonya Daugherty

Academic All-District First Team

2008 Rachel Blunt
2009 Rachel Blunt

WBCA Academic Top-25

2012-13 (5th; 3.546 GPA)



Tatiana Conceicao was a two-time First Team All-OVC selection, the 2005 OVC Player of the Year and 2006 OVC Tournament MVP



Sonya Daugherty was named the 2007 OVC Tournament MVP



John Ishee was the 2007 OVC Coach of the Year



Rachel Blunt was a two-time CoSIDA/ESPN the Magazine Academic All-District First Team selection



HONORS & AWARDS

NCAA South Regional MVP

1991 Renee Rogliardi

MIAA MVP

1991 Jerri Wiley

MIAA First Team

1983 Pat Colon
 1984 Pat Colon
 1984 Virginia Blissett
 1985 Virginia Blissett
 1986 Pat Colon
 1986 Virginia Blissett
 1987 Sandy Heitschmidt
 1988 Anne Cook
 1988 Michelle Horneker
 1989 Lisa Foster
 1990 Michelle Horneker
 1990 Jerri Wiley
 1991 Jerri Wiley
 1991 Sherry Mitchell
 1991 Renee Rogliardi

MIAA Second Team

1983 Mary Herring
 1984 Mary Herring
 1985 Sandy Heitschmidt
 1986 Sandy Heitschmidt
 1987 Pat Colon
 1988 Lisa Foster
 1989 Sherry Mitchell
 1990 Sarita Wesley
 1991 Sarita Wesley

MIAA Honorable Mention

1983 Karen Vaughn
 1983 Cindy Zadnick
 1984 Cindy Zadnick
 1986 Nina Menifee
 1986 Stephanie Williams
 1987 Stephanie Williams
 1987 Sherri Shirrell
 1988 Sherry Mitchell
 1988 Vera Roberts
 1989 Sarita Wesley
 1989 Michelle Horneker
 1990 Sherry Mitchell
 1990 Renee Rogliardi
 1991 Anne Cate

MIAA Newcomer Team

1990 Jerri Wiley

MIAA Freshman Team

1991 Anne Cate

MIAA Coach of the Year

1986 Ed Arnzen
 1987 Ed Arnzen
 1991 Ed Arnzen





Southeast Missouri State REDHAWKS

Team Game Records

POINTS

Game - 107 vs. Lyon College (11/23/04)
Season - 2,750 (1990-91)

FIELD GOALS MADE

Game - 48, vs. Missouri Baptist (12/8/87)
Season - 1,109 (1990-91)

FIELD GOALS ATTEMPTED

Game - 92, vs. Mankato State (12/2/88)
Season - 2,391 (1990-91)

FIELD GOAL PERCENTAGE

Game - .648
Season - .495 (1983-84)

THREE-POINTERS MADE

Game - 16, vs. Morehead State (1/11/03)
Season - 227 (2004-05)

THREE-POINTERS ATTEMPTED

Game - 34, vs. Quinnipiac (11/30/02)
Season - 662 (2004-05)

THREE-POINT FIELD GOAL PERCENTAGE

Game - 1.000 (3x), last vs. Saint Louis (12/30/92)
Season - .384 (1992-93)

FREE THROWS MADE

Game - 38, vs. Eastern Kentucky (1/2/99)
Season - 525, (2000-01)

FREE THROWS ATTEMPTED

Game - 54, vs. Eastern Kentucky (1/2/99)
Season - 726, (1990-91)

FREE THROW PERCENTAGE

Game - 1.000 (12x), last at Green Bay (12/10/10)
Season - .759, (1981-82)

REBOUNDS

Game - 64, vs. UT Martin (12/1/90)
Season - 1,546, (1990-91)

ASSISTS

Game - 32, vs. Tennessee State (1/14/04)
Season - 650, (1990-91)

STEALS

Game - 30, vs Oakland City (12/16/02)
Season - 437, (1990-91)

BLOCKED SHOTS

Game - 10 at Eastern Illinois (2/14/07)
Season - 124, (2006-07)

MISCELLANEOUS TEAM RECORDS

POINTS IN A GAME 107 vs. Lyon College (11/23/04)

POINTS IN A HALF 61 (three times), last vs. Lyon College (11/23/04)

POINTS BY BOTH TEAMS 196, vs. Christian Brothers (12/1/79)

POINTS BY OPPONENT 113 by Union (1976)

POINTS IN LOSING EFFORT 93, vs. Christian Brothers (12/1/79)

MOST GAMES PLAYED 35, (1990-91)

MOST WINS 31, (1990-91)

MOST LOSSES 22, (2011-12)

FEWEST WINS 5, (1996-97)

FEWEST LOSSES 4 (3 times), last in 1990-91

BEST W/L PERCENTAGE .885, (1990-91)

MOST CONFERENCE WINS 17, (2007-08)

MOST CONFERENCE LOSSES 15, (1996-97)

FEWEST CONFERENCE WINS 3 (2times), last in 2014-15

FEWEST CONFERENCE LOSSES 1 (3 times), last in 1987-88

BEST CONFERENCE W/L % .928 (twice), last in 1987-88

MOST CONSECUTIVE WINS 21, (1990-91)

MOST CONSECUTIVE LOSSES 9, (2009-10)



The 1990-91 team holds 14 team records including most wins in a season (31).



Individual Game Records

POINTS

Game - 49, Gray C. Harris vs. Williams Baptist (2/26/96)
Season - 713, Gray C. Harris (1995-96)
Career - 2,176, Gray C. Harris (1992-96)

SCORING AVERAGE

Season - 26.4, Gray C. Harris (1995-96)
Career - 20.5, Gray C. Harris (1992-96)

GAMES

Season - 35 (twice), last by Stephanie Holland (1990-91)
Career - 123, Sherry Mitchell (1987-91)

FIELD GOALS MADE

Game - 17, Gray C. Harris vs. Williams Baptist (2/26/96)
Season - 255, Gray C. Harris (1995-96)
Career - 875, Pat Colon (1982-87)

FIELD GOALS ATTEMPTED

Game - 30, Gray C. Harris vs. UT Martin (2/8/96)
Season - 544, Gray C. Harris (1995-96)
Career - 1,649, Gray C. Harris (1992-96)

FIELD GOAL PERCENTAGE

Career - .598, Pat Colon (1982-87)

THREE-POINTERS MADE

Game - 9, Paula Corder-King vs. Eastern Kentucky (1/2/99)
Season - 68, Julie Meier (1993-94)
and Natalie Purcell (2005-06)
Career - 174, Julie Meier (1991-95)

THREE-POINTERS ATTEMPTED

Game - 16, Lisa Foster vs. SIU Edwardsville (1/25/88)
Season - 204, Natalie Purcell (2005-06)



Natalie Purcell shares the school record for most three-pointers made in a single season with 68 (2005-06).

FREE THROWS MADE

Game - 23, Lori Chase vs. Tennessee State (2/3/01)
Season - 202, Gray C. Harris (1995-96)
Career - 611, Gray C. Harris (1992-96)

FREE THROWS ATTEMPTED

Game - 25, Lori Chase vs. Tennessee State (2/3/01)
Season - 276, Gray C. Harris (1995-96)

FREE THROW PERCENTAGE

Season - .941, Paula Corder-King (1999-00)
Career - .938, Paula Corder-King (1998-00)

REBOUNDS

Game - 32, Lachelle Lyles vs. Tennessee State (12/7/06)
Season - 527, Lachelle Lyles (2006-07)
Career - 1,003, Pat Colon (1982-87)

REBOUNDING AVERAGE

Season - 17.0, Lachelle Lyles (2006-07)

ASSISTS


Game - 18, Sandy Kearbey vs. UMSL (1/21/81)
Season - 232, Sherry Mitchell (1990-91)
Career - 639, Sherry Mitchell (1987-91)

STEALS

Game - 10, Mary Herring vs. Stetson (11/27/82)
Season - 114, Sherry Mitchell (1988-89)
Career - 335, Sherry Mitchell (1987-91)

BLOCKED SHOTS

Game - 6 (four times), last by Missy Whitney at EIU (2/14/07)
Season - 49, Chandra Brown (2004-05)
Career - 115 (tied), Vera Roberts (1986-90) & Pam Iversen (1998-02)



Lachelle Lyles set the school's and OVC's single season rebounding record during the 2006-07 season when she led the nation with 17.0 rebounds per game.



Southeast Missouri State REDHAWKS

Single-Season Records

POINTS

1.	Gray C. Harris, 1995-96	713
2.	Gray C. Harris, 1994-95	630
3.	Tatiana Conceicao, 2005-06	601
4.	Pat Colon, 1985-86	586
5.	Virginia Blissett, 1985-86	563
6.	Pat Colon, 1983-84	550
7.	Jerri Wiley, 1990-91	540
8.	Tatiana Conceicao, 2004-05	527
9.	Gray C. Harris, 1993-94	491
10.	Jerri Wiley, 1989-90	485

FIELD GOAL PERCENTAGE (min. 75 made)

1.	Pat Colon, 1985-86	62.7% (249-of-397)
2.	Pat Colon, 1983-84	61.4% (239-of-389)
3.	Pam Iversen, 2000-01	60.2% (100-of-166)
4.	Pat Colon, 1986-87	59.8% (205-of-343)
5.	Anne Crowley, 1982-83	57.0% (57-of-100)
6.	Anne Cook, 1987-88	56.8% (159-of-280)
7.	Jerri Wiley, 1989-90	55.6% (190-of-342)
8.	Jerri Wiley, 1990-91	55.0% (210-of-382)
9.	Pat Colon, 1982-83	54.7% (182-of-333)
10.	Lachelle Lyles, 2005-06	54.4% (56-of-103)

3-POINT FIELD GOAL PERCENTAGE (min. 30 made)

1.	Julie Meier, 1993-94	46.3% (68-of-147)
2.	Kristy Roherty, 1999-00	46.2% (42-of-91)
3.	Julie Meier, 1992-93	45.6% (52-of-114)
4.	Julie Meier, 1994-95	44.1% (49-of-111)
5.	Paula Corder-King, 1998-99	43.1% (56-of-130)
6.	Tarina Nixon, 2006-07	40.9% (56-of-137)
7.	Tarina Nixon, 2005-06	40.5% (30-of-74)
8.	Sami Jo Cotton, 2003-04	39.5% (64-of-162)
9.	Brandi Russia, 2004-05	38.9% (51-of-131)
10.	Paula Corder-King, 1999-00	38.1% (59-of-155)

FREE THROW PERCENTAGE (min. 50 made)

1.	Paula Corder-King, 1998-99	94.1% (111-of-118)
2.	Paula Corder-King, 1999-00	93.2% (69-of-74)
3.	Pam Iversen, 1998-99	89.5% (68-of-76)
4.	Jasmine Davis, 2009-10	87.7% (57-of-65)
5.	Anne Cooke, 1987-88	87.5% (70-of-80)
6.	Lori Chase, 2000-01	85.0% (181-of-213)
7.	Yashika Sidbury, 2002-03	84.7% (50-of-59)
8.	Jordan Hunter, 2012-13	83.3% (60-of-72)
9.	Lori Chase, 1999-00	82.6% (95-of-115)
10.	Sandy Heitschmidt, 1986-87	81.1% (73-of-90)

REBOUNDS

1.	Lachelle Lyles, 2006-07	527
2.	Jerri Wiley, 1990-91	328
3.	Gray C. Harris, 1993-94	290
4.	Pat Colon, 1985-86	289
5.	Jerri Wiley, 1989-90	281
6.	Pat Colon, 1983-84	277
7.	Patricia Mack, 2012-13	270
8.	Mary Waters, 1981-82	255
9.	Missy Whitney, 2006-07	249
10.	Virginia Blissett, 1985-86	246
	Virginia Blissett, 1984-85	246

ASSISTS

1.	Sherry Mitchell, 1990-91	232
2.	Mary Herring, 1982-83	226
3.	Mary Herring, 1983-84	213
4.	Sherry Mitchell, 1989-90	156
5.	Stephanie Williams, 1986-87	151
6.	Sara Costello, 2003-04	144
7.	Sandy Heitschmidt, 1986-87	141
8.	Sandy Heitschmidt, 1985-86	139
9.	Dawn Massani, 1995-96	132
10.	Stephanie Williams, 1985-86	126

BLOCKS

1.	Chandra Brown, 2004-05	49
2.	Vera Roberts, 1987-88	46
	Pam Iversen 2001-02	46
4.	Missy Whitney, 2006-07	45
5.	Missy Whitney, 2007-08	40
6.	Allison Iversen, 1999-00	39
7.	Courtney Shiffer, 2010-11	36
8.	Jamie Koester, 1997-98	35
	Kim Palmer, 1995-96	35
10.	Pam Iversen, 1998-99	33
	Kim Palmer, 1996-97	33
	Lachelle Lyles, 2006-07	33

3-POINT FIELD GOALS MADE

1.	Natalie Purcell, 2005-06	68
	Julie Meier, 1993-94	68
3.	Sammi Jo Cotton, 2003-04	67
4.	Rusty Sowers, 1997-98	59
	Paula Corder-King, 1999-00	59
6.	Paula Corder-King, 1998-99	56
	Julie Meier, 1994-95	56
	Tarina Nixon, 2006-07	56
9.	Julie Meier, 1992-93	52
10.	Yashika Sidbury, 2002-03	51
	Rusty Sowers, 1997-98	51

STEALS

1.	Sherry Mitchell, 1988-89	114
2.	Sherry Mitchell, 1990-91	95
3.	Sherry Mitchell, 1989-90	81
4.	Tammy Page, 1978-79	77
5.	Sherre Simmons, 1981-82	75
6.	Mary Herring, 1983-84	74
7.	Tatiana Conceicao, 2004-05	73
8.	Selina Madison, 1978-79	69
	Jerri Wiley, 1990-91	69
	Gray C. Harris, 1994-95/1995-96	69
	Sarah Costello, 2002-03	69



Career Records

POINTS

1.	Gray C. Harris, 1992-96.....	2,176
2.	Pat Colon, 1982-87.....	2,034
3.	Lori Chase, 1999-03.....	1,501
4.	Virginia Blissett, 1983-86.....	1,463
5.	Sherry Mitchell, 1987-91.....	1,398
6.	Sandy Heitschmidt, 1983-87.....	1,372
7.	Renee Rogliardi, 1987-92.....	1,371
8.	Cindy Zadnick, 1981-85.....	1,298
9.	Michelle Horneker, 1986-90.....	1,290
10.	Sonya Daugherty, 2005-09.....	1,170

3-POINT FIELD GOALS MADE

1.	Julie Meier, 1991-95.....	174
2.	Tarina Nixon, 2005-09.....	169
3.	Allyson Bradshaw, 2011-15.....	162
4.	Natalie Purcell, 2004-06.....	123
5.	Paula Corder-King, 1998-2000.....	115
6.	Rusty Sowers, 1997-99.....	110
7.	Yashika Sidbury, 2002-04.....	93
8.	Sonya Daugherty, 2005-09.....	90
9.	Anne Cate, 1990-95.....	82
10.	Bailie Roberts, 2009-13.....	80

REBOUNDS

1.	Pat Colon, 1982-87.....	1,003
2.	Gray C. Harris, 1992-96.....	872
3.	Patricia Mack, 2009-14.....	865
4.	Pam Iversen 1998-02.....	770
5.	Renee Rogliardi, 1987-92.....	766
6.	Lachelle Lyles, 2005-07.....	726
7.	Sandy Heitschmidt, 1983-87.....	721
8.	Vera Roberts, 1986-90.....	719
9.	Kim Palmer, 1993-98.....	676
10.	Virginia Blissett, 1983-86.....	667
	Sherry Mitchell, 1987-91.....	667

ASSISTS


1.	Sherry Mitchell, 1987-91.....	639
2.	Sandy Heitschmidt, 1983-87.....	470
3.	Cindy Zadnick, 1981-85.....	357
	Sarita Wesley, 1987-91.....	357
5.	Tonia Harris, 1992-95.....	338
6.	Dawn Massani, 1993-97.....	325
7.	Julie Meier, 1991-95.....	297
8.	Tarina Nixon, 2005-09.....	293
9.	Moneik Campbell, 1996-00.....	290
10.	LaShelle Porter, 1998-03.....	274

BLOCKS


1.	Vera Roberts, 1986-90.....	115
	Pam Iversen, 1998-02.....	115
3.	Renee Rogliardi, 1987-92.....	108
4.	Kim Palmer, 1993-98.....	96
5.	Missy Whitney, 2006-08.....	85
6.	Chandra Brown, 2003-05.....	75
7.	Courtney Shiffer, 2010-13.....	73
8.	Allison Iversen, 1998-00.....	70
9.	Jamie Koester, 1996-98.....	64
10.	Pat Colon, 1982-87.....	56

STEALS

1.	Sherry Mitchell, 1987-91.....	335
2.	Gray C. Harris, 1992-96.....	260
3.	LaShelle Porter, 1999-02.....	203
4.	Sandy Heitschmidt, 1983-87.....	188
5.	Tarina Nixon, 2005-09.....	176
6.	Mary Herring, 1982-84.....	163
7.	Moneik Campbell, 1996-99.....	159
8.	Sarita Wesley, 1988-91.....	147
9.	Sonya Daugherty, 2005-09.....	144
10.	Sherre Simmons, 1980-83.....	141



Pat Colon is the only Southeast player to record over 1,000 career rebounds



Julie Meier holds the school record for career and single-season three-pointers



Tarina Nixon ranks second in career three pointers, fifth in career steals and eighth in career assists



Pam Iversen shares the career blocked shots record with Vera Roberts



Southeast Missouri State REDHAWKS

1,000 Point Club

1,000 Point Scorers (All-Time)

Gray C. Harris, 1992-96.....	2,176
Pat Colon, 1982-87.....	2,034
Lori Chase, 1999-03.....	1,501
Virginia Blissett, 1983-86.....	1,463
Sherry Mitchell, 1987-91.....	1,398
Sandy Heitschmidt, 1983-87.....	1,372
Renee Rogliardi, 1987-92.....	1,371
Cindy Zadnick, 1981-85.....	1,298
Michelle Horneker, 1986-90.....	1,290
Sonya Daugherty, 2005-09.....	1,170
Pam Iversen, 1998-02.....	1,158
Tarina Nixon, 2005-09.....	1,150
Karen Vaughn, 1979-83.....	1,073
Tatiana Conceicao, 2004-06.....	1,073
Sarita Wesley, 1987-91.....	1,029
Jerri Wiley, 1989-91.....	1,025

1,000 Point Scorers (Division I Era)

Gray C. Harris, 1992-96.....	2,176
Lori Chase, 1999-03.....	1,501
Renee Rogliardi, 1987-92*.....	1,371
Sonya Daugherty, 2005-09.....	1,170
Pam Iversen, 1998-02.....	1,158
Tarina Nixon, 2005-09.....	1,150
Tatiana Conceicao, 2004-06.....	1,073

**Scored 923 points during Southeast's Division II days. Scored 448 in lone DI season.*



Gray C. Harris tallied 2,176 points at Southeast, the only player to score over 2,000 career points in the Division I era.



Lori Chase scored 1,501 career points, second most in Southeast's Division I era.



Tatiana Conceicao scored 1,073 points in only two seasons at Southeast.



COACHING HISTORY

Year	Head Coach	Record	Conf. Record	Conf. Tournament	Postseason
1975-76	Donna Enslow	0-10	-	-	-
1976-77	Amy Spence	2-18	-	-	-
1977-78	Amy Spence	6-20	-	-	-
1978-79	Amy Spence	11-15	-	-	-
1979-80	Amy Spence	8-16	-	-	-
1980-81	Angela Beck	9-15	-	-	-
1981-82	Angela Beck	23-11	-	-	-
1982-83	Angela Beck	21-8	10-2 MIAA/2nd	1st Round	NCAA 2nd Round
1983-84	Ed Arnzen	23-6	10-2 MIAA/t-1st	Finals	NCAA 2nd Round
1984-85	Ed Arnzen	18-10	7-5 MIAA/3rd	Finals	NCAA 2nd Round
1985-86	Ed Arnzen	25-6	11-1 MIAA/t-1st	Finals	NCAA 2nd Round
1986-87	Ed Arnzen	26-4	13-1 MIAA/1st	Champions	NCAA 1st Round
1987-88	Ed Arnzen	26-4	13-1 MIAA/t-1st	Finals	NCAA 1st Round
1988-89	Ed Arnzen	23-7	12-2 MIAA/2nd	Finals	NCAA 1st Round
1989-90	Ed Arnzen	24-6	14-2 MIAA/t-1st/1st South	Finals	NCAA 1st Round
1990-91	Ed Arnzen	31-4	14-2 MIAA/2nd	Champions	NCAA Finals
1991-92	Ed Arnzen	16-12	7-7 OVC/4th	1st Round	-
1992-93	Ed Arnzen	13-13	8-8 OVC/t-5th	Did not qualify	2nd NIT
1993-94	Ed Arnzen	16-11	9-7 OVC/5th	1st Round	5th NIT
1994-95	Ed Arnzen	12-15	4-12 OVC/7th	1st Round	3rd NIT
1995-96	Ed Arnzen	14-13	9-7 OVC/3rd	1st Round	3rd NIT
1996-97	Ed Arnzen	5-21	3-15 OVC/10th	Did not qualify	2nd NIT
1997-98	Ed Arnzen	8-19	5-13 OVC/8th	1st Round	-
1998-99	Ed Arnzen	19-9	13-5 OVC/4th	Semifinals	-
1999-00	Ed Arnzen	12-16^	7-11 OVC/7th	1st Round	-
2000-01	Ed Arnzen	14-13	9-7 OVC/4th	1st Round	-
2001-02	Ed Arnzen	16-12	8-8 OVC/5th	1st Round	-
2002-03	BJ Smith	19-11	11-5 OVC/2nd	Semifinals	-
2003-04	BJ Smith	16-13	10-6 OVC/4th	Semifinals	-
2004-05	BJ Smith	0-8*	0-2 OVC*	N/A*	-
2005-06	BJ Smith	0-9*	0-4 OVC*	N/A*	-
2006-07	John Ishee	24-8	16-4 OVC/1st	Champions	NCAA 1st Round
2007-08	John Ishee	23-9	17-3 OVC/1st	Finals	WNIT 1st Round
2008-09	John Ishee	15-15	10-8 OVC/t-5th	1st Round	-
2009-10	John Ishee	7-21	4-14 OVC/10th	Did not qualify	-
2010-11	John Ishee	8-21	4-14 OVC/9th	Did not qualify	-
2011-12	Ty Margenthaler	7-22	4-12 OVC/10th	Did not qualify	-
2012-13	Ty Margenthaler	11-18	5-11 OVC/t-9th	Did not qualify	-
2013-14	Ty Margenthaler	10-19	6-10 OVC/t-9th	Did not qualify	-
2014-15	Ty Margenthaler	9-19	3-13 OVC/t-9th	Did not qualify	-
	Heather Ezell [§]	1-0	-	-	-
40 years	7 Head Coaches	605-400-1			

ALL-TIME COACHING RECORDS

Head Coach	Record	Years
Donna Enslow	0-10	1
Amy Spence	27-69	4
Angela Beck	53-34	3
Ed Arnzen	340-202 (144-155 DI)	19
BJ Smith	35-41*	4
John Ishee	77-74	5
Ty Margenthaler	37-78	4

History Notes:

Southeast moved to Division I prior to the 1991-92 season.

[^] = One win came via opponent forfeit. Southeast picked up the win as a team, but Ed Arnzen's coaching record was 11-17 that season.

* = All wins in the 2004-05 and 2005-06 seasons were vacated due to NCAA sanctions. Southeast vacated OVC Tournament title and NCAA Tournament appearance in the 2005-06 season.

Records unavailable prior to 1975-76 season.

[§] = Assistant coach Heather Ezell was credited with the 66-38 victory over Alabama A&M on Nov. 14, 2014 while serving as acting head coach.



Southeast Missouri State REDHAWKS

Southeast

Year	G	Min	fg-fga	pct	3fg-3fga	pct	ft-fta	pct	Rebounding			pf-fa	ast	to	blk	stl	pts	avg
									off-def	tot	avg							
1991-92	28	5600	762-1847	.413	18-84	.214	339-503	.674	492-709	1201	42.9	498-7	425	453	94	254	1881	67.2
1992-93	26	5200	689-1702	.405	68-177	.384	307-431	.712	422-598	1020	39.2	483-9	389	395	51	299	1753	67.4
1993-94	27	5400	704-1675	.420	96-266	.361	425-643	.661	445-680	1125	41.7	485-8	348	421	27	234	1929	71.4
1994-95	27	5650	696-1667	.418	113-317	.356	358-538	.665	378-645	1023	37.9	498-12	417	462	48	256	1863	69.0
1995-96	27	5400	709-1653	.429	80-258	.310	457-684	.688	360-689	1049	38.9	486-11	408	482	70	228	1955	72.4
1996-97	26	5225	580-1486	.390	104-367	.283	301-471	.639	325-635	960	36.9	489-13	361	508	102	197	1565	60.2
1997-98	27	5550	598-1490	.401	119-386	.308	413-652	.633	348-661	1009	37.4	501-7	362	561	66	231	1728	64.0
1998-99	28	5650	726-1652	.439	164-468	.350	470-620	.758	342-730	1072	38.3	516-6	437	500	90	228	2086	74.5
1999-00	28	5675	681-1573	.433	145-394	.368	461-632	.729	349-672	1021	36.5	452-7	400	551	95	227	1968	70.3
2000-01	27	5450	674-1581	.426	99-308	.321	525-712	.737	371-644	1015	37.6	458-12	351	503	71	256	1972	73.0
2001-02	28	5650	753-1620	.465	111-308	.360	420-573	.733	332-713	1045	37.3	424-4	425	512	83	242	2037	72.8
2002-03	30	6075	800-1818	.440	193-628	.307	478-661	.723	375-736	1111	37.0	610-13	473	613	39	339	2271	75.7
2003-04	29	5850	722-1744	.414	202-642	.315	424-595	.713	350-705	1055	36.4	614-16	444	517	56	310	2070	71.4
2004-05	30	6075	792-1820	.435	227-662	.343	403-505	.665	373-754	1127	37.6	630-18	484	545	99	346	2214	73.8
2005-06	31	6300	782-1835	.426	209-646	.324	428-639	.670	416-806	1222	39.4	601-14	432	533	61	272	2201	71.0
2006-07	32	6475	748-1853	.404	167-457	.365	485-709	.684	479-909	1388	43.4	517-9	404	495	124	215	2148	67.1
2007-08	32	6425	678-1793	.378	160-525	.305	469-669	.701	420-745	1165	36.4	508-9	346	437	83	331	1985	62.0
2008-09	30	6025	609-1649	.369	165-534	.309	419-602	.696	371-722	1093	36.4	474-5	336	486	58	294	1802	60.1
2009-10	28	5600	518-1539	.337	139-514	.270	320-464	.690	335-666	1001	35.8	505-14	293	528	64	195	1495	53.4
2010-11	29	5800	515-1490	.346	154-555	.277	308-439	.702	271-683	954	32.9	520-8	311	566	87	200	1492	51.4
2011-12	29	5825	534-1564	.341	99-434	.228	356-524	.679	348-738	1086	37.4	480-10	313	525	65	171	1523	52.5
2012-13	29	5800	629-1671	.376	162-556	.291	302-416	.726	313-805	1118	38.6	463-12	400	469	74	170	1722	59.4
2013-14	29	5800	647-1703	.380	136-472	.288	410-606	.677	372-767	1139	39.3	618-11	346	460	59	163	1840	63.4
2014-15	29	5824	662-1734	.382	130-467	.278	301-497	.606	357-768	1125	38.8	539-9	327	443	86	228	1755	60.5

Division I school records in bold

Opponents

Year	G	Min	fg-fga	pct	3fg-3fga	pct	ft-fta	pct	Rebounding			pf	ast	to	blk	stl	pts	avg
									off-def	tot	avg							
1991-92	28	5600	673-1663	.405	128-394	.324	374-543	.687	393-673	1066	38.1	468	422	515	107	219	1847	66.0
1992-93	26	5200	619-1419	.436	123-469	.333	356-513	.694	317-660	977	37.6	422	412	521	76	201	1717	66.0
1993-94	27	5400	650-1615	.402	122-435	.280	340-504	.675	390-683	1073	39.7	545	358	496	67	192	1762	65.3
1994-95	27	5650	696-1667	.425	148-448	.330	399-547	.729	355-686	1041	38.6	490	448	482	55	243	1903	70.5
1995-96	27	5400	745-1723	.432	151-434	.348	344-536	.642	412-708	1120	41.5	522	443	503	N/A	202	1985	73.5
1996-97	26	5225	666-1603	.415	139-403	.345	411-570	.721	396-689	1085	41.7	456	404	419	67	259	1882	72.4
1997-98	27	5550	734-1683	.436	135-381	.354	386-540	.681	386-681	1067	39.5	552	469	480	81	293	1971	73.0
1998-99	28	5650	682-1737	.393	126-420	.300	383-548	.699	422-676	1098	39.2	557	395	536	69	240	1873	66.9
1999-00	28	5675	762-1755	.434	161-432	.372	324-460	.704	385-648	1033	36.9	561	453	518	90	260	2009	71.8
2000-01	27	5450	683-1563	.437	128-360	.356	365-514	.710	299-630	929	34.4	553	391	536	65	232	1859	68.9
2001-02	28	5650	717-1716	.418	153-418	.366	320-444	.721	333-629	962	34.4	501	375	506	77	238	1907	68.1
2002-03	30	6075	746-1708	.473	96-301	.319	477-678	.704	343-742	1085	36.2	579	428	687	76	271	2065	68.8
2003-04	29	5850	674-1568	.430	99-323	.307	473-685	.691	312-756	1068	36.8	525	341	605	59	253	1920	66.2
2004-05	30	6075	618-1572	.393	110-334	.329	499-736	.678	300-735	1035	34.5	526	326	673	67	268	1845	61.5
2005-06	31	6300	782-1835	.399	121-381	.318	502-707	.710	309-751	1060	34.2	583	313	559	92	215	1969	63.5
2006-07	32	6475	690-1876	.368	163-547	.298	428-584	.733	357-741	1098	34.3	594	349	440	75	234	1971	61.6
2007-08	32	6475	637-1626	.392	170-545	.312	364-521	.699	331-821	1152	36.0	557	400	593	112	191	1808	56.5
2008-09	30	6025	645-1586	.407	149-521	.291	325-511	.626	331-761	1092	36.4	553	371	565	92	230	1764	58.8
2009-10	28	5600	615-1520	.405	184-571	.322	410-588	.697	351-769	1120	40.0	505	397	500	89	245	1824	65.1
2010-11	29	5800	638-1628	.392	185-597	.310	428-604	.709	405-776	1181	40.7	485	439	494	99	301	1889	65.1
2011-12	29	5825	665-1676	.397	154-498	.309	377-542	.696	363-778	1141	39.3	489	353	415	88	241	1861	64.2
2012-13	29	5800	666-1765	.377	149-508	.293	359-518	.693	382-797	1179	40.7	434	353	411	96	230	1840	63.4
2013-14	29	5800	680-1667	.408	144-455	.316	513-683	.751	311-798	1109	38.2	559	368	398	103	191	2017	69.6
2014-15	29	5824	715-1729	.414	124-422	.294	348-527	.660	350-832	1182	40.8	492	360	439	87	189	1902	65.6



YEAR-BY-YEAR STATS & LEADERS

Points

Year	Player	Pts	Avg
1991-92	Renee Rogliardi	448	16.0
1992-93	Gray C. Harris	342	13.2
1993-94	Gray C. Harris	491	18.2
1994-95	Gray C. Harris	630	24.2
1995-96	Gray C. Harris	713	26.4
1996-97	Jamie Koester	305	15.3
1997-98	Jamie Koester	330	12.2
1998-99	Paula Corder-King	411	14.7
1999-00	Paula Corder-King	418	15.5
2000-01	Lori Chase	397	14.7
2001-02	Lori Chase	463	16.5
2002-03	Kenja White	418	13.9
2003-04	Kenja White	332	11.4
2004-05	Tatiana Conceicao	527	17.6
2005-06	Tatiana Conceicao	601	19.4
2006-07	Sonya Daugherty	425	14.2
2007-08	Missy Whitney	399	14.3
2008-09	Sonya Daugherty	345	12.3
2009-10	Katie Norman	202	7.2
2010-11	Katie Norman	257	8.9
	Brittany Harriel	257	8.9
2011-12	Brittany Harriel	296	10.2
2012-13	Bailie Roberts	320	11.0
2013-14	Patricia Mack	286	9.9
2014-15	Jasmine Robinson	354	12.2

Scoring Average

Year	Player	Pts	Avg
1991-92	Renee Rogliardi	448	16.0
1992-93	Gray C. Harris	342	13.2
1993-94	Gray C. Harris	491	18.2
1994-95	Gray C. Harris	630	24.2
1995-96	Gray C. Harris	713	26.4
1996-97	Jamie Koester	305	15.3
1997-98	Jamie Koester	330	12.2
1998-99	Paula Corder-King	411	14.7
1999-00	Paula Corder-King	418	15.5
2000-01	Lori Chase	397	14.7
2001-02	Lori Chase	463	16.5
2002-03	Kenja White	418	13.9
2003-04	Kenja White	332	11.4
2004-05	Tatiana Conceicao	527	17.6
2005-06	Tatiana Conceicao	601	19.4
2006-07	Sonya Daugherty	425	14.2
2007-08	Missy Whitney	399	14.3
2008-09	Tarina Nixon	340	12.6
2009-10	Bailie Roberts	198	9.0
2010-11	Katie Norman/ Brittany Harriel	257	8.9
2011-12	Brittany Harriel	296	10.2
2012-13	Bailie Roberts	320	11.0
2013-14	Patricia Mack	286	9.9
2014-15	Jasmine Robinson	354	12.2



Gray C. Harris led Southeast in scoring and rebounding in all four of her seasons on campus.

Rebounds

Year	Player	Reb	Avg
1991-92	Renee Rogliardi	251	9.0
1992-93	Gray C. Harris	230	8.8
1993-94	Gray C. Harris	290	10.7
1994-95	Gray C. Harris	239	9.2
1995-96	Gray C. Harris	241	8.9
1996-97	Kim Palmer	191	7.3
1997-98	Jamie Koester	234	8.7
1998-99	Pam Iversen	218	7.8
1999-00	Pam Iversen	148	7.8
2000-01	Pam Iversen	197	7.3
2001-02	Pam Iversen	207	7.4
2002-03	Lori Chase	179	6.0
2003-04	Chandra Brown	184	6.3
2004-05	Chandra Brown	216	7.2
2005-06	Tatiana Conceicao	219	7.1
2006-07	Lachelle Lyles	527	17.0
2007-08	Missy Whitney	207	7.4
2008-09	Crysta Glenn	243	8.1
2009-10	Lesley Adams	150	5.4
2010-11	Brittany Harriel	194	6.7
2011-12	Brittany Harriel	201	6.9
2012-13	Patricia Mack	270	9.3
2013-14	Patricia Mack	300	10.3
2014-15	Connor King	237	8.2

Rebounding Average

Year	Player	Reb	Avg
1991-92	Renee Rogliardi	251	9.0
1992-93	Gray C. Harris	230	8.8
1993-94	Gray C. Harris	290	10.7
1994-95	Gray C. Harris	239	9.2
1995-96	Gray C. Harris	241	8.9
1996-97	Jamie Koester	148	7.4
1997-98	Jamie Koester	234	8.7
1998-99	Pam Iversen	218	7.8
1999-00	Pam Iversen	148	7.8
2000-01	Pam Iversen	197	7.3
2001-02	Pam Iversen	207	7.4
2002-03	Lori Chase	179	6.0
2003-04	Chandra Brown	184	6.3
2004-05	Chandra Brown	216	7.2
2005-06	Tatiana Conceicao	219	7.1
2006-07	Lachelle Lyles	527	17.0
2007-08	Missy Whitney	207	7.4
2008-09	Crysta Glenn	243	8.1
2009-10	Lesley Adams/ Patricia Mack	150	5.4
	Patricia Mack	145	5.4
2010-11	Brittany Harriel	194	6.7
2011-12	Brittany Harriel	201	6.9
2012-13	Patricia Mack	270	9.3
2013-14	Patricia Mack	300	10.3
2014-15	Connor King	237	8.2

Assists

Year	Player	Ast	Avg
1991-92	Erica Musgrow	124	4.4
1992-93	Erica Musgrow	100	3.8
1993-94	Tonia Harris	111	4.1
1994-95	Julie Meier	89	3.6
1995-96	Dawn Massani	132	5.3
1996-97	Sarah Frazier	51	2.0
1997-98	Moneik Campbell	86	3.4
1998-99	Rusty Sowers	69	2.5
1999-00	Moneik Campbell	91	3.4
2000-01	Christine Rathke	71	2.6
2001-02	LaShelle Porter	95	3.4
2002-03	Sarah Costello	97	3.9
2003-04	Sarah Costello	144	5.0
2004-05	Wanika Owsley	100	3.3
2005-06	Wanika Owsley	98	3.2
2006-07	Tarina Nixon	103	3.2
2007-08	Tarina Nixon	86	2.8
2008-09	Sonya Daugherty	88	3.1
2009-10	Bianca Beck	77	2.8
2010-11	Jasmine Davis	49	1.9
2011-12	Bianca Beck	102	3.5
2012-13	Jordan Hunter	115	4.0
2013-14	Jordan Hunter	99	3.4
2014-15	Brianna Mitchell	73	2.5



Southeast Missouri State REDHAWKS

Steals

Year	Player	Stl	Avg
1991-92	Renee Rogliardi	55	2.0
1992-93	Gray C. Harris	68	2.6
1993-94	Gray C. Harris	54	2.0
1994-95	Gray C. Harris	69	2.7
1995-96	Gray C. Harris	69	2.6
1996-97	Jamie Koester	39	2.0
1997-98	Jamie Koester	49	1.8
1998-99	Moneik Campbell	53	2.0
1999-00	Moneik Campbell	42	1.6
2000-01	LaShelle Porter	60	2.2
2001-02	Veronica Benson	50	1.8
2002-03	Sarah Costello	69	2.8
2003-04	Kenja White	48	1.7
2004-05	Tatiana Conceicao	73	2.4
2005-06	Katrisha Dunn	54	1.7
2006-07	Tarina Nixon	52	1.7
2007-08	Tarina Nixon	59	1.9
2008-09	Lauren Sharpe	60	2.1
2009-10	Bianca Beck	30	1.1
2010-11	Bianca Beck	39	1.3
2011-12	Bianca Beck	35	1.2
2012-13	Jordan Hunter	34	1.2
2013-14	Patricia Mack	27	0.9
2014-15	Erin Bollmann	54	1.9



Tatiana Conceicao set Southeast's Division I record with 73 steals in the 2004-05 season.

Blocked Shots

Year	Player	Blk	Avg
1991-92	Renee Rogliardi	37	1.3
1992-93	Julie Meier	15	0.6
	Dawn Westman	15	0.6
1993-94	Alison Morris	10	0.5
1994-95	Kim Palmer	23	0.9
1995-96	Kim Palmer	35	1.3
1996-97	Kim Palmer	33	1.3
1997-98	Jamie Koester	35	1.3
1998-99	Pam Iversen	33	1.2
1999-00	Allison Iversen	39	1.4
2000-01	Pam Iversen	18	0.7
2001-02	Pam Iversen	46	1.6
2002-03	Kenja White	7	0.2
2003-04	Chandra Brown	26	0.9
2004-05	Chandra Brown	49	1.6
2005-06	Tatiana Conceicao	17	0.5
2006-07	Missy Whitney	45	1.4
2007-08	Missy Whitney	40	1.4
2008-09	Lauren Sharpe	13	0.5
2009-10	Katie Norman	15	0.5
2010-11	Courtney Shiffer	36	1.2
2011-12	Courtney Shiffer	21	0.7
2012-13	Courtney Shiffer	16	0.7
2013-14	Kara Wright	12	0.4
2014-15	Olivia Hackmann	23	0.8

Field Goals Made

Year	Player	FG	Avg
1991-92	Renee Rogliardi	181	6.5
1992-93	Julie Meier	129	5.0
1993-94	Gray C. Harris	167	6.2
1994-95	Gray C. Harris	231	8.9
1995-96	Gray C. Harris	255	9.4
1996-97	Kim Palmer	131	5.0
1997-98	Jamie Koester	120	4.4
1998-99	Pam Iversen	130	4.6
1999-00	Paula Corder-King	145	5.4
2000-01	Veronica Benson	131	4.9
2001-02	Pam Iversen/ Veronica Benson	148	5.3
2002-03	Carina Souza	147	4.9
2003-04	Chandra Brown	119	4.1
2004-05	Tatiana Conceicao	184	6.1
2005-06	Tatiana Conceicao	199	6.4
2006-07	Sonya Daugherty	150	5.0
2007-08	Sonya Daugherty	129	4.2
2008-09	Sonya Daugherty	118	4.2
2009-10	Bailie Roberts/ Katie Norman	73	3.3
2010-11	Brittany Harriel	94	3.2
2011-12	Brittany Harriel/ Bailie Roberts	115	4.0
2012-13	Bailie Roberts	119	4.1
2013-14	Olivia Hackmann	111	3.8
2014-15	Jasmine Robinson	129	4.4

Field Goal% (Minimum 75 Made)

Year	Player	FG% (FG-ATT)
1991-92	Alison Morris	52.3% (78-149)
1992-93	Roberta Granderson	44.5% (98-220)
1993-94	Gray C. Harris	49.4% (167-338)
1994-95	Gray C. Harris	52.6% (231-439)
1995-96	Kim Palmer	48.2% (105-218)
1996-97	Kim Palmer	47.5% (131-276)
1997-98	Tajuana White	53.1% (102-192)
1998-99	Pam Iversen/ Tajuana White	51.6% (130-252)
1999-00	Pam Iversen	52.1% (100-192)
2000-01	Pam Iversen	60.2% (100-166)
2001-02	Pam Iversen	56.9% (148-260)
2002-03	Carina Souza	53.1% (147-277)
2003-04	Chandra Brown	50.4% (119-236)
2004-05	Chandra Brown	52.0% (103-198)
2005-06	Tatiana Conceicao	48.4% (199-411)
2006-07	Lachelle Lyles	44.0% (88-200)
2007-08	Missy Whitney	42.4% (120-283)
2008-09	Lauren Sharpe	42.9% (79-184)
2009-10	N/A	
2010-11	Brittany Harriel	42.0% (94-224)
2011-12	Brittany Harriel	46.0% (115-250)
2012-13	Kara Wright	45.5% (92-202)
2013-14	Patricia Mack	40.2% (100-249)
2014-15	Erin Bollmann	47.9% (114-238)

Three-Pointers Made

Year	Player	3FG	Avg
1991-92	Julie Meier	8	0.3
1992-93	Julie Meier	52	2.0
1993-94	Julie Meier	68	2.5
1994-95	Julie Meier	49	2.0
1995-96	Sarah Miller	41	1.6
1996-97	Jamie Koester	26	1.3
1997-98	Rusty Sowers	51	2.0
1998-99	Rusty Sowers	59	2.1
1999-00	Paula Corder-King	59	2.2
2000-01	Tiffany Melis	34	1.3
2001-02	Lori Chase	30	1.1
2002-03	Yashika Sidbury	51	1.7
2003-04	Sami Jo Cotton	67	2.3
2004-05	Natalie Purcell	55	1.8
2005-06	Natalie Purcell	68	2.2
2006-07	Tarina Nixon	56	1.8
2007-08	Tarina Nixon	36	1.2
2008-09	Tarina Nixon	47	1.7
2009-10	Shelah Fields	28	1.2
2010-11	Katie Norman	31	1.1
2011-12	Allyson Bradshaw/ Karley Evans	34	1.2
2012-13	Allyson Bradshaw	48	1.8
2013-14	Allyson Bradshaw	42	1.4
2014-15	Allyson Bradshaw	39	1.4

Three-Point% (Minimum 30 Made)



YEAR-BY-YEAR STATS & LEADERS

Year	Player	3FG% (3FG-ATT)
1991-92	N/A	
1992-93	Julie Meier	45.6% (52-114)
1993-94	Julie Meier	46.3% (68-147)
1994-95	Julie Meier	44.1% (49-111)
1995-96	Sarah Miller	36.0% (41-114)
1996-97	N/A	
1997-98	Rusty Sowers	36.2% (51-141)
1998-99	Paula Corder-King	43.1% (56-130)
1999-00	Kristy Roherty	46.2% (42-91)
2000-01	Tiffany Melis	35.1% (34-97)
2001-02	Lori Chase	38.0% (30-79)
2002-03	Yashika Sidbury	35.4% (51-144)
2003-04	Sami Jo Cotton	36.8% (67-182)
2004-05	Brandi Russia	38.9% (51-131)
2005-06	Tarina Nixon	40.5% (30-74)
2006-07	Tarina Nixon	40.9% (56-137)
2007-08	Tarina Nixon	31.0% (36-116)
2008-09	Tarina Nixon	37.3% (47-126)
2009-10	N/A	
2010-11	Katie Norman	27.2% (31-114)
2011-12	Allyson Bradshaw	29.1% (34-117)
2012-13	Allyson Bradshaw	33.3% (48-144)
2013-14	Allyson Bradshaw	32.3% (42-130)
2014-15	Allyson Bradshaw	30.0% (39-130)




Paula Corder-King made an amazing 111-of-118 free throws in the 1998-99 season, best in school history.

Free Throw% (Minimum 50 Made)

Year	Player	FT	Avg	Year	Player	FT% (FT-ATT)
1991-92	Renee Rogliardi	85	3.0	1991-92	Renee Rogliardi	70.8% (85-120)
1992-93	Gray C. Harris	86	3.3	1992-93	Dawn Westman	78.1% (50-64)
1993-94	Gray C. Harris	156	5.8	1993-94	Julie Meier	85.2% (52-61)
1994-95	Gray C. Harris	167	6.4	1994-95	Gray C. Harris	68.2% (167-245)
1995-96	Gray C. Harris	202	7.5	1995-96	Gray C. Harris	73.2% (202-276)
1996-97	Dana Hawkins	68	2.7	1996-97	Dana Hawkins	74.7% (68-91)
1997-98	Moneik Campbell	72	2.9	1997-98	Dana Hawkins	68.2% (51-74)
1998-99	Paula Corder-King	111	4.0	1998-99	Paula Corder-King	94.1% (111-118)
1999-00	Lori Chase	95	3.4	1999-00	Paula Corder-King	93.2% (69-74)
2000-01	Lori Chase	181	6.7	2000-01	Lori Chase	85.0% (181-213)
2001-02	Lori Chase	151	5.4	2001-02	Lori Chase	80.3% (151-188)
2002-03	Lori Chase	127	4.2	2002-03	Yashika Sidbury	84.7% (50-59)
2003-04	Sarah Costello	76	2.6	2003-04	Sarah Costello	73.8% (76-103)
2004-05	Tatiana Conceicao	148	4.9	2004-05	Tatiana Conceicao	70.5% (148-210)
2005-06	Tatiana Conceicao	171	5.5	2005-06	Tatiana Conceicao	75.3% (171-227)
2006-07	Missy Whitney	135	4.2	2006-07	Missy Whitney	79.9% (135-169)
2007-08	Missy Whitney	139	5.0	2007-08	Tarina Nixon	79.5% (70-88)
2008-09	Crysta Glenn	119	4.0	2008-09	Tarina Nixon	76.8% (73-95)
2009-10	Bianca Beck	62	2.2	2009-10	Jasmine Davis	87.7% (57-65)
2010-11	Courtney Shiffer	49	1.7	2010-11	N/A	
2011-12	Bianca Beck	86	3.0	2011-12	Brittany Harriel	76.6% (59-77)
2012-13	Jordan Hunter	60	2.1	2012-13	Jordan Hunter	83.3% (60-72)
2013-14	Patricia Mack	65	2.2	2013-14	Allyson Bradshaw	83.3% (50-60)
2014-15	Jasmine Robinson	86	3.0	2014-15	Jasmine Robinson	55.5% (86-155)



Southeast Missouri State REDHAWKS



Donna Enlow

0-10 (.000) - 1 Season

1975-76
0-10

Southern Illinois	L, 20-70
Missouri	L, 44-95
Missouri State	L, 44-95
Forest Park	L, 43-47
Northwest Missouri	L, 21-116
Central Missouri	L, 16-107
UMSL	L, 31-71
Meramec	L, 61-66
Forest Park	L, 43-68
Northeast Missouri	L, 47-78



Amy Spence

26-69 (.274) - 4 Seasons

1976-77
2-18

Union	L, 30-113
Memphis State	L, 29-93
UT Martin	L, 47-66
Murray State	L, 47-105
Central Missouri	L, 42-105
Missouri	L, 39-97
UT Martin	L, 33-83
Northwest Missouri	L, 30-92
Memphis State	L, 24-109
Murray State	L, 38-63
UMSL	L, 34-70
Northeast Missouri	L, 39-56
Danville !	W, 42-40
Meramec !	L, 51-57
Lincoln	L, 52-58
Missouri State	L, 38-93
Forest Park	W, 64-47
Meramec	L, 55-79
Missouri	L, 55-89

! = Meramec Classic

1977-78
6-20

N10	Meramec	L*
N12	Union	L, 30-98
N18	at Saint Louis	L, 58-67
N19	Northwest Missouri	L, 44-90
N29	at Meramec	L*
D1	UT Martin	L, 35-74
D3	Missouri-Rolla	L, 41-99
D7	Southern Illinois	W, 42-36
D9	at Missouri-Rolla	L*
D10	at Central Missouri	L, 37-111
J9	Meramec	W*
J13	Christian Brothers	L, 50-57
J14	Northwestern (Tenn.)	L, 43-51
J16	Meramec	W*
J18	Lincoln	L, 54-56
J20	at SIU Edwardsville	L, 58-67
J24	at UT Martin	L, 47-67
J25	at Forest Park	W*
J28	Missouri State	L, 49-73
J31	at UMSL	W, 63-46
F1	at Northeast Missouri	L, 47-76
F3	at Forest Park	W*
F11	at Lincoln	L, 44-77
F14	at Forest Park	L, 49-55
F16	SIU Edwardsville	L, 53-59
F21	at Southern Illinois	L*

* = Game results not available

1978-79
11-15

N15	at William Woods	L, 62-85
N18	at Missouri State	L, 67-69
N24	Eastern Illinois #	L, 50-56
N25	Washburn #	W, 73-56
N26	Missouri Southern #	W, 73-66
N27	at Central Methodist	W, 82-48
N28	at Missouri	L, 36-101
D1	Missouri-Rolla	L, 49-58
D5	SIU Edwardsville	L, 61-62
D8	Central Missouri	L, 41-82
D9	Northwest Missouri	L, 41-75
D13	Saint Louis	L, 54-66
D20	Forest Park	W, 71-46
	William Woods	L, 50-78
	SIU Edwardsville	W, 53-50
	Meramec	W, 61-59
	UT Martin	L, 48-73
	McKendree	W, 85-36
	Belleville Area C.C.	L, 58-67
J23	UMSL	W, 67-58
J26	at Christian Brothers	W, 61-55
J27	at Southwestern	W, 65-39
F1	at Saint Louis	L, 49-73
F2	at Missouri-Rolla	L, 50-71
F13	Meramec	W, 61-59
F14	at Greenville	L, 57-63

= Woods Owl Classic

1979-80
8-16

N10	Arkansas State	L, 36-53
N13	at Lincoln	L, 53-61
N16	at Saint Louis	L, 57-79
N20	at Missouri-Rolla	L, 60-69
N23	Washburn \$	L, 58-73
N23	Tabor \$	W, 57-51
N24	Langston	L, 62-77
D1	at Christian Brothers	L, 93-103
D4	UT Martin	L, 61-64
D8	Southwestern (Tenn.)	W, 69-47
D8	SIU Edwardsville	W, 77-53
D29	Chicago State	W, 84-53
J7	Elmhurst %	W, 77-36
J8	State Francis %	L, 53-68
J12	at SIU Edwardsville	W, 59-57

J19	Lincoln	L, 59-60
J21	UMSL	W, 56-53
J24	at Washington	W, 63-30
J26	William Woods	L, 49-54
J28	Missouri-Rolla	L, 49-71
J30	at UMSL	L, 35-60
F1	Missouri State	L, 54-63
F6	at William Woods	L, 42-90
F8	Saint Louis	L, 61-78

\$ = Woods Owl Classic
% = Chicago Shootout



Angela Beck

53-34 (.609) - 3 Seasons

1980-81
9-15

N14	Lincoln	L, 70-82
N15	at Arkansas State	L, 65-94
N18	Missouri State	L, 69-84
N21	at Southern Illinois	L, 58-93
N22	SIU Edwardsville	W, 99-76
N24	Missouri-Rolla	W, 60-57
D5	at Northeast Missouri	L, 51-90
D6	William Woods	L, 53-71
D10	at ISU-Evansville	W, 86-75
J8	Carthage ^	W, 67-65
J9	SIU Edwardsville ^	L, 67-71
J17	McKendree	W, 93-55
J21	UMSL	W, 83-66
J24	at Christian Brothers	L, 73-79
J28	at Evansville	W, 70-68
J30	at Saint Louis	L, 54-71
F3	at William Woods	L, 51-62
F6	at Lincoln	L, 60-73
F9	Missouri-Rolla	L, 56-57
F13	at Evangel	L, 47-66
F18	at UMSL	L, 47-70
F20	at MacMurray	W, 92-49
F21	at Illinois College	W, 84-47
M2	William Woods	L, 56-58

^ = NIU Tourn. (Dekalb, Ill.)

1981-82
23-11

N19	Christian Brothers	W, 64-60
N21	SIU Edwardsville	W, 75-71
N24	William Woods	W, 76-51
N27	Belmont*	L, 65-66
N28	Missouri-Rolla*	W, 83-68
N29	UMSL*	L, 69-72
N30	Saint Louis	W, 69-63
D1	at Lincoln	W, 78-39
D4	at Missouri-Rolla	W, 73-64
D6	Southern Illinois	L, 55-68
D9	at UMSL	W, 80-63
D11	at Missouri Southern	W, 75-70
J14	Carthage #	W, 75-56
J15	Northern Illinois #	L, 44-91
J16	North Central #	L, 60-77
J18	at William Woods	W, 64-44
J20	Lincoln	W, 82-59

J22	Eastern Illinois \$	L, 66-81
J23	Wright State \$	W, 90-55
J29	Missouri State	W, 84-68
F2	Northeast Missouri	W, 82-55
F3	UMSL	W, 70-63
F6	at Christian Brothers	L, 63-68
F10	at Northwest Missouri	L, 60-85
F12	Evangel	W, 76-48
F13	Missouri-Rolla	W, 77-58
F16	Evansville	W, 101-65
F18	ISU-Evansville	W, 97-65
F23	McKendree	W, 77-58
F25	UMSL	W, 56-45
F26	Northeast Missouri	L, 70-72

AIAW Division II Tournament

M10	Morehead State	W, 60-46
M11	North Dakota State	L, 70-85
M12	Northern Iowa	L, 56-59

* = UMSL Tourn. (State Louis, Mo.)

= NIU Tourn. (Dekalb, Ill.)

\$ = EIU Tourn. (Charleston, Ill.)

1982-83
21-8, 10-2 MIAA

N27	Stetson @	W, 78-51
N28	UT Martin @	L, 72-82 (ot)
N30	Christian Brothers	W, 60-57
D4	Kentucky Wesleyan	W, 75-51
D8	at Evansville	L, 58-63
D11	at Mississippi State	L, 44-77
D28	Milikin #	W, 88-59
D29	Augustana #	W, 86-70
D31	Florida Int'l #	W, 81-67
J2	Western Illinois #	W, 76-64
J7	SIU Edwardsville	W, 78-60
J8	at Christian Brothers	L, 58-69
J12	at UMSL	W, 74-61
J15	Northeast Missouri	W, 74-67
J19	at ISU-Evansville	W, 77-46
J22	Central Missouri	L, 85-93
J26	at Missouri-Rolla	W, 87-54
J28	Saint Louis	W, 77-45
J29	Lincoln	W, 81-66
F2	Northwest Missouri	W, 87-59
F5	Northeast Missouri	W, 75-66
F12	at Central Missouri	L, 46-70
F16	Missouri-Rolla	W, 80-44
F19	at Lincoln	W, 68-60
F23	at Northwest Missouri	W, 77-59
F26	UMSL	W, 96-60

MIAA Tournament

F23	Northwest Missouri	L, 64-66
-----	--------------------	----------

NCAA Division II Tournament


M1	Abilene Christian	Won by forfeit
M3	Central Missouri	L, 50-71

@ = UTM Tourn. (Martin, Tenn.)

= Miami Dial Classic



YEAR-BY-YEAR RESULTS



Ed Arnzen

340-202 (.627) - 19 Seasons

1983-84

23-6, 10-2 MIAA

N25	Morningside !	W, 71-60
N26	State Cloud State !	W, 69-57
N27	Northwest Missouri !	L, 71-93
N30	Arkansas State	W, 82-74
D6	Union	W, 79-76
D8	at Kentucky Wesleyan	W, 67-49
D10	at SIU Edwardsville	W, 76-52
J4	UIC*	W, 74-61
J5	Nebraska-Omaha*	W, 66-60
J7	Florida International*	W, 74-61
J9	at Arkansas State	L, 56-66
J11	UMSL	W, 90-61
J14	at Northwest Missouri	W, 83-66
J17	ISU-Evansville	W, 88-62
J21	at Central Missouri	W, 80-64
J25	Missouri-Rolla	W, 78-41
J28	at Lincoln	W, 85-68
F1	at Northwest Missouri	L, 81-87
F4	Northeast Missouri	W, 80-50
F8	Evansville	W, 87-64
F11	Central Missouri	L, 82-83
F15	at Missouri-Rolla	W, 90-63
F18	Lincoln	W, 78-58
F22	Northwest Missouri	W, 87-67
F25	at UMSL	W, 83-66

MIAA Tournament

M1	Northwest Missouri	W, 99-77
M3	Central Missouri	L, 65-88

1984-85

18-10, 7-5 MIAA

N26	at ISU-Evansville	W, 68-44
D1	at Eastern Kentucky	L, 64-70
D3	Arkansas State	W, 81-68
D4	at Murray State	L, 64-74
D7	at UT Martin	W, 85-73
D10	McKendree	W, 85-50
D14	SIU Edwardsville	W, 72-58
J2	at State Mary's	W, 75-65
J3	Sul Ross !	W, 69-55
J4	Tarleton !	W, 67-61
J9	Missouri-Rolla	W, 89-41
J12	at Northwest Missouri	L, 74-83
J16	Murray State	L, 64-66
J19	Central Missouri	L, 62-68
J23	UMSL	W, 69-59
J26	Northeast Missouri	W, 87-65
J28	at Union	L, 67-79
J30	at Lincoln	L, 54-67
F2	at Missouri-Rolla	L, 69-72
F6	UT Martin	W, 71-57
F9	Northwest Missouri	W, 68-58
F13	at UMSL	W, 69-64
F16	at Central Missouri	L, 71-84
F18	at SIU Edwardsville	W, 52-46
F20	Lincoln	W, 64-56

F23	at Northwest Missouri	W, 77-75
MIAA Tournament		
F27	Northwest Missouri	W, 66-63
M1	Central Missouri	L, 67-72
! = Nebraska-Omaha Tournament (Omaha, Neb.)		

1985-86

25-6, 11-1 MIAA

N23	at Rust	L, 58-61
N25	UT Martin	W, 79-68
N29	Morningside #	W, 97-64
N30	Nebraska-Omaha #	W, 70-52
D4	SIU Edwardsville	W, 80-48
D7	Kentucky Wesleyan	W, 93-39
D9	at Millikin	W, 93-67
D10	Southern Indiana	W, 106-41
D12	at UT Martin	W, 71-59
J2	at SE Louisiana	W, 68-61
J3	at SW Louisiana	L, 70-72
J4	at Southern	L, 74-75
J8	at Missouri-Rolla	W, 87-69
J11	Northwest Missouri	W, 88-62
J15	Rust	W, 93-51
J18	at Central Missouri	L, 78-96
J22	at UMSL	W, 70-66
J25	at Northeast Missouri	W, 65-53
J29	Lincoln	W, 92-46
F1	Missouri-Rolla	W, 90-41
F3	at Arkansas State	W, 73-63
F5	at SIU Edwardsville	W, 71-54
F8	at Northwest Missouri	W, 83-71
F12	UMSL	W, 84-56
F15	Central Missouri	W, 79-65
F19	at Lincoln	W, 90-70
F22	Northeast Missouri	W, 80-44

MIAA Tournament

F27	Lincoln	W, 96-75
M1	Central Missouri	L, 69-77
NCAA Division II Tournament		
M8	Alaska-Anchorage	W, 80-65
M11	Central Missouri	L, 64-65
# = Nebraska-Omaha Tourn. (Omaha, Neb.)		

1986-87

26-4, 13-1 MIAA

N22	at SIU Edwardsville	W, 55-50
N26	UT Martin	W, 78-59
N29	at Northeastern Illinois	W, 94-59
N30	National College of Education	W, 77-52
D5	Mississippi #	L, 63-72
D6	Alcorn State #	W, 73-49
D8	McKendree	W, 89-46
D9	David Lipscomb	W, 70-48
D13	at USI	W, 62-55
J2	at West Virginia Tech	W, 76-53
J3	at Central Arkansas	L, 64-65
J7	Missouri-Rolla	W, 73-72
J10	at Northwest Missouri	W, 78-66
J14	Southwest Baptist	W, 82-51
J17	Central Missouri	W, 70-65
J19	SIU Edwardsville	W, 83-55
J21	UMSL	W, 75-50
J24	Northeast Missouri	W, 83-38
J26	at UT Martin	W, 67-65
J28	at Lincoln	W, 87-48
J31	at Missouri-Rolla	W, 71-67
F3	at Southwest Baptist	W, 84-45
F7	Northwest Missouri	W, 67-51
F11	at UMSL	W, 72-55
F14	at Central Missouri	L, 51-72
F18	Lincoln	W, 72-49
F21	at Northeast Missouri	W, 67-51

MIAA Tournament

F26	Missouri-Rolla	W, 76-64
F28	Central Missouri	W, 78-55
NCAA Division II Tournament		
M7	Central Missouri	L, 62-64
# = Ole Miss Dial Classic (Oxford, Miss.)		

1987-88

26-4, 13-1 MIAA

N21	at Quincy	W, 91-72
N25	SIU Edwardsville	W, 77-55
N29	National College of Education	W, 99-30
D2	at UT Martin	W, 79-78
D5	Southern Indiana	W, 83-33
D8	Missouri Baptist	W, 106-57
D11	at Christian Bro.	W, 67-38
J5	at Colorado College	W, 74-66
J6	at Metropolitan State	W, 83-57
J8	at Colorado Christian	W, 79-29
J13	at Missouri-Rolla	W, 72-40
J16	at Northwest Missouri	W, 87-79
J20	Southwest Baptist	W, 84-71
J23	Central Missouri	W, 92-85 (ot)
J25	at SIU Edwardsville	L, 57-65
J27	at UMSL	W, 70-64 (ot)
J30	Northeast Missouri	W, 89-59
F1	Quincy	W, 88-56
F3	at Lincoln	W, 74-56
F6	Missouri-Rolla	W, 60-47
F9	at Southwest Baptist	W, 73-56
F11	Northwest Missouri	W, 100-64
F13	UT Martin	W, 73-66
F17	UMSL	W, 77-44
F20	at Central Missouri	L, 59-72
F24	Lincoln	W, 83-48
F27	at Northeast Missouri	W, 90-54

MIAA Tournament

M3	Northeast Missouri	W, 91-53
M5	Central Missouri	L, 68-80
NCAA Division II Tournament		
	West Texas State	L, 61-64

1988-89

23-7, 12-2 MIAA

N19	at Delta State	L, 55-74
N21	at Southern Indiana	W, 90-75
N23	at Missouri Baptist	W, 97-50
N28	UT Martin	W, 81-51
D2	Mankato State #	W, 70-46
D3	Northern Kentucky #	L, 54-62
D5	Delta State	W, 65-69
D9	at SIU Edwardsville	L, 66-74
J2	at UT Martin	W, 72-68
J4	at Austin Peay	W, 72-58
J7	at David Lipscomb	W, 86-75
J11	Missouri-Rolla	W, 86-73
J14	Northwest Missouri	W, 71-67
J17	at Southwest Baptist	W, 67-57
J21	at Central Missouri	L, 78-84
J25	UMSL	W, 80-60
J28	at Northeast Missouri	W, 80-51
J30	SIU Edwardsville	W, 87-52
F1	Lincoln	W, 84-67
F4	at Missouri-Rolla	W, 63-54
F6	Quincy	W, 93-74
F8	Southwest Baptist	W, 76-47
F11	at Northwest Missouri	W, 76-59
F15	at UMSL	W, 76-52
F18	Central Missouri	L, 65-72
F22	at Lincoln	W, 92-70
F25	Northwest Missouri	W, 101-44

MIAA Tournament

M2	Missouri-Rolla	W, 68-53
M4	Central Missouri	L, 64-68
NCAA Division II Tournament		
M10	West Texas State	L, 70-83
# = Perkins NKU Classic (Highland Hts., Ky.)		

1989-90

24-6, 14-2 MIAA

N17	Missouri Baptist	W, 94-65
N20	Quincy	W, 85-68
N25	at Southern Indiana	W, 93-75
N28	at Murray State	L, 68-72
D1	North Carolina Central \$	W, 61-48
D2	J.C. Smith \$	W, 78-43
D7	at Kentucky Wesleyan	L, 70-73
D9	Southern Indiana	W, 93-49
D30	Kentucky Wesleyan	W, 77-43
J4	Washburn	W, 78-57
J6	Northwest Missouri	L, 57-60
J8	at SIU Edwardsville	W, 91-72
J10	UMSL	W, 89-63
J13	at Central Missouri	L, 64-74
J17	Missouri Southern	W, 98-55
J20	at Missouri Western	W, 71-58
J24	Pittsburgh State	W, 88-46
J27	at Southwest Baptist	W, 69-59
J31	at UMSL	W, 87-53
F3	at Missouri-Rolla	W, 75-58
F5	SIU Edwardsville	W, 99-68
F7	at Missouri Southern	W, 80-62
F10	at Northwest Missouri	W, 98-74
F14	at Pittsburgh State	W, 86-63
F17	Southwest Baptist	W, 82-56
F21	Missouri-Rolla	W, 73-53
F24	Lincoln	W, 91-43

MIAA Tournament

M1	Northwest Missouri	W, 86-71
M3	Central Missouri	L, 60-72
NCAA Division II Tournament		
M5	Central Missouri	L, 68-79
\$ = J.C. Smith Tournament		

1990-91

31-4, 14-2 MIAA

N16	Delta State	W, 90-73
N19	at Oral Roberts	W, 87-69
N26	Murray State	W, 76-56
N28	Oral Roberts	W, 100-61
N30	Indianapolis @	W, 73-57
D1	UT Martin @	W, 78-66
D4	at SIU Edwardsville	L, 57-58
D8	at Delta State	W, 74-73
D29	at Missouri Baptist	W, 86-54
J3	at Washburn	L, 56-60
J5	at Northwest Missouri	W, 65-53
J9	at UMSL	W, 91-67
J12	Central Missouri	L, 56-62
J16	at Missouri Southern	W, 64-51
J19	Missouri Western	W, 78-61
J21	SIU Edwardsville	W, 98-64
J23	at Pittsburgh State	W, 87-69
J26	Southwest Baptist	W, 72-39
J30	UMSL	W, 78-38
F2	Missouri-Rolla	W, 71-56
F4	Missouri Baptist	W, 94-44
F6	Missouri Southern	W, 68-60
F7	Northwest Missouri	W, 95-82
F13	Pittsburgh State	W, 101-49
F16	at SW Baptist	W, 74-58
F20	at Missouri-Rolla	W, 64-52
F23	at Lincoln	W, 81-44



Southeast Missouri State REDHAWKS

MIAA Tournament

F26	Pittsburgh State	W, 81-74
F28	Washburn	W, 82-51
M2	Central Missouri	W, 85-83
NCAA Division II Tournament		
M8	Central Missouri	W, 80-65
M9	West Texas State	W, 71-70
M15	Cal Poly Pomona	W, 82-52
M22	Norfolk State	W, 85-52
M23	North Dakota State	L, 74-81
@ = Otahkian Shootout		

1991-92

16-12, 7-7 OVC (Fourth)

N22	Missouri	L, 57-68
N26	at Evansville	L, 63-65
N29	at Northeastern Illinois	W, 62-47
N30	at Wisconsin-Milwaukee	W, 65-53
D3	at UMKC	L, 51-70
D10	at Saint Louis	W, 74-54
D12	Chicago State	W, 64-48
D15	Alcorn State	W, 83-54
D31	at Missouri	L, 50-58
J4	Austin Peay*	W, 79-72
J6	Missouri Baptist	W, 81-42
J7	Texas-Pan American	W, 65-53
J11	at Middle Tennessee*	L, 57-81
J13	at Murray State*	W, 74-73
J16	Wisconsin-Milwaukee	W, 85-74
J18	Morehead State*	W, 85-84
J20	Eastern Kentucky*	L, 57-79
J22	Quincy	W, 69-62
J25	at Tennessee Tech*	L, 58-83
J27	at Tennessee State*	L, 44-50
F1	at Austin Peay*	W, 69-68
F8	Tennessee Tech*	L, 71-83
F10	Tennessee State*	W, 70-48
F15	at Eastern Kentucky*	L, 59-78
F17	at Morehead State*	W, 70-69
F22	Murray State*	W, 78-60
F24	Middle Tennessee*	L, 67-82
OVC Tournament		
M9	Tennessee Tech	L, 74-87
* = Ohio Valley Conference Game		

1992-93

13-13, 8-8 OVC (t-Fifth)

D1	Southern Indiana	L, 86-94
D4	at Chicago State	W, 69-58
D5	at Wisconsin-Milwaukee	L, 60-73
D8	UMSL	W, 81-58
D12	at Texas-Pan American	L, 54-56
D30	at Saint Louis	W, 64-51
J7	Wisconsin-Milwaukee	L, 54-56
J9	at Tennessee State*	L, 59-68
J11	at Austin Peay*	W, 70-63
J13	Northeast Illinois	W, 75-64
J16	Murray State*	W, 70-67
J18	Saint Louis	W, 58-52
J23	Morehead State*	W, 80-75
J25	Eastern Kentucky*	L, 60-66
J28	at UT Martin*	W, 69-50
J30	Middle Tennessee*	L, 58-65
F1	Tennessee Tech*	L, 67-69
F6	UMKC	L, 50-75
F8	at Murray State*	W, 86-72
F13	at Morehead State*	W, 74-62
F15	at Eastern Kentucky*	L, 58-65
F20	Tennessee State*	L, 67-71
F22	Austin Peay*	W, 77-45
F24	UT Martin*	W, 80-56
F27	at Middle Tennessee*	L, 65-75
M1	Tennessee Tech*	L, 53-73
* = Ohio Valley Conference Game		

1993-94

16-11, 9-7 OVC (Fifth)

N29	Cleveland State	W, 76-57
D1	Kentucky Wesleyan	W, 90-54
D9	Oral Roberts	W, 68-44
D11	at Missouri	L, 60-89
D28	at Western Illinois	L, 70-71
D30	at Saint Louis	W, 59-44
J3	Evansville	W, 88-61
J5	at Oral Roberts	W, 64-54
J8	at Eastern Kentucky*	L, 58-74
J10	at Morehead State*	L, 73-80
J13	Saint Louis	L, 59-63
J15	Tennessee Tech*	W, 70-56
J17	Middle Tennessee*	L, 67-70
J22	Tennessee State*	W, 96-61
J24	UT Martin*	W, 96-61
J29	at Tennessee State*	L, 59-68
J31	at Austin Peay*	W, 76-66
F2	at Murray State*	W, 70-61
F5	Morehead State*	W, 72-54
F7	Eastern Kentucky*	L, 67-83
F12	at Tennessee Tech*	L, 53-71
F14	at Middle Tennessee*	W, 68-64
F19	Murray State*	W, 83-65
F21	at UMKC	W, 84-64
F26	at UT Martin*	W, 84-76
F28	Austin Peay*	L, 69-78
OVC Tournament		
M5	Middle Tennessee	L, 70-71
* = Ohio Valley Conference Game		

1994-95

12-15, 4-12 OVC (Seventh)

N25	SW Louisiana @	W, 73-60
N26	UT Chattanooga @	W, 57-48
N28	UMKC	W, 63-58
D3	at Saint Louis	L, 54-64
D7	Missouri	L, 58-69
D10	at Cleveland State	W, 71-67
J4	at Oral Roberts	W, 74-55
J7	Eastern Kentucky*	L, 79-86
J9	Morehead State*	W, 81-78
J11	Western Illinois	W, 75-58
J14	at Tennessee Tech*	L, 49-73
J16	at Middle Tennessee*	L, 64-73
J18	Saint Louis	W, 89-69
J21	at Tennessee State*	L, 51-88
J23	at UT Martin*	W, 63-61
J28	Tennessee State*	L, 61-68
J30	Austin Peay*	W, 88-86
F1	Murray State*	L, 77-80
F4	at Morehead State*	W, 87-69
F5	at Eastern Kentucky*	L, 71-78
F11	Middle Tennessee*	L, 67-78
F13	Tennessee Tech*	L, 62-72
F18	at Murray State*	L, 64-65
F20	Oral Roberts	W, 64-45
F25	UT Martin*	L, 89-91
F27	at Austin Peay*	L, 73-82
OVC Tournament		
M4	Tennessee Tech	L, 59-82
* = Ohio Valley Conference Game		
@ = Otahkian Shootout		

1995-96

14-13, 9-7 OVC (Third)

N24	Nicholls State @	W, 87-64
N25	UIC @	L, 45-59
D1	Washington State #	L, 50-89
D2	Western Illinois #	W, 83-64
D9	at Missouri	L, 62-75
D30	at Troy State	L, 80-89
J2	Northeast Missouri	W, 79-55
J6	at Eastern Kentucky*	L, 73-79
J8	at Morehead State*	L, 83-95
J11	UT Martin*	W, 86-68

J13	at Middle Tennessee*	L, 64-78
J15	at Austin Peay*	L, 60-81
J20	Tennessee State*	W, 69-48
J22	Tennessee Tech*	W, 87-81
J25	at Western Illinois	L, 57-75
F1	at Murray State*	L, 61-76
F3	Morehead State*	W, 84-79
F5	Eastern Kentucky*	W, 90-82
F8	at UT Martin*	L, 84-86
F10	Austin Peay*	L, 50-64
F12	Middle Tennessee*	W, 82-81
F17	at Tennessee Tech*	W, 63-62
F19	at Tennessee State*	W, 71-68
F22	Murray State*	W, 77-69
F24	Oral Roberts	W, 90-71
F26	Williams Baptist	W, 82-74
OVC Tournament		
M2	Murray State	L, 56-73
* = Ohio Valley Conference Game		
@ = Otahkian Shootout		
# = Dial Classic		

1996-97

5-21, 3-15 OVC (10th)

N25	Christian Brothers	L, 57-73
N29	at Wisconsin-Milwaukee	L, 47-55
D2	Missouri	L, 65-103
D6	Tulsa @	W, 66-52
D7	East Tennessee State @	L, 58-61
D12	Troy State	L, 46-75
J2	Oakland City	W, 67-55
J4	at Austin Peay*	L, 58-86
J6	at Tennessee State*	L, 54-82
J9	UT Martin*	L, 53-66
J11	Eastern Kentucky*	L, 55-71
J13	Morehead State*	W, 75-72
J15	at Oral Roberts	L, 50-74
J18	at Middle Tennessee*	W, 74-73 ^{OT}
J20	at Tennessee Tech*	L, 68-75
J23	at Murray State*	L, 50-52
J25	Eastern Illinois*	L, 70-77
F1	Tennessee State*	L, 70-84
F3	Austin Peay*	L, 60-77
F6	Murray State*	W, 66-62
F8	at Morehead State*	L, 68-83
F9	at Eastern Kentucky*	L, 44-81
F15	Tennessee Tech*	L, 67-85
F17	Middle Tennessee*	L, 63-78
F20	at UT Martin*	L, 60-61
F22	at Eastern Illinois*	L, 54-89
* = Ohio Valley Conference Game		
@ = Otahkian Shootout		

1997-98

8-19, 5-13 OVC (t-Eighth)

N15	Wisconsin-Milwaukee	L, 56-71
N20	at Missouri	L, 53-76
N25	Western Illinois	W, 70-68
N28	Nevada #	L, 52-69
N29	Texas-El Paso #	L, 50-67
D3	at Tulsa	L, 71-74
D6	Austin Peay*	W, 77-76
D8	Tennessee State*	W, 74-65
D13	Oakland City	W, 65-47
J3	at Morehead State*	L, 95-98 ^{OT}
J5	at Eastern Kentucky*	L, 58-97
J10	Middle Tennessee*	L, 71-89
J12	Tennessee Tech*	L, 60-66
J14	at Tennessee State*	L, 39-73
J17	at Murray State*	W, 74-65
J19	at UT Martin*	L, 58-80
J24	Eastern Illinois*	W, 48-41
J31	Eastern Kentucky*	L, 77-86
F2	Morehead State*	W, 82-74 ^{OT}
F4	at Austin Peay*	L, 58-69
F7	at Middle Tennessee*	L, 67-95
F9	at Tennessee Tech*	L, 52-65

F11	Belmont	W, 63-61
F14	Murray State*	L, 65-66
F16	UT Martin*	L, 64-79
F21	at Eastern Illinois*	L, 54-72
OVC Tournament		
F24	at Eastern Kentucky	L, 75-92
* = Ohio Valley Conference Game		
# = Holiday Inn Classic		

1998-99

19-9, 13-5 OVC (Fourth)

N14	Christian Brothers	W, 94-51
N21	at Indiana State	L, 56-81
N24	Missouri	W, 90-71
N27	vs. Alcorn State @	L, 59-66
N28	vs. Texas-Pan American @	W, 77-53
D3	Tulsa	W, 80-63
D5	at Tennessee State*	W, 63-48
D8	Oakland City	W, 81-53
D12	at Austin Peay*	W, 69-55
J2	Eastern Kentucky*	W, 101-93 ^{OT}
J4	Morehead State*	W, 65-58
J7	at Middle Tennessee*	L, 75-82
J9	at Tennessee Tech*	L, 64-82
J12	Austin Peay*	W, 76-56
J14	Murray State*	W, 78-59
J16	UT Martin*	W, 75-55
J21	at Belmont	L, 57-70
J23	at Eastern Illinois*	W, 75-64
J25	at Eastern Kentucky*	L, 61-62
J30	at Morehead State*	W, 104-70
F2	Tennessee State*	W, 74-71
F4	Middle Tennessee*	W, 76-73
F6	Tennessee Tech*	W, 74-70
F11	at Murray State*	L, 63-64
F13	at UT Martin*	L, 70-84
F20	Eastern Illinois*	W, 101-86
OVC Tournament		
F23	Murray State	W, 66-60
F27	Tennessee Tech	L, 62-73
* = Ohio Valley Conference Game		
@ = Chateau Charles Cowgirl Classic		

1999-00

12-16, 7-11 OVC (Seventh)

N19	vs. Mississippi Valley State !	W, 77-42
N20	at Arkansas State !	L, 69-74
N23	UMKC	W, 70-71**
N27	vs. Louisiana Tech #	L, 54-96
N28	at UNLV #	L, 58-69
D2	at Tennessee Tech	L, 61-65
D4	at Middle Tennessee	L, 81-85 ^{OT}
D7	Oakland City	W, 83-72
D10	Indiana State	L, 58-77
J3	at Ark.-Little Rock	W, 80-78 ^{OT}
J6	Tennessee State*	W, 58-46
J8	Austin Peay*	W, 74-72
J13	at UT Martin*	L, 65-71
J15	at Murray State*	L, 49-54
J18	Tennessee Tech*	L, 65-82
J22	Eastern Illinois*	W, 83-70
J27	Morehead State*	W, 85-62
J29	Eastern Kentucky*	W, 87-66
F3	at Tennessee State*	L, 60-65
F5	at Austin Peay*	L, 71-95
F8	Middle Tennessee*	L, 58-67
F10	UT Martin*	L, 64-74
F12	Murray State*	L, 55-66
F16	Belmont	W, 87-72
F19	at Eastern Illinois*	W, 89-75
F24	at Morehead State*	W, 82-76
F26	at Eastern Kentucky*	L, 86-91 ^{OT}



OVC Tournament
 F29 Middle Tennessee L, 57-76
 *= Ohio Valley Conference Game
 != Arkansas State Lady Indian Invitational
 # = UNLV Lady Rebel Shootout
 **= UMKC played with ineligible players, Southeast was given the win.

2000-01

14-13, 9-7 OVC (Fourth)

N17 Missouri Baptist W, 83-53
 N21 at UMKC W, 65-48
 N25 vs. New Mexico State # L, 58-67
 N26 vs. Eastern Washington # L, 64-67
 N29 Lipscomb L, 60-61
 D4 at Mississippi Valley State L, 63-69^{OT}
 D6 Oakland City W, 88-47
 D9 at Belmont W, 81-72
 D30 Mississippi Valley State W, 78-44
 J2 Arkansas-Little Rock L, 55-76
 J4 at Tennessee State* W, 82-80
 J6 at Austin Peay* W, 87-80
 J9 Tennessee Tech* L, 79-80
 J11 Murray State* W, 74-66
 J13 UT Martin* W, 79-66
 J20 at Eastern Illinois* W, 77-71
 J27 at Morehead State* W, 67-66
 J29 at Eastern Kentucky* L, 82-89
 F1 Austin Peay* L, 66-67
 F3 Tennessee State* W, 95-84
 F6 at Tennessee Tech* L, 75-89
 F8 at Murray State* L, 61-62
 F10 at UT Martin* W, 80-67
 F17 Eastern Illinois* L, 47-70
 F22 Eastern Kentucky* L, 82-91
 F24 Morehead State* W, 81-61

OVC Tournament

F27 UT Martin L, 63-68
 *= Ohio Valley Conference Game
 # = Fresno State Classic


2001-02

16-12, 8-8 OVC (Fifth)

N16 vs. Montana \$ L, 63-78
 N17 at Texas-Pan American \$ W, 72-55
 N20 Oakland City W, 80-66
 N24 Southern Illinois W, 81-70
 N27 at Lipscomb W, 72-58
 N30 Texas A&M-Corpus Christi # W, 70-57
 D1 Missouri # L, 62-80
 D5 at Northern Illinois L, 63-71
 D8 Samford W, 90-41
 J2 Missouri Baptist W, 70-53
 J5 at Eastern Illinois* W, 77-68
 J8 Tennessee Tech* L, 77-80
 J10 Eastern Kentucky* L, 67-94
 J12 Morehead State* L, 70-79
 J14 Tennessee State* W, 77-53
 J17 at UT Martin* W, 64-59
 J19 at Murray State* W, 71-55
 J23 IPFW W, 86-67
 J26 Austin Peay* L, 73-77
 J31 at Tennessee State* L, 79-88^{OT}
 F2 at Tennessee Tech* L, 69-87
 F7 at Morehead State* L, 72-79
 F9 at Eastern Kentucky* L, 73-82
 F14 UT Martin* W, 61-51
 F16 Murray State* W, 72-64
 F18 Eastern Illinois* W, 79-51
 F23 at Austin Peay* W, 80-68

OVC Tournament

F26 at Austin Peay L, 67-76
 *= Ohio Valley Conference Game
 # = Texas-Pan American Classic
 \$ = Lady Tiger Tournament



B.J. Smith

35-41 (.460) - 4 Seasons

2002-03

19-11, 11-5 OVC (Second)

N22 Henderson State W, 85-55
 N26 at Missouri State L, 76-85
 N29 at Wisconsin-Green Bay #L, 49-74
 N30 vs. Quinnipiac # W, 93-87^{OT}
 D5 Lipscomb W, 71-50
 D7 at Samford W, 89-48
 D16 Oakland City W, 90-42
 D20 vs. Indiana State % L, 71-82
 D21 vs. Gardner-Webb % W, 98-63
 D28 at Oklahoma L, 59-87
 J4 Eastern Illinois* W, 74-59
 J11 at Morehead State* W, 83-63
 J13 at Eastern Kentucky* L, 77-88
 J18 Murray State* W, 82-69
 J20 UT Martin* W, 70-49
 J25 at Austin Peay* L, 45-58
 J30 at Eastern Illinois* W, 82-64
 F1 Tennessee Tech* W, 86-80
 F3 Tennessee State* W, 77-64
 F8 Eastern Kentucky* L, 75-81
 F10 Morehead State* W, 78-64
 F12 at IPFW L, 87-90 (OT)
 F15 at Murray State* W, 62-53
 F17 at UT Martin* L, 59-60
 F22 Austin Peay* L, 78-80
 F27 at Tennessee Tech* W, 76-72
 M1 at Tennessee State* W, 81-72

OVC Tournament

M4 Eastern Illinois W, 79-76
 M7 vs. Tennessee Tech W, 78-65
 M8 vs. Austin Peay L, 61-85
 *= Ohio Valley Conference Game
 # = UWGB Tournament

2003-04

16-13, 10-6 OVC (Fourth)

N14 vs. Utah # L, 65-76
 N21 Southern Illinois W, 73-64
 N24 at Oklahoma L, 48-83
 N28 vs. Bowling Green @ L, 60-70
 N29 vs. Prairie View A&M @ W, 85-38
 D6 Southern Arkansas W, 84-57
 D15 Northern Illinois W, 59-57
 D20 at Lipscomb L, 47-52
 D23 at Missouri State L, 59-87
 D30 vs. Kansas State \$ L, 42-78
 D31 vs. Alcorn State \$ W, 73-63
 J8 Austin Peay* L, 54-64
 J10 Tennessee Tech* W, 102-90
 J13 at Eastern Illinois* W, 79-66
 J15 Tennessee State* W, 102-45
 J22 at Tennessee Tech* L, 57-65
 J24 at Austin Peay* L, 65-68
 J29 at Jacksonville State* L, 83-95
 J31 at Samford* W, 71-53
 F5 UT Martin* W, 83-60
 F7 Murray State* W, 74-60

F10 Eastern Illinois* W, 77-76
 F14 at Tennessee State* W, 87-58
 F19 Eastern Kentucky* W, 88-78
 F21 Morehead State* W, 88-62
 F26 at Murray State* L, 59-64
 F28 at UT Martin* L, 75-78

OVC Tournament

M2 Murray State W, 76-51
 M5 Austin Peay L, 55-72
 * = Ohio Valley Conference Game
 # = Preseason WNIT
 @ = Texas-Corpus Christi Tournament
 \$ = UTSA Classic

2004-05

0-8, 0-2 OVC<

N19 at Oklahoma L, 62-84
 N23 Lyon College W, 105-45
 N26 vs. Texas Southern # W, 90-60
 N27 vs. UIC # W, 85-62
 D1 at Southern Illinois W, 77-56
 D9 at Hawaii @ W, 79-69
 D10 vs. BYU @ L, 52-62
 D18 at UIC L, 76-78
 D22 Missouri State L, 64-73
 D30 Chicago State W, 61-44
 D31 Oakland City W, 74-49
 J6 at Austin Peay* W, 59-56
 J8 at Tennessee Tech* L, 78-80
 J11 Eastern Illinois* W, 87-70
 J13 at Tennessee State* W, 67-59
 J20 Tennessee Tech* W, 62-45
 J22 Austin Peay* W, 84-52
 J27 Jacksonville State* W, 94-51
 J29 Samford* W, 85-49
 F3 at UT Martin* W, 79-56
 F5 at Murray State* W, 60-40
 F8 at Eastern Illinois* W, 71-56
 F12 Tennessee State* W, 74-54
 F17 at Eastern Kentucky* L, 62-66
 F19 at Morehead State* W, 82-70
 2-24 Murray State* W, 86-69
 2-26 UT Martin* W, 76-63

OVC Tournament

M1 vs. Samford W, 47-45
 M4 vs. Tennessee Tech W, 71-68
 M5 vs. Eastern Kentucky L, 73-84^{2OT}
 * = Ohio Valley Conference Game
 # = Healthpoint Plaza Thanksgiving Classic
 @ = Waikiki Beach Marriott Invitational

2005-06

0-9, 0-4 OVC<

N18 at Texas Tech L, 56-85
 N22 Arkansas Monticello W, 67-38
 N25 vs. Wisconsin-Milwaukee # L, 87-90
 N26 vs. Henderson State # W, 79-66
 N29 Southern Illinois W, 74-63
 D2 at Wisconsin-Milwaukee L, 70-73
 D18 Tennessee State* W, 71-53
 D10 Tennessee Tech* L, 77-81
 D18 at Samford* L, 76-91
 D20 at Jacksonville* W, 83-76
 D28 at East Tennessee L, 74-81
 J2 Eastern Kentucky* W, 84-78
 J5 Eastern Illinois* L, 61-70
 J7 at Murray State* W, 72-62
 J14 Austin Peay* W, 72-54
 J19 at Tennessee State* W, 78-35
 J21 at Tennessee Tech* W, 53-46
 J26 Morehead State* W, 62-50
 J28 Murray State* W, 71-52
 J30 at Austin Peay* W, 73-57
 F4 at UT Martin* W, 67-52
 F9 at Morehead State* W, 58-43

F11 at Eastern Kentucky* W, 87-86^{OT}
 F16 Eastern Illinois* W, 84-76
 F18 at UT Martin* W, 54-49
 F23 Samford* L, 53-57
 F25 Jacksonville* W, 87-72

OVC Tournament

F28 vs. Murray State W, 80-49
 M3 vs. Samford W, 59-52
 M4 vs. Tennessee Tech W, 71-50

NCAA Tournament

M18 vs. Stanford L, 42-72
 * = Ohio Valley Conference Game
 # = Southeast Hospital Classic



John Ishee

77-74 (.510) - 5 Seasons

2006-07

24-8, 16-4 OVC (First)

N11 at Tulsa L, 54-67
 N14 Central Arkansas W, 64-60
 N17 Florida State L, 50-64
 N21 Harris-Stowe W, 101-78
 D2 at Baylor L, 47-81
 D7 at Tennessee State* W, 67-53
 D9 at Tennessee Tech* L, 58-59
 D15 East Tennessee State W, 73-68
 D17 Jacksonville State* W, 90-83
 D19 Samford* W, 70-66^{OT}
 D22 at Buffalo W, 61-50
 D28 Martin Methodist W, 93-53
 J2 at Eastern Kentucky* W, 64-62
 J4 Eastern Illinois* W, 77-60
 J8 at Murray State* W, 67-61
 J13 at Austin Peay* L, 60-75
 J18 Tennessee State* W, 64-46
 J20 Tennessee Tech* W, 77-52
 J24 at Morehead State* L, 58-68
 J27 Murray State* W, 66-63^{2OT}
 J29 Austin Peay* W, 67-56
 F3 at UT Martin* L, 54-63
 F8 Morehead State* W, 84-70
 F10 Eastern Kentucky* W, 73-72
 F14 at Eastern Illinois* W, 63-42
 F17 UT Martin* W, 58-52
 F22 at Samford* W, 66-58
 F24 at Jacksonville State* W, 85-50

OVC Tournament

F28 vs. Austin Peay W, 58-54
 M2 vs. Samford W, 57-51
 M3 vs. Murray State W, 62-60

NCAA Tournament

M17 Oklahoma L, 60-74
 * = Ohio Valley Conference Game

2007-08

23-9, 17-3 OVC (First)

N10 Tulsa W, 67-45
 N13 Henderson State W, 59-58
 N17 at Central Arkansas W, 91-60
 N20 Cumberland W, 73-57



Southeast Missouri State REDHAWKS

N23	vs Texas State	L, 47-80
N24	vs Northern Colorado	L, 49-60
N29	Baylor	L, 51-81
D2	at Purdue	L, 41-51
D6	Tennessee State*	L, 49-61
D8	Tennessee Tech*	W, 66-60
D18	at Samford*	W, 69-60
D20	at Jacksonville State*	W, 83-71
D29	Buffalo	W, 67-45
J5	at Eastern Illinois*	W, 55-51
J7	Murray State*	L, 68-71
J12	at Austin Peay*	W, 70-54
J17	at Tennessee State*	W, 70-51
J19	at Tennessee Tech*	W, 49-39
J24	Morehead State*	W, 66-58
J26	at Murray State*	W, 81-74
F2	UT Martin*	W, 58-51 ^{OT}
F7	at Morehead State*	W, 50-48
F9	at Eastern Kentucky*	W, 72-67
F14	Eastern Illinois*	W, 46-41
F16	at UT Martin*	W, 53-43
F20	Austin Peay*	W, 67-47
F23	Eastern Kentucky*	W, 68-52
F28	Samford*	L, 50-73
M1	Jacksonville State*	W, 85-42
OVC Tournament		
M4	Jacksonville State	W, 67-45
M7	vs. Eastern Illinois	L, 40-52
WNIT		
M20	at Evansville	L, 58-60

* = Ohio Valley Conference Game

2008-09

15-15, 10-8 OVC (t-Fifth)

N14	Missouri State	W, 67-64
N18	Central Arkansas	W, 60-41
N21	Ark Little Rock	W, 57-45
N25	at Florida State	L, 31-62
N28	Indiana State	L, 72-75
D4	Austin Peay*	L, 50-61
D6	Tennessee State*	L, 55-59
D10	Bethel College	W, 73-54
D13	at Southern Miss	L, 47-64
D20	vs. Providence \$	L, 59-67
D21	vs. Alabama State \$	L, 53-60
D29	at Missouri	L, 31-60
J3	at Tennessee Tech*	W, 56-41
J5	at Jacksonville State*	W, 82-60
J10	Eastern Illinois*	W, 58-51
J15	Morehead State*	L, 68-74
J17	Eastern Kentucky*	W, 71-54
J22	at UT Martin*	W, 62-54
J24	at Murray State*	L, 65-80
J29	Jacksonville State*	W, 57-37
J31	Tennessee Tech*	W, 61-55
F4	Harris-Stowe	W, 73-45
F7	at Eastern Illinois*	L, 53-73
F12	at Eastern Kentucky*	W, 66-56
F14	at Morehead State*	L, 54-55
F19	Murray State*	W, 69-51
F21	UT Martin*	W, 58-39
F26	at Tennessee State*	L, 54-70
F28	at Austin Peay*	L, 74-80 ^{OT}

OVC Tournament

M3	at Tennessee State	L, 66-77
----	--------------------	----------

* = Ohio Valley Conference Game

\$ = Tulane DoubleTree Classic



The 2006-07 Redhawks were the first Southeast team to win the OVC regular season and Tournament titles in the same year.

2009-10

7-21, 4-14 OVC (10th)

N13	UMSL	W, 66-53
N16	Southern Miss	W, 73-63
N21	at Missouri State	L, 46-72
N24	at Indiana State	L, 28-72
N29	Green Bay	L, 50-88
D3	at Austin Peay*	L, 63-76
D5	at Tennessee State*	L, 50-54
D9	Bethel College	W, 73-60
D12	UT Arlington	L, 54-66
D19	at Central Arkansas	L, 64-72
D28	at Ark Little Rock	L, 55-87
J2	Tennessee Tech*	W, 61-56
J4	Jacksonville State*	W, 56-53
J9	at Eastern Illinois*	L, 39-67
J14	at Morehead State*	L, 37-75
J16	at Eastern Kentucky*	W, 43-41
J21	UT Martin*	L, 46-49
J23	Murray State*	L, 72-90
J28	at Jacksonville State*	W, 52-47
J30	at Tennessee Tech*	L, 56-59
F2	SIU Edwardsville	L, 57-59
F6	Eastern Illinois*	L, 41-71
F11	Eastern Kentucky*	L, 45-50

F13	Morehead State*	L, 50-65
F18	at Murray State*	L, 52-61
F20	at UT Martin*	L, 43-65
F25	Tennessee State*	L, 53-76
F27	Austin Peay*	L, 60-77

* = Ohio Valley Conference Game

2010-11

8-21, 4-14 OVC (10th)

N12	vs. Sam Houston \$	L, 51-60
N17	vs. Jackson State \$	W, 55-37
N13	Northern Iowa	L, 57-70
N19	at Louisville	L, 43-97
N23	Maryville (St. Louis)	W, 61-48
N27	at UT Arlington	L, 40-54
D2	Austin Peay*	L, 57-65
D4	Tennessee State*	W, 51-46
D7	Western Michigan	W, 60-56
D10	at Green Bay	L, 40-74
D19	at Jacksonville State*	L, 48-62
D21	at Tennessee Tech*	L, 48-62
D30	Lindenwood Belleville	W, 77-46
J8	at Notre Dame	L, 21-97
J2	Eastern Illinois*	L, 43-68
J13	Morehead State*	L, 69-85

J15	Eastern Kentucky*	W, 74-58
J19	at UT Martin*	L, 62-92
J22	at Murray State*	W, 48-44
J27	Jacksonville State*	L, 49-51
J29	Tennessee Tech*	L, 59-69
F5	at Eastern Illinois*	L, 49-74
F10	at Eastern Kentucky*	W, 64-57
F12	at Morehead State*	L, 40-89
F17	Murray State*	L, 34-54
F19	UT Martin*	L, 55-85
F21	at SIU Edwardsville	L, 51-60
F24	at Tennessee State*	L, 35-58
F26	at Austin Peay*	L, 51-71

* = Ohio Valley Conference Game

\$ = Inn at Ole Miss Classic



Ty Margenthaler

37-78 (.322) - 4 Seasons

2011-12

7-22, 4-12 OVC (10th)

N11	at NC State	L, 29-66
N13	at Saint Louis	L, 45-54
N15	at UIC	L, 54-69
N21	Ole Miss	L, 43-51
N25	at UAB !	L, 41-64
N26	vs. Samford !	L, 58-63
N29	Arkansas State	W, 56-52
D1	at Northern Iowa	L, 42-62
D3	Lindenwood	W, 66-56
D10	at Western Michigan	L, 34-67
D18	vs. Central Michigan @	L, 59-100
D19	at Wright State @	L, 53-74
D20	vs. Longwood @	W, 56-52
D28	Morehead State*	L, 57-61
D31	Murray State*	L, 75-80
J2	Jacksonville State*	W, 66-48
J7	at Eastern Kentucky*	L, 37-52
J14	Eastern Illinois*	L, 46-73
J16	SIU Edwardsville*	L, 43-58
J21	at Tennessee Tech*	L, 57-60 ^{OT}
J28	at UT Martin*	L, 47-88
J30	Austin Peay*	W, 69-60
F1	at Eastern Illinois*	L, 48-74
F4	Tennessee State*	W, 50-39
F11	at Murray State*	L, 62-63
F13	at SIU Edwardsville*	L, 48-63
F18	UT Martin*	L, 44-77
F23	at Jacksonville State*	W, 54-47
F25	at Austin Peay*	L, 84-88

* = Ohio Valley Conference Game

! = UAB Thanksgiving Classic

@ = Wright State Holiday Invitational



YEAR-BY-YEAR RESULTS

2012-13

11-18, 5-11 OVC (t-9th/5th West)

N9	Wright State	W, 78-66
N12	at UMKC	L, 64-69
N14	at Kansas	L, 58-68
N19	at Arkansas State	W, 52-51
N23	at Houston!	L, 44-61
N24	vs. UT-Pan American!	W, 55-54
N29	at Missouri	L, 51-80
D1	UIC	W, 67-62
D5	at Southern Illinois	L, 57-58
D8	Western Illinois	W, 56-47
D16	at Western Kentucky	L, 46-60
D21	Missouri State	L, 55-69
D31	at Belmont*	L, 58-71
J5	Austin Peay*	W, 71-57
J7	Murray State*	W, 70-58
J9	Saint Louis*	W, 59-52
J14	at Tennessee State*	L, 58-68
J16	UT Martin*	L, 71-82
J21	Morehead State*	L, 64-70
J26	at Eastern Illinois*	L, 62-82
J28	at SIU Edwardsville*	L, 65-78
F2	Eastern Kentucky*	L, 49-53
F4	at Austin Peay*	W, 69-51
F9	Eastern Illinois*	L, 46-64
F11	SIU Edwardsville*	W, 67-62
F16	at UT Martin*	L, 61-75
F23	at Jacksonville State*	L, 57-60
F25	Tennessee Tech*	L, 51-64
M2	at Murray State*	W, 61-58

* = Ohio Valley Conference Game
! = David Jones Classic

2014-15

10-19, 3-13 OVC (t-9th)

N14	at Alabama A&M	W, 66-38
N17	at Missouri	L, 42-88
N21	Saint Louis	L, 56-74
N25	at Ole Miss	L, 57-58
N28	at Southern Illinois	L, 62-78
N30	at Bradley	W, 70-65
D3	Western Illinois	L, 62-79
D6	at Central Arkansas	W, 48-46
D10	at Missouri-Kansas City	W, 65-50
D13	vs. Detroit^	W, 61-51
D14	vs. Idaho^	L, 62-78
D21	Illinois-Springfield	W, 73-56
D30	William Woods	W, 77-40
J1	at Belmont*	L, 39-62
J3	at Tennessee State*	L, 55-62
J8	Morehead State*	L, 59-64
J10	Eastern Kentucky*	L, 54-57
J14	at Jacksonville State*	L, 34-70
J17	Tennessee Tech*	W, 68-66 ^{OT}
J20	SIUE*	L, 48-60
J24	at UT Martin*	L, 55-96
J31	at Austin Peay*	L, 62-70
F5	at Murray State*	L, 81-86
F7	Eastern Illinois*	W, 69-65
F11	UT Martin*	L, 60-78
F14	Murray State*	W, 88-66
F21	at Eastern Illinois*	L, 48-49
F25	at SIUE*	L, 67-78
F28	Austin Peay*	L, 67-72

* = Ohio Valley Conference Game
^ = Glass City Classic

2013-14

10-19, 6-10 OVC (t-9th/t-4th West)

N8	at Alabama A&M	W, 76-64
N11	Bradley	L, 68-72
N14	Kansas City	W, 76-74
N19	Western Kentucky	L, 75-90
N21	at Missouri	L, 57-62
N23	at Wichita State	L, 46-67
N29	vs. Arkansas ^	L, 37-88
N30	vs. New Mexico ^	L, 55-73
D4	Southern Illinois	W, 72-50
D7	at Western Illinois	L, 58-79
D10	at Saint Louis	L, 34-52
D12	Illinois-Springfield	W, 72-56
D21	at Missouri State	L, 66-77
D31	Belmont*	L, 74-81
J4	at Austin Peay*	W, 75-64
J11	Tennessee State*	L, 67-75
J13	at UT Martin*	L, 71-100
J20	at Morehead State*	L, 59-62
J25	Eastern Illinois*	W, 66-49
J27	SIU Edwardsville*	W, 79-71
F1	at Eastern Kentucky*	L, 56-75
F3	Austin Peay*	L, 74-87
F8	at Eastern Illinois*	L, 48-53
F10	at SIU Edwardsville*	W, 69-60
F15	UT Martin*	L, 70-102
F19	at Murray State*	L, 55-66
F22	Jacksonville State*	W, 59-48
F24	at Tennessee Tech*	L, 61-63
M1	Murray State*	W, 65-57

* = Ohio Valley Conference Game
^ = New Mexico Tournament



Rekha Patterson was named the eighth head coach in Southeast Missouri women's basketball history during a press conference at the Show Me Center on April 15, 2015.



Southeast Missouri State **REDHAWKS**

Abilene Christian.....1-0	Idaho.....0-1	New Mexico.....0-1	Texas Southern.....1-0
Alabama A&M.....2-0	Idaho State.....First Meeting	New Mexico State.....0-1	Texas State.....0-1
Alabama State.....1-0	Illinois College.....1-0	Nicholls State.....1-0	Texas Tech.....0-1
Alaska-Anchorage.....1-0	Illinois-Springfield.....2-0	Norfolk State.....1-0	Troy.....0-2
Alcorn State.....3-1	Indiana State.....0-5	North Carolina Central.....1-0	Truman State.....14-4
Arkansas.....0-1	Indianapolis.....1-0	North Carolina State.....0-2	Tulane.....0-1
Arkansas-Little Rock.....2-2	IPFW.....1-1	North Central College.....0-1	Tulsa.....3-2
Arkansas State.....5-4	Jackson State.....1-0	North Dakota State.....0-2	UAB.....0-1
Augustana.....1-0	Jacksonville State.....12-5	Northeastern Illinois.....3-0	UIC.....3-3
Austin Peay.....21-28	Johnson C. Smith.....1-0	Northern Colorado.....0-1	UNLV.....0-1
Baylor.....0-2	Kansas.....0-1	Northern Kentucky.....0-1	Utah.....0-1
Belleville Area.....0-1	Kansas City.....6-3	Northern Illinois.....1-2	UT Martin.....29-32
Belmont.....3-5	Kansas State.....0-1	Northern Iowa.....0-3	Union.....1-3
Bethel University.....2-0	Kentucky Wesleyan.....5-1	Northwest Missouri.....19-10	Washburn.....3-2
Bowling Green.....0-1	Langston.....0-1	Northwest Tennessee.....0-1	Washington State.....0-1
Bradley.....1-1	Lincoln.....18-7	Notre Dame.....0-1	Washington University (Mo.)...1-0
Buffalo.....2-0	Lindenwood.....1-0	Oklahoma.....0-4	West Texas State.....1-2
BYU.....0-1	Lindenwood-Belleville.....1-0	Oakland City.....8-0	West Virginia Tech.....1-0
Cal Poly-Pomona.....1-0	Lipscomb.....3-3	Oral Roberts.....7-1	Western Illinois.....5-4
Carthage.....2-0	Longwood.....1-0	Pittsburgh State.....5-0	Western Kentucky.....0-2
Central Arkansas.....4-2	Louisiana-Monroe.....1-1	Prairie View A&M.....1-0	Western Michigan.....1-1
Central Methodist.....1-0	Louisiana Tech.....0-1	Providence.....0-1	Wichita State.....0-1
Central Michigan.....0-1	Louisville.....0-1	Purdue.....0-1	William Baptist.....1-0
Central Missouri.....7-27	Lyon.....1-0	Quincy.....5-0	William Woods.....3-7
Chicago State.....4-0	MacMurray.....1-0	Quinnipiac.....1-0	Wisconsin-Green Bay.....0-2
Christian Brothers.....5-6	Martin Methodist.....1-0	Rust College.....1-1	Wisconsin-Milwaukee.....2-4
Cleveland State.....2-0	Maryville.....1-0	St. Cloud State.....1-0	Wright State.....2-1
Colorado Christian.....1-0	McKendree.....5-0	St. Francis.....0-1	
Colorado College.....1-0	Mankato State.....1-0	St. Mary's (Texas).....1-0	
Cumberland.....1-0	Memphis.....0-2	Saint Louis.....8-11	
Danville Area College.....1-0	Meramec CC.....4-5	Samford.....10-4	
Delta State.....3-1	Metropolitan State.....1-0	Southeastern Louisiana.....1-0	
Detroit.....1-0	Middle Tennessee State.....4-16	Southern Illinois.....7-25	
Eastern Illinois.....20-19	Millikin.....2-0	SIU Edwardsville.....21-14	
Eastern Kentucky.....13-30	Mississippi.....0-3	Southern Arkansas.....1-0	
East Tennessee State.....1-2	Mississippi State.....0-1	Southern Indiana.....6-1	
Eastern Washington.....0-1	Mississippi Valley State.....2-1	Southern Mississippi.....1-1	
Elmhurst.....1-0	Missouri.....1-16	Southern University.....0-1	
Evangel.....1-1	Missouri Baptist.....8-0	Southwest Baptist.....11-0	
Evansville.....4-3	Missouri-Rolla.....23-8	Southwestern.....2-0	
Florida International.....2-0	Missouri-St. Louis.....27-5	Stanford.....0-1	
Florida State.....0-2	Missouri Southern.....6-0	Stetson.....1-0	
Forest Park CC.....4-3	Missouri State.....2-12	Sul Ross State.....1-0	
Gardner-Webb.....1-0	Missouri Western.....2-0	Tabor College.....1-0	
Greenville College.....0-1	Montana.....0-1	Tarleton State.....1-0	
Harris-Stowe.....2-0	Morehead State (Minn.).....1-0	Tennessee-Chattanooga.....1-0	
Hawaii.....0-1	Morehead State.....22-16	Tennessee State.....20-21	
Henderson State.....3-0	Morningside.....2-0	Tennessee Tech.....15-31	
Houston.....0-1	Murray State.....30-24	Texas A&M-Corpus Christi.....0-1	
Howard Payne.....1-0	National College of Education.....2-0	Texas Arlington.....0-2	
	Nebraska-Omaha.....2-0	Texas-El Paso.....0-1	
	Nevada.....0-1	Texas-Pan American.....4-1	

2015-16 Opponents in **Bold**



RECORDS VS. OPPONENTS

Austin Peay 21-28 (21-27 DI)

(H: 11-12, A: 10-14, N: 0-2)

Date	Location	Result
Jan. 4, 1989	Clarksville, Tenn.	W, 72-58
Jan. 4, 1992	Cape Girardeau, Mo.	W, 79-72
Feb. 1, 1992	Clarksville, Tenn.	W, 69-68
Jan. 11, 1993	Clarksville, Tenn.	W, 70-63
Feb. 22, 1993	Cape Girardeau, Mo.	W, 77-45
Jan. 31, 1994	Clarksville, Tenn.	W, 76-66
Feb. 28, 1994	Cape Girardeau, Mo.	L, 69-78
Jan. 30, 1995	Cape Girardeau, Mo.	W, 88-86
Feb. 27, 1995	Clarksville, Tenn.	L, 73-82
Jan. 15, 1996	Clarksville, Tenn.	L, 60-81
Feb. 10, 1996	Cape Girardeau, Mo.	L, 50-64
Jan. 4, 1997	Clarksville, Tenn.	L, 58-86
Feb. 3, 1997	Cape Girardeau, Mo.	L, 60-77
Dec. 6, 1997	Cape Girardeau, Mo.	W, 77-76
Feb. 4, 1998	Clarksville, Tenn.	L, 58-69
Dec. 12, 1998	Clarksville, Tenn.	W, 69-55
Jan. 12, 1999	Cape Girardeau, Mo.	W, 76-56
Jan. 8, 2000	Cape Girardeau, Mo.	W, 74-72
Feb. 5, 2000	Clarksville, Tenn.	L, 71-95
Jan. 6, 2001	Clarksville, Tenn.	W, 87-80
Feb. 1, 2001	Cape Girardeau, Mo.	L, 66-67
Jan. 26, 2002	Cape Girardeau, Mo.	L, 73-77
Feb. 23, 2002	Clarksville, Tenn.	W, 80-68
Feb. 26, 2002	Clarksville, Tenn.	L, 67-76
Jan. 25, 2003	Clarksville, Tenn.	L, 45-58*
Feb. 22, 2003	Cape Girardeau, Mo.	L, 78-80
Mar. 8, 2003	Nashville, Tenn.	L, 61-85
Jan. 8, 2004	Cape Girardeau, Mo.	L, 54-64
Jan. 24, 2004	Clarksville, Tenn.	L, 65-68
Mar. 5, 2004	Nashville, Tenn.	L, 55-72*
Jan. 13, 2007	Clarksville, Tenn.	L, 60-75
Jan. 29, 2007	Cape Girardeau, Mo.	W, 67-56
Feb. 28, 2007	Cape Girardeau, Mo.	W, 58-54*
Jan. 12, 2008	Clarksville, Tenn.	W, 70-54
Feb. 20, 2008	Cape Girardeau, Mo.	W, 67-47
Dec. 4, 2008	Cape Girardeau, Mo.	L, 50-61
Feb. 28, 2009	Clarksville, Tenn.	L, 74-80 ^{OT}
Dec. 3, 2009	Clarksville, Tenn.	L, 63-76
Feb. 27, 2010	Cape Girardeau, Mo.	L, 60-77
Dec. 2, 2010	Cape Girardeau, Mo.	L, 57-65
Feb. 26, 2011	Clarksville, Tenn.	L, 51-71
Jan. 30, 2012	Cape Girardeau, Mo.	W, 69-60
Feb. 25, 2012	Clarksville, Tenn.	L, 84-88
Jan. 5, 2013	Cape Girardeau, Mo.	W, 71-57
Feb. 4, 2013	Clarksville, Tenn.	W, 69-51
Jan. 4, 2014	Clarksville, Tenn.	W, 75-64
Feb. 3, 2014	Cape Girardeau, Mo.	L, 74-87
Jan. 31, 2015	Clarksville, Tenn.	L, 62-70
Feb. 28, 2015	Cape Girardeau, Mo.	L, 67-72

Belmont 3-5

(H: 2-2, A: 1-3)

Date	Location	Result
Nov. 27, 1981	Cape Girardeau, Mo.	L, 65-66
Feb. 11, 1998	Cape Girardeau, Mo.	W, 63-61
Jan. 21, 1999	Nashville, Tenn.	L, 57-70
Feb. 16, 2000	Cape Girardeau, Mo.	W, 87-72
Dec. 9, 2000	Nashville, Tenn.	W, 81-72
Dec. 31, 2012	Nashville, Tenn.	L, 58-71
Dec. 31, 2013	Cape Girardeau, Mo.	L, 74-81
Jan. 1, 2015	Nashville, Tenn.	L, 39-62

Eastern Illinois 20-19 (20-17 DI)

(H: 12-7, A: 8-10, N: 0-2)

Date	Location	Result
Nov. 24, 1978	Fulton, Mo.	L, 50-56
Jan. 22, 1982	Charleston, Ill.	L, 66-81
Jan. 25, 1997	Cape Girardeau, Mo.	L, 70-77
Feb. 22, 1997	Charleston, Ill.	L, 54-89
Jan. 24, 1998	Cape Girardeau, Mo.	W, 48-41
Feb. 21, 1998	Charleston, Ill.	L, 54-72
Jan. 23, 1999	Charleston, Ill.	W, 75-64
Feb. 20, 1999	Cape Girardeau, Mo.	W, 101-86
Jan. 22, 2000	Cape Girardeau, Mo.	W, 83-70
Feb. 19, 2000	Charleston, Ill.	W, 89-75
Jan. 20, 2001	Charleston, Ill.	W, 77-71
Feb. 17, 2001	Cape Girardeau, Mo.	L, 47-70
Jan. 5, 2002	Charleston, Ill.	W, 77-68
Feb. 18, 2002	Cape Girardeau, Mo.	W, 79-51
Jan. 4, 2003	Cape Girardeau, Mo.	W, 74-59
Jan. 30, 2003	Charleston, Ill.	W, 82-64
Mar. 4, 2003	Cape Girardeau, Mo.	W, 79-76*
Jan. 13, 2004	Charleston, Ill.	W, 79-66
Feb. 10, 2004	Cape Girardeau, Mo.	W, 77-76
Jan. 5, 2006	Cape Girardeau, Mo.	L, 61-70
Jan. 4, 2007	Cape Girardeau, Mo.	W, 77-60
Feb. 14, 2007	Charleston, Ill.	W, 63-42
Jan. 5, 2008	Charleston, Ill.	W, 55-51
Feb. 14, 2008	Cape Girardeau, Mo.	W, 46-41
Mar. 7, 2008	Nashville, Tenn.	L, 40-52*
Jan. 10, 2009	Cape Girardeau, Mo.	W, 58-51
Feb. 7, 2009	Charleston, Ill.	L, 53-73
Jan. 9, 2010	Cape Girardeau, Mo.	L, 39-67
Feb. 6, 2010	Charleston, Ill.	L, 41-71
Jan. 8, 2011	Cape Girardeau, Mo.	L, 43-68
Feb. 5, 2011	Charleston, Ill.	L, 49-74
Jan. 14, 2012	Cape Girardeau, Mo.	L, 46-73
Feb. 1, 2012	Charleston, Ill.	L, 48-74
Jan. 26, 2013	Charleston, Ill.	L, 62-82
Feb. 9, 2013	Cape Girardeau, Mo.	L, 46-64
Jan. 25, 2014	Cape Girardeau, Mo.	W, 66-49
Feb. 8, 2014	Charleston, Ill.	L, 48-53
Feb. 7, 2015	Cape Girardeau, Mo.	W, 69-65
Feb. 21, 2015	Charleston, Ill.	L, 48-78

Eastern Kentucky 13-30 (13-29 DI)

(H: 8-12, A: 5-17, N: 0-1)

Date	Location	Result
Dec. 1, 1984	Richmond, Ky.	L, 64-70
Jan. 20, 1992	Cape Girardeau, Mo.	L, 57-79
Feb. 15, 1992	Richmond, Ky.	L, 59-78
Jan. 25, 1993	Cape Girardeau, Mo.	L, 60-66
Feb. 15, 1993	Richmond, Ky.	L, 58-65
Jan. 8, 1994	Richmond, Ky.	L, 58-74
Feb. 7, 1994	Cape Girardeau, Mo.	L, 67-83
Jan. 7, 1995	Cape Girardeau, Mo.	L, 79-86
Feb. 5, 1995	Richmond, Ky.	L, 71-78
Jan. 6, 1996	Richmond, Ky.	L, 73-79
Feb. 5, 1996	Cape Girardeau, Mo.	W, 90-82
Jan. 11, 1997	Cape Girardeau, Mo.	L, 55-71
Feb. 9, 1997	Richmond, Ky.	L, 44-81
Jan. 5, 1998	Richmond, Ky.	L, 58-97
Jan. 31, 1998	Cape Girardeau, Mo.	L, 77-86
Feb. 24, 1998	Richmond, Ky.	L, 75-92
Jan. 2, 1999	Cape Girardeau, Mo.	W, 101-93 ^{2OT}
Jan. 25, 1999	Richmond, Ky.	L, 61-62
Jan. 29, 2000	Cape Girardeau, Mo.	W, 87-66
Feb. 26, 2000	Richmond, Ky.	L, 86-91 ^{OT}
Jan. 29, 2001	Richmond, Ky.	L, 82-89
Feb. 22, 2001	Cape Girardeau, Mo.	L, 82-91
Jan. 10, 2002	Cape Girardeau, Mo.	L, 67-94
Feb. 9, 2002	Richmond, Ky.	L, 73-82
Jan. 13, 2003	Richmond, Ky.	L, 77-88
Feb. 8, 2003	Cape Girardeau, Mo.	L, 75-81
Feb. 19, 2004	Cape Girardeau, Mo.	W, 88-78
Feb. 17, 2005	Richmond, Ky.	L, 62-66
Mar. 5, 2005	Nashville, Tenn.	L, 73-84 ^{2OT}
Jan. 2, 2007	Richmond, Ky.	W, 64-62
Feb. 10, 2007	Cape Girardeau, Mo.	W, 73-72
Feb. 9, 2008	Richmond, Ky.	W, 72-67
Feb. 23, 2008	Cape Girardeau, Mo.	W, 68-52
Jan. 17, 2009	Cape Girardeau, Mo.	W, 71-54
Feb. 12, 2009	Richmond, Ky.	W, 66-56
Jan. 16, 2010	Richmond, Ky.	W, 43-41
Feb. 11, 2010	Cape Girardeau, Mo.	L, 45-50
Jan. 15, 2011	Cape Girardeau, Mo.	W, 74-58
Feb. 10, 2011	Richmond, Ky.	W, 64-57
Jan. 7, 2012	Richmond, Ky.	L, 37-52
Feb. 2, 2013	Cape Girardeau, Mo.	L, 49-53
Feb. 1, 2014	Richmond, Ky.	L, 56-75
Jan. 10, 2015	Cape Girardeau, Mo.	L, 54-57



Southeast Missouri State REDHAWKS

Jacksonville State 12-5

(H: 7-1, A: 5-4, N: 0-0)

Date	Location	Result
Jan. 29, 2004	Jacksonville, Ala.	L, 83-95
Dec. 17, 2007	Cape Girardeau, Mo.	W, 90-83
Feb. 24, 2007	Jacksonville, Ala.	W, 85-50
Dec. 20, 2008	Jacksonville, Ala.	W, 83-71
Mar. 1, 2008	Cape Girardeau, Mo.	W, 85-42
Mar. 4, 2008	Cape Girardeau, Mo.	W, 67-45
Jan. 5, 2009	Jacksonville, Ala.	W, 82-60
Jan. 29, 2009	Cape Girardeau, Mo.	W, 57-37
Jan. 4, 2010	Cape Girardeau, Mo.	W, 56-53
Jan. 28, 2010	Jacksonville, Ala.	W, 52-47
Dec. 19, 2011	Jacksonville, Ala.	L, 48-62
Jan. 27, 2011	Cape Girardeau, Mo.	L, 49-51
Jan. 2, 2012	Cape Girardeau, Mo.	W, 66-48
Feb. 23, 2012	Jacksonville, Ala.	W, 54-47
Feb. 23, 2013	Jacksonville, Ala.	L, 57-60
Feb. 22, 2014	Cape Girardeau, Mo.	W, 59-48
Jan. 14, 2015	Jacksonville, Ala.	L, 34-70

Kansas City 6-3

(H: 3-1, A: 3-2)

Date	Location	Result
Dec. 3, 1991	Kansas City, Mo.	L, 51-70
Feb. 6, 1993	Cape Girardeau, Mo.	L, 50-75
Feb. 21, 1994	Kansas City, Mo.	W, 84-64
Nov. 28, 1994	Cape Girardeau, Mo.	W, 63-58
Nov. 23, 1999	Cape Girardeau, Mo.	W, 70-71*
Nov. 21, 2000	Kansas City, Mo.	W, 65-48
Nov. 12, 2012	Kansas City, Mo.	L, 64-69
Nov. 14, 2013	Cape Girardeau, Mo.	W, 76-74
Dec. 10, 2014	Kansas City, Mo.	W, 65-50

*UMKC forfeit due to using ineligible players.

Missouri 1-16 (1-12 DI)

(H: 1-4, A: 0-11, N: 0-1)

Date	Location	Result
1975-76	Columbia, Mo.	L, 44-95
1976-77	Cape Girardeau, Mo.	L, 39-97
1976-77	Columbia, Mo.	L, 55-89
Nov. 28, 1978	Columbia, Mo.	L, 36-101
Nov. 22, 1991	Cape Girardeau, Mo.	L, 57-68
Dec. 31, 1991	Columbia, Mo.	L, 50-58
Dec. 11, 1993	Columbia, Mo.	L, 60-89
Dec. 7, 1994	Cape Girardeau, Mo.	L, 58-69
Dec. 9, 1995	Columbia, Mo.	L, 62-75
Dec. 2, 1996	Cape Girardeau, Mo.	L, 65-103
Nov. 20, 1997	Columbia, Mo.	L, 53-76
Nov. 24, 1998	Cape Girardeau, Mo.	W, 90-71
Dec. 1, 2001	Edinburg, Texas	L, 62-80

Dec. 29, 2008	Columbia, Mo.	L, 31-60
Nov. 29, 2012	Columbia, Mo.	L, 51-80
Nov. 21, 2013	Columbia, Mo.	L, 57-62
Nov. 17, 2014	Columbia, Mo.	L, 42-88

Morehead State 22-17

(H: 14-7, A: 8-10)

Date	Location	Result
Jan. 18, 1992	Cape Girardeau, Mo.	W, 85-84
Feb. 17, 1992	Morehead, Ky.	W, 70-69
Jan. 23, 1993	Cape Girardeau, Mo.	W, 80-75
Feb. 13, 1993	Morehead, Ky.	W, 74-62
Jan. 10, 1994	Morehead, Ky.	L, 73-80
Feb. 5, 1994	Cape Girardeau, Mo.	W, 72-54
Jan. 9, 1995	Cape Girardeau, Mo.	W, 81-78
Feb. 4, 1995	Morehead, Ky.	W, 87-69
Jan. 8, 1996	Morehead, Ky.	L, 83-95
Feb. 3, 1996	Cape Girardeau, Mo.	W, 84-79
Jan. 13, 1997	Cape Girardeau, Mo.	W, 75-72
Feb. 8, 1997	Morehead, Ky.	L, 68-83
Jan. 3, 1998	Morehead, Ky.	L, 95-98 ^{OT}
Feb. 2, 1998	Cape Girardeau, Mo.	W, 82-74 ^{OT}
Jan. 4, 1999	Cape Girardeau, Mo.	W, 65-58
Jan. 30, 1999	Morehead, Ky.	W, 104-70
Jan. 27, 2000	Cape Girardeau, Mo.	W, 85-62
Feb. 24, 2000	Morehead, Ky.	W, 82-76
Jan. 27, 2001	Morehead, Ky.	W, 67-66
Feb. 24, 2001	Cape Girardeau, Mo.	W, 81-61
Jan. 12, 2002	Cape Girardeau, Mo.	L, 70-79
Feb. 7, 2002	Morehead, Ky.	L, 72-79
Jan. 11, 2003	Morehead, Ky.	W, 83-63
Feb. 10, 2003	Cape Girardeau, Mo.	W, 78-64
Feb. 21, 2004	Cape Girardeau, Mo.	W, 88-62
Jan. 24, 2007	Morehead, Ky.	L, 58-68
Feb. 8, 2007	Cape Girardeau, Mo.	W, 84-70
Jan. 24, 2008	Cape Girardeau, Mo.	W, 66-58
Feb. 7, 2008	Morehead, Ky.	W, 50-48
Jan. 15, 2009	Cape Girardeau, Mo.	L, 68-74
Feb. 14, 2009	Morehead, Ky.	L, 54-55
Jan. 14, 2010	Morehead, Ky.	L, 37-75
Feb. 13, 2010	Cape Girardeau, Mo.	L, 50-65
Jan. 13, 2011	Cape Girardeau, Mo.	L, 69-85
Feb. 12, 2011	Morehead, Ky.	L, 40-89
Dec. 28, 2011	Cape Girardeau, Mo.	L, 57-61
Jan. 21, 2013	Cape Girardeau, Mo.	L, 64-70
Jan. 20, 2014	Morehead, Ky.	L, 59-62
Jan. 8, 2015	Cape Girardeau, Mo.	L, 59-64

Murray State 29-25 (28-20 DI)

(H: 18-10, A: 10-15, N: 1-0)

Date	Location	Result
1976-77	Murray, Ky.	L, 47-105
1976-77	Cape Girardeau, Mo.	L, 38-63
Dec. 4, 1984	Murray, Ky.	L, 64-74
Jan. 16, 1985	Cape Girardeau, Mo.	L, 64-66
Nov. 28, 1989	Murray, Ky.	L, 68-72
Nov. 26, 1990	Cape Girardeau, Mo.	W, 76-56
Jan. 13, 1992	Murray, Ky.	W, 74-73
Feb. 22, 1992	Cape Girardeau, Mo.	W, 78-60
Jan. 16, 1993	Cape Girardeau, Mo.	W, 70-67
Feb. 8, 1993	Murray, Ky.	W, 86-72
Feb. 2, 1994	Murray, Ky.	W, 70-61
Feb. 19, 1994	Cape Girardeau, Mo.	W, 83-65
Feb. 1, 1995	Cape Girardeau, Mo.	L, 77-80
Feb. 18, 1995	Murray, Ky.	L, 64-65
Feb. 1, 1996	Murray, Ky.	L, 61-76
Feb. 22, 1996	Cape Girardeau, Mo.	W, 77-69
Mar. 2, 1996	Cape Girardeau, Mo.	L, 56-73
Jan. 23, 1997	Murray, Ky.	L, 50-52
Feb. 6, 1997	Cape Girardeau, Mo.	W, 66-62
Jan. 17, 1998	Murray, Ky.	W, 74-65
Feb. 14, 1998	Cape Girardeau, Mo.	L, 65-66
Jan. 14, 1999	Cape Girardeau, Mo.	W, 78-59
Feb. 11, 1999	Murray, Ky.	L, 63-64
Feb. 23, 1999	Cape Girardeau, Mo.	W, 66-60*
Jan. 15, 2000	Murray, Ky.	L, 49-54
Feb. 12, 2000	Cape Girardeau, Mo.	L, 55-66
Jan. 11, 2001	Cape Girardeau, Mo.	W, 74-66
Feb. 8, 2001	Murray, Ky.	L, 61-62
Jan. 19, 2002	Murray, Ky.	W, 64-59
Feb. 16, 2002	Cape Girardeau, Mo.	W, 72-64
Jan. 18, 2003	Cape Girardeau, Mo.	W, 82-69
Feb. 15, 2003	Murray, Ky.	W, 62-53
Feb. 7, 2004	Cape Girardeau, Mo.	W, 74-60
Feb. 26, 2004	Murray, Ky.	L, 59-64
Mar. 2, 2004	Cape Girardeau, Mo.	W, 76-51*
Jan. 8, 2007	Murray, Ky.	W, 67-61
Jan. 27, 2007	Cape Girardeau, Mo.	W, 66-63 ^{2OT}
Mar. 3, 2007	Nashville, Tenn.	W, 62-60*
Jan. 7, 2008	Cape Girardeau, Mo.	L, 68-71
Jan. 26, 2008	Murray, Ky.	W, 81-74
Jan. 24, 2009	Murray, Ky.	L, 65-80
Feb. 19, 2009	Cape Girardeau, Mo.	W, 69-51
Jan. 23, 2010	Cape Girardeau, Mo.	L, 72-90
Feb. 18, 2010	Murray, Ky.	L, 52-61
Jan. 22, 2011	Murray, Ky.	W, 48-44
Feb. 17, 2011	Cape Girardeau, Mo.	L, 34-54
Dec. 31, 2011	Cape Girardeau, Mo.	L, 75-80
Feb. 11, 2012	Murray, Ky.	L, 62-63
Jan. 7, 2013	Cape Girardeau, Mo.	W, 70-58
Mar. 2, 2013	Murray, Ky.	W, 61-58
Feb. 19, 2014	Murray, Ky.	L, 55-66
Mar. 1, 2014	Cape Girardeau, Mo.	W, 65-57
Feb. 5, 2015	Murray, Ky.	L, 81-86
Feb. 14, 2015	Cape Girardeau, Mo.	W, 88-66



Saint Louis 8-11 (6-5 DI) (H: 5-5, A: 3-6)		
Date	Location	Result
Nov. 18, 1977	St. Louis, Mo.	L, 58-67
Dec. 13, 1978	Cape Girardeau, Mo.	L, 54-66
Feb. 1, 1979	St. Louis, Mo.	L, 49-73
Nov. 16, 1979	St. Louis, Mo.	L, 57-79
Feb. 8, 1980	Cape Girardeau, Mo.	L, 61-78
Jan. 30, 1981	Cape Girardeau, Mo.	L, 54-71
Nov. 30, 1981	Cape Girardeau, Mo.	W, 69-63
Jan. 28, 1983	Cape Girardeau, Mo.	W, 77-45
Dec. 10, 1991	St. Louis, Mo.	W, 74-54
Dec. 30, 1992	St. Louis, Mo.	W, 64-51
Jan. 18, 1993	Cape Girardeau, Mo.	W, 58-52
Dec. 30, 1993	St. Louis, Mo.	W, 59-44
Jan. 13, 1994	Cape Girardeau, Mo.	L, 59-63
Dec. 3, 1994	St. Louis, Mo.	L, 54-64
Jan. 18, 1995	Cape Girardeau, Mo.	W, 89-69
Nov. 13, 2011	St. Louis, Mo.	L, 45-54
Jan. 9, 2013	Cape Girardeau, Mo.	W, 59-52
Dec. 10, 2013	St. Louis, Mo.	L, 34-52
Nov. 21, 2014	Cape Girardeau, Mo.	L, 56-74

SIUE 21-14 (H: 13-5, A: 8-8, N: 0-1)		
Date	Location	Result
Jan. 20, 1978	Edwardsville, Ill.	L, 58-67
Feb. 16, 1978	Cape Girardeau, Mo.	L, 53-59
Dec. 5, 1978	Cape Girardeau, Mo.	L, 61-62
1978-79	Edwardsville, Ill.	W, 53-50
Dec. 8, 1979	Cape Girardeau, Mo.	W, 77-53
Jan. 12, 1980	Edwardsville, Ill.	W, 59-57
Nov. 22, 1980	Cape Girardeau, Mo.	W, 99-76
Jan. 9, 1981	DeKalb, Ill.	L, 67-71
Nov. 21, 1981	Cape Girardeau, Mo.	W, 75-71
Jan. 7, 1983	Cape Girardeau, Mo.	W, 78-60
Dec. 10, 1983	Edwardsville, Ill.	W, 76-52
Dec. 14, 1984	Cape Girardeau, Mo.	W, 72-58
Feb. 18, 1985	Edwardsville, Ill.	W, 52-46
Dec. 4, 1985	Cape Girardeau, Mo.	W, 80-48
Feb. 5, 1986	Edwardsville, Ill.	W, 71-54
Nov. 22, 1986	Edwardsville, Ill.	W, 55-50
Jan. 19, 1987	Cape Girardeau, Mo.	W, 83-55
Nov. 25, 1987	Cape Girardeau, Mo.	W, 77-55
Jan. 25, 1988	Edwardsville, Ill.	L, 57-65
Dec. 9, 1988	Edwardsville, Ill.	L, 66-74
Jan. 30, 1989	Cape Girardeau, Mo.	W, 87-52
Jan. 8, 1990	Edwardsville, Ill.	W, 91-72
Feb. 5, 1990	Cape Girardeau, Mo.	W, 99-68
Dec. 4, 1990	Edwardsville, Ill.	L, 57-58
Jan. 21, 1991	Cape Girardeau, Mo.	W, 98-64
Feb. 2, 2010	Cape Girardeau, Mo.	L, 57-59
Feb. 21, 2011	Edwardsville, Ill.	L, 51-60
Jan. 16, 2012	Cape Girardeau, Mo.	L, 43-58
Feb. 13, 2012	Edwardsville, Ill.	L, 48-63

Jan. 28, 2013	Edwardsville, Ill.	L, 65-78
Feb. 11, 2013	Cape Girardeau, Mo.	W, 67-62
Jan. 27, 2014	Cape Girardeau, Mo.	W, 79-71
Feb. 13, 2012	Edwardsville, Ill.	W, 69-60
Jan. 20, 2015	Cape Girardeau, Mo.	L, 48-60
Feb. 25, 2015	Edwardsville, Ill.	L, 67-78

Southern Illinois* 4-8 (3-4 DI) (H: 4-3, A: 0-5)		
Date	Location	Result
Jan. 25, 1975	Carbondale, Ill.	L, 35-64
Feb. 19, 1975	Cape Girardeau, Mo.	L, 57-67
Jan. 22, 1976	Cape Girardeau, Mo.	L, 20-70
Dec. 7, 1977	Cape Girardeau, Mo.	W, 42-36
Feb. 21, 1978	Carbondale, Ill.	L, ^
Nov. 21, 1980	Carbondale, Ill.	L, 58-93
Dec. 6, 1981	Cape Girardeau, Mo.	L, 55-68
Nov. 24, 2001	Cape Girardeau, Mo.	W, 81-70
Nov. 21, 2003	Cape Girardeau, Mo.	W, 73-64
Dec. 5, 2012	Carbondale, Ill.	L, 57-58
Dec. 4, 2013	Cape Girardeau, Mo.	W, 72-50
Nov. 28, 2014	Carbondale, Ill.	L, 62-78

*Records unavailable prior to 1975-76 season

^Results unavailable

Tennessee State 20-21 (H: 13-7, A: 7-13, N: 0-1)		
Date	Location	Result
Jan. 27, 1992	Nashville, Tenn.	L, 44-50
Feb. 10, 1992	Cape Girardeau, Mo.	W, 70-48
Jan. 9, 1993	Nashville, Tenn.	L, 59-68
Feb. 20, 1993	Cape Girardeau, Mo.	L, 67-71
Jan. 22, 1994	Cape Girardeau, Mo.	W, 96-61
Jan. 29, 1994	Nashville, Tenn.	L, 59-68
Jan. 21, 1995	Cape Girardeau, Mo.	L, 51-88
Jan. 28, 1995	Nashville, Tenn.	L, 61-68
Jan. 20, 1996	Nashville, Tenn.	W, 69-48
Feb. 19, 1996	Cape Girardeau, Mo.	W, 71-68
Jan. 6, 1997	Cape Girardeau, Mo.	L, 54-82
Feb. 1, 1997	Nashville, Tenn.	L, 70-84
Dec. 8, 1997	Cape Girardeau, Mo.	W, 74-65
Jan. 14, 1998	Nashville, Tenn.	L, 39-73
Dec. 5, 1998	Cape Girardeau, Mo.	W, 63-48
Feb. 2, 1999	Nashville, Tenn.	W, 74-71
Jan. 6, 2000	Cape Girardeau, Mo.	W, 58-46
Feb. 3, 2000	Nashville, Tenn.	L, 60-65
Jan. 4, 2001	Nashville, Tenn.	W, 82-80
Feb. 3, 2001	Cape Girardeau, Mo.	W, 95-84
Jan. 14, 2002	Cape Girardeau, Mo.	W, 77-53
Jan. 31, 2002	Nashville, Tenn.	L, 79-88 ^{2OT}
Feb. 3, 2003	Cape Girardeau, Mo.	W, 77-64
Mar. 1, 2003	Nashville, Tenn.	W, 81-72
Jan. 15, 2004	Cape Girardeau, Mo.	W, 102-45
Feb. 14, 2004	Nashville, Tenn.	W, 87-58

RECORDS VS. OPPONENTS

Dec. 7, 2006	Nashville, Tenn.	W, 67-53
Jan. 18, 2007	Cape Girardeau, Mo.	W, 64-46
Dec. 6, 2007	Cape Girardeau, Mo.	L, 49-61
Jan. 17, 2008	Nashville, Tenn.	W, 70-51
Dec. 6, 2008	Cape Girardeau, Mo.	L, 55-59
Feb. 26, 2009	Nashville, Tenn.	L, 54-70
Mar. 3, 2009	Nashville, Tenn.	L, 66-77*
Dec. 5, 2009	Nashville, Tenn.	L, 50-54
Feb. 25, 2010	Cape Girardeau, Mo.	L, 53-76
Dec. 4, 2010	Cape Girardeau, Mo.	W, 51-46
Feb. 24, 2011	Nashville, Tenn.	L, 35-58
Feb. 4, 2012	Cape Girardeau, Mo.	W, 50-39
Jan. 14, 2013	Nashville, Tenn.	L, 58-68
Jan. 11, 2014	Cape Girardeau, Mo.	L, 67-75
Jan. 3, 2015	Nashville, Tenn.	L, 55-62

Tennessee Tech 15-28 (H: 10-9, A: 4-18, N: 1-1)		
Date	Location	Result
Jan. 25, 1992	Cookeville, Tenn.	L, 58-83
Feb. 8, 1992	Cape Girardeau, Mo.	L, 71-83
Mar. 9, 1992	Cookeville, Tenn.	L, 74-87*
Feb. 1, 1993	Cape Girardeau, Mo.	L, 67-69
Mar. 1, 1993	Cookeville, Tenn.	L, 53-73
Jan. 15, 1994	Cape Girardeau, Mo.	W, 70-56
Feb. 12, 1994	Cookeville, Tenn.	L, 53-71
Jan. 14, 1995	Cookeville, Tenn.	L, 49-73
Feb. 13, 1995	Cape Girardeau, Mo.	L, 62-72
Mar. 4, 1995	Nashville, Tenn.	L, 59-82*
Jan. 22, 1996	Cape Girardeau, Mo.	W, 87-81
Feb. 17, 1996	Cookeville, Tenn.	W, 63-62
Jan. 20, 1997	Cookeville, Tenn.	L, 68-75
Feb. 15, 1997	Cape Girardeau, Mo.	L, 67-85
Jan. 12, 1998	Cape Girardeau, Mo.	L, 60-66
Feb. 9, 1998	Cookeville, Tenn.	L, 52-65
Jan. 9, 1999	Cookeville, Tenn.	L, 64-82
Feb. 6, 1999	Cape Girardeau, Mo.	W, 74-70
Feb. 27, 1999	Nashville, Tenn.	L, 62-73*
Dec. 2, 1999	Cookeville, Tenn.	L, 61-65
Jan. 18, 2000	Cape Girardeau, Mo.	L, 65-82
Jan. 9, 2001	Cape Girardeau, Mo.	L, 79-80
Feb. 6, 2001	Cookeville, Tenn.	L, 75-89
Jan. 8, 2002	Cape Girardeau, Mo.	L, 77-80
Feb. 2, 2002	Cookeville, Tenn.	L, 79-88
Feb. 1, 2003	Cape Girardeau, Mo.	W, 86-80
Feb. 27, 2003	Cookeville, Tenn.	W, 76-72
Mar. 7, 2003	Nashville, Tenn.	W, 78-65*
Jan. 10, 2004	Cape Girardeau, Mo.	W, 102-90
Jan. 22, 2004	Cookeville, Tenn.	L, 57-65
Jan. 8, 2005	Cookeville, Tenn.	L, 78-80
Dec. 10, 2005	Cape Girardeau, Mo.	L, 77-81
Dec. 9, 2006	Cookeville, Tenn.	L, 58-59
Jan. 20, 2007	Cape Girardeau, Mo.	W, 77-52
Dec. 8, 2007	Cape Girardeau, Mo.	W, 66-60
Jan. 19, 2008	Cookeville, Tenn.	W, 49-39
Jan. 3, 2009	Cookeville, Tenn.	W, 56-41



Southeast Missouri State REDHAWKS

Jan. 31, 2009	Cape Girardeau, Mo.	W, 61-55	Feb. 5, 2004	Cape Girardeau, Mo.	W, 83-60
Jan. 2, 2010	Cape Girardeau, Mo.	W, 61-56	Feb. 28, 2004	Martin, Tenn.	L, 75-78
Jan. 30, 2010	Cookeville, Tenn.	L, 56-59	Feb. 3, 2007	Martin, Tenn.	L, 54-63
Dec. 21, 2010	Cookeville, Tenn.	L, 48-62	Feb. 17, 2007	Cape Girardeau, Mo.	W, 58-52
Jan. 29, 2011	Cape Girardeau, Mo.	L, 59-69	Feb. 2, 2008	Cape Girardeau, Mo.	W, 58-51 ^{OT}
Jan. 21, 2012	Cookeville, Tenn.	L, 57-60 ^{OT}	Feb. 16, 2008	Martin, Tenn.	W, 53-43
Feb. 25, 2013	Cape Girardeau, Mo.	L, 51-64	Jan. 22, 2009	Martin, Tenn.	W, 62-54
Feb. 24, 2014	Cookeville, Tenn.	L, 61-63	Feb. 21, 2009	Cape Girardeau, Mo.	W, 58-39
Jan. 17, 2015	Cape Girardeau, Mo.	W, 68-66 ^{OT}	Jan. 21, 2010	Cape Girardeau, Mo.	L, 46-49

UT Martin 29-32 (18-25 DI)

(H: 17-15, A: 12-17)

Date	Location	Result
1976-77	Cape Girardeau, Mo.	L, 47-66
1976-77	Martin, Tenn.	L, 33-83
Dec. 1, 1977	Cape Girardeau, Mo.	L, 35-74
Jan. 24, 1978	Martin, Tenn.	L, 47-67
1978-79	Cape Girardeau, Mo.	L, 48-73
Dec. 4, 1980	Cape Girardeau, Mo.	L, 61-64
Nov. 28, 1982	Martin, Tenn.	L, 72-82 ^{OT}
Dec. 7, 1984	Martin, Tenn.	W, 85-73
Feb. 6, 1985	Cape Girardeau, Mo.	W, 71-57
Nov. 25, 1985	Cape Girardeau, Mo.	W, 79-68
Dec. 12, 1985	Martin, Tenn.	W, 71-59
Nov. 26, 1986	Cape Girardeau, Mo.	W, 78-59
Jan. 26, 1987	Martin, Tenn.	W, 67-65
Dec. 2, 1987	Martin, Tenn.	W, 79-78
Feb. 13, 1988	Cape Girardeau, Mo.	W, 73-66
Nov. 28, 1988	Cape Girardeau, Mo.	W, 81-51
Jan. 2, 1989	Martin, Tenn.	W, 72-68
Dec. 1, 1990	Cape Girardeau, Mo.	W, 78-66
Jan. 28, 1993	Martin, Tenn.	W, 69-50
Feb. 24, 1993	Cape Girardeau, Mo.	W, 80-56
Jan. 24, 1994	Cape Girardeau, Mo.	W, 96-61
Feb. 26, 1994	Martin, Tenn.	W, 84-76
Jan. 23, 1995	Martin, Tenn.	W, 63-61
Feb. 25, 1995	Cape Girardeau, Mo.	L, 89-91
Jan. 11, 1996	Cape Girardeau, Mo.	W, 86-68
Feb. 8, 1996	Martin, Tenn.	L, 84-86
Jan. 9, 1997	Cape Girardeau, Mo.	L, 53-66
Feb. 20, 1997	Martin, Tenn.	L, 60-61
Jan. 19, 1998	Martin, Tenn.	L, 58-80
Feb. 16, 1998	Cape Girardeau, Mo.	L, 64-79
Jan. 16, 1999	Cape Girardeau, Mo.	W, 75-55
Feb. 13, 1999	Martin, Tenn.	L, 70-84
Jan. 13, 2000	Martin, Tenn.	L, 65-71
Feb. 10, 2000	Cape Girardeau, Mo.	L, 64-74
Jan. 13, 2001	Cape Girardeau, Mo.	W, 79-66
Feb. 10, 2001	Martin, Tenn.	W, 80-67
Feb. 27, 2001	Cape Girardeau, Mo.	L, 63-68*
Jan. 17, 2002	Martin, Tenn.	W, 77-53
Feb. 14, 2002	Cape Girardeau, Mo.	W, 61-51
Jan. 20, 2003	Cape Girardeau, Mo.	W, 70-49
Feb. 17, 2003	Martin, Tenn.	L, 59-60

Feb. 20, 2010	Martin, Tenn.	L, 43-65
Jan. 19, 2011	Martin, Tenn.	L, 69-92
Feb. 19, 2011	Cape Girardeau, Mo.	L, 55-85
Jan. 28, 2012	Martin, Tenn.	L, 47-88
Feb. 18, 2012	Cape Girardeau, Mo.	L, 44-77
Jan. 16, 2013	Cape Girardeau, Mo.	L, 71-82
Feb. 16, 2013	Martin, Tenn.	L, 61-75
Jan. 13, 2014	Martin, Tenn.	L, 71-100
Feb. 15, 2014	Cape Girardeau, Mo.	L, 70-102
Jan. 24, 2015	Martin, Tenn.	L, 55-96
Feb. 11, 2015	Cape Girardeau, Mo.	L, 60-78

Western Illinois 5-4

(H: 4-1, A: 0-3, N: 1-0)

Date	Location	Result
Jan. 2, 1982	Cape Girardeau, Mo.	W, 78-64
Dec. 28, 1993	Macomb, Ill.	L, 70-71
Jan. 11, 1995	Cape Girardeau, Mo.	W, 75-58
Dec. 2, 1995	Pullman, Wash.	W, 83-64
Jan. 25, 1996	Macomb, Ill.	L, 57-75
Nov. 25, 1997	Cape Girardeau, Mo.	W, 70-68
Dec. 8, 2012	Cape Girardeau, Mo.	W, 56-47
Dec. 7, 2013	Macomb, Ill.	L, 58-79
Dec. 3, 2014	Cape Girardeau, Mo.	L, 62-79



OVC Tournament (8-15)

1992 (Cookeville, Tenn. – Eblen Center)

Semifinals

#1 Tennessee Tech 87, #4 Southeast Missouri 74

1994 (Nashville, Tenn. – Municipal Auditorium)

First Round

#4 Middle Tennessee 71, #5 Southeast Missouri 70

1995 (Nashville, Tenn. – Municipal Auditorium)

First Round

#2 Tennessee Tech 82, #7 Southeast Missouri 59

1996 (Nashville, Tenn. – Municipal Auditorium)

First Round

#6 Murray State 73, #3 Southeast Missouri 56

1998 (Nashville, Tenn. – Nashville Arena)

First Round

#1 Eastern Kentucky 92, #8 Southeast Missouri 75

1999 (Nashville, Tenn. – Nashville Arena)

First Round (Campus Site)

#4 Southeast Missouri 66, #5 Murray State 60

Semifinals

#1 Tennessee Tech 73, #4 Southeast Missouri 62

2000 (Nashville, Tenn. – Gaylord Entertainment Center)

First Round (Campus Site)

#2 Middle Tennessee 76, #7 Southeast Missouri 57

2001 (Nashville, Tenn. – Gaylord Entertainment Center)

First Round (Campus Site)

#5 UT Martin 68, #4 Southeast Missouri 63

2002 (Louisville, Ky. – Kentucky International Convention Center)

First Round (Campus Site)

#4 Austin Peay 76, #5 Southeast Missouri 67

2003 (Nashville, Tenn. – Gaylord Entertainment Center)

First Round (Campus Site)

#2 Southeast Missouri 79, #7 Eastern Illinois 76

Semifinals

#2 Southeast Missouri 78, #6 Tennessee Tech 65

Championship

#1 Austin Peay 85, #2 Southeast Missouri 61

2004 (Nashville, Tenn. – Municipal Auditorium)

First Round (Campus Site)

#4 Southeast Missouri 76, #5 Murray State 51

Semifinals

#1 Austin Peay 72, #4 Southeast Missouri 55

2005 (Nashville, Tenn. – Gaylord Entertainment Center)

First Round (Campus Site)

#2 Southeast Missouri 47, #7 Samford 45*

Semifinals

#2 Southeast Missouri 71, #3 Tennessee Tech 68*

Championship

#1 Eastern Kentucky 84, #2 Southeast Missouri 73
(2OT)

*Win vacated due to NCAA sanctions

2006 (Nashville, Tenn. – Gaylord Entertainment Center)

First Round (Campus Site)

#2 Southeast Missouri 80, #7 Murray State 49*

Semifinals

#2 Southeast Missouri 59, #3 Samford 52*

Championship

#2 Southeast Missouri 71, #1 Tennessee Tech 50*

*Win vacated due to NCAA sanctions

2007 (Nashville Tenn. – Gaylord Entertainment Center)

First Round (Campus Site)

#1 Southeast Missouri 58, #8 Austin Peay 54

Semifinals

#1 Southeast Missouri 57, #4 Samford 51

Championship

#1 Southeast Missouri 62, #2 Murray State 60

2008 (Nashville, Tenn. – Municipal Auditorium)

First Round

#1 Southeast Missouri 67, #8 Jacksonville State 45

Semifinals

#4 Eastern Illinois 52, #1 Southeast Missouri 40

2009 (Nashville, Tenn. – Sommet Center)

First Round (Campus Site)

#3 Tennessee State 77, #6 Southeast Missouri 66

NCAA Tournament (0-1)

2006 (Denver, Colo. – Pepsi Center)*

March 18: 4) #13 Stanford 72, 13) Southeast Missouri 45

*Tournament appearance vacated due to NCAA
sanctions

2007 (Austin, Texas – Erwin Center)

March 17: 3) #11 Oklahoma 74, 14) Southeast Missouri
60

WNIT (0-1)

2008 (Evansville, Ind. – PAC Arena)

March 20: Evansville 60, Southeast Missouri 58

POSTSEASON HISTORY

OVC Tournament Breakdown

W-L Records by Opponent

Austin Peay.....	1-3
Belmont.....	N/A
Eastern Illinois.....	1-1
Eastern Kentucky.....	0-2
Jacksonville State.....	1-0
Middle Tennessee*.....	0-2
Morehead State.....	N/A
Murray State.....	3-1
Samford*.....	N/A
Tennessee State.....	0-1
Tennessee Tech.....	1-3
UT Martin.....	0-1

*No longer OVC members



Southeast Missouri State REDHAWKS

All-Time Letterwinners

A
Lesley Adams.....2008-09
Jessica Aebi.....2003-04
Jenny Anderson.....2000-01
Edith Allenworth.....1981-82
Melissa Anthony.....2003-04

B
Tammy Babcock.....1980-81
Janice Baeten.....1993-95
Debbie Baldwin.....1975-76
TaKeela Ball.....2001-02
Terri Baker.....1979-80
Cindy Bates.....2000-02
Lisa Bean.....1981-83
Bianca Beck.....2008-12
Mikal Bencomo.....2006-08
Veronica Benson.....2000-02
Pam Benton.....1977-81
Joann Betts.....1977-82
Debra Beussink.....1976-78
Kathy Blair.....1981-82
Brenda Blissett.....1984-85
Delborah Blissett.....1979-80
Virginia Blissett.....1983-86
Rachel Blunt.....2005-09
Erin Bollmann.....2014-Pres.
Sherri Boswell.....1975-76
Allyson Bradshaw.....2011-15
Tami Branson.....1980-81
Gail Brink.....1975-76
Chandra Brown.....2003-05
Kim Brown.....2000-01

C
Moneik Campbell.....1996-00
Anne Cate.....1990-95
Jennifer Cavaness.....1990-92
Wilma Clark.....1976-78
Lori Chase.....1999-03
Candice Coffey.....2001-02
Jean Collette.....1978-79
Pat Colon.....1982-87
Tatiana Conceicao.....2004-06
Anne Cook.....1985-88
Shauna Cook.....1995-99
Sherry Cook.....1995-99
Paula Corder-King.....1998-00
Sarah Costello.....2002-04
Sami Jo Cotton.....2003-04
Arie Crawford.....1976-81
Jayne Creek.....1980-81
Kathleen Crowe.....1978-79
Anne Crowley.....1981-83

D
Michelle Daniel.....1985-87
Sonya Daugherty.....2005-09
Theresa Davidson.....1983-85
Jasmine Davis.....2009-11
Jodi Davis.....1992-93
Heather Diebold.....2005-07
Terri Doehring.....1980-81
Mathilde Dufour.....2006-09
Christy Dunlap.....1983-84
Katrisha Dunn.....2004-06

E
Mary Eldringhoff.....1975-76
Karley Evans.....2010-12
Leanne Evans.....2004-05
Becky Exman.....1975-76

F
Stephanie Faith.....1994-98
Shelah Fields.....2009-12
Sandy File.....1988-92
Toré Fite.....2007-08
Gwen Fitzpatrick.....1990-93
Jenny Foeste.....1989-90
Lisa Foster.....1987-88
Sue Foster.....1993-94
Sarah Frazier.....1996-98
Liz Frischman.....1978-80

G
Roberta Granderson.....1991-95
Jennifer Gries.....1999-01
Susan Guidicy.....1980-81
Many Ann Glaus.....1981-82
Crysta Glenn.....2007-09
Tanya Guell.....2001-03

H
Olivia Hackmann.....2012-Present
Dru Haertling.....2012-13
Debbie Hanneke.....1976-77
Brittany Harriel.....2009-13
Dana Hawkins.....1996-98
Gray C. Harris.....1992-96
Sheila Harris.....1982-83
Tonia Harris.....1991-95
Rachaelle Hayes.....1982-84
Sandy Heitschmidt.....1983-87
Julie Heitz.....1994-97
Mary Herring.....1982-84
Josie Herzog.....1980-81
Tammy Hoffmeister.....1980-81
Stephanie Holland.....1990-95
Amber Holmes.....2008-12
Michelle Horneker.....1986-90
Reagan Hughston.....1998-00
Jordan Hunter.....2012-14

I
Rochelle Ikeni.....2007-2009
Allison Iversen.....1998-00
Pam Iversen.....1998-02

J
Deana Jackson.....1987-91
Simone Jackson.....2004-06
Theresa Jackson.....1984-85
Angela James.....1986-90
Lisa Jensen.....1978-80
Tierra Johnson.....2007-09
Deja Jones.....2014-Pres.
Heather Jones.....1995-96

K
Caryn Kaufman.....1982-83
Sandy Kearbey.....1980-82
Heather Keleman.....1975-76
Karen Kernerling.....1983-84
Connor King.....2012-Present
Pat Kinder.....1975-76

Bertha King.....1982-84
Chytarra Kintchen.....2005-06
Andrea Koeper.....2001-02
Jamie Koester.....1996-98

L
June Lacy.....1984-85
Erika Lane.....2009-11
Cindy Leonard.....1983-85
Arletha Lewis.....1991-93
Kaley Leyhue.....2014-Pres.
Hillary Lively.....2013-15
Vicki Lohmann.....1986-88
Ashley Lovelady.....2006-08
Ashton Luttrull.....2014-Pres.
Lachelle Lyles.....2005-07

M
Patricia Mack.....2009-14
Selina Madison.....1978-80
MarySue Marxkors.....1975-76
Dawn Massani.....1993-97
Mary McClenning.....1976-77
Louise McGoldrick.....2002-03
Wendy McNemarny.....1979-81
Julie Meier.....1991-95
Nina Menifee.....1985-86
Tiffany Melis.....1998-02
Janet Miller.....1989-90
Monica Miller.....2009-11
Shanece Miller.....2009
Sarah Miller.....1995-97
Tammie Minor.....1985-86
Brianna Mitchell.....2013-Present
LaVetta Mitchell.....1989-90
Sherry Mitchell.....1987-91
Aisha Moreno.....2004-06
Linda Mouth.....1976-77
Zandra Moore.....1995-96
Alison Morris.....1989-94
Rachel Mueggenborg.....2004-05
Erica Muskrow.....1991-93
Susan Musselwhite.....1989-90

N
Lisa Newman.....1980-81
Kimberly Nicholson.....1999-01
Tarina Nixon.....2005-2009
Hannah Noe.....2014-Pres.
Katie Norman.....2009-11

O
Wanika Owsley.....2004-06

P
Tammy Page.....1978-80
Szandra Pál.....2005-09
Kim Palmer.....1993-97
Leanna Peoples.....1984-85
Jill Pizzotti.....1984-89
Peggy Pollihan.....1977-78
LaShelle Porter.....1998-03
Jody Pugh.....1990-92
Susie Puhl.....1975-76
Natalie Purcell.....2004-06
Shannon Proffit.....2002-04

R
Christine Rathke.....2000-02
Lisa Robert.....1979-80
Baillie Roberts.....2009-13
Lueveria Roberts.....1986-90
Jasmine Robinson.....2014-15
Renee Rogliardi.....1987-92
Kristy Roherty.....1999-02
Yelena Rosado.....2011-15
Brandi Russia.....2003-05
Tiffanne Ryan.....2002-06

S
Susie Schallenberg.....1976-78
Kelli Seaton.....1981-83
Liz Sharpe-Taylor.....2004-05
Lauren Sharpe.....2007-09
Miah Shelford.....2002-05
Courtney Shiffer.....2010-13
Sherri Shirrell.....1984-87
Yashika Sidbury.....2002-04
Michelle Siemer.....1975-76
Sherre Simmons.....1980-82
Terri Smith.....1988-89
Carina Souza.....2002-04
Rusty Sowers.....1997-99
Natasha Starkes.....2002-03
Katrina Stepney.....1995-96
Donna Steppelman.....1976-78
Lolita Still.....1984-85
Daryl Strong.....1992-94
Annie Struve.....1996-00
Cindy Stuck.....1980-81
Valarie Sullivan.....1992-93
Julie Sweetin.....2004-05

T
Joiceline Thesing.....2005-07
Cheryle Thoele.....1994-95
Tisa Thomas.....2000-02
Lia Toedte.....1998-00
Barb Truetken.....1976-79

U
Michelle Ummel.....1975-76

V
Jill VanLeer.....1988-89
Karen Vaughn.....1979-83

W
Jamie Wahlert.....1995-98
Mary Walters.....1981-82
Jeri Wenneker.....1976-79
Sarita Wesley.....1987-91
Dawn Westman.....1991-93
Kay Westmoreland.....1981-82
Kenja White.....2002-04
Tajuana White.....1997-99
Missy Whitney.....2006-08
Kara Wright.....2012-14
Jerri Wiley.....1989-91
Stephanie Williams.....1982-87

Z
Cindy Zadnick.....1981-85





***THIS IS
THE OVC***



WOMEN'S BASKETBALL



Southeast Missouri State **REDHAWKS**

Now in its 68th year, the Ohio Valley Conference continues to build on the success that has made it the nation's eighth-oldest NCAA Division I conference.

In May 2011 the Conference expanded for the second time in four years, adding Belmont University which began competition in the 2012-13 academic year. The addition of Belmont gave the OVC 12 members, the most the league has had at one time in its illustrious history. The move added a second team in the city of Nashville and was the first addition to the league since Southern Illinois University Edwardsville joined in 2008. Subsequently, the league has shown its stability over the past decade, seeing only one member institution depart over the past 15 years.

The 2009-10 school year saw a change in leadership as Beth DeBauche was named the seventh full-time Commissioner in league history on July 28, 2009. The last three commissioners of the OVC have moved onto jobs as the commissioner of the Big Ten, Big 12 and the Mid-American Conferences.

The OVC's proud history dates back to 1948, but seeds for the new league were actually planted in 1941. It was then that Roy Stewart, the athletics director at Murray State, Charles "Turkey" Hughes, the athletics director at Eastern Kentucky, and Kelly Thompson, the public relations director at Western Kentucky, first broached the idea of forming a new conference. Discussions were put on hold by World War II, but reemerged February 27-28, 1948 at the Kentucky Hotel in Louisville as the three original institutions combined with Morehead State, Louisville and Evansville to form the OVC.

In the 1950s, the OVC became a pioneer on a much more significant scale socially. During times of racial segregation, league member Morehead State became one of the first non-traditionally black mid-southern institutions to accept a black student. In 1958 Marshall Banks earned athletically-related aid at Morehead, which signed a second black athlete, Howard Murphy, a year later. In 1961 Murphy earned all-conference recognition as a halfback in football. With racial barriers broken, the rest of the institutions in the league began to provide educational and athletic opportunities to African-Americans.

After Title IX legislation passed in 1972, women's athletics began a rebirth on the national

scene as the NCAA began sponsoring and marketing women's sports. Recognizing the need to provide increased opportunities for female athletes, the OVC began formulating plans for women's athletics in 1975 and established women's championships in the sports of basketball, tennis and track in 1977, with cross country and volleyball added over the next four years. Those sports were initially governed by the Association of Intercollegiate Athletics for Women (AIAW), but the overall strength of women's programs in the league was demonstrated by the automatic bids the OVC instantly received when the NCAA became the governing body in 1982. The conference added women's golf and softball in 1994 and women's soccer in 1998.

Through the past 67 years, 15 teams have won or shared the league's football title. The list is led by Eastern Kentucky, winner of 21 outright or shared football crowns, which is tied for the most in Football Championship Subdivision history (with Massachusetts). Among OVC teams, former member Middle Tennessee is next with 11 titles, followed by Tennessee Tech with 10, and Murray State and former member Western Kentucky with eight apiece. Eastern Illinois has claimed seven football crowns and Jacksonville State has four, while Morehead State, Tennessee State and former members Evansville and East Tennessee State have captured two apiece. Austin Peay, Southeast Missouri, UT Martin and former member Youngstown State have one title apiece.

Murray State and Evansville tied for the initial football championship, and the Racers participated in the first-ever bowl game by an OVC team, tying Sul Ross State 21-21 in the 1948 Tangerine Bowl. From 1948 to 1975, OVC teams played in 15 bowl games, winning eight of them. Eastern Kentucky and Western Kentucky were also participants in the NCAA Division II playoffs in the early and mid-1970s prior to the NCAA's reclassification of football programs into Division I-AA. The term "I-AA" lasted until the end of the 2006 season when it was changed to Division I Football Championship Subdivision (FCS).

The first Division I-AA/FCS football playoff was held in 1978 with only four teams, which is the only year through present day that the OVC did not field a playoff representative. In 1979, four of the nation's top teams were invited to the playoffs, and two of them - Eastern

Kentucky and Murray State - were from the OVC. Murray dropped its semifinal game to Lehigh, but the Colonels nipped Nevada-Reno in double overtime and claimed the national championship a week later with a 30-7 victory over Lehigh. EKU was coached by former All-America quarterback Roy Kidd, who was in his 16th year at the helm of his alma mater and who skippered the Colonels to a second national title three years later. Following the 2002 season, Kidd retired after 39 years at EKU; upon retirement, he ranked sixth all-time among Division I coaches with 315 victories, earning him a spot in the College Football Hall of Fame. EKU's now 21 FCS playoff appearances are the second for the most all-time (behind only Montana's 23 berths).

In addition to Kidd, other coaching legends in the OVC include Charles "Bubber" Murphy, who coached at Middle Tennessee from 1947-1968, Western Kentucky's Jimmy Feix (1968-83), Wilburn Tucker (1954-67) and Don Wade (1968-82) of Tennessee Tech, Bill Ferguson (1967-77) of Murray State, Guy Penny (1959-67) of Morehead State and Boots Donnelly (1977-78 at Austin Peay; 1979-1998 at Middle Tennessee). Following the 2011 season Eastern Illinois head coach Bob Spoo retired after 25 years at the school (the last 16 as members of the OVC). In his time as an OVC coach he compiled 92 total victories (fifth-most in league history) and 68 OVC wins (fourth-most in league history) and was inducted into the OVC Hall of Fame in 2012.

A sampling of former OVC football stars, some of whom were All-Americans during their collegiate careers before achieving stardom at the professional ranks, include Jim Youngblood and Larry Schreiber (Tennessee Tech), Phil Simms (Morehead State), Virgil Livers and Dale Lindsey (Western Kentucky), Myron Guyton and Chad Bratzke (Eastern Kentucky), Cortland Finnegan (Samford) and Tony Romo and Jimmy Garoppolo (Eastern Illinois). In 2008, former Tennessee State standout Dominique Rodgers-Cromartie became just the fourth NFL First Round draft pick in OVC history when he was selected 16th overall by the Arizona Cardinals. He would break into the starting lineup halfway through his rookie season and started at cornerback for the Cardinals in Super Bowl XLIII.

The 2007 season marked a return to scholarship football and the OVC for the Austin Peay Governors. Following the 1996 season



THIS IS THE OVC

the Governors dropped scholarship football and competed as both an independent (1997-00, 2006) and as a member of the Pioneer Football League (2001-05).

The 2007 season also brought new vernacular to the Ohio Valley Conference and the division formerly known as I-AA. Beginning with the 2006 National Championship game the term I-AA was changed to NCAA Football Championship Subdivision (FCS) in a decision by the Division I Board of Directors. The new label was chosen to communicate in a positive and clear manner the unique differences between Division I football categories (chiefly, the post-season opportunity) while still defining them within the Division I experience. The FCS includes programs that compete in an effort to participate in the NCAA championship postseason structure (one of 89 NCAA national championships) as opposed to the Football Bowl Subdivision (FBS) which competes in an effort to participate in the postseason bowl system (the 41 NCAA-licensed events which includes the Bowl Championship Series).

In 2010 Southeast Missouri State, picked to finish seventh in the preseason poll, compiled a 7-1 Conference record on the way to its first OVC Championship since joining the league in 1991. Overall the Redhawks were 9-2 during the regular season and earned a berth in the FCS Playoffs, its first playoff berth at any level in the program's 104-year history. Southeast would lose to eventual national champion Eastern Washington in the second round of the playoffs. Head coach Tony Samuel capped the year by winning the Sports Network's Eddie Robinson Award, given to the National Coach of the Year. Samuel was the second OVC coach to win the award (joining Murray State's Houston Nutt who won the award in 1995).

For only the second time in league history in 2011, three teams shared the OVC football championship, as Eastern Kentucky, Jacksonville State and Tennessee Tech finished with 6-2 records. The only other time in league history more than two champions were crowned at the end of the year was 1962 (when four teams shared the crown).

In 2012 Eastern Illinois became just the fourth football team in OVC history to go from worst-to-first in winning the OVC Championship. The Panthers were led by head coach Dino Babers who became just the fourth

first-year head coach to win an OVC Championship (joining Boots Donnelly in 1977, Jason Simpson in 2006 and Dean Hood in 2008 – Jacksonville State head coach John Grass would become the fifth coach to achieve that feat in 2014). During the year Eastern Illinois junior wide receiver Erik Lora shattered the FCS single-season receptions record, hauling in 136 passes in 12 games; that mark was 13 more than the previous NCAA record and 44 more than the previous OVC mark.

In 2013 Eastern Illinois repeated as OVC Champions behind Walter Payton Award winner Jimmy Garoppolo. The quarterback became just the second OVC player to earn the National Player of the Year Award, joining former EIU signal caller Tony Romo (2002). Garoppolo passed for 5,050 yards (second most in NCAA single-season history) and 53 touchdowns (fourth in NCAA history) in leading the Panthers to a 12-2 record and berth to the quarterfinals of the FCS Playoffs. Garoppolo was drafted by the New England Patriots in the second round of the 2014 NFL Draft, becoming just the fifth OVC player selected in that round and just the fifth OVC quarterback ever selected (and first since 1998).

The 2013 season saw the OVC snap a 19-game playoff losing streak dating back to the 2000 season. Tennessee State shutout Butler (marking the first OVC road playoff victory since 1986) to snap the streak while later that day Jacksonville State smashed Samford in the first round. A week later Eastern Illinois beat Tennessee State while Jacksonville State won at McNeese State to each advance to the quarterfinals; that marked the first time the OVC put two teams in the quarterfinals in the same season since 1991. Overall the four total playoff wins in the same season established a new OVC record.

Football wasn't the only sport in which the OVC was quickly gaining respect. In 1955, the OVC became only the second six-member league nationally to earn an automatic bid to the prestigious NCAA Men's Basketball Tournament, which, at that time, was limited to only 24 participants. The Conference quickly proved worthy of that bid, as Morehead State defeated Marshall (107-92) and Wayne State (95-84) in the 1956 tournament.

Fifteen years later, former OVC member Western Kentucky became the first and only Conference team to reach the Final Four. The Hilltoppers defeated Jacksonville, Kentucky

and Ohio State before losing to Villanova in double overtime in the national semifinals. WKU went on to finish in third place after beating Kansas 77-75 in the consolation game.

Since that time, the OVC has recorded some of the biggest upsets in the history of the NCAA Tournament. Perhaps the most famous moment came in 1987, when Austin Peay came from fourth place in the regular season to win the OVC Tournament and earn the league's automatic bid. The Governors drew powerful Illinois, and were such big underdogs, that ESPN broadcaster Dick Vitale promised to stand on his head if APSU won the game. After a 68-67 victory over the Illini, and a narrow 90-87 overtime loss to eventual Final Four participant Providence in the second round, Vitale made good on his promise in a visit to Clarksville two months later.

Murray State added to the OVC's string of upsets in 1988 when it knocked off 14th-ranked North Carolina State, 78-75. The Racers' M&M Boys – Jeff Martin and Don Mann – combined for 39 points in the win. MSU nearly went on to the Sweet 16 that year, losing to eventual national champion Kansas, 61-58. A bank shot by Mann that would've given the Racers a one-point lead rolled off the rim with three seconds left. In 1990 as a No. 16 seed, Murray State took No. 1 seed Michigan State into overtime before falling 75-71; that game still marks the closest a No. 16 seed has come to knocking off a No. 1 in men's tournament action. More recently, Murray State has dominated the OVC Tournament, reaching the championship game every year in the 1990's. The Racers' 15 OVC Tournament Championships are the most among all OVC schools.

After former member Middle Tennessee State won a first round game in 1989, the league had a drought as no other OVC team won a NCAA Tournament game for the next 19 years. But Morehead State, coming off a thrilling double overtime OVC Tournament victory over Austin Peay, topped Alabama State 58-43 in the Opening Round game at University of Dayton Arena in Dayton, Ohio. The game was played in front of an Opening Round record crowd of 11,346 and included many MSU fans who made the three-hour drive from Morehead for the game.

In 2009-10, Murray State made OVC history by winning a record 31 games (31-5) on its way to the league's regular season and tournament championships. In the first round



Southeast Missouri State **REDHAWKS**

of the NCAA Tournament, the No. 13 seed Racers topped Vanderbilt in thrilling fashion when senior Danero Thomas hit a jumper as time expired to lift MSU to a 66-65 victory. It marked the first OVC team to advance to the second round of the NCAA Tournament since 1989, and snapped a skid of 71-straight losses to Southeastern Conference foes (dating back to 2000-01). In the second round, the Racers pushed eventual national runner-up Butler to the brink before losing 54-52.

In 2010-11 Morehead State would make it three NCAA Tournament wins in as many years for the league and got a bit of revenge for the 2009 tournament loss to Louisville in the process. After finishing second in the regular season and winning the OVC Tournament Championship, the No. 13 seeded Eagles were shipped to Denver to play the in-state foe Cardinals. MSU jumped out to a 15-2 advantage but were down four points (61-57) with just over a minute to play in regulation. After two free throws from two-time OVC Player of the Year Kenneth Faried, the Eagles held for one final shot attempt and senior Demonte Harper pulled up off a cross-over dribble to nail a 3-pointer with 4.3 seconds left that gave Morehead State a 62-61 lead. UofL had one last attempt but Faried blocked the Cardinals last shot, giving MSU the win, its first over Louisville since the 1956-57 season.

In 2011-12 Murray State put together one of the greatest seasons in OVC history, beginning the year 23-0 (an all-time OVC best) and being ranked as high as No. 7 in the coaches poll on Feb. 6. The squad was the first OVC team to be nationally-ranked since Murray State was ranked in 1997-98; in addition the top 10 ranking was the first for an OVC team since the 1970-71 campaign (WKU). The Racers would top nationally-ranked Memphis and Saint Mary's during the season and win the league's regular season and tournament championships. MSU earned a No. 6 seed in NCAA Tournament, the highest-ever seed for an OVC team since the NCAA began seeding the field in 1979. The Racers would top Colorado State 58-41 in the second round before falling to Marquette in the third round. Murray State would win 31 games overall, tying the OVC all-time record the Racers set in 2009-10.

After the Murray State win in 2011-12, the league had won NCAA Tournament games in

four-straight seasons, something that had never happened in league history (three-game winning streaks from 1960-62 and 1987-89 had been the previous best streaks). Over that time period (2009-12) the OVC was one of just nine conferences nationally to win a NCAA Tournament game in each season and one of only three non-BCS leagues (joining the Atlantic 10 and WCC) to do so.

In 2013-14 Murray State won five games to claim the CollegeInsider.com Postseason Tournament (CIT) and in the process became the first OVC men's basketball team to ever play games in the month of April.

The 2014-15 season saw five OVC men's basketball teams earn postseason bids, the most in league history. Those teams combined to win eight total games, the most ever by the OVC in one postseason. Entering 2015-16 OVC men's basketball teams have at least one national postseason tournament victory in seven-straight seasons, an all-time league record.

In 2007-08, UT Martin guard Lester Hudson became the first men's Division I player to record a quadruple-double in a game, when he registered 25 points, 12 rebounds, 10 assists and 10 steals in a victory over Central Baptist College. Hudson, who ranked fourth in scoring nationally as a junior, returned for his senior season in 2008-09 and was second nationally in scoring (behind Davidson's Stephen Curry) at 27.5 points a contest. Hudson earned numerous honors (including OVC Player of the Year and OVC Male Athlete of the Year in each 2008 and 2009 and All-American status from several outlets) before being drafted by the Boston Celtics with the No. 58 pick of the 2009 NBA Draft.

During the 2010-11 year Faried, the nation's leading rebounder during the season, became the NCAA's Modern Era (since 1973) career rebounding leader, totaling 1,673 rebounds which passed Tim Duncan for the record (he is 11th all-time in NCAA history). Faried also finished his career with 86 double-doubles, second all-time to only Duncan. He is one of only six players in NCAA history to finish with 2,000-plus career points (2,009) and 1,600-plus career rebounds. Faried was drafted 22nd overall by the Denver Nuggets in the 2011 NBA Draft, becoming the first OVC player selected in the first round since Tennessee State's Carlos Rogers 1994.

Murray State guard Isaiah Canaan, a first-

team All-American in 2011-12, capped his illustrious career in 2012-13 by becoming just the 17th player in OVC history to score 2,000 or more career points. Canaan, who was a key part of Murray State NCAA Tournament victories in both 2010 and 2012, earned a pair of OVC Player of the Year honors (2012 and 2013) during his career as well as being named OVC Freshman of the Year (2010), OVC Tournament MVP (2010) and OVC Male Athlete of the Year (2012). He was drafted by the Houston Rockets with the 34th overall pick (No. 2 pick of the second round) of the 2013 NBA Draft.

In 2014-15 Murray State became just the fifth OVC men's team to complete a perfect Conference season (16-0). The Racers were led by sophomore Cameron Payne who was named OVC Men's Basketball Player of the Year, OVC Male Athlete of the Year and earned third-team All-American honors from CBSSports.com. Following the season Payne declared for the NBA Draft, becoming the first sophomore in OVC history to do so and one of just four OVC players all-time to enter and stay in the draft with eligibility remaining. Payne was selected in the lottery by the Oklahoma City Thunder (pick No. 14 overall), making him just the ninth First Round NBA Draft pick in OVC history.

Through its 67 years, 13 teams have won or shared the league's regular season men's basketball title. Murray State heads the list with a Conference-record 24 outright or shared basketball crowns. Other past champions include former member Western Kentucky (19), Morehead State (9), Austin Peay (8), Eastern Kentucky (6), Tennessee Tech (5), former member Middle Tennessee (5), Tennessee State (2), former member East Tennessee State (2), Belmont (2 – including winning the titles in each of its first two years in the league), Southeast Missouri State (1), UT Martin (1) and former member Akron (1).

Among the coaching greats in men's basketball have been Western Kentucky's E.A. Diddle, who retired with 759 victories and 10 OVC titles; John Oldham, who was a member of the very first All-OVC squad and went on to win seven OVC crowns during his coaching tenure at Tennessee Tech and Western Kentucky; Paul McBrayer, who guided Eastern Kentucky to 219 wins and three OVC crowns; and Cal Luther, who is the only person in Conference history to win men's basketball Coach



THIS IS THE OVC

of the Year honors at two league schools - Murray State and UT Martin. Current Austin Peay head coach Dave Loos became the winningest coach in OVC history in 2009-10, netting his 319th victory and passing Luther on the all-time list. Loos enters the 2015-16 season with 391 victories.

There have been an equal number of great players including Western Kentucky's Clem Haskins, who is the only three-time OVC Player of the Year. Several players have won OVC Player of the Year honors twice: Western Kentucky's Jim McDaniels (1969-70 and 1970-71), Murray State's Les Taylor (1971-72, 1972-73), Jeff Martin (1987-88, 1988-89), Popeye Jones (1989-90, 1990-91) and Marcus Brown (1994-95, 1995-96), Austin Peay's Otis Howard (1976-77, 1977-78), Middle Tennessee's Jerry Beck (1980-81, 1981-82), Akron's Joe Jakubick (1982-83, 1983-84), Tennessee State's Carlos Rogers (1992-93, 1993-94), UT Martin's Lester Hudson (2007-08, 2008-09), Morehead State's Kenneth Faried (2009-10, 2010-11) and Murray State's Isaiah Canaan (2011-12, 2012-13).

The OVC also has the honor of being the only conference to boast the nation's leaders in scoring, rebounding and assists all in one season. That feat was accomplished in 1991-92 by Morehead State's Brett Roberts (28.1 ppg), Murray State's Popeye Jones (14.4 rpg) and Tennessee Tech's Van Usher (8.8 apg).

Women's basketball in the OVC has been dominated by Tennessee Tech, which has won or shared 18 regular-season titles and owns nine OVC Tournament crowns. In fact, the Golden Eagles have reached the championship game of the OVC Tournament 22 times in the past 33 years. Although Tennessee Tech remains the standard-bearer, five other teams have won 15 of the last 22 OVC Tournaments. UT Martin became the latest program to add its name to the list, capturing its first OVC Tournament title in 2011 and also winning championships in 2012, 2013 and 2014. The Skyhawks became just the fourth team in OVC history (and first since Austin Peay from 2000-03) to win four-straight tournament titles.

Several coaches have made their mark in the history of OVC women's basketball. Former Tennessee Tech coach Marynell Meadors posted an amazing 363-139 (72.3%) record at Tech, becoming the first woman in NCAA or AIAW history to win 300 games at the same

institution, while former Tennessee State skipper Teresa Phillips earned National Coach of the Year honors from USA Today in 1990 for turning around the Lady Tigers' program before going on to lead TSU to the NCAA Tournament in 1994 and 1995. Tennessee Tech coach Bill Worrell capped a stellar 20-year career in 2005-06 and was inducted into the OVC Hall of Fame in 2007; he compiled a 408-190 record while leading the Golden Eagles to an unprecedented 16 OVC regular-season titles and eight NCAA Tournament appearances, including five straight from 1989-93. Larry Joe Inman, who retired at the conclusion of the 2007-08 season and was inducted into the OVC Hall of Fame in 2009, won more than 100 games at both Middle Tennessee and Eastern Kentucky, and earned OVC Coach of the Year honors a record eight times - five times at EKU and three at MTSU. In 2012-13 Inman came out of retirement to take the Tennessee State job; in 2014-15 he led the Lady Tigers to its first OVC Tournament Championship since 1995.

Many great players have graced the hardwood over the years, including former OVC Players of the Year Brooke Armistead and Gerlonda Hardin from Austin Peay, Pam Chambers, Jerilyn Harper, Cheryl Taylor, Angela Moorehead, Roschelle Vaughn, Diane Seng, Janet Holt and Emily Christian from Tennessee Tech; Morehead State's Donna Murphy, Priscilla Blackford and Chynna Bozeman; Eastern Kentucky's Kim Mays; Southeast Missouri's Gray C. Harris; Murray State's Ashley Hayes; and UT Martin's Heather Butler and Jasmine Newsome.

Morehead State center Brittany Pittman set new school, league and NCAA standards for blocked shots in 2008-09. Pittman swatted 164 shots during the season, setting a new NCAA single-season record (which has since been broken). During the campaign, only her second with the Eagles, she also set career block records for both Morehead State and the OVC (287).

In 2012-13 the UT Martin duo of Jasmine Newsome and Heather Butler finished fifth and sixth nationally among NCAA scoring leaders. Newsome, the 2012 and 2013 OVC Player of the Year, averaged 22.6 points per game on the way to All-American honors while Butler averaged 22.4 points per contest. Butler set a NCAA record during the season by connecting on a 3-pointer in her 80th-

straight game.

In 2013-14 Butler and Newsome capped their brilliant careers by ranking first and second in scoring in OVC history. Butler, the 2013-14 OVC Female Athlete of the Year, finished her career with 2,865 points, which ranked first in OVC and 16th in NCAA history. She also finished her career with 392 career 3-pointers (which was tied for the most in NCAA history following her career but now ranks second) and scored in double figures in all 129 career games which ranks fifth in NCAA history. Following the season Butler was signed by the WNBA's San Antonio Stars where she became the first OVC player to make an active WNBA roster. Newsome capped her career with 2,566 points, second only to Butler in OVC history.

The league also had another historical moment in November 2008 when the NCAA awarded Nashville the 2014 NCAA Women's Division I Final Four. The OVC served as the host of the prestigious event, which is one of the biggest sporting events the city of Nashville can host. The event was held April 6 & 8 at Bridgestone Arena in downtown Nashville and was played in front of sold-out crowds for both the semifinals and championship as UConn topped Notre Dame in a battle of undefeated teams to win its ninth national title.

Over its 67 years, OVC teams have garnered national championships and bowl games in football, along with national team or individual titles in the sports of rifle, cross country, track and golf.

The OVC has also produced several Olympic athletes, including Murray State's Morgan Hicks, who was a member of the 2004 United States Olympic Rifle Team and Morehead State's Brian Shimer who competed in five Winter Olympics in bobsled (winning a bronze medal in 2002) and coached the 2010 United States bobsled team to its first gold medal since 1948. Former Morehead State football and Eastern Kentucky track and field athlete Dallas Robinson competed with the U.S. bobsled team during the 2014 Sochi Winter Olympics. In addition, some of the greatest players in professional sports were educated at OVC institutions. The list includes former greats such as football's Phil Simms (Morehead State), basketball's Clem Haskins (Western Kentucky) and Bubba Wells (Austin Peay) and two-sport star Steve Hamilton (Morehead State) to present-day standouts like basket



Southeast Missouri State **REDHAWKS**

ball player Kenneth Faried (Morehead State), football players Tony Romo (Eastern Illinois) and Jimmy Garoppolo (Eastern Illinois) and baseball players A.J. Ellis (Austin Peay) and Shawn Kelley (Austin Peay). Hamilton is the only athlete to ever play in the NCAA Basketball Championship, a Major League Baseball World Series (New York Yankees) and a NBA Championship Series (Los Angeles Lakers).

The OVC's first volleyball tournament was held in 1981, the same year Eastern Kentucky began a string of six straight tournament crowns. Former ECU skipper Dr. Geri Polvino compiled a 627-439 record in 32 seasons as head coach of the Colonels, earning OVC Coach of the Year honors eight times. More recently, former Austin Peay coach Cheryl Holt and former Southeast Missouri skipper Cindy Gannon also earned their peers' recognition multiple times with four awards each.

Throughout the last 32 years, 11 different teams have won an OVC regular-season or tournament volleyball crown. Since joining the league in 1991, Southeast Missouri has dominated the scene, winning seven of its eight regular-season titles during the 1990's, including five straight from 1993-97. The Redhawks have also won five tournament crowns (1994, 1996, 1998, 1999 and 2000). Jacksonville State won back-to-back OVC Tournament Championships (2005, 2006) including going through the OVC undefeated (16-0) in 2006 and winning a NCAA Tournament match in 2010, the league's first NCAA victory since 2000.

Following the 2007 season, Jacksonville State's Abbey Breit was named the OVC Offensive Player of the Year for the third-straight season, becoming the first player in OVC history to accomplish that feat. Four other individuals - Eastern Kentucky's Angela Boykins (1985-86), Morehead State's Dayle Hammontree (1988-89), Southeast Missouri's Tuba Meto (1996-97) and Morehead State's Amy Almond (2001-02) - were back-to-back winners of the award.

Morehead State won its fourth-straight OVC regular season championship in 2013. Over that four-year period (2010-13) the Eagles compiled an impressive 67-3 league record.

In 2007, Eastern
Kentucky's Jacob Korir

won his fourth-straight Conference cross country title becoming just the third OVC student-athlete and 13th athlete nationally to accomplish that feat. Korir was a three-time All-American in cross country, earning two top-10 finishes at the NCAA Cross Country Championship. The Nairobi, Kenya, native was also named a track and field All-American twice during his career, was selected as the OVC Male Athlete of the Year in 2006-07 and received the NCAA post graduate scholarship in 2008.

In 2011 the Eastern Kentucky men's cross country earned a national ranking in the USTFCCCA poll, climbing to as high as No. 17; the ranking was the highest for an OVC team since the polls began in the early 1980s. The ECU men would qualify for the NCAA Championship, becoming the first OVC team to reach the national championship meet since 1980. Eastern Kentucky finished 26th overall at the event as junior Soufiane Bouchikhi was 47th in a field of 252 runners. On the women's side Eastern Kentucky senior Lydia Kosgei became the first ECU woman to ever qualify for the NCAA Championship and went on to finish 37th at the national meet, marking the second-highest finish for a female in OVC history, and also earning All-American honors.

A year later (2012) the ECU men's cross country team was ranked as high as No. 11 nationally and finished 24th at the NCAA Championship. Wade Meddles led the team with a 38th place finish at the event while Bouchikhi was 40th. In 2013 Eastern Kentucky placed 15th at the NCAA Championship, the highest national finish for an OVC team since 1980. Soufiane Bouchikhi capped his career by winning his fourth-straight OVC Championship and earning National Runner of the Week honors during the season. Bouchikhi finished 26th at the NCAA Championship in 2013, earning All-American honors for the second-straight season. In 2014 ECU qualified for its fourth-straight NCAA Championship and finished 23rd overall.

In 2007 the Conference had two teams in the NCAA Women's Soccer Tournament for the first time in league history, as former OVC member Samford earned an at-large selection while Southeast Missouri was the Conference's automatic bid.

Former Austin Peay standout and 2012

OVC Soccer Player of the Year Tatiana Ariza represented her native country of Colombia in both the 2012 Summer Olympics in London (earning a start against the United States) as well as the 2015 FIFA Women's World Cup. In the 2015 event she assisted on the first World Cup goal in her country's history and in the following match helped her team to a 2-0 victory over France, giving Colombia its first-ever win at the event.

For the first time under the current format, OVC men's golfers qualified for the NCAA National Championship in back-to-back years in 2013 and 2014. Austin Peay's Dustin Korte advanced from the regional to the national championship in 2013 (finishing 116th overall) while APSU's Marco Iten won the Auburn Regional in 2014 to qualify for the National Championship (finishing 55th). In 2015 OVC three individual men's golfers competed in the NCAA Regionals (one automatic berth and two at-large berths) in addition to the Eastern Kentucky team; the three individuals were the most from the OVC to qualify in one year under the current format. The OVC also boasts two current PGA Tour professionals in Scott Stallings (Tennessee Tech) and Josh Teater (Morehead State).

In 2009 it was OVC softball that accomplished several firsts as UT Martin (tournament champion) and Jacksonville State (at-large) were each selected for the NCAA Championship. Jacksonville State would take it a step farther by winning the Knoxville Regional (beating No. 13 national seed Tennessee along the way) to become the first OVC softball program to advance to a Super Regional. Jax State would fall to No. 4 Alabama in that Super Regional but finished the season 43-16 (19-2 OVC) and ranked 21st nationally in the ESPN.com/USA Softball poll and 24th nationally in the USA Today/NFCA poll.

The league's baseball presence has continued to evolve since its inception. The OVC baseball tournament moved to a neutral site for the first time in 2001 with Paducah, Kentucky and Brooks Stadium hosting the tournament in front of raucous crowds. The success of the tournament led to Jackson, Tennessee and The Ballpark at Jackson (the home of the Seattle Mariner's Class AA affiliate) - hosting the event for the first time in 2010.

The OVC also has made a statement in



THIS IS THE OVC

the NCAA Baseball Championship in recent years, with its teams involved in several memorable contests in the last decade. Tennessee Tech surprised Wake Forest in the opening round of the 2001 tournament and Southeast Missouri stunned host Alabama in the opening round of the 2002 championship. Five years later, Austin Peay captured the collegiate baseball world's attention by taking Vanderbilt, the 2007 No. 1 overall seed, to extra innings. Eastern Illinois pushed host Nebraska to the limit in 2008 followed by Tennessee Tech's memorable contest against host Clemson in 2009.

After not making the OVC Tournament field in either 2009 or 2010, Austin Peay, who was picked to finish seventh in the 2011 preseason poll, won the regular season and tournament championships to garner its fourth NCAA Tournament appearance. In the first game of NCAA Regional play the Govs knocked off host and No. 1 seed Georgia Tech 2-1.

In 2012 Austin Peay completed a "repeat squared" (back-to-back regular season and tournament championships) for the first-time in OVC history. The Govs would go on to top Indiana State and Cal State Fullerton at the Eugene Regional, before falling to host Oregon in the regional final. It marked the first time since the 2000 season (Middle Tennessee) that an OVC team had won multiple NCAA Tournaments games in the same season.

Austin Peay completed a "3-Peayt" by winning its third-straight OVC Tournament crown in 2013. Along the way the Govs garnered the first nationally-ranking by an OVC team since 2009 (climbing to as high as 21st nationally) and tied the OVC single-season record with 47 victories. The Govs earned the No. 2 seed in the NCAA Bloomington Regional, becoming the first OVC team in the current regional format (since 1999) to earn anything other than a No. 4 seed. The squad topped Florida and Valparaiso to advance to the regional final for the second-straight season before losing to host Indiana. Govs senior closer Tyler Rogers was a big part of his team's success during the year, setting the NCAA single-season record for saves (23 – a mark that was later eclipsed during the College World Series).

In 2014, for the third-straight year, 12 OVC players were selected in the Major League

Baseball First-Year Player Draft. Of those 12 selections five came in the first 10 rounds, setting a new record for most OVC players picked in the first 10 rounds (eclipsing the old mark of three set several times). The 12 selections were once again just one off the record of 13 selections in 2010; overall the OVC has had 65 players selected over the past six years (2010-15).

A first in the OVC occurred in 2008, when the league had a first round draft pick in both the NFL (Tennessee State's Dominique Rodgers-Cromartie) and Major League Baseball (Eastern Kentucky's Christian Friedrich) Drafts in the same school year. A year later (2009) the league had a Major League Baseball First Round Compensation Round pick (Eastern Illinois' Tyler Kehr who was No. 48 overall) and NBA Second Round pick (UT Martin's Lester Hudson) in the same season.

The playing field is not the only place where OVC athletes are working hard. The league also recognizes excellence in the classroom. Six Scholar-Athlete Awards are presented yearly to male and female athletes, while others are commended for their academic success by being Medal of Honor recipients or earning a spot on the Commissioner's Honor Roll. Additionally, the league annually presents one institutional Academic Achievement Award, as well as separate team awards in each Conference-sponsored sport. Since the College Sports Information Directors of America (CoSIDA) Academic All-America program began, the Ohio Valley Conference has had 243 student-athletes honored with the award, including 51 over the last five years (2010-15).

Through the early years of the league, administrators wrestled with fan behavior due to the close proximity of the Conference members and the intense rivalries which developed. Just as it did decades ago, the OVC took the leadership role on what has become a national issue. In 1995, the OVC implemented a first-of-its-kind "Sportsmanship Statement," a policy which promotes principles of fair play, ethical conduct and respect for one's opponent. The statement has become a model for others to follow across the nation, and has answered the challenge of the NCAA Presidents Commission to improve sportsmanship in collegiate athletics.

Additionally, the OVC annually presents the Steve Hamilton Sportsmanship Award, in honor of the former Morehead State student-athlete, coach and athletics director, to a junior or senior student-athlete with significant athletic contributions who best exemplifies the characteristics of sportsmanship and citizenship. Most recently, the Conference has also implemented the OVC Institutional and Team Sportsmanship Awards, which are presented to one institution and 18 sport-specific teams voted by their peers to have best exhibited the standards of sportsmanship and ethical conduct as outlined by the OVC and NCAA.

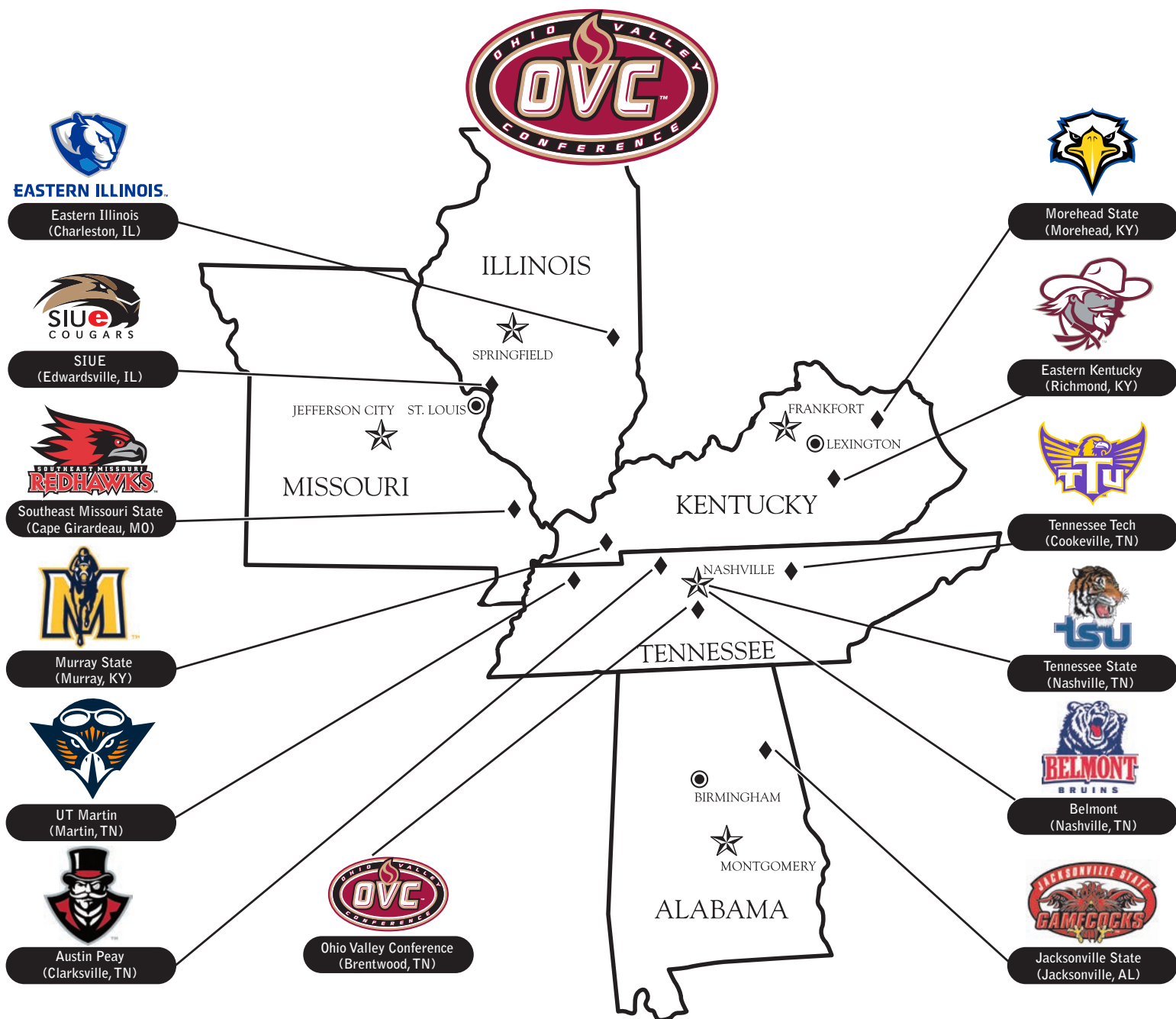
The vision of leadership demonstrated by the Founding Fathers in 1948 remains alive today as the Ohio Valley Conference prepares for the future. One example is in regard to the current trend in collegiate athletics administration for increased involvement of university presidents in setting policies and making rules. The presidents of OVC institutions, however, have always governed the Conference, long before presidential governance became a national theme.

The Ohio Valley Conference sponsors the following sports: baseball, basketball, cross country, football, golf, tennis and track for men, and basketball, cross country, golf, soccer, softball, tennis, track and volleyball for women. In addition, the OVC also sponsors the combined men's and women's sport of rifle.

Now in its seventh decade of competition, the Ohio Valley Conference has grown significantly from its humble beginnings while increasing the number of athletics opportunities it provides for students. Current league representatives include charter members Eastern Kentucky University, Morehead State University and Murray State University, along with Austin Peay State University, Belmont University, Eastern Illinois University, Jacksonville State University, Southeast Missouri State University, Southern Illinois University Edwardsville, Tennessee State University, Tennessee Technological University and the University of Tennessee at Martin.



Southeast Missouri State **REDHAWKS**





***THIS IS
SOUTHEAST***



WOMEN'S BASKETBALL

BRING YOUR BIG IDEAS.

**And make
them count.**

Your big ideas will be in good company here. Whatever you choose to study, chances are the program is at the head of its class. And if you're at the head of yours, you can join our honors program and elevate your learning experience even further.



SOUTHEAST MISSOURI
STATE UNIVERSITY • 1873



**SOUTHEAST BOASTS 20+ NATIONALLY
AND INTERNATIONALLY ACCREDITED
PROGRAMS, INCLUDING:**

- / ATHLETIC TRAINING
- / BUSINESS
- / CHEMISTRY
- / COMPUTER SCIENCE
- / DIETETICS
- / EDUCATION
- / ENGINEERING PHYSICS
- / INTERIOR DESIGN
- / MASS COMMUNICATION
- / MUSIC
- / NURSING
- / SOCIAL WORK
- / THEATRE



**GETTING INTO MEDICAL
SCHOOL ISN'T EASY —
WE JUST MAKE IT LOOK
THAT WAY. SOUTHEAST'S
PRE-MED STUDENTS ARE
ACCEPTED TO**

**medical
school well
above the
national
average.**

Like our students, Southeast faculty members come from around the country, hailing from leading institutions such as:

- / Boston Conservatory of Music
- / Carnegie Mellon University
- / Harvard University
- / Pennsylvania State University
- / Purdue University
- / Texas A&M University
- / Tulane University
- / University of Florida
- / University of Michigan
- / Vanderbilt University
- / Yale University



**COME HERE
AS A STUDENT.**

**And go
anywhere
as a
teacher.**

Southeast education graduates work as faculty members in school districts across the nation, and in more than 35 countries around the world.

1:21
faculty-
student
ratio

**Full-time
faculty**

**lead most classes, not
teaching assistants —
starting with freshman year.**

**THE DONALD L. HARRISON
COLLEGE OF BUSINESS
CONSISTENTLY MAKES THE
PRINCETON REVIEW'S LIST OF
top business
schools.**



ROLL UP YOUR SLEEVES AND GET DOWN TO BUSINESS.

Or education, public policy, communications or journalism — whatever your major, expect to learn a lot in class and even more in practice. And here, that practice happens on the latest technology and in real-world settings. You'll experiment and collaborate in just about all of your coursework. And you'll put new knowledge into action right from the start.



YOUR NEXT BIG IDEA could happen anywhere. But you'll give it legs and watch it run at **Catapult Creative House**, our student-run idea incubator and launchpad for innovation. Get to work in our creative labs, 3D modeling and printing gallery, and impact studio. It's where you'll turn your concepts into prototypes, your prototypes into products, and your products into sales.

THE BEST PLACE TO LEARN ABOUT U.S. POLICY is where it's actually being shaped. So you'll go to the **Center for Strategic and International Studies (CSIS) in Washington, D.C.**, for part of our University Studies course. For four exhilarating days, you'll work directly with researchers and consultants who advise national leaders. And if you're really on top of your game, you may end up influencing the strategies you've come to study.



INTERNSHIPS

RÉSUMÉS ARE BUILT—NOT WRITTEN.

The workforce is just that: a force. And it's one you'll meet head on at Southeast Missouri State. We'll help you find internships (that's plural on purpose) and coach you through any challenges or questions that come your way.



SET OUT AND JOIN IN.

Earn your wings early. Chew your way into campus history. Share your musical gift. Meet your new brothers or sisters. Whatever you do — whether it's joining a club or carrying on a tradition — just know that you won't do it alone (except the chewing part).

21

SOCIAL FRATERNITIES AND SORORITIES

Representing the IFC, Panhellenic and NPHC Councils. Many of them call Greek Hill home. And in Fall 2016, a new Greek Village will open on campus, providing an expanded Greek community where thousands of students will make new memories of brotherhood and sisterhood.



180+ student groups

With organizations on campus from A (Adult Recess improv group) to Z (Zeta Phi Beta Sorority), there's something to meet every professional, social, recreational or religious interest. And if you can't find what you're looking for, form your own group.

We honor our heritage by sticking to our traditions.

Some of them, quite literally. For years, students have been making the trek up **Cardiac Hill** (a tradition in its own right) to add their chewing gum to our infamous **Gum Tree**.



MAKE ART THAT INSPIRES.

And do it on
a campus
that's equally
inspiring.



Built
our R
Missc
arts. I
in the
Perfo
Come
the la
breat

Dobbins River Campus Center

Inside this living-learning center, you can make a masterpiece, make dinner and make your bed without ever leaving the **River Campus**.

In addition to a residence hall, dining facilities and contemporary classrooms, the **Cultural Arts Center** offers professional-level theatres, costume and scene shops, music rehearsal and gallery space, and dance and art studios — each equipped to inspire ovation-worthy works of art.





on the banks of the Mississippi,
iver Campus is the only one in
ouri dedicated entirely to the
But you don't have to be a student
e Holland School of Visual and
rming Arts to appreciate it.
e catch a performance. Explore
test exhibits. Or just enjoy the
htaking river views.

Five venues for exhibiting your
talent — including theatres, a
recital hall and galleries — set
the stage for

**more than
a hundred
different
events
each year.**

Among our student-produced
musical performances, you'll hear
everything from the classics to the
contemporary — including Brahms'
Double Concerto in A Minor and
Andrew Lipka's *The Addams Family*.



**Southeast makes it
affordable to do what
you dream of doing,
and we're recognized
as one of the country's
institutions with
the least indebted
students.**

LEARN MORE

about our \$17 million in
annual scholarships at
semo.edu/scholarships.

**SEE FOR YOURSELF
WHAT YOU'LL DO HERE**

Call us at **(573) 651-2590**
or schedule a visit at
semo.edu/visit.

OFFICE OF ADMISSIONS

One University Plaza, MS 3550
Academic Hall 100D
Cape Girardeau, Missouri 63701

573.651.2590
admissions@semo.edu

APPLY

We can't wait to see what you do.
But first, you'll need to get in.
semo.edu/apply



Southeast Missouri State **REDHAWKS**



Cindy Gannon
Senior Associate Director
of Athletics/SWA



Rachel Blunt
Assistant Director of
Athletics/Compliance



Nate Saverino
Assistant Director of
Athletics/External Affairs



Sara Cummings
Senior Administrative
Assistant



Sharon Burgard
Academic Services
Coordinator




Elizabeth Brucker
Director of Business
Operations




Barb Kinsey
Administrative Assistant
Development



Kent Phillips
Coordinator of Facilities &
Event Management



Jeff Honza
Sports Information
Director



Phillip Lady
Coordinator of Marketing
& Promotions




Alan Savage
Ticket Manager & Student
Accountant



Marcia Hendrix
Assistant Ticket Manager/
Insurance



Jacob Owen
Assistant Director of
Compliance



Sean Stevenson
Assistant Sports
Information Director




Beth Easter
Faculty Athletics
Representative




Alex Washam
Facilities & Event
Management Assistant



Ryan Johnson
Strength & Conditioning
Coach



Amanda Martin
Co-Head Athletic Trainer



Ben Fox
Co-Head Athletic Trainer



Ashley Angerer
Assistant Athletic Trainer



Sandy Wiemers
Academic Services
Assistant



Steve Bieser
Head Baseball Coach



Rick Ray
Head Men's
Basketball Coach



Rekha Patterson
Head Women's
Basketball Coach



ATHLETICS STAFF



Tom Matukewicz
Head Football Coach




Kristi Ewasko
Head Women's
Gymnastics Coach




Mark Redburn
Head Softball Coach



Heather Nelson
Head Women's
Soccer Coach




Eric Crumpecker
Head Track & Field Coach




Ryan Lane
Head Cross Country
Coach



Julie Yankus
Head Volleyball Coach




Kodie Edmonds
Cheerleading Coach




Tatianna Parham
Sundancers Coach



Dillon Lawson
Assistant Baseball
Coach




Lance Rhodes
Assistant Baseball
Coach




Adam Gordon
Assistant Men's
Basketball Coach



Chris Moore
Assistant Men's
Basketball Coach




Jamie Rosser
Assistant Men's
Basketball Coach




Nick Lagroone
Director of Men's
Basketball Operations



James Arnold
Assistant Women's
Basketball Coach



Chanté Crutchfield
Assistant Women's
Basketball Coach




Jauwan Scaife
Assistant Women's
Basketball Coach




Brooke Sander
Director of Women's
Basketball Operations




Bryce Saia
Defensive Coordinator




Sherard Poteete
Offensive Coordinator/
Quarterbacks



Jon Wiemers
Assistant Head Football
Coach/Offensive Line




Eric Burrow
Safeties/Recruiting
Coordinator



Ricky Coon
Defensive Line




Southeast Missouri State **REDHAWKS**




Matt Martin

Running Backs/Special
Teams




Salim Powell

Wide Receivers




Joe Uhls

Tight Ends/Football
Operations




Melvin Rice

Cornerbacks




Jared Diekmann

Offensive Assistant



Tyler French

Football Graduate
Assistant



Chris Bogantes

Assistant Women's
Gymnastics Coach




Candace Blackerby

Assistant Women's
Gymnastics Coach



Stephanie Winter

Assistant Softball Coach




Paul Nelson

Associate Head Women's
Soccer Coach




Adam Kleman

Assistant Women's Soccer
Coach



Matt Koelling

Assistant Track & Field
Coach



Miles Smith

Assistant Track & Field
Coach




Nikki Buchholz

Assistant Volleyball Coach




Michael Runde

Assistant Volleyball Coach




Mackenzie Martin

Graduate Assistant
Academic Services




Alex Lais

Graduate Assistant
Marketing & Promotions



Danny Chesnut

Sports Information
Assistant




Kevin Scanlon

Sports Information
Assistant




Maya Natori

Graduate Athletic
Trainer



Holly Reynolds

Graduate Athletic
Trainer



Kyle Wolff

Graduate Athletic
Trainer



**DO
YOU
HAVE
THE
WILL
TO**

**make a
medical
discovery?**



**SOUTHEAST MISSOURI
STATE UNIVERSITY · 1873**

2015-16 SCHEDULE

DATE	OPPONENT	TIME
Nov. 14	at Saint Louis	3 p.m.
Nov. 16	Harris-Stowe ^{OVCDN}	6:30 p.m.
Nov. 18	at Alabama A&M	7 p.m.
Nov. 20	Missouri-Kansas City ^{OVCDN}	6:30 p.m.
Nov. 24	at Western Illinois	11 a.m.
Nov. 27-28	UTEP Thanksgiving Classic	
Dec. 2	at Missouri ^{SEC Network +}	7 p.m.
Dec. 4	at Wichita State ^{ESPN3}	12:05 p.m.
Dec. 8	at Lipscomb ^{ESPN3}	6:30 p.m.
Dec. 13	Central Arkansas ^{OVCDN}	2 p.m.
Dec. 22	Southern Illinois ^{OVCDN}	12 p.m.
Dec. 30	William Woods ^{OVCDN}	11 a.m.
Dec. 31	Belmont* ^{OVCDN}	2:30 p.m.
Jan. 2	Tennessee State* ^{OVCDN}	2 p.m.
Jan. 7	at Morehead State* ^{OVCDN}	7:30 p.m.
Jan. 9	at Eastern Kentucky* ^{OVCDN}	3 p.m.
Jan. 13	Jacksonville State* ^{OVCDN}	5:30 p.m.
Jan. 16	at Tennessee Tech* ^{OVCDN}	5:30 p.m.
Jan. 20	at SIUE* ^{American Sports Network}	8 p.m.
Jan. 23	UT Martin* ^{OVCDN}	2 p.m.
Jan. 30	Austin Peay* ^{OVCDN}	2 p.m.
Feb. 3	Murray State* ^{OVCDN}	6:30 p.m.
Feb. 6	at Eastern Illinois* ^{OVCDN}	1:30 p.m.
Feb. 10	at UT Martin* ^{OVCDN}	6 p.m.
Feb. 13	at Murray State* ^{OVCDN}	5 p.m.
Feb. 20	Eastern Illinois* ^{OVCDN}	2 p.m.
Feb. 24	SIUE* ^{OVCDN}	6:30 p.m.
Feb. 27	at Austin Peay* ^{OVCDN}	4 p.m.
Mar. 2-5	OVC Tournament	Nashville, Tenn.

All times central and subject to change

Home matches in **RED**

*Ohio Valley Conference game

Home games played in the Show Me Center

OVCDN - OVC Digital Network

GOSOUTHEAST.COM

For Tickets Call:

(573) 651-2113

