



**PREVAILING
IS WHAT
WE DO
BEST.**

**SOUTHEAST MISSOURI STATE
REDHAWKS BASKETBALL**
2015-16 Information Guide



**DO
YOU
HAVE
THE
WILL
TO**

**serve all
community
members?**



**SOUTHEAST MISSOURI
STATE UNIVERSITY • 1873**

Southeast Missouri State REDHAWKS

TABLE OF CONTENTS

Intro to Redhawk Basketball

Media Information	2-5
Travel Information	6-7
Show Me Center	8-9
Basketball Gameday.....	10-11
Academic Excellence.....	12-13
Social Development.....	14-15
Competitive Success	16-17
Sports Medicine.....	18-19
President Dr. Carlos Vargas.....	20
Interim Director of Athletics Brady Barke.....	21
Mission Statement.....	22

Season Preview

Season Outlook.....	24-27
Numerical/Alphabetical Roster.....	28
Radio/TV Roster.....	29
Calendar Schedule.....	30-32

Coaching Staff

Head Coach Rick Ray	34-38
Assistant Coach Adam Gordon	39
Assistant Coach Chris Moore.....	40
Assistant Coach Jamie Rosser	41
Director of Operations Nick Lagroone	42
Graduate Manager David Potter.....	43

Player Profiles

Jamaal Calvin.....	44-45
Antionius Cleveland.....	46-47
Ladarius Coleman.....	48-49
Isiah Jones.....	50-51
J.T. Jones.....	52-53
Marcus Wallace.....	54-55
Tony Anderson.....	56
Joel Angus III.....	56
Xavion Dillon.....	56
Robby Dosier.....	56
Kyle Gullett.....	57
Trey Kellum.....	57
Eric McGill.....	57
Jaylin Stewart.....	57
Returnee Career Stats vs. All Opponents....	58-62

Year in Review

2014-15 Statistics.....	64-70
2014-15 Box Scores.....	71-78

Opponents

2015-16 Opponents.....	80-85
Ray vs. All Opponents/Series Records.....	86-87
Year-by-Year Results vs. OVC Foes.....	88



This is the OVC

OVC History	90-95
2014-15 Final OVC Statistics	96-99
2016 OVC Basketball Championship.....	100-101
2015-16 OVC Composite Schedule.....	102-104

Records & History


Honors & Awards	106-108
Records/Coaching History.....	109
Career Rankings	110-111
Single-Season Rankings.....	112-113
OVC Tournament History.....	114-115
Team/Individual Records.....	116
Annual Point/Rebound/Assist Leaders.....	117
NCAA Division I Year-by-Year Results.....	118-123
All-Time Lettermen.....	124-126
Honored Teams.....	127-129
2016 NCAA Tournament Bracket.....	130

This is Southeast

Southeast Missouri State University.....	132-137
Athletics Staff.....	138-140

Credits

The 2015-16 Southeast Missouri Basketball Guide was written, edited and designed by Sports Information Director Jeff Honza. Cover design and additional graphics assistance provided by Tonya Wells and Krista Mayfield. Photography by Marc Mahnke, Keith Hente, Bill Barrett, Pat Patterson, Josh Russell, Aaron Eisenhauer, Dennis Hubbard, Sean Stevenson, Kevin Scanlon, Sandy King, Tony Marable, florida247sports.com, miaminewtimes.com, clemsonigers.com, magazine.missouristate.edu, guardianlv.com, gosycamores.com, today.cofc.edu and umkckangaroos.com. Special thanks to opposing school sports information directors for submitting information to the opponents section of this guide.





MEDIA INFORMATION

Credentials

Credentials are required for entrance to the Show Me Center. To request season or single-game credentials, please contact Southeast Missouri Sports Information Director Jeff Honza by phone (573) 651-2933 or email jhonza@semo.edu/redhawk1@me.com. Credentials can be picked up at the NCAA pass gate located inside the main entrance of the Show Me Center.

Press Row

Media will be issued assigned seats courtside on the north side of the Show Me Center. Press row is reserved for working media only. Professional decorum is expected at all times. Cheering

or outward expression is strictly prohibited.

Photographers

Photographers working the floor level at the Show Me Center are required to shoot from behind the dash lines along the baselines and must sit on the floor in those areas. The Sports Information Director may identify other positions off the court where photographers may work, provided the view is not blocked for fans. At no time may photographers work directly from behind the official scorer's table and team benches, and in front of any courtside signage. No tripods may be placed on or beside the court.

Postgame Interviews

All interview requests for Southeast student-athletes must be made to a member of the Southeast Missouri sports information staff prior to the end of each game. Student-athletes will be escorted to postgame press conferences in the front meeting rooms of the Show Me Center. Media representatives are not allowed in the dressing room area. Redhawks head coach Rick Ray will address the media during press conferences after every game and the opposing head coach will be invited upon request. Ray will join press conferences immediately after his postgame radio obligation with the Redhawks Radio Network.

Basketball Email List

If you would like to be added to the Southeast Missouri men's basketball email list to receive breaking news about the team, please email Jeff Honza. The official website, GoSoutheast.com, is the best source for up-to-date information about the Redhawks.

Basketball Practices

All Southeast Missouri men's basketball practices are closed. Requested media interviews during the week should be made to Jeff Honza. Media interviews will be conducted before practice on select dates each month.



Southeast Missouri State **REDHAWKS**

MEDIA INFORMATION

Ohio Valley Conference Basketball Sports Information Directors

Austin Peay

Brad Kirtley
Office: (931) 221-6561
Email: kirtleyb@apsu.edu

Belmont

Greg Sage
Office: (615) 460-6698
Email: greg.sage@belmont.edu

Eastern Illinois

Rich Moser
Office: (217) 581-7480
Email: rlmoser@eiu.edu

Eastern Kentucky

Steve Fohl
Office: (859) 622-1253
Email: steve.fohl@eku.edu

Jacksonville State

Josh Underwood
Office: (256) 782-5915
Email: underwood@jsu.edu

Morehead State

Nick Evans
Office: (606) 783-2557
Email: n.evans@moreheadstate.edu

Murray State

Dave Winder
Office: (270) 809-4271
Email: dwinder@murraystate.edu

SIU Edwardsville

Joe Pott
Office: (618) 650-2860
Email: jpott@siue.edu

Tennessee State

Gavin Nevill
Office: (615) 963-5674
Email: tnevill@tnstate.edu

Tennessee Tech

Mike Lehman
Office: (931) 372-6139
Email: mlehman@tnitech.edu

UT Martin

Ryne Rickman
Office: (731) 881-7632
Email: rrickman@utm.edu

Redhawks Radio Network

All Redhawk basketball games will be broadcast live on the radio at ESPN 92.9 FM and online at GoSoutheast.com. Games can also be heard on Real Rock 99.3 FM. Erik Sean is in his 16th year as the "Voice of the Redhawks." Sean is the Director of Sports Operations for Mississippi River Radio's eight radio stations in Cape Girardeau. He is an 11-time winner of the Missouri Broadcasters Association's Play-by-Play Award and three-time winner of the MBA's Sports Award. Sean will be assisted by Jess Bolen and Todd Bonacki throughout the season.



Radio Network Affiliates



ESPN 92.9 FM (KLSC)
Cape Girardeau, Mo.
(Flagship)

Real Rock 99.3 FM (KCGQ)
Cape Girardeau, Mo.

ESPN 1220 AM (KGIR)
Cape Girardeau, Mo.

ESPN 1470 (KMAL)
Malden, Mo.

Phone Lines

One phone line will be provided to the visiting team's official radio station courtesy of the Redhawks Radio Network. If additional phone lines are needed, they must be secured by calling (573) 651-2275 at least one week in advance.

Wireless Internet

The Show Me Center is equipped with wireless internet. Please see a member of the Southeast Missouri sports information staff for login information.

StatBroadcast Live

StatBroadcast Live is the official live statistics platform for Southeast Missouri Athletics. Live stats for all of the Redhawks home games can be accessed online at GoSoutheast.com. StatBroadcast Live is available on all mobile devices.

OVC Teleconferences

Monthly teleconferences for Ohio Valley Conference men's basketball coaches will be held on the following dates this

year: Jan. 25, Feb. 29. The calls begin at 10 a.m., CT, with Southeast Missouri head coach Rick Ray scheduled at 10:40 a.m. Please contact Kyle Schwartz at (615) 371-1698 for more information on how to participate.

Television Show

"Redhawks Basketball with Rick Ray" will be televised Monday nights at 10:30 p.m., CT, on the Heartland CW (WQWQ-TV) and Charter Digital Cable 24. It also airs simulcast on digital channel 89 on Tuesdays, Wednesdays and Thursdays at the following times: 8:30 a.m., 8 p.m. and midnight. The show is hosted by KFVS Sports Director Todd Richards.



MEDIA INFORMATION

Radio Show

Southeast's basketball radio show will be on Tuesdays at Wings Etc with selected shows at both the Cape Girardeau (3047 William Street) and Jackson (2003 East Jackson Blvd.) locations this season. The radio show airs live on ESPN 92.9 FM and ESPN 1220 AM each week. All shows are scheduled from Noon-1 p.m., CT, beginning Dec. 1.

GoSoutheast.com

The official athletics website, GoSoutheast.com, is the top source of information for all Redhawk teams.

OVC Digital Network

The 2015-16 season marks the fourth year for the OVC Digital Network which provides

live games free on any device.

Fans can watch Southeast Missouri's home and away OVC matchups free of charge online at OVCDigitalNetwork.com.

Redhawks on TV

Five of Southeast's games will air exclusively on television this 2015-16 season. The Redhawks' games vs. Ole Miss (Dec. 12) and at Eastern Illinois (Feb. 6) air on the American Sports Network. Southeast's matchups at Memphis (Dec. 5) and SIU Edwardsville (Jan. 28) will be televised on the CBS Sports Network. The Southeast vs. Murray State game at the Show Me Center on Feb. 4 airs on ESPNU.



SOUTHEAST
MISSOURIAN

Arrow



2015-16 BASKETBALL GUIDE

Southeast Missouri Sports Information

One University Plaza MS 0200
Cape Girardeau, MO 63701

Phone: (573) 651-2294

Fax: (573) 651-2810

Press Row: (573) 651-5014



Jeff Honza
Director



Sean Stevenson
Assistant Director



Kevin Scanlon
Assistant



Danny Chesnut
Assistant

Jeff Honza, Director

Football, Men's Basketball, Softball

Office: (573) 651-2933

Cell: (618) 528-1145

Email: jhonza@semo.edu; redhawk1@me.com

Sean Stevenson, Assistant Director

Soccer, Women's Basketball, Baseball

Office: (573) 651-2937

Cell: (314) 620-0855

Email: sstevenson@semo.edu

Kevin Scanlon, Assistant

Secondary Football, Cross Country, Gymnastics, Tennis

Office: (573) 651-2294

Cell: (636) 579-1953

Email: kmscanlon1s@semo.edu

Danny Chesnut, Assistant

Volleyball, Indoor & Outdoor Track and Field

Office: (573) 651-2294

GoSoutheast.com

Southeast Missouri State **REDHAWKS**

STAY CONNECTED WITH THE REDHAWKS

#WillToDo



@GoSoutheast
@SEMombb



GoSoutheast



GoSoutheast



GoRedhawks



GoSoutheastRedhawks



Live Stats Platform
<http://statb.us/l/semob>



GOSOUTHEAST.COM

GoSoutheast.com





TRAVEL INFORMATION

Dayton November 13



Crowne Plaza Hotel
33 East Fifth Street
Dayton, OH 45402
Phone: (937) 224-0800
Fax: (937) 224-3913

Alabama A&M November 19



Hilton Garden Inn
4801 Governors House Dr. SW
Huntsville, AL 35805
Phone: (256) 430-1778
Fax: (256) 430-1997

Southern Illinois December 2



Holiday Inn
2300 Reed Station Pkwy
Carbondale, IL 62901
Phone: (618) 549-2600
Fax: (618) 549-6151

Northern Kentucky December 19



Cincinnati Marriott at RiverCenter
10 W Rivercenter Blvd
Covington, KY 41011
Phone: (859) 261-2900
Fax: (859) 261-0900

Evansville November 15



Fairfield Inn & Suites
7879 Eagle Crest Blvd
Evansville, IN 47715
Phone: (812) 471-7000
Fax: (812) 471-7007

Texas-Rio Grande Valley November 23



Holiday Inn Express and Suites
3801 S. Closner Blvd
Edinburg, TX 78539
Phone: (956) 378-9955
Fax: (956) 961-4080

Memphis December 5



To Be Determined

Missouri State December 22



Holiday Inn & Suites
2720 Glenstone Ave.
Springfield, MO 65803
Phone: (417) 522-2671
Fax: (417) 865-6706



Southeast Missouri State **REDHAWKS**

TRAVEL INFORMATION

Morehead State **January 7**



Hampton Inn & Suites
500 Hampton Way
Morehead, KY 40351
Phone: (606) 780-0601
Fax: (606) 780-0603

SIU Edwardsville **January 28**



Doubletree Hotel
1000 Eastport Plaza Drive
Collinsville, IL 62234
Phone: (618) 345-2800
Fax: (618) 345-9804

Murray State **February 13**



Hampton Inn
1415 Lowes Drive
Murray, KY 42071
Phone: (270) 767-2226
Fax: (270) 767-2220

Austin Peay **February 27**



Courtyard Marriott
155 Fair Brook Place
Clarksville, TN 37040
Phone: (931) 551-4480
Fax: (931) 551-4787

Eastern Kentucky **January 9**



To Be Determined

Eastern Illinois **February 6**



To Be Determined

Tennessee Tech **January 16**



Country Inn & Suites
1151 S Jefferson Ave
Cookeville, TN 38506
Phone: (931) 525-6668
Fax: (931) 525-7626

UT Martin **February 11**



Hampton Inn & Suites
5575 Skyhawk Pkwy
Martin, TN 38237
Phone: (731) 587-5800
Fax: (731) 587-0533





SHOW ME CENTER

The 7,000-seat Show Me Center (SMC) is the home of the Southeast Missouri State University men's and women's basketball teams. Additionally, the Show Me Center is the entertainment and meeting hub for the 250,000 residents of the tristate region.

A number of renovations were made to the Show Me Center prior to the 2015-16 season, including new telescopic seating, a state of the art center-hung video board and improvements to sound and lighting systems.

Southeast will get to show off its re-vamped facility a total of 14 times this year.

On June 26, 2014, the Southeast Missouri State University Board of Regents

approved a list of high priority major capital renovation projects to be completed over the next two to three years to upgrade the Show Me Center to modern arena standards.

The other phase of the project includes high priority items such as renovating the front meeting room and parking lot areas.

The facility first opened its doors in the summer of 1987 and celebrated its 25th Anniversary during the 2012-13 season.

One of the best arenas in the Ohio Valley Conference, the Show Me Center has served Southeast Missouri State University, the City of Cape Girardeau, and the citizens of Southeast Missouri, Southern Illinois, and Western Kentucky by providing quality concerts, sporting events, top-notch family entertainment, and a

first-rate banquet, convention, and meeting facility.

The facility is a joint-venture of Southeast Missouri State and the City of Cape Girardeau. The combined SMC and Student Recreation Center, which received a complete renovation and expansion in 1999, were originally built at a cost of \$18 million.

The building houses the Redhawks men's and women's locker rooms, which have been completely remodeled. New basketball offices on the north side of the SMC were completed during the fall of 2003. More recently, a portable floor and goals were purchased before the 2011-12 season.

Southeast's Student Recreation Center is adjoined to the Show Me Center, and it houses the Redhawks' practice facilities.

The center has five full basketball courts (including two hardwood courts), a large weight room, six racquetball courts, an indoor track, two cardiovascular equipment areas, a climbing wall, two multipurpose rooms, and full locker rooms. The new Student Aquatic Center, which opened in December 2007, features a four-lane lap pool, a recreational pool with a rock wall and zip line, hot tub and locker rooms.



Southeast Missouri State REDHAWKS

SHOW ME CENTER

Largest Show Me Center Crowds

vs. Murray State (Feb. 12, 2000)	7,241
vs. Murray State (Feb. 22, 1992)	7,195
vs. Murray State (Jan. 14, 1999)	7,156
vs. Southwest Baptist (Feb. 17, 1990)	7,142
vs. Murray State (Feb. 15, 2012)	7,125
vs. Central Missouri (Feb. 18, 1990)	6,911
vs. Central Missouri (Jan. 12, 1991)	6,904
vs. Missouri Western (Feb. 25, 1989)	6,893
vs. Northeast Missouri (Feb. 25, 1989)	6,870
vs. Southern Illinois (Dec. 15, 1994)	6,777
vs. Southwest Baptist (Jan. 26, 1991)	6,670
vs. Central Missouri (Jan. 23, 1988)	6,635
vs. Murray State (Feb. 19, 1994)	6,630
vs. Austin Peay (Jan. 22, 2005)	6,607
vs. Murray State (Feb. 14, 1998)	6,593
vs. Missouri-St. Louis (Jan. 25, 1989)	6,518
vs. Tennessee State (Feb. 20, 1993)	6,518

Year-by-Year Home Attendance (Since Joining NCAA Division I)

1991-92 (14 Dates)	5,391
1992-93 (14 Dates)	5,590
1993-94 (13 Dates)	5,432
1994-95 (15 Dates)	5,095
1995-96 (13 Dates)	4,604
1996-97 (14 Dates)	4,384
1997-98 (13 Dates)	4,912
1998-99 (13 Dates)	5,203
1999-00 (15 Dates)	5,066
2000-01 (14 Dates)	5,054
2001-02 (14 Dates)	4,123
2002-03 (13 Dates)	4,258
2003-04 (13 Dates)	3,813
2004-05 (14 Dates)	3,902
2005-06 (13 Dates)	3,550
2006-07 (13 Dates)	3,558
2007-08 (13 Dates)	3,437
2008-09 (13 Dates)	2,613
2009-10 (14 Dates)	2,511
2010-11 (13 Dates)	2,215
2011-12 (14 Dates)	2,356
2012-13 (14 Dates)	2,339
2013-14 (13 Dates)	1,983
2014-15 (14 Dates)	2,222





Southeast plays 14 games in its newly renovated Show Me Center in 2015-16.

BASKETBALL

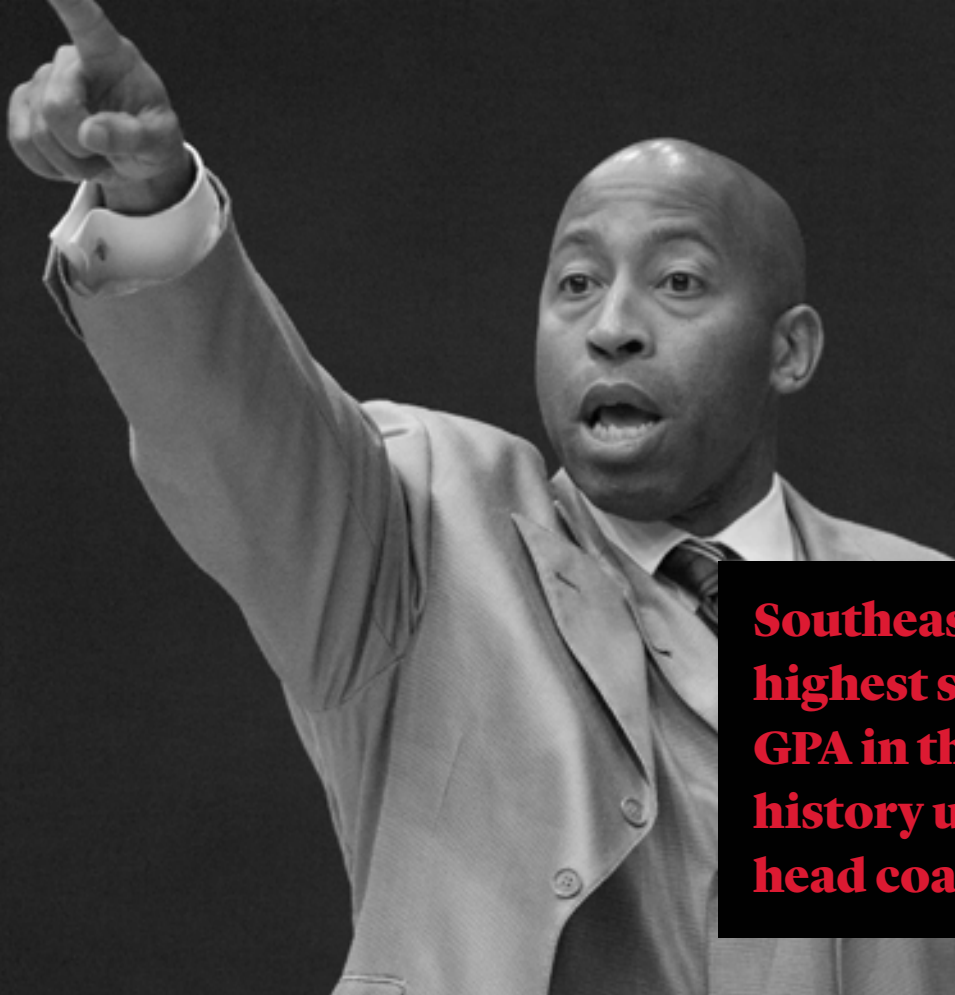


Southeast Missouri State **REDHAWKS**



GAMEDAY





Southeast recorded its highest summer term GPA in the program's history under first-year head coach Rick Ray.

ACADEMIC EXCELLENCE

The Redhawk Success Center offers Southeast Missouri student-athletes a place to study and develop as students and campus leaders.

It is located in the Student Recreation Center, just south of Houck Stadium. The Redhawk Success Center offers a computer lab with 18 work terminals, study areas and rooms for group meetings.

The area is under the guidance of Director of Academic Services Sharon Burgard, Assistant Coordinator Sandy Wiemers and Graduate Assistants Mackenzie Martin, Oge Oge and Luke Staudt.

The beautiful facility has enhanced the outstanding work in the classroom already enjoyed by

Southeast student-athletes.

Last year, the Redhawks combined for a 3.15 cumulative grade point average in the fall and spring semesters. Over 60 percent of all student-athletes recorded a 3.0 or higher GPA. Eleven of Southeast's 15 intercollegiate athletic teams recorded a team GPA over 3.0. Additionally, Southeast student-athletes logged a record 4,100 hours of community service over the 2014-15 academic year.

Tutors are available for all student-athletes as needed. In addition, both attendance and academic progress is monitored through regular checks with faculty.

A special course is required for all first time student-athletes at Southeast. The course, which

offers three credit hours, is part of a comprehensive program developed to address study skills and life skills topics, and thus, enhance retention and academic success for student-athletes.

Entering student-athletes are evaluated for academic preparedness and assigned to appropriate categories. Student-athletes can also receive individualized academic programs which include meeting with a mentor bi-weekly to discuss

academic progress.

The Success Center staff works to get athletes involved in campus and community projects, as well. This is done to provide a support structure and greater opportunity for academic success. Through the NCAA's CHAMPS/ Life Skills Program, the Success Center gives student-athletes personal and professional skills in order to facilitate successful and productive futures.

#WillToDo



Southeast Missouri State **REDHAWKS**

ACADEMIC EXCELLENCE

2014-15 Notables

- Eleven of Southeast's 15 athletic programs achieved a 3.13 or higher GPA. Women's cross country boasted a department best 3.79 GPA, followed by women's soccer (3.69), women's gymnastics (3.628), women's tennis (3.622), volleyball (3.45), softball (3.35), women's indoor/outdoor track & field (3.31), baseball (3.29), women's basketball (3.28) and men's cross country (3.13).
- In all, 195 individuals accumulated a 3.0 or higher GPA, accounting for 61 percent of the student-athlete population. A total of 140 student-athletes made Southeast's Dean's List -- students must have a 3.5 or higher GPA to earn that distinction.
- Seventy-one student-athletes received their degrees.
- Southeast's women's gymnastics team was among those who received public recognition awards for top academic performance from the NCAA.
- Seven Southeast programs, including women's cross country, women's tennis, volleyball, baseball, men's cross country and men's indoor/outdoor track & field ranked among the top three in the Ohio Valley Conference's single year APR.





Southeast student-athletes, coaches and staff logged a record 4,100 community service hours in 2014-15.

SOCIAL DEVELOPMENT

Student-athletes and coaches at Southeast Missouri are dedicated to giving back to the community that so generously supports them.

Redhawk basketball student-athletes have opportunities to participate in a variety of community service activities each year. Community involvement helps provide a support structure and greater opportunity for academic success.

We are proud of the level of commitment shown by our student-athletes and always encourage them to participate in community service projects here at Southeast.



Southeast Missouri State **REDHAWKS**

SOCIAL DEVELOPMENT





Southeast student-athletes are challenged physically and mentally in order to achieve optimal results.

COMPETITIVE SUCCESS

Southeast Missouri's Strength and Conditioning program is committed to developing the total student-athlete through their experiences within a competitive training environment.

This will be accomplished by focusing on reducing the risk of injury and maximizing athletic potential through individual evaluation and program design.

The Southeast Missouri Strength and Conditioning program is under the direction of Ryan Johnson.

Redhawk student-athletes use various training facilities located inside the Student Recreation Center South.



Southeast Missouri State **REDHAWKS**

COMPETITIVE SUCCESS

Training Principles for Southeast Athletes

1. Reduce the risk of injuries

- If a student-athlete is injured, he/she will not be able to compete at practice or games.

2. Ensure the athletes are optimally prepared to compete

- It is our responsibility to best manage all stressors that are placed on the student-athletes body in order to achieve the best results on the playing field.

3. Maximize athletic ability

- We challenge each athlete, both physically and mentally, in order to achieve optimal results.

Exercises for Southeast Athletes are based on the following Principles:

1. Ground Based Movements

- Athletes compete with their feet on the ground, and therefore, should train that way. The ability to produce force against the ground determines how fast athletes can run and how high they can jump.

2. Three-Dimensional Movements

- Athletes must be able to stabilize themselves in all planes of movement. A fancy way of saying we use free weights (barbells/dumbbells vs. machines).

3. Multi-Joint Movements

- Very rarely in sport do athletes isolate one single joint at a time. Athletes can train more muscle mass at the same time.





The Southeast Athletic Training program is committed to providing the best healthcare to its student-athletes.

SPORTS MEDICINE

Prevention. Treatment. Rehabilitation. Education. Those are the four primary phases of athletic training, and the Southeast Missouri athletic training staff strives to fulfill all of those areas when working with student-athletes on a daily basis.

Southeast student-athletes are offered the best care possible by the athletic training staff. The Sports Medicine department includes five full-time athletic trainers, six graduate assistants and several student assistants. The staff serves student-athletes around-the-clock at numerous facilities on campus.

The athletic trainers begin treatments and rehabilitation starting as early as 6 a.m., and are available until the last student-

athlete is through.

There are currently four athletic training facilities on campus. The staff treats out of the Rosengarten Athletic Complex, where the primary training room is located. There are two other satellite athletic training rooms, including one at Houck Field House and one at the Show Me Center.

The Southeast athletic training rooms are equipped with stationary bikes, hand weights, therapeutic modalities and the latest physical therapy equipment. Each component is strategically designed to not only give the student-athlete the best care, but also to aid in returning to competition as quickly as possible.

Southeast Athletic Training has strong working relationships with local physicians and two hospitals in Cape Girardeau. It is from these hospitals that the Athletic Training department is assisted by four orthopedic physicians.

The Southeast Athletic Training program prides and commits itself to providing the best comprehensive, personalized and efficient healthcare to its student-

athletes. Delivery of healthcare focuses on the prevention and management of athletic-related injuries or illnesses, while adhering to the National Athletic Trainers' Board of Certification Standards of Professional Practice. Our high quality of athletic healthcare is provided in combination with the education of athletic training students.



Southeast Missouri State **REDHAWKS**

SPORTS MEDICINE





**Dr. Carlos Vargas
became the 18th
president of Southeast
Missouri State
University on July 1, 2015.**

PRESIDENT VARGAS

Dr. Carlos Vargas became the 18th president of Southeast Missouri State University on July 1, 2015, after having served as acting president at Kutztown University of Pennsylvania.

The appointment of Dr. Vargas by the Southeast Missouri State University Board of Regents culminated a comprehensive and wide-ranging search process that began in the fall of 2014.

When named as the University's 18th president, Dr. Vargas said, "Southeast Missouri State University is an outstanding university with a national reputation, and I am honored to have been selected as its next president." Vargas said that as he became more familiar with the university,

he was impressed with various aspects of Southeast including its core mission, accreditation efforts, online programs, faculty and staff, and the quality and diversity of its students.

"When I visited the Southeast Missouri State University campus, I was impressed with the institution's long history of service to the region and its unique strengths," Vargas said. "I know Southeast is deeply committed to being accessible and affordable, and continuing to offer accredited academic programs where graduates can meet the needs of employers."

Dr. Vargas was named acting president of Kutztown University by the institution's Council of Trustees, July 1, 2014, following Kutztown University's succession plan for acting president.

He served as the provost and vice president for academic and student affairs, and had been the school's chief academic officer since 2006.

Prior to his tenure at Kutztown, Dr. Vargas was at Central State University in Wilberforce, Ohio, where he served as provost and vice president for academic affairs. He previously served in several roles at Kent State University (Ohio) for a total of 18 years, including founding director of the program on electron beam technology. He was also Kent's associate dean for research, interim assistant dean for research, and he served as interim assistant dean for the School of Technology. He started his tenure at Kent State in 1985 as a professor, and continued to teach until his

departure from the university.

Dr. Vargas began his career in higher-education at the National Autonomous University of Mexico (UNAM), from which he received a Bachelor of Science degree in physics. His initial appointment was as a senior associate researcher for the Institute of Geophysics, and he later held a similar position for the University's Institute of Physics.

He earned his Ph.D. in physics and aerospace science from the University of Michigan and he has Master of Science degrees from Michigan in physics and aerospace science. He is married to Pam Vargas, who currently serves as director of Research and Grant Development at Southeast, and they have a son, a daughter, and one granddaughter.





Brady Barke was appointed to serve as Southeast's Interim Director of Athletics.

BRADY BARKE

Brady Barke, senior associate to the president at Southeast Missouri State University, was appointed to serve as Interim Director of Athletics.

The appointment came shortly after Mark Alnutt resigned as Southeast's Director of Athletics effective July 31, 2015.

Barke was selected as the Senior Associate to the President and Secretary to the Southeast Missouri State University Board of Regents, and has worked in that role since June 1, 2013.

Barke was closely involved with the hiring of head men's basketball coach Rick Ray and head football coach Tom Matukewicz. Ray was named Southeast's 20th head men's basketball coach on April 13, 2015 and Matukewicz was introduced as the Redhawks 13th head football coach on Dec. 18, 2013.

No stranger to athletics, Barke

began at Southeast in 2008 as Assistant Director of Athletics for Compliance & Eligibility. He was then promoted to Associate Director of Athletics for Compliance and Student Support Services in 2011.

Barke was responsible for administering the comprehensive National Collegiate Athletics Association (NCAA) compliance program, directing the baseball, track and field, and cross country programs, and directly supervising the athletics academic services, strength and conditioning and athletic training units. Barke managed the \$3 million athletics scholarship budget for the University's 15 NCAA sports. He directed the men's basketball and football programs in 2011-12, including football scheduling responsibilities. Additionally, Barke was in charge of converting all compliance paperwork to

electronic format and assisted with solidifying the College Classic football game at Busch Stadium.

Prior to Southeast, Barke served as a governance intern with the NCAA national headquarters in Indianapolis and as a law clerk with the Southern Illinois University-Carbondale Department of Athletics Compliance Office.

Barke was previously a member of the National Association of Athletics Compliance (NAAC) and NAAC Board of Directors. He has facilitated the NCAA Regional Leadership Academy, and served on both the NCAA Sports Wagering Task Force and Olympic Sports Liaison Committee. In addition, he was chair of the NAAC Education Committee.

Barke has a juris doctorate degree from Southern Illinois University School of Law and a

bachelor of science degree in biology from Webster University. While a student at Webster, Barke was a member of both the basketball and golf teams. He earned all-conference honors and received the Student-Athlete of the Year Award as a senior.

Barke is a member of the Missouri Bar and earned his MBA from Southeast.

He and his wife, Halley, made a gift to establish The Brady and Halley Barke Endowed Scholarship in March 2014. The scholarship is awarded to a student enrolled at Southeast with first preference given to a freshman student-athlete with a minimum ACT score of 24 and 3.0 cumulative high school grade point average and financial need.

Brady and Halley reside in Cape Girardeau with their children, Mabrie, Jackson and Kolbe.



MISSION STATEMENT

Southeast Missouri State University Athletics Mission Statement

The mission of Southeast Missouri State University Department of Athletics is to provide a first class, student-athlete centered collegiate experience emphasizing the core values of **academic excellence**, **social development**, and **competitive success**. The Department of Athletics strives to compete at the highest possible level in the Ohio Valley Conference and other conference affiliations. The principles of integrity, student welfare, sportsmanship, ethical conduct, rules compliance, equity and diversity, and the prudent management of resources are the foundation on which we operate.







Southeast Missouri State **REDHAWKS**

The Rick Ray era officially begins at Southeast Missouri in 2015-16.

Ray, the 20th head coach in Southeast history, comes to Cape Girardeau after spending the last three seasons at Southeastern Conference member Mississippi State. He is one of four first-year head coaches in the Ohio Valley Conference, joining SIU Edwardsville's Jon Harris, Murray State's Matt McMahon and Eastern Kentucky's Dan McHale.

"I've always known that Southeast Missouri State has a chance to be a really good program," said Ray during his introductory press conference on Apr. 13, 2015. "When I talked to people about the job here at Southeast, they said it's a sleeping giant. I think we have to make sure we do everything we can to make that come to fruition."

A meticulous leader, tireless worker and relentless recruiter, Ray enters the next chapter of his head coaching career with probably the most inexperienced team in the OVC.

Southeast returns two starters and welcomes seven newcomers, including five freshmen. The Redhawks also have just one senior on their 14-man roster.

"First and foremost, I want to put together a true team," said Ray. "I want for that to mean that our guys care for each other both on and off the court. More importantly, I want our guys to be invested in Southeast Missouri State Basketball, developing a sense of brotherhood and accountability."

Ray expects his young Southeast squad to be competitive as it feverishly works to establish an identity.

"Everytime we step on the court we want to play harder

than the other team, tougher than the other team and smarter than the other team," added Ray. "I think if you can reach those three goals, then what you have is a process that leads to success."

Here is a closer look at the Redhawks:

Backcourt

All of Southeast's returning experience lies in the backcourt and on the perimeter this season.

At point guard, the Redhawks are fortunate to have **Marcus Wallace (Little Rock, Ark.)** and **Jamaal Calvin (Chattanooga, Tenn.)** back.

Wallace and Calvin, both capable of starting at the point, saw a lot of playing time last season.

Wallace appeared in 29 games and made two starts, averaging just under five points per game (4.9) as a true freshman. A two-time OVC Freshman of the Week, Wallace shot 47 percent from the field and ranked third on the team with 35 steals.

Calvin played in 27 games and started seven contests in his first year as a scholarship player. He ranked third on the team with 23 three-pointers made and missed just four times at the free throw line (19-of-23).

"The thing that stands out most to me about Marcus and Jamaal is effort," said Ray. "Their effort is always at a high level. The other thing you want at the point guard position is intelligence and I think both of those guys are smart kids. They are going to be able to know what your gameplan is and be the conductor of our team."

Perimeter

The Redhawks' two returning starters are on the perimeter.

Junior **Antonius Cleveland (Memphis, Tenn.)**, who earned Preseason All-OVC honors for the first time in his career, looks to have another big season.

Cleveland (6-6, 188) grew four inches over the last three years and was one of two players who started all 30 games in 2014-15.

He ranked second on the team in scoring (10.8 ppg) and third in rebounding (4.8 rpg). Cleveland was also among the Redhawks top leaders in assists (3rd, 55) and steals (2nd, 38). He was 14th in the OVC in steals (1.3 spg) and 26th in scoring, as well.

"I'd be disappointed and surprised if Antonius, at the end of the basketball season, isn't one of the better players in the OVC," commented Ray. "He's a difference-maker and has the size and length to be a true perimeter player. His size and length gives him the ability to see things. When Antonius has the ball in his hands, he can see over the defense, who's open and who's not open. I think he's a guy that's going to be a matchup problem for other teams because we can put him in a lot of different areas and he still has the ability to score."

Isiah Jones (Pulaski, Ill.) is the lone senior on the team.

Jones played in 30 games and made 19 starts as a walk-on last season. He led the team and ranked sixth in the OVC with 65 three-pointers made. Jones boasted the best 3-point field goal percentage among Southeast's starters, knocking



HEAD COACH RICK RAY

SEASON OUTLOOK

down nearly 40 percent of his shots. In addition, he ranked second on the team with 57 assists and contributed 19 steals. Jones earned a scholarship following his productive 2014-15 campaign.

"The one thing Isaiah really brings to our team is his ability to make shots," said Ray. "You have to be able to score the basketball. His ability to make shots can stretch the defense and make other guys around him better."

Fellow returnees **Ladarius Coleman (Memphis, Tenn.)** and **J.T. Jones (Sikeston, Mo.)**, along with freshmen **Eric McGill (Memphis, Tenn.)** and **Robby Dosier (Carbondale, Ill.)** widen the depth.

Coleman contributed 27 points and 16 rebounds in 10 games off the bench last season. He knocked down 84.6 percent (11-of-13) of his free throws and added a pair of 3-pointers.

A walk-on, Jones scored 20 points and pulled down 16 rebounds in 12 games.

"Both Ladarius and J.T. help us because they can play multiple positions," quoted Ray. "They are strong, physical and don't mind going out there and mixing it up. They are willing to use their body in order to get defensive rebounds, offensive rebounds and set good screens."

McGill comes to Southeast from Bartlett High School, where he was a two-time All-District and All-Metro selection. He averaged 20 points, six assists and 2.5 steals per game as a senior.

Dosier has the ability to get to the rim and knock down

shots. He was a two-year starter at Marion High School, averaging 13 points a game as a senior. Dosier helped lead the Wildcats to their first regional championship in 27 years.

"Eric and Robby have the ability to help us, and making that leap from high school basketball to college basketball will be important," said Ray.

Frontcourt

The frontcourt is the biggest question mark as none of Southeast's forwards have played NCAA Division I basketball in the OVC.

Trey Kellum (6-7, 215, Peoria, Ill.) does have previous Division I experience having played two seasons at Florida A&M. Kellum returns after sitting out the 2014-15 season due to NCAA Division I transfer regulations.

"Trey has played basketball at this level before so what stands out about him right away is the physicality he plays the game with," said Ray. "He's able to rebound, defend and use his body because he has some maturity in that standpoint."

Junior transfers **Joel Angus III (6-7, 215, Brooklyn, N.Y.)**, and **Xavion Dillon (6-7, 220, Tylertown, Miss.)**, and freshmen **Tony Anderson (6-9, 230, Columbus, Ohio)** and **Jaylin Stewart (6-7, 270)** tack on some more size.

Angus III was the first to sign a National Letter of Intent under Ray. He spent last season at Monroe College in New Rochelle, New York, leading the Mustangs to a National Junior College Athletic Association Region XV



Championship. Angus III started 15 games, ranking first on the team in scoring (15.4 ppg), rebounding (8.5 rpg), minutes (32.3 mpg) and field goal percentage (.550).

"Joel is probably the strongest guy on our team and it shows on the court," said Ray. "He's a very bright young man. You only have to tell him something once and he picks up on it right away."

Dillon spent the last two seasons at Southwest Mississippi Community College. He led his team in rebounding (7.4 rpg) and blocks (28), and ranked third in scoring (10.8 ppg) as a sophomore.

"Xavion is a guy that plays extremely hard and uses his athleticism," described Ray. "There's never going to be a problem with effort on

his part."

Anderson is the tallest player on the roster. He joins the Redhawks from Groveport Madison High School located on the outskirts of Columbus, Ohio.

Anderson was a First-Team Ohio Capital Conference and Second-Team All-District honoree who averaged 18 points and 11 rebounds his senior year.

A three-star recruit by Rivals.com, Anderson played his first two prep seasons at Marion-Franklin High School before transferring to the prestigious Oak Hill Academy in Virginia for his junior year. Oak Hill Academy has produced players such as Carmelo Anthony, Rajon Rondo, Jerry Stackhouse and Brandon Jennings.

"Tony has been exposed to competition and I think that's



Southeast Missouri State REDHAWKS

the thing that has helped him,” commented Ray. “During his time at Oak Hill Academy, he was going up against very good players day-in and day-out in practice.”

Walk-on **Kyle Gullett (Paintsville, Ky.)** rounds out this year's team.

Gullett attended Johnson Central High School, where he became the 24th member of the school's 1,000-point club. He was named the Kentucky Association of Basketball Coaches Region 15 Player of the Year after leading his team with 19 points, eight rebounds and three blocks a game as a senior.

“Kyle is probably our best frontcourt shooter,” said Ray. “He’s a bright young man who has been a pleasant surprise for us in practice.”

Gullett accumulated a 4.0 grade point average and was No. 1 in his class at Johnson Central High School.

Show Me Center Revived

The Show Me Center, which has served as the home of Redhawk Basketball since 1987, received several new renovations prior to the 2015-16 season.

New telescopic seating and a state of the art center-hung video board were added, and improvements to lighting and sound systems were made to one of the top basketball venues in the OVC.

“I think you have that ‘Wow’ factor when you walk into the Show Me Center,” said Ray. “The recent upgrades really enhance the gameday atmosphere and give us a big time home environment. It’s exciting for our players.”

Southeast gets to show off its re-vamped facility 14 times this season.

Redhawks Picked to Finish Fourth in OVC West

Southeast was predicted to finish fourth in the OVC West Division this season, according to the league's preseason poll released Oct. 20.

The Redhawks tallied 72 points in the overall voting by OVC head coaches and sports information directors.

Murray State, the defending regular-season champion, secured 15 of the 24 first-place votes and 125 points as this year's West Division favorite, while UT Martin (9 first-place votes, 115 pts.) and Eastern Illinois (88 pts.) were also picked ahead of Southeast. Austin Peay (57 pts.) and SIU Edwardsville (35 pts.) closed out the West.

Belmont, the defending OVC Tournament Champion, was picked as the overall 2015-16 preseason favorite.

The Bruins earned 22 of 24 first-place votes and were an overwhelming favorite to win the East Division. Belmont, which received 132 points, finished first in the East in each of the first three years of divisional play.

Morehead State (1 first-place vote, 105 pts.), Eastern Kentucky (1 first-place vote, 88 pts.), Tennessee Tech (67 pts.), Jacksonville State (52 pts.) and Tennessee State (48 pts.) completed the East Division.

2015-16 OVC Preseason Poll

Overall OVC Champion: Belmont

East

Belmont (22)	132
Morehead State (1)	105
Eastern Kentucky (1)	88
Tennessee Tech	67
Jacksonville State	52
Tennessee State	48

West

Murray State (15)	125
UT Martin (9)	115
Eastern Illinois	88
Southeast Missouri	72
Austin Peay	57
SIUE	35

Cleveland Lands Spot on Preseason All-OVC Team

Southeast is one of seven different schools represented on the 2015-16 OVC Preseason Men's Basketball team.

Junior guard **Antonius Cleveland (Memphis, Tenn.)** garnered the honor for the first time in his career.

Cleveland shot 47.2 percent from the field and averaged 10.8 points, 4.8 rebounds and 1.8 assists in 30 starts a year ago.

Belmont senior Craig Bradshaw was named the OVC Preseason Player of the Year, while Alex Anderson (G, UT Martin), Trae Anderson (G/F, Eastern Illinois), Brent Arrington (G, Morehead State), Evan Bradds (F, Belmont), Chris Horton (C, Austin Peay), Twymond Howard (F, UT Martin), Cornell Johnston (G, Eastern Illinois) and Jeffery Moss (F, Murray State) also joined the 10-member Preseason All-OVC team.



ISIAH JONES

SEASON OUTLOOK



Schedule

A 29-game schedule with eight non-conference road matchups presents a tough test for Southeast in 2015-16.

Southeast begins the year with six of its first seven games on the road and will be away from Cape Girardeau for nearly the entire month of November.

"I would venture to say that our non-conference schedule will be the most challenging of any OVC institution," said Ray. "Not only are we playing quality opponents, but we are playing the majority of those opponents on the road in very tough environments. With our seven newcomers, a difficult non-conference schedule should prepare us for the rigors of OVC competition."

The Redhawks embark on a four-game road trip to start the year, visiting Dayton (Nov. 13), Evansville (Nov. 15), Alabama A&M (Nov. 19) and Texas-Rio

Grande Valley (Nov. 24).

Southeast's season-opener at Dayton marks the first-ever meeting between the schools. The Flyers, who went 27-9 overall and advanced to the third round of the NCAA Tournament a year ago, currently own a 22-game winning streak at home. Dayton appeared in the NCAA Tournament each of the last two seasons.

Two days later, the Redhawks travel to Missouri Valley Conference foe Evansville. Southeast will square off against the Purple Aces for the first time since 2007-08.

Southeast faces Alabama A&M (Nov. 19) on the backend of a home-and-home series after beating the Bulldogs, 85-51, in Cape Girardeau last season. Texas-Rio Grande Valley (Nov. 24), formerly UT-Pan American, closes out the lengthy stretch.

Other non-conference road

games include regional rival Southern Illinois (Dec. 2), Memphis (Dec. 5), Northern Kentucky (Dec. 19) and Missouri State (Dec. 22). Southeast's game at Memphis will be televised on the CBS Sports Network.

Southeast, which has a total of 14 home games (one exhibition), hosts Loyola Marymount (Nov. 28), Bowling Green (Dec. 8), Ole Miss (Dec. 12), Harris-Stowe (Dec. 27) and Hannibal-LaGrange (Jan. 19) in non-league action.

Ole Miss, another 2015 NCAA Tournament team, will be the first Southeastern Conference opponent to play at the Show Me Center. The Ole Miss game airs live on the American Sports Network.

Southeast's 16-game OVC slate involves home dates with Belmont (Dec. 31), Tennessee State (Jan. 2), Jacksonville State (Jan. 13), UT Martin (Jan. 23), Austin Peay (Jan. 30), Murray State (Feb. 4), SIU Edwardsville (Feb. 18) and Eastern Illinois (Feb. 20). The Redhawks and Racers will play on ESPNU.

Taylor Barnette hit a 3-pointer with 3.2 seconds left to send Belmont to the 2015 NCAA Tournament with an 88-87 victory over No. 25 Murray State in last year's OVC Tournament championship. The Bruins ended the Racers 25-game winning streak.

The rest of the Redhawks conference schedule includes trips to Morehead State (Jan. 7), Eastern Kentucky (Jan. 9), Tennessee Tech (Jan. 16), SIUE (Jan. 28), Eastern Illinois (Feb. 6), UT Martin (Feb. 11), Murray State (Feb. 13) and Austin Peay (Feb. 27).

Quick Facts

Location.....	Cape Girardeau, Mo.
Founded.....	1873
Enrollment.....	12,087
Nickname.....	Redhawks
Colors.....	Red & Black
Affiliation.....	NCAA Division I
Conference.....	Ohio Valley
Facility.....	Show Me Center (7,000)
President.....	Dr. Carlos Vargas
Interim AD.....	Brady Barke
Website.....	GoSoutheast.com
Ticket Office Phone.....	(573) 651-2113

Team Information

2014-15 Record.....	13-17
Home.....	9-5
Away.....	4-10
Neutral.....	0-2
OVC Record/Finish/West....	7-9/8th/5th
Home.....	4-4
Away.....	3-5
Starters Returning/Lost.....	2/3
Lettermen Returning/Lost.....	6/7

Southeast hosts Missouri S&T in exhibition play on Nov. 7 before tipping off its season at Dayton.

Men's Basketball Rules Changes Effective for 2015-16

The NCAA Men's Basketball Rules Committee made more than 25 rules changes, most of which increase the pace of play, reduce the number of stoppages and provide better balance between offense and defense.

Some of these rules changes include the shot clock reduced from 35 seconds to 30 seconds; the restricted area arc expanded from 3' to 4' to increase freedom of movement for offensive players by reducing the potential for collisions under the basket; reduction of 30-second timeouts from four to three (only two carry over to the second half); and coaches can only call timeouts during a dead ball situation.



Southeast Missouri State REDHAWKS

Numerical Roster

No.	Name	Pos.	Ht.	Wt.	Cl.	Yr.	Hometown (High School/College)
0	Jaylin Stewart	F	6-7	210	Fr.	1st	Tallahassee, Fla. (Godby)
1	Tony Anderson	F	6-9	230	Fr.	1st	Columbus, Ohio (Groveport Madison)
2	Isiah Jones	G	6-4	193	Sr.	5th	Pulaski, Ill. (Christian Life Academy/Odessa College)
3	Eric McGill	G	6-2	170	Fr.	1st	Memphis, Tenn. (Bartlett)
4	Antonius Cleveland	G	6-6	188	Jr.	3rd	Memphis, Tenn. (Faith Baptist Christian Academy (Ga.)
5	Joel Angus III	F	6-7	215	Jr.	3rd	Brooklyn, N.Y. (Putnam Science Academy/Monroe College)
10	Robby Dosier	G	6-3	170	Fr.	1st	Carbondale, Ill. (Marion)
11	Marcus Wallace	G	6-1	175	So.	2nd	Little Rock, Ark. (Pulaski Academy)
12	Jamaal Calvin	G	6-1	181	Jr.	3rd	Chattanooga, Tenn. (McCallie Prep)
13	Trey Kellum	F	6-7	215	Jr.	4th	Peoria, Ill. (Peoria Central/Florida A&M)
21	Kyle Gullett*	F	6-6	205	Fr.	1st	Paintsville, Ky. (Johnson Central)
23	Xavion Dillon	F	6-7	220	Jr.	3rd	Tylertown, Miss. (Tylertown/Southwest Mississippi CC)
25	Ladarius Coleman	G/F	6-5	200	So.	2nd	Memphis, Tenn. (White Station)
33	J.T. Jones*	G	6-3	200	So.	2nd	Sikeston, Mo. (Sikeston)

Alphabetical Roster

No.	Name	Pos.	Ht.	Wt.	Cl.	Yr.	Hometown (High School/College)
1	Tony Anderson	F	6-9	230	Fr.	1st	Columbus, Ohio (Groveport Madison)
5	Joel Angus III	F	6-7	215	Jr.	3rd	Brooklyn, N.Y. (Putnam Science Academy/Monroe College)
12	Jamaal Calvin	G	6-1	181	Jr.	3rd	Chattanooga, Tenn. (McCallie Prep)
4	Antonius Cleveland	G	6-6	188	Jr.	3rd	Memphis, Tenn. (Faith Baptist Christian Academy (Ga.)
25	Ladarius Coleman	G/F	6-5	200	So.	2nd	Memphis, Tenn. (White Station)
23	Xavion Dillon	F	6-7	220	Jr.	3rd	Tylertown, Miss. (Tylertown/Southwest Mississippi CC)
10	Robby Dosier	G	6-3	170	Fr.	1st	Carbondale, Ill. (Marion)
21	Kyle Gullett*	F	6-6	205	Fr.	1st	Paintsville, Ky. (Johnson Central)
2	Isiah Jones	G	6-4	193	Sr.	5th	Pulaski, Ill. (Christian Life Academy/Odessa College)
33	J.T. Jones*	G	6-3	200	So.	2nd	Sikeston, Mo. (Sikeston)
13	Trey Kellum	F	6-7	215	Jr.	4th	Peoria, Ill. (Peoria Central/Florida A&M)
3	Eric McGill	G	6-2	170	Fr.	1st	Memphis, Tenn. (Bartlett)
0	Jaylin Stewart	F	6-7	210	Fr.	1st	Tallahassee, Fla. (Godby)
11	Marcus Wallace	G	6-1	175	So.	2nd	Little Rock, Ark. (Pulaski Academy)

Head Coach: Rick Ray, First Year (Grand View College, 1994)

Assistant Coaches: Adam Gordon, First Year (Tampa, 2006), Chris Moore, First Year (Kentucky State, 1991), Jamie Rosser, Seventh Year (Arkansas State, 2001)

Director of Operations: Nick Lagroone, First Year (Southern Wesleyan, 2011)

Graduate Manager: David Potter, First Year (Clemson, 2010)

* - Walk-on

» Breakdown by Class

Total Squad Members.....	14
Seniors.....	1
Juniors.....	5
Sophomores.....	3
Freshmen.....	5

» Geographical Breakdown

Arkansas.....	1
Illinois.....	3
Florida.....	1
Kentucky.....	1
Mississippi.....	1
Missouri.....	1
New York.....	1
Ohio.....	1
Tennessee.....	4

» Breakdown by Position


Guard.....	8
Forward.....	6

» Pronunciation Guide


Joel.....	joe-ELLE
Xavion.....	EGG-zay-vee-on




2015-16 ROSTER




JAYLIN STEWART
F / 6-7 / 210 / Fr.
Tallahassee, Fla.




TONY ANDERSON
F / 6-9 / 230 / Fr.
Columbus, Ohio



ISIAH JONES
G / 6-4 / 193 / Sr.
Pulaski, Ill.



ERIC MCGILL
G / 6-2 / 170 / Fr.
Memphis, Tenn.




ANTONIUS CLEVELAND
G / 6-6 / 188 / Jr.
Memphis, Tenn.



JOEL ANGUS III
F / 6-7 / 215 / Jr.
Brooklyn, N.Y.



ROBBY DOSIER
G / 6-3 / 170 / Fr.
Carbondale, Ill.




MARCUS WALLACE
G / 6-1 / 175 / So.
Little Rock, Ark.




JAMAAL CALVIN
G / 6-1 / 181 / Jr.
Chattanooga, Tenn.




TREY KELLUM
F / 6-7 / 215 / Jr.
Peoria, Ill.



KYLE GULLETT
F / 6-6 / 205 / Fr.
Paintsville, Ky.



XAVION DILLON
F / 6-7 / 220 / Jr.
Tylertown, Miss.



LADARIUS COLEMAN
G/F / 6-5 / 200 / So.
Memphis, Tenn.



J.T. JONES
G / 6-3 / 200 / So.
Sikeston, Mo.



RICK RAY
Head Coach
First Year



ADAM GORDON
Assistant Coach
First Year




CHRIS MOORE
Assistant Coach
First Year



JAMIE ROSSER
Assistant Coach
Seventh Year



NICK LAGROONE
Director of Operations
First Year









DAVID POTTER
Graduate Manager
First Year



Southeast Missouri State REDHAWKS

NOVEMBER

Sunday	Monday	Tuesday	Wednesday	Thursday	Friday	Saturday
1	2	3	4	5	6	7 
8	9	10	11	12	13 	14
15 	16	17	18	19 	20	21
22	23	24 	25	26	27	28 
29	30					



7 Missouri S&T (exhibition)
13 at Dayton
15 at Evansville
19 at Alabama A&M









2 p.m.
6 p.m.
2 p.m.
7 p.m.

24 at Texas-Rio Grande Valley
28 Loyola Marymount OVC DN

7 p.m.
7 p.m.

Home Games in **Bold**
OVC DN - OVC Digital Network
All Times Central & Subject to Change

DECEMBER

Sunday	Monday	Tuesday	Wednesday	Thursday	Friday	Saturday
		1	2 	3	4	5 
6	7	8 	9	10	11	12 
13	14	15	16	17	18	19 
20	21	22 	23	24	25	26
27 	28	29	30	31 		



2 at Southern Illinois
5 at Memphis CBS Sports Network
8 Bowling Green OVC DN
12 Ole Miss American Sports Network
19 at Northern Kentucky

7:05 p.m.
6 p.m.
7 p.m.
2 p.m.
6 p.m.










22 at Missouri State
27 Harris-Stowe OVC DN
31 Belmont* OVC DN

7:05 p.m.
2 p.m.
Noon

Home Games in **Bold**
* - Ohio Valley Conference Game
OVC DN - OVC Digital Network
All Times Central & Subject to Change

2015-16 SCHEDULE

JANUARY

Sunday	Monday	Tuesday	Wednesday	Thursday	Friday	Saturday
					1	2 
3	4	5	6	7 	8	9 
10	11	12	13 	14	15	16 
17	18	19 	20	21	22	23 
24 31	25	26	27	28 	29	30 



2 Tennessee State* OVCDN	4:15 p.m.	19 Hannibal-LaGrange OVCDN	7 p.m.	Home Games in Bold
7 at Morehead State* OVCDN	5 p.m.	23 UT Martin* OVCDN	4:15 p.m.	* - Ohio Valley Conference Game
9 at Eastern Kentucky* OVCDN	1 p.m.	28 at SIUE* CBS Sports Network	8 p.m.	OVCDN - OVC Digital Network
13 Jacksonville State* OVCDN	7:45 p.m.	30 Austin Peay* OVCDN	4:15 p.m.	All Times Central & Subject to Change
16 at Tennessee Tech* OVCDN	7:30 p.m.			

FEBRUARY

Sunday	Monday	Tuesday	Wednesday	Thursday	Friday	Saturday
	1	2	3	4 	5	6 
7	8	9	10	11 	12	13 
14	15	16	17	18 	19	20 
21	22	23	24	25	26	27 
28	29					

















4 Murray State* ESPN	8 p.m.	20 Eastern Illinois* OVCDN	4:15 p.m.	Home Games in Bold
6 at Eastern Illinois* American Sports Network	11 a.m.	27 at Austin Peay* OVCDN	7 p.m.	* - Ohio Valley Conference Game
11 at UT Martin* OVCDN	6 p.m.			OVCDN - OVC Digital Network
13 at Murray State* OVCDN	7 p.m.			All Times Central & Subject to Change
18 SIUE* OVCDN	7 p.m.			



Southeast Missouri State REDHAWKS



MARCH

Sunday	Monday	Tuesday	Wednesday	Thursday	Friday	Saturday
		1	2 	3 	4 	5 
6	7	8	9	10	11	12
13	14	15 	16 	17 	18 	19 
20 	21	22	23	24 	25 	26 
27 	28	29	30	31		



2 OVC Tournament (First Round) ^{OVC DN}
 3 OVC Tournament (Quarterfinals) ^{OVC DN}
 4 OVC Tournament (Semifinals) ^{ESPN2}
 5 OVC Tournament (Finals) ^{ESPN2}
 15-16 NCAA Tournament (First Four)
 17-18 NCAA Tournament (First Round)
 19-20 NCAA Tournament (Second Round)
 24-25 NCAA Tournament (Sweet 16)
 26-27 NCAA Tournament (Elite 8)

APRIL

Sunday	Monday	Tuesday	Wednesday	Thursday	Friday	Saturday
					1	2 
3	4 	5	6	7	8	9
10	11	12	13	14	15	16
17	18	19	20	21	22	23
24	25	26	27	28	29	30



2 NCAA Tournament (Final Four)
 4 NCAA Tournament (National Championship)



COACHING STAFF





Southeast Missouri State **REDHAWKS**



Rick Ray ushers in a new era of basketball at Southeast Missouri in 2015-16.

Rick Ray was introduced as the 20th head coach in Southeast Missouri men's basketball history on April 13, 2015.

Ray, who agreed to a four-year contract that will run through 2019, is the first African-American head coach in the 108-year history of the program.

"I've always known that Southeast Missouri State has a chance to be a really good program," said Ray. "When I talked to people about the job here at Southeast, they said it's a sleeping giant. I think we have to make sure we do everything we can to make that come to fruition."

Assembling a coaching staff and filling out a roster were the top orders of business when Ray hit the ground running last spring.

RICK RAY

Head Coach • First Year • Grand View College, 1994

Ray first retained assistant coach Jamie Rosser, who begins his seventh year at Southeast in 2015-16. Adam Gordon and Nick Lagroone then joined the Redhawks staff after previously working alongside Ray at Mississippi State. Gordon was hired as an assistant coach, while Lagroone took over as director of operations. Chris Moore, who has over 20 years of experience and brings an outlook from nearly every level of basketball, was the final assistant added. Former Clemson standout David Potter, a graduate manager, completed this year's staff.

Next, Ray worked relentlessly to fill his six available roster spots and successfully completed that task with a nice balance of size and athleticism. Three of his first-year players are 6'7", while another stands at 6'9", giving the Redhawks a much bigger squad this season.

Once this year's team was in place, Ray immediately turned his attention to academics. He challenged his players to excel in the classroom and they did so by accumulating a 3.38 grade point average, the program's highest in a summer term.

Twelve of the 15 players enrolled in summer classes posted a 3.0 or higher GPA. To take it even further, Ray convinced other players to remain on campus and finish what they started. As a result, seven players graduated. Nino Johnson, Jarekious Bradley,

Darrian Gray and J.J. Thompson, along with former players Corey Wilford, Waylon Jones and Dainmon Gonner all earned their bachelor degrees.

"I challenged our players to have the best summer ever for men's basketball," said Ray. "I wanted nothing but A's and B's and I am so proud of each individual player on our team for meeting that challenge. I also told them, this summer's team GPA must become the norm and not the exception."

While Ray worked diligently to get his program moving in the right direction over the first several months on the job, a number of renovations took place in the home of Redhawk Basketball.

The Show Me Center, one of the best basketball arenas in the Ohio Valley Conference, received a huge makeover. A new state-of-the-art center-hung video board, brand new telescopic seating and a new exterior roof were added, while additional improvements to lighting and sound systems were made.

All renovations were completed for the 2015-16 campaign and the Redhawks will get to show off their revived facility a total of 14 times this year.

Prior to Southeast, Ray spent three seasons as head coach at Mississippi State. He led the Bulldogs to a 2-2 mark in the

SEC Tournament, including an upset win against Vanderbilt in 2013-14. Ray helped the development of two All-SEC freshmen in Craig Sword and Gavin Ware, as his recruiting classes received national attention. In addition, Ray had a 100 percent graduation rate during his tenure at MSU.

Certainly no stranger to NCAA postseason play, Ray has been an assistant at three different institutions that enjoyed success at the highest level.

Before arriving in Starkville, Mississippi, Ray spent two seasons at Clemson, where he was associate head coach to Brad Brownell. Ray also spent four successful years on the staff of Matt Painter at Purdue. He began his Division I coaching career at Indiana State, serving seven seasons.

All three programs participated in the NCAA Tournament.

While at Clemson coaching in the highly-competitive Atlantic Coast Conference, the Tigers won 38 games during Ray's two-year stint as associate head coach. In 2010-11, the Tigers finished the year with a 22-12 overall record and 9-7 mark in the ACC en route to making the NCAA Tournament for the fourth-straight season. Clemson advanced to the second round of the tournament that year.

Ray was an assistant coach from 2006-10 under Painter at Purdue, where the Boilermakers won 103 games during his first four years on staff, including 15 victories over Top 25

HEAD COACH RICK RAY

competition. During his tenure, Purdue advanced to the NCAA Tournament each season and made the Sweet 16 his last two years there.

In 2009, the Boilermakers won the Big Ten Tournament and secured a No. 5 seed in the NCAA Tournament. A year later, Ray helped the Boilermakers to 29 wins, tied for the most in Purdue history for a single season. Purdue earned a No. 4 seed and lost in the round of 16 to eventual NCAA champion Duke during the 2010 NCAA Tournament.

Ray was part of the 2006-07 Purdue staff that signed arguably the top class in school history, a group that was rated No. 5 nationally by Scout.com and No. 6 by Rivals.com. That class included All-Americans Robbie Hummel and JaJuan Johnson and current NBA player E'Twaun Moore.

While at Purdue, Ray was on Painter's staff that also included Cuonzo Martin, who recently completed his first season at Cal, and Paul Lusk, who is head coach at Missouri State.

Ray coached at Missouri Valley Conference member Indiana State for a period of seven years (1997-2004), helping ISU to consecutive 20-win seasons and NCAA Tournament appearances in 1999-2000 and 2000-01. In 1999-2000, the Sycamores compiled a 14-4 record in the MVC and won the regular season title. ISU then won the MVC Tournament the following season. The Sycamores later upset No. 4 seed Oklahoma

in the first round of the 2001 NCAA Tournament. In addition, Ray was part of the ISU staff that defeated perennial power Indiana in back-to-back seasons.

Following his time at ISU, Ray spent two seasons (2004-06) as an assistant coach and recruiting coordinator at Northern Illinois. In 2005-06, the Huskies were regular season Western Division champions in the Mid-American Conference for the first time in school history with a 17-11 overall record and 12-6 ledger in the MAC.

Ray began his coaching career as a graduate assistant at the University of Nebraska-Omaha, a Division II program. He helped orchestrate a seven-win turnaround during his second season in 1996-97.

A standout player for Grand View College (Iowa), Ray was an All-American Scholar-Athlete and honorable mention all-conference performer in 1993. He earned his undergraduate degree in applied mathematics and secondary education from Grand View in 1994. Ray received his master's degree

in athletic administration from Nebraska-Omaha in 1997.

Those type of heralded credentials helped Ray make the transition to head coach.

In 2013, he was the recipient of Grand View's Distinguished Alumni Award.

Born in Gardena, Calif., Ray moved to Kansas City, Kan. with his family when he was six years old.

Ray and his wife, Breyana, have two sons, Deacon and Mason, and a daughter, Katriece.

Ray was introduced as the 20th head coach in Southeast Missouri men's basketball history on Apr. 13, 2015.





Southeast Missouri State **REDHAWKS**

What They Are Saying About Rick Ray



"Over the last three years, we have had the chance to compete against Rick's teams. They played extremely hard and were always well-prepared. Getting to know Rick personally, he is even a better guy."

Billy Donovan

OKC Thunder Head Coach



"Rick Ray is an outstanding hire for Southeast Missouri State University. He is a terrific basketball coach with an excellent feel for the game. It won't take long for Southeast Missouri to become one of the best defensive teams in the Ohio Valley Conference. He has a true passion for recruiting and will be an excellent role model and mentor to the young men in his program."

Brad Brownell

Clemson Head Coach



"Rick is a great coach and a strong leader. I had the privilege of working alongside him on the Purdue coaching staff where we enjoyed great success. Rick is a very genuine person who values the people around him. His work ethic and knowledge of the game has made him a very well-respected mentor in our profession. I wish him all the best in his new post at Southeast Missouri State."

Cuonzo Martin

Cal Head Coach



"Rick is one of the brightest young coaches in the country. He can do it all and will breathe life into the Southeast Missouri program. Not only is he an outstanding coach and recruiter, he's an even better person. Rick brings a wealth of basketball knowledge having worked for some of the best coaches in the country. There's no doubt he will be very successful. Southeast Missouri got a great one!"

Greg Lansing

Indiana State Head Coach



"Rick Ray is a teacher of winning in life. He is a man of character that will bring excellence to Southeast Missouri State. His team will play the game the right way. No team will outwork, out-tough or be better prepared than a Rick Ray team."

Frank Martin

South Carolina Head Coach



"Rick Ray is a fantastic hire for Southeast Missouri State. He is not only a quality individual who can help build their program the right way, but he is a difference maker who has a proven track record as a recruiter and tactician. Their fans should be very excited about what's in store for the future of that program."

Paul Lusk

Missouri State Head Coach



HEAD COACH RICK RAY



"Rick Ray will have great success in the coaching business. He is an extremely hard worker, exhibits great passion for developing players and operates with high ethics. The Southeast Missouri basketball community should be ecstatic about having Rick Ray to captain the ship!"

Earl Grant

College of Charleston Head Coach



"Rick has one of the most knowledgeable basketball minds in the business. Along with his ability to relate to his players, Southeast Missouri has made a home run hire."

Kareem Richardson

Missouri-Kansas City
Head Coach



What Former Players Are Saying . . .

"The No. 1 thing I noticed from the beginning was his competitiveness to win. Whether it was practice, film sessions or games, that edge never changes. He was always competitive and wanted to win. He taught me to be competitive, no matter the situation. I know what kind of guy he is, and that he's going to bring it 100 percent every day."

Carl Landry, former Purdue standout now with the Sacramento Kings.

"I met Coach when I was 16. But before he was my coach, he was my math tutor. That's how we originally got to know each other. Algebra was not my strong suit, so thank goodness he knew all there was about math. He taught me a lot of things, but without question the thing he taught me the most was the value of hard work. That's a term we all throw around as if it is a given or that everybody does it."

Nate Green, former NBA and Indiana State great.

"I was fortunate to play under Coach Ray. The biggest thing about him is how great he is at developing your skills. I think we all really improved under his watch. Coach Ray knew his stuff offensively and defensively. Whether it's recruiting, or watching film, his work ethic has always been tremendous. But, his greatest strength is that he's a great person."

Robbie Hummel, former Purdue All-American who is now playing in Europe.

"I honor Coach Ray for his unwavering standards of excellence, work ethic and accountability on and off the court. He's a culture shifter and I've learned so much from him. I respect him for being a go-getter with a never quit attitude. I know the future is bright for Coach Ray."

Tyson Cunningham, former Mississippi State guard and team captain.



Southeast Missouri State REDHAWKS

Rick Ray File

Family

Wife: Breyana
Children: Katriece
Deacon
Mason

Educational Background

High School: Sumner Academy of Arts & Sciences, 1988
College: Grand View College, 1994
Graduate School: Nebraska-Omaha, 1997

Playing Experience

Spent first two years of college basketball at Labette Community College in Parsons, Kan., before concluding his career at Grand View College in Des Moines, Iowa, where he was an honorable mention all-conference standout.



Year-by-Year Records

<u>Year</u>	<u>School</u>	<u>Assignment</u>	<u>Record</u>	<u>Conference Record</u>	<u>Postseason</u>
1995-96	Nebraska-Omaha	Graduate Assistant	-	-	-
1996-97	Nebraska-Omaha	Graduate Assistant	-	-	-
1997-98	Indiana State	Assistant Coach	16-11	10-8	-
1998-99	Indiana State	Assistant Coach	15-12	10-8	-
1999-2000	Indiana State	Assistant Coach	22-10	14-4	NCAA Tournament First Round
2000-01	Indiana State	Assistant Coach	22-12	10-8	NCAA Tournament Second Round
2001-02	Indiana State	Assistant Coach	6-22	4-14	-
2002-03	Indiana State	Assistant Coach	7-24	2-16	-
2003-04	Indiana State	Assistant Coach	9-19	5-13	-
2004-05	Northern Illinois	Assistant Coach	11-17	7-11	-
2005-06	Northern Illinois	Assistant Coach	17-11	12-6	-
2006-07	Purdue	Assistant Coach	22-12	9-7	NCAA Tournament Second Round
2007-08	Purdue	Assistant Coach	25-9	15-3	NCAA Tournament Second Round
2008-09	Purdue	Assistant Coach	27-10	11-7	NCAA Tournament Sweet 16
2009-10	Purdue	Assistant Coach	29-6	14-4	NCAA Tournament Sweet 16
2010-11	Clemson	Associate Head Coach	22-12	9-7	NCAA Tournament Second Round
2011-12	Clemson	Associate Head Coach	16-15	8-8	-
2012-13	Mississippi State	Head Coach	10-22	4-14	-
2013-14	Mississippi State	Head Coach	14-19	3-15	-
2014-15	Mississippi State	Head Coach	13-19	6-12	-

Career Record: 37-60 (3 years)

Record at Mississippi State: 37-60, 13-41 SEC

Record as a college assistant/associate head coach: 266-202



ADAM GORDON

Assistant Coach • First Year

Adam Gordon joined the Southeast Missouri men's basketball staff as an assistant coach on May 26, 2015.

Gordon worked the last three years as director of operations on Rick Ray's staff at Mississippi State. He was in charge of travel, camps, scheduling, on-campus recruiting and academic compliance during his stint with the Bulldogs.

Gordon, who hails from Los Angeles, California, also spent time at Northern Colorado and was a graduate assistant at Clemson for three years, working alongside Ray.

A 2006 graduate of Tampa who studied Youth Development and Leadership at Clemson, Gordon was an assistant coach at Central Florida Community College in Ocala, Florida, from 2006-08 before going to Clemson. There, Gordon was responsible for recruiting, player development, opponent scouting, video editing and exchange, and academic counseling. He helped lead the Patriots to a pair of NJCAA Florida State Tournament appearances.

Prior to Central Florida CC, Gordon was head manager and student assistant at the University of Tampa from 2002-06.

Additionally, Gordon was one of the founders of Rising Coaches Elite, an organization that assists young coaches, operations directors and managers with networking and clinics.

Gordon has a wife, Stephan, and a stepson, Bentley.

"I am so grateful to be part of Coach Ray's vision for Southeast Basketball. Coach Ray is an outstanding coach and an even better person. After working with him in an administrative role the last few years, I am thrilled to have the opportunity to get on the court. More importantly, I am excited to help impact the lives of our student-athletes."

Adam Gordon





Southeast Missouri State **REDHAWKS**



CHRIS MOORE

Assistant Coach • First Year

Chris Moore, who coached at Wright State University the last five years, was hired as an assistant coach at Southeast Missouri on June 1, 2015.

Moore has over 20 years of coaching experience and brings an outlook from nearly every level of basketball.

WSU averaged 17.5 wins per season and made a pair of postseason appearances with Moore on its coaching staff.

Prior to that, he worked as an assistant coach for four seasons at Ohio Valley Conference member Morehead State.

Moore teamed with then-head coach Donnie Tyndall to lead MSU to two postseason tournament appearances as the Eagles averaged 18 wins per season. He directed the program's recruiting efforts, which produced two classes ranked in the nation's Top 40. Clark Francis' Hoop Scoop tabbed MSU's 2007 class 31st and 2008 class 34th. Each of those classes were ranked No. 1 in the OVC.

Moore helped MSU enjoy record setting success, including an OVC Tournament title in 2009, back-to-back 20-win seasons for the first time in school history and the Eagles first NCAA Tournament win in 25 years.

Along with his recruiting duties, Moore served as MSU's academic liaison, where he helped raise the team's grade point average.

Before joining the MSU staff, Moore made stops at Bellarmine, Indiana-Southeast and Cincinnati.

At Indiana-Southeast, he worked as an assistant to head coach Walt Corbean in 2002-03. That year, the Grenadiers won a conference championship and advanced to the national tournament.

Over the last 15 years, Moore has coached 15 all-conference performers and 14 players who have gone on to play professionally. He also helped develop three NBA/WNBA draft selections, including Kenneth Faried, K.B. Sharp and Debbie Merrill.

Faried is with the Denver Nuggets and was a member of the NBA 2012 All-Rookie Team. He finished his career at Morehead State as a three-time OVC Defensive Player of the

"I'm excited about getting the opportunity to join Coach Ray and be a part of Southeast Basketball. Coach Ray and I have known each other for the better part of two decades and I have a tremendous amount of respect for him. He is a first-class coach and an even better person. I'm looking forward to the challenge of competing for a championship year-in and year-out."

Chris Moore

Year, two-time OVC Player of the Year and the NCAA's all-time leading rebounder.

Moore was a three-time letterman at Kentucky State University, where he earned Academic All-America honors in 1990-91 and served as team

captain his senior year.

He earned his bachelor's degree in criminal justice from Kentucky State in 1991 and master's degree in sport administration from the University of Louisville in 2000.

Moore has one son, Christian.





JAMIE ROSSER

Assistant Coach • Seventh Year

Jamie Rosser enters his seventh year as an assistant coach at Southeast Missouri.

Last year, Rosser was in charge of scouting and academic performance, while serving as Southeast's co-recruiting coordinator and guards coach.

A native of Memphis, Tennessee, Rosser has helped the Redhawks establish a strong pipeline to one of the region's more prominent basketball hotbeds.

In all, Rosser has recruited eight players from Memphis during his time at Southeast, including First-Team All-Ohio Valley Conference forward Tyler Stone, two-time Second-Team All-OVC forward/guard Jarekious Bradley and Southeast's all-time career blocks leader Nino Johnson. Guard Antonius Cleveland, who returns for his junior year in 2015-16, is also part of that talented group. Stone and Bradley went over 1,000 points in their Redhawk careers.

Rosser spent two years as head girls basketball coach at Overton High School in Memphis. He guided Overton to

a District championship in 2009. The Lady Wolverines were also City and Regional runner-ups that year. Rosser, who earned Coach-of-the-Year honors in both 2008 and 2009 was set to coach Overton's boys and girls teams before accepting his first Division I coaching job at Southeast.

Rosser was the starting point guard as a prep at Overton High School. He started his college basketball playing career at Northwest Community College, where he was rated as the top junior college point guard in the nation. Rosser transferred to Arkansas State in 1999-2000 and later played one year of professional basketball in Lithuania.

In addition, Rosser coached the Memphis Magic AAU team for 16 and 17-year old players. He guided the Magic to a 17-7 record that season.

Rosser is a 2001 graduate of Arkansas State. He and his wife, Crystal, have one daughter, Jada .


"Being able to continue to lead and develop guys here at Southeast is truly a blessing. Coach Ray gave my family and I a great gift to be part of his family. He is a great person and coach, and I can't wait to learn under his leadership."

Jamie Rosser





Southeast Missouri State **REDHAWKS**



NICK LAGROONE

Director of Operations • First Year

Nick Lagroone is in his first year as director of operations for Southeast Missouri's men's basketball program.

Lagroone will be in charge of the day-to-day operations, assisting with scheduling practice and skill workouts, on-campus recruiting, team travel, academics, camps, video and all

other duties as assigned by Ray and his assistant coaches.

He comes to Southeast after coaching one season at Greenforest Christian Academy in Atlanta, Georgia.

As head coach at Greenforest, Lagroone led the Eagles to a 27-2 overall record and undefeated 13-0 mark in the region during the 2014-15 campaign. Greenforest advanced to the state championship game.

Prior to that, Lagroone worked as a graduate assistant under

Ray for two years at Mississippi State.

Lagroone played four years (2007-11) as a guard at Southern Wesleyan University in Central, South Carolina. He was a two-time NAIA All-American and three-time Southern States Athletic Conference honoree. Lagroone finished his college career with 1,645 points and ranked among the top 10 in the NAIA in scoring his final two seasons.



Ryan Johnson
Strength & Conditioning
Coach



Amanda Martin
Co-Head Athletic Trainer



DAVID POTTER

Graduate Manager • First Year

David Potter is in his first year as a graduate manager at Southeast Missouri.

A native of Severn, Maryland, Potter played four seasons at Clemson University from 2006-10. He appeared in all 32 games and made 30 starts at the small forward position as a senior in 2009-10. That year,

Potter ranked second on the team with 48 three-point field goals and averaged a career-best 23.9 minutes per game. He also ranked fourth on the team with 41 steals and turned in nine double-digit scoring performances.

Potter was a steady player and dependable defender, helping lead the Tigers to three consecutive NCAA Tournament appearances for only the second time in school history. He played in all 134 games of his career, improving his scoring and rebounding averages each

season with the program. Potter finished his career with 637 points (4.8 ppg) and 99 steals. He earned Clemson's Defensive Player-of-the-Year Award as a senior and was the recipient of the Tom Lynch Award as the team's most improved player his sophomore season.

Potter joined the NBA D-League Rio Grande Valley Vipers (affiliate of the Houston Rockets) following his college career. He then played overseas with Naglis Palangos in Lithuania.

In high school, Potter rated as the nation's No. 119 prospect according to Rivals.com and was a top 150 player according to Prepstars. Hoop Scoop ranked him as the No. 51 fifth-year senior in the country. Potter averaged 17 points, six rebounds, three assists and two steals per game as a senior. He played at IMG Academy in Bradenton, Florida his final three prep seasons.




PLAYER PROFILES





Southeast Missouri State REDHAWKS



JAMAAL CALVIN

Guard

6-1 | 181 | Junior (3)

Chattanooga, Tenn.

McCallie Prep

12

2014-15: Played in 27 games and made seven starts in his first year as a scholarship player...Averaged 3.9 points in 16.6 minutes per game...Knocked down 23 three-pointers, third-most on the team...Missed just four times at the free throw line (19-of-23)...Started seven-straight games from Jan. 31-Feb. 22...

Recorded double figures in the scoring column five times with a season-high 13 at Jacksonville State (1/14)...Knocked down a season-high four 3-pointers and scored double figures in back-to-back games at UT Martin (1/24) and vs. SIUE (1/29)...Scored 11 points in 19 minutes vs. Alabama A&M (11/29)...Recorded eight of Southeast's first 10 points of the game at Murray State (2/5), his second start of the season...Buried all but seven of his 3-pointers in Ohio Valley Conference play, where he averaged 4.5 points a game...Southeast Scholar-Athlete who made the OVC Commissioner's Honor Roll with a 3.81 GPA.

2013-14: OVC Medal of Honor recipient and Commissioner's Honor Roll selection...Saw action in 29 games and made two starts as a freshman...Averaged 4.7 points and 14.4 minutes per contest...Ranked third on the team with 28 three-point field goals made...Dished out 42 assists and had 25 steals...Scored a season-high 19 points in his first career start vs. Central Baptist (11/11)...Knocked down four threes and made a perfect 3-of-3 free throws in that game...Also started at Murray State (1/2)...Scored double figures seven times and finished the season with 17 points off the bench

in two of his final three games...Had a season-high five assists vs. Austin Peay (2/27)...Played in all but two OVC games...Made 16 of his three-pointers against conference opponents...Initially joined the team as an invited walk-on.

Prep: Averaged 19.9 points, five rebounds, five assists and four steals per game as a senior at McCallie Prep School...Garnered First-Team All-Region and All-District honors his final prep year...Was the Best of Preps Tournament Most Valuable Player...Also a McDonald's All-America nominee...Averaged 15 points, four assists and 2.5 steals per game his junior season...Averaged 12 points per game as a sophomore and nine points per contest as a freshman...Helped lead his team to its first state finals game appearance in school history...Three-year starter and four-year letterman...Also played football and was on the track team...A product of the same prep school as C.J. Reese, one of his current teammates.

Personal: Born February 22, 1995...Majoring in Communications...Son of Tony and Sonia Calvin.

Calvin's Game-by-Game Statistics

2014-15	FG	3P	FT	Q/D	REB	E	PTS	A	TO	B	S	M
at Loyola Marymount	0-3	0-2	2-2	3/1	4	2	2	3	2	0	0	21
vs. San Diego	1-4	0-3	2-2	0/0	0	1	4	1	0	0	0	25
Hannibal-LaGrange	1-2	0-1	0-0	1/0	1	1	2	0	2	0	1	16
at Central Arkansas	0-0	0-0	1-2	0/2	2	0	1	0	1	0	1	8
at Bowling Green	1-3	1-3	0-0	0/1	1	0	3	2	0	0	0	18
Alabama A&M	3-6	3-6	2-4	1/2	3	1	11	0	1	0	1	19
at Missouri	0-2	0-1	0-0	0/0	0	0	0	0	0	0	0	3
Southeastern La.	2-5	1-4	0-0	1/0	1	3	5	0	0	0	1	18
Southern Illinois	0-2	0-2	2-2	0/1	1	2	2	1	1	0	0	14
Missouri State	1-1	0-0	0-0	0/0	0	0	2	0	2	0	1	6
at Arkansas	0-0	0-0	0-0	1/1	2	0	0	0	0	0	0	8
at Ole Miss	0-2	0-2	0-0	0/0	0	0	0	0	0	0	0	12
Harris-Stowe	DNP	-	-	-	-	-	-	-	-	-	-	-
at Belmont	DNP	-	-	-	-	-	-	-	-	-	-	-
at Tennessee State	0-2	0-2	0-0	0/0	0	1	0	0	0	0	0	3
Morehead State	DNP	-	-	-	-	-	-	-	-	-	-	-
Eastern Kentucky	0-0	0-0	0-0	0/0	0	1	0	0	0	0	0	3
at Jacksonville State	3-4	3-4	4-4	0/4	4	4	13	1	0	0	1	25
Tennessee Tech	1-3	1-2	0-0	2/0	2	1	3	1	2	0	0	8
at UT Martin	0-3	0-3	0-0	1/0	1	0	0	0	0	0	1	20
SIU Edwardsville	4-8	4-7	0-0	0/3	3	4	12	1	2	0	1	33
at Austin Peay*	4-7	3-6	0-0	0/1	1	1	11	1	0	0	1	30
at Murray State*	2-6	2-5	2-2	0/1	1	1	8	1	2	0	1	30
Eastern Illinois*	0-3	0-2	0-0	0/1	1	0	0	1	0	0	0	14
UT Martin*	1-2	1-2	0-0	0/1	1	1	3	2	0	0	0	15
Murray State*	1-1	0-0	0-0	0/0	0	4	2	0	0	0	0	14
at SIU Edwardsville*	1-5	0-2	1-1	1/1	2	4	3	2	0	0	1	17
at Eastern Illinois*	2-6	1-3	0-0	1/0	1	0	5	2	0	0	0	27
Austin Peay	1-4	1-3	0-0	0/2	2	0	3	2	0	0	0	14
Morehead State	3-5	2-4	3-4	0/3	3	3	11	0	0	0	1	26
Totals	32-89	23-69	19-23	12/25	37	35	106	21	15	0	12	447

2013-14	FG	3P	FT	Q/D	REB	E	PTS	A	TO	B	S	M
at Saint Louis	0-5	0-4	0-0	0/0	0	4	0	1	3	0	4	24
Central Baptist Coll.*	6-17	4-10	3-3	3/3	6	3	19	2	0	0	4	30
at IUPUI	2-3	2-3	0-0	0/0	0	3	6	1	1	0	2	16
at Ball State	0-2	0-2	0-0	1/0	1	0	0	0	0	0	0	11
Mid-Continent	5-10	4-8	0-0	0/4	4	1	14	1	1	0	0	18
vs. Northern Ky.	1-2	1-2	0-0	0/0	0	0	3	0	1	0	0	5
vs. Tulane	4-5	3-3	2-2	0/1	1	0	13	1	1	0	2	17
vs. Texas State	0-0	0-0	0-0	0/0	0	0	0	0	1	0	0	4
at Southeastern La.	0-1	0-0	0-0	0/1	1	0	0	1	0	0	0	8
Illinois-Chicago	0-3	0-2	0-0	0/0	0	1	0	1	0	0	0	8
at Memphis	DNP	-	-	-	-	-	-	-	-	-	-	-
IUPUI	4-8	2-6	1-3	0/2	2	4	11	3	1	0	3	19
at Missouri State	1-3	0-2	0-0	2/1	3	3	2	2	1	0	2	17
at Murray State*	0-4	0-1	0-0	0/0	0	0	0	1	2	0	1	20
at Austin Peay	0-4	0-3	0-0	0/1	1	0	0	2	0	0	0	6
Belmont	0-0	0-0	0-0	0/2	2	0	0	2	0	0	0	10
Tennessee State	DNP	-	-	-	-	-	-	-	-	-	-	-
at Morehead State	0-1	0-1	0-0	0/0	0	0	0	0	0	0	0	3
at Tennessee Tech	4-6	2-2	2-2	1/2	3	2	12	4	5	0	1	26
SIU Edwardsville	2-2	1-1	0-0	0/1	1	0	5	1	1	0	0	12
Eastern Illinois	0-3	0-3	0-0	0/2	2	2	0	2	0	0	1	18
Kansas City	1-2	0-1	0-0	0/2	2	2	2	0	1	0	2	12
at Eastern Ky.	0-1	0-1	0-0	0/0	0	0	0	1	0	0	0	6
at SIU Edwardsville	2-7	1-6	0-1	1/4	5	4	5	2	0	0	0	24
at Eastern Illinois	1-2	0-1	0-0	0/1	1	1	2	0	1	0	1	10
UT Martin	1-7	0-4	0-0	0/0	0	0	2	3	1	0	1	14
Jacksonville State	DNP	-	-	-	-	-	-	-	-	-	-	-
at UT Martin	0-0	0-0	0-0	0/0	0	0	0	0	0	0	0	2
Austin Peay	2-3	1-2	1-2	0/1	1	1	6	5	0	0	0	15
Murray State	4-7	3-5	6-7	0/0	0	1	17	3	1	0	1	24
vs. Eastern Illinois	0-2	0-1	0-0	0/1	1	0	0	1	1	0	0	12
vs. Eastern Kentucky	4-10	4-7	5-6	1/1	2	2	17	2	2	0	0	26
Totals	44-120	28-81	20-26	9/30	39	34	136	42	25	0	25	417

* - Indicates Game Started



12 JAMAAL CALVIN

Career-Highs


Points	19	vs. Central Baptist College (11/11/13)
Total Rebounds	6	vs. Central Baptist College (11/11/13)
Offensive	3	2x, last at Loyola Marymount (11/14/14)
Defensive	4	3x, last at Jacksonville State (1/14/15)
FG Made	6	vs. Central Baptist College (11/11/13)
FG Attempted	17	vs. Central Baptist College (11/11/13)
3-Point FG Made	4	4x, last vs. SIU Edwardsville (1/29/15)
3-Point FG Attempted	10	vs. Central Baptist College (11/11/13)
FT Made	6	vs. Murray State (3/1/14)
FT Attempted	7	vs. Murray State (3/1/14)
Assists	5	vs. Austin Peay (2/27/14)
Blocks	-	-
Steals	4	2x, last vs. Central Baptist College (11/11/13)
Minutes	33	vs. SIU Edwardsville (1/29/15)

Career Statistics at Southeast Missouri

Overall																					
Season	G-GS	Min	Avg	FG-FGA	Pct	3FG-3FGA	Pct	FT-FTA	Pct	Off	Def	Tot	Avg	PF	FO	A	TO	Blk	Stl	Pts	Avg
2013-14	29-2	417	14.4	44-120	.367	28-81	.346	20-26	.769	9	30	39	1.3	34	0	42	25	0	25	136	4.7
2014-15	27-7	447	16.6	32-89	.360	23-69	.333	19-23	.826	12	25	37	1.4	35	0	21	15	0	12	106	3.9
Total	56-9	864	15.4	76-209	.364	51-150	.340	39-49	.796	21	55	76	1.4	69	0	63	40	0	37	242	4.3
Ohio Valley Conference Games Only																					
Season	G-GS	Min	Avg	FG-FGA	Pct	3FG-3FGA	Pct	FT-FTA	Pct	Off	Def	Tot	Avg	PF	FO	A	TO	Blk	Stl	Pts	Avg
2013-14	14-1	190	13.6	16-47	.340	8-30	.267	9-12	.750	2	14	16	1.1	11	0	26	11	0	6	49	3.5
2014-15	14-7	253	18.1	20-54	.370	16-41	.390	7-7	1.000	5	14	19	1.4	22	0	14	6	0	6	63	4.5
Total	28-8	443	15.8	36-101	.356	24-71	.338	16-19	.842	7	28	35	1.3	33	0	40	17	0	12	112	4.0



Southeast Missouri State REDHAWKS



ANTONIUS CLEVELAND

Guard

6-6 | 188 | Junior (3)

Memphis, Tenn.

Faith Baptist Christian Academy (Ga.)

4

Preseason All-OVC selection.

2014-15: One of two players to start all 30 games...Ranked second on the team in scoring with 10.8 points per game...Averaged 29 minutes per start, third-most on the team...Shot 47.2 percent from the field (120-of-254) and ranked third on the team with 4.8 rebounds per game...Finished third on the team in assists (55) and second in steals (38)...Also added 15 blocks...Rated 14th in the Ohio Valley Conference in steals with 1.3 a game...Was 26th in the OVC in scoring...Led the team in both assists and steals on eight occasions...Pitched in double figures in 19 of his starts and ranked second on the team in double-digit scoring games...Put up 10 or more points in nine of his final 11 contests of the season...Began the year with 16 points on 8-of-16 field goals at Loyola Marymount (11/14)...A day later, he followed that up with 10 points vs. San Diego (11/15)...Had two double-doubles with the first of his career being 14 points and 11 rebounds at Central Arkansas (11/22)...Scored 10 points in 35 minutes at Missouri (12/2)...Established new career-highs in points (21) and free throws made (9) vs. Murray State (2/14), the second 20-point game of his career...Had a highlight-reel dunk in that game which made ESPN SportsCenter's "Crazy College Dunks" segment on Feb. 15...Averaged 11.1 points per game in 16 conference starts.

2013-14: One of the top freshmen in the OVC...Started 21 games and ranked third on the team in scoring with 9.1 points per game...Shot 52.5 percent (107-of-204) as one of four

Redhawks who shot over 50 percent from the field...Was third on the team in both assists (53) and steals (32)...Averaged 22.4 minutes a game...Buried 14 three-pointers and chipped in 16 blocks...Named OVC Freshman of the Week four times (11/18, 12/2, 12/23, 2/24)...Scored double figures 14 times...Pitched in a season-high 21 points as one of seven Redhawks in double figures during Southeast's 118-115 double overtime victory over Murray State (3/1)...His dunk off an alley-oop pass vs. Tennessee State (1/11) came in at No. 6 on ESPN's Top Plays...Scored 14 points and made the game-winning halfcourt shot at the buzzer at UT Martin (2/22)...That play was part of the fantastic finishes segment leading into ESPN SportsCenter...Led Southeast in steals on seven occasions...Averaged 7.4 points and 2.3 rebounds in 16 games and seven starts during OVC play...Opened the season with double-digit points in each of his first three starts.

Prep: Averaged 18 points, five rebounds and five assists at Faith Baptist Christian Academy in 2012-13...Scored 12.5 points per game...Two years before that, he was a 5-8 substitute at Overton High School in Memphis...Grew to 6-2 the following summer and transferred to Germantown High School, where he averaged 12.5 points per game in 2011-12...Received additional Division I interest from South Florida, Florida International, Seattle University, Appalachian State, Jacksonville, Georgia State and Hofstra.

Personal: Born February 2, 1994...Majoring in Athletic Training...Son of Shonda Bowie.

Cleveland's Game-by-Game Statistics

2014-15	FG	3P	FT	Q/D	REB	E	PTS	A	TO	B	S	M
at Loyola Marymount*	8-16	0-4	0-2	1/1	2	2	16	4	0	0	1	36
vs. San Diego*	4-7	0-0	2-4	1/3	4	4	10	0	2	1	1	29
Hannibal-LaGrange*	4-6	0-0	0-1	0/5	5	0	8	2	3	1	2	21
at Central Arkansas*	6-12	0-3	2-8	4/7	11	3	14	0	0	0	2	29
at Bowling Green*	2-7	0-1	0-0	1/2	3	3	4	0	1	0	0	23
Alabama A&M*	1-4	0-1	6-8	0/2	2	4	8	1	0	1	0	17
at Missouri*	4-9	0-3	2-7	0/4	4	2	10	3	0	0	1	35
Southeastern La.*	5-8	1-2	1-2	5/3	8	1	12	4	1	2	2	30
Southern Illinois*	2-7	1-3	0-1	1/2	3	0	5	1	2	1	1	26
Missouri State*	5-8	2-5	0-0	0/3	3	3	12	0	1	0	0	28
at Arkansas*	5-9	0-1	3-4	1/2	3	4	13	4	1	0	2	31
at Ole Miss*	3-7	0-1	0-1	2/1	3	2	6	0	0	1	0	20
Harris-Stowe*	4-10	0-0	5-8	5/2	7	1	13	3	2	0	2	20
at Belmont*	3-10	0-2	4-6	1/2	3	4	10	2	2	0	2	39
at Tennessee State*	6-11	0-0	3-6	1/6	7	3	15	0	2	1	1	34
Morehead State*	3-7	0-2	2-8	0/5	5	1	8	2	1	2	3	27
Eastern Kentucky*	3-8	2-2	0-1	1/4	5	4	8	0	1	0	0	27
at Jacksonville State*	2-4	2-3	1-2	0/1	1	0	7	2	2	0	0	29
Tennessee Tech*	2-5	1-3	2-4	1/2	3	2	7	3	1	1	1	23
at UT Martin*	5-11	1-3	0-2	1/2	3	2	11	3	2	0	0	30
SIU Edwardsville*	4-8	0-2	2-2	2/5	7	5	10	4	0	0	4	27
at Austin Peay*	4-6	0-1	1-1	0/3	3	4	9	4	1	1	3	36
at Murray State*	5-8	1-2	6-8	0/2	2	4	17	4	3	1	0	33
Eastern Illinois*	4-10	0-1	2-3	4/8	12	1	10	0	0	0	4	27
UT Martin*	8-11	0-2	3-4	2/3	5	2	19	0	3	1	2	36
Murray State*	6-12	0-2	9-12	1/7	8	4	21	0	1	0	0	40
at SIU Edwardsville*	1-5	0-1	0-0	0/2	2	1	2	1	1	0	1	23
at Eastern Illinois*	5-14	0-4	4-4	4/2	6	2	14	3	2	0	1	30
Austin Peay*	4-7	1-2	1-2	0/6	6	3	10	3	1	0	2	32
Morehead State*	2-7	0-1	10-14	2/5	7	2	14	2	3	1	0	33
Totals	120-254	12-57	71-125	41/102	143	73	323	55	39	15	38	871

2013-14	FG	3P	FT	Q/D	REB	E	PTS	A	TO	B	S	M
at Saint Louis*	4-11	1-4	5-8	4/3	7	3	14	1	3	1	1	35
Central Baptist Coll.*	5-8	0-2	3-5	3/5	8	2	13	2	2	2	4	21
at IUPUI*	6-11	0-0	3-5	1/2	3	3	15	4	2	0	2	34
at Ball State*	1-3	0-0	2-3	0/2	2	4	4	1	2	0	4	21
Mid-Continent*	6-8	0-0	1-3	3/1	4	2	13	4	0	1	2	24
vs. Northern Ky.*	2-6	0-3	2-2	0/1	1	3	6	0	0	0	1	28
vs. Tulane*	6-8	1-3	4-4	2/0	2	3	17	4	2	0	0	23
vs. Texas State*	5-7	1-1	2-4	1/1	2	2	13	4	2	1	0	29
at Southeastern La.*	0-2	0-1	3-4	0/2	2	2	3	1	2	1	1	15
Illinois-Chicago*	2-4	0-1	3-4	0/2	2	2	7	1	2	2	1	28
at Memphis*	6-9	1-2	1-2	2/0	2	2	14	3	3	0	1	31
IUPUI*	0-4	0-1	1-4	0/3	3	2	1	2	0	0	1	18
at Missouri State*	5-11	2-3	5-9	3/0	3	5	17	0	1	0	0	18
at Murray State*	1-7	0-1	2-2	3/2	5	1	4	0	3	0	0	14
at Austin Peay*	4-5	1-2	0-2	0/3	3	5	9	0	2	2	0	21
Belmont*	0-1	0-0	2-2	1/0	1	5	2	5	3	0	1	13
Tennessee State*	5-8	1-2	3-4	1/0	1	2	14	5	3	0	2	31
at Morehead State*	3-7	0-0	0-1	0/5	5	2	6	1	3	0	0	24
at Tennessee Tech	1-3	0-0	0-0	0/0	0	1	2	0	0	0	1	5
SIU Edwardsville	2-3	0-0	5-8	2/0	2	2	9	1	1	0	1	14
Eastern Illinois	1-4	0-1	0-4	2/0	2	1	2	0	1	0	0	15
Kansas City*	5-9	0-2	1-1	2/2	4	5	11	0	4	2	1	28
at Eastern Ky.*	1-5	0-0	0-0	0/0	0	4	2	1	0	0	0	26
at SIU Edwardsville*	1-1	0-0	0-0	0/1	1	4	2	0	1	0	0	16
at Eastern Illinois	3-5	1-1	0-0	1/1	2	1	7	0	3	0	0	11
UT Martin	3-7	0-2	1-3	0/2	2	4	7	1	3	0	1	17
Jacksonville State	3-6	0-0	0-0	1/0	1	2	6	1	2	0	0	16
at UT Martin	5-8	2-3	2-3	2/0	2	1	14	0	1	1	1	20
Austin Peay	5-5	1-1	1-2	1/5	6	1	12	3	3	2	0	25
Murray State	9-14	1-2	2-4	1/3	4	4	21	3	2	0	1	38
vs. Eastern Illinois	5-11	1-1	4-5	1/2	3	2	15	3	2	0	3	29
vs. Eastern Kentucky	2-3	0-0	4-6	2/2	4	3	8	2	2	1	2	28
Totals	107-204	14-39	62-104	39/50	89	85	290	53	60	16	32	716

* - Indicates Game Started

ANTONIOUS CLEVELAND

Career-Highs


Points	21	2x, last vs. Murray State (2/14/15)
Total Rebounds	12	vs. Eastern Illinois (2/7/15)
Offensive	5	2x, last vs. Harris-Stowe (12/28/14)
Defensive	8	vs. Eastern Illinois (2/7/15)
FG Made	9	vs. Murray State (3/1/14)
FG Attempted	16	at Loyola Marymount (11/14/14)
3-Point FG Made	2	5x, last at Jacksonville State (1/14/15)
3-Point FG Attempted	5	vs. Missouri State (12/13/14)
FT Made	10	vs. Morehead State (3/4/15)
FT Attempted	14	vs. Morehead State (3/4/15)
Assists	5	2x, last vs. Tennessee State (1/11/14)
Blocks	2	7x, last vs. Morehead State (1/8/15)
Steals	4	4x, last vs. Eastern Illinois (2/7/15)
Minutes	40	vs. Murray State (2/14/15)

Career Statistics at Southeast Missouri

Overall																					
Season	G-GS	Min	Avg	FG-FGA	Pct	3FG-3FGA	Pct	FT-FTA	Pct	Off	Def	Tot	Avg	PF	FO	A	TO	Blk	Stl	Pts	Avg
2013-14	32-21	716	22.4	107-204	.525	14-39	.359	62-104	.596	39	50	89	2.8	85	4	53	60	16	32	290	9.1
2014-15	30-30	871	29.0	120-254	.472	12-57	.211	71-125	.568	41	102	143	4.8	73	1	55	39	15	38	323	10.8
Total	62-51	1587	25.6	227-458	.496	26-96	.271	133-229	.581	80	152	232	3.7	158	5	108	99	31	70	613	9.9
Ohio Valley Conference Games Only																					
Season	G-GS	Min	Avg	FG-FGA	Pct	3FG-3FGA	Pct	FT-FTA	Pct	Off	Def	Tot	Avg	PF	FO	A	TO	Blk	Stl	Pts	Avg
2013-14	16-7	306	19.1	47-89	.528	7-15	.467	18-35	.514	15	22	37	2.3	40	2	21	31	5	8	119	7.4
2014-15	16-16	493	30.8	65-137	.474	8-32	.250	40-65	.615	18	60	78	4.9	42	1	31	23	7	24	178	11.1
Total	32-23	799	25.0	112-226	.496	15-47	.319	58-100	.580	33	82	115	3.6	82	3	52	54	12	32	297	9.3



Southeast Missouri State REDHAWKS



LADARIUS COLEMAN

Guard/Forward

6-5 | 200 | Sophomore (2)

Memphis, Tenn.

White Station H.S.

25

2014-15: Participated in 10 games off the bench, contributing 27 points and 16 rebounds...Made seven field goals and two 3-pointers, and knocked down 84.6 of his free throws (11-of-13)...Scored a season-high eight points in 19 minutes at Ole Miss (12/22)...Added five points in his first career game vs. Hannibal-LaGrange (11/18)...Saw action in five Ohio Valley Conference games.

Prep: Combo forward who helped lead White Station High School to a national ranking...Averaged 11 points and 7.2 rebounds per game his senior year...White Station finished with an overall record of

30-3 and ranked 22nd in the nation in the USA Today Super 25...Is from the same high school as former Redhawk Nino Johnson, who holds Southeast's all-time career record in blocked shots.

Personal: Born May 9, 1996...

Majoring in Pre-Physical Therapy...

Son of Darian and LaTonya Coleman.


Coleman's Game-by-Game Statistics

2014-15	FG	3P	FT	Q/D	REB	E	PTS	A	TO	B	S	M
at Loyola Marymount	DNP	-	-	-	-	-	-	-	-	-	-	-
vs. San Diego	DNP	-	-	-	-	-	-	-	-	-	-	-
Hannibal-LaGrange	2-4	0-1	1-1	0/2	2	0	5	0	0	0	0	8
at Central Arkansas	DNP	-	-	-	-	-	-	-	-	-	-	-
at Bowling Green	DNP	-	-	-	-	-	-	-	-	-	-	-
Alabama A&M	0-5	0-1	2-2	0/4	4	2	2	1	0	1	0	10
at Missouri	DNP	-	-	-	-	-	-	-	-	-	-	-
Southeastern La.	DNP	-	-	-	-	-	-	-	-	-	-	-
Southern Illinois	DNP	-	-	-	-	-	-	-	-	-	-	-
Missouri State	DNP	-	-	-	-	-	-	-	-	-	-	-
at Arkansas	1-3	0-1	0-0	0/2	2	0	2	1	0	0	0	3
at Ole Miss	2-5	2-3	2-2	0/0	0	2	8	0	1	0	0	19
Harris-Stowe	1-5	0-1	3-4	0/1	1	1	5	1	1	0	0	17
at Belmont	DNP	-	-	-	-	-	-	-	-	-	-	-
at Tennessee State	DNP	-	-	-	-	-	-	-	-	-	-	-
Morehead State	0-0	0-0	0-0	0/0	0	0	0	0	1	0	0	4
Eastern Kentucky	DNP	-	-	-	-	-	-	-	-	-	-	-
at Jacksonville State	DNP	-	-	-	-	-	-	-	-	-	-	-
Tennessee Tech	DNP	-	-	-	-	-	-	-	-	-	-	-
at UT Martin	1-2	0-0	0-0	1/3	4	0	2	0	1	0	0	12
SIU Edwardsville	0-2	0-0	3-4	0/2	2	0	3	2	0	0	1	15
at Austin Peay	DNP	-	-	-	-	-	-	-	-	-	-	-
at Murray State	DNP	-	-	-	-	-	-	-	-	-	-	-
Eastern Illinois	DNP	-	-	-	-	-	-	-	-	-	-	-
UT Martin	0-0	0-0	0-0	0/0	0	1	0	1	0	0	0	2
Murray State	DNP	-	-	-	-	-	-	-	-	-	-	-
at SIU Edwardsville	DNP	-	-	-	-	-	-	-	-	-	-	-
at Eastern Illinois	DNP	-	-	-	-	-	-	-	-	-	-	-
Austin Peay	0-1	0-1	0-0	0/1	1	0	0	0	0	0	0	3
Morehead State	DNP	-	-	-	-	-	-	-	-	-	-	-
Total	7-27	2-8	11-13	1/15	16	6	27	6	4	1	1	93

* - Indicates Game Started

Career-Highs

Points	8	at Ole Miss (12/22/14)
Total Rebounds	4	2x, last at UT Martin (1/24/15)
Offensive	1	at UT Martin (1/24/15)
Defensive	4	vs. Alabama A&M (11/29/14)
FG Made	2	2x, last at Ole Miss (12/22/14)
FG Attempted	5	3x, last vs. Harris-Stowe (12/28/14)
3-Point FG Made	2	at Ole Miss (12/22/14)
3-Point FG Attempted	3	at Ole Miss (12/22/14)
FT Made	3	2x, last vs. SIU Edwardsville (1/29/15)
FT Attempted	4	2x, last vs. SIU Edwardsville (1/29/15)
Assists	2	vs. SIU Edwardsville (1/29/15)
Blocks	1	vs. Alabama A&M (11/29/14)
Steals	1	vs. SIU Edwardsville (1/29/15)
Minutes	19	at Ole Miss (12/22/14)




25 LADARIUS COLEMAN

Career Statistics at Southeast Missouri

Overall																					
Season	G-GS	Min	Avg	FG-FGA	Pct	3FG-3FGA	Pct	FT-FTA	Pct	Off	Def	Tot	Avg	PF	FO	A	TO	Blk	Stl	Pts	Avg
2014-15	10-0	93	9.3	7-27	.259	2-8	.250	11-13	.846	1	15	16	1.6	6	0	6	4	1	1	27	2.7
Ohio Valley Conference Games Only																					
Season	G-GS	Min	Avg	FG-FGA	Pct	3FG-3FGA	Pct	FT-FTA	Pct	Off	Def	Tot	Avg	PF	FO	A	TO	Blk	Stl	Pts	Avg
2014-15	5-0	36	7.2	1-5	.200	0-1	.000	3-4	.750	1	6	7	1.4	1	0	3	2	0	1	5	1.0



Southeast Missouri State REDHAWKS



ISIAH JONES

Guard

6-4 | 193 | Senior (5)

Pulaski, Ill.

Christian Life Academy/Odesa College

2

One of two returning starters, who is the only senior on this year's roster.

2014-15: Played in all 30 games and made 19 starts as a walk-on...Started the last 16 games of the season...Led the team and tied for sixth in the Ohio Valley Conference with 65 three-pointers made, averaging 2.2 per contest...Boasted the best 3-point field goal percentage among Southeast's starters, knocking down nearly 40 percent (39.9) of his shots...Ranked second on the team with 57 assists and added 19 steals...Logged 24.9 minutes per game, fourth-most on the team...Shot 70.3 percent (26-of-37) at the free throw line...Averaged 3.1 rebounds a game and shot 41.1 percent (101-of-246) from the field...Scored double figures 17 times...Pitched in 10 or more points each of his last six starts...Poured in a season-high 21 points at both UT Martin (1/24) and SIU Edwardsville (2/19)...Drained three or more 3-pointers a total of 13 times, including a season-best five at SIU Edwardsville (2/19)...Scored 11 points in his first career start at Loyola Marymount (11/14)...Dished out a season-high five assists on three occasions...Southeast's leading scorer in five games...Ranked second on the team with 12.9 points per contest in conference games...Buried 47 of his 3s in league play...Started 15 conference games, accumulating double-digits in the scoring column 11 times.

2013-14 (Odesa College):

Averaged 5.6 points, 2.6 rebounds and 1.9 assists in 21 games and 17 starts...Knocked down 29 three-pointers and added 24 steals.

UAB: Saw action in 23 games as a reserve at UAB in 2012-13...

Averaged 2.8 points and 1.2 rebounds, while dishing out 34 assists and posting 17 steals for the Blazers that year...Also made 13 three-pointers as UAB finished with an overall record of 16-17...Forced to sit out his rookie season at UAB in 2011-12 due to an NCAA ruling...Began practicing with the team following his first semester...Earned a spot on the Conference USA Commissioner's Honor Roll.

Prep: Three-star recruit according to Rivals.com who can play both the point guard and shooting guard positions...Played two seasons at Christian Life Academy, a prep school near Houston, Texas...Helped lead his team to a 21-4 record and averaged 21 points, five assists and four rebounds in 2010-11...As a senior, his team went 32-1 and won the National Post Graduate Athletic Association (NPGAA) high school division national championship...Averaged 14 points, five assists and two steals per game that year...Rated as one of the top 15 seniors in the city of Houston by RCSSports.com...Was considered one of the top players in the state of Illinois when he attended Mounds Meriden High School near Carbondale, Illinois...Three-year starter at Mounds...Averaged 17.8 points and seven assists a game as a junior (2008-09) and made 92 three-pointers...Garnered Illinois Basketball

Jones' Game-by-Game Statistics

2014-15	FG	3P	FT	Q/D	REB	E	PTS	A	TO	B	S	M
at Loyola Marymount*	4-13	3-9	0-0	1/4	5	4	11	2	0	0	0	25
vs. San Diego*	3-10	1-6	4-6	0/6	6	2	11	4	5	0	1	28
Hannibal-LaGrange*	3-7	1-4	3-3	0/2	2	1	10	5	1	0	1	23
at Central Arkansas	1-2	1-2	0-0	0/1	1	3	3	1	1	0	0	11
at Bowling Green	0-1	0-1	0-0	0/0	0	3	0	0	1	0	1	11
Alabama A&M	0-3	0-2	1-2	2/0	2	1	1	1	2	0	0	13
at Missouri	3-5	3-5	0-0	2/3	5	0	9	0	1	0	0	15
Southeastern La.	0-2	0-2	0-0	1/2	3	2	0	0	1	0	0	12
Southern Illinois	3-5	3-5	1-2	0/5	5	2	10	4	1	0	0	30
Missouri State	3-12	2-9	3-4	1/0	1	3	11	1	3	0	0	23
at Arkansas	0-3	0-1	0-0	0/2	2	0	0	0	1	0	0	9
at Ole Miss	2-4	1-3	0-0	0/1	1	1	5	1	1	0	0	13
Harris-Stowe	1-5	0-3	0-0	0/2	2	2	2	3	1	0	2	16
at Belmont	3-9	3-6	0-0	0/2	2	4	9	2	0	0	0	28
at Tennessee State*	4-9	4-7	1-2	2/5	7	0	13	5	2	0	2	40
Morehead State*	8-15	2-8	2-3	2/5	7	2	20	2	6	0	1	32
Eastern Kentucky*	3-8	2-5	2-2	0/4	4	2	10	2	8	0	1	33
at Jacksonville State*	4-9	1-4	0-0	1/1	2	2	9	2	2	0	0	28
Tennessee Tech*	3-8	3-8	0-0	1/5	6	4	9	2	0	0	1	34
at UT Martin*	8-13	4-7	1-2	1/2	3	4	21	3	2	0	2	36
SIU Edwardsville*	5-8	2-4	0-0	1/2	3	2	12	1	5	0	0	24
at Austin Peay*	2-4	1-3	0-0	2/2	4	0	5	0	4	0	0	25
at Murray State*	6-14	5-10	2-2	1/3	4	2	19	0	0	0	2	33
Eastern Illinois*	2-6	1-4	0-1	1/3	4	1	5	0	1	0	0	27
UT Martin*	6-11	4-8	0-0	0/2	2	1	16	4	0	0	0	28
Murray State*	4-12	2-6	0-0	0/1	1	4	10	5	3	1	1	41
at SIU Edwardsville*	7-19	5-11	2-2	2/1	3	2	21	2	3	0	0	28
at Eastern Illinois*	4-10	4-7	0-0	0/4	4	3	12	3	1	1	2	28
Austin Peay*	5-11	4-7	2-4	0/1	1	1	16	1	2	0	1	25
Morehead State*	4-8	3-6	2-2	1/1	2	3	13	1	2	0	1	29
Total	101-246	65-163	26-37	22/72	94	61	293	57	60	2	19	748

* - Indicates Game Started

Career-Highs

Points	21	2x, last at SIU Edwardsville (2/19/15)
Total Rebounds	7	2x, last vs. Morehead State (1/8/15)
Offensive	2	6x, last at SIU Edwardsville (2/19/15)
Defensive	6	vs. San Diego (11/15/14)
FG Made	8	2x, last at UT Martin (1/24/15)
FG Attempted	19	at SIU Edwardsville (2/19/15)
3-Point FG Made	5	2x, last at SIU Edwardsville (2/19/15)
3-Point FG Attempted	11	at SIU Edwardsville (2/19/15)
FT Made	4	vs. San Diego (11/15/14)
FT Attempted	6	vs. San Diego (11/15/14)
Assists	5	3x, last vs. Murray State (2/14/15)
Blocks	1	2x, last at Eastern Illinois (2/22/15)
Steals	2	4x, last at Eastern Illinois (2/22/15)
Minutes	41	vs. Murray State (2/14/15)

Coaches Association (IBCA) Class 1A All-State recognition...Also named an Illinois Associated Press Second-Team All-State honoree that season, helping lead the Bobcats to a 26-4 overall record...Began playing on the school's varsity team when he was in middle school.

Personal: Born Oct. 4, 1991...Majoring in General Studies...Son of Ozell Jones and Lisa Tabb...Goes by the nickname of "Hoopy"...Has six siblings, including three brothers (Curtis, Corey and Josh) and three sisters (Sophia, Cherika and Sasha)...Also received interest from Kansas State, Oklahoma State, Texas Tech, North Texas and TCU.



2 ISIAH JONES

Career Statistics at Southeast Missouri

Overall																					
Season	G-GS	Min	Avg	FG-FGA	Pct	3FG-3FGA	Pct	FT-FTA	Pct	Off	Def	Tot	Avg	PF	FO	A	TO	Blk	Stl	Pts	Avg
2014-15	30-19	748	24.9	101-246	.411	65-163	.399	26-37	.703	22	72	94	3.1	61	0	57	60	2	19	293	9.8
Ohio Valley Conference Games Only																					
Season	G-GS	Min	Avg	FG-FGA	Pct	3FG-3FGA	Pct	FT-FTA	Pct	Off	Def	Tot	Avg	PF	FO	A	TO	Blk	Stl	Pts	Avg
2014-15	16-15	490	30.6	74-166	.446	47-105	.448	12-18	.667	14	43	57	3.6	34	0	34	39	2	13	207	12.9



Southeast Missouri State REDHAWKS



J.T. JONES

Guard

6-3 | 200 | Sophomore (2)

Sikeston, Mo.

Sikeston H.S.

33

2014-15: Played in 12 games as a walk-on...Scored 20 points and pulled down 16 rebounds...Dished out six assists and added a steal...Made his first career 3-pointer vs. Harris-Stowe (12/28)...Had a steal at halfcourt and scored a huge basket after Eastern Illinois tied the game with 4:23 left on Feb. 7...Southeast never relinquished its lead after his bucket...Scored a season-high seven points in 14 minutes off the bench vs. UT Martin (2/12).

Prep: Attended nearby Sikeston High School...Averaged 17.8 points, 10.2 rebounds, four assists and 3.5 steals per game as a senior...Is from the same high school Will Holifield and Michael Porter, who both played at Southeast.

Personal: Born December 25, 1995...Majoring in Sport Management...Son of Shelby White.

Jones' Game-by-Game Statistics

2014-15	FG	3P	FT	Q/D	REB	E	PTS	A	TO	B	S	M
at Loyola Marymount	0-1	0-0	0-0	0/0	0	1	0	0	0	0	0	2
vs. San Diego	DNP	-	-	-	-	-	-	-	-	-	-	-
Hannibal-LaGrange	1-2	0-1	0-2	2/2	4	1	2	0	2	0	0	5
at Central Arkansas	DNP	-	-	-	-	-	-	-	-	-	-	-
at Bowling Green	DNP	-	-	-	-	-	-	-	-	-	-	-
Alabama A&M	1-3	0-1	2-2	0/1	1	0	4	1	0	0	0	7
at Missouri	DNP	-	-	-	-	-	-	-	-	-	-	-
Southeastern La.	DNP	-	-	-	-	-	-	-	-	-	-	-
Southern Illinois	DNP	-	-	-	-	-	-	-	-	-	-	-
Missouri State	DNP	-	-	-	-	-	-	-	-	-	-	-
at Arkansas	DNP	-	-	-	-	-	-	-	-	-	-	-
at Ole Miss	0-0	0-0	0-0	0/0	0	0	0	0	0	0	0	11
Harris-Stowe	1-1	1-1	0-0	2/1	3	1	3	0	0	0	0	5
at Belmont	DNP	-	-	-	-	-	-	-	-	-	-	-
at Tennessee State	DNP	-	-	-	-	-	-	-	-	-	-	-
Morehead State	DNP	-	-	-	-	-	-	-	-	-	-	-
Eastern Kentucky	DNP	-	-	-	-	-	-	-	-	-	-	-
at Jacksonville State	DNP	-	-	-	-	-	-	-	-	-	-	-
Tennessee Tech	DNP	-	-	-	-	-	-	-	-	-	-	-
at UT Martin	DNP	-	-	-	-	-	-	-	-	-	-	-
SIU Edwardsville	DNP	-	-	-	-	-	-	-	-	-	-	-
at Austin Peay	DNP	-	-	-	-	-	-	-	-	-	-	-
at Murray State	DNP	-	-	-	-	-	-	-	-	-	-	-
Eastern Illinois	1-2	0-0	0-0	0/0	0	2	2	0	1	0	1	11
UT Martin	3-6	1-2	0-0	1/2	3	3	7	3	0	0	0	14
Murray State	1-2	0-0	0-0	0/0	0	4	2	1	0	0	0	8
at SIU Edwardsville	0-1	0-1	0-0	1/1	2	1	0	0	0	0	0	7
at Eastern Illinois	0-3	0-2	0-0	1/1	2	1	0	0	0	0	0	1
Austin Peay	0-0	0-0	0-0	1/0	1	0	0	1	0	0	0	6
Morehead State	0-0	0-0	0-0	0/0	0	0	0	0	0	0	0	0+
Total	8-21	2-8	2-4	8/8	16	14	20	6	3	0	1	77

* - Indicates Game Started

Career-Highs

Points	7	vs. UT Martin (2/12/15)
Total Rebounds	4	vs. Hannibal-LaGrange (11/18/14)
Offensive	2	2x, last vs. Harris-Stowe (12/28/14)
Defensive	2	2x, last vs. UT Martin (2/12/15)
FG Made	3	vs. UT Martin (2/12/15)
FG Attempted	6	vs. UT Martin (2/12/15)
3-Point FG Made	1	2x, last vs. UT Martin (2/12/15)
3-Point FG Attempted	2	2x, last at Eastern Illinois (2/22/15)
FT Made	2	vs. Alabama A&M (11/29/14)
FT Attempted	2	2x, last vs. Alabama A&M (11/29/14)
Assists	3	vs. UT Martin (2/12/15)
Blocks	-	-
Steals	1	vs. Eastern Illinois (2/7/15)
Minutes	14	vs. UT Martin (2/12/15)




33 J.T. JONES

Career Statistics at Southeast Missouri

Overall																					
Season	G-GS	Min	Avg	FG-FGA	Pct	3FG-3FGA	Pct	FT-FTA	Pct	Off	Def	Tot	Avg	PF	FO	A	TO	Blk	Stl	Pts	Avg
2014-15	12-0	77	6.4	8-21	.381	2-8	.250	2-4	.500	8	8	16	1.3	14	0	6	3	0	1	20	1.7
Ohio Valley Conference Games Only																					
Season	G-GS	Min	Avg	FG-FGA	Pct	3FG-3FGA	Pct	FT-FTA	Pct	Off	Def	Tot	Avg	PF	FO	A	TO	Blk	Stl	Pts	Avg
2014-15	6-0	47	7.8	5-14	.357	1-5	.200	0-0	.000	4	4	8	1.3	11	0	5	1	0	1	11	1.8



Southeast Missouri State REDHAWKS



MARCUS WALLACE

Guard

6-1 | 175 | Sophomore (2)

Little Rock, Ark.

Pulaski Academy

11

2014-15: Named Ohio Valley Conference Freshman of the Week on back-to-back occasions (2/9, 2/16)...Appeared in 29 games and made two starts as a true freshman...Averaged just under five points per game (4.9) in 15.9 minutes...Made 47 percent (47-of-100) of his field goal attempts...Grabbed 48 rebounds, dished out 44 assists and ranked third on the team with 35 steals...Scored double figures for the first time in his career with 11 points vs. Harris-Stowe (12/28)...Finished the season strong, scoring double figures in five of his last seven contests...Dropped in a season-high 18 points on 6-of-9 field goals and 5-of-7 free throws in 31 minutes vs. Eastern Illinois (2/7)...Collected 10 points and matched a season-high seven rebounds in his first career start vs. Austin Peay (2/28)...Made a perfect 6-of-6 free throws vs. Murray State (2/14)...Saw action in 15 games during OVC play, averaging 6.9 points per contest...Shot 81.8 percent (27-of-33) at the free throw line against league foes...Southeast Scholar-Athlete who carried a team-best 3.83 GPA...Made the OVC Commissioner's Honor Roll.

Prep: Two-time All-State and three-time All-Conference selection at Pulaski Academy...The Bruins were 59-12 in three years with Wallace as their starting point guard...Averaged 20.6 points, 5.2 assists, 5.8 rebounds and 3.2 steals per game his final prep season...Helped lead Pulaski Academy to one conference championship, one regional title, three state tournaments, one championship game and a semi-final appearance...Was a member of the 2013-14 All-State Tournament and Democrat All-Arkansas teams.

Personal: Signed with Southeast on Apr. 16, 2014...Born March 15, 1996...Majoring in Management...Son of Marcus and Marlene Wallace...Sam Houston State, Wright State, Florida Atlantic, South Alabama, Bowling Green, Portland State and Central Arkansas were among other schools that showed interest in Wallace.

Wallace's Game-by-Game Statistics

2014-15	FG	3P	FT	Q/D	REB	E	PTS	A	TO	B	S	M
at Loyola Marymount	0-2	0-1	0-0	0/0	0	1	0	1	0	0	0	1
vs. San Diego	2-3	0-1	0-0	0/1	1	4	4	0	3	0	1	18
Hannibal-LaGrange	1-3	1-1	0-0	2/4	6	1	3	2	2	0	2	15
at Central Arkansas	1-2	0-1	0-0	0/1	1	3	2	3	1	0	1	11
at Bowling Green	0-0	0-0	0-0	0/1	1	0	0	0	1	0	0	2
Alabama A&M	1-2	0-0	3-6	1/0	1	1	5	2	0	0	0	14
at Missouri	1-1	0-0	0-0	1/0	1	0	2	0	1	0	0	7
Southeastern La.	0-3	0-3	0-0	0/0	0	1	0	2	1	0	0	8
Southern Illinois	0-1	0-1	0-0	0/0	0	0	0	0	0	0	0	2
Missouri State	0-0	0-0	0-2	0/0	0	0	0	0	0	0	1	6
at Arkansas	0-2	0-1	2-2	0/1	1	2	2	0	3	1	0	11
at Ole Miss	1-5	0-1	1-3	0/1	1	4	3	3	2	0	2	21
Harris-Stowe	4-7	2-3	1-2	1/3	4	2	11	4	2	0	5	27
at Belmont	1-3	0-2	3-4	2/5	7	3	5	1	2	1	1	21
at Tennessee State	2-5	0-1	1-1	0/1	1	1	5	0	0	0	1	10
Morehead State	2-4	0-1	0-0	2/0	2	3	4	0	1	0	0	18
Eastern Kentucky	1-3	0-0	3-4	1/3	4	1	5	3	0	0	1	19
at Jacksonville State	1-1	0-0	0-0	0/1	1	1	2	0	2	0	0	4
Tennessee Tech	0-3	0-1	2-2	0/1	1	1	2	1	0	0	1	11
at UT Martin	0-1	0-1	0-0	0/0	0	1	0	0	1	0	0	5
SIU Edwardsville	0-0	0-0	0-0	0/0	0	0	0	0	0	0	0	1
at Austin Peay	DNP	-	-	-	-	-	-	-	-	-	-	-
at Murray State	1-2	1-1	0-0	0/0	0	2	3	1	2	0	4	18
Eastern Illinois	6-9	1-2	5-7	2/0	2	3	18	3	2	0	3	31
UT Martin	4-4	3-3	3-4	0/0	0	2	14	1	2	1	3	29
Murray State	5-7	1-2	6-6	0/1	1	5	17	3	0	0	2	31
at SIU Edwardsville	1-4	0-1	2-3	0/0	0	1	4	3	2	0	1	28
at Eastern Illinois	6-10	2-3	0-0	1/0	1	3	14	0	1	0	1	25
Austin Peay*	3-8	2-3	2-2	1/6	7	2	10	5	0	0	5	33
Morehead State*	3-5	0-0	1-3	1/3	4	2	7	6	4	0	0	37
Totals	47-100	13-34	35-51	15/33	48	50	142	44	35	3	35	460

* - Indicates Game Started

Career-Highs

Points	18	vs. Eastern Illinois (2/7/15)
Total Rebounds	7	2x, last vs. Austin Peay (2/28/15)
Offensive	2	3x, last vs. Morehead State (1/8/15)
Defensive	6	vs. Austin Peay (2/28/15)
FG Made	6	2x, last at Eastern Illinois (2/22/15)
FG Attempted	10	at Eastern Illinois (2/22/15)
3-Point FG Made	3	vs. UT Martin (2/12/15)
3-Point FG Attempted	3	5x, last vs. Austin Peay (2/28/15)
FT Made	6	vs. Murray State (2/14/15)
FT Attempted	7	vs. Eastern Illinois (2/7/15)
Assists	6	vs. Morehead State (3/4/15)
Blocks	1	3x, last vs. UT Martin (2/12/15)
Steals	5	2x, last vs. Austin Peay (2/28/15)
Minutes	33	vs. Austin Peay (2/28/15)




11 MARCUS WALLACE

Career Statistics at Southeast Missouri

Overall																					
Season	G-GS	Min	Avg	FG-FGA	Pct	3FG-3FGA	Pct	FT-FTA	Pct	Off	Def	Tot	Avg	PF	FO	A	TO	Blk	Stl	Pts	Avg
2014-15	29-2	460	15.9	47-100	.470	13-34	.382	35-51	.686	15	33	48	1.7	50	1	44	35	3	35	142	4.9
Ohio Valley Conference Games Only																					
Season	G-GS	Min	Avg	FG-FGA	Pct	3FG-3FGA	Pct	FT-FTA	Pct	Off	Def	Tot	Avg	PF	FO	A	TO	Blk	Stl	Pts	Avg
2014-15	15-1	284	18.9	33-64	.516	10-21	.476	27-33	.818	9	18	27	1.8	29	1	21	15	2	23	103	6.9



Southeast Missouri State REDHAWKS



TONY ANDERSON


Forward
6-9 | 230 | Freshman (1)
Columbus, Ohio
Groveport Madison H.S.

1

Tallest player on this year's roster standing at 6'9", 230...Signed with the Redhawks on May 15, 2015...Went to Groveport Madison High School located on the outskirts of Columbus, Ohio...Earned First-Team Ohio Capital Conference and Second-Team All-District honors, while averaging 18 points and 11 rebounds his senior year...Three-star recruit by Rivals.com...Played first two prep seasons at Marion-Franklin High School in Columbus...Tranferred to the prestigious Oak Hill Academy in Virginia for his junior year, where he averaged 18 points, 12 rebounds and was his team's top free throw shooter...

Oak Hill Academy has produced players such as Carmelo Anthony, Rajon Rondo, Jerry Stackhouse and Brandon Jennings.

Personal: Born March 21, 1997...Majoring in Communications...Son of Anthony and Barbara Anderson...Initially committed to Toledo and was also recruited by Washington State, West Virginia, Kent State, College of Charleston and Western Kentucky.



JOEL ANGUS III


Forward
6-7 | 215 | Junior (3)
Brooklyn, N.Y.
Putnam Science Academy/Monroe College

5

First to sign a National Letter of intent under Rick Ray...Signed with the Redhawks on May 14, 2015, a little over a month after Ray was hired as Southeast's head coach...Spent the last season at Monroe College in New Rochelle, New York, leading the Mustangs to a National Junior College Athletic Association Region XV Championship...Started 15 games, ranking first on the team in scoring (15.4 ppg), rebounding (8.5 rpg), minutes (32.3 mpg) and field goal percentage (.550)...Registered six double-doubles and put up double figures in the scoring column 12 times...Was second on the team in blocks (13) and earned

all-region honors...Graduated from Boys and Girls High School in New York City in 2013, and attended Putnam Science Academy in Putnam, Connecticut the following year...Started his collegiate career at Westchester Community College in New York before transferring to Monroe College during the middle of his sophomore year...Averaged 12.6 points and 6.5 rebounds on a Westchester CC team that went 28-5 and advanced to the NJCAA Tournament.

Personal: Born January 4, 1994...Majoring in Finance...Son of Joel Angus, Jr. and Latasha Haynic.




XAVION DILLON

Forward
6-7 | 220 | Junior (3)
Tylertown, Miss.
Tylertown H.S./SW Mississippi CC

23

Played the last two seasons at Southwest Mississippi Community College...Led the team in rebounding (7.4 rpg) and blocks (28), and ranked third in scoring (10.8 ppg) as a sophomore...Started 21 of 22 games...Averaged seven points, 5.3 rebounds, and shot 53.3 percent (64-of-120) from the field in 25 games and three starts as a freshman...Also gathered 34 blocks that year...Averaged 25 points, 13 rebounds and five blocks per game as a senior at Tylertown High School.

Personal: Born November 11, 1994...Majoring in Agribusiness...Robert Morris, Southeastern Louisiana, Northwestern State and Southern Mississippi were among other schools that recruited Dillon...Is an avid piano player, who plays the organ at the church where his dad is a pastor.



ROBBY DOSIER


Guard
6-3 | 170 | Freshman (1)
Carbondale, Ill.
Marion H.S.

10

Shooting guard who signed with Southeast on the first day of the early signing period (Nov. 12, 2014)...Has the ability to get to the rim and knock down shots from the perimeter...Four-year letterman and two-year starter at Marion High School...Averaged 13 points per game as a senior...Scored 10 points and pulled down four rebounds a game as a junior, while helping lead the Wildcats to their first regional championship in 27 years...Spent his freshman and sophomore years at Carbondale High School in Carbondale, Illinois, before moving to Marion for his junior campaign...Outside of his prep career, he

gained more playing experience in the offseason with the 15U St. Louis Eagles and Illinois Bears...Averaged 17 points per game in his final AAU season...Won the dunk contest at the 28th Annual All-Star Classic Games.

Personal: Born October 23, 1996...Majoring in Sport Management...Son of John and Kay Dosier...His older brother, Ryan, is a Muppets Social Engagement Strategist for Disney Interactive...Southern Illinois, Missouri State, Western Illinois, Austin Peay, South Dakota State, Eastern Illinois and Rice were among other schools that showed interest.




KYLE GULLETT

Forward
6-6 | 205 | Freshman (1)
Paintsville, Ky.
Johnson Central H.S.

21

Small forward who joins the team as a walk-on...Attended Johnson Central High School in Paintsville, Kentucky...Became the 24th member of Johnson Central's 1,000-point club...Was named the Kentucky Association of Basketball Coaches Region 15 Player of the Year...Averaged 19 points, eight rebounds and three blocks a game, leading his team in all of those categories as a senior...Finished his high school career with a 11.7 points and 4.7 rebounds per game.

Personal: Born November 1, 1995... Majoring in Electrical Engineering... Son of Phillip and Shawn Gullett... Initially committed to NCAA Division III Transylvania University for its strong academic programs... Accumulated a 4.0 GPA, was No. 1 in his class and scored a 33 on his ACT.



TREY KELLUM

Forward
6-7 | 215 | Junior (4)
Peoria, Ill.
Peoria Central H.S./Florida A&M

13


2014-15: Sat out the season due to NCAA Division I transfer regulations.

Florida A&M: Played two seasons at Florida A&M...Ranked fourth on the team in scoring with 8.8 points per contest in 31 games and 27 starts in 2013-14...Shot 49.6 percent (111-of-224) from the field and led the Rattlers with 6.5 rebounds per game...Ranked second on the team with 22 blocks, while averaging 23.7 minutes per game...Made 15 starts and saw action in 31 games as a freshman in 2012-13...Averaged 6.3 points and 4.4 rebounds, and

gathered a total of 15 blocks...Played 21.7 minutes per contest that year.

Prep: Named the Peoria Journal Star's big school Player of the Year in 2012...Was the leading scorer (12.6 ppg) and rebounder (7.2 rpg) in helping lead Peoria Central High School to the Class 3A state title.

Personal: Born July 31, 1994... Majoring in General Studies...Son of Yolanda and Travis Kellum...Western Illinois, Eastern Illinois and UT Martin were other schools reported to have offered Kellum.



ERIC MCGILL


Guard
6-2 | 170 | Freshman (1)
Memphis, Tenn.
Bartlett H.S.

3

Comes to Southeast from Bartlett High School in Memphis, Tennessee...Can play the point and shooting guard positions... Two-time All-District and All-Metro selection, who averaged 20 points, six assists and 2.5 steals per game as a senior...Shot 41 percent from 3-point range, knocking down three 3-pointers per contest...Garnered Most Valuable Player honors at the Florida Go Southern Beach Classic

and Memphis Turkey Shootout... Notched 30 or more points on five occasions and scored 20 points in all but two of his starts...Also played for the Memphis Hoopers AAU club...Signed with the Redhawks on June 5, 2015.

Personal: Born December 22, 1996... Undeclared on his major.



JAYLIN STEWART

Forward
6-7 | 210 | Freshman (1)
Tallahassee, Fla.
Godby H.S.

0

Signed with Southeast on May 20, 2015...Led Godby High School to a perfect 31-0 record and its first-ever Florida 4A State Championship in 2014-15...Two-year starter for the Cougars...Averaged 9.5 points and 6.1 rebounds, and earned honorable mention All-Big Bend Conference honors as a senior...Attended Crisp County High School in Cordele, Georgia as a freshman and sophomore before moving to Florida to complete his prep career.

Personal: Born April 30, 1996... Majoring in Sport Management... Received additional interest from Illinois State, Evansville and Wyoming.



Southeast Missouri State REDHAWKS

Alabama A&M

	G-GS	Min	Avg	FG-FGA	Pct	3FG-3FGA	Pct	FT-FTA	Pct	Off	Def	Tot	Avg	PF	FO	A	TO	Blk	Stl	Pts	Avg
Jamaal Calvin	1-0	19	19.0	3-6	.500	3-6	.500	2-4	.500	1	2	3	3.0	1	0	0	1	0	1	11	11.0
Antionius Cleveland	1-1	17	17.0	1-4	.250	0-1	.000	6-8	.750	0	2	2	2.0	4	0	1	0	1	0	8	8.0
Marcus Wallace	1-0	14	14.0	1-2	.500	0-0	.000	3-6	.500	1	0	1	1.0	1	0	2	0	0	0	5	5.0
J.T. Jones	1-0	7	7.0	1-3	.333	0-1	.000	2-2	1.000	0	1	1	1.0	0	0	1	0	0	0	4	4.0
Ladarius Coleman	1-0	10	10.0	0-5	.000	0-1	.000	2-2	1.000	0	4	4	4.0	2	0	1	0	1	0	2	2.0
Isiah Jones	1-0	13	13.0	0-3	.000	0-2	.000	1-2	.500	2	0	2	2.0	1	0	1	2	0	0	1	1.0

Arkansas

	G-GS	Min	Avg	FG-FGA	Pct	3FG-3FGA	Pct	FT-FTA	Pct	Off	Def	Tot	Avg	PF	FO	A	TO	Blk	Stl	Pts	Avg
Antionius Cleveland	1-1	31	31.0	5-9	.556	0-1	.000	3-4	.750	1	2	3	3.0	4	0	4	1	0	2	13	13.0
Marcus Wallace	1-0	11	11.0	0-2	.000	0-1	.000	2-2	1.000	0	1	1	1.0	2	0	0	3	1	0	2	2.0
Ladarius Coleman	1-0	3	3.0	1-3	.333	0-1	.000	0-0	.000	0	2	2	2.0	0	0	1	0	0	0	2	2.0
Jamaal Calvin	1-0	8	8.0	0-0	.000	0-0	.000	0-0	.000	1	1	2	2.0	0	0	0	0	0	0	0	0.0
Isiah Jones	1-0	9	9.0	0-3	.000	0-1	.000	0-0	.000	0	2	2	2.0	0	0	0	1	0	0	0	0.0

Austin Peay

	G-GS	Min	Avg	FG-FGA	Pct	3FG-3FGA	Pct	FT-FTA	Pct	Off	Def	Tot	Avg	PF	FO	A	TO	Blk	Stl	Pts	Avg
Isiah Jones	2-2	50	25.0	7-15	.467	5-10	.500	2-4	.500	2	3	5	2.5	1	0	1	6	0	1	21	10.5
Antionius Cleveland	4-3	114	28.5	17-23	.739	3-6	.500	3-7	.429	1	17	18	4.5	13	1	10	7	5	5	40	10.0
Marcus Wallace	1-1	33	33.0	3-8	.375	2-3	.667	2-2	1.000	1	6	7	7.0	2	0	5	0	0	5	10	10.0
Jamaal Calvin	4-1	65	16.3	7-18	.389	5-14	.357	1-2	.500	0	5	5	1.3	2	0	10	0	0	1	20	5.0
Ladarius Coleman	1-0	3	3.0	0-1	.000	0-1	.000	0-0	.000	0	1	1	1.0	0	0	0	0	0	0	0	0.0
J.T. Jones	1-0	6	6.0	0-0	.000	0-0	.000	0-0	.000	1	0	1	1.0	0	0	1	0	0	0	0	0.0

Ball State

	G-GS	Min	Avg	FG-FGA	Pct	3FG-3FGA	Pct	FT-FTA	Pct	Off	Def	Tot	Avg	PF	FO	A	TO	Blk	Stl	Pts	Avg
Jamaal Calvin	3-1	51	17.0	6-14	.429	4-11	.364	1-2	.500	0	3	3	1.0	2	0	8	0	0	1	17	5.7
Antionius Cleveland	1-1	21	21.0	1-3	.333	0-0	.000	2-3	.667	0	2	2	2.0	4	0	1	2	0	4	4	4.0

Belmont

	G-GS	Min	Avg	FG-FGA	Pct	3FG-3FGA	Pct	FT-FTA	Pct	Off	Def	Tot	Avg	PF	FO	A	TO	Blk	Stl	Pts	Avg
Antionius Cleveland	2-2	52	26.0	3-11	.273	0-2	.000	6-8	.750	2	2	4	2.0	9	1	7	5	0	3	12	6.0
Marcus Wallace	1-0	21	21.0	1-3	.333	0-2	.000	3-4	.750	2	5	7	7.0	3	0	1	2	1	1	5	5.0
Jamaal Calvin	1-0	10	10.0	0-0	.000	0-0	.000	0-0	.000	0	2	2	2.0	0	0	2	0	0	0	0	0.0

Bowling Green

	G-GS	Min	Avg	FG-FGA	Pct	3FG-3FGA	Pct	FT-FTA	Pct	Off	Def	Tot	Avg	PF	FO	A	TO	Blk	Stl	Pts	Avg
Antionius Cleveland	1-1	23	23.0	2-7	.286	0-1	.000	0-0	.000	1	2	3	3.0	3	0	0	1	0	0	4	4.0
Jamaal Calvin	1-0	18	18.0	1-3	.333	1-3	.333	0-0	.000	0	1	1	1.0	0	0	2	0	0	0	3	3.0
Isiah Jones	1-0	11	11.0	0-1	.000	0-1	.000	0-0	.000	0	0	0	0.0	3	0	0	1	0	1	0	0.0
Marcus Wallace	1-0	2	2.0	0-0	.000	0-0	.000	0-0	.000	0	1	1	1.0	0	0	0	1	0	0	0	0.0

Central Arkansas

	G-GS	Min	Avg	FG-FGA	Pct	3FG-3FGA	Pct	FT-FTA	Pct	Off	Def	Tot	Avg	PF	FO	A	TO	Blk	Stl	Pts	Avg
Antionius Cleveland	1-1	29	29.0	6-12	.500	0-3	.000	2-8	.250	4	7	11	11.0	3	0	0	0	0	2	14	14.0
Isiah Jones	1-0	11	11.0	1-2	.500	1-2	.500	0-0	.000	0	1	1	1.0	3	0	1	1	0	0	3	3.0
Marcus Wallace	1-0	11	11.0	1-2	.500	0-1	.000	0-0	.000	0	1	1	1.0	3	0	3	1	0	1	2	2.0
Jamaal Calvin	1-0	8	8.0	0-0	.000	0-0	.000	1-2	.500	0	2	2	2.0	0	0	0	1	0	1	1	1.0

Central Baptist College

	G-GS	Min	Avg	FG-FGA	Pct	3FG-3FGA	Pct	FT-FTA	Pct	Off	Def	Tot	Avg	PF	FO	A	TO	Blk	Stl	Pts	Avg
Jamaal Calvin	1-1	30	30.0	6-17	.353	4-10	.400	3-3	1.000	3	3	6	6.0	3	0	2	0	0	4	19	19.0
Antionius Cleveland	1-1	21	21.0	5-8	.625	0-2	.000	3-5	.600	3	5	8	8.0	2	0	2	2	2	4	13	13.0

RETURNEE CAREER STATISTICS VS. ALL OPPONENTS

Eastern Illinois

	G-GS	Min	Avg	FG-FGA	Pct	3FG-3FGA	Pct	FT-FTA	Pct	Off	Def	Tot	Avg	PF	FO	A	TO	Blk	Stl	Pts	Avg
Marcus Wallace	2-0	56	28.0	12-19	.632	3-5	.600	5-7	.714	3	0	3	1.5	6	0	3	3	0	4	32	16.0
Antonius Cleveland	5-2	112	22.4	18-44	.409	2-8	.250	10-16	.625	12	13	25	5.0	7	0	6	8	0	8	48	9.6
Isiah Jones	2-2	55	27.5	6-16	.375	5-11	.455	0-1	.000	1	7	8	4.0	4	0	3	2	1	2	17	8.5
Jamaal Calvin	5-2	81	16.2	3-16	.188	1-10	.100	0-0	.000	1	5	6	1.2	3	0	6	2	0	2	7	1.4

Eastern Kentucky

	G-GS	Min	Avg	FG-FGA	Pct	3FG-3FGA	Pct	FT-FTA	Pct	Off	Def	Tot	Avg	PF	FO	A	TO	Blk	Stl	Pts	Avg
Isiah Jones	1-1	33	33.0	3-8	.375	2-5	.400	2-2	1.000	0	4	4	4.0	2	0	2	8	0	1	10	10.0
Antonius Cleveland	3-2	81	27.0	6-16	.375	2-2	1.000	4-7	.571	3	6	9	3.0	11	0	3	3	1	2	18	6.0
Jamaal Calvin	3-0	35	11.7	4-11	.364	4-8	.500	5-6	.833	1	1	2	0.7	3	0	3	2	0	0	17	5.7
Marcus Wallace	1-0	19	19.0	1-3	.333	0-0	.000	3-4	.750	1	3	4	4.0	1	0	3	0	0	1	5	5.0

Hannibal-LaGrange

	G-GS	Min	Avg	FG-FGA	Pct	3FG-3FGA	Pct	FT-FTA	Pct	Off	Def	Tot	Avg	PF	FO	A	TO	Blk	Stl	Pts	Avg
Isiah Jones	1-1	23	23.0	3-7	.429	1-4	.250	3-3	1.000	0	2	2	2.0	1	0	5	1	0	1	10	10.0
Antonius Cleveland	1-1	21	21.0	4-6	.667	0-0	.000	0-1	.000	0	5	5	5.0	0	0	2	3	1	2	8	8.0
Ladarius Coleman	1-0	8	8.0	2-4	.500	0-1	.000	1-1	1.000	0	2	2	2.0	0	0	0	0	0	0	5	5.0
Marcus Wallace	1-0	15	15.0	1-3	.333	1-1	1.000	0-0	.000	2	4	6	6.0	1	0	2	2	0	2	3	3.0
Jamaal Calvin	1-0	16	16.0	1-2	.500	0-1	.000	0-0	.000	1	0	1	1.0	1	0	0	2	0	1	2	2.0
J.T. Jones	1-0	5	5.0	1-2	.500	0-1	.000	0-2	.000	2	2	4	4.0	1	0	0	2	0	0	2	2.0

Harris-Stowe

	G-GS	Min	Avg	FG-FGA	Pct	3FG-3FGA	Pct	FT-FTA	Pct	Off	Def	Tot	Avg	PF	FO	A	TO	Blk	Stl	Pts	Avg
Antonius Cleveland	1-1	20	20.0	4-10	.400	0-0	.000	5-8	.625	5	2	7	7.0	1	0	3	2	0	2	13	13.0
Marcus Wallace	1-0	27	27.0	4-7	.571	2-3	.667	1-2	.500	1	3	4	4.0	2	0	4	2	0	5	11	11.0
Ladarius Coleman	1-0	17	17.0	1-5	.200	0-1	.000	3-4	.750	0	1	1	1.0	1	0	1	1	0	0	5	5.0
J.T. Jones	1-0	5	5.0	1-1	1.000	1-1	1.000	0-0	.000	2	1	3	3.0	1	0	0	0	0	0	3	3.0
Isiah Jones	1-0	16	16.0	1-5	.200	0-3	.000	0-0	.000	0	2	2	2.0	2	0	3	1	0	2	2	2.0

Illinois-Chicago

	G-GS	Min	Avg	FG-FGA	Pct	3FG-3FGA	Pct	FT-FTA	Pct	Off	Def	Tot	Avg	PF	FO	A	TO	Blk	Stl	Pts	Avg
Antonius Cleveland	1-1	28	28.0	2-4	.500	0-1	.000	3-4	.750	0	2	2	2.0	2	0	1	2	2	1	7	7.0
Jamaal Calvin	1-0	8	8.0	0-3	.000	0-2	.000	0-0	.000	0	0	0	0.0	1	0	1	0	0	0	0	0.0

IUPUI

	G-GS	Min	Avg	FG-FGA	Pct	3FG-3FGA	Pct	FT-FTA	Pct	Off	Def	Tot	Avg	PF	FO	A	TO	Blk	Stl	Pts	Avg
Jamaal Calvin	2-0	35	17.5	6-11	.545	4-9	.444	1-3	.333	0	2	2	1.0	7	0	4	2	0	5	17	8.5
Antonius Cleveland	2-2	52	26.0	6-15	.400	0-1	.000	4-9	.444	1	5	6	3.0	5	0	6	2	0	3	16	8.0

Jacksonville State

	G-GS	Min	Avg	FG-FGA	Pct	3FG-3FGA	Pct	FT-FTA	Pct	Off	Def	Tot	Avg	PF	FO	A	TO	Blk	Stl	Pts	Avg
Jamaal Calvin	1-0	25	25.0	3-4	.750	3-4	.750	4-4	1.000	0	4	4	4.0	4	0	1	0	0	1	13	13.0
Isiah Jones	1-1	28	28.0	4-9	.444	1-4	.250	0-0	.000	1	1	2	2.0	2	0	2	2	0	0	9	9.0
Antonius Cleveland	2-1	45	22.5	5-10	.500	2-3	.667	1-2	.500	1	1	2	1.0	2	0	3	4	0	0	13	6.5
Marcus Wallace	1-0	4	4.0	1-1	1.000	0-0	.000	0-0	.000	0	1	1	1.0	1	0	0	2	0	0	2	2.0

Kansas City

	G-GS	Min	Avg	FG-FGA	Pct	3FG-3FGA	Pct	FT-FTA	Pct	Off	Def	Tot	Avg	PF	FO	A	TO	Blk	Stl	Pts	Avg
Antonius Cleveland	1-1	28	28.0	5-9	.556	0-2	.000	1-1	1.000	2	2	4	4.0	5	1	0	4	2	1	11	11.0
Jamaal Calvin	1-0	12	12.0	1-2	.500	0-1	.000	0-0	.000	0	2	2	2.0	2	0	0	1	0	2	2	2.0



Southeast Missouri State REDHAWKS

Loyola Marymount

	G-GS	Min	Avg	FG-FGA	Pct	3FG-3FGA	Pct	FT-FTA	Pct	Off	Def	Tot	Avg	PF	FO	A	TO	Blk	Stl	Pts	Avg
Antonius Cleveland	1-1	36	36.0	8-16	.500	0-4	.000	0-2	.000	1	1	2	2.0	2	0	4	0	0	1	16	16.0
Isiah Jones	1-1	25	25.0	4-13	.308	3-9	.333	0-0	.000	1	4	5	5.0	4	0	2	0	0	0	11	11.0
Jamaal Calvin	1-0	21	21.0	0-3	.000	0-2	.000	2-2	1.000	3	1	4	4.0	2	0	3	2	0	0	2	2.0
J.T. Jones	1-0	2	2.0	0-1	.000	0-0	.000	0-0	.000	0	0	0	0.0	1	0	0	0	0	0	0	0.0
Marcus Wallace	1-0	1	1.0	0-2	.000	0-1	.000	0-0	.000	0	0	0	0.0	1	0	1	0	0	0	0	0.0

Memphis

	G-GS	Min	Avg	FG-FGA	Pct	3FG-3FGA	Pct	FT-FTA	Pct	Off	Def	Tot	Avg	PF	FO	A	TO	Blk	Stl	Pts	Avg
Antonius Cleveland	1-1	31	31.0	6-9	.667	1-2	.500	1-2	.500	2	0	2	2.0	2	0	3	3	0	1	14	14.0

Mid-Continent

	G-GS	Min	Avg	FG-FGA	Pct	3FG-3FGA	Pct	FT-FTA	Pct	Off	Def	Tot	Avg	PF	FO	A	TO	Blk	Stl	Pts	Avg
Jamaal Calvin	1-0	18	18.0	5-10	.500	4-8	.500	0-0	.000	0	4	4	4.0	1	0	1	1	0	0	14	14.0
Antonius Cleveland	1-1	24	24.0	6-8	.750	0-0	.000	1-3	.333	3	1	4	4.0	2	0	4	0	1	2	13	13.0

Mississippi

	G-GS	Min	Avg	FG-FGA	Pct	3FG-3FGA	Pct	FT-FTA	Pct	Off	Def	Tot	Avg	PF	FO	A	TO	Blk	Stl	Pts	Avg
Ladarius Coleman	1-0	19	19.0	2-5	.400	2-3	.667	2-2	1.000	0	0	0	0.0	2	0	0	1	0	0	8	8.0
Antonius Cleveland	1-1	20	20.0	3-7	.429	0-1	.000	0-1	.000	2	1	3	3.0	2	0	0	0	1	0	6	6.0
Isiah Jones	1-0	13	13.0	2-4	.500	1-3	.333	0-0	.000	0	1	1	1.0	1	0	1	1	0	0	5	5.0
Marcus Wallace	1-0	21	21.0	1-5	.200	0-1	.000	1-3	.333	0	1	1	1.0	4	0	3	2	0	2	3	3.0
Jamaal Calvin	1-0	12	12.0	0-2	.000	0-2	.000	0-0	.000	0	0	0	0.0	0	0	0	0	0	0	0	0.0
J.T. Jones	1-0	11	11.0	0-0	.000	0-0	.000	0-0	.000	0	0	0	0.0	0	0	0	0	0	0	0	0.0

Missouri

	G-GS	Min	Avg	FG-FGA	Pct	3FG-3FGA	Pct	FT-FTA	Pct	Off	Def	Tot	Avg	PF	FO	A	TO	Blk	Stl	Pts	Avg
Antonius Cleveland	1-1	35	35.0	4-9	.444	0-3	.000	2-7	.286	0	4	4	4.0	2	0	3	0	0	1	10	10.0
Isiah Jones	1-0	15	15.0	3-5	.600	3-5	.600	0-0	.000	2	3	5	5.0	0	0	0	1	0	0	9	9.0
Marcus Wallace	1-0	7	7.0	1-1	1.000	0-0	.000	0-0	.000	1	0	1	1.0	0	0	0	1	0	0	2	2.0
Jamaal Calvin	1-0	3	3.0	0-2	.000	0-1	.000	0-0	.000	0	0	0	0.0	0	0	0	0	0	0	0	0.0

Missouri State

	G-GS	Min	Avg	FG-FGA	Pct	3FG-3FGA	Pct	FT-FTA	Pct	Off	Def	Tot	Avg	PF	FO	A	TO	Blk	Stl	Pts	Avg
Antonius Cleveland	2-2	46	23.0	10-19	.526	4-8	.500	5-9	.556	3	3	6	3.0	8	1	0	2	0	0	29	14.5
Isiah Jones	1-0	23	23.0	3-12	.250	2-9	.222	3-4	.750	1	0	1	1.0	3	0	1	3	0	0	11	11.0
Jamaal Calvin	2-0	23	11.5	2-4	.500	0-2	.000	0-0	.000	2	1	3	1.5	3	0	2	3	0	3	4	2.0
Marcus Wallace	1-0	2	2.0	0-0	.000	0-0	.000	0-2	.000	0	0	0	0.0	0	0	0	0	0	1	0	0.0

Morehead State

	G-GS	Min	Avg	FG-FGA	Pct	3FG-3FGA	Pct	FT-FTA	Pct	Off	Def	Tot	Avg	PF	FO	A	TO	Blk	Stl	Pts	Avg
Isiah Jones	2-2	61	30.5	12-23	.522	5-14	.357	4-5	.800	3	6	9	4.5	5	0	3	8	0	2	33	16.5
Antonius Cleveland	3-3	84	28.0	8-21	.381	0-3	.000	12-23	.522	2	15	17	5.7	5	0	5	7	3	3	28	9.3
Marcus Wallace	2-1	55	27.5	5-9	.556	0-1	.000	1-3	.333	3	3	6	3.0	5	0	6	5	0	0	11	5.5
Jamaal Calvin	2-0	29	14.5	3-6	.500	2-5	.400	3-4	.750	0	3	3	1.5	3	0	0	0	0	1	11	5.5
Ladarius Coleman	1-0	4	4.0	0-0	.000	0-0	.000	0-0	.000	0	0	0	0.0	0	0	0	1	0	0	0	0.0
J.T. Jones	1-0	0	0.0	0-0	.000	0-0	.000	0-0	.000	0	0	0	0.0	0	0	0	0	0	0	0	0.0

Murray State

	G-GS	Min	Avg	FG-FGA	Pct	3FG-3FGA	Pct	FT-FTA	Pct	Off	Def	Tot	Avg	PF	FO	A	TO	Blk	Stl	Pts	Avg
Antonius Cleveland	4-3	125	31.3	21-41	.512	2-7	.286	19-26	.731	5	14	19	4.8	13	0	7	9	1	1	63	15.8
Isiah Jones	2-2	74	37.0	10-26	.385	7-16	.438	2-2	1.000	1	4	5	2.5	6	0	5	3	1	3	29	14.5
Marcus Wallace	2-0	49	24.5	6-9	.667	2-3	.667	6-6	1.000	0	1	1	0.5	7	1	4	2	0	6	20	10.0
Jamaal Calvin	4-3	88	22.0	7-18	.389	5-11	.455	8-9	.889	0	1	1	0.3	6	0	5	5	0	3	27	6.8
J.T. Jones	1-0	8	8.0	1-2	.500	0-0	.000	0-0	.000	0	0	0	0.0	4	0	1	0	0	0	2	2.0

RETURNEE CAREER STATISTICS VS. ALL OPPONENTS

Northern Kentucky

	G-GS	Min	Avg	FG-FGA	Pct	3FG-3FGA	Pct	FT-FTA	Pct	Off	Def	Tot	Avg	PF	FO	A	TO	Blk	Stl	Pts	Avg
Antonius Cleveland	1-1	28	28.0	2-6	.333	0-3	.000	2-2	1.000	0	1	1	1.0	3	0	0	0	0	1	6	6.0
Jamaal Calvin	1-0	5	5.0	1-2	.500	1-2	.500	0-0	.000	0	0	0	0.0	0	0	0	1	0	0	3	3.0

Saint Louis

	G-GS	Min	Avg	FG-FGA	Pct	3FG-3FGA	Pct	FT-FTA	Pct	Off	Def	Tot	Avg	PF	FO	A	TO	Blk	Stl	Pts	Avg
Antonius Cleveland	1-1	35	35.0	4-11	.364	1-4	.250	5-8	.625	4	3	7	7.0	3	0	1	3	1	1	14	14.0
Jamaal Calvin	1-0	24	24.0	0-5	.000	0-4	.000	0-0	.000	0	0	0	0.0	4	0	1	3	0	4	0	0.0

San Diego

	G-GS	Min	Avg	FG-FGA	Pct	3FG-3FGA	Pct	FT-FTA	Pct	Off	Def	Tot	Avg	PF	FO	A	TO	Blk	Stl	Pts	Avg
Isiah Jones	1-1	28	28.0	3-10	.300	1-6	.167	4-6	.667	0	6	6	6.0	2	0	4	5	0	1	11	11.0
Antonius Cleveland	1-1	29	29.0	4-7	.571	0-0	.000	2-4	.500	1	3	4	4.0	4	0	0	2	1	1	10	10.0
Marcus Wallace	1-0	18	18.0	2-3	.667	0-1	.000	0-0	.000	0	1	1	1.0	4	0	0	3	0	1	4	4.0
Jamaal Calvin	1-0	25	25.0	1-4	.250	0-3	.000	2-2	1.000	0	0	0	0.0	1	0	1	0	0	0	4	4.0

Southeastern Louisiana

	G-GS	Min	Avg	FG-FGA	Pct	3FG-3FGA	Pct	FT-FTA	Pct	Off	Def	Tot	Avg	PF	FO	A	TO	Blk	Stl	Pts	Avg
Antonius Cleveland	2-2	45	22.5	5-10	.500	1-3	.333	4-6	.667	5	5	10	5.0	3	0	5	3	3	3	15	7.5
Jamaal Calvin	2-0	26	13.0	2-6	.333	1-4	.250	0-0	.000	1	1	2	1.0	3	0	1	0	0	1	5	2.5
Isiah Jones	1-0	12	12.0	0-2	.000	0-2	.000	0-0	.000	1	2	3	3.0	2	0	0	1	0	0	0	0.0
Marcus Wallace	1-0	8	8.0	0-3	.000	0-3	.000	0-0	.000	0	0	0	0.0	1	0	2	1	0	0	0	0.0

Southern Illinois

	G-GS	Min	Avg	FG-FGA	Pct	3FG-3FGA	Pct	FT-FTA	Pct	Off	Def	Tot	Avg	PF	FO	A	TO	Blk	Stl	Pts	Avg
Isiah Jones	1-0	30	30.0	3-5	.600	3-5	.600	1-2	.500	0	5	5	5.0	2	0	4	1	0	0	10	10.0
Antonius Cleveland	1-1	26	26.0	2-7	.286	1-3	.333	0-1	.000	1	2	3	3.0	0	0	1	2	1	1	5	5.0
Jamaal Calvin	1-0	14	14.0	0-2	.000	0-2	.000	2-2	1.000	0	1	1	1.0	2	0	1	1	0	0	2	2.0
Marcus Wallace	1-0	2	2.0	0-1	.000	0-1	.000	0-0	.000	0	0	0	0.0	0	0	0	0	0	0	0	0.0

SIU Edwardsville

	G-GS	Min	Avg	FG-FGA	Pct	3FG-3FGA	Pct	FT-FTA	Pct	Off	Def	Tot	Avg	PF	FO	A	TO	Blk	Stl	Pts	Avg
Isiah Jones	2-2	52	26.0	12-27	.444	7-15	.467	2-2	1.000	3	3	6	3.0	4	0	3	8	0	0	33	16.5
Jamaal Calvin	4-1	86	21.5	9-22	.409	6-16	.375	1-2	.500	2	9	11	2.8	12	0	6	3	0	2	25	6.3
Antonius Cleveland	4-3	80	20.0	8-17	.471	0-3	.000	7-10	.700	4	8	12	3.0	12	1	6	3	0	6	23	5.8
Ladarius Coleman	1-0	15	15.0	0-2	.000	0-0	.000	3-4	.750	0	2	2	2.0	0	0	2	0	0	1	3	3.0
Marcus Wallace	2-0	29	14.5	1-4	.250	0-1	.000	2-3	.667	0	0	0	0.0	1	0	3	2	0	1	4	2.0
J.T. Jones	1-0	7	7.0	0-1	.000	0-1	.000	0-0	.000	1	1	2	2.0	1	0	0	0	0	0	0	0.0

Tennessee State

	G-GS	Min	Avg	FG-FGA	Pct	3FG-3FGA	Pct	FT-FTA	Pct	Off	Def	Tot	Avg	PF	FO	A	TO	Blk	Stl	Pts	Avg
Antonius Cleveland	2-2	65	32.5	11-19	.579	1-2	.500	6-10	.600	2	6	8	4.0	5	0	5	5	1	3	29	14.5
Isiah Jones	1-1	40	40.0	4-9	.444	4-7	.571	1-2	.500	2	5	7	7.0	0	0	5	2	0	2	13	13.0
Marcus Wallace	1-0	10	10.0	2-5	.400	0-1	.000	1-1	1.000	0	1	1	1.0	1	0	0	0	0	1	5	5.0
Jamaal Calvin	1-0	3	3.0	0-2	.000	0-2	.000	0-0	.000	0	0	0	0.0	1	0	0	0	0	0	0	0.0

Tennessee Tech

	G-GS	Min	Avg	FG-FGA	Pct	3FG-3FGA	Pct	FT-FTA	Pct	Off	Def	Tot	Avg	PF	FO	A	TO	Blk	Stl	Pts	Avg
Isiah Jones	1-1	34	34.0	3-8	.375	3-8	.375	0-0	.000	1	5	6	6.0	4	0	2	0	0	1	9	9.0
Jamaal Calvin	2-0	34	17.0	5-9	.556	3-4	.750	2-2	1.000	3	2	5	2.5	3	0	5	7	0	1	15	7.5
Antonius Cleveland	2-1	28	14.0	3-8	.375	1-3	.333	2-4	.500	1	2	3	1.5	3	0	3	1	1	2	9	4.5
Marcus Wallace	1-0	11	11.0	0-3	.000	0-1	.000	2-2	1.000	0	1	1	1.0	1	0	1	0	0	1	2	2.0



Southeast Missouri State REDHAWKS

Texas State

	G-GS	Min	Avg	FG-FGA	Pct	3FG-3FGA	Pct	FT-FTA	Pct	Off	Def	Tot	Avg	PF	FO	A	TO	Blk	Stl	Pts	Avg
Antonius Cleveland	1-1	29	29.0	5-7	.714	1-1	1.000	2-4	.500	1	1	2	2.0	2	0	4	2	1	0	13	13.0
Jamaal Calvin	1-0	4	4.0	0-0	.000	0-0	.000	0-0	.000	0	0	0	0.0	0	0	0	1	0	0	0	0.0

Tulane

	G-GS	Min	Avg	FG-FGA	Pct	3FG-3FGA	Pct	FT-FTA	Pct	Off	Def	Tot	Avg	PF	FO	A	TO	Blk	Stl	Pts	Avg
Antonius Cleveland	1-1	23	23.0	6-8	.750	1-3	.333	4-4	1.000	2	0	2	2.0	3	0	4	2	0	0	17	17.0
Jamaal Calvin	1-0	17	17.0	4-5	.800	3-3	1.000	2-2	1.000	0	1	1	1.0	0	0	1	1	0	2	13	13.0

UT Martin

	G-GS	Min	Avg	FG-FGA	Pct	3FG-3FGA	Pct	FT-FTA	Pct	Off	Def	Tot	Avg	PF	FO	A	TO	Blk	Stl	Pts	Avg
Isiah Jones	2-2	64	32.0	14-24	.583	8-15	.533	1-2	.500	1	4	5	2.5	5	0	7	2	0	2	37	18.5
Antonius Cleveland	4-2	103	25.8	21-37	.568	3-10	.300	6-12	.500	5	7	12	3.0	9	0	4	9	2	4	51	12.8
J.T. Jones	1-0	14	14.0	3-6	.500	1-2	.500	0-0	.000	1	2	3	3.0	3	0	3	0	0	0	7	7.0
Marcus Wallace	2-0	34	17.0	4-5	.800	3-4	.750	3-4	.750	0	0	0	0.0	3	0	1	3	1	3	14	7.0
Jamaal Calvin	4-1	51	12.8	2-12	.167	1-9	.111	0-0	.000	1	1	2	0.5	1	0	5	1	0	2	5	1.3
Ladarius Coleman	2-0	14	7.0	1-2	.500	0-0	.000	0-0	.000	1	3	4	2.0	1	0	1	1	0	0	2	1.0



YEAR IN REVIEW





Southeast Missouri State REDHAWKS

All Games (13-17; 9-5 Home; 4-10 Away; 0-2 Neutral; 7-9 and 8th in the OVC/5th in OVC West)

							TOTAL			3-PTS			REBOUNDS																	
No.	Player	GP	GS	Min	Avg	FG	FGA	Pct	3FG	3FGA	Pct	FT	FTA	Pct	Off	Def	Tot	Avg	PF	FQ	A	TQ	Blk	Stl	Pts	Avg				
23	Jarekious Bradley	26	18	768	29.5	146	343	.426	46	141	.326	83	94	.883	43	101	144	5.5	63	3	35	50	18	26	421	16.2				
4	Antonius Cleveland	30	30	871	29.0	120	254	.472	12	57	.211	71	125	.568	41	102	143	4.8	73	1	55	39	15	38	323	10.8				
1	Nino Johnson	30	30	874	29.1	123	228	.539	0	1	.000	65	126	.516	70	141	211	7.0	89	1	36	63	64	41	311	10.4				
2	Isiah Jones	30	19	748	24.9	101	246	.411	65	163	.399	26	37	.703	22	72	94	3.1	61	0	57	60	2	19	293	9.8				
24	Aaron Adeoye	30	23	604	20.1	59	131	.450	3	13	.231	34	49	.694	39	85	124	4.1	83	5	25	43	18	17	155	5.2				
11	Marcus Wallace	29	2	460	15.9	47	100	.470	13	34	.382	35	51	.686	15	33	48	1.7	50	1	44	35	3	35	142	4.9				
55	J.J. Thompson	28	20	600	21.4	45	114	.395	15	33	.455	27	39	.692	12	35	47	1.7	50	1	78	47	1	16	132	4.7				
0	Josh Langford	22	1	322	14.6	37	92	.402	4	13	.308	24	34	.706	15	25	40	1.8	54	0	6	26	6	9	102	4.6				
12	Jamaal Calvin	27	7	447	16.6	32	89	.360	23	69	.333	19	23	.826	12	25	37	1.4	35	0	21	15	0	12	106	3.9				
5	Caleb Woods	5	0	21	4.2	6	14	.429	4	9	.444	2	4	.500	2	1	3	0.6	1	0	3	0	0	1	18	3.6				
25	Ladarius Coleman	10	0	93	9.3	7	27	.259	2	8	.250	11	13	.846	1	15	16	1.6	6	0	6	4	1	1	27	2.7				
10	T.J. Thomas	15	0	120	8.0	9	19	.474	0	0	.000	15	20	.750	12	12	24	1.6	17	0	4	7	4	2	33	2.2				
33	J.T. Jones	12	0	77	6.4	8	21	.381	2	8	.250	2	4	.500	8	8	16	1.3	14	0	6	3	0	1	20	1.7				
15	Darrian Gray	3	0	20	6.7	2	8	.250	0	4	.000	0	2	.000	1	1	2	0.7	2	0	2	0	0	0	4	1.3				
TM TEAM															53	48	101	3.4												
Total.....		30	30	6025	-	742	1686	.440	189	553	.342	414	621	.667	346	704	1050	35.0	598	12	378	394	132	218	2087	69.6				
Opponents.....		30	30	6025	-	703	1611	.436	204	512	.398	454	660	.688	315	721	1036	34.5	557	-	361	413	75	177	2064	68.8				

2014-15 Results

Date	Opponent	Result	Score	Attendance	Team Statistics	SEMO	Opponent
11-14-14	at Loyola Marymount !	L	66-76	1703	SCORING.....	2087	2064
11-15-14	vs San Diego !	L	56-67	1362	Points per game.....	69.6	68.8
11-18-14	HANNIBAL-LAGRANGE	W	86-49	1623	Scoring margin.....	+0.8	-
11-22-14	at Central Arkansas	W	74-68	748	FIELD GOALS-ATT.....	742-1686	703-1611
11-25-14	at Bowling Green	L	54-62	1284	Field goal pct.....	44.0	43.6
11-29-14	ALABAMA A&M	W	85-51	1103	3 POINT FG-ATT.....	189-553	204-512
12-02-14	at Missouri	L	61-65	5506	3-point FG pct.....	34.2	39.8
12-06-14	SOUTHEASTERN LA.	W	63-59	1288	3-pt FG made per game.....	6.3	6.8
12-10-14	SOUTHERN ILLINOIS	W	55-54	3507	FREE THROWS-ATT.....	414-621	454-660
12-13-14	MISSOURI STATE	L	61-73	3043	Free throw pct.....	66.7	68.8
12-20-14	at Arkansas @	L	67-84	11375	F-Throws made per game.....	13.8	15.1
12-22-14	at Ole Miss \$	L	51-82	2222	REBOUNDS.....	1050	1036
12-28-14	HARRIS-STOWE	W	94-66	1549	Rebounds per game.....	35.0	34.5
01-01-15	at Belmont*	L	77-78	1597	Rebounding margin.....	+0.5	-
01-03-15	at Tennessee State*	W	77-62	988	ASSISTS.....	378	361
01-08-15	MOREHEAD STATE*	L	57-70	1724	Assists per game.....	12.6	12.0
01-10-15	EASTERN KENTUCKY*	L	55-68	1924	TURNOVERS.....	394	413
01-14-15	at Jacksonville State*	W	69-52	1598	Turnovers per game.....	13.1	13.8
01-17-15	TENNESSEE TECH*	W	65-61	2964	Turnover margin.....	+0.6	-
01-24-15	at UT Martin*	L	53-70	2983	Assist/turnover ratio.....	1.0	0.9
01-29-15	SIUE*	L	61-75	2095	STEALS.....	218	177
01-31-15	at Austin Peay*	W	70-64	3577	Steals per game.....	7.3	5.9
02-05-15	at Murray State*	L	72-82	4184	BLOCKS.....	132	75
02-07-15	EASTERN ILLINOIS*	W	68-64	1754	Blocks per game.....	4.4	2.5
02-12-15	UT MARTIN*	W	98-76	2431	ATTENDANCE.....	31104	42393
02-14-15	MURRAY STATE*	L	92-94 ^{OT}	3218	Home games-Avg/Game.....	14-2222	14-2879
02-19-15	at SIUE*	L	72-75	1221	Neutral site-Avg/Game.....	-	2-1042
02-22-15	at Eastern Illinois*	L	65-73	1322			
02-28-15	AUSTIN PEAY*	W	89-65	2881			
03-04-15	vs Morehead State #	L	74-79	723			

* - Ohio Valley Conference Game; ! - LMU Classic (Los Angeles, Calif.);
 @ - Verizon Arena (Little Rock, Ark.); \$ - Landers Arena (Southaven, Miss.);
 # - Ohio Valley Conference Tournament (Nashville, Tenn.)

Score by Periods	1st	2nd	OT	Totals
Southeast Missouri	1027	1053	7	2087
Opponents	993	1062	9	2064

2014-15 STATISTICS

Conference Games (7-9 Overall; 4-4 Home; 3-5 Away)

							TOTAL			3-PTS			REBOUNDS													
No.	Player	GP	GS	Min	Avg	FG	FGA	Pct	3FG	3FGA	Pct	FT	FTA	Pct	Off	Def	Tot	Avg	PF	FO	A	TO	Blk	Stl	Pts	Avg
23	Jarekious Bradley	14	7	406	29.0	81	171	.474	23	67	.343	44	51	.863	27	59	86	6.1	35	2	18	27	12	10	229	16.4
2	Isiah Jones	16	15	490	30.6	74	166	.446	47	105	.448	12	18	.667	14	43	57	3.6	34	0	34	39	2	13	207	12.9
4	Antonius Cleveland	16	16	493	30.8	65	137	.474	8	32	.250	40	65	.615	18	60	78	4.9	42	1	31	23	7	24	178	11.1
1	Nino Johnson	16	16	468	29.3	64	126	.508	0	1	.000	45	79	.570	40	79	119	7.4	51	1	27	35	32	18	173	10.8
11	Marcus Wallace	15	1	284	18.9	33	64	.516	10	21	.476	27	33	.818	9	18	27	1.8	29	1	21	15	2	23	103	6.9
55	J.J. Thompson	14	8	292	20.9	24	57	.421	5	14	.357	18	26	.692	5	18	23	1.6	30	1	32	20	1	5	71	5.1
5	Caleb Woods	2	0	4	2.0	3	9	.333	3	7	.429	0	0	.000	1	1	2	1.0	0	0	1	0	0	0	9	4.5
12	Jamaal Calvin	14	7	253	18.1	20	54	.370	16	41	.390	7	7	1.000	5	14	19	1.4	22	0	14	6	0	6	63	4.5
24	Aaron Adeoye	16	10	286	17.9	22	60	.367	0	5	.000	15	21	.714	18	33	51	3.2	38	1	10	23	8	6	59	3.7
0	Josh Langford	11	0	147	13.4	11	37	.297	2	6	.333	7	14	.500	3	7	10	0.9	25	0	0	8	5	3	31	2.8
33	J.T. Jones	6	0	47	7.8	5	14	.357	1	5	.200	0	0	.000	4	4	8	1.3	11	0	5	1	0	1	11	1.8
25	Ladarius Coleman	5	0	36	7.2	1	5	.200	0	1	.000	3	4	.750	1	6	7	1.4	1	0	3	2	0	1	5	1.0
10	T.J. Thomas	7	0	19	2.7	0	2	.000	0	0	.000	1	2	.500	4	0	4	0.6	6	0	2	1	0	0	1	0.1
TM	TEAM														29	28	57	3.6				1				
	Total.....	16	16	3225	-	403	902	.447	115	305	.377	219	320	.684	178	370	548	34.2	324	7	198	201	69	110	1140	71.2
	Opponents.....	16	16	3225	-	383	872	.439	112	290	.386	251	362	.693	180	380	560	35.0	278	-	181	205	35	93	1129	70.6

Home Games (9-5 Overall; 4-4 OVC)

							TOTAL			3-PTS			REBOUNDS													
No.	Player	GP	GS	Min	Avg	FG	FGA	Pct	3FG	3FGA	Pct	FT	FTA	Pct	Off	Def	Tot	Avg	PF	FO	A	TO	Blk	Stl	Pts	Avg
23	Jarekious Bradley	14	9	403	28.8	69	172	.401	26	78	.333	41	48	.854	18	49	67	4.8	33	2	21	28	9	13	205	14.6
4	Antonius Cleveland	14	14	381	27.2	55	111	.495	8	27	.296	33	56	.589	22	57	79	5.6	31	1	23	17	9	23	151	10.8
1	Nino Johnson	14	14	376	26.9	52	102	.510	0	1	.000	32	71	.451	32	66	98	7.0	35	0	11	30	34	22	136	9.7
2	Isiah Jones	14	9	361	25.8	46	113	.407	26	75	.347	14	21	.667	9	34	43	3.1	28	0	31	34	1	8	132	9.4
24	Aaron Adeoye	14	11	304	21.7	35	68	.515	3	8	.375	20	26	.769	21	42	63	4.5	32	0	14	16	9	10	93	6.6
11	Marcus Wallace	14	1	241	17.2	27	54	.500	10	20	.500	25	35	.714	10	18	28	2.0	22	1	26	10	1	23	89	6.4
0	Josh Langford	11	0	171	15.5	19	45	.422	3	8	.375	14	17	.824	5	14	19	1.7	26	0	5	11	5	6	55	5.0
55	J.J. Thompson	12	9	221	18.4	16	41	.390	5	11	.455	13	20	.650	6	15	21	1.8	24	0	33	14	0	4	50	4.2
12	Jamaal Calvin	12	3	174	14.5	15	37	.405	11	29	.379	4	6	.667	5	10	15	1.3	18	0	8	10	0	5	45	3.8
5	Caleb Woods	5	0	21	4.2	6	14	.429	4	9	.444	2	4	.500	2	1	3	0.6	1	0	3	0	0	1	18	3.6
33	J.T. Jones	7	0	56	8.0	8	16	.500	2	5	.400	2	4	.500	6	6	12	1.7	11	0	6	3	0	1	20	2.9
10	T.J. Thomas	7	0	54	7.7	6	13	.462	0	0	.000	8	10	.800	9	9	18	2.6	7	0	2	6	0	1	20	2.9
25	Ladarius Coleman	7	0	59	8.4	3	17	.176	0	4	.000	9	11	.818	0	10	10	1.4	4	0	5	2	1	1	15	2.1
15	Darrian Gray	1	0	3	3.0	0	0	.000	0	0	.000	0	0	.000	0	1	1	1.0	2	0	1	0	0	0	0	0.0
TM	TEAM														24	23	47	3.4				1				
	Total.....	14	14	2825	-	357	803	.445	98	275	.356	217	329	.660	169	355	524	37.4	274	4	189	182	69	118	1029	73.5
	Opponents.....	14	14	2825	-	308	751	.410	101	249	.406	208	305	.682	149	338	487	34.8	273	-	153	219	27	88	925	66.1

Away Games (4-10 Overall, 3-5 OVC)

		TOTAL					3-PTS					REBOUNDS															
No.	Player	GP	GS	Min	Avg	FG	FGA	Pct	3FG	3FGA	Pct	FT	FTA	Pct	Off	Def	Tot	Avg	PF	FO	A	TO	Blk	Stl	Pts	Avg	
23	Jarekious Bradley	11	9	337	30.6	71	156	.455	20	61	.328	31	34	.912	21	48	69	6.3	25	0	13	19	9	13	193	17.5	
1	Nino Johnson	14	14	445	31.8	66	118	.559	0	0	.000	33	55	.600	38	66	104	7.4	49	1	25	29	26	19	165	11.8	
4	Antonius Cleveland	14	14	428	30.6	59	129	.457	4	29	.138	26	51	.510	16	37	53	3.8	36	0	30	17	4	14	148	10.6	
2	Isiah Jones	14	8	330	23.6	48	115	.417	35	76	.461	6	8	.750	12	31	43	3.1	28	0	21	19	1	9	137	9.8	
55	J.J. Thompson	14	10	357	25.5	27	66	.409	10	21	.476	14	19	.737	6	19	25	1.8	25	1	43	27	1	11	78	5.6	
0	Josh Langford	10	1	149	14.9	18	47	.383	1	5	.200	10	17	.588	10	10	20	2.0	26	0	1	14	1	3	47	4.7	
25	Ladarius Coleman	3	0	34	11.3	4	10	.400	2	4	.500	2	2	1.000	1	5	6	2.0	2	0	1	2	0	0	12	4.0	
12	Jamaal Calvin	13	4	222	17.1	13	43	.302	10	33	.303	10	11	.909	7	12	19	1.5	13	0	12	5	0	6	46	3.5	
24	Aaron Adeoye	14	10	244	17.4	19	52	.365	0	3	.000	10	17	.588	15	31	46	3.3	45	5	7	24	7	4	48	3.4	
11	Marcus Wallace	13	0	164	12.6	15	38	.395	3	13	.231	9	13	.692	4	11	15	1.2	22	0	12	18	2	11	42	3.2	
15	Darrian Gray	1	0	13	13.0	1	6	.167	0	3	.000	0	2	.000	1	0	1	1.0	0	0	1	0	0	0	2	2.0	
10	T.J. Thomas	7	0	56	8.0	2	5	.400	0	0	.000	6	8	.750	2	1	3	0.4	10	0	1	1	4	1	10	1.4	
33	J.T. Jones	4	0	21	5.3	0	5	.000	0	3	.000	0	0	.000	2	2	4	1.0	3	0	0	0	0	0	0	0.0	
TM	TEAM.....														27	23	50	3.6				1					
	Total.....	14	14	2800	-	343	790	.434	85	251	.339	157	237	.662	162	296	458	32.7	284	7	167	176	55	91	928	66.3	
	Opponents.....	14	14	2800	-	343	746	.460	89	231	.385	218	317	.688	149	337	486	34.7	241	-	177	170	43	75	993	70.9	



Southeast Missouri State REDHAWKS

Neutral Games (0-2 Overall)

		TOTAL					3-PTS			REBOUNDS																
No.	Player	GP	GS	Min	Avg	FG	FGA	Pct	3FG	3FGA	Pct	FT	FTA	Pct	Off	Def	Tot	Avg	PF	FO	A	TO	Blk	Stl	Pts	Avg
23	Jarekious Bradley	1	0	28	28.0	6	15	.400	0	2	.000	11	12	.917	4	4	8	8.0	5	1	1	3	0	0	23	23.0
2	Isiah Jones	2	2	57	28.5	7	18	.389	4	12	.333	6	8	.750	1	7	8	4.0	5	0	5	7	0	2	24	12.0
4	Antonius Cleveland	2	2	62	31.0	6	14	.429	0	1	.000	12	18	.667	3	8	11	5.5	6	0	2	5	2	1	24	12.0
12	Jamaal Calvin	2	0	51	25.5	4	9	.444	2	7	.286	5	6	.833	0	3	3	1.5	4	0	1	0	0	1	15	7.5
24	Aaron Adeoye	2	2	56	28.0	5	11	.455	0	2	.000	4	6	.667	3	12	15	7.5	6	0	4	3	2	3	14	7.0
11	Marcus Wallace	2	1	55	27.5	5	8	.625	0	1	.000	1	3	.333	1	4	5	2.5	6	0	6	7	0	1	11	5.5
1	Nino Johnson	2	2	53	26.5	5	8	.625	0	0	.000	0	0	.000	0	9	9	4.5	5	0	0	4	4	0	10	5.0
10	T.J. Thomas	1	0	10	10.0	1	1	1.000	0	0	.000	1	2	.500	1	2	3	3.0	0	0	1	0	0	0	3	3.0
55	J.J. Thompson	2	1	22	11.0	2	7	.286	0	1	.000	0	0	.000	0	1	1	0.5	1	0	2	6	0	1	4	2.0
15	Darrian Gray	1	0	4	4.0	1	2	.500	0	1	.000	0	0	.000	0	0	0	0.0	0	0	0	0	0	0	2	2.0
33	J.T. Jones	1	0	0	0.0	0	0	.000	0	0	.000	0	0	.000	0	0	0	0.0	0	0	0	0	0	0	0	0.0
0	Josh Langford	1	0	2	2.0	0	0	.000	0	0	.000	0	0	.000	0	1	1	1.0	2	0	0	1	0	0	0	0.0
TM	TEAM.....														2	2	4	2.0								
	Total.....	2	2	400	-	42	93	.452	6	27	.222	40	55	.727	15	53	68	34.0	40	1	22	36	8	9	130	65.0
	Opponents.....	2	2	400	-	52	114	.456	14	32	.438	28	38	.737	17	46	63	31.5	43	-	31	24	5	14	146	73.0

Game-by-Game Comparison

Game totals are displayed in the format SOUTHEAST MISSOURI/OPPONENT for each category

Opponent	1st	2nd	Score	Mar	Total FG	FG Pct	3-Pointers	3FG Pct	Free Throws	FT Pct	Rebounds	Assist	TO	Block	Steal	Fouls
Loyola Marymount	34/40	32/36	66-76	(10)	28-66/28-53	.424/.528	4-20/6-14	.200/.429	6-12/14-18	.500/.778	28/41 (13)	16/13	3/14	3/5	7/2	18/19
San Diego	28/31	28/36	56-67	(11)	21-48/26-56	.438/.464	1-14/8-19	.017/.421	13-20/7-10	.650/.700	32/32 -	10/18	19/16	3/2	7/7	16/18
Hannibal-LaGrange	42/29	44/20	86-49	+37	30-53/17-47	.566/.362	8-18/7-18	.444/.389	18-23/8-15	.783/.533	40/22 +18	20/15	23/24	3/0	12/7	16/22
Central Arkansas	39/33	35/35	74-68	+6	28-62/25-56	.452/.446	3-13/9-21	.231/.429	15-28/9-15	.536/.600	45/31 +14	12/15	14/16	3/4	12/8	19/20
Bowling Green	23/26	31/36	54-62	(8)	19-46/23-57	.413/.404	6-15/2-13	.400/.154	10-14/14-22	.714/.636	30/38 (8)	10/9	17/10	7/1	3/9	19/16
Alabama A&M	39/20	46/31	85-51	+34	25-59/15-48	.424/.313	7-20/1-12	.350/.083	28-46/20-41	.609/.488	49/38 +11	13/4	11/19	5/5	8/4	27/29
Missouri	30/24	31/41	61-65	(4)	25-53/22-44	.472/.500	6-18/8-15	.333/.533	5-14/13-23	.357/.565	30/31 (1)	10/10	9/12	4/2	7/4	20/20
Southeastern La.	36/24	27/35	63-59	+4	24-63/20-49	.381/.408	5-25/6-16	.200/.375	10-15/13-20	.667/.650	50/28 +22	10/10	14/12	4/4	8/6	19/19
Southern Illinois	29/33	26/21	55-54	+1	18-46/20-57	.391/.351	8-19/6-18	.421/.333	11-18/8-12	.611/.667	32/40 (8)	14/10	10/9	7/0	7/6	14/18
Missouri State	32/28	29/45	61-73	(12)	23-58/22-53	.397/.415	6-24/12-19	.250/.632	9-13/17-20	.692/.850	34/36 (2)	13/14	15/13	5/3	9/5	19/14
Arkansas	28/45	39/39	67-84	(17)	23-56/28-56	.411/.500	3-16/7-19	.188/.368	18-22/21-29	.818/.724	30/34 (4)	10/20	17/13	2/2	5/7	25/22
Ole Miss	24/47	27/35	51-82	(31)	19-60/25-49	.317/.510	6-18/6-13	.333/.462	7-13/26-31	.538/.839	29/39 (10)	9/15	12/13	5/7	7/6	21/17
Harris-Stowe	36/31	58/35	94-66	+28	35-69/23-56	.507/.411	6-15/8-12	.400/.667	18-28/12-14	.643/.857	37/35 +2	21/14	12/29	7/2	14/6	17/20
Belmont	41/47	36/31	77-78	(1)	25-54/27-54	.463/.500	7-19/14-31	.368/.452	20-26/10-16	.769/.625	31/34 (3)	11/19	14/18	2/2	8/5	19/21
Tennessee State	42/30	35/32	77-62	+15	28-56/20-53	.500/.377	6-15/6-17	.400/.353	15-20/16-24	.750/.667	37/32 +5	14/4	13/12	5/5	5/4	21/20
Morehead State	28/30	29/40	57-70	(13)	22-46/26-66	.478/.394	3-14/4-16	.214/.250	10-24/14-22	.417/.636	35/44 (9)	7/11	21/17	8/0	5/16	21/23
Eastern Kentucky	31/37	24/31	55-68	(13)	17-52/21-49	.327/.429	5-15/10-23	.333/.435	16-22/16-18	.727/.889	34/31 +3	10/10	14/11	5/4	4/7	18/16
Jacksonville State	29/22	40/30	69-52	+17	22-50/16-55	.440/.291	9-22/3-14	.409/.214	16-22/17-21	.727/.810	40/34 +6	14/11	12/9	6/0	4/6	21/18
Tennessee Tech	32/30	33/31	65-61	+4	21-53/23-57	.396/.404	8-24/6-20	.333/.300	15-28/9-13	.536/.692	38/37 +1	14/10	8/13	6/1	8/5	18/19
UT Martin	32/40	21/30	53-70	(17)	23-54/24-49	.426/.490	5-14/7-13	.357/.538	2-9/15-23	.222/.652	26/37 (11)	11/10	10/11	5/0	5/4	19/10
SIU Edwardsville	34/35	27/40	61-75	(14)	21-53/23-54	.396/.426	6-17/9-16	.353/.563	13-18/20-24	.722/.833	30/38 (8)	10/8	19/16	4/4	7/12	24/16
Austin Peay	38/36	32/28	70-64	+6	26-46/22-58	.565/.379	7-16/6-18	.438/.333	11-16/14-21	.688/.667	30/33 (3)	8/11	17/11	6/3	7/5	17/16
Murray State	31/36	41/46	72-82	(10)	24-55/29-56	.436/.518	9-20/5-13	.450/.385	15-18/19-29	.833/.655	27/37 (10)	13/13	14/14	4/4	10/7	22/16
Eastern Illinois	22/32	46/32	68-64	+4	24-59/22-51	.407/.431	4-15/9-21	.267/.429	16-23/11-18	.696/.611	38/38 -	10/10	11/16	3/1	12/5	18/22
UT Martin	53/40	45/36	98-76	+22	38-65/24-47	.585/.511	12-25/13-24	.480/.542	10-13/15-25	.759/.600	32/28 +4	15/11	6/17	5/0	9/4	19/15
Murray State	43/38	42/47	92-94	(2)	28-56/28-64	.500/.438	6-16/4-18	.375/.222	30-40/34-42	.750/.810	29/42 (13)	12/10	8/9	4/0	4/2	27/27
SIU Edwardsville	34/32	38/43	72-75	(3)	27-65/29-56	.415/.518	6-20/3-14	.300/.214	12-18/14-22	.667/.636	38/32 +6	14/12	14/9	0/6	5/6	22/16
Eastern Illinois	41/35	24/38	65-73	(8)	26-67/25-50	.388/.500	8-25/7-16	.320/.438	5-5/16-23	1.000/.696	37/33 +4	15/15	10/8	3/2	6/2	21/10
Austin Peay	41/27	48/38	89-65	+24	31-71/24-53	.437/.453	14-28/6-16	.500/.375	13-18/11-21	.722/.524	46/30 +16	20/16	10/14	3/3	11/3	17/13
Morehead State	35/35	39/44	74-79	(5)	21-45/26-58	.467/.448	5-13/6-13	.385/.462	27-35/21-28	.771/.750	36/31 +5	12/13	17/8	5/3	2/7	24/25

2014-15 STATISTICS

Game-by-Game Statistics

	Score	FG-A	Pct.	3FG-A	Pct.	FT-A	Pct.	OFF	DEF	Total	E	A	TO	B	S
Southeast Missouri	L, 66-76	28-66	.424	4-20	.200	6-12	.500	13	15	28	18	16	3	3	7
Loyola Marymount		28-53	.528	6-14	.429	14-18	.778	12	29	41	19	13	14	5	2
Southeast Missouri	L, 56-67	21-48	.438	1-14	.071	13-20	.650	7	25	32	16	10	19	3	7
San Diego		26-56	.464	8-19	.421	7-10	.700	7	25	32	18	18	16	2	7
Southeast Missouri	W, 86-49	30-53	.566	8-18	.444	18-23	.783	9	31	40	16	20	23	3	12
Hannibal-LaGrange		17-47	.362	7-18	.389	8-15	.533	4	18	22	22	15	24	0	7
Southeast Missouri	W, 74-68	28-62	.452	3-13	.231	15-28	.536	19	26	45	19	12	14	3	12
Central Arkansas		25-56	.446	9-21	.429	9-15	.600	7	24	31	20	15	16	4	8
Southeast Missouri	L, 54-62	19-46	.413	6-15	.400	10-14	.714	7	23	30	19	10	17	7	3
Bowling Green		23-57	.404	2-13	.154	14-22	.636	15	23	38	16	9	10	1	9
Southeast Missouri	W, 85-51	25-59	.424	7-20	.350	28-46	.609	18	31	49	27	13	11	5	8
Alabama A&M		15-48	.313	1-12	.083	20-41	.488	14	24	38	29	4	19	5	4
Southeast Missouri	L, 61-65	25-53	.472	6-18	.333	5-14	.357	12	18	30	20	10	9	4	7
Missouri		22-44	.500	8-15	.533	13-23	.565	8	23	31	20	10	12	2	4
Southeast Missouri	W, 63-59	24-63	.381	5-25	.200	10-15	.667	20	30	50	19	10	14	4	8
Southeastern La.		20-49	.408	6-16	.375	13-20	.650	5	23	28	19	10	12	4	6
Southeast Missouri	W, 55-54	18-46	.391	8-19	.421	11-18	.611	6	26	32	14	14	10	7	7
Southern Illinois		20-57	.351	6-18	.333	8-12	.667	13	27	40	18	10	9	0	6
Southeast Missouri	L, 63-71	23-58	.397	6-24	.250	9-13	.692	11	23	34	19	13	15	5	9
Missouri State		22-53	.415	12-19	.632	17-20	.850	9	27	36	14	14	13	3	5
Southeast Missouri	L, 67-84	23-56	.411	3-16	.188	18-22	.818	9	21	30	25	10	17	2	5
Arkansas		28-56	.500	7-19	.368	21-29	.724	8	26	34	22	20	13	2	7
Southeast Missouri	L, 51-82	19-60	.317	6-18	.333	7-13	.538	15	14	29	21	9	12	5	7
Ole Miss		25-49	.510	6-13	.462	26-31	.839	12	27	39	17	15	13	7	6
Southeast Missouri	W, 94-66	35-69	.507	6-15	.400	18-28	.643	14	23	37	17	21	12	7	14
Harris-Stowe		23-56	.411	8-12	.667	12-14	.857	11	24	35	20	14	29	2	6
Southeast Missouri	L, 77-78	25-54	.463	7-19	.368	20-26	.769	11	20	31	19	11	14	2	8
Belmont		27-54	.500	14-31	.452	10-16	.625	12	22	34	21	19	18	2	5
Southeast Missouri	W, 77-62	28-56	.500	6-15	.400	15-20	.750	11	26	37	21	14	13	5	5
Tennessee State		20-53	.377	6-17	.353	16-24	.667	10	22	32	20	4	12	5	4
Southeast Missouri	L, 57-70	22-46	.478	3-14	.214	10-24	.417	8	27	35	21	7	21	8	5
Morehead State		26-66	.394	4-16	.250	14-22	.636	20	24	44	23	11	17	0	16
Southeast Missouri	L, 55-68	17-52	.327	5-15	.333	16-22	.727	14	20	34	18	10	14	5	4
Eastern Kentucky		21-49	.429	10-23	.435	16-18	.889	8	23	31	16	10	11	4	7
Southeast Missouri	W, 69-52	22-50	.440	9-22	.409	16-22	.727	12	28	40	21	14	12	6	2
Jacksonville State		16-55	.291	3-14	.214	17-21	.810	14	20	34	18	11	9	0	6
Southeast Missouri	W, 65-61	21-53	.396	8-24	.333	15-28	.536	11	27	38	18	14	8	6	8
Tennessee Tech		23-57	.404	6-20	.300	9-13	.692	10	27	37	19	10	13	1	5
Southeast Missouri	L, 53-70	23-54	.426	5-14	.357	2-9	.222	6	20	26	19	11	10	5	5
UT Martin		24-49	.490	7-13	.538	15-23	.652	9	28	37	10	10	11	0	4
Southeast Missouri	L, 61-75	21-53	.396	6-17	.353	13-18	.722	11	19	30	24	10	19	4	7
SIU Edwardsville		23-54	.426	9-16	.563	20-24	.833	15	23	38	16	8	16	4	12
Southeast Missouri	W, 70-64	26-46	.565	7-16	.438	11-16	.688	7	23	30	17	8	17	6	7
Austin Peay		22-58	.379	6-18	.333	14-21	.667	15	18	33	16	11	11	3	5
Southeast Missouri	L, 72-82	24-55	.436	9-20	.450	15-18	.833	8	19	27	22	13	14	4	10
Murray State		29-56	.518	5-13	.385	19-29	.655	12	25	37	16	13	14	4	7
Southeast Missouri	W, 68-64	24-59	.407	4-15	.267	16-23	.696	11	27	38	18	10	11	3	12
Eastern Illinois		22-51	.431	9-21	.429	11-18	.611	7	31	38	22	10	16	1	5
Southeast Missouri	W, 98-76	38-65	.585	12-25	.480	10-13	.769	9	23	32	19	15	6	5	9
UT Martin		24-47	.511	13-24	.542	15-25	.600	7	21	28	15	11	17	0	4
Southeast Missouri	L, 92-94 ^{OT}	28-56	.500	6-16	.375	30-40	.750	7	22	29	27	12	8	4	4
Murray State		28-64	.438	4-18	.222	34-42	.810	17	25	42	27	10	9	0	2
Southeast Missouri	L, 72-75	27-65	.415	6-20	.300	12-18	.667	16	22	38	22	14	14	0	5
SIU Edwardsville		29-56	.518	3-14	.214	14-22	.636	7	25	32	16	12	9	6	6
Southeast Missouri	L, 65-73	26-67	.388	8-25	.320	5-5	1.000	16	21	37	21	15	10	3	6
Eastern Illinois		25-50	.500	7-16	.438	16-23	.696	8	25	33	10	15	8	2	2
Southeast Missouri	W, 89-65	31-71	.437	14-28	.500	13-18	.722	20	26	46	17	20	10	3	11
Austin Peay		24-53	.453	6-16	.375	11-21	.524	9	21	30	13	16	14	3	3
Southeast Missouri	L, 74-79	21-45	.467	5-13	.385	27-35	.771	8	28	36	24	12	17	5	2
Morehead State		26-58	.448	6-13	.462	21-28	.750	10	21	31	25	13	8	3	



Southeast Missouri State REDHAWKS

Game-by-Game Leaders

Opponent	W/L	Score	Points	Rebounds	Assists	Blocks	Steals
Loyola Marymount	L	66-76	Johnson - 22	Johnson - 6	Cleveland - 4	Johnson - 3	Johnson - 3
San Diego	L	56-67	Adeoye - 12	Adeoye - 11	Jones, I. - 4	Adeoye - 2	Adeoye - 3
Hannibal-LaGrange	W	86-49	Bradley - 15	Wallace - 6	Thompson - 8	Johnson - 2	Johnson - 5
Central Arkansas	W	74-68	Bradley, Johnson - 20	Cleveland - 11	Thompson - 6	Johnson - 3	Thompson - 3
Bowling Green	L	54-62	Bradley - 18	Bradley - 10	Thompson - 5	Johnson - 4	Johnson - 2
Alabama A&M	W	85-51	Bradley - 17	Johnson - 10	Bradley, Adeoye, Wallace - 2	Johnson - 3	Johnson, Bradley, Adeoye - 2
Missouri	L	61-65	Bradley - 12	Langford - 8	Thompson - 6	Johnson - 3	Bradley - 3
Southeastern La.	W	63-59	Bradley - 21	Adeoye - 14	Cleveland - 4	Cleveland - 2	Johnson, Cleveland - 2
Southern Illinois	W	55-54	Bradley - 17	Johnson - 10	Jones, I. - 4	Johnson - 4	Johnson - 3
Missouri State	L	61-73	Johnson - 13	Johnson - 7	Thompson - 8	Bradley - 3	Langford, Bradley - 2
Arkansas	L	67-84	Bradley - 17	Johnson - 11	Cleveland - 4	Bradley, Wallace - 1	Cleveland, Bradley - 2
Ole Miss	L	51-82	Bradley - 10	Langford, Bradley - 5	Wallace - 3	Thomas - 4	Bradley - 3
Harris-Stowe	W	94-66	Adeoye - 16	Cleveland - 7	Wallace - 4	Johnson - 4	Wallace - 5
Belmont	L	77-78	Bradley - 20	Johnson - 8	Thompson - 3	Bradley, Wallace - 1	Johnson, Bradley, Cleveland - 2
Tennessee State	W	77-62	Bradley - 29	Johnson, Jones, I., Cleveland, Bradley - 7	Thompson - 6	Johnson - 3	Jones, I. - 2
Morehead State	L	57-70	Jones, I. - 20	Jones, I. - 7	Jones, I., Cleveland Thompson - 2	Johnson - 4	Cleveland - 3
Eastern Kentucky	L	55-68	Adeoye - 12	Bradley - 8	Thompson, Wallace - 3	Adeoye - 3	Adeoye, Jones, I., Langford, Wallace - 1
Jacksonville State	W	69-52	Bradley, Calvin - 13	Johnson - 12	Thompson - 4	Bradley - 3	Johnson - 2
Tennessee Tech	W	65-61	Bradley - 18	Bradley - 7	Thompson - 4	Johnson - 3	Johnson, Langford - 2
UT Martin	L	53-70	Jones, I. - 21	Johnson - 7	Johnson, Jones, I., Cleveland - 3	Johnson - 4	Johnson, Jones, I. - 2
SIU Edwardsville	L	61-75	Calvin, Jones, I. - 12	Cleveland - 7	Cleveland - 4	Langford - 2	Cleveland - 4
Austin Peay	W	70-64	Bradley, Johnson - 15	Johnson - 10	Cleveland - 4	Johnson - 3	Cleveland - 3
Murray State	L	72-82	Cleveland - 17	Adeoye - 7	Cleveland - 4	Johnson, Adeoye, Cleveland, Thompson - 1	Wallace - 4
Eastern Illinois	W	68-64	Wallace - 18	Cleveland - 12	Wallace - 3	Johnson - 2	Cleveland - 4
UT Martin	W	98-76	Bradley - 21	Johnson - 10	Jones, I. - 4	Johnson - 3	Wallace - 3
Murray State	L	92-94 ^{OT}	Johnson - 25	Johnson - 12	Jones, I. - 5	Johnson - 2	Wallace - 2
SIU Edwardsville	L	72-75	Jones, I., Bradley - 21	Bradley - 12	Wallace - 3	-	Johnson, Cleveland, Calvin, Wallace, Bradley - 1
Eastern Illinois	L	65-73	Bradley - 18	Bradley - 10	Johnson - 4	Johnson, Jones, I., Bradley - 1	Jones, I. - 2
Austin Peay	W	89-65	Bradley - 28	Bradley, Wallace - 7	Wallace - 5	Johnson - 2	Wallace - 5
Morehead State	L	74-79	Bradley - 23	Bradley - 8	Wallace - 6	Johnson - 4	Jones, I., Calvin - 1

2014-15 STATISTICS

Game-by-Game Starters

Opponent	W/L	Score	Guard	Guard/ Forward	Guard	Guard/ Forward	Forward	First Off the Bench
Loyola Marymount	L	66-76	Thompson	Jones, I., G	Cleveland	Adeoye, F	Johnson	Gray, 2 pts., 1 assist, 13 min.
San Diego	L	56-67	Thompson	Jones, I., G	Cleveland	Adeoye, F	Johnson	Thomas, 3 pts., 1 assist, 10 min.
Hannibal-LaGrange	W	86-49	Jones, I.	Bradley, G	Cleveland	Adeoye, F	Johnson	Thompson, 8 assits, 15 min.
Central Arkansas	W	74-68	Thompson	Bradley, G	Cleveland	Adeoye, F	Johnson	Jones, I., 3 pts., 11 min.
Bowling Green	L	54-62	Thompson	Bradley, F	Cleveland	Langford, G	Johnson	Adeoye, 12 pts., 8 reb., 27 min.
Alabama A&M	W	85-51	Thompson	Bradley, G	Cleveland	Adeoye, F	Johnson	Calvin, 11 pts., 3 reb., 19 min.
Missouri	L	61-65	Thompson	Bradley, G	Cleveland	Adeoye, F	Johnson	Langford, 9 pts., 8 reb., 27 min.
Southeastern La.	W	63-59	Thompson	Bradley, G	Cleveland	Adeoye, F	Johnson	Thomas, 2 pts., 4 reb., 14 min.
Southern Illinois	W	55-54	Thompson	Bradley, G	Cleveland	Adeoye, F	Johnson	Langford, 1 assist, 10 min.
Missouri State	L	63-71	Thompson	Bradley, G	Cleveland	Adeoye, F	Johnson	Langford, 7 pts., 1 reb., 17 min.
Arkansas	L	67-84	Thompson	Bradley, G	Cleveland	Adeoye, F	Johnson	Langford, 4 pts., 1 reb., 18 min.
Ole Miss	L	51-82	Thompson	Bradley, G	Cleveland	Adeoye, F	Johnson	Thomas, 4 blocks, 22 min.
Harris-Stowe	W	94-66	Thompson	Bradley, G	Cleveland	Adeoye, F	Johnson	Langford, 8 pts., 2 reb., 19 min.
Belmont	L	77-78	Thompson	Bradley, G	Cleveland	Adeoye, F	Johnson	Thomas, 1 assist, 2 min.
Tennessee State	W	77-62	Thompson	Jones, I., G	Cleveland	Bradley, F	Johnson	Adeoye, 2 reb., 9 min.
Morehead State	L	57-70	Thompson	Jones, I., G	Cleveland	Bradley, F	Johnson	Adeoye, 5 pts., 4 reb., 20 min.
Eastern Kentucky	L	55-68	Thompson	Jones, I., G	Cleveland	Adeoye, F	Johnson	Langford, 3 pts., 1 steal, 18 min.
Jacksonville State	W	69-52	Thompson	Jones, I., G	Cleveland	Bradley, F	Johnson	Wallace, 2 pts., 1 reb., 4 min.
Tennessee Tech	W	65-61	Thompson	Jones, I., G	Cleveland	Bradley, F	Johnson	Calvin, 3 pts., 8 min.
UT Martin	L	53-70	Thompson	Jones, I., G	Cleveland	Adeoye, F.	Johnson	Langford, 9 pts., 22 min.
SIU Edwardsville	L	61-75	Thompson	Jones, I., G	Cleveland	Bradley, F	Johnson	Calvin, 12 pts., 3 reb., 33 min.
Austin Peay	W	70-64	Calvin	Jones, I., G	Cleveland	Bradley, F	Johnson	Adeoye, 4 pts., 2 reb., 16 min.
Murray State	L	72-82	Calvin	Jones, I., G	Cleveland	Adeoye, F	Johnson	Langford, 5 min.
Eastern Illinois	W	68-64	Calvin	Jones, I., G	Cleveland	Adeoye, F	Johnson	Thompson, 11 pts., 2 assists, 19 min.
UT Martin	W	98-76	Calvin	Jones, I., G	Cleveland	Adeoye, F	Johnson	Bradley, 21 pts., 6 reb., 28 min.
Murray State	L	92-94 ^{OT}	Calvin	Jones, I., G	Cleveland	Adeoye, F	Johnson	Bradley, 15 pts., 4 reb., 32 min.
SIU Edwardsville	L	72-75	Calvin	Jones, I., G	Cleveland	Adeoye, F	Johnson	Bradley, 21 pts., 12 reb., 32 min.
Eastern Illinois	L	65-73	Calvin	Jones, I., G	Cleveland	Adeoye, F	Johnson	Bradley, 18 pts., 10 reb., 32 min.
Austin Peay	W	89-65	Wallace	Jones, I., G	Cleveland	Adeoye, F	Johnson	Bradley, 28 pts., 7 reb., 29 min.
Morehead State	L	74-79	Wallace	Jones, I., G	Cleveland	Adeoye, F	Johnson	Bradley, 23 pts., 8 reb., 28 min.

Starting Lineup Combinations

Record	Guard	Guard	Guard/Forward	Forward	Center/Forward
0-4	Thompson	Jones, I., G	Cleveland	Adeoye, F	Johnson
1-0	Jones, I.	Bradley, G	Cleveland	Adeoye, F	Johnson
5-5	Thompson	Bradley, G	Cleveland	Adeoye, F	Johnson
0-1	Thompson	Bradley, F	Cleveland	Langford, G	Johnson
3-2	Thompson	Jones, I., G	Cleveland	Bradley, F	Johnson
1-0	Calvin	Jones, I., G	Cleveland	Bradley, F	Johnson
2-4	Calvin	Jones, I., G	Cleveland	Adeoye, F	Johnson
1-1	Wallace	Jones, I., G	Cleveland	Adeoye, F	Johnson



Southeast Missouri State REDHAWKS

Game-by-Game Leaders Summary (# of Games)

Points

Jarekious Bradley	19
Nino Johnson	5
Isiah Jones	4
Aaron Adeoye	3
Jamaal Calvin	2
Antonius Cleveland	1
Marcus Wallace	1

Rebounds

Nino Johnson	11
Jarekious Bradley	9
Antonius Cleveland	5
Aaron Adeoye	4
Josh Langford	2
Isiah Jones	2
Marcus Wallace	2

Assists

J.J. Thompson	11
Antonius Cleveland	8
Marcus Wallace	8
Isiah Jones	6
Nino Johnson	2
Jarekious Bradley	1
Aaron Adeoye	1

Blocks

Nino Johnson	19
Jarekious Bradley	5
Aaron Adeoye	3
Marcus Wallace	2
Antonius Cleveland	2
T.J. Thomas	1
Josh Langford	1
J.J. Thompson	1
Isiah Jones	1

Steals

Nino Johnson	11
Antonius Cleveland	8
Jarekious Bradley	7
Marcus Wallace	7
Isiah Jones	4
Josh Langford	3
Aaron Adeoye	2
Jamaal Calvin	2
Isiah Jones	1
J.J. Thompson	1

Dunks (# for 2014-15 Season)

Nino Johnson	28
Antonius Cleveland	25
Aaron Adeoye	9
Jarekious Bradley	6
Josh Langford	3
T.J. Thomas	2
Marcus Wallace	2
Isiah Jones	1

Games Played/Started

	2014-15	Career
Nino Johnson	30/30	119/78
Antonius Cleveland	30/30	62/51
Jarekious Bradley	26/18	58/43
Jamaal Calvin	27/7	56/9
Josh Langford	22/1	44/18
Darrian Gray	3/0	35/15
Aaron Adeoye	30/22	30/22
Isiah Jones	30/19	30/19
Marcus Wallace	29/2	29/2
J.J. Thompson	28/20	28/20
Caleb Woods	5/0	15/0
T.J. Thomas	15/0	15/0
J.T. Jones	12/0	12/0
Ladarius Coleman	10/0	10/0

Career Ledger

Double-Digit Point Games

	2014-15	Career
Nino Johnson	15	54
Jarekious Bradley	22	49
Antonius Cleveland	19	32
Isiah Jones	17	17
Jamaal Calvin	5	12
Josh Langford	3	11
Darrian Gray	-	10
Aaron Adeoye	7	7
Marcus Wallace	6	6
J.J. Thompson	5	5

Double-Digit Rebound Games

	2014-15	Career
Nino Johnson	8	23
Jarekious Bradley	3	10
Aaron Adeoye	2	2
Antonius Cleveland	2	2

20+ Point Games

	2014-15	Career
Jarekious Bradley	8	26
Nino Johnson	3	5
Isiah Jones	3	3
Antonius Cleveland	1	2
Josh Langford	-	1

8+ Rebound Games

	2014-15	Career
Nino Johnson	12	44
Jarekious Bradley	6	18
Antonius Cleveland	4	5
Aaron Adeoye	4	4
Josh Langford	1	1

5+ Assist Games

	2014-15	Career
J.J. Thompson	6	6
Isiah Jones	3	3
Antonius Cleveland	-	2
Nino Johnson	-	2
Marcus Wallace	2	2
Darrian Gray	-	1

3+ Steal Games

	2014-15	Career
Jarekious Bradley	2	8
Nino Johnson	4	7
Antonius Cleveland	4	7
Marcus Wallace	5	5
Jamaal Calvin	-	3
Darrian Gray	-	1
Josh Langford	-	1
Aaron Adeoye	1	1
J.J. Thompson	1	1

Double-Doubles

	2014-15	Career
Nino Johnson	5	17
Jarekious Bradley	3	9
Antonius Cleveland	2	2
Aaron Adeoye	1	1

Southeast Missouri's 2014-15 Record:

At Home	9-4
On the Road	4-11
At Neutral Sites	0-2
In Ohio Valley Conference Games	7-9
In November	3-3
In December	3-4
In January	4-5
In February	3-4
In March	0-1
Leading at the Half	11-5
Trailing at the Half	2-11
Tied at the Half	0-1
In Overtime Games	0-0
The Redhawks Score First	11-9
In 1-4 Point Games	4-4
In 5-9 Point Games	2-3
In 10-14 Point Games	0-7
In 15+ Point Games	7-3
Leading with Five Minutes Left in Regulation	12-2
Trailing with Five Minutes Left in Regulation	1-15
Tied with Five Minutes Left in Regulation	0-0
Scoring Less than 50 Points	0-0
Scoring 50-59 Points	1-6
Scoring 60-69 Points	4-6
Scoring 70-79 Points	3-4
Scoring 80-89 Points	3-0
Scoring 90-99 Points	2-1
Scoring 100 or more Points	0-0
Giving up Less Than 50 Points	1-0
Giving up 50-59 Points	4-0
Giving up 60-69 Points	7-4
Giving up 70-79 Points	1-9
Giving up 80-89 Points	0-3
Giving up 90-99 Points	0-1
Giving up 100 or more Points	0-0
Shooting 50% or Better from the Field	5-1
Shooting Less Than 50% from the Field	8-16
Opponent Shoots 50% or Better from the Field	1-8
Opponent Shoots Less Than 50% from the Field	12-9
Outshooting Opponent	9-4
Outshot by Opponent	4-13
Shooting 50% or Better from 3-Point Range	1-0
Shooting Less Than 50% from 3-Point Range	12-17
Opponent Shoots 50% or Better from 3-Point Range	2-4
Opponent Shoots Less Than 50% from 3-Point Range	11-13
Shooting 50% or Better from the Free Throw Line	13-14
Shooting Less Than 50% from the Free Throw Line	0-3
Opponent Shoots 50% or Better from the Free Throw Line	12-17
Opponent Shoots Less Than 50% from the Free Throw Line	1-0
Shooting More Free Throws Than Opponent	7-5
Shooting Less Free Throws Than Opponent	6-12
Free Throws are Tied	0-0
Southeast's Starters Outscore Opponent's Starters	9-4
Opponent's Starters Outscore Southeast's Starters	4-13
Starter Scoring is Tied	0-0
Bench Outscores Opponent	9-8
Opponent Bench Outscores Southeast	4-8
Bench Scoring is Tied	0-1
Bench Contributes Double Figures in Points	11-16
No Redhawk Players Score Double Figures	0-0
Two Redhawk Players Score Double Figures	1-1
3+ Redhawk Players Score Double Figures	12-14
Outrebounding an Opponent	10-4
Opponent Outrebounds Southeast	2-12
Rebounds are Tied	1-1
Getting 10+ Assists	12-15
Getting 10+ Steals	5-1
Getting 5+ Blocks	8-7
Forcing more Turnovers than Opponent	8-9
Committing more Turnovers than Opponent	5-7
Turnovers are Tied	0-1

2014-15 STATISTICS

Game #1 - Loyola Marymount 76, Southeast Missouri 66 November 14, 2014 • Gersten Pavilion • Los Angeles, Calif.

SEMO (0-1)	FG	3P	FT	Q/D	REB	E	PTS	A	TO	B	S	M
Nino Johnson, f	9-12	0-0	4-5	2/4	6	1	22	3	1	3	3	39
Aaron Adeoye, f	4-6	0-0	0-1	2/1	3	5	8	1	0	0	0	22
Isiah Jones, g	4-13	3-9	0-0	1/4	5	4	11	2	0	0	0	25
Antionius Cleveland, g	8-16	0-4	0-2	1/1	2	2	16	4	0	0	1	36
J.J. Thompson, g	1-5	1-1	0-0	1/1	2	2	3	1	0	0	2	32
T.J. Thomas	1-2	0-0	0-0	0/0	0	0	2	0	0	0	1	9
Marcus Wallace	0-2	0-1	0-0	0/0	0	1	0	1	0	0	0	1
Jamaal Calvin	0-3	0-2	2-2	3/1	4	2	2	3	2	0	0	21
Darrian Gray	1-6	0-3	0-2	1/0	1	0	2	1	0	0	0	13
J.T. Jones	0-1	0-0	0-0	0/0	0	1	0	0	0	0	0	2
TEAM				2/3	5							
Totals.....	28-66	4-20	6-12	13/15	28	18	66	16	3	3	7	200
LMU (1-0)	FG	3P	FT	Q/D	REB	E	PTS	A	TO	B	S	M
Godwin Okonji, f	1-5	0-0	0-0	2/3	5	5	2	1	3	1	0	25
Marin Mornar, f	5-7	0-1	0-0	2/2	4	4	10	1	0	1	0	25
Chase Flint, g	0-0	0-0	0-0	2/3	5	2	0	2	1	0	1	14
Ayodeji Egbeyemi, g	3-8	0-1	7-7	2/5	7	1	13	4	3	1	0	32
David Humphries, g	3-9	0-3	2-3	2/6	8	0	8	3	1	0	1	28
Evan Payne	9-14	2-3	3-4	0/0	0	1	23	1	3	0	0	23
Matt Hayes	4-7	3-5	2-2	0/2	2	1	13	1	1	0	0	26
Petr Herman	2-2	1-1	0-0	1/1	2	3	5	0	1	0	0	13
Patson Siame	1-1	0-0	0-2	1/6	7	2	2	0	1	2	0	14
TEAM				0/1	1							
Totals.....	28-53	6-14	14-18	12/29	41	19	76	13	14	5	2	200
By Periods	1	2	Final									
Southeast Missouri	34	32	66									
Loyola Marymount	40	36	76									

FG Percentage: SEMO 42.4, LMU 52.8 3-Point FG Percentage: SEMO 20.0, LMU 42.9

FT Percentage: SEMO 50.0, LMU 77.8 Attendance: 1,703

Game #2 - San Diego 67, Southeast Missouri 56 November 15, 2014 • Gersten Pavilion • Los Angeles, Calif.

SEMO (0-2)	FG	3P	FT	Q/D	REB	E	PTS	A	TO	B	S	M
Nino Johnson, f	3-5	0-0	0-0	0/5	5	1	6	0	3	0	0	33
Aaron Adeoye, f	4-9	0-2	4-6	3/8	11	3	12	2	2	2	3	34
Isiah Jones, g	3-10	1-6	4-6	0/6	6	2	11	4	5	0	1	28
Antionius Cleveland, g	4-7	0-0	2-4	1/3	4	4	10	0	2	1	1	29
J.J. Thompson, g	2-7	0-1	0-0	0/0	0	1	4	2	4	0	1	19
T.J. Thomas	1-1	0-0	1-2	1/2	3	0	3	1	0	0	0	10
Marcus Wallace	2-3	0-1	0-0	0/1	1	4	4	0	3	0	1	18
Jamaal Calvin	1-4	0-3	2-2	0/0	0	1	4	1	0	0	0	25
Darrian Gray	1-2	0-1	0-0	0/0	0	0	2	0	0	0	0	4
TEAM				2/0	2							
Totals.....	21-48	1-14	13-20	7/25	32	16	56	10	19	3	7	200
USD (1-1)	FG	3P	FT	Q/D	REB	E	PTS	A	TO	B	S	M
Thomas Jacobs, f	3-6	0-0	0-0	2/3	5	1	6	1	0	0	2	27
Jito Kok, c	2-8	0-0	2-2	1/2	3	3	6	1	2	2	0	22
Chris Anderson, g	4-6	0-0	3-5	1/6	7	2	11	11	2	0	2	35
Johnny Dee, g	7-16	6-12	2-2	0/5	5	1	22	2	4	0	0	35
Duda Sanadze, g	0-3	0-2	0-0	1/0	1	2	0	1	1	0	1	16
Brandon Perry	2-3	0-0	0-1	0/1	1	2	4	0	2	0	0	13
Marcus Harris	3-7	2-4	0-0	1/2	3	1	8	2	1	0	1	24
Vasa Pusica	1-3	0-1	0-0	0/2	2	3	2	0	3	0	1	10
Simi Fajemisin	1-1	0-0	0-0	0/1	1	2	2	0	0	0	0	7
Brett Bailey	3-3	0-0	0-0	1/2	3	1	6	0	1	0	0	11
TEAM				0/1	1							
Totals.....	26-56	8-19	7-10	7/25	32	18	67	18	16	2	7	200
By Periods	1	2	Final									
Southeast Missouri	28	28	56									
San Diego	31	36	67									

FG Percentage: SEMO 43.8, USD 46.4 3-Point FG Percentage: SEMO 7.1, USD 42.1

FT Percentage: SEMO 65.0, USD 70.0 Attendance: 1,362

Game #3 - Southeast Missouri 86, Hannibal-LaGrange 49 November 18, 2014 • Show Me Center • Cape Girardeau, Mo.

HLG (0-4)	FG	3P	FT	Q/D	REB	E	PTS	A	TO	B	S	M
Joe Reed, f	1-5	0-0	0-0	0/3	3	5	2	2	5	0	0	24
Tony Ardison, f	2-4	0-1	2-4	0/0	0	2	6	1	0	0	1	27
Jay Jones, g	6-13	2-5	1-3	0/1	1	3	15	4	6	0	2	32
Wyatt Stephens, g	2-6	2-2	0-0	1/2	3	2	6	2	2	0	0	23
Preston Steinhoff, g	0-1	0-1	1-2	0/2	2	0	1	2	2	0	1	19
Greg Nicoll	1-3	0-1	0-1	1/1	2	2	2	1	3	0	0	10
Alex Gregg	0-1	0-0	0-0	0/0	0	0	0	0	1	0	0	6
Taylor Wells	2-3	2-3	0-0	0/0	0	0	6	0	2	0	0	9
Stephen Campbell	1-3	0-0	3-3	1/1	2	2	5	1	1	0	0	15
Garrett Jarman	0-1	0-1	0-0	0/0	0	1	0	2	0	0	2	8
Izack Hively	1-2	0-1	0-0	0/1	1	1	2	0	1	0	0	9
Reihiti Sommers	1-5	1-3	1-2	0/2	2	4	4	0	1	0	1	18
TEAM				1/5	6							
Totals.....	17-47	7-18	8-15	4/18	22	22	49	15	24	0	7	200
SEMO (1-2)	FG	3P	FT	Q/D	REB	E	PTS	A	TO	B	S	M
Nino Johnson, f	3-3	0-0	4-5	0/4	4	0	10	0	4	2	5	21
Aaron Adeoye, f	3-4	1-1	0-0	1/4	5	4	7	2	3	0	1	18
Isiah Jones, g	3-7	1-4	3-3	0/2	2	1	10	5	1	0	1	23
Antionius Cleveland, g	4-6	0-0	0-1	0/5	5	0	8	2	3	1	2	21
Jarekious Bradley, g	5-10	4-8	1-1	0/1	1	4	15	1	3	0	0	22
Josh Langford	5-6	1-1	2-2	2/2	4	2	13	0	1	0	0	19
Caleb Woods	0-0	0-0	2-2	0/0	0	0	2	0	0	0	0	5
T.J. Thomas	2-5	0-0	5-6	1/3	4	2	9	0	2	0	0	12
Marcus Wallace	1-3	1-1	0-0	2/4	6	1	3	2	2	0	2	15
Jamaal Calvin	1-2	0-1	0-0	1/0	1	1	2	0	2	0	1	16
Ladarius Coleman	2-4	0-1	1-1	0/2	2	0	5	0	0	0	0	8
J.T. Jones	1-2	0-1	0-2	2/2	4	1	2	0	2	0	0	5
J.J. Thompson	0-1	0-0	0-0	0/1	1	0	0	8	0	0	0	15
TEAM				0/1	1							
Totals.....	30-53	8-18	18-23	9/31	40	16	86	20	23	3	12	200
By Periods	1	2	Final									
Hannibal-LaGrange	29	20	49									
Southeast Missouri	42	44	86									

FG Percentage: HLG 36.2, SEMO 56.6 3-Point FG Percentage: HLG 38.9, SEMO 44.4

FT Percentage: HLG 53.3, SEMO 78.3 Attendance: 1,623

Game #4 - Southeast Missouri 74, Central Arkansas 68 November 22, 2014 • Farris Center • Conway, Ark.

SEMO (2-2)	FG	3P	FT	Q/D	REB	E	PTS	A	TO	B	S	M
Nno Johnson, f	9-15	0-0	2-5	5/4	9	2	20	1	4	3	2	34
Aaron Adeoye, f	1-6	0-0	0-2	1/5	6	4	2	0	2	0	0	27
Antionius Cleveland, g	6-12	0-3	2-8	4/7	11	3	14	0	0	0	2	29
Jarekious Bradley, g	7-17	2-6	4-4	2/1	3	1	20	1	3	0	1	35
J.J. Thompson, g	0-2	0-1	2-2	1/1	2	0	2	6	1	0	3	29
Josh Langford	3-6	0-0	4-5	1/2	3	3	10	0	1	0	2	16
Isiah Jones	1-2	1-2	0-0	0/1	1	3	3	1	1	0	0	11
Marcus Wallace	1-2	0-1	0-0	0/1	1	3	2	3	1	0	1	11
Jamaal Calvin	0-0	0-0	1-2	0/2	2	0	1	0	1	0	1	8
TEAM				5/2	7							
Totals.....	28-62	3-13	15-28	19/26	45	19	74	12	14	3	12	200
UCA (0-4)	FG	3P	FT	Q/D	REB	E	PTS	A	TO	B	S	M
Albert Christensson, f	0-3	0-2	0-0	0/1	1	2	0	1	3	0	0	11
Jake Zuilhof, c	5-10	0-0	2-7	2/5	7	0	12	1	0	3	1	37
Jordan Howard, g	5-9	5-7	6-6	0/1	1	3	21	2	2	0	0	33
Mathieu Kamba, g	1-4	0-1	0-0	0/3	3	4	2	2	2	0	0	19
Mike Martin, g	6-12	1-4	0-0	0/4	4	1	13	6	3	0	3	38
Boo Milligan	1-5	0-2	0-0	1/1	2	3	2	1	3	0	1	10
Ethan Lee	1-2	0-0	0-0	0/1	1	2	2	1	1	0	0	9
Joel Fiegler	2-5	0-0	1-1	0/3	3	1	5	0	2	1	3	23
Thatch Unruh	4-6	3-5	0-1	2/1	3	4	11	1	0	0	0	20
TEAM				2/4	6							
Totals.....	25-56	9-21	9-15	7/24	31	20	68	15	16	4	8	200
By Periods	1	2	Final									
Southeast Missouri	39	35	74									
Central Arkansas	33	35	68									

FG Percentage: SEMO 45.2, UCA 44.6 3-Point FG Percentage: SEMO 23.1, UCA 42.9

FT Percentage: SEMO 53.6, UCA 60.0 Attendance: 748



Southeast Missouri State REDHAWKS

Game #5 - Bowling Green 62, Southeast Missouri 54 November 25, 2014 • Stroh Center • Bowling Green, Ohio

SEMO (2-3)	FG	3P	FT	Q/D	REB	E	PTS	A	TO	B	S	M
Nino Johnson, f	5-10	0-0	0-3	0/2	2	4	10	1	1	4	2	33
Jarekious Bradley, f	5-12	4-8	4-4	1/9	10	3	18	2	2	1	0	35
Josh Langford, g	1-4	0-1	0-0	0/0	0	1	2	0	2	0	0	19
Antoniou Cleveland, g	2-7	0-1	0-0	1/2	3	3	4	0	1	0	0	23
J.J. Thompson, g	1-3	1-1	2-3	1/1	2	0	5	5	4	0	0	32
Isiah Jones	0-1	0-1	0-0	0/0	0	3	0	0	1	0	1	11
Marcus Wallace	0-0	0-0	0-0	0/1	1	0	0	0	1	0	0	2
Jamaal Calvin	1-3	1-3	0-0	0/1	1	0	3	2	0	0	0	18
Aaron Adeoye	4-6	0-0	4-4	2/6	8	5	12	0	5	2	0	27
TEAM				2/1	3							
Totals.....	19-46	6-15	10-14	7/23	30	19	54	10	17	7	3	200
BGSU (3-0)	FG	3P	FT	Q/D	REB	E	PTS	A	TO	B	S	M
Spencer Parker, f	4-7	0-1	2-2	2/2	4	4	10	1	2	0	0	16
Chauncey Orr, f	1-2	0-0	0-1	2/0	2	1	2	0	0	0	0	13
Richaun Holmes, c	6-14	0-1	2-5	3/4	7	3	14	1	0	1	0	30
Anthony Henderson, g	2-6	0-3	2-4	1/0	1	0	6	0	0	0	2	15
David Joseph, g	0-2	0-0	0-0	0/3	3	1	0	4	3	0	1	23
JD Tisdale	0-0	0-0	1-2	0/0	0	0	1	0	0	0	0	2
Zack Denny	2-7	1-4	4-4	0/5	5	4	9	0	1	0	3	28
Delvin Dickerson	3-8	0-2	0-0	2/5	7	2	6	0	3	0	0	22
Jovan Austin	2-4	0-0	3-4	0/0	0	0	7	2	1	0	1	20
Jehvon Clarke	2-6	1-2	0-0	1/2	3	0	5	1	0	0	2	21
Garrett Mayleben	1-1	0-0	0-0	1/0	1	1	2	0	0	0	0	10
TEAM				3/2	5							
Totals.....	23-57	2-13	14-22	15/23	38	16	62	9	10	1	9	200
By Periods	1	2	Final									
Southeast Missouri	23	31	54									
Bowling Green	26	36	62									

FG Percentage: SEMO 41.3, BGSU 40.4 3-Point FG Percentage: SEMO 40.0, BGSU 15.4
FT Percentage: SEMO 71.4, BGSU 63.6 Attendance: 1,284

Game #6 - Southeast Missouri 85, Alabama A&M 51 November 29, 2014 • Show Me Center • Cape Girardeau, Mo.

AAMU (1-4)	FG	3P	FT	Q/D	REB	E	PTS	A	TO	B	S	M
Ladarius Tabb, f	5-8	1-3	5-9	1/5	6	4	16	0	1	0	1	25
Nicholas West, f	2-8	0-2	2-4	3/7	10	1	6	0	3	1	1	28
Isaiah Cotton, c	0-1	0-0	0-2	2/0	2	5	0	1	0	0	0	14
Rakiya Battle, g	0-1	0-0	2-3	0/1	1	1	2	2	3	0	0	21
Tyler Davis, g	2-6	0-0	6-9	0/0	0	3	10	0	3	0	1	18
Justin Colvin	1-5	0-1	0-0	0/1	1	1	2	1	2	0	1	17
Matthew Cotton	1-3	0-2	0-2	1/2	3	1	2	0	0	0	0	10
Marcus Merriweather	2-5	0-0	0-0	1/0	1	3	4	0	1	0	0	10
Zachary Jackson	2-3	0-0	2-2	0/0	0	0	6	0	0	1	0	6
Arthur Wads	0-1	0-1	1-4	3/0	3	2	1	0	1	0	0	12
Adrian Edwards	0-1	0-0	2-4	0/0	0	3	2	0	3	0	0	9
Baryn Houston	0-4	0-1	0-2	1/1	2	1	0	0	0	0	0	17
Michael Hutchins	0-2	0-2	0-0	0/5	5	4	0	0	2	3	0	13
TEAM				2/2	4							
Totals.....	15-48	1-12	20-41	14/24	38	29	51	4	19	5	4	200
SEMO (3-3)	FG	3P	FT	Q/D	REB	E	PTS	A	TO	B	S	M
Nino Johnson, f	2-4	0-0	2-8	4/6	10	3	6	0	2	3	2	22
Jarekious Bradley, f	6-14	3-6	2-2	3/5	8	1	17	2	2	0	2	26
Aaron Adeoye, f	4-7	0-0	4-4	3/4	7	2	12	2	0	0	2	23
Antoniou Cleveland, g	1-4	0-1	6-8	0/2	2	4	8	1	0	1	0	17
J.J. Thompson, g	1-3	1-2	0-0	0/0	0	4	3	0	1	0	0	13
Josh Langford	3-5	0-1	4-6	1/4	5	4	10	1	1	0	0	18
Isiah Jones	0-3	0-2	1-2	2/0	2	1	1	1	2	0	0	13
Caleb Woods	1-1	0-0	0-2	1/0	1	1	2	1	0	0	1	7
T.J. Thomas	2-2	0-0	0-0	0/1	1	1	4	0	2	0	0	8
Marcus Wallace	1-2	0-0	3-6	1/0	1	1	5	2	0	0	0	14
Jamaal Calvin	3-6	3-6	2-4	1/2	3	1	11	0	1	0	1	19
Darrian Gray	0-0	0-0	0-0	0/1	1	2	0	1	0	0	0	3
Ladarius Coleman	0-5	0-1	2-2	0/4	4	2	2	1	0	1	0	10
J.T. Jones	1-3	0-1	2-2	0/1	1	0	4	1	0	0	0	7
TEAM				2/1	3							
Totals.....	25-59	7-20	28-46	18/31	49	27	85	13	11	5	8	200
By Periods	1	2	Final									
Alabama A&M	20	31	51									
Southeast Missouri	39	46	85									

FG Percentage: AAMU 31.3, SEMO 42.4 3-Point FG Percentage: AAMU 8.3, SEMO 35.0
FT Percentage: AAMU 48.8, SEMO 60.9 Attendance: 1,103

Game #7 - Missouri 65, Southeast Missouri 61 December 2, 2014 • Mizzou Arena • Columbia, Mo.

SEMO (3-4)	FG	3P	FT	Q/D	REB	E	PTS	A	TO	B	S	M
Nino Johnson, f	3-5	0-0	0-1	4/3	7	4	6	0	2	3	0	33
Aaron Adeoye, f	1-2	0-1	0-0	0/0	0	5	2	0	0	1	1	16
Antoniou Cleveland, g	4-9	0-3	2-7	0/4	4	2	10	3	0	0	1	35
Jarekious Bradley, g	5-13	1-4	1-2	0/1	1	3	12	1	0	0	3	31
J.J. Thompson, g	4-5	1-1	2-4	1/1	2	2	11	6	2	0	1	33
Josh Langford	4-11	1-3	0-0	2/6	8	4	9	0	3	0	1	27
Isiah Jones	3-5	3-5	0-0	2/3	5	0	9	0	1	0	0	15
Marcus Wallace	1-1	0-0	0-0	1/0	1	0	2	0	1	0	0	7
Jamaal Calvin	0-2	0-1	0-0	0/0	0	0	0	0	0	0	0	3
TEAM				2/0	2							
Totals.....	25-53	6-18	5-14	12-18	30	20	61	10	9	4	7	200
MIZZOU (4-3)	FG	3P	FT	Q/D	REB	E	PTS	A	TO	B	S	M
J. Williams III, f	5-9	0-2	8-14	4/7	11	2	18	1	3	1	0	33
Ryan Rosburg, f	2-5	0-0	0-0	1/2	3	2	4	2	0	0	0	22
Namon Wright, g	2-5	0-2	0-0	0/0	0	2	4	0	0	0	0	14
M. Gill-Caesar, g	5-9	2-3	3-3	0/2	2	2	15	1	2	0	2	31
Keith Shamburger, g	4-5	3-4	0-0	1/1	2	3	11	3	4	0	0	39
Deuce Bello	1-2	0-0	0-2	0/1	1	5	2	0	0	1	0	13
Tremaine Isabell	2-6	2-3	2-2	0/2	2	0	8	3	2	0	0	25
D'Angelo Allen	1-2	1-1	0-2	0/5	5	2	3	0	1	0	2	16
Keenau Post	0-1	0-0	0-0	0/1	1	2	0	0	0	0	0	7
TEAM				2/2	4							
Totals.....	22-44	8-15	13-23	8/23	31	20	65	10	12	2	4	200
By Periods	1	2	Final									
Southeast Missouri	30	31	61									
Missouri	24	41	65									

FG Percentage: SEMO 47.2, MIZZOU 50.0 3-Point FG Percentage: SEMO 33.3, MIZZOU 53.3
FT Percentage: SEMO 35.7, MIZZOU 56.5 Attendance: 5,505

Game #8 - Southeast Missouri 63, Southeastern Louisiana 59 December 6, 2014 • Show Me Center • Cape Girardeau, Mo.

SELA (2-7)	FG	3P	FT	Q/D	REB	E	PTS	A	TO	B	S	M
Daniel Grieves, f	5-12	3-7	1-2	2/1	3	3	14	0	3	0	0	36
DeVonte Upson, c	4-6	0-0	2-4	1/3	4	3	10	0	1	2	0	25
Joshua Filmore, g	2-6	2-5	3-3	0/2	2	3	9	3	0	0	0	31
Zay Jackson, g	5-13	0-2	2-3	0/2	2	2	12	3	2	1	2	37
Andrew Guillory, g	2-5	1-1	3-4	0/2	2	0	8	1	2	0	2	26
Jimmie Duplessis	0-0	0-0	0-2	0/2	2	0	0	2	1	0	1	11
Zach Rumph	0-0	0-0	0-0	0/0	0	1	0	0	1	0	0	2
Bret Barclay	0-0	0-0	0-0	0/0	0	1	0	0	0	0	0	4
Dylon Maggio	0-2	0-1	0-0	0/0	0	1	0	0	0	0	0	4
Onochie Ochie	2-5	0-0	2-2	1/9	10	5	6	1	2	1	1	24
TEAM				1/2	3							
Totals.....	20-49	6-16	13-20	5/23	28	19	59	10	12	4	6	200
SEMO (4-4)	FG	3P	FT	Q/D	REB	E	PTS	A	TO	B	S	M
Nino Johnson, f	4-8	0-0	1-2	4/5	9	2	9	0	2	1	2	28
Aaron Adeoye, f	1-6	0-1	1-2	4/10	14	3	3	1	3	1	0	28
Antoniou Cleveland, g	5-8	1-2	1-2	5/3	8	1	12	4	1	2	2	30
Jarekious Bradley, g	8-21	1-9	4-5	0/3	3	3	21	0	1	0	1	36
J.J. Thompson, g	3-8	2-4	3-4	2/3	5	3	11	2	4	0	1	26
Isiah Jones	0-2	0-2	0-0	1/2	3	2	0	0	1	0	0	12
T.J. Thomas	1-2	0-0	0-0	2/2	4	1	2	1	1	0	1	14
Marcus Wallace	0-3	0-3	0-0	0/0	0	1	0	2	1	0	0	8
Jamaal Calvin	2-5	1-4	0-0	1/0	1	3	5	0	0	0	1	18
TEAM				1/2	3							
Totals.....	24-63	5-25	10-15	20/30	50	19	63	10	14	4	8	200
By Periods	1	2	Final									
Southeastern La.	24	35	59									
Southeast Missouri	36	27	63									

FG Percentage: SELA 40.8, SEMO 38.1 3-Point FG Percentage: SELA 37.5, SEMO 20.0
FT Percentage: SELA 65.0, SEMO 66.7 Attendance: 1,288

2014-15 STATISTICS

Game #9 - Southeast Missouri 55, Southern Illinois 54 December 10, 2014 • Show Me Center • Cape Girardeau, Mo.

SIU (5-4)	FG	3P	FT	Q/D	REB	E	PTS	A	TO	B	S	M
Jordan Caroline, f	2-6	0-0	2-4	2/9	11	4	6	2	0	0	0	28
Sean O'Brien, f	3-10	1-2	0-2	3/2	5	1	7	4	4	0	0	32
Jalen Pendleton, g	3-6	2-2	0-0	1/3	4	2	8	1	1	0	1	26
Tyler Smithpeters, g	1-5	0-2	0-0	0/2	2	4	2	2	2	0	2	33
Anthony Beane, g	8-22	2-9	4-4	2/3	5	1	22	0	0	0	2	40-
K.C. Goodwin	1-1	1-1	0-0	0/3	3	3	3	1	2	0	0	17
Chaz Glotta	1-4	0-2	2-2	0/1	1	0	4	0	0	0	1	8
Bola Olaniyan	1-2	0-0	0-0	2/1	3	3	2	0	0	0	0	12
Dawson Verhines	0-1	0-0	0-0	0/0	0	0	0	0	0	0	0	4
Deng Leek	0-0	0-0	0-0	0/0	0	0	0	0	0	0	0	0+
TEAM				3/3	6							
Totals.....	20-57	6-18	8-12	13/27	40	18	54	10	9	0	6	200
SEMO (5-4)	FG	3P	FT	Q/D	REB	E	PTS	A	TO	B	S	M
Nino Johnson, f	3-8	0-0	1-4	2/8	10	4	7	0	1	4	3	35
Aaron Adeoye, f	5-7	1-1	3-4	2/2	4	3	14	2	2	1	2	34
Antoniuss Cleveland, g	2-7	1-3	0-1	1/2	3	0	5	1	2	1	1	26
Jarekious Bradley, g	5-13	3-7	4-5	1/5	6	0	17	3	0	1	1	34
J.J. Thompson, g	0-1	0-0	0-0	0/1	1	2	0	2	3	0	0	15
Josh Langford	0-2	0-0	0-0	0/0	0	1	0	1	0	0	0	10
Isiah Jones	3-5	3-5	1-2	0/5	5	2	10	4	1	0	0	30
Marcus Wallace	0-1	0-1	0-0	0/0	0	0	0	0	0	0	0	2
Jamaal Calvin	0-2	0-2	2-2	0/1	1	2	2	1	1	0	0	14
TEAM				0/2	2							
Totals.....	18-46	8-19	11-18	6/26	32	14	55	14	10	7	7	200
By Periods	1	2	Final									
Southern Illinois	33	21	54									
Southeast Missouri	29	26	55									
FG Percentage: SIU 35.1, SEMO 39.1 3-Point FG Percentage: SIU 33.3, SEMO 42.1												
FT Percentage: SIU 66.7, SEMO 61.1 Attendance: 3,507												

Game #10 - Saint Louis 87, Southeast Missouri 64 December 13, 2014 • Show Me Center • Cape Girardeau, Mo.

MSU (5-3)	FG	3P	FT	Q/D	REB	E	PTS	A	TO	B	S	M
Loomis Gerring, f	1-4	0-1	3-4	1/4	5	4	5	0	1	1	1	23
Camryn Boone, f	2-6	0-0	0-0	2/7	9	1	4	0	2	2	0	24
Austin Ruder, g	5-7	5-6	1-1	0/5	5	0	16	4	1	0	3	34
Marcus Marshall, g	5-12	3-6	8-8	0/6	6	0	21	4	1	0	1	38
Dorrian Williams, g	1-8	0-1	1-3	2/1	3	3	3	5	4	0	0	32
Robin Thompson	0-1	0-0	0-0	0/0	0	1	0	0	0	0	0	1
Gavin Thurman	6-10	3-3	4-4	0/1	1	1	19	1	1	0	0	17
Shawn Roundtree	1-2	1-1	0-0	0/2	2	1	3	0	0	0	0	11
Chris Kendrick	0-1	0-1	0-0	0/0	0	0	0	0	1	0	0	6
Christian Kirk	0-0	0-0	0-0	0/0	0	1	0	0	1	0	0	2
Tyler McCullough	1-2	0-0	0-0	1/0	1	2	2	0	1	0	0	12
TEAM				3/1	4							
Totals.....	22-53	12-19	17-20	9/27	36	14	73	14	13	3	5	200
SEMO (5-5)	FG	3P	FT	Q/D	REB	E	PTS	A	TO	B	S	M
Nino Johnson, f	6-10	0-0	1-1	3/4	7	4	13	0	3	1	1	28
Aaron Adeoye, f	1-5	0-1	0-1	2/7	9	1	2	1	0	1	1	31
Antoniuss Cleveland, g	5-8	2-5	0-0	0/3	3	3	12	0	1	0	0	28
Jarekious Bradley, g	3-12	1-5	2-2	1/3	4	2	9	2	3	3	2	37
J.J. Thompson, g	2-4	1-3	0-0	1/4	5	2	5	8	0	0	1	28
Josh Langford	2-6	0-1	3-3	1/0	1	4	7	1	3	0	2	17
Isiah Jones	3-12	2-9	3-4	1/0	1	3	11	1	3	0	0	23
Marcus Wallace	0-0	0-0	0-2	0/0	0	0	0	0	0	0	1	2
Jamaal Calvin	1-1	0-0	0-0	0/0	0	0	2	0	2	0	1	6
TEAM				2/2	4							
Totals.....	23-58	6-24	9-13	11/23	34	19	61	13	15	5	9	200
By Periods	1	2	Final									
Missouri State	28	45	73									
Southeast Missouri	32	29	61									
FG Percentage: MSU 41.5, SEMO 39.7 3-Point FG Percentage: MSU 63.2, SEMO 25.0												
FT Percentage: MSU 85.0, SEMO 69.2 Attendance: 3,043												

Game #11 - Arkansas 84, Southeast Missouri 67 December 20, 2014 • Verizon Arena • North Little Rock, Ark.

SEMO (5-6)	FG	3P	FT	Q/D	REB	E	PTS	A	TO	B	S	M
Nino Johnson, f	5-7	0-0	2-4	4/7	11	4	12	1	3	0	1	30
Aaron Adeoye, f	2-5	0-0	0-0	0/0	0	5	4	1	0	0	0	15
Antoniuss Cleveland, g	5-9	0-1	3-4	1/2	3	4	13	4	1	0	2	31
Jarekious Bradley, g	7-17	1-9	2-2	1/4	5	3	17	1	2	1	2	32
J.J. Thompson, g	2-7	2-3	0-0	0/1	1	2	6	2	4	0	0	29
Josh Langford	0-2	0-0	4-4	1/0	1	2	4	0	2	0	0	18
Isiah Jones	0-3	0-1	0-0	0/2	2	0	0	0	1	0	0	9
T.J. Thomas	1-1	0-0	5-6	1/1	2	3	7	0	0	0	0	14
Marcus Wallace	0-2	0-1	2-2	0/1	1	2	2	0	3	1	0	11
Jamaal Calvin	0-0	0-0	0-0	1/1	2	0	0	0	0	0	0	8
Ladarius Coleman	1-3	0-1	0-0	0/2	2	0	2	1	0	0	0	3
TEAM												
Totals.....	23-56	3-16	18-22	9/21	30	25	67	10	17	2	5	200
ARK (8-2)	FG	3P	FT	Q/D	REB	E	PTS	A	TO	B	S	M
Bobby Portis, f	9-14	1-2	5-8	2/7	9	2	24	0	1	0	2	28
Jacorey Williams, f	2-5	0-0	1-2	1/0	1	1	5	0	1	0	0	17
Jabril Durham, g	0-1	0-1	0-0	1/0	1	0	0	4	0	0	0	20
Anthlon Bell, g	4-8	3-6	1-2	2/0	2	0	12	2	1	0	0	16
Michael Qualls, g	3-6	1-3	8-9	1/4	5	3	15	1	5	0	0	23
Rashad Madden	2-4	1-3	2-2	0/2	2	2	7	4	1	1	2	19
Trey Thompson	0-0	0-0	0-0	0/1	1	1	0	0	0	0	0	3
Alandise Harris	3-5	1-1	2-4	1/4	5	1	9	3	1	0	1	18
Nick Babb	0-1	0-1	0-0	0/1	1	0	0	0	0	0	0	6
Manuale Watkins	1-3	0-0	0-0	0/3	3	3	2	3	1	0	1	21
Anton Beard	2-6	0-1	2-2	0/2	2	2	6	2	1	0	1	16
Moses Kingsley	2-2	0-0	0-0	0/2	2	4	4	1	1	1	0	9
Keaton Miles	0-1	0-1	0-0	0/0	0	3	0	0	0	0	0	4
TEAM												
Totals.....	28-56	7-19	21-29	8/26	34	22	84	20	13	2	7	200
By Periods	1	2	Final									
Southeast Missouri	28	39	67									
Arkansas	45	39	84									
FG Percentage: SEMO 41.1, ARK 50.0 3-Point FG Percentage: SEMO 18.8, ARK 36.8												
FT Percentage: SEMO 81.8, ARK 72.4 Attendance: 11,375												

Game #12 - Ole Miss 82, Southeast Missouri 51 December 22, 2014 • Lantz Arena • Southaven, Miss.

SEMO (5-7)	FG	3P	FT	Q/D	REB	E	PTS	A	TO	B	S	M
Nino Johnson, f	2-8	0-0	2-5	2/2	4	3	6	1	1	0	1	27
Antoniuss Cleveland, g	3-7	0-1	0-1	2/1	3	2	6	0	0	1	0	20
Jarekious Bradley, g	3-15	2-6	2-2	2/3	5	2	10	1	3	0	3	23
Aaron Adeoye, f	0-0	0-0	0-0	0/0	0	1	0	0	1	0	0	5
J.J. Thompson, g	2-6	1-2	0-0	0/2	2	0	5	2	1	0	1	17
Josh Langford	4-6	0-0	0-0	4/1	5	3	8	1	2	0	0	10
Isiah Jones	2-4	1-3	0-0	0/1	1	1	5	1	1	0	0	13
T.J. Thomas	0-2	0-0	0-0	1/0	1	3	0	0	0	4	0	22
Marcus Wallace	1-5	0-1	1-3	0/1	1	4	3	3	2	0	2	21
Jamaal Calvin	0-2	0-2	0-0	0/0	0	0	0	0	0	0	0	12
Ladarius Coleman	2-5	2-3	2-2	0/0	0	2	8	0	1	0	0	19
J.T. Jones	0-0	0-0	0-0	0/0	0	0	0	0	0	0	0	11
TEAM				4/3	7							
Totals.....	19-60	6-18	7-13	15/14	29	21	51	9	12	5	7	200
OLE MISS (8-3)	FG	3P	FT	Q/D	REB	E	PTS	A	TO	B	S	M
Martavious Newby, *	1-3	0-1	5-5	1/6	7	0	7	5	3	1	1	24
Terence Smith, *	4-7	3-4	5-6	0/0	0	1	16	3	2	0	1	35
M.J. Rhett, *	6-7	0-0	2-2	1/3	4	3	14	1	1	1	1	16
Sabastian Saiz, *	4-5	0-0	3-4	2/5	7	2	11	1	1	2	0	21
Stefan Moody, *	3-9	2-5	5-6	3/3	6	3	13	4	4	0	0	16
Roderick Lawrence	2-2	1-1	1-2	0/1	1	0	6	0	1	0	0	14
Ladarius White	0-8	0-2	4-4	0/0	0	3	4	0	0	1	1	16
Anthony Perez	0-0	0-0	0-0	0/0	0	0	0	0	0	0	0	11
Dwight Coleby	3-6	0-0	1-2	1/4	5	3	7	0	0	1	0	22
Terry Brutus	0-0	0-0	0-0	0/0	0	1	0	0	0	0	1	11
Aaron Jones	2-2	0-0	0-0	1/2	3	1	4	1	0	1	1	14
TEAM				3/3	6							
Totals.....	25-49	6-13	26-31	12/27	39	17	82	15	13	7	6	200



Southeast Missouri State REDHAWKS

Game #13 - Southeast Missouri 94, Harris-Stowe 66 December 28, 2014 • Show Me Center • Cape Girardeau, Mo.

HSU (2-7)	FG	3P	FT	O/D	REB	E	PTS	A	TO	B	S	M
Jamal Hinton, f	0-3	0-0	2-2	1/1	2	3	2	0	0	0	0	22
Ivan Vukovic, f	1-6	0-1	0-0	0/4	4	2	2	2	2	0	1	28
Jalen Fletcher, g	5-15	1-1	6-6	6/6	12	4	17	1	5	1	2	31
Tony Flagg, g	2-4	2-4	0-0	1/0	1	0	6	8	5	0	1	29
Trevor Roberts, g	7-11	4-4	1-2	0/2	2	1	19	1	4	0	0	24
Markos Psimitis	1-1	0-0	1-2	0/0	0	0	3	0	0	0	0	4
Joe Cook	0-0	0-0	0-0	0/1	1	1	0	0	1	0	0	2
Vjekoslav Vucinovic	3-7	0-0	0-0	1/2	3	5	6	0	1	1	0	14
Randy Brown	1-1	0-0	0-0	0/1	1	1	2	0	2	0	0	5
Jacob Lloyd	2-5	1-2	2-2	0/3	3	3	7	1	6	0	1	21
John Johnson	1-2	0-0	0-0	0/0	0	0	2	0	2	0	1	9
Ioannis Katrantzis	0-1	0-0	0-0	0/0	0	0	0	1	1	0	0	11
TEAM				2/4	6							
Totals.....	23-56	8-12	12-14	11/24	35	20	66	14	29	2	6	200
SEMO (6-7)	FG	3P	FT	O/D	REB	E	PTS	A	TO	B	S	M
Nino Johnson, f	3-4	0-0	1-4	0/4	4	2	7	2	0	4	1	23
Aaron Adeoye, f	6-6	1-1	3-4	1/1	2	1	16	1	1	2	1	16
Antonius Cleveland, g	4-10	0-0	5-8	5/2	7	1	13	3	2	0	2	20
Jarekious Bradley, g	5-13	1-4	2-2	1/3	4	1	13	2	1	0	1	23
J.J. Thompson, g	3-5	0-0	0-0	0/0	0	2	6	2	1	0	1	17
Josh Langford	4-7	0-0	0-0	0/2	2	3	8	2	2	1	1	19
Isiah Jones	1-5	0-3	0-0	0/2	2	2	2	3	1	0	2	16
Caleb Woods	2-4	1-2	0-0	0/0	0	0	5	1	0	0	0	5
T.J. Thomas	1-2	0-0	3-4	2/3	5	1	5	0	1	0	0	12
Marcus Wallace	4-7	2-3	1-2	1/3	4	2	11	4	2	0	5	27
Ladarius Coleman	1-5	0-1	3-4	0/1	1	1	5	1	1	0	0	17
J.T. Jones	1-1	1-1	0-0	2/1	3	1	3	0	0	0	0	5
TEAM				2/1	3							
Totals.....	35-69	6-15	18-28	14/23	37	17	94	21	12	7	14	200
By Periods	1	2	Final									
Harris-Stowe	31	35	66									
Southeast Missouri	35	33	68									

FG Percentage: HSU 41.1, SEMO 50.7 3-Point FG Percentage: HSU 66.7, SEMO 40.0
FT Percentage: HSU 85.7, SEMO 64.3 Attendance: 1,549

Game #14 - Belmont 78, Southeast Missouri 77 January 1, 2015 • Curb Event Center • Nashville, Tenn.

SEMO (6-8, 0-1)	FG	3P	FT	O/D	REB	E	PTS	A	TO	B	S	M
Nino Johnson, f	6-8	0-0	4-5	3/5	8	3	16	2	4	0	2	34
Jarekious Bradley, f	7-14	1-2	5-5	1/3	4	1	20	0	2	1	2	31
Aaron Adeoye, f	1-2	0-1	0-2	2/2	4	0	2	0	2	0	0	15
Antonius Cleveland, g	3-10	0-2	4-6	1/2	3	4	10	2	2	0	2	39
J.J. Thompson, g	4-8	3-6	4-4	0/1	1	4	15	3	2	0	1	30
Isiah Jones	3-9	3-6	0-0	0/2	2	4	9	2	0	0	0	28
T.J. Thomas	0-0	0-0	0-0	0/0	0	0	0	1	0	0	0	2
Marcus Wallace	1-3	0-2	3-4	2/5	7	3	5	1	2	1	1	21
TEAM				2/0	2							
Totals.....	25-54	7-19	20-26	11/20	31	19	77	11	14	2	8	200
BEL (9-5, 1-0)	FG	3P	FT	O/D	REB	E	PTS	A	TO	B	S	M
Amanze Egekeze, f	3-6	3-6	0-0	0/2	2	3	9	0	1	1	0	21
Evan Bradds, f	4-5	0-1	6-8	1/4	5	1	14	2	4	0	0	28
Taylor Barnette, g	3-10	3-8	0-0	0/3	3	1	9	1	1	0	0	33
Reece Chamberlain, g	3-3	0-0	4-7	4/5	9	3	10	9	5	0	0	34
Craig Bradshaw, g	10-15	5-6	0-0	0/3	3	2	25	2	2	1	5	36
Austin Luke	1-1	0-0	0-1	0/1	1	0	2	3	0	0	0	6
Nick Smith	3-11	3-9	0-0	2/0	2	4	9	0	0	0	0	18
Holden Mobley	0-1	0-0	0-0	1/0	1	3	0	1	0	0	0	5
Caleb Chowbay	0-0	0-0	0-0	0/0	0	0	0	1	2	0	0	1
Spencer Turner	0-1	0-1	0-0	0/0	0	0	0	1	0	0	0	6
Mack Mercer	0-0	0-0	0-0	0/1	1	0	0	0	0	0	0	2
Josh Lester	0-0	0-0	0-0	0/1	1	1	0	0	0	0	0	2
Tyler Hadden	0-1	0-0	0-0	0/1	1	2	0	0	0	0	0	2
Jeff Laidig	0-0	0-0	0-0	0/1	1	1	0	0	0	0	0	6
TEAM				4/0	4							
Totals.....	27-54	14-31	10-16	12/22	34	21	78	19	18	2	5	200
By Periods	1	2	Final									
Southeast Missouri	41	36	77									
Belmont	47	31	78									

FG Percentage: SEMO 46.3, BEL 50.0 3-Point FG Percentage: SEMO 36.8, BEL 45.2
FT Percentage: SEMO 76.9, BEL 62.5 Attendance: 1,597

Game #15 - Southeast Missouri 77, Tennessee State 62 January 3, 2015 • Gentry Center • Nashville, Tenn.

SEMO (7-8, 1-1)	FG	3P	FT	O/D	REB	E	PTS	A	TO	B	S	M
Nino Johnson, f	3-4	0-0	2-2	1/6	7	3	8	1	3	3	0	25
Isiah Jones, g	4-9	4-7	1-2	2/5	7	0	13	5	2	0	2	40
Antonius Cleveland, g	6-11	0-0	3-6	1/6	7	3	15	0	2	1	1	34
Jarekious Bradley, g	10-12	2-3	7-7	5/2	7	4	29	2	1	0	0	30
J.J. Thompson, g	2-8	0-2	0-0	0/3	3	1	4	6	3	0	0	34
Josh Langford	1-3	0-0	1-2	0/0	0	4	3	0	1	1	0	13
T.J. Thomas	0-0	0-0	0-0	0/0	0	0	0	0	0	0	0	2
Marcus Wallace	2-5	0-1	1-1	0/1	1	1	5	0	0	0	1	10
Jamaal Calvin	0-2	0-2	0-0	0/0	0	1	0	0	0	0	0	3
Aaron Adeoye	0-2	0-0	0-0	1/1	2	4	0	0	1	0	1	9
TEAM				1/2	3							
Totals.....	28-56	6-15	15-20	11/26	37	21	77	14	13	5	5	200
TSU (3-13, 0-1)	FG	3P	FT	O/D	REB	E	PTS	A	TO	B	S	M
Zachary Lee, f	1-3	0-0	0-0	1/2	3	4	2	0	1	0	0	25
Christian Mekowulu, f	1-3	0-0	9-12	0/2	2	4	11	0	1	1	0	11
Rodney Simeon, g	0-4	0-2	0-0	0/1	1	0	0	0	0	0	0	12
Charles Tucker, g	2-4	0-0	1-2	0/0	0	3	5	1	1	0	2	20
Darreon Reddick, g	2-6	0-1	0-0	0/3	3	4	4	1	1	0	0	22
Marcus Roper	4-10	3-8	2-2	0/4	4	0	13	1	3	0	0	21
Xavier Richards	3-9	0-0	2-2	4/2	6	1	8	0	0	1	0	32
Jay Harris	5-10	3-6	0-0	0/0	0	1	13	1	3	0	2	29
Demontez Loman	2-4	0-0	2-6	2/7	9	3	6	0	1	3	0	28
TEAM				3/1	4							
Totals.....	20-53	6-17	16-24	10/22	32	20	62	4	12	5	4	200
By Periods	1	2	Final									
Southeast Missouri	42	35	77									
Tennessee State	30	32	62									

FG Percentage: SEMO 50.0, TSU 37.7 3-Point FG Percentage: SEMO 40.0, TSU 35.3
FT Percentage: SEMO 75.0, TSU 66.7 Attendance: 988

Game #16 - Morehead State 70, Southeast Missouri 57 January 8, 2015 • Show Me Center • Cape Girardeau, Mo.

MSU (6-11, 1-1)	FG	3P	FT	O/D	REB	E	PTS	A	TO	B	S	M
Karam Mashour, f	7-14	1-4	0-1	5/8	13	4	15	0	3	0	2	26
Billy Reader, c	6-13	0-0	0-2	7/4	11	3	12	1	1	0	1	37
Corban Collins, g	2-8	1-4	2-2	2/3	5	2	7	1	2	0	1	36
Kareem Storey, g	4-10	0-0	5-8	2/3	5	0	13	6	3	0	5	38
Brent Arrington, g	4-13	1-3	3-3	2/0	2	4	12	2	5	0	5	33
Chad Donley	1-3	1-3	3-4	0/0	0	4	6	0	1	0	0	15
Miguel Dient	2-5	0-2	1-2	0/1	1	4	5	1	0	0	0	12
Marcus Fuggins	0-0	0-0	0-0	0/0	0	2	0	0	1	0	2	3
TEAM				2/5	7							
Totals.....	26-66	4-16	14-22	20/24	44	23	70	11	17	0	16	200
SEMO (7-9, 1-2)	FG	3P	FT	O/D	REB	E	PTS	A	TO	B	S	M
Nino Johnson, f	2-5	0-0	2-7	1/4	5	3	6	0	5	4	1	22
Jarekious Bradley, g	4-7	1-2	0-0	0/3	3	5	9	1	5	1	0	30
Isiah Jones, g	8-15	2-8	2-3	2/5	7	2	20	2	6	0	1	32
Antonius Cleveland, g	3-7	0-2	2-8	0/5	5	1	8	2	1	2	3	27
J.J. Thompson, g	1-2	0-0	1-2	0/2	2	1	3	2	1	0	0	21
Josh Langford	0-2	0-0	2-2	0/3	3	2	2	0	1	1	0	26
Marcus Wallace	2-4	0-1	0-0	2/0	2	3	4	0	1	0	0	18
Aaron Adeoye	2-4	0-1	1-2	1/3	4	4	5	0	0	0	0	20
Ladarius Coleman	0-0	0-0	0-0	0/0	0	0	0	0	1	0	0	4
TEAM				2/2	4							
Totals.....	22-46	3-14	10-24	8/27	35	21	57	7	21	8	5	200
By Periods	1	2	Final									
Morehead State	30	40	70									
Southeast Missouri	28	29	57									

FG Percentage: MSU 39.4, SEMO 47.8 3-Point FG Percentage: MSU 25.0, SEMO 21.4
FT Percentage: MSU 63.6, SEMO 41.7 Attendance: 1,724

2014-15 STATISTICS

Game #17 - Eastern Kentucky 68, Southeast Missouri 55 January 10, 2015 • Show Me Center • Cape Girardeau, Mo.

EKU (10-5, 2-0)	FG	3P	FT	Q/D	REB	E	PTS	A	TO	B	S	M
Eric Stutz, f	7-10	2-3	2-4	1/4	5	2	18	2	0	1	0	31
Corey Walden, g	5-10	3-5	10-10	0/5	5	2	23	1	2	0	1	38
Denzel Richardson, g	1-8	1-5	0-0	1/2	3	1	3	0	3	0	2	26
Isaac McGlone, g	3-6	2-4	0-0	1/3	4	3	8	0	3	0	1	36
Timmy Knipp, g	2-6	1-4	2-2	1/5	6	3	7	4	2	3	0	28
Tommy Matthews	0-0	0-0	0-0	0/0	0	2	0	1	0	0	0	6
Jonathan Hood	1-3	0-1	0-0	1/1	2	0	2	1	0	0	1	9
Ja'Mill Powell	1-4	1-1	2-2	0/1	1	0	5	1	1	0	0	14
Deverin Muff	1-2	0-0	0-0	0/1	1	3	2	0	0	0	2	12
TEAM				3/1	4							
Totals.....	21-49	10-23	16-18	8/23	31	16	68	10	11	4	7	200
SEMO (7-10, 1-3)	FG	3P	FT	Q/D	REB	E	PTS	A	TO	B	S	M
Nino Johnson, f	1-4	0-0	0-2	2/0	2	0	2	0	2	2	0	12
Aaron Adeoye, f	5-9	0-1	2-2	2/5	7	3	12	0	1	3	1	34
Isiah Jones, g	3-8	2-5	2-2	0/4	4	2	10	2	8	0	1	33
Antoniuss Cleveland, g	3-8	2-2	0-1	1/4	5	4	8	0	1	0	0	27
J.J. Thompson	1-5	0-0	3-5	1/0	1	4	5	3	1	0	0	27
Josh Langford	1-6	1-2	0-0	0/0	0	2	3	0	0	0	1	18
Marcus Wallace	1-3	0-0	3-4	1/3	4	1	5	3	0	0	1	19
Jamaal Calvin	0-0	0-0	0-0	0/0	0	1	0	0	0	0	0	3
Jarekious Bradley	2-9	0-5	6-6	4/4	8	1	10	2	1	0	0	27
TEAM				0/3	3							
Totals.....	17-52	5-15	16-22	14/20	34	18	55	10	14	5	4	200
By Periods	1	2	Final									
Eastern Kentucky	37	31	68									
Southeast Missouri	31	24	55									
FG Percentage: ECU 42.9, SEMO 32.7 3-Point FG Percentage: ECU 43.5, SEMO 33.3												
FT Percentage: ECU 88.9, SEMO 72.7 Attendance: 1,924												

Game #18 - Southeast Missouri 69, Jacksonville State 52 January 14, 2015 • Pete Mathews Coliseum • Jacksonville, Ala.

SEMO (8-10, 2-3)	FG	3P	FT	Q/D	REB	E	PTS	A	TO	B	S	M
Nino Johnson, f	2-4	0-0	5-6	5/7	12	5	9	2	2	1	2	27
Isiah Jones, g	4-9	1-4	0-0	1/1	2	2	9	2	2	0	0	28
Antoniuss Cleveland, g	2-4	2-3	1-2	0/1	1	0	7	2	2	0	0	29
Jarekious Bradley, g	5-15	3-10	0-0	1/6	7	1	13	3	1	3	0	29
J.J. Thompson, g	1-2	0-0	2-4	0/1	1	4	4	4	3	0	0	20
Josh Langford	1-4	0-1	0-2	2/1	3	3	2	0	0	0	0	15
T.J. Thomas	0-0	0-0	0-0	0/0	0	0	0	0	0	0	0	2
Marcus Wallace	1-1	0-0	0-0	0/1	1	1	2	0	2	0	0	4
Jamaal Calvin	3-4	3-4	4-4	0/4	4	4	13	1	0	0	1	25
Aaron Adeoye	3-7	0-0	4-4	2/3	5	1	10	0	0	2	1	21
TEAM				1/3	4							
Totals.....	22-50	9-22	16-22	12/28	40	21	69	14	12	6	4	200
JSU (8-11, 1-4)	FG	3P	FT	Q/D	REB	E	PTS	A	TO	B	S	M
Avery Moore*	3-8	1-4	0-0	0/1	1	2	7	1	1	0	0	31
JaQuail Townser*	3-10	0-1	2-2	1/3	4	2	8	7	2	0	2	29
Darion Rackley*	3-14	2-8	7-9	2/4	6	3	15	1	3	0	2	38
D.J. Felder*	3-9	0-0	6-6	3/5	8	4	12	0	1	0	0	24
Jeremy Watson*	0-2	0-0	2-3	2/1	3	2	2	0	0	0	0	25
Joe Kuligowski	0-0	0-0	0-0	3/1	4	0	0	0	0	0	1	14
Dontay Jackson	0-0	0-0	0-0	0/0	0	0	0	0	1	0	0	4
Malcolm Drumwright	3-6	0-1	0-0	0/0	0	2	6	1	1	0	1	19
Deltrich Cole	1-6	0-0	0-1	1/2	3	3	2	1	0	0	0	16
TEAM				2/3	5							
Totals.....	16-55	3-14	17-21	14/20	34	18	52	11	9	0	6	200
By Periods	1	2	Final									
Southeast Missouri	29	40	69									
Jacksonville State	22	30	52									
FG Percentage: SEMO 44.0, JSU 29.1 3-Point FG Percentage: SEMO 40.9, JSU 21.4												
FT Percentage: SEMO 72.7, JSU 81.0 Attendance: 1,598												

Game #19 - Southeast Missouri 65, Tennessee Tech 61 January 17, 2015 • Show Me Center • Cape Girardeau, Mo.

TTU (9-10, 1-5)	FG	3P	FT	Q/D	REB	E	PTS	A	TO	B	S	M
Dwan Caldwell, f	5-13	0-1	1-2	4/4	8	3	11	2	2	1	0	30
Charles Jackson, c	6-9	0-0	2-3	2/4	6	4	14	0	2	0	1	28
Shirmane Thomas, g	1-2	0-0	0-2	0/3	3	1	2	2	2	0	0	19
Torrance Rowe, g	2-10	2-6	0-0	0/0	0	2	6	1	1	0	2	30
Josiah Moore, g	2-8	1-3	0-0	3/11	14	4	5	2	4	0	0	29
Jordan Johnson	4-8	2-5	4-4	1/0	1	0	14	3	1	0	0	30
Javon McKay	2-4	0-2	2-2	0/0	0	3	6	0	1	0	0	18
Aleksa Jugovic	0-1	0-1	0-0	0/0	0	0	0	0	0	0	1	5
Mason Ramsey	1-2	1-2	0-0	0/1	1	2	3	0	0	0	1	11
TEAM				0/4	4							
Totals.....	23-57	6-20	9-13	10/27	37	19	61	10	13	1	5	200
SEMO (9-10, 3-3)	FG	3P	FT	Q/D	REB	E	PTS	A	TO	B	S	M
Nino Johnson, f	5-10	0-0	4-10	1/4	5	3	14	2	1	3	2	31
Isiah Jones, g	3-8	3-8	0-0	1/5	6	4	9	2	0	0	1	34
Antoniuss Cleveland, g	2-5	1-3	2-4	1/2	3	2	7	3	1	1	1	23
Jarekious Bradley, g	5-13	2-7	6-7	1/6	7	1	18	1	2	2	0	32
J.J. Thompson, g	1-5	0-0	0-3	1/2	3	2	2	4	0	0	1	26
Josh Langford	2-3	1-2	0-0	0/2	2	3	5	0	1	0	2	15
Marcus Wallace	0-3	0-1	2-2	0/1	1	1	2	1	0	0	1	11
Jamaal Calvin	1-3	1-2	0-0	2/0	2	1	3	1	2	0	0	8
Aaron Adeoye	2-3	0-1	1-2	0/2	2	1	5	0	1	0	0	20
TEAM				4/3	7							
Totals.....	21-53	8-24	15-28	11/27	38	18	65	14	8	6	8	200
By Periods	1	2	Final									
Tennessee Tech	30	31	61									
Southeast Missouri	32	33	65									
FG Percentage: TTU 40.4, SEMO 39.6 3-Point FG Percentage: TTU 30.0, SEMO 33.3												
FT Percentage: TTU 69.2, SEMO 53.6 Attendance: 550												

Game #20 - UT Martin 70, Southeast Missouri 53 January 24, 2015 • Elam Center • Martin, Tenn.

SEMO (9-11, 3-4)	FG	3P	FT	Q/D	REB	E	PTS	A	TO	B	S	M
Nino Johnson, f	4-10	0-0	0-1	1/6	7	4	8	3	1	4	2	35
Isiah Jones, g	8-13	4-7	1-2	1/2	3	4	21	3	2	0	2	36
Antoniuss Cleveland, g	5-11	1-3	0-2	1/2	3	2	11	3	2	0	0	30
Aaron Adeoye, f	0-2	0-0	0-0	0/3	3	3	0	1	1	1	0	13
J.J. Thompson, g	1-4	0-0	0-0	1/3	4	2	2	1	1	0	0	27
Josh Langford	4-8	0-0	1-4	0/0	0	3	9	0	1	0	0	22
Marcus Wallace	0-1	0-1	0-0	0/0	0	1	0	0	1	0	0	5
Jamaal Calvin	0-3	0-3	0-0	1/0	1	0	0	0	0	0	1	20
Ladarius Coleman	1-2	0-0	0-0	1/3	4	0	2	0	1	0	0	12
TEAM				0/1	1							
Totals.....	23-54	5-14	2-9	6/20	26	19	53	11	10	5	5	200
UTM (12-7, 4-2)	FG	3P	FT	Q/D	REB	E	PTS	A	TO	B	S	M
Alex Anderson, *	4-5	3-4	2-2	0/2	2	0	13	2	3	0	0	36
Deville Smith, *	6-11	2-4	4-6	1/1	2	0	18	4	3	0	3	37
Marshun Newell, *	5-11	2-3	0-1	2/7	9	0	12	1	1	0	0	39
Twymond Howard, *	4-8	0-2	9-14	0/3	3	1	17	2	0	0	0	37
Javier Martinez, *	2-2	0-0	0-0	0/2	2	0	4	1	0	0	0	8
Richard Lee	0-0	0-0	0-0	0/1	1	0	0	0	0	0	0	6
Chandler Rowe	0-3	0-0	0-0	2/4	6	5	0	0	0	0	0	15
Terrence Durham	0-0	0-0	0-0	0/0	0	1	0	0	2	0	1	3
Arkeem Joseph	3-9	0-0	0-0	3/5	8	3	6	0	1	0	0	19
TEAM				1/3	4							
Totals.....	24-49	7-13	15-23	9/28	37	10	70	10	11	0	4	200
By Periods	1	2	Final									
Southeast Missouri	32	21	53									
UT Martin	40	30	70									
FG Percentage: SEMO 42.6, UTM 49.0 3-Point FG Percentage: SEMO 35.7, UTM 53.8												
FT Percentage: SEMO 22.2, UTM 65.2 Attendance: 2,983												



Southeast Missouri State REDHAWKS

Game #21 - SIU Edwardsville 75, Southeast Missouri 61 January 29, 2015 • Show Me Center • Cape Girardeau, Mo.

SIUE (9-11, 5-4)	FG	3P	FT	Q/D	REB	E	PTS	A	TO	B	S	M
Keaton Jackson, f	2-4	0-0	0-0	1/1	2	4	4	0	2	0	1	15
Rozell Nunn, f	0-2	0-2	2-3	1/6	7	3	2	1	3	0	2	22
Kris Davis, g	8-13	3-5	4-4	0/4	4	0	23	1	2	0	3	31
Michael Messer, g	2-9	0-1	0-0	3/1	4	4	4	1	3	0	1	24
Donivine Stewart, g	4-8	3-3	4-6	1/4	5	1	15	2	2	0	2	33
Michael Chandler	2-3	0-0	0-0	5/2	7	2	4	0	1	3	0	20
Maurice Wiltz	1-2	0-0	0-0	0/2	2	0	2	1	0	0	0	11
C.J. Carr	3-7	2-3	10-10	0/1	1	1	18	1	1	0	3	24
Grant Fiorentinos	0-0	0-0	0-0	0/0	0	0	0	0	0	0	0	3
Jake Newton	1-5	1-2	0-1	1/2	3	1	3	1	1	0	0	14
Jalen Henry	0-1	0-0	0-0	0/0	0	0	0	0	0	1	0	3
TEAM				3/0	3				1			
Totals.....	23-54	9-16	20-24	15/23	38	16	75	8	16	4	12	200
SEMO (9-12, 3-5)	FG	3P	FT	Q/D	REB	E	PTS	A	TO	B	S	M
Nino Johnson, f	3-6	0-0	4-7	4/1	5	2	10	0	4	1	0	21
Isiah Jones, g	5-8	2-4	0-0	1/2	3	2	12	1	5	0	0	24
Antoniuss Cleveland, g	4-8	0-2	2-2	2/5	7	5	10	4	0	0	4	27
Jarekious Bradley, g	1-10	0-4	1-1	0/3	3	4	3	1	4	1	1	28
J.J. Thompson, g	1-3	0-0	2-2	1/1	2	2	4	0	1	0	0	11
Josh Langford	1-4	0-0	1-2	1/1	2	3	3	0	1	2	0	19
Marcus Wallace	0-0	0-0	0-0	0/0	0	0	0	0	0	0	0	1
Jamaal Calvin	4-8	4-7	0-0	0/3	3	4	12	1	2	0	1	33
Aaron Adeoye	2-4	0-0	0-0	1/1	2	2	4	1	2	0	0	21
Ladarius Coleman	0-2	0-0	3-4	0/2	2	0	3	2	0	0	1	15
TEAM				1/0	1							
Totals.....	21-53	6-17	13-18	11/19	30	24	61	10	19	4	7	200
By Periods	1	2	Final									
SIUE	35	40	75									
Southeast Missouri	34	27	61									

FG Percentage: SIUE 42.6, SEMO 39.6 3-Point FG Percentage: SIUE 56.3, SEMO 35.3
FT Percentage: SIUE 83.3, SEMO 72.2 Attendance: 2,095

Game #22 - Southeast Missouri 70, Austin Peay 64 January 31, 2015 • Dunn Center • Clarksville, Tenn.

SEMO (10-12, 4-5)	FG	3P	FT	Q/D	REB	E	PTS	A	TO	B	S	M
Nino Johnson, f	4-7	0-0	7-12	2/8	10	4	15	1	1	3	2	36
Jarekious Bradley, f	6-12	2-4	1-1	1/4	5	2	15	0	4	2	0	27
Isiah Jones, g	2-4	1-3	0-0	2/2	4	0	5	0	4	0	0	25
Antoniuss Cleveland, g	4-6	0-1	1-1	0/3	3	4	9	4	1	1	3	36
Jamaal Calvin, g	4-7	3-6	0-0	0/1	1	1	11	1	0	0	1	30
Josh Langford	0-0	0-0	0-0	0/0	0	1	0	0	1	0	0	4
Aaron Adeoye	2-5	0-1	0-0	0/2	2	5	4	1	4	0	0	16
J.J. Thompson	4-5	1-1	2-2	1/1	2	0	11	1	2	0	1	26
TEAM				1/2	3							
Totals.....	26-46	7-16	11-16	7/23	30	17	70	8	17	6	7	200
APSU (7-15, 2-6)	FG	3P	FT	Q/D	REB	E	PTS	A	TO	B	S	M
Chris Freeman, f	3-5	0-0	4-4	1/5	6	4	10	1	3	0	0	23
Ed Dyson, f	4-9	2-7	2-2	0/2	2	3	12	1	1	0	1	34
Chris Horton, c	10-21	0-0	3-5	11/7	18	4	23	2	4	2	2	40
Tre Ivory, g	0-1	0-1	0-0	0/0	0	0	0	0	1	0	0	5
Khalil Davis, g	0-5	0-1	0-0	1/0	1	2	0	0	2	0	0	13
Assane Diop	1-3	0-1	2-2	1/0	1	0	4	0	0	1	0	9
Josh Robinson	1-4	1-2	0-0	0/0	0	0	3	0	0	0	0	14
Jeremy Purvis	3-6	3-5	0-0	1/1	2	1	9	5	0	0	0	35
Damarious Smith	0-4	0-1	3-8	0/2	2	2	3	2	0	0	2	27
TEAM				0/1	1							
Totals.....	22-58	6-18	14-21	15/18	33	16	64	11	11	3	5	200
By Periods	1	2	Final									
Southeast Missouri	38	32	70									
Austin Peay	36	28	64									

FG Percentage: SEMO 56.5, APSU 37.9 3-Point FG Percentage: SEMO 43.8, APSU 33.3
FT Percentage: SEMO 68.8, APSU 66.7 Attendance: 3,577

Game #23 - Murray State 82, Southeast Missouri 72 February 5, 2015 • CFSB Center • Murray, Ky.

SEMO (10-13, 4-6)	FG	3P	FT	Q/D	REB	E	PTS	A	TO	B	S	M
Nino Johnson, f	6-11	0-0	4-4	3/3	6	4	16	3	1	1	0	32
Aaron Adeoye, f	1-5	0-0	0-0	2/5	7	1	2	2	3	1	1	30
Isiah Jones, g	6-14	5-10	2-2	1/3	4	2	19	0	0	0	2	33
Antoniuss Cleveland, g	5-8	1-2	6-8	0/2	2	4	17	4	3	1	0	33
Jamaal Calvin, g	2-6	2-5	2-2	0/1	1	1	8	1	2	0	1	30
Josh Langford	0-3	0-0	0-0	0/0	0	2	0	0	1	0	0	5
T.J. Thomas	0-0	0-0	1-2	0/0	0	4	1	0	1	0	0	5
Marcus Wallace	1-2	1-1	0-0	0/0	0	2	3	1	2	0	4	18
J.J. Thompson	3-6	0-2	0-0	0/3	3	2	6	2	1	1	2	14
TEAM				2/2	4							
Totals.....	24-55	9-20	15-18	8/19	27	22	72	13	14	4	10	200
MSU (20-4, 10-0)	FG	3P	FT	Q/D	REB	E	PTS	A	TO	B	S	M
Jarvis Williams, f	8-12	0-1	7-14	6/5	11	1	23	1	0	1	1	34
Jeffery Moss, f	4-9	0-1	2-2	0/4	4	1	10	1	0	0	1	35
Jonathan Fairrell, c	0-1	0-0	0-0	1/1	2	5	0	0	1	0	1	9
Cameron Payne, g	6-12	1-4	3-5	0/2	2	2	16	6	3	0	0	36
T.J. Sapp, g	6-10	2-4	5-6	3/5	8	2	19	1	2	0	2	32
Wayne Langston	1-1	0-0	0-0	1/6	7	4	2	2	1	2	0	16
Tyler Rambo	2-3	0-0	0-0	0/0	0	0	4	0	3	0	1	10
Justin Seymour	2-6	2-3	2-2	1/2	3	1	8	2	3	1	1	20
Kendrick Flomo	0-2	0-0	0-0	0/0	0	0	0	0	1	0	0	8
TEAM												
Totals.....	29-56	5-13	19-29	12/25	37	16	82	13	14	4	7	200
By Periods	1	2	Final									
Southeast Missouri	31	41	72									
Murray State	36	46	82									

FG Percentage: SEMO 43.6, MSU 51.8 3-Point FG Percentage: SEMO 45.0, MSU 38.5
FT Percentage: SEMO 83.3, MSU 65.5 Attendance: 4,184

Game #24 - Southeast Missouri 68, Eastern Illinois 64 February 7, 2015 • Show Me Center, Cape Girardeau, Mo.

EIU (14-10, 7-4)	FG	3P	FT	Q/D	REB	E	PTS	A	TO	B	S	M
Trae Anderson, f	9-19	1-2	6-10	4/8	12	3	25	2	2	0	1	35
Luke Piotrowski, f	2-4	0-0	4-5	1/2	3	2	8	0	1	0	0	17
Cornell Johnston, g	3-7	2-4	0-0	0/2	2	3	8	6	3	0	0	38
LeTrell Viser, g	2-5	1-3	0-1	0/3	3	4	5	0	0	0	2	20
Dylan Chatman, g	3-7	3-6	0-0	0/5	5	3	9	1	5	0	0	34
Luke Norman	1-1	1-1	0-0	0/1	1	2	3	0	2	0	1	14
Anthony Johnson	1-3	0-1	0-0	1/2	3	1	2	0	1	0	0	9
Keenen Anderson	0-0	0-0	0-0	0/0	0	0	0	0	0	0	0	2
Jake Verhagen	1-2	1-2	0-0	0/2	2	2	3	1	0	0	0	10
Mat Piotrowski	0-1	0-1	0-0	0/2	2	2	0	0	0	1	0	8
Josh Piper	0-2	0-1	1-2	0/3	3	0	1	0	1	0	1	13
TEAM				1/1	2							
Totals.....	22-51	9-21	11-18	7/31	38	22	64	10	16	1	5	200
SEMO (11-13, 5-6)	FG	3P	FT	Q/D	REB	E	PTS	A	TO	B	S	M
Nino Johnson, f	5-12	0-0	0-1	2/8	10	3	10	2	1	2	3	34
Aaron Adeoye, f	1-4	0-0	1-1	1/1	2	2	3	0	1	0	0	13
Isiah Jones, g	2-6	1-4	0-1	1/3	4	1	5	0	1	0	0	27
Antoniuss Cleveland, g	4-10	0-1	2-3	4/8	12	1	10	0	0	0	4	27
Jamaal Calvin, g	0-3	0-2	0-0	0/1	1	0	0	1	0	0	0	14
Josh Langford	0-1	0-1	0-0	0/0	0	1	0	0	0	0	0	2
T.J. Thomas	0-0	0-0	0-0	0/0	0	1	0	0	0	0	0	3
Marcus Wallace	6-9	1-2	5-7	2/0	2	3	18	3	2	0	3	31
Jarekious Bradley	2-9	1-4	4-6	0/3	3	3	9	2	3	1	1	19
J.T. Jones	1-2	0-0	0-0	0/0	0	2	2	0	1	0	1	11
J.J. Thompson	3-3	1-1	4-4	0/1	1	1	11	2	2	0	0	19
TEAM				1/2	3							
Totals.....	24-59	4-15	16-23	11/27	38	18	68	10	11	3	12	200
By Periods	1	2	Final									
Eastern Illinois	32	32	64									
Southeast Missouri	22	46	68									

FG Percentage: EIU 43.1, SEMO 40.7 3-Point FG Percentage: EIU 42.9, SEMO 26.7
FT Percentage: EIU 61.1, SEMO 69.6 Attendance: 1,754

2014-15 STATISTICS

Game #25 - Southeast Missouri 98, UT Martin 76 February 12, 2015 • Show Me Center • Cape Girardeau, Mo.

UTM (15-9, 7-4)	FG	3P	FT	Q/D	REB	F	PTS	A	TO	B	S	M
Twymond Howard, f	6-7	2-3	7-8	1/4	5	2	21	2	2	0	2	36
Javier Martinez, f	2-4	0-0	0-0	2/2	4	1	4	0	2	0	0	19
Alex Anderson, g	6-10	4-6	0-0	0/2	2	0	16	5	2	0	0	39
Deville Smith, g	7-11	5-7	1-4	0/2	2	4	20	2	4	0	1	25
Marshun Newell, g	2-8	2-5	5-6	2/5	7	2	11	2	4	0	1	38
CJ Davis	0-2	0-2	0-0	1/1	2	0	0	0	0	0	0	3
Khristian Taylor	0-0	0-0	0-0	0/1	1	0	0	0	0	0	0	1
Richard Lee	0-2	0-1	0-0	0/0	0	1	0	0	1	0	0	8
Chandler Rowe	1-3	0-0	2-5	0/2	2	4	4	0	1	0	0	20
Terrence Durham	0-0	0-0	0-2	0/1	1	0	0	0	1	0	0	8
Arkeem Joseph	0-0	0-0	0-0	0/0	0	1	0	0	0	0	0	3
TEAM				1/1	2							
Totals.....	24-47	13-24	15-25	7/21	28	15	76	11	17	0	4	200
SEMO (12-13, 6-6)	FG	3P	FT	Q/D	REB	F	PTS	A	TO	B	S	M
Nino Johnson, f	6-12	0-1	1-2	4/6	10	3	13	3	1	3	1	33
Aaron Adeoye, f	1-3	0-0	0-0	0/1	1	2	2	0	0	0	1	9
Isiah Jones, g	6-11	4-8	0-0	0/2	2	1	16	4	0	0	0	28
Antoniuss Cleveland, g	8-11	0-2	3-4	2/3	5	2	19	0	3	1	2	36
Jamaal Calvin, g	1-2	1-2	0-0	0/1	1	1	3	2	0	0	0	15
Caleb Woods	1-2	1-2	0-0	0/1	1	0	3	0	0	0	0	1
T.J. Thomas	0-0	0-0	0-0	0/0	0	0	0	0	0	0	0	2
Marcus Wallace	4-4	3-3	3-4	0/0	0	2	14	1	2	1	3	29
Jarekious Bradley	8-13	2-4	3-3	1/5	6	3	21	1	0	0	2	28
Ladarius Coleman	0-0	0-0	0-0	0/0	0	1	0	1	0	0	0	2
J.T. Jones	3-6	1-2	0-0	1/2	3	3	7	3	0	0	0	14
J.J. Thompson	0-1	0-1	0-0	0/0	0	1	0	0	0	0	0	3
TEAM				1/2	3							
Totals.....	38-65	12-25	10-13	9/23	32	19	98	15	6	5	9	200
By Periods	1	2	Final									
UT Martin	40	36	76									
Southeast Missouri	53	45	98									

FG Percentage: UTM 51.1, SEMO 58.5 3-Point FG Percentage: UTM 54.2, SEMO 48.0
FT Percentage: UTM 60.0, SEMO 76.9 Attendance: 2,431

Game #26 - Murray State 94, Southeast Missouri 92^{OT} February 14, 2015 • Show Me Center • Cape Girardeau, Mo.

MSU (23-4, 13-0)	FG	3P	FT	Q/D	REB	F	PTS	A	TO	B	S	M
Jonathan Fairrell, f	3-6	0-0	2-4	7/6	13	5	8	1	0	0	1	38
Jarvis Williams, f	6-13	0-0	4-4	5/4	9	5	16	0	1	0	0	37
Jeffery Moss, f	7-11	0-3	4-5	3/2	5	4	18	1	1	0	0	40
Cameron Payne, g	6-13	2-6	12-14	0/5	5	5	26	2	2	0	0	30
T.J. Sapp, g	5-15	1-6	6-7	1/4	5	4	17	3	2	0	0	31
Wayne Langston	0-0	0-0	0-0	0/0	0	0	0	0	0	0	1	6
Tyler Rambo	0-0	0-0	2-2	0/0	0	0	2	0	0	0	0	6
Justin Seymour	1-6	1-3	4-6	0/1	1	3	7	3	2	0	0	30
Kendrick Flomo	0-0	0-0	0-0	0/1	1	1	0	0	1	0	0	7
TEAM				1/2	3							
Totals.....	28-64	4-18	34-42	17/25	42	27	94	10	9	0	2	225
SEMO (12-14, 6-7)	FG	3P	FT	Q/D	REB	F	PTS	A	TO	B	S	M
Nino Johnson, f	7-12	0-0	11-16	3/9	12	3	25	1	2	2	1	43
Aaron Adeoye, f	0-0	0-0	0-0	0/1	1	0	0	2	1	1	0	16
Isiah Jones, g	4-12	2-6	0-0	0/1	1	4	10	5	3	1	1	41
Antoniuss Cleveland, g	6-12	0-2	9-12	1/7	8	4	21	0	1	0	0	40
Jamaal Calvin, g	1-1	0-0	0-0	0/0	0	4	2	0	0	0	0	14
Marcus Wallace	5-7	1-2	6-6	0/1	1	5	17	3	0	0	2	31
Jarekious Bradley	4-10	3-6	4-6	2/2	4	3	15	0	1	0	0	32
J.T. Jones	1-2	0-0	0-0	0/0	0	4	2	1	0	0	0	8
TEAM				1/1	2							
Totals.....	28-56	6-16	30-40	7/22	29	27	92	12	8	4	4	225
By Periods	1	2	OT	Final								
Murray State	38	47	9	94								
Southeast Missouri	43	42	7	92								

FG Percentage: MSU 43.8, SEMO 50.0 3-Point FG Percentage: MSU 22.2, SEMO 37.5
FT Percentage: MSU 81.0, SEMO 75.0 Attendance: 3,218

Game #27 - SIU Edwardsville 75, Southeast Missouri 72 February 19, 2015 • Vadalabene Center, Edwardsville, Ill.

SEMO (12-15, 6-8)	FG	3P	FT	Q/D	REB	F	PTS	A	TO	B	S	M
Nino Johnson, f	7-13	0-0	1-2	3/4	7	4	15	2	3	0	1	34
Isiah Jones, g	7-19	5-11	2-2	2/1	3	2	21	2	3	0	0	28
Antoniuss Cleveland, g	1-5	0-1	0-0	0/2	2	1	2	1	1	0	1	23
Jamaal Calvin, g	1-5	0-2	1-1	1/1	2	4	3	2	0	0	1	17
Aaron Adeoye, f	0-2	0-0	2-4	1/2	3	2	2	0	1	0	0	11
Marcus Wallace	1-4	0-1	2-3	0/0	0	1	4	3	2	0	1	28
Jarekious Bradley	8-14	1-4	4-6	4/8	12	2	21	2	1	0	1	32
J.T. Jones	0-1	0-1	0-0	1/1	2	1	0	0	0	0	0	7
J.J. Thompson	2-2	0-0	0-0	0/0	0	5	4	2	3	0	0	20
TEAM				4/3	7							
Totals.....	27-65	6-20	12-18	16/22	38	22	72	14	14	0	5	200
SIUE (11-14, 7-7)	FG	3P	FT	Q/D	REB	F	PTS	A	TO	B	S	M
Kris Davis, *	5-9	2-2	3-7	0/0	0	1	15	1	1	0	0	36
Keaton Jackson, *	6-7	0-0	1-2	3/2	5	4	13	1	0	5	0	27
Rozell Nunn, *	5-11	0-4	2-4	0/4	4	1	12	1	2	0	0	29
Michael Messer, *	4-6	0-2	1-2	0/4	4	3	9	3	0	0	0	16
Donivine, Stewart, *	3-8	0-3	1-1	0/5	5	1	7	4	2	0	2	37
Michael Chandler	1-2	0-0	0-0	0/0	0	0	2	0	0	1	0	3
Maurice Wiltz	2-5	0-1	0-0	0/2	2	0	4	0	0	0	2	17
C.J. Carr	0-2	0-1	0-0	0/2	2	1	0	1	0	0	1	10
Grant Fiorentinos	0-0	0-0	0-0	0/0	0	2	0	0	0	0	0	3
Jake Newton	1-3	1-1	6-6	2/1	3	1	9	1	3	0	1	14
Jalen Henry	2-3	0-0	0-0	0/2	2	2	4	0	1	0	0	8
TEAM				2/3	5							
Totals.....	29-56	3-14	14-22	7/25	32	16	75	12	9	6	6	200
By Periods	1	2	Final									
Southeast Missouri	34	38	72									
SIUE	32	43	75									

FG Percentage: SEMO 41.5, SIUE 51.8 3-Point FG Percentage: SEMO 30.0, SIUE 21.4
FT Percentage: SEMO 66.7, SIUE 63.6 Attendance: 1,221

Game #28 - Eastern Illinois 73, Southeast Missouri 65 February 22, 2015 • Lantz Arena • Charleston, Ill.

SEMO (12-16, 6-9)	FG	3P	FT	Q/D	REB	F	PTS	A	TO	B	S	M
Nino Johnson, f	1-4	0-0	0-0	3/5	8	4	2	4	2	1	1	26
Aaron Adeoye, f	0-2	0-0	0-0	2/1	3	4	0	1	4	0	0	17
Isiah Jones, g	4-10	4-7	0-0	0/4	4	3	12	3	1	1	2	28
Antoniuss Cleveland, g	5-14	0-4	4-4	4/2	6	2	14	3	2	0	1	30
Jamaal Calvin, g	2-6	1-3	0-0	1/0	1	0	5	2	0	0	0	27
Marcus Wallace	6-10	2-3	0-0	1/0	1	3	14	0	1	0	1	25
Jarekious Bradley	8-15	1-5	1-1	3/7	10	3	18	0	0	1	1	32
J.T. Jones	0-3	0-2	0-0	1/1	2	1	0	0	0	0	0	1
J.J. Thompson	0-3	0-1	0-0	0/0	0	1	0	2	0	0	0	14
TEAM				1/1	2							
Totals.....	26-67	8-25	5-5	16/21	37	21	65	15	10	3	6	200
EIU (16-12, 9-6)	FG	3P	FT	Q/D	REB	F	PTS	A	TO	B	S	M
Luke Piotrowski, f	1-1	0-0	0-0	1/1	2	0	2	0	0	0	0	5
Josh Piper, f	0-4	0-1	0-0	2/4	6	1	0	4	0	0	0	16
Cornell Johnston, g	4-5	2-2	2-3	0/2	2	1	12	4	3	0	0	40
LeTrell Viser, g	2-5	1-4	0-0	0/0	0	2	5	1	1	0	0	23
Dylan Chatman, g	2-4	2-4	1-2	1/5	6	0	7	2	0	0	1	28
Reggie Davis	2-6	2-4	4-4	0/2	2	1	10	2	1	0	1	30
Anthony Johnson	0-0	0-0	0-0	0/0	0	1	0	0	0	0	0	2
Keenen Anderson	0-1	0-0	0-0	0/0	0	2	0	0	0	0	0	2
Trae Anderson	7-13	0-1	3-4	0/7	7	2	17	2	1	1	0	26
Chris Olivier	7-11	0-0	6-10	1/1	2	0	20	0	2	1	0	27
Mat Piotrowski	0-0	0-0	0-0	0/0	0	0	0	0	0	0	0	1
TEAM				3/3	6							
Totals.....	25-50	7-16	16-23	8/25	33	10	73	15	8	2	2	200
By Periods	1	2	Final									
Southeast Missouri	41	24	65									
Eastern Illinois	35	38	73									

FG Percentage: SEMO 38.8, EIU 50.0 3-Point FG Percentage: SEMO 32.0, EIU 43.8
FT Percentage: SEMO 100.0, EIU 69.6 Attendance: 1,322



Southeast Missouri State REDHAWKS

Game #29 - Southeast Missouri 89, Austin Peay 65

February 28, 2015 • Show Me Center • Cape Girardeau, Mo.

APSU (8-22, 3-13)	FG	3P	FT	Q/D	REB	F	PTS	A	TO	B	S	M
Chris Horton, f	7-14	0-0	6-10	2/5	7	1	20	2	2	1	1	35
Chris Freeman, f	6-9	0-0	1-3	2/9	11	2	13	1	2	2	0	32
Ed Dyson, f	1-4	0-2	0-0	0/1	1	3	2	2	0	0	0	17
Josh Robinson, g	2-6	0-2	0-0	0/2	2	0	4	2	4	0	1	26
Khalil Davis, g	1-6	0-2	1-2	2/0	2	2	3	4	1	0	0	27
Assane Diop	3-5	3-4	0-0	0/1	1	2	9	0	1	0	0	12
Zavion Williams	2-3	1-2	0-0	0/0	0	1	5	3	2	0	1	17
Tre Ivory	0-1	0-1	0-2	0/0	0	1	0	1	0	0	0	6
Jeremy Purvis	0-1	0-1	0-0	0/1	1	0	0	0	0	0	0	7
Domas Budrys	2-3	2-2	0-0	0/0	0	0	6	0	0	0	0	4
Damarius Smith	0-1	0-0	1-2	0/1	1	1	1	1	2	0	0	14
Serigne Mboup	0-0	0-0	2-2	1/0	1	0	2	0	0	0	0	3
TEAM				2/1	3							
Totals	24-53	6-16	11-21	9/21	30	13	65	16	14	3	3	200
SEMO (13-16 7-9)	FG	3P	FT	Q/D	REB	F	PTS	A	TO	B	S	M
Nino Johnson, f	2-4	0-0	0-2	2/3	5	3	4	1	2	2	0	23
Aaron Adeoye, f	2-6	0-0	4-4	3/0	3	4	8	2	1	0	1	21
Isiah Jones, g	5-11	4-7	2-4	0/1	1	1	16	1	2	0	1	25
Antonius Cleveland, g	4-7	1-2	1-2	0/6	6	3	10	3	1	0	2	32
Marcus Wallace, g	3-8	2-3	2-2	1/6	7	2	10	5	0	0	5	33
Josh Langford	1-3	0-0	2-2	0/0	0	1	4	0	1	1	0	8
Caleb Woods	2-7	2-5	0-0	1/0	1	0	6	1	0	0	0	3
T.J. Thomas	0-2	0-0	0-0	4/0	4	1	0	1	0	0	0	3
Jamaal Calvin	1-4	1-3	0-0	0/2	2	0	3	2	0	0	0	14
Jarekious Bradley	11-18	4-7	2-2	4/3	7	2	28	3	2	0	2	29
Ladarius Coleman	0-1	0-1	0-0	0/1	1	0	0	0	0	0	0	3
J.T. Jones	0-0	0-0	0-0	1/0	1	0	0	1	0	0	0	6
TEAM				4/4	8			1				
Totals	31-71	14-28	13-18	20/26	46	17	89	20	10	3	11	200
By Periods	1	2	Final									
Austin Peay	27	38	65									
Southeast Missouri	41	48	89									

FG Percentage: APSU 45.3, SEMO 43.7 3-Point FG Percentage: APSU 37.5, SEMO 50.0

FT Percentage: APSU 52.4, SEMO 72.2 Attendance: 2,881

Game #30 - Morehead State 79, Southeast Missouri 74

March 4, 2015 • Municipal Auditorium • Nashville, Tenn.

SEMO (13-17)	FG	3P	FT	Q/D	REB	F	PTS	A	TO	B	S	M
Nino Johnson, f	2-3	0-0	0-0	0/4	4	4	4	0	1	4	0	20
Isiah Jones, g	4-8	3-6	2-2	1/1	2	3	13	1	2	0	1	29
Antonius Cleveland, g	2-7	0-1	10-14	2/5	7	2	14	2	3	1	0	33
Marcus Wallace, g	3-5	0-0	1-3	1/3	4	2	7	6	4	0	0	37
Aaron Adeoye, f	1-2	0-0	0-0	0/4	4	3	2	2	1	0	0	22
Josh Langford	0-0	0-0	0-0	0/1	1	2	0	0	1	0	0	2
Jamaal Calvin	3-5	2-4	3-4	0/3	3	3	11	0	0	0	1	26
Jarekious Bradley	6-15	0-2	11-12	4/4	8	5	23	1	3	0	0	28
J.T. Jones	0-0	0-0	0-0	0/0	0	0	0	0	0	0	0	0+
J.J. Thompson	0-0	0-0	0-0	0/1	1	0	0	0	2	0	0	3
TEAM				0/2	2							
Totals	21-45	5-13	27-35	8/28	36	24	74	12	17	5	2	200
MSU (16-16)	FG	3P	FT	Q/D	REB	F	PTS	A	TO	B	S	M
Corban Collins, *	4-8	2-3	2-2	0/0	0	5	12	5	0	0	1	27
Kareem Storey, *	1-2	0-0	6-6	0/1	1	2	8	3	2	0	2	27
Karam Mashour, *	5-13	0-1	2-2	1/3	4	4	12	0	1	2	1	33
Brent Arrington, *	1-4	1-2	1-5	0/3	3	4	4	2	0	0	0	20
Billy Reader, *	8-11	0-0	2-2	4/6	10	2	18	0	1	1	0	27
Miguel Dient	2-7	2-4	1-2	0/1	1	3	7	1	1	0	1	24
Anthony Elechi	1-2	0-0	0-0	4/1	5	3	2	0	0	0	0	13
Angelo Warner	4-11	1-3	7-9	0/4	4	2	16	2	2	0	2	29
TEAM				1/2	3			1				
Totals	26-58	6-13	21-28	10/21	31	25	79	13	8	3	7	200
By Periods	1	2	Final									
Southeast Missouri	35	39	74									
Morehead State	35	44	79									

FG Percentage: SEMO 46.7, MSU 44.8 3-Point FG Percentage: SEMO 38.5, MSU 46.2

FT Percentage: SEMO 77.1, MSU 75.0 Attendance: 723



OPPONENTS





Southeast Missouri State REDHAWKS

DAYTON

Nov. 13 • 6 p.m., CT
Dayton, Ohio



Location.....Dayton, Ohio
Founded.....1850
Enrollment.....7,700
Colors.....Red & Blue
Nickname.....Flyers
Conference.....Atlantic 10
Arena.....UD Arena (13,455)
President.....Dr. Daniel J. Curran
Athletics Director.....Tim Wabler
Media Relations.....Doug Hauschild
Office Phone.....(937) 229-4390
Cell Phone.....N/A
Email.....dhauschild1@dayton.edu
Fax.....(937) 229-4461
Press Row.....N/A
Website.....DaytonFlyers.com
Head Coach.....Archie Miller
Alma Mater.....N.C. State, 2002
Career Record.....90-47 (4)
School Record.....Same
2014-15 Record.....27-9
Conference Record/Finish.....13-5/t2nd
Starters Returning/Lost.....N/A
Lettermen Returning/Lost.....N/A

DaytonFlyers.com

Dayton Schedule

November

13 Southeast Missouri
17 Alabama
21 William & Mary
26 vs. Iowa
27 vs. Notre Dame/Monmouth

December

5 North Florida
9 at Vanderbilt
12 Chattanooga
19 Furman
22 Miami (Ohio)
30 Arkansas

January

2 at Duquesne
6 Massachusetts
9 at La Salle
12 Davidson
15 George Washington
19 at St. Bonaventure
24 at Fordham
27 Saint Louis
30 La Salle

February

6 at George Mason
9 Duquesne
12 at Rhode Island
17 at Saint Joseph's
20 St. Bonaventure
23 at Saint Louis
27 Rhode Island

March

1 at Richmond
5 VCU
9 Atlantic 10 Tournament

EVANSVILLE

Nov. 15 • 2 p.m., CT
Evansville, Ind.



Location.....Evansville, Ind.
Founded.....1854
Enrollment.....2,822
Colors.....Purple, White & Orange
Nickname.....Purple Aces
Conference.....Missouri Valley
Arena.....Ford Center (11,000)
President.....Dr. Thomas Kazee
Athletics Director.....Mark Spencer
Media Relations.....Bob Pristash
Office Phone.....(812) 488-2285
Cell Phone.....(812) 266-5288
Email.....rp113@evansville.edu
Fax.....(812) 488-2199
Press Row.....(310) 258-8733
Website.....LMULions.com
Head Coach.....Marty Simmons
Alma Mater.....Evansville, 1987
Career Record.....224-207 (14)
School Record.....126-134 (8)
2014-15 Record.....24-12
Conference Record/Finish.....9-9/5th
Starters Returning/Lost.....N/A
Lettermen Returning/Lost.....N/A

GoPurpleAces.com

Evansville Schedule

November

15 Southeast Missouri
17 Marian (Ind.)
21 Belmont
26 vs. Providence
27 TBA
28 TBA

December

1 Alabama State
5 at Murray State
8 at Arkansas
12 Mississippi Valley State
17 Norfolk State
20 at Fresno State
22 Alabama A&M
30 Indiana State

January

2 at Missouri State
6 at Wichita State
9 Bradley
12 Drake
15 at Illinois State
19 Loyola
24 at Indiana State
28 at Southern Illinois
31 Wichita State

February

3 at Northern Iowa
6 Missouri State
11 Illinois State
14 at Loyola
17 at Drake
20 Southern Illinois
23 at Bradley
27 Northern Iowa

March

3 MVC Tournament

ALABAMA A&M

Nov. 19 • 7 p.m., CT
Huntsville, Ala.



Location.....Huntsville (Normal), Ala.
Founded.....1875
Enrollment.....6,000
Colors.....Maroon & White
Nickname.....Bulldogs
Conference.....Southwestern Athletic
Arena.....T.M. Elmore Gymnasium (C)
President.....Dr. Andrew Hugine, Jr.
Athletics Director.....Bryan Hicks
Media Relations.....Bud McLaughlin
Office Phone.....(256) 372-4005
Cell Phone.....N/A
Email.....aamusportsinfo@yahoo.com
Fax.....(256) 372-5372
Press Row.....N/A
Website.....AAMUSports.com
Head Coach.....Willie Hayes
Alma Mater.....Alabama A&M, 1980
Career Record.....41-77 (4)
School Record.....Same
2014-15 Record.....9-20
Conference Record/Finish.....8-10/7th
Starters Returning/Lost.....N/A
Lettermen Returning/Lost.....N/A

AAMUSports.com

Alabama A&M Schedule

November

13 at Tulane
19 Southeast Missouri
23 Oakwood University
24 at Jacksonville State
28 at Murray State

December

12 at Saint Louis
16 at Western Kentucky
22 at Evansville
29 at Ball State

January

2 at Grambling State
4 at Jackson State
9 Arkansas-Pine Bluff
11 Mississippi Valley State
16 at Alabama State
23 at Alcorn State
25 at Southern
30 Prairie View A&M

February

1 Texas Southern
6 at Arkansas-Pine Bluff
8 at Mississippi Valley State
13 Alabama State
20 Alcorn State
22 Southern
27 at Texas Southern
29 at Prairie View A&M

March

3 Grambling State
5 Jackson State
8 SWAC Tournament

TEXAS-RIO GRANDE VALLEY

Nov. 24 • 7 p.m., CT
Edinburg, Texas



Location.....Edinburg, Texas
Founded.....2015
Enrollment.....29,000
Colors.....Kelly Green, Navy Blue & Orange
Nickname.....Vaqueros
Conference.....Western Athletic
Arena.....UTRGV Fieldhouse (2,500)
President.....Dr. Guy Bailey
Athletics Director.....Chris King
Media Relations.....Jonah Goldberg
Office Phone.....(956) 665-2240
Cell Phone.....(516) 659-1177
Email.....jonah.goldberg@utrgv.edu
Fax.....(956) 665-2261
Press Row.....N/A
Website.....GoUTRGV.com
Head Coach.....Dan Hipsher
Alma Mater.....Bowling Green, 1977
Career Record.....257-226 (17)
School Record.....19-44 (2)
2014-15 Record.....10-21
Conference Record/Finish.....4-10/t7th
Starters Returning/Lost.....4/1
Lettermen Returning/Lost.....4/7

GoUTRGV.com

Texas-Rio Grande Valley Schedule

November

13 at Miami
16 at North Florida
20 Texas A&M-Kingsville
22 Portland State
24 Southeast Missouri
30 at Houston

December

2 at Lamar
6 Angelo State
11 UT Martin
13 at Texas State
21 vs. Utah State
22 vs. North Dakota State
23 vs. Idaho State
29 at UTEP

January

2 Our Lady of the Lake
7 at Grand Canyon
9 at Utah Valley
14 Chicago State
16 UMKC
21 at CSU Bakersfield
23 at Seattle
30 at New Mexico State

February

4 Utah Valley
6 Grand Canyon
13 at UMKC
18 Seattle
20 CSU Bakersfield
27 at Chicago State

March

5 New Mexico State
10 WAC Tournament

OPPONENTS

LOYOLA MARYMOUNT

Nov. 28 • 2 p.m., CT
Cape Girardeau, Mo.



Location..... Los Angeles, Calif.
Founded.....1911
Enrollment.....9,395
Colors.....Crimson & Navy
Nickname.....Lions
Conference.....West Coast
Arena.....Gersten Pavilion (4,156)
President.....Timothy Law Snyder
Athletics Director.....Dr. William Husak
Media Relations.....John Shaffer
Office Phone.....(310) 338-7643
Cell Phone.....N/A
Email.....jshaffer@lmu.edu
Fax.....(310) 338-2703
Press Row.....(310) 258-8733
Website.....LMULions.com
Head Coach.....Mike Dunlap
Alma Mater.....LMU, 1980
Career Record.....336-128 (15)
School Record.....8-23 (1)
2014-15 Record.....8-23
Conference Record/Finish.....4-14/19th
Starters Returning/Lost.....2/3
Lettermen Returning/Lost.....5/9

LMULions.com

Loyola Marymount Schedule

November

13 Cal State Fullerton
15 at UC Irvine
19 at Colorado State
22 Antelope Valley
25 Cal State Northridge
28 at Southeast Missouri

December

2 at Oregon State
6 UC Riverside
9 at Boise State
12 at Cal State Fullerton
18 Jacksonville State
21 at Portland
23 at Gonzaga

January

2 at Pepperdine
7 Saint Mary's
9 Pacific
14 at San Francisco
16 at Santa Clara
21 BYU
23 San Diego
28 at BYU
23 at San Diego

February

4 Gonzaga
6 Portland
11 at Pacific
13 at Saint Mary's
18 Santa Clara
20 San Francisco
27 Pepperdine

March

3 West Coast Conf. Tourn.

SOUTHERN ILLINOIS

Dec. 2 • 7:05 p.m., CT
Carbondale, Ill.



Location..... Carbondale, Ill.
Founded.....1869
Enrollment.....17,989
Colors.....Maroon & White
Nickname.....Salukis
Conference.....Missouri Valley
Arena.....SIU Arena (8,339)
President.....Randy Dunn
Athletics Director.....Tommy Bell
Media Relations.....Tom Weber
Office Phone.....(618) 453-7235
Cell Phone.....(618) 528-1111
Email.....tomweber@siu.edu
Fax.....(618) 453-2648
Press Row.....(618) 453-7236
Website.....SIUSalukis.com

Head Coach.....Barry Hinson
Alma Mater.....Oklahoma State, 1983
Career Record.....245-197 (12)
School Record.....40-57 (3)
2014-15 Record.....12-21
Conference Record/Finish.....4-14/9th
Starters Returning/Lost.....3/2
Lettermen Returning/Lost.....6/6

SIUSalukis.com

Southern Illinois Schedule

November

13 Air Force
15 Florida A&M
18 Kent State
21 at Sam Houston State
24 Oakland
27 vs. UTEP
28 vs. Portland/Colorado State

December

2 Southeast Missouri
5 at North Texas
9 SIU Edwardsville
12 North Texas
18 at Murray State
21 at Saint Louis
30 at Loyola

January

2 Northern Iowa
6 at Bradley
9 Wichita State
12 Illinois State
17 at Drake
20 Indiana State
24 at Missouri State
28 Evansville
31 at Northern Iowa

February

3 at Wichita State
6 Loyola
10 at Indiana State
13 Drake
17 Bradley
20 at Evansville
24 at Illinois State
27 Missouri State

March

3 MVC Tournament

MEMPHIS

Dec. 5 • 6 p.m., CT
Memphis, Tenn.



Location..... Memphis, Tenn.
Founded.....1912
Enrollment.....21,059
Colors.....Royal Blue & Gray
Nickname.....Tigers
Conference.....American Athletic
Arena.....FedExForum (18,400)
President.....Dr. M. David Rudd
Athletics Director.....Tom Bowen
Media Relations.....TBA
Office Phone.....TBA
Cell Phone.....TBA
Email.....TBA
Fax.....(901) 678-4134
Press Row.....(901) 205-2758
Website.....GoTigersGo.com
Head Coach.....Josh Pastner
Alma Mater.....Arizona, 1998
Career Record.....148-58 (6)
School Record.....Same
2014-15 Record.....18-14
Conference Record/Finish.....10-8/t5th
Starters Returning/Lost.....4/1
Lettermen Returning/Lost.....7/6

GoTigersGo.com

Memphis Schedule

November

14 Southern Mississippi
17 Oklahoma
19 Grambling State
23 UT Arlington
27 vs. Ohio State

December

1 Louisiana Tech
5 Southeast Missouri
12 Manhattan
15 Southern
18 Ole Miss
22 IUPUI
29 Tulane

January

2 at South Carolina
5 Nicholls State
9 at Connecticut
13 Temple
16 South Florida
21 at Cincinnati
24 East Carolina
26 at Central Florida
30 at SMU

February

4 Connecticut
6 Cincinnati
10 at Houston
13 at Tulane
17 Central Florida
20 at South Florida
25 SMU
28 Tulsa

March

3 at Temple
6 at East Carolina
10 American Athletic Conf. Tourn.

BOWLING GREEN

Dec. 8 • 7 p.m., CT
Cape Girardeau, Mo.



Location..... Bowling Green, Ohio
Founded.....1910
Enrollment.....17,558
Colors.....Orange & Brown
Nickname.....Falcons
Conference.....Mid-American - East Division
Arena.....Stroh Center (4,347)
President.....Dr. Mary Ellen Mazey
Athletics Director.....D. Christopher Kingston
Media Relations.....Kevin Davis
Office Phone.....(419) 372-7077
Cell Phone.....(704) 974-9095
Email.....daviskl@bgsu.edu
Fax.....N/A
Press Row.....N/A
Website.....BGSUFalcons.com

Head Coach.....Michael Huger
Alma Mater.....Bowling Green, 1994
Career Record.....First Season
School Record.....First Season
2014-15 Record.....21-12
Conference Record/Finish.....11-7/3rd
Starters Returning/Lost.....3/2
Lettermen Returning/Lost.....8/6

BGSUFalcons.com

Bowling Green Schedule

November

14 New Orleans
18 Cincinnati
21 vs. North Dakota
22 vs. Youngstown State
23 at Florida Gulf Coast
29 Urbana

December

2 UMBC
5 Drake
8 at Southeast Missouri
12 at Detroit
20 at Wright State
23 at Cleveland State

January

2 Oakland City
6 Miami (Ohio)
9 Central Michigan
12 at Ohio
16 at Eastern Michigan
19 Toledo
23 Kent State
26 at Western Michigan
30 at Central Michigan

February

2 Ball State
6 at Miami (Ohio)
9 Akron
13 Western Michigan
16 at Northern Illinois
20 at Buffalo
23 Ohio
27 at Akron

March

1 at Kent State
4 Buffalo
7 MAC Tournament



Southeast Missouri State REDHAWKS

OLE MISS

Dec. 12 • 2 p.m., CT American Sports Network
Cape Girardeau, Mo.



Location.....Oxford, Miss.
Founded.....1848
Enrollment.....23,096
Colors.....Cardinal Red & Navy Blue
Nickname.....Rebels
Conference.....Southeastern (SEC)
Arena.....Pavilion at Ole Miss (9,500)
Chancellor.....Dr. Daniel W. Jones
Athletics Director.....Ross Bjork
Media Relations.....Daniel Snowden
Office Phone.....(662) 915-7509
Cell Phone.....(662) 816-7511
Email.....desnowde@olemiss.edu
Fax.....(662) 915-7006
Press Row.....(662) 236-1931
Website.....OleMissSports.com
Head Coach.....Andy Kennedy
Alma Mater.....UAB, 1991
Career Record.....213-127 (10)
School Record.....192-114 (9)
2014-15 Record.....21-13
Conference Record/Finish.....11-7/t3rd
Starters Returning/Lost.....3/2
Lettermen Returning/Lost.....5/6

OleMissSports.com

Ole Miss Schedule

November

13 Northwestern State
16 Georgia Southern
19 vs. George Mason
20 vs. Oklahoma State/Towson
22 TBA
25 Georgia State
28 at Bradley

December

5 at UMass
12 at Southeast Missouri
15 Louisiana Tech
18 at Memphis
22 Troy

January

2 at Kentucky
7 Alabama
9 Georgia
13 at LSU
16 Florida
19 South Carolina
23 at Mississippi State
27 Auburn
30 at Kansas State

February

3 at Missouri
6 Vanderbilt
9 at Florida
13 Arkansas
16 at Texas A&M
20 at Auburn
23 Missouri
27 at Georgia

March

2 Mississippi State
5 at Tennessee
9 SEC Tournament

NORTHERN KENTUCKY

Dec. 19 • 6 p.m., CT
Highland Heights, Ky.



Location.....Highland Heights, Ky.
Founded.....1968
Enrollment.....15,200
Colors.....Black, Gold & White
Nickname.....Norse
Conference.....Horizon League
Arena.....BB&T Arena (9,400)
President.....Geoffrey Mearns, J.D.
Athletics Director.....Ken Bothof
Media Relations.....Bryan McElDowney
Office Phone.....(859) 572-5470
Cell Phone.....(937) 478-5027
Email.....mceldowneb1@nku.edu
Fax.....(859) 572-7956
Press Row.....N/A
Website.....NKUNorse.com
Head Coach.....John Brannen
Alma Mater.....Marshall, 1997
Career Record.....First Season
School Record.....First Season
2014-15 Record.....13-17
Conference Record.....7-7/A-Sun
Starters Returning/Lost.....3/2
Lettermen Returning/Lost.....10/5

NKUNorse.com

Northern Kentucky Schedule

November

13 at West Virginia
17 Tiffin
21 Morehead State
23 at Xavier
30 at North Carolina A&T

December

5 at Eastern Illinois
13 Norfolk State
15 at Michigan
19 Southeast Missouri
23 IU-Kokomo
30 at Toledo

January

2 at Green Bay
4 at Milwaukee
9 Wright State
14 Youngstown State
16 Cleveland State
19 at Oakland
22 Illinois-Chicago
24 Valparaiso
29 at Detroit

February

1 Oakland
4 Green Bay
6 Milwaukee
11 at Valparaiso
13 at Illinois-Chicago
16 Detroit
20 at Wright State
25 at Cleveland State
27 at Youngstown State

March

5 Horizon League Tournament

MISSOURI STATE

Dec. 22 • 7:05 p.m., CT
Springfield, Mo.



Location.....Springfield, Mo.
Founded.....1905
Enrollment.....24,735
Colors.....Maroon & White
Nickname.....Bears
Conference.....Missouri Valley
Arena.....JQH Arena (11,000)
President.....Clifton M. Smart III
Athletics Director.....Kyle Moats
Media Relations.....Rick Kindhart
Office Phone.....(417) 836-4585
Cell Phone.....(417) 849-5865
Email.....rkindhart@missouristate.edu
Fax.....N/A
Press Row.....(417) 836-8145
Website.....MissouriStateBears.com
Head Coach.....Paul Lusk
Alma Mater.....Southern Illinois, 1995
Career Record.....60-94 (5)
School Record.....58-71 (4)
2014-15 Record.....11-20
Conference Record/Finish.....5-13/9th
Starters Returning/Lost.....5/0
Lettermen Returning/Lost.....7/2

MissouriStateBears.com

Missouri State Schedule

November

13 at Oral Roberts
19 vs. Butler
20 vs. Temple/Minnesota
22 TBA
27 William Woods

December

1 Utah State
5 at Oklahoma State
10 IUPUI
13 Tulsa
16 Oral Roberts
19 at Valparaiso
22 Southeast Missouri
30 at Illinois State

January

2 Evansville
6 Northern Iowa
9 at Loyola
13 Wichita State
16 at Bradley
20 at Drake
24 Southern Illinois
27 at Indiana State
30 Illinois State

February

2 Bradley
6 at Evansville
10 at Northern Iowa
13 Indiana State
18 at Wichita State
21 Loyola
24 Drake
27 at Southern Illinois

March

5 MVC Tournament

HARRIS-STOWE

Dec. 27 • 2 p.m., CT
Cape Girardeau, Mo.



Location.....St. Louis, Mo.
Founded.....1857
Enrollment.....1,283
Colors.....Brown & Gold
Nickname.....Hornets
Conference.....American Midwest
Arena.....Emerson Performance Center
President.....Dr. Dwaun Warmack
Athletics Director.....Jamaal Mayo
Media Relations.....Josias Calhoun
Office Phone.....(314) 340-5980
Cell Phone.....N/A
Email.....calhounj@hssu.edu
Fax.....(314) 340-5721
Press Row.....N/A
Website.....HornetsAthletics.com
Head Coach.....Alfred Williams
Alma Mater.....Xavier (La.), 2008
Career Record.....First Season
School Record.....First Season
2014-15 Record.....6-23
Conference Record/Finish.....5-17
Starters Returning/Lost.....N/A
Lettermen Returning/Lost.....N/A

HornetsAthletics.com

Harris-Stowe Schedule

October

24 Indiana University-Southeast

November

3 at Williams Baptist
12 at Saint Francis
14 at Central State
19 at Freed-Hardeman
21 Lincoln University
25 at UT Martin
27 vs. Talladega College
28 vs. Tougaloo College

December

3 Columbia College
5 William Woods
16 at Morthland College
19 at Lindenwood-Belleville
27 at Southeast Missouri
31 Hannibal-LaGrange

January

5 at St. Louis Coll. of Pharmacy
7 Park University
9 Missouri Baptist
14 at Central Baptist
16 at Lyon College
17 at Governors State
21 Freed-Hardeman
23 at Williams Baptist
28 at Columbia College
30 at William Woods

February

6 Lindenwood-Belleville
11 at Hannibal-LaGrange
16 St. Louis Coll. of Pharmacy
18 at Park University
20 at Missouri Baptist
25 Central Baptist
27 Lyon College

OPPONENTS

BELMONT

Dec. 31 • Noon, CT
Cape Girardeau, Mo.



Location.....Nashville, Tenn.
Founded.....1890
Enrollment.....7,301
Colors.....Navy, Red & White
Nickname.....Bruins
Conference.....Ohio Valley
Arena.....Curb Event Center (5,000)
President.....Dr. Robert C. Fisher
Athletics Director.....Mike Strickland
Media Relations.....Greg Sage
Office Phone.....(615) 460-6698
Cell Phone.....N/A
Email.....greg.sage@belmont.edu
Fax.....(615) 460-5584
Press Row.....(615) 460-8554
Website.....BelmontBruins.com
Head Coach.....Rick Byrd
Alma Mater.....Tennessee, 1976
Career Record.....711-367 (34)
School Record.....619-312 (29)
2014-15 Record.....22-11
Conference Record/Finish.....11-5/1st
Starters Returning/Lost.....4/1
Lettermen Returning/Lost.....11/4

BelmontBruins.com

Belmont Schedule

November

13 at Marquette
16 at Arizona State
18 Western Kentucky
21 at Evansville
23 vs. South Alabama
24 vs. IUPUI/Kennesaw State
28 at BYU

December

1 Lipscomb
3 at Valparaiso
7 at Lipscomb
15 Ouachita Baptist
17 at Middle Tennessee
19 at Cleveland State
28 Valparaiso
31 at Southeast Missouri

January

6 at SIU Edwardsville
9 Eastern Illinois
14 Murray State
16 Austin Peay
21 at UT Martin
23 Tennessee State
28 at Jacksonville State
30 at Tennessee Tech

February

4 Morehead State
6 Eastern Kentucky
10 Jacksonville State
13 at Morehead State
18 at Eastern Kentucky
20 Tennessee Tech
27 at Tennessee State

March

2 OVC Tournament

TENNESSEE STATE

Jan. 2 • 4:15 p.m., CT
Cape Girardeau, Mo.



Location.....Nashville, Tenn.
Founded.....1912
Enrollment.....9,165
Colors.....Reflex Blue & White
Nickname.....Tigers
Conference.....Ohio Valley
Arena.....Gentry Center (10,500)
President.....Dr. Glenda Baskin Glover
Athletics Director.....Teresa Phillips
Media Relations.....Gavin Nevill
Office Phone.....(615) 963-5674
Cell Phone.....(610) 442-3434
Email.....tneville@tnstate.edu
Fax.....(615) 963-7692
Press Row.....(615) 963-7616
Website.....TSUTigers.com
Head Coach.....Dana Ford
Alma Mater.....Illinois State, 2006
Career Record.....5-26 (1)
School Record.....Same
2014-15 Record.....5-26
Conference Record.....2-14
Starters Returning/Lost.....3/2
Lettermen Returning/Lost.....5/5

TSUTigers.com

Tennessee State Schedule

November

13 at Loyola (Md.)
16 at Ohio
18 Fisk
21 Middle Tennessee
24 Reinhardt
28 at Kennesaw State

December

5 Stetson
12 vs. Grambling State
14 at Stetson
17 Lipscomb
19 vs. Alcorn State
22 at Illinois State
29 at Tennessee

January

2 at Southeast Missouri
6 at Eastern Illinois
9 SIU Edwardsville
14 Austin Peay
16 Murray State
23 at Belmont
28 at Tennessee Tech
30 at Jacksonville State

February

4 Eastern Kentucky
6 Morehead State
10 Tennessee Tech
13 at Eastern Kentucky
18 at Morehead State
20 Jacksonville State
25 at UT Martin
27 Belmont

March

2 OVC Tournament

MOREHEAD STATE

Jan. 7 • 5 p.m., CT
Morehead, Ky.



Location.....Morehead, Ky.
Founded.....1887
Enrollment.....10,654
Colors.....Blue & Gold
Nickname.....Eagles
Conference.....Ohio Valley
Arena.....Ellis T. Johnson Arena (6,500)
President.....Dr. Wayne D. Andrews
Athletics Director.....Brian Hutchinson
Media Relations.....Nick Evans
Office Phone.....(606) 783-2557
Cell Phone.....(502) 807-9345
Email.....n.evans@moreheadstate.edu
Fax.....(606) 783-2550
Press Row.....(606) 783-2500
Website.....MSUEagles.com
Head Coach.....Sean Woods
Alma Mater.....Kentucky, 1992
Career Record.....102-129 (7)
School Record.....52-49 (3)
2014-15 Record.....17-17
Conference Record/Finish.....10-6/3rd
Starters Returning/Lost.....2/4
Players Returning/Lost.....6/8

MSUEagles.com

Morehead State Schedule

November

13 Cincinnati Christian
16 at Illinois State
21 at Northern Kentucky
24 Marshall
28 Southern Mississippi

December

2 at Saint Louis
5 at Indiana
13 at Pittsburgh
17 at Eastern Washington
20 Western Carolina
23 at Davidson
28 Green Bay
30 at East Tennessee State

January

2 at Murray State
7 Southeast Missouri
9 UT Martin
14 at SIU Edwardsville
16 at Eastern Illinois
21 Tennessee Tech
23 Jacksonville State
27 Austin Peay
30 at Eastern Kentucky

February

4 at Belmont
6 at Tennessee State
10 Eastern Kentucky
13 Belmont
16 St. Catharine (Ky.)
18 Tennessee State
25 at Tennessee Tech
27 at Jacksonville State

March

2 OVC Tournament

EASTERN KENTUCKY

Jan. 9 • 1 p.m., CT
Richmond, Ky.



Location.....Richmond, Ky.
Founded.....1906
Enrollment.....16,959
Colors.....Maroon & White
Nickname.....Colonels
Conference.....Ohio Valley
Arena.....McBrayer Arena (6,500)
President.....Dr. Michael T. Benson
Athletics Director.....Steve Lochmueller
Media Relations.....Steve Fohl
Office Phone.....(859) 622-1253
Cell Phone.....(859) 200-1958
Email.....steve.fohl@eku.edu
Fax.....N/A
Press Row.....(859) 622-5908
Website.....EKUSports.com
Head Coach.....Dan McHale
Alma Mater.....Kentucky, 2001
Career Record.....First Season
School Record.....First Season
2014-15 Record.....21-12
Conference Record/Finish.....11-5/1st
Starters Returning/Lost.....2/3
Lettermen Returning/Lost.....6/7

EKUSports.com

Eastern Kentucky Schedule

November

13 Coppin State
16 at NC Wilmington
20 Ball State
21 South Carolina State
22 Longwood
25 Thomas More College
28 Southern Utah

December

1 at Western Kentucky
5 at Savannah State
9 at Kentucky
12 at Marshall
15 Florida Atlantic
18 at East Tennessee State
21 at West Virginia
29 Manhattan

January

2 at Austin Peay
7 UT Martin
9 Southeast Missouri
14 at Eastern Illinois
16 at SIU Edwardsville
21 Jacksonville State
23 Tennessee Tech
27 Murray State
30 Morehead State

February

4 at Tennessee State
6 at Belmont
11 at Morehead State
13 Tennessee State
18 Belmont
25 at Jacksonville State
27 at Tennessee Tech

March

2 OVC Tournament



Southeast Missouri State REDHAWKS

JACKSONVILLE STATE

Jan. 13 • 7:45 p.m., CT
Cape Girardeau, Mo.



Location.....Jacksonville, Ala.
Founded.....1883
Enrollment.....8,659
Colors.....Red & White
Nickname.....Gamecocks
Conference.....Ohio Valley
Arena.....Pete Mathews Coliseum (3,500)
President.....Dr. John Beehler
Interim Athletics Director.....Greg Seitz
Media Relations.....Josh Underwood
Office Phone.....(256) 782-5915
Cell Phone.....(256) 453-0545
Email.....underwood@jsu.edu
Fax.....(256) 782-5958
Press Row.....(256) 782-5528
Website.....JSUGamecockSports.com
Head Coach.....James Green
Alma Mater.....Mississippi, 1983
Career Record.....248-290 (17)
School Record.....81-130 (7)
2014-15 Record.....12-19
Conference Record/Finish.....5-11/4th
Starters Returning/Lost.....1/4
Players Returning/Lost.....10/6

JSUGamecockSports.com

Jacksonville State Schedule

November

13 at Central Michigan
15 Fort Valley State
16 Oakwood
18 at Virginia Tech
20 at Winthrop
22 at UAB
24 Alabama A&M
27 vs. Chicago State
28 vs. Chattanooga/Alabama State

December

1 Samford
5 Jacksonville
13 Alabama State
18 at Loyola Marymount
21 Northern Colorado
29 at Alabama
31 SIU Edwardsville

January

2 Eastern Illinois
7 at Austin Peay
9 at Murray State
13 at Southeast Missouri
16 UT Martin
21 at Eastern Kentucky
23 at Morehead State
28 Belmont
30 Tennessee State

February

6 Tennessee Tech
10 at Belmont
13 at Tennessee Tech
20 at Tennessee State
25 Eastern Kentucky
27 Morehead State

March

2 OVC Tournament

TENNESSEE TECH

Jan. 16 • 7:30 p.m., CT
Cookeville, Tenn.



Location.....Cookeville, Tenn.
Founded.....1915
Enrollment.....10,900
Colors.....Purple & Gold
Nickname.....Golden Eagles
Conference.....Ohio Valley
Arena.....Eblen Center (7,500)
President.....Dr. Phil Oldham
Athletics Director.....Mark Wilson
Media Relations.....Mike Lehman
Office Phone.....(931) 372-6139
Cell Phone.....(931) 319-3975
Email.....mlehman@tntech.edu
Fax.....(931) 372-6139
Press Row.....(931) 372-6077
Website.....TTUSports.com
Head Coach.....Steve Payne
Alma Mater.....Union College, 1990
Career Record.....60-65 (4)
School Record.....Same
2014-15 Record.....12-18
Conference Record/Finish.....4-12/5th
Starters Returning/Lost.....2/3
Lettermen Returning/Lost.....6/6

TTUSports.com

Tennessee Tech Schedule

November

14 Piedmont College
16 at Air Force
18 at New Mexico State
24 Jackson State
27 Robert Morris
28 UC Clermont
29 Mississippi Valley State

December

2 East Tennessee State
5 at Lipscomb
12 at Arkansas
15 at Chattanooga
18 Miami (Ohio)
22 at Iowa
31 Eastern Illinois

January

2 SIU Edwardsville
7 at Murray State
9 at Austin Peay
13 at UT Martin
16 Southeast Missouri
21 at Morehead State
23 at Eastern Kentucky
28 Tennessee State
30 Belmont

February

6 at Jacksonville State
10 at Tennessee State
13 Jacksonville State
20 at Belmont
25 Morehead State
27 Eastern Kentucky

March

2 OVC Tournament

HANNIBAL-LAGRANGE

Jan. 19 • 7 p.m., CT
Cape Girardeau, Mo.



Location.....Hannibal, Mo.
Founded.....1858
Enrollment.....1,191
Colors.....Scarlet & Blue
Nickname.....Trojans
Conference.....American Midwest
Arena.....Mabee Sports Complex
President.....Dr. Anthony Allen
Athletics Director.....Jason Nichols
Media Relations.....Jason Farr
Office Phone.....(573) 629-3227
Cell Phone.....N/A
Email.....jason.farr@hlg.edu
Fax.....(573) 221-9424
Press Row.....(573) 629-3210
Website.....HLGTrojans.com
Head Coach.....Jason Durst
Alma Mater.....Culver-Stockton
Career Record.....97-196 (10)
School Record.....Same
2014-15 Record.....8-20
Conference Record/Finish.....8-14/9th
Starters Returning/Lost.....N/A
Lettermen Returning/Lost.....N/A

HLGTrojans.com

Hannibal-LaGrange Schedule

November

2 Culver-Stockton
7 Missouri Valley College
9 Central Christian College
15 at Western Illinois
19 at St. Louis Coll. of Pharmacy
25 at Quincy
28 at Maryville

December

3 Williams Baptist
5 Freed-Hardeman
7 at Culver-Stockton
12 Columbia College
17 at William Woods
28 at Eastern Illinois
31 at Harris-Stowe

January

2 at Lindenwood-Belleville
5 Missouri Baptist
7 Lyon College
9 Central Baptist
16 at Park University
19 at Southeast Missouri
21 St. Louis Coll. of Pharmacy
28 at Williams Baptist
30 at Freed-Hardeman

February

4 William Woods
6 at Columbia College
11 Harris-Stowe
13 Lindenwood-Belleville
16 at Missouri Baptist
18 at Lyon College
20 at Central Baptist
27 Park University

UT MARTIN

Jan. 23 • 4:15 p.m., CT
Cape Girardeau, Mo.
Feb. 11 • 6 p.m., CT
Martin, Tenn.



Location.....Martin, Tenn.
Founded.....1951
Enrollment.....7,042
Colors.....Navy Blue & Orange
Nickname.....Skyhawks
Conference.....Ohio Valley
Arena.....Elam Center (4,300)
Interim Chancellor.....Dr. Robert M. Smith
Athletics Director.....Julio Freire
Media Relations.....Ryne Rickman
Office Phone.....(731) 881-7632
Cell Phone.....(270) 703-2601
Email.....rrickman@utm.edu
Fax.....N/A
Press Row.....(731) 881-7694
Website.....UTMSports.com
Head Coach.....Heath Schroyer
Alma Mater.....Armstrong Atlantic, 1995
Career Record.....105-128 (8)
School Record.....21-13 (1)
2014-15 Record.....21-13
Conference Record/Finish.....10-6/2nd
Starters Returning/Lost.....3/2
Lettermen Returning/Lost.....8/7

UTMSports.com

UT Martin Schedule

November

13 at Oklahoma State
16 Bethune-Cookman
20 vs. Oral Roberts
21 vs. Florida International
22 at James Madison
25 Harris-Stowe
28 at Mississippi State

December

1 at UMKC
9 at Texas Tech
11 at Texas-Rio Grande Valley
16 at Saint Louis
18 Arkansas State
21 Alcorn State
29 at Florida Atlantic

January

2 Boyce College
7 at Eastern Kentucky
9 at Morehead State
13 Tennessee Tech
16 at Jacksonville State
21 Belmont
23 at Southeast Missouri
28 at Eastern Illinois
30 Murray State

February

4 Austin Peay
6 at SIU Edwardsville
11 Southeast Missouri
13 at Austin Peay
18 Eastern Illinois
20 SIU Edwardsville
25 Tennessee State
27 at Murray State

March

2 OVC Tournament

OPPONENTS

SIU EDWARDSVILLE

Jan. 28 • 8 p.m., CT CBS Sports Network

Edwardsville, Ill.

Feb. 18 • 7 p.m., CT

Cape Girardeau, Mo.



Location.....Edwardsville, Ill.

Founded.....1957

Enrollment.....14,265

Colors.....Red & White

Nickname.....Cougars

Conference.....Ohio Valley

Arena.....Vadalabene Center (4,000)

Chancellor.....Dr. Stephen Hansen

Athletics Director.....Dr. Brad Hewitt

Media Relations.....Joe Pott

Office Phone.....(618) 650-2860

Cell Phone.....(314) 707-1712

Email.....jpott@siue.edu

Fax.....(618) 650-2296

Press Row.....(618) 558-4112

Website.....SIUECougars.com

Head Coach.....Jon Harris

Alma Mater.....Marquette, 2002

Career Record.....First Season

School Record.....First Season

2014-15 Record.....12-16

Conference Record/Finish.....8-8/4th

Starters Returning/Lost.....0/5

Players Returning/Lost.....6/6

SIUECougars.com

SIU Edwardsville Schedule

November

13 Arkansas State

18 Saint Louis

21 at IPFW

24 Campbell

28 at Butler

30 Green Bay

December

3 at Milwaukee

5 at Northwestern

9 at Southern Illinois

12 Portland State

21 at USC

28 Grand Canyon

31 at Jacksonville State

January

2 at Tennessee Tech

6 Belmont

9 at Tennessee State

14 Morehead State

16 Eastern Kentucky

21 at Austin Peay

23 at Murray State

28 Southeast Missouri

30 Eastern Illinois

February

6 UT Martin

11 Murray State

13 at Eastern Illinois

18 at Southeast Missouri

20 at UT Martin

25 Austin Peay

March

2 OVC Tournament

AUSTIN PEAY

Jan. 30 • 4:15 p.m., CT

Cape Girardeau, Mo.

Feb. 27 • 7 p.m., CT

Clarksville, Tenn.



Location.....Clarksville, Tenn.

Founded.....1927

Enrollment.....10,597

Colors.....Red & White

Nickname.....Governors

Conference.....Ohio Valley

Arena.....Dunn Center (7,257)

President.....Alisa White

Athletics Director.....Ryan Ivey

Media Relations.....Brad Kirtley

Office Phone.....(931) 221-6561

Cell Phone.....(931) 801-7875

Email.....kirtleyb@apsu.edu

Fax.....(931) 221-7562

Press Row.....(931) 221-7191

Website.....LetsGoPeay.com

Head Coach.....Dave Loos

Alma Mater.....Memphis, 1970

Career Record.....473-426 (29)

School Record.....391-373 (25)

2014-15 Record.....8-22

Conference Record/Finish.....3-13/6th

Starters Returning/Lost.....3/2

Lettermen Returning/Lost.....6/6

LetsGoPeay.com

Austin Peay Schedule

November

13 at Vanderbilt

16 at Indiana

18 IPFW

21 vs. Cal Poly

22 vs. Northern Colorado/UMBC

25 Oakland City

28 Samford

December

2 at Texas A&M-Corpus Christi

5 at Troy

12 at IPFW

16 at North Florida

20 at Lipscomb

22 Wofford

28 Texas A&M-Corpus Christi

30 Westminster

January

2 Eastern Kentucky

7 Jacksonville State

9 Tennessee Tech

14 at Tennessee State

16 at Belmont

21 SIU Edwardsville

23 Eastern Illinois

27 at Morehead State

30 at Southeast Missouri

February

4 at UT Martin

6 at Murray State

10 at Eastern Illinois

13 UT Martin

20 Murray State

25 at SIU Edwardsville

27 Southeast Missouri

March

2 OVC Tournament

MURRAY STATE

Feb. 4 • 8 p.m., CT ESPN2

Cape Girardeau, Mo.

Feb. 13 • 7 p.m., CT

Murray, Ky.



Location.....Murray, Ky.

Founded.....1922

Enrollment.....11,207

Colors.....Navy & Gold

Nickname.....Racers

Conference.....Ohio Valley

Arena.....CFSB Center (8,600)

President.....Dr. Bob Davies

Athletics Director.....Allen Ward

Media Relations.....Dave Winder

Office Phone.....(270) 809-4271

Cell Phone.....(270) 293-0566

Email.....dwinder@murraystate.edu

Fax.....(270) 809-6814

Press Row.....(270) 809-5551

Website.....GoRacers.com

Head Coach.....Matt McMahon

Alma Mater.....Appalachian State, 2012

Career Record.....First Season

School Record.....First Season

2014-15 Record.....29-6

Conference Record/Finish.....16-0/1st

Starters Returning/Lost.....1/4

Lettermen Returning/Lost.....4/5

GoRacers.com

Murray State Schedule

November

13 Freed-Hardeman

17 Harris-Stowe

20 at Georgia

23 vs. Milwaukee

24 TBA

25 TBA

28 Alabama A&M

December

2 at Houston

5 Evansville

13 at Illinois State

18 Southern Illinois

22 at Wright State

30 Brescia

January

2 Morehead State

7 Tennessee Tech

9 Jacksonville State

14 at Belmont

16 at Tennessee State

21 Eastern Illinois

23 SIU Edwardsville

27 at Eastern Kentucky

30 at UT Martin

February

4 at Southeast Missouri

6 Austin Peay

11 at SIU Edwardsville

13 Southeast Missouri

20 at Austin Peay

25 at Eastern Illinois

27 UT Martin

March

2 OVC Tournament

EASTERN ILLINOIS

Feb. 6 • 11 a.m., CT American Sports Network

Charleston, Ill.

Feb. 20 • 4:15 p.m., CT

Cape Girardeau, Mo.



Location.....Charleston, Ill.

Founded.....1895

Enrollment.....8,913

Colors.....Blue & Gray

Nickname.....Panthers

Conference.....Ohio Valley

Arena.....Lantz Arena (5,300)

President.....Dr. David M. Glassman

Athletics Director.....Tom Michael

Media Relations.....Rich Moser

Office Phone.....(217) 581-7480

Cell Phone.....N/A

Email.....rlmoser@eiu.edu

Fax.....(217) 581-7001

Press Row.....(217) 581-5135

Website.....EIUPanthers.com

Head Coach.....Jay Spoonhour

Alma Mater.....Pittsburg State, 1994

Career Record.....146-87 (8)

School Record.....40-55 (3)

2014-15 Record.....18-15

Conference Record/Finish.....9-7/3rd

Starters Returning/Lost.....3/2

Lettermen Returning/Lost.....5/9

EIUPanthers.com

Eastern Illinois Schedule

November

13 at Indiana

16 at Ball State

21 Western Illinois

28 Green Bay

December

1 Indiana State

5 Northern Kentucky

9 at Marshall

12 at Western Illinois

19 at Houston

21 vs. Omaha

22 vs. Southern/N.C. Central

28 Hannibal-LaGrange

31 at Tennessee Tech

January

2 at Jacksonville State

6 Tennessee State

9 at Belmont

14 Eastern Kentucky

16 Morehead State

21 at Murray State

23 at Austin Peay

28 UT Martin

30 at SIU Edwardsville

February

1 Saint Ambrose

6 Southeast Missouri

10 Austin Peay

13 SIU Edwardsville

18 at UT Martin

20 at Southeast Missouri

25 Murray State

March

2 OVC Tournament



Southeast Missouri State REDHAWKS

Ray vs. All Opponents

Team	W-L
Alabama.....	0-4
Alabama A&M.....	0-1
Alcorn State.....	1-0
Arkansas.....	0-4
Arkansas State.....	0-1
Auburn.....	3-2
Central Arkansas.....	1-0
Clayton State.....	1-0
Florida.....	0-4
Florida Atlantic.....	1-0
Florida A&M.....	1-0
Florida Gulf Coast.....	1-0
Florida State.....	1-0
Georgia.....	1-3
Jackson State.....	1-0
Jacksonville.....	1-0
Kennesaw State.....	1-0
Kentucky.....	0-4
Loyola Chicago.....	1-1
LSU.....	1-3
Marquette.....	0-1
Maryland Eastern Shore.....	1-0
McNeese State.....	0-1
Mississippi Valley State.....	2-0

Missouri.....	2-2
New Orleans.....	1-0
North Carolina.....	0-1
Ole Miss.....	2-5
Oregon State.....	0-1
Prairie View A&M.....	1-0
Providence.....	0-1
Saint Louis.....	1-0
South Carolina.....	2-3
South Carolina Upstate.....	0-1
South Florida.....	1-0
Southeastern Louisiana.....	1-0
TCU.....	0-2
Tennessee.....	1-4
Texas.....	0-1
Troy.....	0-1
Texas A&M.....	1-3
Texas-San Antonio.....	1-0
Tulane.....	0-1
UNLV.....	0-1
Utah State.....	1-1
Vanderbilt.....	2-3
Western Carolina.....	1-0
Total.....	37-60

Team	W-L
Alabama.....	0-1
Alabama A&M.....	2-0
Alabama-Birmingham.....	0-1
Alabama-Huntsville.....	0-2
Alaska.....	1-0
Alcorn State.....	1-0
Abilene Christian.....	3-0
Angelo State.....	2-0
Arkansas.....	1-7
Arkansas College.....	1-0
Arkansas-Little Rock.....	1-3
Arkansas State.....	38-28
Arkansas State Teachers.....	3-2
Arkansas Tech.....	0-1
Augustana College.....	1-0
Austin Peay.....	21-33
Baker University.....	3-0
Ball State.....	0-2
Belmont.....	0-3
Benedictine.....	1-0
Bethel College.....	1-0
Birmingham Southern.....	0-1
Bowling Green.....	0-1
Bradley.....	2-6
Cal State-Bakersfield.....	0-1
Cal State-Hayward.....	1-0
Cal State-Riverside.....	2-1
California-Santa Barbara.....	1-0
Campbell.....	1-0
Canterbury College.....	3-0
Centenary College.....	2-1
Central Arkansas.....	6-5
Central Baptist College.....	1-0
Central Florida.....	1-0
Central Methodist*.....	8-2
Central Michigan.....	1-0
Central Missouri State.....	65-90
Central Wesleyan College.....	5-8
Chattanooga.....	1-0
Cheyney University.....	1-0
Chicago.....	1-0
Chicago State.....	1-1
Christian Brothers College.....	15-5
Christian Brothers College	
St. Louis.....	8-3
Cincinnati.....	0-2
Cleveland State.....	1-1
Columbia College.....	1-0
Colorado.....	0-1
Colorado State.....	2-2
Concordia Seminary.....	22-12
Coppin State.....	0-1
Creighton.....	0-1
Culver-Stockton*.....	2-1
Dakota Wesleyan.....	1-0
Dayton.....	First Meeting

Delta State.....	10-9
DePaul University.....	0-3
Drake.....	0-1
Drury College.....	5-5
Earlham College.....	1-1
East Texas.....	1-0
Eastern Illinois*.....	27-23
Eastern Kentucky*.....	16-28
Eastern Michigan.....	0-2
Eastern Tennessee State.....	1-0
Eastern Washington State.....	1-0
Emporia State.....	1-0
Evangel College.....	1-0
Evansville*.....	3-9
Fairfield.....	1-1
Florida Gulf Coast.....	0-1
Florida Southern.....	0-2
Florida State.....	0-1
Fresno State.....	0-1
Grambling State.....	0-1
Hannibal-LaGrange.....	4-0
Harding.....	1-0
Harris-Stowe.....	9-2
Henderson State.....	3-2
Hendrix College.....	0-1
Houston.....	0-1
Illinois.....	0-1
Illinois-Chicago.....	0-2
Illinois College.....	5-0
Illinois State.....	1-7
Indiana State.....	0-2
Iowa.....	0-1
Iowa State.....	0-2
IPFW.....	1-1
IUPUI.....	2-0
Jackson State.....	2-0
Jacksonville State*.....	6-13
Kansas.....	0-1
Kansas State.....	0-1
Kentucky Christian.....	1-0
Kentucky Wesleyan.....	6-12
Lewis University.....	1-0
Lincoln University.....	28-20
Lindenwood College.....	1-0
Longwood*.....	1-0
Louisiana State.....	0-1
Louisiana Tech*.....	1-3
Louisville.....	0-1
Loyola Marymount.....	0-1
Loyola Univ. (New Orleans).....	1-0
Lyon College.....	1-0
Maine.....	1-0
Maryville College.....	4-0
MacMurray College.....	1-0
McKendree College.....	19-5
McNeese State.....	1-1
Memphis.....	2-4



SERIES RECORDS

Miami (Ohio).....	1-1
Mid-Continent.....	1-0
Midwestern University	2-1
Middle Tennessee	14-7
Millikin University	2-3
Mississippi	0-2
Mississippi State.....	0-1
Mississippi Valley State.....	0-3
Missouri.....	0-8
Missouri Baptist.....	15-0
Missouri-Kansas City.....	8-2
Missouri State.....	53-90
Missouri-St. Louis	26-11
Missouri S&T (formerly Missouri-Rolla).....	102-32
Missouri Southern	8-1
Missouri Western	4-2
Montana.....	0-4
Montana State.....	1-2
Morehead State	17-25
Morris Brown.....	2-0
Murray State	20-50
Nebraska.....	0-1
Nebraska State Teachers	0-1
New Haven University	0-1
New Mexico Highlands.....	1-0
New Mexico.....	0-1
New Orleans.....	2-0
Nicholls State.....	0-1
Norfolk State.....	2-0
North Alabama.....	2-0
North Carolina Central	0-1
North Texas.....	1-1
Northern Illinois	1-1
Northern Kentucky	1-0
Northwest Missouri State.....	65-60
Northwest Oklahoma.....	1-0
Oakland City.....	17-0
Oakland University	0-1
Ohio Northern	1-0
Oklahoma.....	0-1
Oklahoma State	0-1
Old Dominion.....	0-1
Oral Roberts.....	1-4
Oregon.....	0-1
Ottawa University	2-2
Ouachita College.....	2-0
Panhandle A&M.....	2-0
Parks College	1-0
Peru State.....	2-0
Philander Smith.....	1-0
Pittsburg State.....	5-0
Prairie View A&M.....	1-0
Purdue University.....	0-2
Quincy College.....	12-10
Robert Morris	1-0
Rockhurst	2-0

Rust College.....	2-0
Sacramento State.....	2-0
Sacred Heart.....	0-1
Samford University.....	3-6
Savannah State.....	1-0
Saint Louis.....	4-9
Samford*.....	0-2
Sam Houston State.....	1-0
San Diego.....	0-1
San Francisco State	1-0
San Jose State.....	1-0
School of the Ozarks.....	1-2
Sewanee.....	1-0
SMU.....	0-2
South Dakota State.....	3-0
South Florida.....	0-2
Southeastern Louisiana	6-0
Southeastern Oklahoma.....	1-0
Southern Arkansas.....	1-0
Southern California College	1-0
Southern Illinois	44-68
Southern Illinois Edwardsville.....	15-8
Southern Indiana.....	3-2
Southern Mississippi.....	1-2
Southern Utah.....	1-1
Southwest Baptist.....	6-7
Southwest of Memphis.....	1-0

Southwestern Oklahoma.....	1-0
Sparks College.....	1-1
Spring Hill (Mobile).....	1-0
State College of Iowa	0-1
St. Bonaventure	0-1
St. Regis (Denver).....	0-1
Tennessee State*	19-24
Tennessee Tech*	15-28
Texas Arlington	2-0
Texas Rio Grande Valley.....	2-0
(formerly Texas Pan American)	
Texas State	1-0
Texas Wesleyan.....	1-0
Toledo.....	0-1
Transylvania.....	1-0
Troy.....	4-1
Truman State (formerly Northeast Missouri State).....	83-62
Tulane.....	1-1
Tulsa University.....	0-2
Union University.....	16-6
Upper Iowa University	1-0
UT Martin	46-28
Vanderbilt.....	0-1
Washburn.....	3-2
West Florida.....	0-1

West Georgia.....	1-0
West Texas State.....	1-1
Western Carolina.....	1-0
Western Colorado.....	1-0
Western Illinois.....	3-5
Western Kentucky.....	0-4
Western Michigan.....	0-1
Westminster College.....	7-5
Wheaton.....	1-0
William Jewell.....	0-1
William Penn.....	1-0
Williams Baptist	1-0
Wisconsin.....	0-1
Wisconsin-Green Bay	2-2
Wisconsin-Milwaukee.....	5-1
Wittenburg.....	0-1
Xavier (Ohio).....	0-2

* Indicates opponents Southeast had to vacate one win against during the 2007-08 season.

2015-16 Opponents in **Bold**





Southeast Missouri State REDHAWKS

Following are Southeast's
year-by-year results
against OVC opponents
since joining the NCAA
Division I level.

Austin Peay

1991-92	W	79-76*
	L	86-92
1992-93	W	90-68
	W	77-64*
1993-94	L	69-75
	W	98-72*
1994-95	L	63-79*
	W	90-87
1995-96	L	69-82
	L	71-84*
1996-97	L	85-96
	W	73-72*
1997-98	W	73-61*
	W	81-57
	L	46-76^
1998-99	W	74-65
	W	87-71*
1999-00	W	62-60*
	L	64-67
2000-01	L	60-88
	L	72-77*
	L	70-72^
2001-02	L	67-68*
	L	47-80
2002-03	L	49-62
	L	56-63*
2003-04	L	48-52*
	L	52-54
2004-05	W	50-60
	W	65-52*
2005-06	L	56-63*
	L	62-73
2006-07	L	67-68
	L	73-75*
2007-08	L	82-85
	W	121-116*
2008-09	L	67-91*
	L	78-88
2009-10	L	71-76 ^{OT}
	L	68-71 ^{OT} *
2010-11	L	60-78*
	L	52-75
	L	60-76^
2011-12	W	65-60*
	L	59-68
2012-13	W	86-84*
	W	108-81
2013-14	L	74-80
	W	83-80*
2014-15	W	70-64
	W	89-65*

Belmont

2012-13	L	72-107
2013-14	L	94-107*
2014-15	L	77-78

Eastern Illinois

1996-97	L	61-65*
	L	71-92
1997-98	L	78-81*
	W	84-77
1998-99	W	81-70
	W	92-70*
	W	78-57*
1999-00	W	77-66*
	W	72-71

2000-01	L	71-83
	W	75-73*
2001-02	L	74-84
	W	102-87*
2002-03	L	75-85*
	L	73-85
2003-04	W	84-64
	L	85-89*
2004-05	W	79-60*
	W	88-79
2005-06	W	72-60
	L	49-60*
2006-07	W	80-65*
	L	69-77
2007-08	W	82-71+
	L	70-90*
2008-09	L	63-83*
	L	62-70
2009-10	L	68-88
	L	49-75*
2010-11	W	78-75*
	W	70-64
2011-12	W	80-73*
	W	74-53
2012-13	L	72-78 ^{OT}
	W	77-64*
	W	78-68^
2013-14	L	74-77*
	W	74-68
	W	79-61*
2014-15	W	68-64*
	L	65-73

Eastern Kentucky

1991-92	W	76-74*
	L	69-83
1992-93	W	79-63*
	L	65-86
1993-94	L	62-86
	L	75-84*
1994-95	W	59-52*
	L	66-71
1995-96	L	73-89
	L	76-79*
1996-97	W	70-68
	L	76-84
1997-98	L	79-82
	W	97-78*
1998-99	W	78-58*
	W	77-61
1999-00	W	77-65*
	W	75-48
2000-01	W	65-59
	W	81-70*
2001-02	W	95-75*
	W	81-74
2002-03	W	93-77
	L	75-79*
2003-04	L	81-85*
2004-05	L	72-83
	L	52-69^
2005-06	W	68-62*
	L	51-80
2006-07	W	88-74
	L	61-66*
2007-08	W	66-55+*
	L	69-80
2008-09	L	71-74*
	L	64-84
2009-10	L	63-79
	L	56-59*
2010-11	L	52-64*
	L	64-77
	W	65-49^
2011-12	L	59-63
	W	75-65^

2012-13	L	72-81*
	L	69-84^
2013-14	L	78-79
	L	76-84*
2014-15	L	55-68*

Jacksonville State

2003-04	L	64-79
2004-05	W	84-65
2005-06	L	72-82
	L	67-80*
2006-07	L	67-70*
	L	72-78
2007-08	W	81-80+
	L	83-86*
2008-09	L	66-71
	L	68-78*
2009-10	W	78-66*
	L	55-58
2010-11	W	76-67
	L	56-65 ^{OT} *
2011-12	W	74-56*
	L	59-69
2012-13	L	65-67
2013-14	L	78-79
	L	76-84^
2014-15	W	69-52

Morehead State

1991-92	W	85-74*
	L	80-84
1992-93	W	107-96*
	L	85-92
1993-94	L	72-85
	L	80-94*
1994-95	L	72-74*
	L	49-80
1995-96	W	81-64
	W	76-74*
1996-97	W	94-75
	L	80-83
1997-98	W	64-61
	W	99-79*
1998-99	W	71-69*
	W	72-60
1999-00	W	80-59*
	W	74-58
2000-01	W	74-71
	W	63-61*
2001-02	L	53-59*
	L	75-91
2002-03	L	63-77
	L	69-79*
	L	84-91*
2003-04	W	80-77*
2004-05	L	66-88
2005-06	L	55-60*
	L	59-62
2006-07	W	61-59
	W	81-78*
2007-08	L	78-82*
	L	63-75
2008-09	L	67-73*
	L	67-79
2009-10	L	40-80
	L	54-73*
2010-11	L	63-76*
	L	52-64
2011-12	W	67-51*
2012-13	L	59-75*
2013-14	L	67-80
2014-15	L	57-70*
	L	74-79^

Murray State

1991-92	L	76-86
	W	80-75*
1992-93	L	95-111*
	L	96-100
1993-94	L	74-81
	L	95-96*
1994-95	L	79-83*
	L	55-83
1995-96	L	77-81
	L	61-79*
1996-97	L	75-77
	L	75-86*
1997-98	L	66-101
	L	71-82*
1998-99	L	70-71*
	L	52-62
	L	61-62*
1999-00	W	84-79
	L	60-77*
2000-01	L	58-60*
	L	54-65
2001-02	L	72-85
	L	86-92*
2002-03	W	78-68*
	L	65-71
2003-04	L	74-80*
	L	63-76
2004-05	W	61-58
	L	57-61*
2005-06	L	68-81
	L	69-76*
2006-07	W	96-85
	L	67-85*
2007-08	L	51-79*
	L	85-86
2008-09	L	55-80
	L	60-79*
2009-10	L	61-80*
	L	68-80
2010-11	L	58-96
	W	64-57*
2011-12	L	73-81
	L	66-75*
2012-13	L	66-74*
	W	84-68
2013-14	L	75-82
	W	118-115 ^{2OT} *
2014-15	L	72-82
	L	92-94 ^{OT} *

SIU Edwardsville

1971-72	W	87-82*
	L	84-89
1975-76	L	75-99#
1981-82	W	67-57
	W	87-61*
	W	81-62
1984-85	W	101-64*
	W	63-58
1985-86	W	90-79*
1986-87	L	62-72
1990-91	W	111-85*
1998-99	W	78-35*
2008-09	L	69-70*
2009-10	W	68-49*
2010-11	W	83-63
2011-12	W	85-68*
	W	85-72
2012-13	L	77-80
	W	76-67*
2013-14	W	82-78*
	L	88-93 ^{OT}
2014-15	L	61-75*
	L	72-75

Tennessee State

1991-92	L	62-63
	W	76-66*
1992-93	L	70-95
	W	94-77*
1993-94	L	83-94*
	L	87-96
1994-95	L	80-83
	W	66-64*
1995-96	L	70-82*
	L	73-76
1996-97	W	71-53
	W	78-75*
1997-98	L	77-79*
	W	60-59
1998-99	W	70-49
	W	61-54*
1999-00	W	79-46*
	L	52-56
2000-01	W	88-57
	L	94-96*
2001-02	L	82-94*
	L	65-72
2002-03	W	87-67*
	W	89-82
2003-04	W	81-75*
	L	86-90
2004-05	L	101-105
	W	85-68*
2005-06	W	70-69*
	L	63-68
2006-07	L	72-75
	W	92-78*
2007-08	W	102-95+*
	L	75-87
2008-09	L	72-83*
	L	82-87
2009-10	W	74-66
	L	67-74*
2010-11	L	67-77*
	L	52-57
2011-12	L	72-75*
2012-13	L	69-81
2013-14	W	102-94*
2014-15	W	77-62

Tennessee Tech

1991-92	L	51-84
	L	78-88*
1992-93	W	79-74*
	L	99-113
1993-94	W	87-77*
	W	89-83
1994-95	L	58-97
	W	89-73*
1995-96	W	81-78*
	L	69-102
1996-97	L	82-86
	W	78-65*
1997-98	W	69-51*
	L	57-77
1998-99	W	64-51
	L	62-68*
1999-00	W	84-79
	W	61-50*
2000-01	L	68-70*
	L	69-79
2001-02	L	62-75*
	L	67-92
	L	58-73*
2002-03	W	75-71*
	L	73-89
2003-04	L	69-71*
	L	73-74
2004-05	L	61-63
	L	81-82*

2005-06	L	65-79*
	L	76-87
2006-07	L	76-91
	L	80-87*
	L	60-88*
2007-08	W	84-74+*
	L	76-93
2008-09	L	76-103
	L	75-91*
2009-10	L	73-82*
	L	68-82
2010-11	W	77-75
	L	86-93*
2011-12	L	62-77
	L	73-77*
2012-13	W	74-62*
2013-14	W	83-74
2014-15	W	65-61*

UT Martin

1992-93	L	89-90
	W	69-68*
1993-94	W	86-63*
	L	87-103
1994-95	W	61-59
	W	75-66*
1995-96	W	71-61*
	L	59-79
1996-97	W	82-72*
	L	62-92
1997-98	L	82-91
	W	87-61*
1998-99	W	84-75*
	W	60-49
1999-00	L	66-75
	W	80-68*
	W	76-74*
2000-01	W	60-49*
	W	81-73
2001-02	L	73-89
	W	78-51*
2002-03	L	80-88*
	L	61-77
2003-04	W	89-78*
	L	71-88
2004-05	W	75-68
	W	72-52*
2005-06	L	60-72
	L	55-66*
2006-07	W	81-79*
	W	73-69
2007-08	L	71-90*
	L	85-98
2008-09	L	67-81*
	L	73-86
2009-10	W	77-63*
	L	70-73
2010-11	W	82-75*
	L	69-79
2011-12	W	73-71
	W	86-56*
2012-13	W	65-60*
	W	96-74
2013-14	L	70-79*
	W	77-74
2014-15	L	53-70
	W	98-76*



THIS IS THE OVC





Southeast Missouri State REDHAWKS

Now in its 68th year, the Ohio Valley Conference continues to build on the success that has made it the nation's eighth-oldest NCAA Division I conference.

In May 2011 the Conference expanded for the second time in four years, adding Belmont University which began competition in the 2012-13 academic year. The addition of Belmont gave the OVC 12 members, the most the league has had at one time in its illustrious history. The move added a second team in the city of Nashville and was the first addition to the league since Southern Illinois University Edwardsville joined in 2008. Subsequently, the league has shown its stability over the past decade, seeing only one member institution depart over the past 15 years.

The 2009-10 school year saw a change in leadership as Beth DeBauche was named the seventh full-time Commissioner in league history on July 28, 2009. The last three commissioners of the OVC have moved onto jobs as the commissioner of the Big Ten, Big 12 and the Mid-American Conferences.

The OVC's proud history dates back to 1948, but seeds for the new league were actually planted in 1941. It was then that Roy Stewart, the athletics director at Murray State, Charles "Turkey" Hughes, the athletics director at Eastern Kentucky, and Kelly Thompson, the public relations director at Western Kentucky, first broached the idea of forming a new conference. Discussions were put on hold by World War II, but reemerged February 27-28, 1948 at the Kentucky Hotel in Louisville as the three original institutions combined with Morehead State, Louisville and Evansville to form the OVC.

In the 1950s, the OVC became a pioneer on a much more significant scale socially. During times of racial segregation, league member Morehead State became one of

the first non-traditionally black mid-southern institutions to accept a black student. In 1958 Marshall Banks earned athletically-related aid at Morehead, which signed a second black athlete, Howard Murphy, a year later. In 1961 Murphy earned all-conference recognition as a halfback in football. With racial barriers broken, the rest of the institutions in the league began to provide educational and athletic opportunities to African-Americans.

After Title IX legislation passed in 1972, women's athletics began a rebirth on the national scene as the NCAA began sponsoring and marketing women's sports. Recognizing the need to provide increased opportunities for female athletes, the OVC began formulating plans for women's athletics in 1975 and established women's championships in the sports of basketball, tennis and track in 1977, with cross country and volleyball added over the next four years. Those sports were initially governed by the Association of Intercollegiate Athletics for Women (AIAW), but the overall strength of women's programs in the league was demonstrated by the automatic bids the OVC instantly received when the NCAA became the governing body in 1982. The conference added women's golf and softball in 1994 and women's soccer in 1998.

Through the past 67 years, 15 teams have won or shared the league's football title. The list is led by Eastern Kentucky, winner of 21 outright or shared football crowns, which is tied for the most in Football Championship Subdivision history (with Massachusetts). Among OVC teams, former member Middle Tennessee is next with 11 titles, followed by Tennessee Tech with 10, and Murray State and former member Western Kentucky with eight apiece. Eastern Illinois has claimed seven football crowns and Jacksonville State has four, while Morehead State, Tennessee State

and former members Evansville and East Tennessee State have captured two apiece. Austin Peay, Southeast Missouri, UT Martin and former member Youngstown State have one title apiece.

Murray State and Evansville tied for the initial football championship, and the Racers participated in the first-ever bowl game by an OVC team, tying Sul Ross State 21-21 in the 1948 Tangerine Bowl. From 1948 to 1975, OVC teams played in 15 bowl games, winning eight of them. Eastern Kentucky and Western Kentucky were also participants in the NCAA Division II playoffs in the early and mid-1970s prior to the NCAA's reclassification of football programs into Division I-AA. The term "I-AA" lasted until the end of the 2006 season when it was changed to Division I Football Championship Subdivision (FCS).

The first Division I-AA/FCS football playoff was held in 1978 with only four teams, which is the only year through present day that the OVC did not field a playoff representative. In 1979, four of the nation's top teams were invited to the playoffs, and two of them - Eastern Kentucky and Murray State - were from the OVC. Murray dropped its semifinal game to Lehigh, but the Colonels nipped Nevada-Reno in double overtime and claimed the national championship a week later with a 30-7 victory over Lehigh. EKV was coached by former All-America quarterback Roy Kidd, who was in his 16th year at the helm of his alma mater and who skipped the Colonels to a second national title three years later. Following the 2002 season, Kidd retired after 39 years at EKV; upon retirement, he ranked sixth all-time among Division I coaches with 315 victories, earning him a spot in the College Football Hall of Fame. EKV's now 21 FCS playoff appearances are the second for the most all-time (behind only Montana's 23 berths).

In addition to Kidd, other coaching legends in the OVC

include Charles "Bubber" Murphy, who coached at Middle Tennessee from 1947-1968, Western Kentucky's Jimmy Feix (1968-83), Wilburn Tucker (1954-67) and Don Wade (1968-82) of Tennessee Tech, Bill Ferguson (1967-77) of Murray State, Guy Penny (1959-67) of Morehead State and Boots Donnelly (1977-78 at Austin Peay; 1979-1998 at Middle Tennessee). Following the 2011 season Eastern Illinois head coach Bob Spoo retired after 25 years at the school (the last 16 as members of the OVC). In his time as an OVC coach he compiled 92 total victories (fifth-most in league history) and 68 OVC wins (fourth-most in league history) and was inducted into the OVC Hall of Fame in 2012.

A sampling of former OVC football stars, some of whom were All-Americans during their collegiate careers before achieving stardom at the professional ranks, include Jim Youngblood and Larry Schreiber (Tennessee Tech), Phil Simms (Morehead State), Virgil Livers and Dale Lindsey (Western Kentucky), Myron Guyton and Chad Bratzke (Eastern Kentucky), Cortland Finnegan (Samford) and Tony Romo and Jimmy Garoppolo (Eastern Illinois). In 2008, former Tennessee State standout Dominique Rodgers-Cromartie became just the fourth NFL First Round draft pick in OVC history when he was selected 16th overall by the Arizona Cardinals. He would break into the starting lineup halfway through his rookie season and started at cornerback for the Cardinals in Super Bowl XLIII.

The 2007 season marked a return to scholarship football and the OVC for the Austin Peay Governors. Following the 1996 season the Governors dropped scholarship football and competed as both an independent (1997-00, 2006) and as a member of the Pioneer Football League (2001-05).

The 2007 season also brought new vernacular to the Ohio Valley Conference and the division formerly known as I-AA.

OVC HISTORY

Beginning with the 2006 National Championship game the term I-AA was changed to NCAA Football Championship Subdivision (FCS) in a decision by the Division I Board of Directors. The new label was chosen to communicate in a positive and clear manner the unique differences between Division I football categories (chiefly, the post-season opportunity) while still defining them within the Division I experience. The FCS includes programs that compete in an effort to participate in the NCAA championship postseason structure (one of 89 NCAA national championships) as opposed to the Football Bowl Subdivision (FBS) which competes in an effort to participate in the postseason bowl system (the 41 NCAA-licensed events which includes the Bowl Championship Series).

In 2010 Southeast Missouri State, picked to finish seventh in the preseason poll, compiled a 7-1 Conference record on the way to its first OVC Championship since joining the league in 1991. Overall the Redhawks were 9-2 during the regular season and earned a berth in the FCS Playoffs, its first playoff berth at any level in the program's 104-year history. Southeast would lose to eventual national champion Eastern Washington in the second round of the playoffs. Head coach Tony Samuel capped the year by winning the Sports Network's Eddie Robinson Award, given to the National Coach of the Year. Samuel was the second OVC coach to win the award (joining Murray State's Houston Nutt who won the award in 1995).

For only the second time in league history in 2011, three teams shared the OVC football championship, as Eastern Kentucky, Jacksonville State and Tennessee Tech finished with 6-2 records. The only other time in league history more than two champions were crowned at the end of the year was 1962 (when four teams shared the crown).

In 2012 Eastern Illinois became just the fourth football team in OVC history to go from worst-to-first in winning the OVC Championship. The Panthers were led by head coach Dino Babers who became just the fourth first-year head coach to win an OVC Championship (joining Boots Donnelly in 1977, Jason Simpson in 2006 and Dean Hood in 2008 – Jacksonville State head coach John Grass would become the fifth coach to achieve that feat in 2014). During the year Eastern Illinois junior wide receiver Erik Lora shattered the FCS single-season receptions record, hauling in 136 passes in 12 games; that mark was 13 more than the previous NCAA record and 44 more than the previous OVC mark.

In 2013 Eastern Illinois repeated as OVC Champions behind Walter Payton Award winner Jimmy Garoppolo. The quarterback became just the second OVC player to earn the National Player of the Year Award, joining former EIU signal caller Tony Romo (2002). Garoppolo passed for 5,050 yards (second most in NCAA single-season history) and 53 touchdowns (fourth in NCAA history) in leading the Panthers to a 12-2 record and berth to the quarterfinals of the FCS Playoffs. Garoppolo was drafted by the New England Patriots in the second round of the 2014 NFL Draft, becoming just the fifth OVC player selected in that round and just the fifth OVC quarterback ever selected (and first since 1998).

The 2013 season saw the OVC snap a 19-game playoff losing streak dating back to the 2000 season. Tennessee State shutout Butler (marking the first OVC road playoff victory since 1986) to snap the streak while later that day Jacksonville State smashed Samford in the first round. A week later Eastern Illinois beat Tennessee State while Jacksonville State won at McNeese State to each advance to the quarterfinals; that marked the first time the OVC put two teams in the quarterfinals in the same season

since 1991. Overall the four total playoff wins in the same season established a new OVC record.

Football wasn't the only sport in which the OVC was quickly gaining respect. In 1955, the OVC became only the second six-member league nationally to earn an automatic bid to the prestigious NCAA Men's Basketball Tournament, which, at that time, was limited to only 24 participants. The Conference quickly proved worthy of that bid, as Morehead State defeated Marshall (107-92) and Wayne State (95-84) in the 1956 tournament.

Fifteen years later, former OVC member Western Kentucky became the first and only Conference team to reach the Final Four. The Hilltoppers defeated Jacksonville, Kentucky and Ohio State before losing to Villanova in double overtime in the national semifinals. WKU went on to finish in third place after beating Kansas 77-75 in the consolation game.

Since that time, the OVC has recorded some of the biggest upsets in the history of the NCAA Tournament. Perhaps the most famous moment came in 1987, when Austin Peay came from fourth place in the regular season to win the OVC Tournament and earn the league's automatic bid. The Governors drew powerful Illinois, and were such big underdogs, that ESPN broadcaster Dick Vitale promised to stand on his head if APSU won the game. After a 68-67 victory over the Illini, and a narrow 90-87 overtime loss to eventual Final Four participant Providence in the second round, Vitale made good on his promise in a visit to Clarksville two months later.

Murray State added to the OVC's string of upsets in 1988 when it knocked off 14th-ranked North Carolina State, 78-75. The Racers' M&M Boys - Jeff Martin and Don Mann - combined for 39 points in the win. MSU nearly went on to the Sweet 16 that year, losing to eventual national champion

Kansas, 61-58. A bank shot by Mann that would've given the Racers a one-point lead rolled off the rim with three seconds left. In 1990 as a No. 16 seed, Murray State took No. 1 seed Michigan State into overtime before falling 75-71; that game still marks the closest a No. 16 seed has come to knocking off a No. 1 in men's tournament action. More recently, Murray State has dominated the OVC Tournament, reaching the championship game every year in the 1990's. The Racers' 15 OVC Tournament Championships are the most among all OVC schools.

After former member Middle Tennessee State won a first round game in 1989, the league had a drought as no other OVC team won a NCAA Tournament game for the next 19 years. But Morehead State, coming off a thrilling double overtime OVC Tournament victory over Austin Peay, topped Alabama State 58-43 in the Opening Round game at University of Dayton Arena in Dayton, Ohio. The game was played in front of an Opening Round record crowd of 11,346 and included many MSU fans who made the three-hour drive from Morehead for the game.

In 2009-10, Murray State made OVC history by winning a record 31 games (31-5) on its way to the league's regular season and tournament championships. In the first round of the NCAA Tournament, the No. 13 seed Racers topped Vanderbilt in thrilling fashion when senior Danero Thomas hit a jumper as time expired to lift MSU to a 66-65 victory. It marked the first OVC team to advance to the second round of the NCAA Tournament since 1989, and snapped a skid of 71-straight losses to Southeastern Conference foes (dating back to 2000-01). In the second round, the Racers pushed eventual national runner-up Butler to the brink before losing 54-52.

In 2010-11 Morehead State would make it three NCAA Tournament



Southeast Missouri State **REDHAWKS**

wins in as many years for the league and got a bit of revenge for the 2009 tournament loss to Louisville in the process. After finishing second in the regular season and winning the OVC Tournament Championship, the No. 13 seeded Eagles were shipped to Denver to play the in-state foe Cardinals. MSU jumped out to a 15-2 advantage but were down four points (61-57) with just over a minute to play in regulation. After two free throws from two-time OVC Player of the Year Kenneth Faried, the Eagles held for one final shot attempt and senior Demonte Harper pulled up off a cross-over dribble to nail a 3-pointer with 4.3 seconds left that gave Morehead State a 62-61 lead. UofL had one last attempt but Faried blocked the Cardinals last shot, giving MSU the win, its first over Louisville since the 1956-57 season.

In 2011-12 Murray State put together one of the greatest seasons in OVC history, beginning the year 23-0 (an all-time OVC best) and being ranked as high as No. 7 in the coaches poll on Feb. 6. The squad was the first OVC team to be nationally-ranked since Murray State was ranked in 1997-98; in addition the top 10 ranking was the first for an OVC team since the 1970-71 campaign (WKU). The Racers would top nationally-ranked Memphis and Saint Mary's during the season and win the league's regular season and tournament championships. MSU earned a No. 6 seed in NCAA Tournament, the highest-ever seed for an OVC team since the NCAA began seeding the field in 1979. The Racers would top Colorado State 58-41 in the second round before falling to Marquette in the third round. Murray State would win 31 games overall, tying the OVC all-time record the Racers set in 2009-10.

After the Murray State win in 2011-12, the league had won NCAA Tournament games in four-straight seasons, something that had never

happened in league history (three-game winning streaks from 1960-62 and 1987-89 had been the previous best streaks). Over that time period (2009-12) the OVC was one of just nine conferences nationally to win a NCAA Tournament game in each season and one of only three non-BCS leagues (joining the Atlantic 10 and WCC) to do so.

In 2013-14 Murray State won five games to claim the CollegeInsider.com Postseason Tournament (CIT) and in the process became the first OVC men's basketball team to ever play games in the month of April.

The 2014-15 season saw five OVC men's basketball teams earn postseason bids, the most in league history. Those teams combined to win eight total games, the most ever by the OVC in one postseason. Entering 2015-16 OVC men's basketball teams have at least one national postseason tournament victory in seven-straight seasons, an all-time league record.

In 2007-08, UT Martin guard Lester Hudson became the first men's Division I player to record a quadruple-double in a game, when he registered 25 points, 12 rebounds, 10 assists and 10 steals in a victory over Central Baptist College. Hudson, who ranked fourth in scoring nationally as a junior, returned for his senior season in 2008-09 and was second nationally in scoring (behind Davidson's Stephen Curry) at 27.5 points a contest. Hudson earned numerous honors (including OVC Player of the Year and OVC Male Athlete of the Year in each 2008 and 2009 and All-American status from several outlets) before being drafted by the Boston Celtics with the No. 58 pick of the 2009 NBA Draft.

During the 2010-11 year Faried, the nation's leading rebounder during the season, became the NCAA's Modern Era (since 1973) career rebounding leader, totaling 1,673 rebounds which passed Tim Duncan for the record (he is 11th

all-time in NCAA history). Faried also finished his career with 86 double-doubles, second all-time to only Duncan. He is one of only six players in NCAA history to finish with 2,000-plus career points (2,009) and 1,600-plus career rebounds. Faried was drafted 22nd overall by the Denver Nuggets in the 2011 NBA Draft, becoming the first OVC player selected in the first round since Tennessee State's Carlos Rogers 1994.

Murray State guard Isaiah Canaan, a first-team All-American in 2011-12, capped his illustrious career in 2012-13 by becoming just the 17th player in OVC history to score 2,000 or more career points. Canaan, who was a key part of Murray State NCAA Tournament victories in both 2010 and 2012, earned a pair of OVC Player of the Year honors (2012 and 2013) during his career as well as being named OVC Freshman of the Year (2010), OVC Tournament MVP (2010) and OVC Male Athlete of the Year (2012). He was drafted by the Houston Rockets with the 34th overall pick (No. 2 pick of the second round) of the 2013 NBA Draft.

In 2014-15 Murray State became just the fifth OVC men's team to complete a perfect Conference season (16-0). The Racers were led by sophomore Cameron Payne who was named OVC Men's Basketball Player of the Year, OVC Male Athlete of the Year and earned third-team All-American honors from CBS Sports.com. Following the season Payne declared for the NBA Draft, becoming the first sophomore in OVC history to do so and one of just four OVC players all-time to enter and stay in the draft with eligibility remaining. Payne was selected in the lottery by the Oklahoma City Thunder (pick No. 14 overall), making him just the ninth First Round NBA Draft pick in OVC history.

Through its 67 years, 13 teams have won or shared the league's regular season men's basketball title. Murray State heads the list

with a Conference-record 24 outright or shared basketball crowns. Other past champions include former member Western Kentucky (19), Morehead State (9), Austin Peay (8), Eastern Kentucky (6), Tennessee Tech (5), former member Middle Tennessee (5), Tennessee State (2), former member East Tennessee State (2), Belmont (2 – including winning the titles in each of its first two years in the league), Southeast Missouri State (1), UT Martin (1) and former member Akron (1).

Among the coaching greats in men's basketball have been Western Kentucky's E.A. Diddle, who retired with 759 victories and 10 OVC titles; John Oldham, who was a member of the very first All-OVC squad and went on to win seven OVC crowns during his coaching tenure at Tennessee Tech and Western Kentucky; Paul McBrayer, who guided Eastern Kentucky to 219 wins and three OVC crowns; and Cal Luther, who is the only person in Conference history to win men's basketball Coach of the Year honors at two league schools – Murray State and UT Martin. Current Austin Peay head coach Dave Loos became the winningest coach in OVC history in 2009-10, netting his 319th victory and passing Luther on the all-time list. Loos enters the 2015-16 season with 391 victories.

There have been an equal number of great players including Western Kentucky's Clem Haskins, who is the only three-time OVC Player of the Year. Several players have won OVC Player of the Year honors twice: Western Kentucky's Jim McDaniels (1969-70 and 1970-71), Murray State's Les Taylor (1971-72, 1972-73), Jeff Martin (1987-88, 1988-89), Popeye Jones (1989-90, 1990-91) and Marcus Brown (1994-95, 1995-96), Austin Peay's Otis Howard (1976-77, 1977-78), Middle Tennessee's Jerry Beck (1980-81, 1981-82), Akron's Joe Jakubick (1982-83, 1983-84), Tennessee State's Carlos Rogers (1992-93, 1993-94), UT Martin's

OVC HISTORY

Lester Hudson (2007-08, 2008-09), Morehead State's Kenneth Faried (2009-10, 2010-11) and Murray State's Isaiah Canaan (2011-12, 2012-13).

The OVC also has the honor of being the only conference to boast the nation's leaders in scoring, rebounding and assists all in one season. That feat was accomplished in 1991-92 by Morehead State's Brett Roberts (28.1 ppg), Murray State's Popeye Jones (14.4 rpg) and Tennessee Tech's Van Usher (8.8 apg).

Women's basketball in the OVC has been dominated by Tennessee Tech, which has won or shared 18 regular-season titles and owns nine OVC Tournament crowns. In fact, the Golden Eagles have reached the championship game of the OVC Tournament 22 times in the past 33 years. Although Tennessee Tech remains the standard-bearer, five other teams have won 15 of the last 22 OVC Tournaments. UT Martin became the latest program to add its name to the list, capturing its first OVC Tournament title in 2011 and also winning championships in 2012, 2013 and 2014. The Skyhawks became just the fourth team in OVC history (and first since Austin Peay from 2000-03) to win four-straight tournament titles.

Several coaches have made their mark in the history of OVC women's basketball. Former Tennessee Tech coach Marynell Meadors posted an amazing 363-139 (72.3%) record at Tech, becoming the first woman in NCAA or AIAW history to win 300 games at the same institution, while former Tennessee State skipper Teresa Phillips earned National Coach of the Year honors from USA Today in 1990 for turning around the Lady Tigers' program before going on to lead TSU to the NCAA Tournament in 1994 and 1995. Tennessee Tech coach Bill Worrell capped a stellar 20-year career in 2005-06 and was inducted into the OVC Hall of Fame in 2007; he compiled a 408-190 record while leading the Golden Eagles to an

unprecedented 16 OVC regular-season titles and eight NCAA Tournament appearances, including five straight from 1989-93. Larry Joe Inman, who retired at the conclusion of the 2007-08 season and was inducted into the OVC Hall of Fame in 2009, won more than 100 games at both Middle Tennessee and Eastern Kentucky, and earned OVC Coach of the Year honors a record eight times - five times at EKU and three at MTSU. In 2012-13 Inman came out of retirement to take the Tennessee State job; in 2014-15 he led the Lady Tigers to its first OVC Tournament Championship since 1995.

Many great players have graced the hardwood over the years, including former OVC Players of the Year Brooke Armistead and Gerlonda Hardin from Austin Peay, Pam Chambers, Jerilynn Harper, Cheryl Taylor, Angela Moorehead, Roschelle Vaughn, Diane Seng, Janet Holt and Emily Christian from Tennessee Tech; Morehead State's Donna Murphy, Priscilla Blackford and Chynna Bozeman; Eastern Kentucky's Kim Mays; Southeast Missouri's Gray C. Harris; Murray State's Ashley Hayes; and UT Martin's Heather Butler and Jasmine Newsome.

Morehead State center Brittany Pittman set new school, league and NCAA standards for blocked shots in 2008-09. Pittman swatted 164 shots during the season, setting a new NCAA single-season record (which has since been broken). During the campaign, only her second with the Eagles, she also set career block records for both Morehead State and the OVC (287).

In 2012-13 the UT Martin duo of Jasmine Newsome and Heather Butler finished fifth and sixth nationally among NCAA scoring leaders. Newsome, the 2012 and 2013 OVC Player of the Year, averaged 22.6 points per game on the way to All-American honors while Butler averaged 22.4 points per contest. Butler set a NCAA record during the season by

connecting on a 3-pointer in her 80th-straight game.

In 2013-14 Butler and Newsome capped their brilliant careers by ranking first and second in scoring in OVC history. Butler, the 2013-14 OVC Female Athlete of the Year, finished her career with 2,865 points, which ranked first in OVC and 16th in NCAA history. She also finished her career with 392 career 3-pointers (which was tied for the most in NCAA history following her career but now ranks second) and scored in double figures in all 129 career games which ranks fifth in NCAA history. Following the season Butler was signed by the WNBA's San Antonio Stars where she became the first OVC player to make an active WNBA roster. Newsome capped her career with 2,566 points, second only to Butler in OVC history.

The league also had another historical moment in November 2008 when the NCAA awarded Nashville the 2014 NCAA Women's Division I Final Four. The OVC served as the host of the prestigious event, which is one of the biggest sporting events the city of Nashville can host. The event was held April 6 & 8 at Bridgestone Arena in downtown Nashville and was played in front of sold-out crowds for both the semifinals and championship as UConn topped Notre Dame in a battle of undefeated teams to win its ninth national title.

Over its 67 years, OVC teams have garnered national championships and bowl games in football, along with national team or individual titles in the sports of rifle, cross country, track and golf.

The OVC has also produced several Olympic athletes, including Murray State's Morgan Hicks, who was a member of the 2004 United States Olympic Rifle Team and Morehead State's Brian Shimer who competed in five Winter Olympics in bobsled (winning a bronze medal in 2002) and coached the

2010 United States bobsled team to its first gold medal since 1948. Former Morehead State football and Eastern Kentucky track and field athlete Dallas Robinson competed with the U.S. bobsled team during the 2014 Sochi Winter Olympics. In addition, some of the greatest players in professional sports were educated at OVC institutions. The list includes former greats such as football's Phil Simms (Morehead State), basketball's Clem Haskins (Western Kentucky) and Bubba Wells (Austin Peay) and two-sport star Steve Hamilton (Morehead State) to present-day standouts like basketball player Kenneth Faried (Morehead State), football players Tony Romo (Eastern Illinois) and Jimmy Garoppolo (Eastern Illinois) and baseball players A.J. Ellis (Austin Peay) and Shawn Kelley (Austin Peay). Hamilton is the only athlete to ever play in the NCAA Basketball Championship, a Major League Baseball World Series (New York Yankees) and a NBA Championship Series (Los Angeles Lakers).

The OVC's first volleyball tournament was held in 1981, the same year Eastern Kentucky began a string of six straight tournament crowns. Former EKU skipper Dr. Geri Polvino compiled a 627-439 record in 32 seasons as head coach of the Colonels, earning OVC Coach of the Year honors eight times. More recently, former Austin Peay coach Cheryl Holt and former Southeast Missouri skipper Cindy Gannon also earned their peers' recognition multiple times with four awards each.

Throughout the last 32 years, 11 different teams have won an OVC regular-season or tournament volleyball crown. Since joining the league in 1991, Southeast Missouri has dominated the scene, winning seven of its eight regular-season titles during the 1990's, including five straight from 1993-97. The Redhawks have also won five tournament crowns (1994, 1996,



Southeast Missouri State REDHAWKS

1998, 1999 and 2000). Jacksonville State won back-to-back OVC Tournament Championships (2005, 2006) including going through the OVC undefeated (16-0) in 2006 and winning a NCAA Tournament match in 2010, the league's first NCAA victory since 2000.

Following the 2007 season, Jacksonville State's Abbey Breit was named the OVC Offensive Player of the Year for the third-straight season, becoming the first player in OVC history to accomplish that feat. Four other individuals - Eastern Kentucky's Angela Boykins (1985-86), Morehead State's Dayle Hammontree (1988-89), Southeast Missouri's Tuba Meto (1996-97) and Morehead State's Amy Almond (2001-02) - were back-to-back winners of the award.

Morehead State won its fourth-straight OVC regular season championship in 2013. Over that four-year period (2010-13) the Eagles compiled an impressive 67-3 league record.

In 2007, Eastern Kentucky's Jacob Korir won his fourth-straight Conference cross country title becoming just the third OVC student-athlete and 13th athlete nationally to accomplish that feat. Korir was a three-time All-American in cross country, earning two top-10 finishes at the NCAA Cross Country Championship. The Nairobi, Kenya, native was also named a track and field All-American twice during his career, was selected as the OVC Male Athlete of the Year in 2006-07 and received the NCAA post graduate scholarship in 2008.

In 2011 the Eastern Kentucky men's cross country earned a national ranking in the USTFCCCA poll, climbing to as high as No. 17; the ranking was the highest for an OVC team since the polls began in the early 1980s. The EKU men would qualify for the NCAA Championship, becoming the first OVC team to reach the national championship meet since 1980. Eastern Kentucky finished

26th overall at the event as junior Soufiane Bouchikhi was 47th in a field of 252 runners. On the women's side Eastern Kentucky senior Lydia Kosgei became the first EKU woman to ever qualify for the NCAA Championship and went on to finish 37th at the national meet, marking the second-highest finish for a female in OVC history, and also earning All-American honors.

A year later (2012) the EKU men's cross country team was ranked as high as No. 11 nationally and finished 24th at the NCAA Championship. Wade Meddles led the team with a 38th place finish at the event while Bouchikhi was 40th. In 2013 Eastern Kentucky placed 15th at the NCAA Championship, the highest national finish for an OVC team since 1980. Soufiane Bouchikhi capped his career by winning his fourth-straight OVC Championship and earning National Runner of the Week honors during the season. Bouchikhi finished 26th at the NCAA Championship in 2013, earning All-American honors for the second-straight season. In 2014 EKU qualified for its fourth-straight NCAA Championship and finished 23rd overall.

In 2007 the Conference had two teams in the NCAA Women's Soccer Tournament for the first time in league history, as former OVC member Samford earned an at-large selection while Southeast Missouri was the Conference's automatic bid.

Former Austin Peay standout and 2012 OVC Soccer Player of the Year Tatiana Ariza represented her native country of Colombia in both the 2012 Summer Olympics in London (earning a start against the United States) as well as the 2015 FIFA Women's World Cup. In the 2015 event she assisted on the first World Cup goal in her country's history and in the following match helped her team to a 2-0 victory over France, giving Colombia its first-ever win at the event.

For the first time under the

current format, OVC men's golfers qualified for the NCAA National Championship in back-to-back years in 2013 and 2014. Austin Peay's Dustin Korte advanced from the regional to the national championship in 2013 (finishing 116th overall) while APSU's Marco Iten won the Auburn Regional in 2014 to qualify for the National Championship (finishing 55th). In 2015 OVC three individual men's golfers competed in the NCAA Regionals (one automatic berth and two at-large berths) in addition to the Eastern Kentucky team; the three individuals were the most from the OVC to qualify in one year under the current format. The OVC also boasts two current PGA Tour professionals in Scott Stallings (Tennessee Tech) and Josh Teater (Morehead State).

In 2009 it was OVC softball that accomplished several firsts as UT Martin (tournament champion) and Jacksonville State (at-large) were each selected for the NCAA Championship. Jacksonville State would take it a step farther by winning the Knoxville Regional (beating No. 13 national seed Tennessee along the way) to become the first OVC softball program to advance to a Super Regional. Jax State would fall to No. 4 Alabama in that Super Regional but finished the season 43-16 (19-2 OVC) and ranked 21st nationally in the ESPN.com/USA Softball poll and 24th nationally in the USA Today/NFCA poll.

The league's baseball presence has continued to evolve since its inception. The OVC baseball tournament moved to a neutral site for the first time in 2001 with Paducah, Kentucky and Brooks Stadium hosting the tournament in front of raucous crowds. The success of the tournament led to Jackson, Tennessee and The Ballpark at Jackson (the home of the Seattle Mariner's Class AA affiliate) - hosting the event for the first time in 2010.

The OVC also has made a

statement in the NCAA Baseball Championship in recent years, with its teams involved in several memorable contests in the last decade. Tennessee Tech surprised Wake Forest in the opening round of the 2001 tournament and Southeast Missouri stunned host Alabama in the opening round of the 2002 championship. Five years later, Austin Peay captured the collegiate baseball world's attention by taking Vanderbilt, the 2007 No. 1 overall seed, to extra innings. Eastern Illinois pushed host Nebraska to the limit in 2008 followed by Tennessee Tech's memorable contest against host Clemson in 2009.

After not making the OVC Tournament field in either 2009 or 2010, Austin Peay, who was picked to finish seventh in the 2011 preseason poll, won the regular season and tournament championships to garner its fourth NCAA Tournament appearance. In the first game of NCAA Regional play the Govs knocked off host and No. 1 seed Georgia Tech 2-1.

In 2012 Austin Peay completed a "repeat squared" (back-to-back regular season and tournament championships) for the first-time in OVC history. The Govs would go on to top Indiana State and Cal State Fullerton at the Eugene Regional, before falling to host Oregon in the regional final. It marked the first time since the 2000 season (Middle Tennessee) that an OVC team had won multiple NCAA Tournaments games in the same season.

Austin Peay completed a "3-Peayt" by winning its third-straight OVC Tournament crown in 2013. Along the way the Govs garnered the first nationally-ranking by an OVC team since 2009 (climbing to as high as 21st nationally) and tied the OVC single-season record with 47 victories. The Govs earned the No. 2 seed in the NCAA Bloomington Regional, becoming the first OVC team in the current regional format (since 1999) to earn anything other than a No. 4 seed. The squad topped

OVC HISTORY

Florida and Valparaiso to advance to the regional final for the second-straight season before losing to host Indiana. Gove's senior closer Tyler Rogers was a big part of his team's success during the year, setting the NCAA single-season record for saves (23 – a mark that was later eclipsed during the College World Series).

In 2014, for the third-straight year, 12 OVC players were selected in the Major League Baseball First-Year Player Draft. Of those 12 selections five came in the first 10 rounds, setting a new record for most OVC players picked in the first 10 rounds (eclipsing the old mark of three set several times). The 12 selections were once again just one off the record of 13 selections in 2010; overall the OVC has had 65 players selected over the past six years (2010-15).

A first in the OVC occurred in 2008, when the league had a first round draft pick in both the NFL (Tennessee State's Dominique Rodgers-Cromartie) and Major League Baseball (Eastern Kentucky's Christian Friedrich) Drafts in the same school year. A year later (2009) the league had a Major League Baseball First Round Compensation Round pick (Eastern Illinois' Tyler Kehrner who was No. 48 overall) and NBA Second Round pick (UT Martin's Lester Hudson) in the same season.

The playing field is not the only place where OVC athletes are working hard. The league also recognizes excellence in the classroom. Six Scholar-Athlete Awards are presented yearly to male and female athletes, while others are commended for their academic success by being Medal of Honor recipients or earning a spot on the Commissioner's Honor Roll. Additionally, the league annually presents one institutional Academic Achievement Award, as well as separate team awards in each Conference-sponsored sport. Since the College Sports Information Directors of America

(CoSIDA) Academic All-America program began, the Ohio Valley Conference has had 243 student-athletes honored with the award, including 51 over the last five years (2010-15).

Through the early years of the league, administrators wrestled with fan behavior due to the close proximity of the Conference members and the intense rivalries which developed. Just as it did decades ago, the OVC took the leadership role on what has become a national issue. In 1995, the OVC implemented a first-of-its-kind "Sportsmanship Statement," a policy which promotes principles of fair play, ethical conduct and respect for one's opponent. The statement has become a model for others to follow across the nation, and has answered the challenge of the NCAA Presidents Commission to improve sportsmanship in collegiate athletics.

Additionally, the OVC annually presents the Steve Hamilton Sportsmanship Award, in honor of the former Morehead State student-athlete, coach and athletics director, to a junior or senior student-athlete with significant athletic contributions who best exemplifies the characteristics of sportsmanship and citizenship. Most recently, the Conference has also implemented the OVC Institutional and Team Sportsmanship Awards, which are presented to one institution and 18 sport-specific teams voted by their peers to have best exhibited the standards of sportsmanship and ethical conduct as outlined by the OVC and NCAA.

The vision of leadership demonstrated by the Founding Fathers in 1948 remains alive today as the Ohio Valley Conference prepares for the future. One example is in regard to the current trend in collegiate athletics administration for increased involvement of university presidents in setting policies and making rules. The presidents of OVC institutions,

however, have always governed the Conference, long before presidential governance became a national theme.

The Ohio Valley Conference sponsors the following sports: baseball, basketball, cross country, football, golf, tennis and track for men, and basketball, cross country, golf, soccer, softball, tennis, track and volleyball for women. In addition, the OVC also sponsors the combined men's and women's sport of rifle.

Now in its seventh decade of competition, the Ohio Valley Conference has grown significantly from its humble beginnings

while increasing the number of athletics opportunities it provides for students. Current league representatives include charter members Eastern Kentucky University, Morehead State University and Murray State University, along with Austin Peay State University, Belmont University, Eastern Illinois University, Jacksonville State University, Southeast Missouri State University, Southern Illinois University Edwardsville, Tennessee State University, Tennessee Technological University and the University of Tennessee at Martin.

OVC Staff



Beth DeBauche
Commissioner



Brad Walker
Associate Commissioner
for Operations



Kyle Schwartz
Assistant Commissioner
for Media Relations



Brian Pulley
Assistant Commissioner
for External Affairs



Stephanie Castera
Associate Commissioner
for Institutional
Services/SWA



Scott Krapf
Assistant Commissioner
for Championships



INSPIRING EXCELLENCE
SINCE 1948



Southeast Missouri State REDHAWKS

2014-15 Standings

East Division

	OVC	Pct.	PF	PA	Overall	Pct.	PF	PA	Home	Away	Neutral	Streak
Belmont	11-5	.688	75.6	71.9	22-11	.667	74.2	70.6	12-2	7-8	3-1	L1
Eastern Kentucky	11-5	.688	70.9	64.8	21-12	.636	71.9	63.6	13-4	8-7	0-1	L1
Morehead State	10-6	.625	72.1	65.7	17-17	.500	71.2	66.3	7-6	7-9	3-1	L1
Jacksonville State	5-11	.313	61.1	68.1	12-19	.387	62.5	68.6	11-3	1-16	0-0	L2
Tennessee Tech	4-12	.250	67.5	71.5	12-18	.400	70.6	69.8	10-4	2-14	0-0	L5
Tennessee State	2-14	.125	57.3	68.4	5-26	.161	57.8	68.1	5-8	0-17	0-1	L8

West Division

	OVC	Pct.	PF	PA	Overall	Pct.	PF	PA	Home	Away	Neutral	Streak
Murray State	16-0	1.000	79.1	65.4	29-6	.829	79.0	67.6	15-1	12-2	2-3	L1
UT Martin	10-6	.625	68.3	65.4	21-13	.618	70.3	65.4	9-3	12-9	0-1	L1
Eastern Illinois	9-7	.563	63.9	65.1	18-15	.545	63.5	64.7	9-5	7-8	2-2	L1
SIUE	8-8	.500	65.4	65.7	12-16	.429	68.2	67.3	11-3	1-12	0-1	L2
Southeast Missouri	7-9	.438	71.2	70.6	13-17	.433	69.6	68.8	9-5	4-10	0-2	L1
Austin Peay	3-13	.188	63.8	73.7	8-22	.267	64.6	72.6	6-7	1-14	1-1	L1

Scoring Offense

	G	W-L	Pts	Avg/G
Murray State	35	29-6	2764	79.0
Belmont	33	22-11	2450	74.2
Eastern Kentucky	33	21-12	2373	71.9
Morehead State	34	17-17	2420	71.2
Tennessee Tech	30	12-18	2118	70.6
UT Martin	34	21-13	2390	70.3
Southeast Missouri	30	13-17	2087	69.6
SIUE	28	12-16	1909	68.2
Austin Peay	30	8-22	1937	64.6
Eastern Illinois	33	18-15	2097	63.5
Jacksonville State	31	12-19	1939	62.5
Tennessee State	31	5-26	1793	57.8

Scoring Defense

	G	Pts	Avg/G
Eastern Kentucky	33	2100	63.6
Eastern Illinois	33	2136	64.7
UT Martin	34	2224	65.4
Morehead State	34	2255	66.3
SIUE	28	1884	67.3
Murray State	35	2367	67.6
Tennessee State	31	2111	68.1
Jacksonville State	31	2126	68.6
Southeast Missouri	30	2064	68.8
Tennessee Tech	30	2095	69.8
Belmont	33	2330	70.6
Austin Peay	30	2178	72.6

Scoring Margin

	G	Off	Def	Margin
Murray State	35	79.0	67.6	+11.3
Eastern Kentucky	33	71.9	63.6	+8.3
UT Martin	34	70.3	65.4	+4.9
Morehead State	34	71.2	66.3	+4.9
Belmont	33	74.2	70.6	+3.6
SIUE	28	68.2	67.3	+0.9
Southeast Missouri	30	69.6	68.8	+0.8
Tennessee Tech	30	70.6	69.8	+0.8
Eastern Illinois	33	63.5	64.7	-1.2
Jacksonville State	31	62.5	68.6	-6.0
Austin Peay	30	64.6	72.6	-8.0
Tennessee State	31	57.8	68.1	-10.3

Free Throw Pct

	G	FTM	FTA	Pct
Eastern Kentucky	33	438	562	.779
Morehead State	34	490	684	.716
Jacksonville State	31	466	651	.716
UT Martin	34	412	582	.708
Murray State	35	579	831	.697
Belmont	33	405	585	.692
Tennessee Tech	30	413	609	.678
SIUE	28	391	579	.675
Southeast Missouri	30	414	621	.667
Austin Peay	30	456	685	.666
Eastern Illinois	33	364	558	.652
Tennessee State	31	401	648	.619

Field Goal Percentage

	G	FGM	FGA	Pct
Murray State	35	961	1995	.482
Belmont	33	858	1803	.476
UT Martin	34	855	1838	.465
Eastern Kentucky	33	818	1763	.464
Morehead State	34	854	1930	.442
Tennessee Tech	30	768	1741	.441
Southeast Missouri	30	742	1686	.440
Eastern Illinois	33	746	1696	.440
SIUE	28	660	1532	.431
Austin Peay	30	663	1667	.398
Tennessee State	31	611	1548	.395
Jacksonville State	31	647	1698	.381

Field Goal Pct Defense

	G	FGM	FGA	Pct
Murray State	35	811	1980	.410
Eastern Illinois	33	757	1818	.416
SIUE	28	657	1547	.425
Tennessee State	31	712	1666	.427
UT Martin	34	805	1859	.433
Morehead State	34	717	1651	.434
Southeast Missouri	30	703	1611	.436
Jacksonville State	31	753	1680	.448
Tennessee Tech	30	723	1613	.448
Eastern Kentucky	33	732	1633	.448
Belmont	33	854	1889	.452
Austin Peay	30	758	1609	.471

3-Point FG Pct

	G	3FGM	3FGA	Pct
UT Martin	34	268	681	.394
Murray State	35	263	679	.387
SIUE	28	198	521	.380
Belmont	33	329	866	.380
Eastern Illinois	33	241	643	.375
Eastern Kentucky	33	299	837	.357
Tennessee State	31	170	486	.350
Morehead State	34	220	639	.344
Southeast Missouri	30	189	553	.342
Tennessee Tech	30	169	526	.321
Austin Peay	30	155	513	.302
Jacksonville State	31	179	598	.299

3-Point FG Pct Defense

	G	3FGM	3FGA	Pct
Tennessee State	31	229	705	.325
Murray State	35	227	680	.334
Morehead State	34	182	537	.339
Eastern Illinois	33	219	642	.341
Belmont	33	238	692	.344
UT Martin	34	245	706	.347
Jacksonville State	31	175	502	.349
SIUE	28	179	506	.354
Tennessee Tech	30	204	572	.357
Austin Peay	30	227	588	.386
Eastern Kentucky	33	257	660	.389
Southeast Missouri	30	204	512	.398

Rebounding Offense

	G	Rebounds	Avg/G
Tennessee Tech	30	1110	37.0
Murray State	35	1292	36.9
Morehead State	34	1205	35.4
Southeast Missouri	30	1050	35.0
Austin Peay	30	1043	34.8
SIUE	28	969	34.6
UT Martin	34	1175	34.6
Jacksonville State	31	1043	33.6
Belmont	33	1093	33.1
Tennessee State	31	1022	33.0
Eastern Illinois	33	1003	30.4
Eastern Kentucky	33	876	26.5

2014-15 FINAL OVC STATISTICS

Rebounding Defense	G	Rebounds	Avg/G
UT Martin	34	1036	30.5
Morehead State	34	1053	31.0
Tennessee Tech	30	967	32.2
Belmont	33	1080	32.7
Murray State	35	1158	33.1
Eastern Kentucky	33	1100	33.3
Austin Peay	30	1029	34.3
Southeast Missouri	30	1036	34.5
SIUE	28	987	35.2
Eastern Illinois	33	1183	35.8
Tennessee State	31	1118	36.1
Jacksonville State	31	1163	37.5

Blocked Shots	G	Blocks	Avg/G
Southeast Missouri	30	132	4.40
SIUE	28	120	4.29
Eastern Illinois	33	141	4.27
Jacksonville State	31	129	4.16
Austin Peay	30	124	4.13
Tennessee State	31	108	3.48
Tennessee Tech	30	103	3.43
Morehead State	34	110	3.24
Murray State	35	113	3.23
Eastern Kentucky	33	98	2.97
Belmont	33	66	2.00
UT Martin	34	63	1.85

Assists	G	Assists	Avg/G
Murray State	35	543	15.51
Belmont	33	504	15.27
Eastern Kentucky	33	495	15.00
Morehead State	34	495	14.56
Eastern Illinois	33	435	13.18
Tennessee Tech	30	395	13.17
UT Martin	34	441	12.97
Southeast Missouri	30	378	12.60
SIUE	28	345	12.32
Austin Peay	30	360	12.00
Jacksonville State	31	371	11.97
Tennessee State	31	294	9.48

Steals	G	Steals	Avg/G
Eastern Kentucky	33	321	9.73
Morehead State	34	278	8.18
Southeast Missouri	30	218	7.27
Murray State	35	253	7.23
Austin Peay	30	191	6.37
SIUE	28	178	6.36
Belmont	33	209	6.33
Tennessee Tech	30	186	6.20
Jacksonville State	31	191	6.16
Eastern Illinois	33	186	5.64
Tennessee State	31	167	5.39
UT Martin	34	178	5.24

Offensive Rebounds	G	Rebounds	Avg/G
Tennessee Tech	30	396	13.20
Austin Peay	30	373	12.43
Morehead State	34	422	12.41
Murray State	35	422	12.06
Southeast Missouri	30	346	11.53
Jacksonville State	31	346	11.16
SIUE	28	292	10.43
UT Martin	34	332	9.76
Tennessee State	31	297	9.58
Belmont	33	307	9.30
Eastern Illinois	33	255	7.73
Eastern Kentucky	33	225	6.82

Defensive Rebounds	G	Rebounds	Avg/G
Murray State	35	870	24.86
UT Martin	34	843	24.79
SIUE	28	677	24.18
Belmont	33	786	23.82
Tennessee Tech	30	714	23.80
Southeast Missouri	30	704	23.47
Tennessee State	31	725	23.39
Morehead State	34	783	23.03
Eastern Illinois	33	748	22.67
Jacksonville State	31	697	22.48
Austin Peay	30	670	22.33
Eastern Kentucky	33	651	19.73

Turnover Margin	G	Team	Avg.	Opponent	Avg.	Margin
Eastern Kentucky	33	374	11.3	612	18.5	+7.21
Murray State	35	411	11.7	462	13.2	+1.46
Morehead State.....	34	462	13.6	507	14.9	+1.32
Southeast Missouri.....	30	394	13.1	413	13.8	+0.63
Jacksonville State	31	377	12.2	388	12.5	+0.35
SIUE.....	28	375	13.4	382	13.6	+0.25
Eastern Illinois.....	33	396	12.0	399	12.1	+0.09
Austin Peay.....	30	428	14.3	424	14.1	-0.13
Tennessee Tech.....	30	412	13.7	397	13.2	-0.50
Belmont.....	33	451	13.7	418	12.7	-1.00
UT Martin	34	394	11.6	354	10.4	-1.18
Tennessee State.....	31	446	14.4	366	11.8	-2.58

Assist/Turnover Ratio	G	Assist	Avg.	Turnover	Avg.	Ratio
Eastern Kentucky	33	495	15.0	374	11.3	1.32
Murray State	35	543	15.5	411	11.7	1.32
UT Martin	34	441	13.0	394	11.6	1.12
Belmont.....	33	504	15.3	451	13.7	1.12
Eastern Illinois.....	33	435	13.2	396	12.0	1.10
Morehead State.....	34	495	14.6	462	13.6	1.07
Jacksonville State	31	371	12.0	377	12.2	0.98
Southeast Missouri.....	30	378	12.6	394	13.1	0.96
Tennessee Tech.....	30	395	13.2	412	13.7	0.96
SIUE.....	28	345	12.3	375	13.4	0.92
Austin Peay.....	30	360	12.0	428	14.3	0.84
Tennessee State.....	31	294	9.5	446	14.4	0.66

3-Point FG Made	G	3FGM	Avg/G
Belmont	33	329	9.97
Eastern Kentucky	33	299	9.06
UT Martin	34	268	7.88
Murray State	35	263	7.51
Eastern Illinois	33	241	7.30
SIUE	28	198	7.07
Morehead State	34	220	6.47
Southeast Missouri	30	189	6.30
Jacksonville State	31	179	5.77
Tennessee Tech	30	169	5.63
Tennessee State	31	170	5.48
Austin Peay	30	155	5.17

Defensive Reb. Pct.	G	D-REB	O-REB	Pct
UT Martin	34	843	286	0.747
Morehead State	34	783	296	0.726
Austin Peay	30	670	271	0.712
Tennessee Tech	30	714	290	0.711
Belmont	33	786	330	0.704
Southeast Missouri	30	704	315	0.691
SIUE	28	677	307	0.688
Murray State	35	870	410	0.680
Tennessee State	31	725	346	0.677
Jacksonville State	31	697	356	0.662
Eastern Kentucky	33	651	334	0.661
Eastern Illinois	33	748	387	0.659



Southeast Missouri State REDHAWKS

Scoring

	G	FG	3FG	FT	Points	Avg/G
Cameron Payne, MUR	35	245	84	133	707	20.2
Corey Walden, ECU	32	198	51	147	594	18.6
Craig Bradshaw, BEL	30	197	82	74	550	18.3
Jarekious Bradley, SEMO	26	146	46	83	421	16.2
Jarvis Williams, MUR	35	199	0	152	550	15.7
Eric Stutz, ECU	32	190	25	94	499	15.6
Darion Rackley, JSU	29	120	40	158	438	15.1
Kris Davis, SIUE	28	135	50	79	399	14.3
Evan Bradds, BEL	33	185	5	94	469	14.2
Dewille Smith, UTM	34	170	61	68	469	13.8
Twymond Howard, UTM	34	167	21	106	461	13.6
Angelo Warner, MOR	32	146	53	79	424	13.3
Trae Anderson, EIU	30	148	16	84	396	13.2
Marshun Newell, UTM	34	146	69	85	446	13.1
Chris Horton, APSU	30	142	0	108	392	13.1
Charles Jackson, TTU	30	157	0	76	390	13.0
Chris Olivier, EIU	27	135	0	80	350	13.0
Alex Anderson, UTM	34	141	94	48	424	12.5
T.J. Sapp, MUR	35	144	66	79	433	12.4
Dwan Caldwell, TTU	30	138	7	66	349	11.6
Torrance Rowe, TTU	29	107	52	65	331	11.4
Jeffery Moss, MUR	35	136	55	64	391	11.2
Jay Harris, TSU	31	117	60	51	345	11.1
Brent Arrington, MOR	34	121	32	104	378	11.1
Karam Mashour, MOR	34	139	20	73	371	10.9
Antonius Cleveland, SEMO	30	120	12	71	323	10.8
Taylor Barnette, BEL	32	121	84	13	339	10.6
Timmy Knipp, ECU	33	114	73	45	346	10.5
Nino Johnson, SEMO	30	123	0	65	311	10.4
D.J. Felder, JSU	31	122	12	55	311	10.0

Rebounding

	G	Off	Def	Total	Avg/G
Chris Horton, APSU	30	135	198	333	11.1
Charles Jackson, TTU	30	111	175	286	9.5
Jarvis Williams, MUR	35	135	158	293	8.4
Evan Bradds, BEL	33	65	171	236	7.2
Nino Johnson, SEMO	30	70	141	211	7.0
Jonathan Fairell, MUR	35	102	142	244	7.0
Marshun Newell, UTM	34	52	182	234	6.9
Twymond Howard, UTM	34	62	161	223	6.6
Keaton Jackson, SIUE	28	76	92	168	6.0
Karam Mashour, MOR	34	53	149	202	5.9
Eric Stutz, ECU	32	61	121	182	5.7
Demontez Loman, TSU	31	49	127	176	5.7
Jarekious Bradley, SEMO	26	43	101	144	5.5
D.J. Felder, JSU	31	58	111	169	5.5
Reece Chamberlain, BEL	33	57	121	178	5.4
Jamal Hunter, JSU	30	61	100	161	5.4
Christian Mekowulu, TSU	26	39	99	138	5.3
Dwan Caldwell, TTU	30	60	98	158	5.3
Chris Olivier, EIU	27	44	98	142	5.3
Chris Freeman, APSU	30	51	104	155	5.2

Field Goal Percentage

	G	FG	FGA	Pct
Evan Bradds, BEL	33	185	269	.688
Eric Stutz, ECU	32	190	312	.609
Chris Freeman, APSU	30	118	198	.596
Charles Jackson, TTU	30	157	275	.571
Jarvis Williams, MUR	35	199	351	.567
Keaton Jackson, SIUE	28	91	163	.558
Corey Walden, ECU	32	198	362	.547
Chris Olivier, EIU	27	135	249	.542
Nino Johnson, SEMO	30	123	228	.539
Karam Mashour, MOR	34	139	282	.493
Craig Bradshaw, BEL	30	197	401	.491
Jeffery Moss, MUR	35	136	279	.487
Angelo Warner, MOR	32	146	301	.485
Alex Anderson, UTM	34	141	292	.483
Trae Anderson, EIU	30	148	307	.482

Free Throw Percentage

	G	FT	FTA	Pct
Jarekious Bradley, SEMO	26	83	94	.883
T.J. Sapp, MUR	35	79	95	.832
Corey Walden, ECU	32	147	180	.817
Eric Stutz, ECU	32	94	118	.797
Torrance Rowe, TTU	29	65	82	.793
Cameron Payne, MUR	35	133	169	.787
Angelo Warner, MOR	32	79	102	.775
Reggie Smith, EIU	31	67	87	.770
Josh Robinson, APSU	30	62	81	.765
Brent Arrington, MOR	34	104	136	.765
Marshun Newell, UTM	34	85	112	.759
Darion Rackley, JSU	29	158	211	.749
Craig Bradshaw, BEL	30	74	99	.747
Dwan Caldwell, TTU	30	66	90	.733
Rozell Nunn, SIUE	23	62	85	.729

3-Point FG Percentage

	G	3FG	3FGA	Pct
Cornell Johnston, EIU	33	55	106	.519
Alex Anderson, UTM	34	94	196	.480
Kris Davis, SIUE	28	50	114	.439
Justin Seymour, MUR	35	47	108	.435
Jeffery Moss, MUR	35	55	130	.423
Craig Bradshaw, BEL	30	82	194	.423
Jay Harris, TSU	31	60	146	.411
Marshun Newell, UTM	34	69	170	.406
Isiah Jones, SEMO	30	65	163	.399
Angelo Warner, MOR	32	53	133	.398
Nick Smith, BEL	33	58	148	.392
Taylor Barnette, BEL	32	84	215	.391
Dylan Chatman, EIU	33	57	146	.390
Jordan Johnson, TTU	28	30	78	.385
Timmy Knipp, ECU	33	73	191	.382

2014-15 FINAL OVC STATISTICS

Assists	G	Assists	Avg/G
Reece Chamberlain, BEL	33	198	6.00
Cameron Payne, MUR	35	209	5.97
Cornell Johnston, EIU	33	156	4.73
Kareem Storey, MOR	31	140	4.52
Deville Smith, UTM	34	153	4.50
Donivine Stewart, SIUE	28	114	4.07
Corey Walden, EKU	32	123	3.84
JaQuail Townser, JSU	26	87	3.35
Craig Bradshaw, BEL	30	94	3.13
T.J. Sapp, MUR	35	102	2.91
J.J. Thompson, SEMO	28	78	2.79
Torrance Rowe, TTU	29	79	2.72
Marshun Newell, UTM	34	91	2.68
Isaac McGlone, EKU	33	86	2.61
Khalil Davis, APSU	30	77	2.57

Steals	G	Steals	Avg/G
Corey Walden, EKU	32	99	3.09
Cameron Payne, MUR	35	68	1.94
Brent Arrington, MOR	34	65	1.91
Deville Smith, UTM	34	59	1.74
Isaac McGlone, EKU	33	56	1.70
Reece Chamberlain, BEL	33	55	1.67
Craig Bradshaw, BEL	30	48	1.60
Angelo Warner, MOR	32	51	1.59
Darion Rackley, JSU	29	41	1.41
Nino Johnson, SEMO	30	41	1.37
Donivine Stewart, SIUE	28	38	1.36
Kareem Storey, MOR	31	42	1.35
JaQuail Townser, JSU	26	33	1.27
Antonius Cleveland, SEMO	30	38	1.27
LaTrell Viser, EIU	32	40	1.25

3-Point FG Made	G	3FG	Avg/G
Alex Anderson, UTM	34	94	2.76
Craig Bradshaw, BEL	30	82	2.73
Taylor Barnette, BEL	32	84	2.63
Cameron Payne, MUR	35	84	2.40
Timmy Knipp, EKU	33	73	2.21
Avery Moore, JSU	30	65	2.17
Isiah Jones, SEMO	30	65	2.17
Marcus Roper, TSU	29	61	2.10
Marshun Newell, UTM	34	69	2.03
Jay Harris, TSU	31	60	1.94
T.J. Sapp, MUR	35	66	1.89
Deville Smith, UTM	34	61	1.79
Torrance Rowe, TTU	29	52	1.79
Kris Davis, SIUE	28	50	1.79
Jarekious Bradley, SEMO	26	46	1.77

Blocked Shots	G	Blocks	Avg/G
Chris Horton, APSU	30	70	2.33
Nino Johnson, SEMO	30	64	2.13
Jamal Hunter, JSU	30	63	2.10
Keaton Jackson, SIUE	28	58	2.07
Chris Olivier, EIU	27	38	1.41
Charles Jackson, TTU	30	40	1.33
Demontez Loman, TSU	31	39	1.26
Timmy Knipp, EKU	33	40	1.21
Jarvis Williams, MUR	35	35	1.00
Luke Piotrowski, EIU	31	31	1.00
Michael Chandler, SIUE	27	27	1.00
Billy Reader, MOR	31	28	0.90
Brent Arrington, MOR	34	30	0.88
Jonathan Fairell, MUR	35	28	0.80
Xavier Richards, TSU	31	24	0.77

Offensive Rebounds	G	Rebounds	Avg/G
Chris Horton, APSU	30	135	4.50
Jarvis Williams, MUR	35	135	3.86
Charles Jackson, TTU	30	111	3.70
Jonathan Fairell, MUR	35	102	2.91
Keaton Jackson, SIUE	28	76	2.71
Billy Reader, MOR	31	73	2.35
Nino Johnson, SEMO	30	70	2.33
Jamal Hunter, JSU	30	61	2.03
Khalil Davis, APSU	30	61	2.03
Jeremy Watson, JSU	31	62	2.00
Dwan Caldwell, TTU	30	60	2.00
Evan Bradds, BEL	33	65	1.97
Eric Stutz, EKU	32	61	1.91
D.J. Felder, JSU	31	58	1.87
Josiah Moore, TTU	30	56	1.87

Assist/Turnover Ratio	G	Assist	Avg.	Turnover	Avg.	Ratio
Donivine Stewart, SIUE	28	114	4.1	47	1.7	2.43
Cameron Payne, MUR	35	209	6.0	87	2.5	2.40
Reece Chamberlain, BEL	33	198	6.0	84	2.5	2.36
Kareem Storey, MOR	31	140	4.5	76	2.5	1.84
Cornell Johnston, EIU	33	156	4.7	85	2.6	1.84
Corey Walden, EKU	32	123	3.8	71	2.2	1.73
Deville Smith, UTM	34	153	4.5	102	3.0	1.50
JaQuail Townser, JSU	26	87	3.3	64	2.5	1.36
Craig Bradshaw, BEL	30	94	3.1	93	3.1	1.01

Defensive Rebounds	G	Rebounds	Avg/G
Chris Horton, APSU	30	198	6.60
Charles Jackson, TTU	30	175	5.83
Marshun Newell, UTM	34	182	5.35
Evan Bradds, BEL	33	171	5.18
Twymond Howard, UTM	34	161	4.74
Nino Johnson, SEMO	30	141	4.70
Jarvis Williams, MUR	35	158	4.51
Karam Mashour, MOR	34	149	4.38
Demontez Loman, TSU	31	127	4.10
Jonathan Fairell, MUR	35	142	4.06
Rozell Nunn, SIUE	23	92	4.00
Deville Smith, UTM	34	135	3.97
Jarekious Bradley, SEMO	26	101	3.88
Christian Mekowulu, TSU	26	99	3.81
Eric Stutz, EKU	32	121	3.78

Minutes Played	G	Minutes	Avg/G
Deville Smith, UTM	34	1220	35.88
Marshun Newell, UTM	34	1199	35.26
Alex Anderson, UTM	34	1186	34.88
Twymond Howard, UTM	34	1182	34.76
Cornell Johnston, EIU	33	1144	34.67
Corey Walden, EKU	32	1108	34.62
Chris Horton, APSU	30	1034	34.47
Jeffery Moss, MUR	35	1160	33.14
Darion Rackley, JSU	29	941	32.45
Cameron Payne, MUR	35	1127	32.20



Southeast Missouri State **REDHAWKS**



The Ohio Valley Conference Men's and Women's Basketball Tournaments will once again return to the Nashville Municipal Auditorium in 2016 (March 2-5).

The combined men's and women's championship have been held at Municipal Auditorium 10 previous times: 1994, 1995, 1996, 2004, 2008, 2011, 2012, 2013, 2014 and 2015). The men also held their championship at the

venue in 1989. Prior to the tournament being at the end of the season, the 1967 men's tournament was also held at Municipal Auditorium in December of that year.

The move to Municipal Auditorium keeps the championships in Nashville, a place it will have been held 22 times in the last 23 years. The only year the tournament was not held in Nashville during that stretch was 2002.

All eight men's and all eight women's teams that qualify for the tournament gather at a single site for the entire tournament. Prior to 2011, the first round games were played on campus sites with the semifinals and finals being held in Nashville.

The bracket shifted from a traditional 1 vs. 8, 2 vs. 7, etc. format to a merit-based format in 2011. It rewards the top teams during the regular season with byes into the quarterfinals and semifinals.

Now, the first round of each the men's and

women's tournament will feature the No. 5 seed against the No. 8 seed and the No. 6 seed against the No. 7 seed. The winners of those games will advance to the quarterfinals to face the No. 3 and No. 4 seeds (who received a bye). The winners of those quarterfinal matchups will advance to the semifinals to face the No. 1 and No. 2 seeds (who received a pair of byes).

The 2016 Championship marks the 53rd time the men's event has been held, making it the fourth oldest Division I championship in the country (behind only the Southern, ACC and SEC).

Future OVC Basketball Tournament dates include March 1-4, 2017 and February 28 - March 3, 2018.



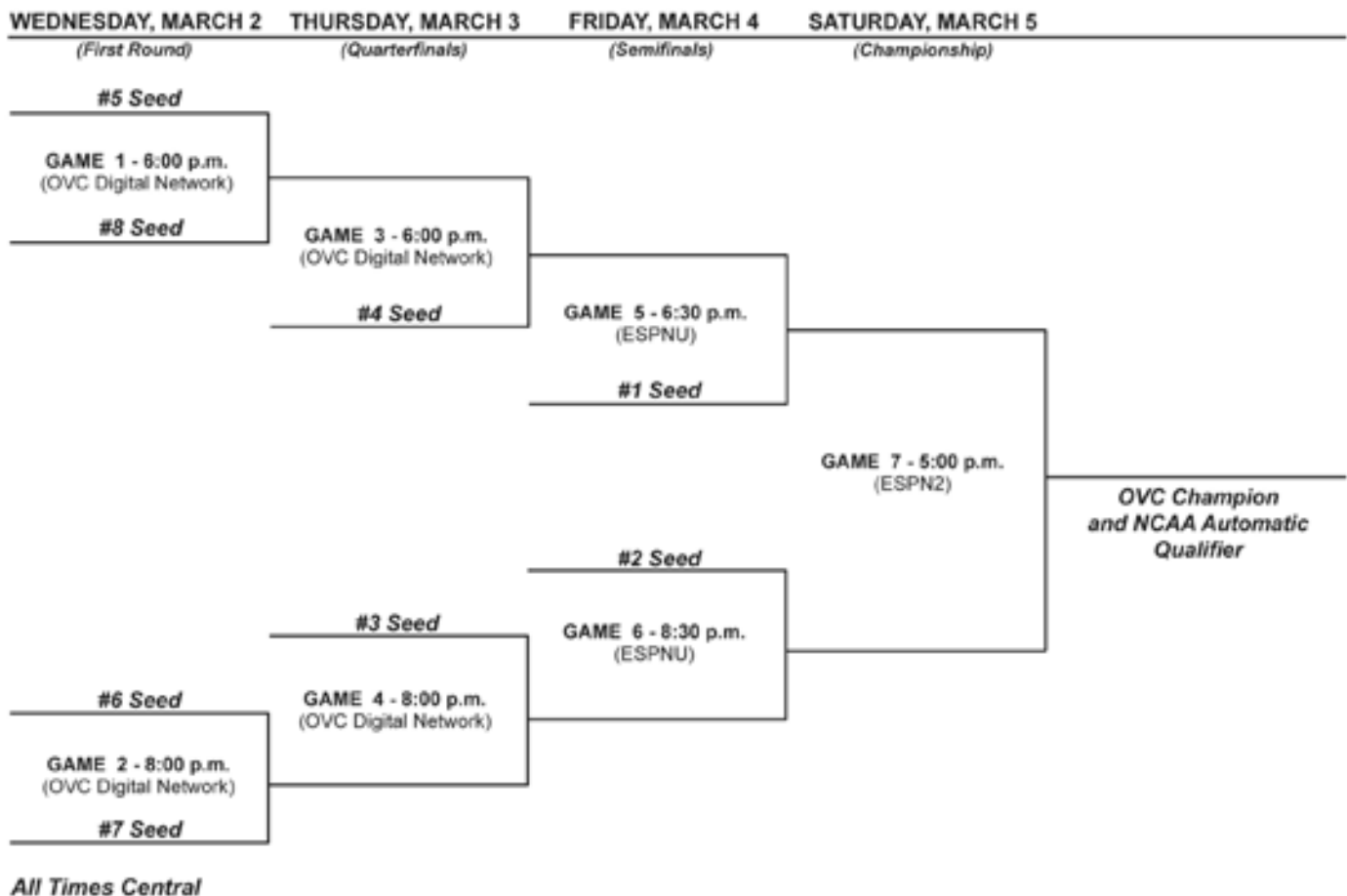
2016 OVC BASKETBALL CHAMPIONSHIP



2016 Ohio Valley Conference Basketball Championship March 2-5 Municipal Auditorium Nashville, Tennessee



Men's Bracket





Southeast Missouri State REDHAWKS

Monday, November 2

Thomas More at Austin Peay, 7 p.m. (exhibition)

Tuesday, November 3

Asbury at Morehead State, 6 p.m. (exhibition)

Saint Francis (Ill.) at Eastern Illinois, 7 p.m. (exhibition)

Miles at Jacksonville State, 7 p.m. (exhibition)

Thursday, November 5

Freed-Hardeman at Murray State, 7 p.m. (exhibition)

Sewanee at Tennessee State, 7:30 p.m. (exhibition)

Saturday, November 7

Missouri S&T at Southeast Missouri, 2 p.m. (exhibition)

Cal State East Bay at Tennessee State, 7 p.m.
(exhibition)

Sunday, November 8

Union College at Eastern Kentucky, 3:30 p.m. (exhibition)

Monday, November 9

Blue Mountain College at UT Martin, 6 p.m. (exhibition)

West Georgia at Jacksonville State, 7 p.m. (exhibition)

Fontbonne at SIUE, 7 p.m. (exhibition)

Friday, November 13

Jacksonville State at Central Michigan, 3:30 p.m.

Eastern Illinois at Indiana, 6 p.m. (BTN Plus)

Coppin State at Eastern Kentucky, 6 p.m. (OVCDN)

Southeast Missouri at Dayton, 6 p.m.

Tennessee State at Loyola (Md.), 6:30 p.m.

Cincinnati Christian at Morehead State, 6:45 p.m. (OVCDN)

UT Martin at Oklahoma State, 7 p.m.

Harris-Stowe at Murray State, 7 p.m. (OVCDN)

Austin Peay at Vanderbilt, 7 p.m. (SEC Network Plus)

Belmont at Marquette, 8 p.m. (FOX Sports Wisconsin)

Arkansas State at SIUE, 8 p.m. (OVCDN)

Saturday, November 14

Piedmont College at Tennessee Tech, 7:30 p.m. (OVCDN)

Sunday, November 15

Fort Valley State at Jacksonville State, 2 p.m.

Southeast Missouri at Evansville, 2 p.m. (ESPN3)

Monday, November 16

Eastern Illinois at Ball State, 6 p.m.

Austin Peay at Indiana, 6 p.m. (Big Ten Network)

Bethune-Cookman at UT Martin, 6 p.m. (OVCDN)

Tennessee State at Ohio, 6 p.m.

Oakwood at Jacksonville State, 7 p.m.

Morehead State at Illinois State, 7 p.m. (ESPN3)

Tennessee Tech at Air Force, 8 p.m.

Belmont at Arizona State, 9 p.m. (Pac-12 Network)

Eastern Kentucky at UNC Wilmington, TBA

Tuesday, November 17

Middle Tennessee at Murray State, 7 p.m.
(American Sports Net.)

Wednesday, November 18

Jacksonville State at Virginia Tech, 6 p.m. (ESPN3)

Western Kentucky at Belmont, 6 p.m.

(American Sports Network)

Fort Wayne at Austin Peay, 7 p.m. (OVCDN)

Fisk at Tennessee State, 7 p.m. (OVCDN)

Saint Louis at SIUE, 7 p.m. (OVCDN)

Tennessee Tech at New Mexico State, 8 p.m.

Thursday, November 19

Southeast Missouri at Alabama A&M, 7 p.m.

Friday, November 20

UT Martin vs. Oral Roberts, Noon (Harrisonburg, Va.)

Ball State at Eastern Kentucky, 5 p.m. (OVCDN)

Jacksonville State at Winthrop, 6 p.m.

Murray State at Georgia, 6 p.m. (SEC Network Plus)

Saturday, November 21

Belmont at Evansville, 12:30 p.m. (ESPN3)

South Carolina State at Eastern Kentucky, 1 p.m.
(OVCDN)

SIUE at IPFW, 1:30 p.m.

Austin Peay vs. Cal Poly, 3:30 p.m. (Greeley, Colo.)

UT Martin vs. FIU, 4 p.m. (Harrisonburg, Va.)

Morehead State at Northern Kentucky, 6 p.m.

Western Illinois at Eastern Illinois, 7 p.m. (OVCDN)

Middle Tennessee at Tennessee State, 7 p.m. (OVCDN)

Sunday, November 22

Longwood at Eastern Kentucky, 1 p.m. (OVCDN)

UT Martin at James Madison, 2:30 p.m.

Austin Peay vs. Northern Colorado/UMBC, TBA
(Greeley, Colo.)

Jacksonville State at UAB, TBA

Monday, November 23

Murray State vs. Milwaukee, 11 a.m. (Estero, Fla.)

Belmont vs. South Alabama, 3 p.m. (Kennesaw, Ga.)

Tuesday, November 24

Murray State vs. Pepperdine/Duquesne, 11 a.m./5 p.m.
(Estero, Fla.)

Belmont vs. IUPUI/Kennesaw State, 2/4:30 p.m.

Jackson State at Tennessee Tech, 6 p.m. (OVCDN)

Marshall at Morehead State, 6 p.m. (OVCDN)

Campbell at SIUE, 7 p.m. (OVCDN)

Reinhardt at Tennessee State, 7 p.m. (OVCDN)

Southeast Missouri at Texas Rio Grand Valley, 7 p.m.

Alabama A&M at Jacksonville State, 8 p.m.

Wednesday, November 25

Thomas More at Eastern Kentucky, 1 p.m. (OVCDN)

Harris-Stowe at UT Martin, 4 p.m. (OVCDN)

Oakland City at Austin Peay, 7 p.m. (OVCDN)

Murray State vs. TBD, TBD (Estero, Fla.)

Friday, November 27

Jacksonville State vs. Chicago State, 1:30 p.m.
(Niceville, Fla.)

Robert Morris at Tennessee Tech, 6 p.m. (OVCDN)

Saturday, November 28

Jacksonville State vs. Chattanooga/Alabama State,
11/1:30 p.m.

Southern Utah at Eastern Kentucky, Noon (OVCDN)

Loyola Marymount at Southeast Missouri, 2 p.m.
(OVCDN)

Southern Miss at Morehead State, 3 p.m. (OVCDN)

SIUE at Butler, 4 p.m. (FOX Sports 2)

UC Clermont at Tennessee Tech, 5:30 p.m. (OVCDN)

Tennessee State at Kennesaw State, 6 p.m.

Samford at Austin Peay, 7 p.m. (OVCDN)

Alabama A&M at Murray State, 7 p.m. (OVCDN)

Green Bay at Eastern Illinois, 7 p.m. (OVCDN)

Belmont at BYU, 8 p.m.

UT Martin at Mississippi State, TBA

Sunday, November 29

Mississippi Valley State at Tennessee Tech,
2 p.m. (OVCDN)

Monday, November 30

Green Bay at SIUE, 7 p.m. (OVCDN)

Tuesday, December 1

Indiana State at Eastern Illinois, 7 p.m. (OVCDN)

Eastern Kentucky at Western Kentucky, 7 p.m.

Lipscomb at Belmont, 7 p.m. (OVCDN)

UT Martin at UMKC, 7:05 p.m.

Samford at Jacksonville State, 8 p.m.

Wednesday, December 2

East Tennessee State at Tennessee Tech, 6 p.m. (OVCDN)

Austin Peay at Texas A&M-Corpus Christi, 7 p.m.

Murray State at Houston, 7 p.m. (ESPN3)

Southeast Missouri at Southern Illinois, 7 p.m. (ESPN3)

Morehead State at Saint Louis, TBA

Thursday, December 3

SIUE at Milwaukee, 6 p.m.

Belmont at Valparaiso, 7 p.m.

Saturday, December 5

Austin Peay at Troy, Noon

Stetson at Tennessee State, 2 p.m. (OVCDN)

SIUE at Northwestern, 2 p.m. (BTN Plus)

2015-16 OVC COMPOSITE SCHEDULE

Morehead State at Indiana, 6 p.m. (Big Ten Network)

Southeast Missouri at Memphis, 6 p.m.

(CBS Sports Network)

Tennessee Tech at Lipscomb, 6:30 p.m. (ESPN3)

Northern Kentucky at Eastern Illinois, 7 p.m. (OVCDN)

Jacksonville at Jacksonville State, 7 p.m.

Eastern Kentucky at Savannah State, 7 p.m.

Evansville at Murray State, 7:30 p.m. (OVCDN)

Monday, December 7

Belmont at Lipscomb, 6:30 p.m. (ESPN3)

Tuesday, December 8

Bowling Green at Southeast Missouri, 7 p.m. (OVCDN)

Wednesday, December 9

Eastern Kentucky at Kentucky, 6 p.m. (ESPN2)

Eastern Illinois at Marshall, 6 p.m.

SIUE at Southern Illinois, 7 p.m. (ESPN3)

UT Martin at Texas Tech, TBA

Friday, December 11

UT Martin at Texas Rio Grand Valley, 7 p.m.

Saturday, December 12

Tennessee State vs. Grambling, 1 p.m. (Chicago, Ill.)

Austin Peay at IPFW, 1:30 p.m.

Ole Miss at Southeast Missouri, 2 p.m.

(American Sports Network)

Eastern Illinois at Western Illinois, 2 p.m.

Portland State at SIUE, 4 p.m. (OVCDN)

Eastern Kentucky at Marshall, 6 p.m.

Tennessee Tech at Arkansas, 7 p.m. (SEC Network)

Sunday, December 13

Alabama State at Jacksonville State, 3 p.m. (OVCDN)

Murray State at Illinois State, 3 p.m. (ESPN3)

Morehead State at Pittsburgh, 3 p.m. (ESPN3)

Monday, December 14

Tennessee State at Stetson, 6 p.m.

Tuesday, December 15

Florida Atlantic at Eastern Kentucky, 6 p.m. (OVCDN)

Tennessee Tech at Chattanooga, 6 p.m.

Ouachita Baptist at Belmont, 7 p.m. (OVCDN)

UT Martin at Saint Louis, TBA

Wednesday, December 16

Austin Peay at North Florida, 6:30 p.m. (ESPN3)

Thursday, December 17

Belmont at Middle Tennessee, 6 p.m.

(American Sports Network)

Lipscomb at Tennessee State, 7 p.m. (OVCDN)

Morehead State at Eastern Washington, 8:05 p.m.

Friday, December 18

Eastern Kentucky at East Tennessee State, 6 p.m.

Arkansas State at UT Martin, 6 p.m. (OVCDN)

Southern Illinois at Murray State, 7 p.m. (OVCDN)

Miami (Ohio) at Tennessee Tech, 7:30 p.m. (OVCDN)

Jacksonville State at Loyola Marymount, TBA

Saturday, December 19

Belmont at Cleveland State, Noon

Eastern Illinois at Houston, 3 p.m. (ESPN3)

Southeast Missouri at Northern Kentucky, 6 p.m.

Tennessee State vs. Alcorn State, TBA (Memphis, Tenn.)

Sunday, December 20

Austin Peay at Lipscomb, 2 p.m. (ESPN3)

Western Carolina at Morehead State, 3 p.m. (OVCDN)

Monday, December 21

Eastern Illinois vs. Omaha, 1 p.m. (Las Vegas, Nev.)

Eastern Kentucky at West Virginia, 6 p.m. (ESPNU)

Alcorn State at UT Martin, 6 p.m. (OVCDN)

Northern Colorado at Jacksonville State, 7 p.m.

SIUE at USC, 10 p.m. (Pac-12 Network)

Tuesday, December 22

Murray State at Wright State, 6 p.m.

Tennessee State at Illinois State, 6 p.m. (ESPN3)

Wofford at Austin Peay, 7 p.m. (OVCDN)

Southeast Missouri at Missouri State, 7:05 p.m.

Tennessee Tech at Iowa, 7:30 p.m. (ESPN3)

Eastern Illinois vs. Southern/N.C. Central, TBA
(Las Vegas, Nev.)

Wednesday, December 23

Morehead State at Davidson, Noon

Sunday, December 27

Harris-Stowe at Southeast Missouri, 2 p.m. (OVCDN)

Monday, December 28

Green Bay at Morehead State, 6 p.m. (OVCDN)

Texas A&M-Corpus Christi at Austin Peay, 7 p.m. (OVCDN)

Hannibal-LaGrange at Eastern Illinois, 7 p.m. (OVCDN)

Grand Canyon at SIUE, 7 p.m. (OVCDN)

Valparaiso at Belmont, 7 p.m. (OVCDN)

Tuesday, December 29

UT Martin at Florida Atlantic, 11 a.m.

Manhattan at Eastern Kentucky, 1 p.m. (OVCDN)

Tennessee State at Tennessee, 6 p.m. (ESPNU)

Jacksonville State at Alabama, 7 p.m. (SEC Network Plus)

Wednesday, December 30

Morehead State at East Tennessee State, 6 p.m.

Westminster (Mo.) at Austin Peay, 7 p.m. (OVCDN)

Brescia at Murray State, 7 p.m. (OVCDN)

Thursday, December 31

***Belmont at Southeast Missouri, Noon (OVCDN)**

*Eastern Illinois at Tennessee Tech, 3 p.m. (OVCDN)

*SIUE at Jacksonville State, 4:30 p.m. (OVCDN)

Saturday, January 2

*Morehead State at Murray State, 2 p.m.

(CBS Sports Network)

***Tennessee State at Southeast Missouri, 4:15 p.m. (OVCDN)**

*Eastern Illinois at Jacksonville State, 4:30 p.m. (OVCDN)

Boyce College at UT Martin, 6 p.m. (OVCDN)

*Eastern Kentucky at Austin Peay, 7 p.m. (OVCDN)

*SIUE at Tennessee Tech, 7:30 p.m. (OVCDN)

Wednesday, January 6

*Tennessee State at Eastern Illinois, 7 p.m. (OVCDN)

*Belmont at SIUE, 8 p.m. (American Sports Network)

Thursday, January 7

***Southeast Missouri at Morehead State, 5 p.m. (OVCDN)**

*UT Martin at Eastern Kentucky, 7 p.m. (OVCDN)

*Tennessee Tech at Murray State, 7 p.m. (OVCDN)

*Jacksonville State at Austin Peay, 7:30 p.m. (OVCDN)

Saturday, January 9

***Southeast Missouri at Eastern Kentucky, 1: p.m. (OVCDN)**

*Eastern Illinois at Belmont, 2 p.m. (OVCDN)

*UT Martin at Morehead State, 5 p.m. (OVCDN)

*Jacksonville State at Murray State, 5:30 p.m. (OVCDN)

*Tennessee Tech at Austin Peay, 7 p.m. (OVCDN)

*SIUE at Tennessee State, 7:30 p.m. (OVCDN)

Wednesday, January 13

*Tennessee Tech at UT Martin, 6 p.m. (OVCDN)

***Jacksonville State at Southeast Missouri, 7:45 p.m. (OVCDN)**

Thursday, January 14

*Austin Peay at Tennessee State, 7:30 p.m. (OVCDN)

*Eastern Kentucky at Eastern Illinois, 8 p.m.

(CBS Sports Net.)

*Murray State at Belmont, 8 p.m. (ESPNU)

*Morehead State at SIUE, 8 p.m. (OVCDN)

Saturday, January 16

*UT Martin at Jacksonville State, Noon (OVCDN)

*Eastern Kentucky at SIUE, 1 p.m. (OVCDN)

*Morehead State at Eastern Illinois, 3:15 p.m. (OVCDN)

*Austin Peay at Belmont, 7 p.m. (OVCDN)

*Murray State at Tennessee State, 7:30 p.m. (OVCDN)

***Southeast Missouri at Tennessee Tech, 7:30 p.m. (OVCDN)**

Tuesday, January 19

Hannibal-LaGrange at Southeast Missouri, 7 p.m. (OVCDN)



Southeast Missouri State REDHAWKS

Thursday, January 21

- *Jacksonville State at Eastern Kentucky, 6 p.m. (OVCDN)
- *Tennessee Tech at Morehead State, 6 p.m. (OVCDN)
- *SIUE at Austin Peay, 7 p.m. (OVCDN)
- *Eastern Illinois at Murray State, 7 p.m. (OVCDN)
- *Belmont at UT Martin, 8 p.m. (ESPNU)

Saturday, January 23

- *Jacksonville State at Morehead State, 11 a.m. (ASN)
- *Tennessee Tech at Eastern Kentucky, 1 p.m. (OVCDN)
- *UT Martin at Southeast Missouri, 4:15 p.m. (OVCDN)
- *Tennessee State at Belmont, 5 p.m. (OVCDN)
- *Eastern Illinois at Austin Peay, 7 p.m. (OVCDN)
- *SIUE at Murray State, 7 p.m. (OVCDN)

Wednesday, January 27

- *Austin Peay at Morehead State, 6:45 p.m. (OVCDN)
- *Murray State at Eastern Kentucky, 7 p.m. (OVCDN)

Thursday, January 28

- *UT Martin at Eastern Illinois, 7 p.m. (OVCDN)
- *Belmont at Jacksonville State, 7 p.m. (OVCDN)
- *Southeast Missouri at SIUE, 8 p.m. (CBS Sports Network)
- *Tennessee State at Tennessee Tech, 8 p.m. (ASN)

Saturday, January 30

- *Murray State at UT Martin, 3 p.m. (CBS Sports Network)
- *Austin Peay at Southeast Missouri, 4:15 p.m. (OVCDN)
- *Tennessee State at Jacksonville State, 4:30 p.m. (OVCDN)
- *Eastern Illinois at SIUE, 5 p.m. (OVCDN)
- *Morehead State at Eastern Kentucky, 6 p.m. (OVCDN)
- *Belmont at Tennessee Tech, 7:30 p.m. (OVCDN)

Monday, February 1

- St. Ambrose at Eastern Illinois, 7 p.m. (OVCDN)

Thursday, February 4

- *Austin Peay at UT Martin, 6 p.m. (OVCDN)
- *Eastern Kentucky at Tennessee State, 7 p.m. (OVCDN)
- *Morehead State at Belmont, 7 p.m. (OVCDN)
- *Murray State at Southeast Missouri, 8 p.m. (ESPNU)

Saturday, February 6

- *Southeast Missouri at Eastern Illinois, 11 a.m. (ASN)
- *Tennessee Tech at Jacksonville State, 4:30 p.m. (OVCDN)
- *Eastern Kentucky at Belmont, 5 p.m. (OVCDN)
- *UT Martin at SIUE, 5 p.m. (OVCDN)
- *Austin Peay at Murray State, 7 p.m. (OVCDN)
- *Morehead State at Tennessee State, 7:30 p.m. (OVCDN)

Wednesday, February 10

- *Tennessee Tech at Tennessee State, 7:30 p.m. (OVCDN)
- *Jacksonville State at Belmont, 7:30 p.m. (OVCDN)
- *Austin Peay at Eastern Illinois, 8 p.m. (American Sports Net.)

Thursday, February 11

- *Eastern Kentucky at Morehead State, 6 p.m. (CBS Sports Network)
- *Southeast Missouri at UT Martin, 6 p.m. (OVCDN)
- *Murray State at SIUE, 7 p.m. (OVCDN)

Saturday, February 13

- *Belmont at Morehead State, 11 a.m. (CBS Sports Network)
- *Tennessee State at Eastern Kentucky, 1 p.m. (OVCDN)
- *SIUE at Eastern Illinois, 7 p.m. (OVCDN)
- *Southeast Missouri at Murray State, 7 p.m. (OVCDN)
- *UT Martin at Austin Peay, 7:30 p.m. (OVCDN)
- *Jacksonville State at Tennessee Tech, 7:30 p.m. (OVCDN)

Tuesday, February 16

- St. Catharine at Morehead State, 6 p.m. (OVCDN)

Thursday, February 18

- *Tennessee State at Morehead State, 6 p.m. (OVCDN)
- *Eastern Illinois at UT Martin, 6 p.m. (OVCDN)
- *SIUE at Southeast Missouri, 7 p.m. (OVCDN)
- *Belmont at Eastern Kentucky, 8 p.m. (ESPNU)

Saturday, February 20

- *Eastern Illinois at Southeast Missouri, 4:15 p.m. (OVCDN)
- *Tennessee Tech at Belmont, 5 p.m. (OVCDN)
- *SIUE at UT Martin, 6 p.m. (OVCDN)
- *Murray State at Austin Peay, 7 p.m. (OVCDN)
- *Jacksonville State at Tennessee State, 7:30 p.m. (OVCDN)

Thursday, February 25

- *Tennessee State at UT Martin, 6 p.m. (OVCDN)
- *Morehead State at Tennessee Tech, 6 p.m. (OVCDN)
- *Austin Peay at SIUE, 7 p.m. (OVCDN)
- *Eastern Kentucky at Jacksonville State, 7 p.m. (OVCDN)
- *Murray State at Eastern Illinois, 8:30 p.m. (CBS Sports Network)

Saturday, February 27

- *Morehead State at Jacksonville State, 4:30 p.m. (OVCDN)
- *Southeast Missouri at Austin Peay, 7 p.m. (OVCDN)
- *UT Martin at Murray State, 7 p.m. (OVCDN)
- *Belmont at Tennessee State, 7:30 p.m. (OVCDN)
- *Eastern Kentucky at Tennessee Tech, 7:30 p.m. (OVCDN)

Wednesday, March 2

- OVC Tournament First Round, 6/8 p.m. (OVC Digital Network) (Municipal Auditorium - Nashville, Tenn.)

Thursday, March 3

- OVC Tournament Quarterfinals, 6/8 pm (OVC Digital Network) (Municipal Auditorium - Nashville, Tenn.)

Friday, March 4

- OVC Tournament Semifinal #1, 6:30 p.m. (ESPNU)
- OVC Tournament Semifinal #2, 8:30 p.m. (ESPNU) (Municipal Auditorium - Nashville, Tenn.)

Saturday, March 5

- OVC Tournament Championship, 5 p.m. (TV: ESPN2) (Municipal Auditorium - Nashville, Tenn.)

* - Denotes OVC contest

All Times CENTRAL; dates and times subject to change



RECORDS & HISTORY





Southeast Missouri State REDHAWKS

All-Americans

Bill Giessing (1962, 1963)

Bill Giessing won third-team Little All-America honors in 1962 when he scored 660 points. In 1963, he was named second-team All-America by the Associated Press and third-team All-America by United Press International. Giessing was an inaugural inductee into the Southeast Athletics Hall of Fame.

Jack Klosterman (1943)

Jack Klosterman won NAIA All-America honors in 1943 after the Indians won the NAIA National Tournament. Klosterman, who served as the athletic director at Effingham High School (Ill.) for 27 years, died on October 17, 1991 at the age of 68.

Otto Porter (1981)

Otto Porter won second-team All-America honors from the National Association of Basketball Coaches in 1981 following a stellar two-year career. Porter averaged 25.1 points and 8.9 rebounds per game during his senior season. He finished with a career average of 25.8 points per game, the best-ever in the MIAA. He was inducted into the Southeast Hall of Fame in 2004.

Ray Pugh (1988, 1989)

Ray Pugh was named third-team All-America by the United States Basketball Coaches Association and the Basketball News after the 1988-89 season. The Indians ranked second in the nation that year. Pugh averaged 17.8 points and 5.2 rebounds per game. As a junior, Pugh was named second-team All-America by the Basketball News after leading the Indians to a 28-4 record in 1987-88. He was also selected as the MIAA's Most Valuable Player.

Carl Ritter (1961, 1963)

Carl Ritter, Southeast's all-time career scoring leader, earned both second-team National Association of Basketball Coaches (1963) and Associated Press (1961) All-America honors. He is a member of the Missouri Basketball Hall of Fame and was part of Southeast's inaugural Hall of Fame class. Ritter's jersey number 32 is the only retired number in Southeast Missouri State men's basketball history.

Jack Russell (1943)

Jack Russell won NAIA All-America honors in 1943 along with teammate Jack Klosterman. The Indians won the NAIA National Title that year. Russell, who retired after a long teaching career at Cape Central, died on November 20, 2003.

Dwayne Rutherford (1990)

Dwayne Rutherford was a third-team All-America by the Basketball Gazette after leading the Indians to a 26-5 record and a spot in the Elite Eight. Rutherford is Southeast's all-time leader in assists.

NCAA Statistical Champions

Field Goal Percentage

Leon Powell, F, 2010-11..... 63.0

OVC Coach of the Year

Gary Garner..... 1998-99

OVC Player of the Year

Bud Eley, C..... 1998-99

OVC Male Athlete of the Year

Bud Eley, C..... 1998-99

OVC Freshman of the Year

Derek Winans, G..... 2001-02

OVC Newcomer of the Year

Bud Eley, C..... 1995-96

* - *The OVC Newcomer of the Year Award was discontinued after the 2004 season.*

OVC First-Team Selections

Devon Lake, G..... 1992-93
Bud Eley, C..... 1996-97
Bud Eley, C..... 1998-99
Dainmon Gonner, F..... 2004-05
Reggie Golson, F..... 2004-05
Tyler Stone, F..... 2013-14

OVC Second-Team Selections

Curtis Shelton, G..... 1993-94
Bud Eley, C..... 1995-96
Cory Johnson, G..... 1997-98
Roderick Johnson, F..... 1999-00
Michael Stokes, G..... 2000-01
Roy Booker, G..... 2005-06
Leon Powell, F..... 2010-11
Tyler Stone, F..... 2011-12
Tyler Stone, F..... 2012-13
Jarekious Bradley, G/F..... 2013-14
Jarekious Bradley, G/F..... 2014-15

OVC Third-Team Selections

Mike Branson, F..... 1999-00
Michael Stokes, G..... 1999-00
Derek Winans, G..... 2001-02
Derek Winans, G..... 2002-03

OVC All-Newcomer Team Selections

Luther Bonds, F..... 1992-93
Jermall Morgan, C..... 1993-94
Jerome Days, C..... 1994-95

Bud Eley, C..... 1995-96
Calvert White, F..... 1996-97
Cory Johnson, G..... 1997-98
Roderick Johnson, F..... 1998-99
Roy Booker, G..... 2005-06
Brandon Foust, F..... 2006-07
Leon Powell, F..... 2010-11
Tyler Stone, F..... 2011-12
Jarekious Bradley, G/F..... 2013-14

NABC Honors Court

Zach House, C, 2010-11
Nick Niemczyk, G, 2010-11
Nick Niemczyk, G, 2011-12

OVC All-Freshman Team Selections

Jerry Freshwater, G..... 1991-92

OVC All-Tournament MVP

Roderick Johnson, F..... 2000

OVC All-Tournament Team Selections

Mike Branson, F..... 1999
Bud Eley, C..... 1999
Mike Branson, F..... 2000
Roderick Johnson, F..... 2000

CoSIDA First-Team Academic All-Americans

Derek Winans, G..... 2005

CoSIDA Second-Team Academic All-Americans

Derek Winans, G..... 2004

NABC All-District First-Team

Tyler Stone, F..... 2011-12
Jarekious Bradley, G/F..... 2013-14

NABC All-District Second-Team

Leon Powell, F..... 2011-12
Marland Smith, G..... 2011-12
Tyler Stone, F..... 2013-14

OVC Player of the Week

Devon Lake, G..... 2/27/93
Curtis Shelton, G..... 12/5/93
Jermall Morgan, C..... 12/4/94
Bud Eley, C..... 1/15/96
Bud Eley, C..... 1/12/97
Bud Eley, C..... 12/7/98
Bud Eley, C..... 1/4/99
Bud Eley, C..... 1/11/99

HONORS & AWARDS

Roderick Johnson, F.....	12/13/99
Michael Stokes, G.....	12/18/00
Brandon Griffin, C.....	12/15/03
Derek Winans, G.....	1/19/04
Reggie Golson, F.....	12/13/04
Dainmon Gonner, F.....	1/17/05
Reggie Golson, F.....	2/14/05
Roy Booker, G.....	11/28/05
Brandon Foust, F.....	1/7/08
Marland Smith, G.....	12/26/11
Corey Wilford, G.....	3/4/13
Jarekious Bradley, G/F.....	11/11/13
Jarekious Bradley, G/F.....	12/30/13
Tyler Stone, F.....	2/24/14
Tyler Stone, F.....	3/3/14

OVC Newcomer of the Week

Alex Beason, F.....	12/17/91
Alex Beason, F.....	12/23/91
Brandon Samuels.....	2/4/92
Luther Bonds, F.....	12/15/92
Jermall Morgan, C.....	1/30/94
Jerome Days, C.....	1/29/95
Bud Eley, C.....	12/3/95
Bud Eley, C.....	12/18/95
Bud Eley, C.....	2/4/96
Calvert White, F.....	12/2/96
Calvert White, F.....	1/19/97
Cory Johnson, G.....	11/24/97
Cory Johnson, G.....	2/1/98
Roderick Johnson, F.....	12/14/98
Michael Stokes, G.....	12/20/99
Michael Stokes, G.....	1/17/00
Michael Stokes, G.....	1/31/00
Terry Rogers, C.....	1/8/01
Derek Winans, G.....	11/26/01
Derek Winans, G.....	12/3/01
Derek Winans, G.....	1/14/02
Derek Winans, G.....	1/21/02
Brett Hale, G.....	2/4/02
Brett Hale, G.....	2/11/02
Derek Winans, G.....	2/18/02
Derek Winans, G.....	2/28/02
Brandon Griffin, C.....	12/2/02
Brandon Griffin, C.....	12/9/02
Brandon Griffin, C.....	1/20/03
Brandon Griffin, C.....	2/10/03
Brandon Griffin, C.....	3/3/03
Dainmon Gonner, F.....	12/8/03
Dainmon Gonner, F.....	1/5/04
Mike Nelke, G.....	1/19/04
Roy Booker, G.....	1/2/06
Roy Booker, G.....	1/9/06
Michael Rembert, C.....	12/18/06

Carl Ritter became the first Southeast Missouri State University basketball player to have his number retired. His number 32 was retired during ceremonies at the Show Me Center on January 24, 1994. Ritter scored a school record 1,916 points from 1959-63.

Following an emotional ceremony, Ritter stepped behind the three-point line and made a perfect shot in front of a big Show Me Center crowd and regional television audience.



Brandon Foust, F.....	1/15/07
Brandon Foust, F.....	1/22/07
Michael Rembert, C.....	1/29/07
Brandon Foust, F.....	2/26/07
Calvin Williams, F.....	11/26/07
Calvin Williams, F.....	12/10/07
Jaycen Herring, F.....	2/4/08
LaMont Russell, F.....	2/16/09
Cameron Butler, F.....	1/11/10
Leon Powell, F.....	11/22/10
Leon Powell, F.....	1/10/11
Leon Powell, F.....	2/7/11
Leon Powell, F.....	2/14/11
Leon Powell, F.....	2/21/11
Tyler Stone, F.....	11/14/11
Nick Niemczyk, G.....	11/28/11
Tyler Stone, F.....	12/5/11
Tyler Stone, F.....	12/12/11
Tyler Stone, F.....	12/26/11
Tyler Stone, F.....	1/9/12
Tyler Stone, F.....	2/13/12
A.J. Jones, G.....	3/4/13
Jarekious Bradley, G/F.....	11/11/13
Jarekious Bradley, G/F.....	11/25/13
Jarekious Bradley, G/F.....	12/2/13
Jarekious Bradley, G/F.....	12/9/13
Jarekious Bradley, G/F.....	12/16/13
Jarekious Bradley, G/F.....	12/30/13
Jarekious Bradley, G/F.....	2/24/14

OVC Freshman of the Week

Anthony Holt.....	1/8/95
Nathan Owen, G.....	12/22/97
Paul Paradoski, G.....	11/29/04
Roderick Pearson, G.....	1/8/07
Derek Thompson, G.....	11/23/09
Derek Thompson, G.....	12/7/09

Marland Smith, G.....	12/28/09
Marland Smith, G.....	2/22/10
Lucas Nutt, G.....	12/20/10
Antonius Cleveland, G.....	11/18/13
Antonius Cleveland, G.....	12/2/13
Antonius Cleveland, G.....	12/23/13
Antonius Cleveland, G.....	2/24/14
Antonius Cleveland, G.....	3/3/14
Marcus Wallace, G.....	2/9/15
Marcus Wallace, G.....	2/16/15

College Sports Madness OVC

Player of the Week

Leon Powell, F.....	1/16/12
Tyler Stone, F.....	12/31/12
Corey Wilford, G.....	3/3/13
Jarekious Bradley, G/F.....	12/30/13
Jarekious Bradley, G/F.....	1/12/14

College Sports Madness

Mid-Major Player of the Week

Tyler Stone, F.....	12/31/12
Corey Wilford, G.....	3/3/13

NetScouts OVC Player of


the Week

Leon Powell, F.....	1/16/12
---------------------	---------

CollegeHoopsDaily.com

OVC Player of the Month

Jarekious Bradley, G/F.....	11/13
Jarekious Bradley, G/F.....	1/14
Tyler Stone, F.....	1/14



William "Bud" Eley



Dwayne Rutherford



Derek Winans



Southeast Missouri State REDHAWKS

Portsmouth Invitational

Participants

Tyler Stone, F.....2014

Southeast Basketball Hall of

Famers (Year Inducted)

Bill Giessing, 1959-63 (2002)

Carl Ritter, 1959-63 (2002)

Abe Stuber, 1932-46 (2002)

1943 Team (2002)

Herb Mulkey, 1939-42 (2003)

Tom Upton, 1944-49 (2003)

Otto Porter, 1979-81 (2004)

Don Pritchard, 1931-36 (2005)

Ray Rippelmeyer, 1953-55 (2005)

1960-61 Team (2005)

Royal Tibe, 1919-23 (2006)

Ed Kiehne, 1919-22, 1924-25 (2007)

1965-86 Team (2007)

Jack Behrens, 1940-43 (2008)

Rich Eichhorst, 1952-56 (2009)

Bud Eley, 1995-99 (2009)

1988-89 Team (2009)

Ted Henderson, 1952-54 (2010)

1999-2000 Team (2012)

Donald Metz, 1967-70 (2014)

Derek Winans, 2001-05 (2014)

Brett Hale.....2001-02

Derek Winans2001-02

John Boggio2002-03

Brett Hale.....2002-03

Derek Winans2002-03

John Boggio2003-04

Brett Hale.....2003-04

Derek Winans2003-04

Brett Hale.....2004-05

Derek Winans2004-05

Roderick Pearson.....2006-07

Israel Kirk2009-10

Derek Thompson.....2009-10

Zach House.....2010-11

Nick Niemczyk.....2010-11

Zach House.....2011-12

Nick Niemczyk.....2011-12

Lucas Nutt.....2011-12

Matt Floyd2012-13


Nick Niemczyk.....2012-13

Jamaal Calvin.....2013-14

Will Holifield2013-14

Jamaal Calvin.....2014-15

Marcus Wallace2014-15



Leon Powell Named 2010-11 NCAA Division I Statistical Champion in Field Goal Percentage

Leon Powell led the nation in field goal percentage with a 63.0 percent clip in 2010-11. That mark stands as the second-best single-season field goal percentage in school history. Powell also led the Redhawks in scoring, rebounding and blocked shots.

OVC Medal of Honor Winners

Reggie Crisp.....1996-97

Ben Pranger.....1998-99

Matt Morris.....2000-01

Derek Winans2000-01

Derek Winans2001-02

Derek Winans2002-03

Derek Winans2004-05

Nick Niemczyk.....2011-12

Nick Niemczyk.....2012-13

Jamaal Calvin.....2013-14

OVC Commissioner's Honor Roll

Selections

Chris Chambers1994-95

Travis Smith.....1994-95

Reggie Crisp.....1995-96

Reggie Crisp.....1996-97

Matt Morris.....1997-98

Mike Branson.....1998-99

Matt Morris.....1998-99

Ben Pranger.....1998-99

Mike Branson.....1999-00

Matt Morris.....1999-00

Matt Morris.....2000-01

Derek Winans2000-01

HONORS & AWARDS, RECORDS

Year-by-Year Records

1926-27	1-7
1927-28	3-11
1928-29	0-15
1929-30	1-15
1930-31	3-11
1931-32	7-7
1932-33	8-9
1933-34	8-8
1934-35	6-12
1935-36	14-3
1936-37	13-3
1937-38	10-6
1938-39	11-7
1939-40	7-12
1940-41	9-11
1941-42	12-6
1942-43	19-6 (NAIA Champions)
1943-44	11-3
1944-45	13-3
1945-46	13-3
1946-47	11-8
1947-48	10-9
1948-49	7-12
1949-50	6-13
1950-51	3-16
1951-52	5-12
1952-53	13-8
1953-54	12-8
1954-55	15-6
1955-56	12-7
1956-57	5-13
1957-58	11-9
1958-59	11-9
1959-60	13-9
1960-61	25-3
1961-62	18-7
1962-63	21-4
1963-64	18-5
1964-65	15-8
1965-66	13-9
1966-67	15-6
1967-68	8-14
1968-69	7-15
1969-70	9-12
1970-71	13-10
1971-72	15-9
1972-73	11-13
1973-74	10-14
1974-75	14-12
1975-76	5-21
1976-77	8-18
1977-78	11-15
1978-79	19-9
1979-80	14-12
1980-81	11-16
1981-82	21-10
1982-83	25-6

1983-84	16-12
1984-85	24-8
1985-86	27-7
1986-87	20-11
1987-88	28-4
1988-89	27-6
1989-90	26-5
1990-91	21-7

NCAA Division I Era

1991-92	12-16
1992-93	16-11
1993-94	10-17
1994-95	13-14
1995-96	8-19
1996-97	12-18
1997-98	14-13
1998-99	20-9
1999-00	24-7
2000-01	18-12
2001-02	6-22
2002-03	11-19
2003-04	11-16
2004-05	15-14
2005-06	7-20
2006-07	11-20
2007-08	1-19*
2008-09	3-27
2009-10	7-23
2010-11	10-22
2011-12	15-16
2012-13	17-16
2013-14	18-14
2014-15	13-17

* - Southeast Missouri State vacated 11 wins during the 2007-08 season.

All-Time NCAA Division I Record:

292-401 (.421)

All-Time OVC Record:

164-238 (.408)

Southeast vs. Ranked Teams (0-12)

at #21 Cincinnati (12/11/92)	L, 58-83
at #6 Missouri (2/23/94)	L, 61-83
at #21 Illinois (12/8/95)	L, 70-89
vs. #6 Cincinnati (1/7/97)	L, 57-80
vs. #10 LSU* (3/16/00)	L, 61-64
at #20 Creighton (12/29/02)	L, 70-93
at #6 Illinois (12/28/05)	L, 64-89
at #25 Missouri (11/11/11)	L, 68-83
at #9 Murray State (2/2/12)	L, 73-81
vs. #14 Murray State (2/15/12)	L, 66-75
at #7 Kansas (11/9/12)	L, 55-74
at #11 Missouri (12/4/12)	L, 65-81

* - NCAA Tournament

Coaching History

Coach	Years	Record	Pct.
Clyde Elder	1906-07	0-2	.000
Eugene Wells	1907-08	3-0	1.00
Ferdinal Courleux	1908-09	98-97	.502
	1915-28	-	-
	1929-30	-	-
H.F. Schulte	1909-12	12-6	.667
W.F. Cobb	1912-15	10-5	.667
Jerry Lewis	1928-29	0-15	.000
George Flamank	1930-32	13-19	.406
Emmitt Stuber	1932-35	60-42	.588
	1943-46	-	-
Charles Harris	1935-43	68-55	.567
Joe McDonald	1946-49	28-33	.459
John Adams	1949-52	14-41	.255
Ralph Pink	1952-58	70-53	.569
Charles Parsley	1958-70	175-101	.634
Bob Cradic	1970-76	76-71	.517
Carroll Williams	1976-81	57-75	.432
Ron Shumate	1981-97	306-171	.641
Gary Garner	1997-06	126-132	.488
Scott Edgar	2006-09	15-48*	.238
Zac Roman	2008-09	0-18	.000
Dickey Nutt	2009-15	80-108	.408
Rick Ray	2015-	0-0	.000

* - Southeast Missouri vacated 11 wins during the 2007-08 season.

Year-by-Year OVC Record and Finish

Year	Record	Finish
1991-92	5-9	7th
1992-93	9-7	4th
1993-94	5-11	6th
1994-95	7-9	6th
1995-96	5-11	8th
1996-97	9-9	t4th
1997-98	10-8	5th
1998-99	15-3	2nd
1999-00	14-4	t1st
2000-01	8-8	5th
2001-02	4-12	8th
2002-03	5-11	7th
2003-04	4-12	10th
2004-05	9-7	5th
2005-06	4-16	10th
2006-07	9-11	6th
2007-08	1-13*	11th
2008-09	0-18	10th
2009-10	3-15	9th
2010-11	6-12	t7th
2011-12	9-7	5th
2012-13	8-8	t5th/2nd in OVC West
2013-14	8-8	6th/2nd in OVC West
2014-15	7-9	8th/5th in OVC West

* - Southeast Missouri vacated six OVC wins during the 2007-08 season.



Southeast Missouri State REDHAWKS

Points

1. Carl Ritter, 1959-63	1,916
2. Jewell Crawford, 1980-84	1,862
3. Bill Giessing, 1960-64	1,686
4. William "Bud" Eley, 1995-99	1,611
5. Tyler Stone, 2011-14	1,546
6. Derek Winans, 2001-05	1,505
7. Marland Smith, 2009-13	1,423
8. Ronny Rankin, 1984-86	1,277
9. Riley Ellis, 1984-86	1,241
10. Ray Pugh, 1985-89	1,237
11. Otto Porter, 1979-81	1,216
Devon Lake, 1990-93	1,216
13. Dwayne Rutherford, 1986-90	1,191
14. Kermit Meystedt, 1963-67	1,141
15. Anthony Venson, 1980-84	1,131
16. Curtis Shelton, 1990-94	1,112
17. John Sanchez, 1976-80	1,104
18. Lawrence Wilson, 1986-90	1,086
19. Joe Cagle, 1973-77	1,055
20. Dave Shipley, 1975-79	1,046

Scoring Average

1. Otto Porter, 1979-81	25.9
2. Fred Anderson, 1968-69	23.3
3. Roy Booker, 2005-06	22.0
4. Ronny Rankin, 1984-86	20.6
5. Jim Anderson, 1970-72	19.7
6. Riley Ellis, 1984-86	19.1
7. Jarekious Bradley, 2013-15	17.7
8. Danny Dohogne, 1990-91	17.4
9. Jewell Crawford, 1980-84	16.6
William "Bud" Eley, 1995-99	16.6

Field Goals Made

1. Jewell Crawford, 1980-84	763
2. William "Bud" Eley, 1995-99	629
3. Tyler Stone, 2011-14	621
4. Derek Winans, 2001-05	524
5. Otto Porter, 1979-81	515
6. Ronny Rankin, 1984-86	483
7. Riley Ellis, 1984-86	478
Ray Pugh, 1985-89	478
9. Marland Smith, 2009-13	476
10. Joe Cagle, 1973-77	456

Field Goals Attempted

1. Jewell Crawford, 1980-84	1,470
2. Marland Smith, 2009-13	1,201
3. Tyler Stone, 2011-14	1,191
4. Derek Winans, 2001-05	1,172

5. William "Bud" Eley, 1995-99	1,170
6. Otto Porter, 1979-81	1,044
7. Joe Cagle, 1973-77	1,026
8. Dave Shipley, 1975-79	1,010
9. Ray Pugh, 1985-89	975
10. Riley Ellis, 1984-86	955

Field Goal Percentage

(Minimum 100 FG Made)	FG-A	Pct.
1. Danny Dohogne, 1990-91	191-297	.643
2. Leon Powell, 2010-12	298-486	.613
3. Carl Nicholson, 1985-88	105-173	.607
4. Eddie Hart, 1984-86	181-303	.597
5. Roderick Johnson, 1998-00	293-500	.586
6. Brandon Griffin, 2002-04	267-465	.574
Drew Demond, 1999-02	132-230	.574
8. Matt Sisley, 1992-94	142-248	.573
9. Desi Barmore, 1978-79	185-329	.562
10. Nino Johnson, 2011-15	369-661	.558

3-Point Field Goals Made


1. Marland Smith, 2009-13	251
2. Derek Winans, 2001-05	219
3. Churtis Shelton, 1990-94	215
4. Terrick Willoughby, 2003-07	175
5. Kenard Moore, 2007-09	174
6. Mike Lewis, 1987-91	166
7. Cory Johnson, 1997-99	162
8. Brett Hale, 2001-05	140
9. Lucas Nutt, 2009-14	118
10. Corey Wilford, 2011-13	114

3-Point Field Goals Attempted

1. Marland Smith, 2009-13	697
2. Derek Winans, 2001-05	564
3. Kenard Moore, 2007-09	482
4. Curtis Shelton, 1990-94	480
5. Terrick Willoughby, 2003-07	434
6. Cory Johnson, 1997-99	391
7. Mike Lewis, 1987-91	372
8. Jarekious Bradley, 2013-15	342
Brett Hale, 2001-05	342
10. Lucas Nutt, 2009-14	315

3-Point Field Goal Percentage

(Minimum 100 3FG Made)	3FG-A	Pct.
1. Curtis Shelton, 1990-94	215-480	.448
2. Mike Lewis, 1987-91	166-372	.446
3. Cory Johnson, 1997-99	162-391	.414
4. Brett Hale, 2001-05	140-342	.409
5. Corey Wilford, 2011-13	114-280	.407



Derek Winans

6. Terrick Willoughby, 2003-07	175-434	.403
7. Dwayne Rutherford, 1986-90	107-266	.402
8. Derek Winans, 2001-05	219-564	.388
9. Lucas Nutt, 2009-14	118-315	.375
10. Nick Niemczyk, 2010-13	105-282	.372

Free Throws Made

1. Carl Ritter, 1959-63	580
2. William "Bud" Eley, 1995-99	341
3. Jewell Crawford, 1980-84	336
4. Ronny Rankin, 1984-86	311
5. Devon Lake, 1990-93	309
6. Lucas Nutt, 2009-14	300
7. Dwayne Rutherford, 1986-90	286
8. Riley Ellis, 1984-86	285
9. Lawrence Wilson, 1986-90	282
10. Tyler Stone, 2011-14	262

Free Throws Attempted

1. Carl Ritter, 1959-63	664
2. William "Bud" Eley, 1995-99	580
3. Jewell Crawford, 1980-84	495
4. Riley Ellis, 1984-86	462
5. Nino Johnson, 2011-15	434
6. Lawrence Wilson, 1986-90	402
7. Dwayne Rutherford, 1986-90	395
8. Devon Lake, 1990-93	384
9. Ronny Rankin, 1984-86	371
10. Tyler Stone, 2011-14	368

CAREER RANKINGS

Free Throw Percentage

(Minimum 100 FT Made)

	FT-A	Pct.
1. Cory Johnson, 1997-99	130-146	.890
2. Robin Wilhoit, 1976-80	122-142	.859
Brett Hale, 2001-05	164-191	.859
4. Ronny Rankin, 1984-86	311-371	.838
5. Lucas Nutt, 2009-14	300-362	.829
Curtis Shelton, 1990-94	257-310	.829
7. Roy Booker, 2005-06	165-200	.825
8. Jarekious Bradley, 2013-15	180-219	.822
9. Mike Payne, 1969-72	113-140	.807
10. Devon Lake, 1990-93	309-384	.805

Rebounds

1. William "Bud" Eley, 1995-99	955
2. John Sanchez, 1976-80	839
3. Kermit Meystedt, 1963-67	834
4. Paul Ranson, 1961-64	815
5. Anthony Thomas, 1978-82	796
Bill Giessing, 1960-64	796
7. Tyler Stone, 2011-14	768
8. Dan Milligan, 1965-69	758
9. Jewell Crawford, 1980-84	741
10. Nino Johnson, 2011-15	730

Rebounding Average

(Minimum 50 Games)

	G	Avg.
1. William "Bud" Eley, 1995-99	97	9.8
2. Brandon Griffin, 2002-04	53	9.1



Nino Johnson

3. Riley Ellis, 1984-86	65	8.7
4. Tyler Stone, 2011-14	94	8.2
5. Leon Powell, 2010-12	62	7.4
6. Roderick Johnson, 1998-00	60	7.3
7. Derick Turner, 1985-87	65	6.7
8. Reggie Golson, 2002-05	53	6.5
9. Calvin Williams, 2007-09	50	6.4
10. Jermall Morgan, 1993-95	54	6.3

Assists

1. Lucas Nutt, 2009-14	610
2. Dwayne Rutherford, 1986-90	541
3. Michael Morris, 1984-88	478
4. Lucas Nutt, 2009-present	419
5. Dave Shipley, 1975-79	396
6. Jerry Freshwater, 1991-95	367
7. Joe Cagle, 1973-77	357
8. John Sanchez, 1976-80	327
9. Anthony Venson, 1980-84	321
10. Derek Winans, 2001-05	282

Steals

1. Michael Morris, 1984-88	191
2. Derek Winans, 2001-05	153
Dwayne Rutherford, 1986-90	153
4. William "Bud" Eley, 1995-99	135
5. Jerry Freshwater, 1991-95	121
6. Marland Smith, 2009-13	112
7. Dainmon Gonner, 2003-05	111
8. Paul Paradoski, 2004-07	110
9. Nino Johnson, 2011-15	100
10. Lucas Nutt, 2009-14	94

Blocks

1. Nino Johnson, 2011-15	184
2. William "Bud" Eley, 1995-99	156
3. Tyler Stone, 2011-14	124
4. Drew Demond, 1999-02	112
5. Leon Powell, 2010-12	92
6. Anthony Thomas, 1978-82	83
7. Reggie Golson, 2002-05	79
8. Calvin Williams, 2007-09	71
9. Malcomn Henry, 1985-90	60
10. James Barnes, 1990-92	58

Games Played

1. Malcomn Henry, 1985-90	148
2. Lucas Nutt, 2009-14	137
3. Dwayne Rutherford, 1986-90	129
4. Lawrence Wilson, 1986-90	128
5. Marland Smith, 2009-13	126



William "Bud" Eley

6. Michael Morris, 1984-88	122
7. Mike Lewis, 1987-91	121

Games Started

1. Lucas Nutt, 2009-14	106
2. Derek Winans, 2001-05	101
3. Marland Smith, 2009-13	98
4. Bud Eley, 1995-99	93
5. Tyler Stone, 2011-14	84
6. Terrick Willoughby, 2003-07	80
7. Nino Johnson, 2011-15	78

* - Southeast Missouri State University men's basketball Top-10 lists were generated with statistics dating back to 1968-69. Any cumulative statistical reports prior to that season were incomplete. Therefore, some individuals who played before 1968-69 may be excluded from certain statistical categories on these lists.



Southeast Missouri State REDHAWKS

Points

1. Otto Porter, 1980-81	677
2. Riley Ellis, 1985-86	667
3. Ronny Rankin, 1985-86	656
4. Ronny Rankin, 1984-85	621
5. Jarekious Bradley, 2013-14	608
6. Jewell Crawford, 1983-84	606
7. Devon Lake, 1992-93	603
8. Roy Booker, 2005-06	594
9. Tyler Stone, 2013-14	578
10. Riley Ellis, 1984-85	574
11. Kenard Moore, 2008-09	570
12. Dainmon Gonner, 2004-05	547
13. Derick Turner, 1986-87	545
14. Otto Porter, 1979-80	539
15. Cleo Conley, 1986-87	537
16. William "Bud" Eley, 1996-97	536
17. Ray Pugh, 1987-88	533
18. Tyler Stone, 2012-13	512
19. Jim Anderson, 1970-71	509
20. Terry Mead, 1981-82	503

Scoring Average

1. Otto Porter, 1979-80	27.0
2. Otto Porter, 1980-81	25.1
3. Fred Anderson, 1968-69	23.3
4. Jim Anderson, 1970-71	23.1
5. Jewell Crawford, 1983-84	22.4
6. Devon Lake, 1992-93	22.3
7. Roy Booker, 2005-06	22.0
8. Ronny Rankin, 1984-85	20.7
9. Ronny Rankin, 1985-86	20.5
10. Dainmon Gonner, 2004-05	20.3

Field Goals Made

1. Otto Porter, 1980-81	287
2. Ronny Rankin, 1985-86	252
3. Riley Ellis, 1985-86	250
4. Jewell Crawford, 1983-84	238
5. Ronny Rankin, 1984-85	231
6. Otto Porter, 1979-80	228
Riley Ellis, 1984-85	228
8. Tyler Stone, 2013-14	223
Cleo Conley, 1986-87	223
10. Derick Turner, 1986-87	221
Fred Anderson, 1968-69	221

Field Goals Attempted

1. Otto Porter, 1980-81	568
2. Ronny Rankin, 1985-86	524
3. Roy Booker, 2005-06	504
4. Riley Ellis, 1985-86	495
5. Fred Anderson, 1968-69	488
6. Kenard Moore, 2008-09	483
7. Otto Porter, 1979-80	476
Cleo Conley, 1986-87	476
9. Riley Ellis, 1984-85	460
10. Jarekious Bradley, 2013-14	438

Field Goal Percentage

(Minimum 75 FG Made)	FG-A	Pct.
1. Danny Dohogne, 1990-91	191-297	.643
2. Leon Powell, 2010-11	172-273	.630
3. Cornall Henderson, 1987-88	75-117	.641
Carl Nicholson, 1987-88	75-117	.641
5. Eddie Hart, 1985-86	119-186	.640
6. David Montgomery, 1997-98	141-227	.621
7. Roderick Johnson, 1999-00	163-270	.604
8. William "Bud" Eley, 1998-99	170-286	.594
9. Leon Powell, 2011-12	126-213	.592
10. John Sanchez, 1977-78	149-256	.582

3-Point Field Goals Made

1. Kenard Moore, 2008-09	97
2. Cory Johnson, 1997-98	95
3. Curtis Shelton, 1993-94	86
4. Corey Wilford, 2012-13	82
5. Kenard Moore, 2007-08	77
6. Jarekious Bradley, 2013-14	75
7. Roy Booker, 2005-06	73
8. Derek Winans, 2002-03	71
9. Cory Johnson, 1998-99	67
10. Isiah Jones, 2014-15	65

3-Point Field Goals Attempted

1. Kenard Moore, 2008-09	285
2. Roy Booker, 2005-06	233
3. Cory Johnson, 1997-98	219
4. Marland Smith, 2010-11	207
5. Jarekious Bradley, 2013-14	201
6. Kenard Moore, 2007-08	197
7. Corey Wilford, 2012-13	193
8. Curtis Shelton, 1993-94	190
9. Marland Smith, 2009-10	185
10. David Johnson, 2006-07	184



Dainmon Gonner

3-Point Field Goal Percentage

(Minimum 50 3FG Made)	3FG-A	Pct.
1. Amory Sanders, 2000-01	53-95	.558
2. Mike Lewis, 1989-90	64-130	.492
Mike Lewis, 1988-89	64-130	.492
4. Curtis Shelton, 1991-92	58-121	.479
5. Curtis Shelton, 1993-94	86-190	.453
6. Terrick Willoughby, 2006-07	51-116	.440
7. Cory Johnson, 1997-98	95-219	.434
8. Mark Johnson, 1994-95	55-128	.430
9. Marland Smith, 2012-13	63-147	.429
Brett Hale, 2002-03	54-126	.429

Free Throws Made

1. Carl Ritter, 1960-61	184
2. Riley Ellis, 1985-86	167
3. Roy Booker, 2005-06	165
4. Devon Lake, 1992-93	162
5. Ronny Rankin, 1984-85	159
6. Ronny Rankin, 1985-86	152
7. Jewell Crawford, 1983-84	130
Andrew Reed, 1971-72	130
9. Jermall Morgan, 1994-95	123
10. Riley Ellis, 1984-85	118
Michael Stokes, 2000-01	118

SINGLE-SEASON RANKINGS

Free Throws Attempted

1. Riley Ellis, 1985-86	259
2. William "Bud" Eley, 1996-97	217
3. Devon Lake, 1992-93	205
Leon Powell, 2010-11	205
5. Riley Ellis, 1984-85	203
6. Roy Booker, 2005-06	200
7. Jermall Morgan, 1994-95	199
8. Ronny Rankin, 1984-85	190
9. Jewell Crawford, 1983-84	183
10. Ronny Rankin, 1985-86	181

Free Throw Percentage

(Minimum 75 FT Made)	FT-A	Pct.
1. Curtis Shelton, 1993-94	94-106	.887
2. Jarekious Bradley, 2014-15	83-94	.883
3. Ronny Rankin, 1985-86	152-181	.840
4. Ronny Rankin, 1984-85	159-190	.837
5. Michael Stokes, 2000-01	118-143	.825
Roy Booker, 2005-06	165-200	.825
7. Lucas Nutt, 2010-11	96-117	.821
8. Lucas Nutt, 2013-14	80-98	.816
9. Devon Lake, 1990-91	92-113	.814
10. Steve Tappmeyer, 1978-79	81-100	.810



Leon Powell

Rebounds

1. Brandon Griffin, 2002-03	314
2. William "Bud" Eley, 1996-97	310
William "Bud" Eley, 1998-99	310
4. Riley Ellis, 1985-86	293
5. Nino Johnson, 2012-13	289
6. Tyler Stone, 2013-14	284
7. Derick Turner, 1986-87	282
8. Riley Ellis, 1984-85	275
9. Roderick Johnson, 1999-00	266
10. William "Bud" Eley, 1995-96	260

Rebounding Average

(Minimum 20 Games)	G	Avg.
1. William "Bud" Eley, 1998-99	29	10.7
2. Brandon Griffin, 2002-03	30	10.5
3. William "Bud" Eley, 1996-97	30	10.3
4. Thomas Thames, 1990-91	20	10.1
5. William "Bud" Eley, 1995-96	27	9.6
6. Tyler Stone, 2013-14	30	9.5
7. Derick Turner, 1986-87	31	9.1
8. Riley Ellis, 1985-86	33	8.9
9. Nino Johnson, 2012-13	33	8.8
Danny Dohogne, 1990-91	28	8.8

Assists

1. Dwayne Rutherford, 1988-89	200
2. Lucas Nutt, 2013-14	191
3. Kevin Roberts, 2002-03	179
4. Lucas Nutt, 2012-13	178
5. Jerry Freshwater, 1994-95	153
6. Dwayne Rutherford, 1987-88	143
7. Michael Morris, 1986-87	139
8. Michael Morris, 1985-86	136
9. Michael Morris, 1987-88	130
10. Michael Stokes, 1999-00	128

Steals

1. Dainmon Gonner, 2004-05	74
2. Dwayne Rutherford, 1988-89	71
3. Michael Morris, 1986-87	63
Michael Morris, 1987-88	63
5. William "Bud" Eley, 1996-97	58
Calvert White, 1996-97	58
7. Johnnie Coleman, 1990-91	57
8. Ernest Taylor, 1988-89	50
9. Cleo Conley, 1986-87	48
10. Kahn Cotton, 1997-98	47



Reggie Golson

Blocks

1. Nino Johnson, 2012-13	84
2. William "Bud" Eley, 1998-99	75
3. Nino Johnson, 2014-15	64
Reggie Golson, 2004-05	64
5. William "Bud" Eley, 1995-96	51
6. Leon Powell, 2010-11	50
7. Drew Demond, 2000-01	48
8. Tyler Stone, 2013-14	46
9. Anthony Thomas, 1981-82	45
10. Tyler Stone, 2012-13	44

Current Players in Red

* - Southeast Missouri State University men's basketball Top-10 lists were generated with statistics dating back to 1968-69. Any cumulative statistical reports prior to that season were incomplete. Therefore, some individuals who played before 1968-69 may be excluded from certain statistical categories on these lists.



Southeast Missouri State REDHAWKS

Southeast Missouri's OVC

Tournament Breakdown

Appearances (Years).....	14
(1997, 1998, 1999, 2000, 2001, 2002, 2003, 2005, . 2007, 2011, 2012, 2013, 2014, 2015)	
Record.....	10-13
Record at Municipal Auditorium.....	4-5
Titles.....	1 (2000)
First Appearance.....	1997
Last Appearance.....	2015
Last OVC Tournament Result	
Lost to #5 Morehead State, 79-74 on Mar. 4, 2015	
Championship Game Appearances.....	2
(1999, 2000)	

Southeast Missouri's OVC Tournament

Record As:

#2 Seed.....	5-1
#5 Seed.....	1-3
#6 Seed.....	3-5
#7 Seed.....	1-2
#8 Seed.....	0-2

Southeast Missouri's OVC Tournament

Record Versus:

#1 Seed.....	1-2
#2 Seed.....	0-2
#3 Seed.....	2-5
#4 Seed.....	0-3
#5 Seed.....	0-1
#6 Seed.....	3-0
#7 Seed.....	3-0
#8 Seed.....	1-0

Results of OVC Tournaments which Southeast Missouri Participated

1997 - Nashville, Tennessee

Gaylord Entertainment Center

First Round (at campus sites)

- #1 Austin Peay 106, #8 Morehead State 83
- #2 Murray State 76, #7 Tennessee State 63
- #3 Middle Tennessee 89, #6 Southeast Missouri 74
- #4 Tennessee Tech 83, #5 Eastern Illinois 81

Semifinals

- Austin Peay 70, Tennessee Tech 60
- Murray State 74, Middle Tennessee 48

Championship

- Murray State 88, Austin Peay 85^{OT}

1998 - Nashville, Tennessee

Gaylord Entertainment Center

First Round (at campus sites)

- #1 Murray State 84, #8 Tennessee Tech 63
- #7 Tennessee State 84, #2 Eastern Illinois 79
- #3 Middle Tennessee 61, #6 Eastern Kentucky 49
- #4 Austin Peay 76, #5 Southeast Missouri 46

Semifinals

- Murray State 81, Austin Peay 56
- Tennessee State 74, Middle Tennessee 70

Championship

- Murray State 92, Tennessee State 69

1999 - Nashville, Tennessee

Gaylord Entertainment Center

First Round (at campus sites)

- #1 Murray State 96, #8 Tennessee Tech 61
- #2 Southeast Missouri 78, #7 Eastern Illinois 57
- #3 Middle Tennessee 75, #6 Tennessee State 68
- #5 Morehead State 82, #4 Austin Peay 77

Semifinals

- Murray State 92, Morehead State 69
- Southeast Missouri 82, Middle Tennessee 74

Championship

- Murray State 62, Southeast Missouri 61

2000 - Nashville, Tennessee

Gaylord Entertainment Center

First Round (at campus sites)

- #1 Murray State 83, #8 Tennessee State 58
- #2 Southeast Missouri 76, #7 UT Martin 74
- #6 Middle Tennessee 87, #3 Tennessee Tech 70
- #4 Eastern Illinois 107, #5 Austin Peay 100^{20T}

Semifinals

- Murray State 89, Eastern Illinois 70
- Southeast Missouri 78, Middle Tennessee 60

Championship

- Southeast Missouri 67, Murray State 56

2001 - Nashville, Tennessee

Gaylord Entertainment Center

First Round (at campus sites)

- #1 Tennessee Tech 69, #8 UT Martin 58
- #2 Eastern Illinois 102, #7 Morehead State 80
- #3 Murray State 114, #6 Tennessee State 100
- #4 Austin Peay 72, #5 Southeast Missouri 70^{OT}

Semifinals

- Austin Peay 83, Tennessee Tech 63
- Eastern Illinois 97, Murray State 71

Championship

- Eastern Illinois 84, Austin Peay 83

2002 - Louisville, Kentucky

Kentucky International Convention Center

First Round (at campus sites)

- #1 Tennessee Tech 73, #8 Southeast Missouri 56
- #2 Morehead State 91, #7 Tennessee State 82
- #3 Murray State 103, #6 Eastern Illinois 56
- #4 Austin Peay 72, #5 UT Martin 69

Semifinals

- Tennessee Tech 86, Austin Peay 77
- Murray State 89, Morehead State 75

Championship

- Murray State 70, Tennessee Tech 69

2003 - Nashville, Tennessee

Gaylord Entertainment Center

First Round (at campus sites)

- #1 Austin Peay 83, #8 Eastern Kentucky 80
- #2 Morehead State 91, #7 Southeast Missouri 84
- #3 Tennessee Tech 76, #6 UT Martin 62
- #4 Murray State 74, #5 Eastern Illinois 63

Semifinals

- Austin Peay 59, Murray State 58^{OT}
- Tennessee Tech 88, Morehead State 71

Championship

- Austin Peay 63, Tennessee Tech 57

2005 - Nashville, Tennessee

Gaylord Entertainment Center

First Round (at campus sites)

- #1 Tennessee Tech 72, #8 Eastern Illinois 68
- #2 Eastern Kentucky 74, #7 Tennessee State 68
- #6 Southeast Missouri 61, #3 Murray State 58
- #5 Austin Peay 71, #4 Samford 60

Semifinals

- Austin Peay 67, Tennessee Tech 61
- Eastern Kentucky 69, Southeast Missouri 52

Championship

- Eastern Kentucky 52, Austin Peay 46

2007 - Nashville, Tennessee

Gaylord Entertainment Center

First Round (at campus sites)

- #1 Austin Peay 89, #8 Tennessee State 84^{OT}
- #2 Eastern Kentucky 63, #7 Morehead State 45
- #3 Tennessee Tech 88, #6 Southeast Missouri 60
- #5 Samford 70, #4 Murray State 60

Semifinals

- Austin Peay 65, Samford 55
- Eastern Kentucky 57, Tennessee Tech 54

Championship

- Eastern Kentucky 63, Austin Peay 62

2011 - Nashville, Tennessee

Municipal Auditorium

First Round

- #8 UT Martin 68, #5 Tennessee State 64
- #7 Southeast Missouri 65, #6 Eastern Kentucky 49

Quarterfinals

- #4 Tennessee Tech 83, UT Martin 59
- #3 Austin Peay 76, Southeast Missouri 60

Semifinals

- Tennessee Tech 64, #1 Murray State 59
- #2 Morehead State 68, Austin Peay 49

Championship

- Morehead State 80, Tennessee Tech 73

2012 - Nashville, Tennessee

Municipal Auditorium

First Round

- #5 Southeast Missouri 75, #8 Eastern Kentucky 65
- #7 Jacksonville State 75, #6 Austin Peay 70

OVC TOURNAMENT HISTORY

Quarterfinals

#4 Tennessee Tech 77, #5 Southeast Missouri 73
#3 Morehead State 68, #6 Jacksonville State 54

Semifinals

#1 Murray State 78, #4 Tennessee Tech 58
#2 Tennessee State 59, #3 Morehead State 52

Championship

#1 Murray State 54, #2 Tennessee St. 52

2013 - Nashville, Tennessee

Municipal Auditorium

First Round

#5 Morehead State 73, #8 UT Martin 66
#6 Southeast Missouri 78, #7 Eastern Illinois 68

Quarterfinals

#4 Tennessee State 88, #5 Morehead State 75
#3 Eastern Kentucky 84, #6 Southeast Missouri 69

Semifinals

#1 Belmont 82, #4 Tennessee State 73
#2 Murray State 81, #3 Eastern Kentucky 73

Championship

#1 Belmont 70, #2 Murray State 68

2014 - Nashville, Tennessee

Municipal Auditorium

First Round

#5 Tennessee Tech 74, #8 SIU Edwardsville 67
#6 Southeast Missouri 79, #7 Eastern Illinois 61

Quarterfinals

#4 Morehead State 76, #5 Tennessee Tech 61
#3 Eastern Kentucky 84, #6 Southeast Missouri 76

Semifinals

#1 Belmont 86, #4 Morehead State 63
#3 Eastern Kentucky 86, #2 Murray State 83

Championship

#3 Eastern Kentucky 79, #1 Belmont 73

2015 - Nashville, Tennessee

Municipal Auditorium

First Round

#5 Morehead State 79, #8 Southeast Missouri 74
#6 Eastern Illinois 78, #7 SIU Edwardsville 66

Quarterfinals

#5 Morehead State 76, #4 UT Martin 65
#3 Belmont 97, #6 Eastern Illinois 64

Semifinals

#1 Murray State 80, #5 Morehead State 77
#3 Bemont 53, #2 Eastern Kentucky 52

Championship

#3 Belmont 88, #1 Murray State 87

Southeast Missouri's NCAA Tournament

Breakdown

Appearances (Year)..... 1 (2000)

Record.....0-1

Result

Lost to LSU, 64-61, in First Round at
Salt Lake City, Utah

Year-by-Year

OVC Tournament Winners

1948-49	Western Kentucky
1949-50	Eastern Kentucky
1950-51	Murray State
1951-52	Western Kentucky
1952-53	Western Kentucky
1953-54	Western Kentucky
1954-55	Eastern Kentucky
1963-64	Murray State
1964-65	Western Kentucky
1965-66	Western Kentucky
1966-67	Tennessee Tech
1974-75	Middle Tennessee
1975-76	Western Kentucky
1976-77	Middle Tennessee
1977-78	Western Kentucky
1978-79	Eastern Kentucky
1979-80	Western Kentucky
1981-82	Middle Tennessee
1982-83	Morehead State
1983-84	Morehead State
1984-85	Middle Tennessee
1985-86	Akron
1986-87	Austin Peay
1987-88	Murray State
1988-89	Middle Tennessee
1989-90	Murray State
1990-91	Murray State
1991-92	Murray State
1992-93	Tennessee State
1993-94	Tennessee State
1994-95	Murray State
1995-96	Austin Peay
1996-97	Murray State
1997-98	Murray State
1998-99	Murray State
1999-00	Southeast Missouri
2000-01	Eastern Illinois
2001-02	Murray State
2002-03	Austin Peay
2003-04	Murray State
2004-05	Eastern Kentucky
2005-06	Murray State
2006-07	Eastern Kentucky
2007-08	Austin Peay
2008-09	Morehead State
2009-10	Murray State
2010-11	Morehead State
2011-12	Murray State
2012-13	Belmont
2013-14	Eastern Kentucky
2014-15	Belmont

Team Records in OVC Tournament

Akron (1978-87)	4-2
Austin Peay (1962-present).....	38-33
Belmont (2012-present).....	6-1
East Tennessee State (1957-78).....	3-6

Eastern Illinois (1996-present).....	6-12
Eastern Kentucky (1948-present).....	38-34
Evansville (1948-52).....	1-4
Jacksonville State (2003-present).....	2-4
Louisville (1948-50).....	2-1
Marshall (1949-52)	2-4
Middle Tennessee State (1952-00)	23-24
Morehead State (1948-present).....	31-41
Murray State (1948-present)	64-35
Samford (2003-08).....	3-5
Southeast Missouri (1991-present)	10-13
SIU Edwardsville (2012-present).....	0-2
Tennessee State (1986-present)	12-23
Tennessee Tech (1949-present).....	24-41
UT Martin (1992-present).....	2-9
Western Kentucky (1948-82)	34-7
Youngstown State (1980-88).....	3-5

Current OVC Members in Bold

All-Time Tournament Championship Breakdown

Murray State	15
Western Kentucky	10
Eastern Kentucky.....	6
Middle Tennessee.....	5
Austin Peay.....	4
Morehead State.....	4
Belmont.....	2
Tennessee State.....	2
Akron.....	1
Eastern Illinois.....	1
Southeast Missouri	1
Tennessee Tech.....	1

Southeast Missouri's OVC All-Tournament Selections

Mike Branson, F.....	1999
Bud Eley, C	1999
Mike Branson, F.....	2000
Roderick Johnson, F.....	2000

Southeast Missouri's OVC Tournament Records vs.

*Austin Peay (last played in 2011)	0-3
*Eastern Illinois (last played in 2014).....	3-0
*Eastern Kentucky (last played in 2014).....	2-3
Middle Tennessee (last played in 2000).....	2-1
*Morehead State (last played in 2003).....	0-2
*Murray State (last played in 2005).....	2-1
*Tennessee Tech (last played in 2012)	0-3
*UT Martin (last played in 2000)	1-0

* - Active OVC Members



Southeast Missouri State REDHAWKS

Team Records

Single-Game

Points	135	vs. Fort Leonard Wood (2/6/64); vs. McKendree (1/14/67)
Points in a Half	74	vs. Harris-Stowe (2/4/85)
Combined Points	237	vs. Austin Peay (1/29/08)
Field Goals	59	vs. McKendree (1/4/67); vs. Parks (11/24/86)
Field Goals Attempted	98	vs. Parks (11/24/86)
Field Goal Percentage	68.9 (59-of-88)	vs. McKendree (1/14/67)
Free Throws	40	vs. Christian Brothers (12/5/88)
Free Throws Attempted	50	vs. Christian Brothers (12/5/88)
Free Throw Percentage	1.00 (14-14)	vs. Missouri-Rolla (1/12/78)
	1.00 (10-10)	vs. Sacramento State (2/19/11)
3-Point Field Goals	20	at Austin Peay (2/28/13)
3-Point Field Goals Att.	40	vs. UT Martin (1/15/98)
3-Point Field Goal Pct.	1.00 (5-5)	vs. Southern Arkansas (11/21/87)
Rebounds	68	vs. Central Methodist (11/18/88)
Assists	33	vs. Missouri Baptist (11/19/90)
Blocked Shots	14	vs. Morehead State (1/4/99)
Largest Margin of Victory	+89	Southeast 127, Parks 38 (11/24/86)
Largest Margin of Defeat	-58	NW Missouri 74, Southeast 16 (2/1/29)

Single-Season

Points	2791	1985-86
Points Per Game	87.8	1990-91
Field Goals	1108	1985-86
Field Goals Attempted	2204	1985-86
Field Goal Percentage	51.9	1978-79
Free Throws	621	1960-61
Free Throws Attempted	856	1985-86
Free Throw Percentage	76.4 (428-of-560)	2001-02
3-Point Field Goals	256	2012-13
3-Point Field Goals Att.	644	2012-13
3-Point Field Goal Pct.	44.6	1988-89
Rebounds	1313	1985-86
Assists	544	1985-86; 1988-89
Blocked Shots	164	1999-00
Largest Margin of Victory	+15.7	1984-85
Most Victories	28	1987-88
Most Losses	27	2008-09

Miscellaneous

Longest Winning Streak	20 games	12/5/87-2/17/88
Longest Home Win Streak	28 games	11/29/85-1/7/87
Longest Losing Streak	21 games	12/23/08-11/18/09

Individual Records

Single-Game

Points	52	Kermit Meystedt, vs. McKendree, 1/14/67
Field Goals	24	Kermit Meystedt, vs. McKendree, 1/14/67
Field Goals Attempted	34	Kermit Meystedt, vs. McKendree, 1/14/67
Free Throws	18	Carl Ritter, vs. NW Missouri St, 12/30/60
Free Throws Attempted	22	Carl Ritter, vs. NW Missouri St, 12/30/60
3-Point Field Goals	9	3x, last by Marland Smith, vs. Eastern Illinois, 2/9/13
3-Point Field Goals Att.	19	Cory Johnson, vs. UT Martin, 1/15/98
Rebounds	29	Paul Ranson, vs. MacMurray, 12/8/61
Assists	13	2x, last by Kevin Roberts, vs. Morehead State, 2/6/03
Blocked Shots	10	"Bud" Eley, vs. Morehead, 1/4/99

Single-Season

Games Played	34	Michael Morris, Ray Pugh, Derick Turner, 1985-86
Points	677	Otto Porter, 1980-81
Field Goals	287	Otto Porter, 1980-81
Field Goals Attempted	568	Otto Porter, 1980-81
Field Goal Percentage	64.3 (191-297)	Danny Dohogne, 1990-91
Free Throws	184	Carl Ritter, 1960-61
Free Throws Attempted	259	Riley Ellis, 1985-86
Free Throw Percentage	88.7 (94-106)	Curtis Shelton, 1993-94
3-Point Field Goals	97	Kenard Moore, 2008-09
3-Point Field Goals Att.	285	Kenard Moore, 2008-09
3-Point Field Goal Pct.	55.8 (53-95)	Amory Sanders, 2000-01
Rebounds	314	Brandon Griffin, 2002-03
Assists	200	Dwayne Rutherford, 1988-89
Blocked Shots	84	Nino Johnson, 2012-13
Highest Scoring Average	27.0	Otto Porter, 1979-80
Highest Rebounding Avg.	10.7	"Bud" Eley, 1998-99

INDIVIDUAL & TEAM RECORDS, ANNUAL LEADERS

Points

Year	Player	G	Pts	Avg
1970-71	Jim Anderson	22	509	23.1
1971-72	Fred Johnson	24	403	16.7
1972-73	Larry Lawrence	23	342	14.9
1973-74	Larry Lawrence	24	410	17.1
1974-75	Steve Valli	26	402	15.4
1975-76	Dave Shipley	26	212	8.2
1976-77	Joe Cagle	26	429	16.5
1977-78	Steve Tappmeyer	26	424	16.5
1978-79	Desi Barmore	28	431	15.4
	Marcus Harvey			
1979-80	Otto Porter	20	539	27.0
1980-81	Otto Porter	27	677	25.1
1981-82	Terry Mead	30	503	16.8
1982-83	Terry Mead	30	453	15.1
1983-84	Jewell Crawford	27	606	22.4
1984-85	Ronny Rankin	30	621	20.6
1985-86	Ronny Rankin	32	656	20.5
1986-87	Derick Turner	31	545	17.6
1987-88	Ray Pugh	31	545	17.9
1988-89	Ray Pugh	27	482	17.9
1989-90	Earnest Taylor	27	491	18.1
1990-91	Danny Dohogne	28	487	17.4
1991-92	Curtis Shelton	28	410	15.2
1992-93	Devon Lake	28	332	11.9
1993-94	Curtis Shelton	27	410	15.2
1994-95	Jermall Morgan	27	436	17.2
1995-96	William "Bud" Eley	27	465	17.2
1996-97	William "Bud" Eley	30	536	17.9
1997-99	Cory Johnson	27	391	14.5
1998-99	William "Bud" Eley	29	445	15.3
1999-00	Roderick Johnson	31	437	14.1
2000-01	Michael Stokes	30	449	15.0
2001-02	Derek Winans	27	402	14.9
2002-03	Derek Winans	30	459	15.3
2003-04	Derek Winans	27	392	14.5
2004-05	Dainmon Gonner	27	446	16.5
2005-06	Roy Booker	27	594	22.0
2006-07	Brandon Foust	31	374	12.1
2007-08	Jaycen Herring	29	381	13.1
2008-09	Kenard Moore	30	570	19.0
2009-10	Marland Smith	30	325	10.8
2010-11	Leon Powell	32	452	14.1
2011-12	Tyler Stone	31	456	14.7
2012-13	Tyler Stone	33	512	15.5
2013-14	Tyler Stone	30	578	19.3
2014-15	Jarekious Bradley	26	421	16.2

Rebounds

Year	Player	G	Reb	Avg
1970-71	Andrew Reid	23	239	10.3
1971-72	Andrew Reid	24	269	11.2
1972-73	Larry Lawrence	23	213	9.1
1973-74	Arvin Haynes	24	202	8.4
1974-75	Steve Valli	25	183	7.1
1975-76	Russ Mothershead	26	112	4.3
1976-77	John Sanchez	26	200	7.7
1977-78	John Sanchez	26	265	10.2
1978-79	Desi Barmore	28	203	7.3
1979-80	Anthony Thomas	26	245	9.4
1980-81	Otto Porter	27	240	8.9
1981-82	Anthony Thomas	26	245	9.4
1982-83	Donnie McClinton	31	245	6.9
1983-84	Jewell Crawford	27	204	7.5
1984-85	Riley Ellis	32	275	8.6
1985-86	Riley Ellis	33	293	8.9
1986-87	Derick Turner	31	282	9.1
1987-88	Ray Pugh	31	207	6.7
1988-89	Malcomn Henry	32	213	6.7
1989-90	Thomas Thames	31	277	8.9
1990-91	Thomas Thames	20	201	10.1
1991-92	James Barnes	28	187	6.7
1992-93	Eelco Derks	27	143	5.3
1993-94	Jermall Morgan	27	151	5.6
1994-95	Jermall Morgan	27	188	7.0
1995-96	William "Bud" Eley	27	260	9.6
1996-97	William "Bud" Eley	20	310	10.3
1997-98	Calvert White	27	160	5.9
1998-99	William "Bud" Eley	29	310	10.7
1999-00	Roderick Johnson	31	266	8.6
2000-01	Emanuel McCuthison	30	149	5.0
2000-02	Tim Scheer	28	138	4.9
2002-03	Brandon Griffin	30	314	10.5
2003-04	Brandon Griffin	23	170	7.4
2004-05	Reggie Golson	29	211	7.3
2005-06	Waylon Francis	27	155	5.7
2006-07	Brandon Foust	31	174	5.6
2007-08	Calvin Williams	31	169	5.5
2008-09	LaMont Russell	30	183	6.1
2009-10	LaMont Russell	30	204	6.8
2010-11	Leon Powell	32	247	7.7
2011-12	Tyler Stone	31	227	7.3
2012-13	Nino Johnson	33	289	8.8
2013-14	Tyler Stone	30	284	9.5
2014-15	Nino Johnson	30	211	7.0

Assists

Year	Player	A
1972-73	Leonard Bishop	88
1973-74	Kevin Arand	83
1974-75	Joe Cagle	87
1975-76	Joe Cagle	127
1976-77	Joe Cagle	123
1977-78	Dave Shipley	112
1978-79	Dave Shipley	134
1979-80	John Sanchez	125
1980-81	Otto Porter	76
1981-82	Anthony Venson	101
1982-83	Lew Brookins	126
1983-84	Michael Poole	76
1984-85	Anthony Hall	120
1985-86	Michael Morris	136
1986-87	Michael Morris	139
1987-88	Dwayne Rutherford	143
1988-89	Dwayne Rutherford	200
1989-90	Dwayne Rutherford	121
1990-91	Johnnie Coleman	90
1991-92	Curtis Shelton	63
1992-93	Tony Wofford	83
1993-94	Jerry Freshwater	106
1994-95	Jerry Freshwater	153
1995-96	Allen Hatchett	85
1996-97	Allen Hatchett	89
1997-98	Kahn Cotton	104
1998-99	Kahn Cotton	83
1999-00	Michael Stokes	128
2000-01	Michael Stokes	144
2001-02	Derek Winans	80
2002-03	Kevin Roberts	179
2003-04	Mike Nelke/Brandon Griffin	75
2004-05	Paul Paradoski	81
2005-06	Paul Paradoski	119
2006-07	Roderick Pearson	68
2007-08	Roderick Pearson	82
2008-09	Jaycen Herring	77
2009-10	Sam Pearson	94
2010-11	Lucas Nutt	112
2011-12	Marcus Brister	103
2012-13	Lucas Nutt	178
2013-14	Lucas Nutt	191
2014-15	J.J. Thompson	78



Southeast Missouri State REDHAWKS

1991-92

Overall: 12-16 OVC: 5-9

Head Coach: Ron Shumate

Opponent		SE	OPP
at UW-Green Bay	L	54	82
at Wisconsin	L	71	82
Cleveland State	L	80	88
Nicholls State	W	76	73
Texas-Pan American	W	85	56
at Southern Utah	L	62	98
at Montana State	L	67	70
Lewis	W	80	56
at Texas-Pan American	W	70	68
at Arkansas-Little Rock	L	77	85 ^{OT}
Oakland City	W	84	69
Austin Peay*	W	79	76
UW-Milwaukee	L	71	83
at Middle Tennessee*	L	58	61
at Murray State*	L	76	86
Morehead State*	W	85	74
Eastern Kentucky*	W	76	74
at Tennessee State*	L	62	63
at Tennessee Tech*	L	51	84
at Austin Peay*	L	86	92 ^{OT}
Arkansas-Little Rock	W	80	78
Tennessee Tech*	L	78	88
Tennessee State*	W	76	66
at Eastern Kentucky*	L	69	83
at Morehead State*	L	80	84
Murray State*	W	80	75
Middle Tennessee*	L	76	87
at UW-Milwaukee	W	80	64

* - Denotes Ohio Valley Conference Game

1992-93

Overall: 16-11 OVC: 9-7

Head Coach: Ron Shumate

Opponent		SE	OPP
UW-Green Bay	W	67	65
Alcorn State	W	86	81
Arkansas State	W	71	69 ^{OT}
Montana State	W	72	56
Cincinnati	L	58	83
Central Michigan	W	74	61
Arkansas	L	72	96
at Evansville	L	68	92
at Chicago State	L	71	91
Oakland City	W	108	69
at Tennessee State*	L	70	95
at Austin Peay*	W	90	68
Murray State*	L	95	111
Southern Utah	W	91	74
Morehead State*	W	107	96
Eastern Kentucky*	W	79	63
at UT Martin*	L	89	90

Middle Tennessee*	W	80	69
Tennessee Tech*	W	79	74
at Murray State*	L	96	100
at Morehead State*	L	85	92
at Eastern Kentucky	L	65	86
Tennessee State*	W	94	77
Austin Peay*	W	77	64
UT Martin*	W	69	68
at Middle Tennessee*	W	67	63 ^{OT}
at Tennessee Tech*	L	99	113

* - Denotes Ohio Valley Conference Game

1993-94

Overall: 10-17 OVC: 5-11

Head Coach: Ron Shumate

Opponent		SE	OPP
Evansville	L	60	76
Southern California College	W	65	52
Troy State	W	119	113
Texas-Arlington	W	86	83
Chicago State	W	125	95
Samford	L	72	72
Prairie View A&M	W	100	63
Southern Illinois	L	54	82
Colorado State	L	72	104
Eastern Kentucky*	L	62	86
Morehead State*	L	72	85
Tennessee Tech*	W	87	77
Middle Tennessee*	W	99	77
Tennessee State*	L	83	94
UT Martin*	W	86	63
Tennessee State*	L	87	96
Austin Peay*	L	69	75
Murray State*	L	74	81
Morehead State*	L	80	94
Eastern Kentucky*	L	75	84
Tennessee Tech*	W	89	83
Middle Tennessee*	L	68	94
Murray State*	L	95	96
Missouri	L	61	83
UT Martin*	L	87	103
Austin Peay*	W	98	72
Memphis State	L	83	109

* - Denotes Ohio Valley Conference Game

1994-95

Overall: 13-14 OVC: 7-9

Head Coach: Ron Shumate

Opponent		SE	OPP
Drury College	W	90	79
Fairfield	W	82	75
Maine	W	92	78
at Missouri	L	77	84
at UW-Milwaukee	W	75	71
Southern Illinois	L	72	74
Colorado State	L	70	90
at Florida State	L	75	100
Oakland City College	W	90	76
Eastern Kentucky*	W	59	52
Morehead State*	L	72	74 ^{OT}
at Tennessee Tech*	L	58	97
at Middle Tennessee*	L	63	65
at Tennessee State*	L	80	83
at UT Martin*	W	61	59
Tennessee State*	W	66	64
Austin Peay*	L	63	79
Murray State*	L	79	83
at Morehead State*	L	49	80
at Eastern Kentucky*	L	66	71
Middle Tennessee*	W	78	63
Tennessee Tech*	W	89	73
at Murray State*	L	55	83
UT Martin*	W	75	66
at Austin Peay*	W	90	87 ^{OT}
UW-Milwaukee	W	98	90 ^{OT}
at South Florida	L	48	75

* - Denotes Ohio Valley Conference Game

1995-96

Overall: 8-19 OVC: 5-11

Head Coach: Ron Shumate

Opponent		SE	OPP
Oakland City	W	82	78
Troy State	W	109	91
Mississippi Valley State	L	80	84
at Fairfield	L	65	73
at Illinois	L	70	89
vs. San Jose State	W	55	48
at Southern Illinois	L	64	70
Oral Roberts	L	58	74
at Missouri	L	65	102
at Eastern Kentucky*	L	73	89
at Morehead State*	W	81	64
UT Martin*	W	71	61
at Middle Tennessee*	W	65	63
at Austin Peay*	L	69	82
Tennessee State*	L	70	82
Tennessee Tech*	W	81	78 ^{OT}
South Florida	L	41	67
at Murray State*	L	77	81

DIVISION I RESULTS

Morehead State*	W	76	74
Eastern Kentucky*	L	76	79
at UT Martin*	L	59	79
Austin Peay*	L	71	84
Middle Tennessee*	L	75	78
at Tennessee Tech*	L	69	102
at Tennessee State*	L	73	76
Murray State*	L	61	79
at Oral Roberts	L	69	85

* - Denotes Ohio Valley Conference Game

1996-97

Overall: 12-18 OVC: 9-9

Head Coach: Ron Shumate

Opponent		SE	OPP
vs. Norfolk State	W	68	63
vs. Samford	L	57	63
McKendree	L	59	72
at Oklahoma	L	52	83
at Louisiana Tech	W	69	65
Southern Illinois	L	68	78
at Missouri	L	50	64
Oakland City	W	87	57
vs. Cincinnati	L	57	80
vs. Old Dominion	L	61	74
vs. Fresno State	L	77	83
at Austin Peay*	L	85	96
at Tennessee State*	W	71	53
UT Martin*	W	82	72 ^{OT}
Eastern Kentucky*	W	70	68
Morehead State*	W	94	75
at Middle Tennessee*	W	78	76
at Tennessee Tech*	L	82	86
at Murray State*	L	75	77
Eastern Illinois*	L	61	65
Tennessee State*	W	78	75
Austin Peay*	W	73	72
Murray State*	L	75	86
at Morehead State*	L	80	83
at Eastern Kentucky*	L	76	84
Tennessee Tech*	W	78	65
Middle Tennessee*	W	85	76
at UT Martin*	L	62	92
at Eastern Illinois*	L	71	92

OVC Tournament

vs. Middle Tennessee	L	74	89
----------------------	---	----	----

* - Denotes Ohio Valley Conference Game

1997-98

Overall: 14-13 OVC: 10-8

Head Coach: Gary Garner

Opponent		SE	OPP
at Colorado	L	59	62
Central Methodist	W	94	78
Bradley	W	79	71
Oakland City	W	60	27
Tennessee State*	L	77	79 ^{OT}
Austin Peay*	W	73	61
at Southern Illinois	L	62	81
at Missouri	L	64	65
Truman State	W	79	65
at Louisville	L	69	91
at Morehead State*	W	64	61
at Eastern Kentucky*	L	79	82 ^{OT}
Tennessee Tech*	W	69	51
Middle Tennessee*	L	55	70
at Tennessee State*	W	60	59
at UT Martin*	L	82	91 ^{OT}
at Murray State*	L	66	101
Eastern Illinois*	L	78	81 ^{OT}
Morehead State*	W	99	79
Eastern Kentucky*	W	97	78
at Austin Peay*	W	81	57
at Tennessee Tech*	L	57	77
at Middle Tennessee*	W	85	76
UT Martin	W	87	61
Murray State*	L	71	82
at Eastern Illinois*	W	84	77 ^{OT}

OVC Tournament

vs. Austin Peay	L	46	76
-----------------	---	----	----

* - Denotes Ohio Valley Conference Game

1998-99

Overall: 20-9 OVC: 15-3

Head Coach: Gary Garner

Opponent		SE	OPP
SIU Edwardsville	W	78	35
at Bradley	L	47	49
Central Methodist	W	84	65
Louisiana Tech	L	72	84
at Austin Peay*	W	74	65
at Tennessee State*	W	70	49
at Arkansas State	W	76	75
Eastern Kentucky*	W	78	58
at Missouri State	L	56	67
Southern Illinois	L	49	70
at Oklahoma State	L	64	75
Morehead State*	W	71	69
Middle Tennessee*	W	73	63
at Tennessee Tech*	W	64	51
Austin Peay*	W	87	71
Murray State*	L	70	71
UT Martin*	W	84	75 ^{OT}

at Eastern Illinois*	W	81	70
at Morehead State*	W	72	60
Tennessee State*	W	61	54
Middle Tennessee*	W	69	55
Tennessee Tech*	L	62	68
at Murray State*	L	52	62
at UT Martin*	W	60	49
at Eastern Kentucky*	W	77	61
Eastern Illinois*	W	92	70

OVC Tournament

vs. Eastern Illinois	W	78	57
vs. Middle Tennessee	W	82	74
vs. Murray State	L	61	62

* - Denotes Ohio Valley Conference Game

1999-2000

Overall: 24-7 OVC: 14-4

Head Coach: Gary Garner

Opponent		SE	OPP
Western Carolina	W	93	69
Rockhurst	W	67	58
Montana	W	66	61
at Tennessee Tech*	W	84	79
Oakland City	W	79	45
vs. Montana	L	48	60
vs. Robert Morris	W	55	44
Arkansas State	W	74	71
at Bradley	W	65	60
at Southern Illinois	L	51	62
Tennessee State*	W	79	46
Austin Peay*	W	62	60
at Middle Tennessee*	W	79	46
at UT Martin*	L	66	75
at Murray State*	W	84	78
at Tennessee Tech*	W	61	50
Eastern Illinois*	W	77	66
Morehead State*	W	80	59
Eastern Kentucky*	W	77	65
at Tennessee State*	L	52	56
at Austin Peay*	L	64	67 ^{OT}
Middle Tennessee*	W	76	56
UT Martin*	W	80	68
at Murray State*	L	60	77
at Eastern Illinois*	W	72	71
at Morehead State*	W	74	58
at Eastern Kentucky*	W	65	48

OVC Tournament

vs. UT Martin	W	76	74
vs. Middle Tennessee	W	78	60
vs. Murray State	W	67	56

NCAA Tournament

vs. LSU	L	61	64
---------	---	----	----

* - Denotes Ohio Valley Conference Game



Southeast Missouri State REDHAWKS

2000-01

Overall: 18-12 OVC: 8-8

Head Coach: Gary Garner

Date	Opponent		SE	OPP
N17	Truman State	W	70	59
N21	Missouri-Rolla	W	87	63
N24	vs. Toledo	L	43	59
N25	vs. Robert Morris	W	78	53
N26	vs. Cleveland State	W	72	71
N29	at Mississippi Valley	L	77	83
D5	Southern Illinois	W	87	84
D9	Tennessee Tech*	L	68	70
D16	Missouri State*	W	73	71
D20	Campbell	W	81	54
D27	vs. Houston	L	64	69
D28	vs. Jackson State	W	72	63
J4	at Tennessee State*	W	88	57
J6	at Austin Peay*	L	60	80
J11	Murray State*	L	58	60
J13	UT Martin*	W	60	49
J20	at Eastern Illinois*	L	71	83
J22	at Morris Brown	W	82	63
J27	at Morehead State*	W	74	71
J29	at Eastern Kentucky*	W	65	59
F1	Austin Peay*	L	72	77
F3	Tennessee State*	L	94	96
F6	at Tennessee Tech*	L	69	79
F8	at Murray State*	L	54	65
F10	at UT Martin*	W	81	73
F14	Morris Brown	W	83	50
F17	Eastern Illinois*	W	75	73
F22	Eastern Kentucky*	W	81	70
F24	Morehead State*	W	63	61
OVC Tournament				
F27	vs. Austin Peay	L	70	72 ^{OT}

* - Denotes Ohio Valley Conference Game

2001-02

Overall: 6-22 OVC: 4-12

Head Coach: Gary Garner

Date	Opponent		SE	OPP
N16	Birmingham Southern	L	51	62
N24	at Missouri State	L	63	73
N27	Arkansas-Little Rock	L	74	83
D1	Western Illinois	L	58	71
D5	at Vanderbilt	L	71	76
D8	North Alabama	W	75	68
D15	at Saint Louis	L	62	88
D17	Mississippi Valley	L	70	82
D22	at Southern Illinois	L	80	92
D29	Lincoln University	W	77	68
J2	at Western Illinois	L	75	82
J5	at Eastern Illinois*	L	74	84
J7	Tennessee State*	L	82	94
J10	Eastern Kentucky*	W	95	75

J12	Morehead State*	L	53	59
J17	at UT Martin*	L	73	89
J19	at Murray State*	L	72	85
J24	Tennessee Tech*	L	62	75
J26	Austin Peay*	L	67	68
J31	at Tennessee State*	L	65	72
F2	at Tennessee Tech*	L	67	82
F7	at Morehead State*	L	75	91
F9	at Eastern Kentucky*	W	81	74
F14	UT Martin*	W	78	51
F16	Murray State*	L	86	92
F19	Eastern Illinois*	W	102	87
F23	at Austin Peay*	L	47	80
OVC Tournament				
F26	vs. Tennessee Tech	L	56	73

* - Denotes Ohio Valley Conference Game

2002-03

Overall: 11-19 OVC: 5-11

Head Coach: Gary Garner

Date	Opponent		SE	OPP
N22	at Arkansas State	L	71	83
N25	Central Methodist	W	82	63
N28	vs. UW-Milwaukee	W	89	75
N29	vs. Indiana State	L	55	68
D1	vs. Tulane	L	60	81
D4	Oakland City	W	88	66
D7	Southern Illinois	L	69	85
D14	at UMKC	W	66	58
D17	at Arkansas-Little Rock	L	56	83
D21	Missouri State	W	70	53
D29	at Creighton	L	70	93
J4	Eastern Illinois*	L	75	85
J9	at Eastern Kentucky*	W	93	77
J11	at Morehead State*	L	63	77
J16	UT Martin*	L	80	88 ^{OT}
J18	Murray State*	W	78	68
J21	at Western Illinois	L	75	84
J25	at Austin Peay*	L	49	62
J30	Tennessee State*	W	87	67
F1	Tennessee Tech*	W	75	71
F4	at Eastern Illinois*	L	73	85
F6	Morehead State*	L	69	79
F8	Eastern Kentucky*	L	75	79
F13	at UT Martin*	L	61	77
F15	at Murray State*	L	65	71
F18	Western Illinois	W	53	52
F22	Austin Peay*	L	56	63
F27	at Tennessee Tech*	L	73	89
M1	at Tennessee State*	W	89	82
OVC Tournament				
M4	vs. Morehead State	L	84	91

* - Denotes Ohio Valley Conference Game

2003-04

Overall: 11-16 OVC: 4-12

Head Coach: Gary Garner

Date	Opponent		SE	OPP
N21	UW-Green Bay	W	63	62
N24	Kentucky Christian	W	83	51
N29	at Montana	L	50	61
N30	UC-Santa Barbara	W	77	75
D3	at Southern Illinois	L	58	71
D6	UMKC	W	80	63
D9	at Arkansas	L	68	78
D13	Oakland City	W	79	67
D22	North Texas	W	75	68
D31	at DePaul	L	50	57
J3	IPFW	W	77	75
J8	Austin Peay*	L	48	52
J10	Tennessee Tech*	L	69	71
J13	at Eastern Illinois*	W	84	64
J15	Tennessee State*	W	81	75
J22	at Tennessee Tech*	L	73	74
J24	at Austin Peay*	L	52	54
J29	at Jacksonville State*	L	64	79
J31	at Samford*	L	58	70
F5	UT Martin*	W	89	78
F7	Murray State*	L	74	80
F10	Eastern Illinois*	L	85	89
F14	at Tennessee State*	L	86	90
F19	Eastern Kentucky*	L	81	85
F21	Morehead State*	W	80	77
F26	at Murray State*	L	63	76
F28	at UT Martin*	L	71	88

* - Denotes Ohio Valley Conference Game

2004-05

Overall: 15-14 OVC: 9-7

Head Coach: Gary Garner

Date	Opponent		SE	OPP
N19	at Bradley	L	81	85
N23	Rockhurst	W	81	64
N27	at UW-Green Bay	L	55	59
D1	at Western Kentucky	L	53	74
D4	South Dakota State	W	59	58
D9	Montana	L	66	69
D11	Central Methodist	W	83	77
D18	Southern Illinois	L	68	72
D22	at North Texas	L	62	69
D29	at Saint Louis	W	65	49
J1	Lincoln University	W	95	68
J6	at Austin Peay*	L	50	60
J8	at Tennessee Tech*	L	61	63
J11	Eastern Illinois*	W	79	60
J13	at Tennessee State*	L	101	105 ^{2OT}
J20	Tennessee Tech*	L	81	82
J22	Austin Peay*	W	65	52
J27	Jacksonville State*	W	84	65

DIVISION I RESULTS

J29	Samford*	W	72	65 ^{OT}
F3	at UT Martin*	W	75	68
F5	at Murray State*	W	61	58
F8	at Eastern Illinois*	W	88	79
F12	Tennessee State*	W	85	68
F17	at Eastern Kentucky*	L	72	83
F19	at Morehead State*	L	66	88
F24	Murray State*	L	57	61
F26	UT Martin*	W	72	52
OVC Tournament				
M1	vs. Murray State	W	61	58
M4	vs. Eastern Kentucky	L	52	69

* - Denotes Ohio Valley Conference Game

2005-06

Overall: 7-20 OVC: 4-16

Head Coach: Gary Garner

Date	Opponent		SE	OPP
N18	Truman State	W	59	56
N21	IPFW	L	64	65
N24	at South Dakota State	W	75	68
N27	at Nebraska	L	54	69
D3	at UT Martin	L	60	72
D8	Tennessee State*	W	70	69
D10	Tennessee Tech*	L	65	79
D16	Central Methodist	W	81	49
D19	at Samford*	L	53	68
D21	at Jacksonville State*	L	72	82
D28	at Illinois	L	64	89
J2	Eastern Kentucky*	W	62	62
J5	at Eastern Illinois*	W	72	60
J7	at Murray State*	L	69	81
J14	Austin Peay*	L	56	63
J19	at Tennessee State*	L	63	68
J21	at Tennessee Tech*	L	76	87
J26	Morehead State*	L	55	60
J28	Murray State*	L	69	76
J30	at Austin Peay*	L	62	73
F4	UT Martin*	L	55	66
F9	at Morehead State*	L	59	62
F11	at Eastern Kentucky*	L	51	80
F15	Eastern Illinois*	L	49	60
F18	UC-Riverside #	L	61	69
F23	Samford*	W	63	52
F25	Jacksonville State*	L	67	80

* - Denotes Ohio Valley Conference Game

- ESPN BracketBuster

2006-07

Overall: 11-20 OVC: 9-11

Head Coach: Scott Edgar

Date	Opponent		SE	OPP
N10	at Arkansas	L	52	92
N17	at Drake	L	51	78
N18	at Centenary	L	51	83
N19	at Alaska-Fairbanks	W	69	66
N24	vs. UC-Riverside	W	78	75
N27	at Evansville	L	45	65
N29	IPFW	L	65	84
D2	UT Martin*	W	81	79
D7	at Tennessee State*	L	72	75
D9	at Tennessee Tech*	L	76	91
D17	Jacksonville State*	L	67	70
D19	Samford*	L	64	65
D23	at Iowa State	L	71	87
D30	at Purdue	L	65	102
J2	at Eastern Kentucky*	W	88	74
J4	Eastern Illinois*	W	80	65
J8	at Murray State*	W	96	85
J13	at Austin Peay*	L	67	68
J18	Tennessee State*	W	92	78
J20	Tennessee Tech*	L	80	87
J24	at Morehead State*	W	61	59
J27	Murray State*	L	67	85
J29	Austin Peay*	L	73	75
F3	at UT Martin*	W	73	69
F8	Morehead State*	W	81	78
F10	Eastern Kentucky*	L	61	66
F13	at Eastern Illinois*	L	69	77
F17	Louisiana Tech #	L	56	72
F22	at Samford*	W	70	67
F24	at Jacksonville State*	L	72	78
OVC Tournament				
F27	at Tennessee Tech	L	60	88

* - Denotes Ohio Valley Conference Game

- ESPN BracketBuster

2007-08

Overall: 1-19 OVC: 1-13

Head Coach: Scott Edgar

Date	Opponent		SE	OPP
N10	at Xavier	L	59	90
N14	at Illinois State	L	71	90
N16	Culver-Stockton	W^	87	76
N20	Evansville	W^	87	77
N23	vs. Coppin State	L	99	102 ^{20T}
N24	vs. Longwood	W^	82	78
N28	at Louisiana Tech	W^	59	54
D1	at Bradley	L	72	90
D6	Tennessee State*	W^	102	95
D8	Tennessee Tech*	W^	84	74
D18	at Samford*	W^	63	62
D20	at Jacksonville State*	W^	81	80

D22	at Tulsa	L	51	89
D30	Central Methodist	W^	76	63
J2	Eastern Kentucky*	W^	66	55
J5	at Eastern Illinois*	W^	82	71
J7	Murray State*	L	51	79
J12	at Austin Peay*	L	82	85
J17	at Tennessee State*	L	75	87
J19	at Tennessee Tech*	L	76	93
J24	Morehead State*	L	78	82
J26	at Murray State*	L	85	86
J29	Austin Peay*	W	121	116 ^{30T}
F2	UT Martin*	L	71	90
F7	at Morehead State*	L	63	75
F9	at Eastern Kentucky*	L	69	80 ^{OT}
F14	Eastern Illinois*	L	70	90
F16	at UT Martin*	L	85	98
F23	at Eastern Michigan #	L	82	86
F28	Samford*	L	62	68
M1	Jacksonville State*	L	83	86

* - Denotes Ohio Valley Conference Game

- ESPN BracketBuster

^ - Indicates wins which were vacated

2008-09

Overall: 3-27 OVC: 0-18

Head Coach: Scott Edgar/Zac Roman

Date	Opponent		SE	OPP
N14	at New Mexico	L	59	102
N16	at Kansas State	L	68	88
N21	Culver-Stockton	W	89	50
N25	at Iowa	L	41	75
N28	vs. Longwood	W	81	77
N29	vs. Oakland	L	63	81
D4	Austin Peay*	L	67	91
D6	Tennessee State*	L	72	83
D10	at Western Illinois	L	66	71
D14	at Bradley	L	62	75
D21	Western Illinois	W	64	63
D23	at Arkansas State	L	67	86

Zac Roman served as the Redhawks head coach for the last 18 games of the season.

D31	SIU Edwardsville	L	69	70
J3	at Tennessee Tech*	L	76	103
J5	at Jacksonville State*	L	66	71
J10	Eastern Illinois*	L	63	83
J12	UT Martin*	L	67	81
J15	Morehead State*	L	67	73
J17	Eastern Kentucky*	L	71	74
J22	at UT Martin*	L	73	86
J24	at Murray State*	L	55	80
J29	Jacksonville State*	L	68	78
J31	Tennessee Tech*	L	75	91
F7	at Eastern Illinois*	L	62	70
F12	at Eastern Kentucky*	L	64	84
F14	at Morehead State*	L	67	79



Southeast Missouri State REDHAWKS

F17	Murray State*	L	60	79
F21	Northern Illinois #	L	73	97
F26	at Tennessee State*	L	82	87
F28	at Austin Peay*	L	78	88

* - Denotes Ohio Valley Conference Game

- ESPN BracketBuster

2009-10

Overall: 7-23 OVC: 3-15

Head Coach: Dickey Nutt

Date	Opponent		SE	OPP
N14	at Saint Louis	L	41	59
N18	Arkansas State	L	49	73
N22	at Northern Illinois	W	70	64 ^{OT}
N24	Eastern Michigan	L	76	86
N27	vs. St. Bonaventure	L	44	67
N28	at Illinois State	L	53	93
N29	vs. Norfolk State	W	75	54
D3	at Austin Peay*	L	71	76 ^{OT}
D5	at Tennessee State*	W	74	66
D9	Southern Illinois	L	65	86
D12	Williams Baptist	W	116	60
D22	at Memphis	L	57	87
J2	Tennessee Tech*	L	73	82
J4	Jacksonville State*	W	78	66
J9	at Eastern Illinois*	L	68	88
J14	at Morehead State*	L	40	80
J16	at Eastern Kentucky*	L	63	79
J21	UT Martin*	W	77	63
J23	Murray State*	L	61	80
J28	at Jacksonville State*	L	55	58
J30	at Tennessee Tech*	L	68	82
F2	SIU Edwardsville	W	68	49
F6	Eastern Illinois*	L	49	75
F9	at UT Martin*	L	70	73
F11	Eastern Kentucky*	L	56	59
F13	Morehead State*	L	54	73
F16	at Murray State*	L	68	80
F20	at Miami (Ohio) #	L	53	69
F25	Tennessee State*	L	67	74
F27	Austin Peay*	L	68	71 ^{OT}

* - Denotes Ohio Valley Conference Game

- ESPN BracketBuster

2010-11

Overall: 10-22 OVC: 6-12

Head Coach: Dickey Nutt

Date	Opponent		SE	OPP
N13	at UAB	L	56	78
N16	at Florida Gulf Coast	L	78	89
N20	at UMKC	L	62	70
N22	Grambling State	L	76	77 ^{OT}
N24	at Arkansas	L	56	66
N27	Arkansas State	L	50	56
D2	Austin Peay*	L	60	78
D4	Tennessee State*	L	67	77
D6	at Iowa State	L	58	85
D8	at Southern Illinois	L	68	83
D11	Hannibal-Lagrange	W	101	52
D19	at Jacksonville State*	W	76	67
D21	at Tennessee Tech*	W	77	75
D29	at SMU	L	59	71
J3	UT Martin*	W	82	75
J8	Eastern Illinois*	W	78	75
J13	Morehead State*	L	63	76
J15	Eastern Kentucky*	L	52	64
J20	at UT Martin*	L	69	79
J22	at Murray State*	L	58	96
J27	Jacksonville State*	L	56	65 ^{OT}
J29	Tennessee Tech*	L	86	93
F5	at Eastern Illinois*	W	70	64
F7	at SIUE	W	83	63
F10	at Eastern Kentucky*	L	64	77
F12	at Morehead State*	L	52	64
F16	Murray State*	W	64	57
F19	Sacramento State #	W	67	52
F24	at Tennessee State*	L	52	57
F26	at Austin Peay*	L	52	75

OVC Tournament

M2	Eastern Kentucky	W	65	49
M3	Austin Peay	L	60	76

* - Denotes Ohio Valley Conference Game

- ESPN BracketBuster

2011-12

Overall: 15-16 OVC: 9-7

Head Coach: Dickey Nutt

Date	Opponent		SE	OPP
N11	at #25 Missouri	L	68	83
N14	Harris-Stowe	W	95	60
N16	at Bradley	L	65	66
N20	at Oregon	L	61	86
N23	Hannibal-LaGrange	W	82	72
N26	Miami (Ohio)	W	64	57
N29	at Arkansas State	L	63	79
D3	Southeastern Louisiana	W	63	61 ^{OT}
D5	at Central Arkansas	L	72	88
D10	UMKC	L	69	74
D19	SMU	L	65	84

D22	at Sacramento State	W	77	76
D28	Morehead State*	W	67	51
J2	Jacksonville State*	W	74	56
J5	at UT Martin*	W	73	71
J7	at Eastern Kentucky*	L	59	63
J12	SIU Edwardsville*	W	85	68
J14	Eastern Illinois*	W	80	73
J21	at Tennessee Tech*	L	62	77
J26	Austin Peay*	W	65	60
J30	at Eastern Illinois*	W	74	53
F2	at #9 Murray State*	L	73	81
F4	Tennessee State*	L	72	75
F9	UT Martin*	W	86	56
F11	at SIU Edwardsville*	W	85	72
F15	#14 Murray State*	L	66	75
F18	at McNeese State #	L	61	74
F23	at Jacksonville State*	L	59	69
F25	at Austin Peay*	L	59	68

OVC Tournament

F29	Eastern Kentucky	W	75	65
M1	Tennessee Tech	L	73	77

* - Denotes Ohio Valley Conference Game

- ESPN BracketBuster

2012-13

Overall: 17-16 OVC: 8-8

Head Coach: Dickey Nutt

Date	Opponent		SE	OPP
N9	at #7 Kansas \$	L	55	74
N12	Lyon College	W	89	61
N15	McNeese State	W	64	53
N18	at Chattanooga \$	W	77	65
N19	vs. Louisiana Tech \$	L	63	67
N20	vs. Troy \$	L	56	59
N24	at Illinois-Chicago	L	45	56
N26	Hannibal-LaGrange	W	96	55
N29	at New Orleans	W	83	67
D1	at Southeastern La.	W	61	58
D4	at #11 Missouri	L	65	81
D8	Central Arkansas	L	85	88
D19	New Orleans	W	94	71
D22	at UMKC	W	66	65
D29	UT Martin*	W	65	60
J3	Austin Peay*	W	86	84
J5	Murray State*	L	66	74
J10	at Belmont*	L	72	107
J12	at Tennessee State*	L	69	81
J17	Morehead State*	L	59	75
J19	Tennessee Tech*	W	74	62
J24	at SIU Edwardsville*	L	77	80
J26	at Eastern Illinois*	L	72	78 ^{OT}
F2	Eastern Kentucky*	L	72	81
F7	SIU Edwardsville*	W	76	67
F9	Eastern Illinois*	W	77	64
F16	at UT Martin*	W	96	74

DIVISION I RESULTS

F20	at Jacksonville State*	L	65	67
F23	Ball State #	L	82	85
F28	at Austin Peay*	W	108	81
M2	at Murray State*	W	84	68

OVC Tournament

M6	vs. Eastern Illinois	W	78	68
M7	vs. Eastern Kentucky	L	69	84

\$ - CBE Classic

* - Denotes Ohio Valley Conference Game

- ESPN BracketBuster

2013-14

Overall: 18-14 OVC: 8-8

Head Coach: Dickey Nutt

Date	Opponent		SE	OPP
N8	at Saint Louis	L	64	87
N11	Central Baptist	W	118	56
N16	at IUPUI	W	76	68
N18	at Ball State	L	83	87
N22	Mid-Continent	W	109	64
N29	vs. Northern Kentucky \$	W	79	65
N30	vs. Tulane \$	W	102	72
D1	vs. Texas State \$	W	82	74
D7	at Southeastern La.	W	74	73
D14	Illinois-Chicago	L	69	75
D21	at Memphis	L	65	77
D23	IUPUI	W	83	79 ^{OT}
D29	at Missouri State	L	78	81
J2	at Murray State*	L	75	82
J4	at Austin Peay*	L	74	80
J9	Belmont*	L	94	107
J11	Tennessee State*	W	102	94
J16	at Morehead State*	L	67	80
J18	at Tennessee Tech*	W	83	74
J23	SIU Edwardsville*	W	82	78
J25	Eastern Illinois*	L	74	77
J29	UMKC	W	91	81
F1	at Eastern Kentucky*	L	78	79
F6	at SIU Edwardsville*	L	88	93 ^{OT}
F8	at Eastern Illinois*	W	74	68
F12	UT Martin*	L	70	79
F20	Jacksonville State*	W	87	70
F22	at UT Martin*	W	77	74
F27	Austin Peay*	W	83	80
M1	Murray State*	W	118	115 ^{2OT}
OVC Tournament				
M5	vs. Eastern Illinois	W	79	61
M6	vs. Eastern Kentucky	L	76	84

\$ - Cure UCD Classic -- Puerto Vallarta, Mexico

* - Denotes Ohio Valley Conference Game

2014-15

Overall: 13-17 OVC: 7-9

Head Coach: Dickey Nutt

Date	Opponent		SE	OPP
N14	at Loyola Marymount \$	L	66	76
N15	vs. San Diego \$	L	56	67
N18	Hannibal-LaGrange	W	86	49
N22	at Central Arkansas	W	74	68
N25	at Bowling Green	L	54	62
N29	Alabama A&M	W	85	51
D2	at Missouri	L	61	65
D6	Southeastern La.	W	63	59
D10	Southern Illinois	W	55	54
D13	Missouri State	L	61	73
D20	at Arkansas #	L	67	84
D22	at Ole Miss &	L	51	82
D28	Harris-Stowe	W	94	66
J1	at Belmont*	L	77	78
J3	at Tennessee State*	W	77	62
J8	Morehead State*	L	57	70
J10	Eastern Kentucky*	L	55	68
J14	at Jacksonville State*	W	69	52
J17	Tennessee Tech*	W	65	61
J24	at UT Martin*	L	53	70
J29	SIU Edwardsville*	L	61	75
J31	at Austin Peay*	W	70	64
F5	at Murray State*	L	72	82
F7	Eastern Illinois*	W	68	64
F12	UT Martin*	W	98	76
F14	Murray State*	L	92	94 ^{OT}
F19	at SIU Edwardsville*	L	72	75
F22	at Eastern Illinois*	L	65	73
F28	Austin Peay*	W	89	65
OVC Tournament				
M4	vs. Morehead State	L	74	79

\$ - LMU Classic -- Los Angeles, Calif.

- Game played at Verizon Arena in Little Rock, Ark.

& - Jack Jones Classic -- Southaven, Miss.

* - Denotes Ohio Valley Conference Game



Southeast Missouri State REDHAWKS

Name	Letters	Years	John Boggio	2	2002-04	Ladarius Coleman	1	2014-15	Colin Ferguson	1	2012-13
Fred Abraham	2	1998-00	Luther Bonds	2	1992-94	Cleo Conley	2	1986-88	Walter Ford	4	1928-32
Hayes Adams	3	1935-39	Roy Booker	1	2005-06	Curtis Conyears	1	1980-81	Danny Foster	1	1978-79
Jeff Adams	1	1979-80	John Boos	1	1971-72	Paul Copeland	4	1952-56	Ken Foster	1	1953-54
Paul Adams	1	1953-54	Neal Botsch	1	1967-68	Barry Copelin	1	1977-78	Brandon Foust	2	2006-08
Aaron Adeoye	1	2014-15	John Boyd	2	1966-68	Vernon Cornego	2	1972-74	Waylon Francis	2	2004-06
Tony Agosti	2	1938-40	John Bradford	2	1950-52	Kahn Cotton	2	1997-99	Jerry Freshwater	4	1991-95
Anthony Allison	2	2009-11	Jarekious Bradley	2	2013-15	C.A. Cox	1	1948-49	Brent Fraeuf	2	1976-78
Fred Anderson	2	1968-70	Claude Bragg	4	1928-32	Floyd Cox	3	1957-60	Bill Funkhouser	1	1958-59
Jim Anderson	2	1970-72	Roscoe Branch	2	1939-41	Adam Crader	3	2001-04	Jonathon Gaines	2	1990-92
Rolla Anderson	2	1941-43	Mike Branson	2	1998-00	Mike Crain	2	1992-94	Denny Gamon	2	1962-64
Chris Arand	4	1981-85	Brandon Braswell	2	1989-91	Jewel Crawford	4	1980-84	Nolan Goulding	1	1960-61
Kevin Arand	2	1972-74	Larry Briggs	4	1967-71	Erwin Crecelius	1	1920-21	Milton Gehrs	3	1926-30
Paul Arand	2	1978-80	Harold Brinkopf	2	1948-50	Wayne Crippen	3	1956-59	Bill George	4	1953-57
Ron Armstrong	2	1984-86	James Brinkopf	2	1944-46	Reginald Crisp	2	1995-97	Bill Giessing	4	1959-63
Jim Baker	3	1972-75	Leon Brinkopf	1	1944-45	Grover Crites	2	1936-38	Gary Gilbert	4	1951-55
Mark Baker	2	1973-75	Marcus Brister	2	2010-12	Cliff Cromer	2	1944-46	Bill Cohen	2	1941-43
Bob Ballenger	3	1954-57	Randy Brock	1	1983-84	Nate Crowden	2	1978-80	George Godwin	4	1934-38
Elmer Balzer	3	1952-55	Lew Brookins	2	1981-83	Lyman Dole	1	1926-27	Reggie Golson	2	2003-05
Rae-Vonn Banks	1	2009-10	Keith Brooks	3	1989-94	Tim Daughtery	4	1921-26	Robert Goodwin	3	1947-50
Desi Barmore	1	1978-79	Erwin Brown	1	1977-78	Charles Davenport	4	1965-69	Dainmon Gonner	2	2003-05
James Barnes	2	1990-92	Byron Bruffee	2	1956-58	Eugene Dawson	1	1949-50	Monte Gordon	2	2001-02
Alan Barnett	2	1981-83	Dante Bryant	1	1996-97	Jerome Days	2	1994-96	Dennis Govro	1	1921-22
Cary Barks	1	1976-77	Harold Buckhorn	1	1950-51	Drew DeMond	3	2001-02	Bill Graham	2	1954-56
Rae-Vonn Banks	1	2010-11	Hartford Buckminster	2	1925-27	Kip Denkins	2	1986-88	Twyman Grant	1	1923-24
Wally Barrows	1	1953-54	Brian Bunche	2	1998-00	Bill DePriest	1	1969-70	Cole Grapperhaus	1	2002-03
Ray Bartle	2	1978-80	John Burford	1	1920-21	Eelco Derks	4	1989-93	Darrian Gray	2	2013-15
Bob Basola	2	1963-65	Roscoe Burgess	3	1927-30	Don Deleting	2	1955-57	Ron Gray	3	1958-61
Roland Bassett	2	1975-77	Bob Burns	1	1945-46	Russell Devore	4	1929-33	Weldon Gray	1	1948-49
Alex Beason	1	1991-92	Don Burt	1	1943-44	Danny Dohogne	2	1989-91	Bill Green	1	1974-75
Jack Becker	1	1964-65	Cameron Butler	2	2009-11	Glen Doughty	1	1975-76	Brent Gregston	2	1970-72
Jack Behrens	3	1940-43	Joe Cagle	4	1973-77	Roger Drake	2	1967-69	Brandon Griffin	2	2002-04
Bill Bekebrede	2	1964-66	Don Call	2	1969-71	Jimmy Drew	2	2006-08	Ken Grindstaff	1	1953-54
Ryan Belcher	1	2004-05	Jamaal Calvin	2	2013-15	Tom Drexler	2	1963-65	Mike Gross	4	1960-65
Jim Belobraydic	2	1950-52	George Camp	1	1960-61	Delray Drury	1	1969-70	R.C. Grossheider	2	1966-68
Sam Below	2	1961-63	Dan Campbell	1	1945-46	Ken Dyson	1	1960-61	Ketshner Guerrier	2	2004-06
Farrell Benefiel	2	1947-49	James Campbell	2	1980-82	John Economos	2	1995-97	Carrel Gunnell	1	1940-41
Mark Bentlage	2	1975-78	Jacob Carey	1	1978-79	Cecil Edmondson	1	1921-21	Eddie Gunns	1	1991-92
Clarence Bergman	3	1928-31	Jim Carter	2	1964-66	Chris Edwards	4	1983-87	Charles Haas	1	1956-57
Joe Bertling	1	1951-52	Randy Carter	3	1973-76	Rich Eichhorst	4	1952-56	Bob Hagedorn	1	1958-59
Charlie Bertrand	4	1964-68	Chris Chambers	2	1994-96	William "Bud" Eley	4	1995-99	Brett Hale	4	2001-05
Mark Beussink	2	1975-77	Joseph Chavez	1	1944-45	Riley Ellis	2	1984-86	Weldon Hager	3	1943-48
Carl Bidewell	3	1940-43	Antonius Cleveland	2	2013-15	Bill Engleman	2	1950-52	Paul Hale	2	1971-73
Burl Billington	1	1938-39	Percy Clippard	3	1949-52	Ray Estes	4	1949-53	Anthony Hall	2	1984-86
Leonard Bishop	2	1972-74	Kirt Cochran	2	1984-86	Gary Evans	1	1958-59	Phillip Hall	1	1944-45
Bruce Bisset	1	1932-33	Bob Coffey	2	1948-50	Ron Evans	1	1982-83	Paul Haman	4	1939-46
Paul Blain	2	1959-61	Johnnie Coleman	3	1988-91	John Everette	1	1990-91	Rich Hantak	1	1983-84

ALL-TIME LETTERMEN

C. P. Harris	3	1922-25	Don Johnson	1	1977-79	Josh Langford	2	2013-15	William McGheehon	4	1945-49
Darryl Harris	3	1981-89	Fred Johnson	1	1971-72	Charles LaPierre	3	1930-34	Harold McLaughlin	1	1947-48
Mort Harris	3	1926-29	Kenny Johnson	1	2001-02	Mitchell Launius	1	1945-46	Gary McLeod	1	1957-58
Eddie Hart	2	1981-85	Mark Johnson	2	1993-95	Larry Lawrence	2	1972-74	Alvin McRaven	2	1944-47
Marcus Harvey	1	1972-73	Nino Johnson	4	2011-15	Archie Lawson	2	1986-88	Paul McRoberts	1	2013-14
Allen Hatchett	2	1995-97	Roderick Johnson	2	1998-00	Mark Lewis	2	1983-85	Terry Mead	2	1981-83
Jim Haug	2	1984-86	A.J. Jones	1	2012-13	Mike Lewis	4	1987-91	Ray Meton	1	1942-43
Arvin Haynes	2	1977-79	Bijon Jones	1	2008-09	Joe Loewe	1	1953-54	John Merrick	2	1967-69
Les Hemmer	2	1962-64	Calvin Jones	2	1988-90	Jim Logan	2	1979-81	Robert Merrick	4	1946-50
Damarcus Hence	4	2001-04	Eric Jones	1	2005-06	Jim Long	1	1969-70	Don Metz	3	1967-70
Cornall Henderson	4	1972-76	Isiah Jones	1	2014-15	Ken Long	1	1956-58	Jim Meyer	1	1963-64
Ted Henderson	1	1987-88	J.T. Jones	1	2014-15	John Lorberg	1	1957-58	Louis Meyer	4	1921-25
Malcolm Henry	4	1985-89	Nyah Jones	2	1999-01	Mike Lerch	1	1960-61	Paul Meyer	3	1956-59
Ralph Henson	3	1985-88	Rob Jones	1	1990-91	Ralph Lowry	1	1944-45	Kermit Meystedt	3	1964-67
Charles Herbert	3	1985-88	Rolin Jones	3	1932-35	Kenneth Luke	2	1936-38	Iverson Mitchei	2	1923-25
Jaycen Herring	1	2008-09	Sam Jones	1	1932-33	Joe Luker	1	1960-61	Dwayne Miles	2	1956-58
Ron Hextell	1	1965-66	Tony Jones	2	1983-85	Bob Lutsch	1	1961-62	LaQuentin Miles	1	2009-10
Gene Hill	2	1964-66	Waylan Jones	2	2010-12	Richard Lyte	1	1996-97	Bob Miller	4	1960-64
Jim Hill	1	1980-81	Bill Jordan	4	1960-64	Doyle Mabury	4	1955-59	Dennis Miller	1	1925-26
Johnny Hill	4	2006-10	Kenny Jordan	2	1979-81	William Mahew	2	1925-27	Jack Miller	1	1921-22
Sam Hill	2	1972-74	Perry Kegly	2	1959-61	Bob Manns	2	1950-52	John Miller	1	1969-70
James Hines	2	1949-51	Quinton Kellar	2	1994-47	Rod Mansker	1	1957-58	Dan Milligan	4	1965-69
Willard Hobbs	2	1929-31	Lakeo Keller	2	1996-98	Dennis Maritz	4	1970-74	Don Mirth	2	1956-58
Floyd Hodge	1	1960-61	Coultas Kemp	1	1927-28	Kevin Marquardt	2	1978-80	Tom Mitchel	2	1974-76
Paul Holifield	1	1960-61	Joe Kersting	1	1951-52	Gerald Martin	1	1960-61	Bob Mize	2	1947-49
Will Holifield	1	2013-14	Arthur Kiehne	4	1923-27	Fred Masteller	2	1933-35	Nick Momot	1	1949-50
Anthony Holt	1	1994-95	Edwin Kiehne	2	1921-25	Guy Matthews	1	1921-22	David Montgomery	2	1996-98
Richard Hoot	1	1944-45	Harold Kiehne	4	1934-38	Don Maxey	3	1949-52	Herbert Moore	2	1921-23
Ron Hooten	1	1960-61	Bill Kies	1	1937-38	Andy Maxwell	1	1970-71	Kenard Moore	1	2008-09
Brainard Hope	1	1927-28	Aven Kinder	1	1923-24	Jajuan Maxwell	3	2006-10	Jermall Morgan	2	1993-95
Charles Hopson	1	1986-87	Demetrius King	2	2001-03	Dan May	4	1967-71	Matt Morris	4	1997-01
Zach House	2	2010-12	James King	1	1969-70	Carl Mayer	4	1935-40	Michael Morris	4	1984-88
Bob Howard	1	1948-49	Jim King	1	1970-71	Harold McAdams	2	1983-85	Ray Mosby	2	1975-77
Steve Howell	2	1964-66	Mike Kirby	2	1976-78	Leo McClard	1	1944-45	Russ Mothershead	3	1975-78
Brady Howe	1	1974-75	Dave Kirk	1	1963-64	Leroy McClard	1	1944-45	Herb Mulkey	4	1938-42
William Hubbard	4	1931-35	Israel Kirk	2	2008-10	Tony McClellon	3	1980-83	Gene Munger	3	1953-56
Camille Huber	4	1930-34	Robert Kirkpatrick	1	1955-56	Donnie McClinton	2	1982-84	Greg Neihart	1	1971-72
Herman Hunt	1	1970-71	Devron Kirksey	3	1994-97	Eric McCrary	1	2009-10	Mike Nelke	1	2003-05
Mike Hunt	1	1977-78	Richard Klasting	1	1949-50	Emmanuel McCuthison	2	1999-01	Willis Nichols	3	1946-49
Paul Hunter	3	1925-28	Terry Klein	1	1966-67	Charles McDermott	1	1943-44	Carl Nicholson	2	1985-88
Jere Huss	1	1961-62	Jack Klosterman	4	1941-48	Gene McDonald	4	1933-37	Jerry Nicholson	1	1967-68
Carl Jacobs	1	1978-79	Tom Krebs	3	1956-59	Joe McDonald	4	1933-37	Larry Nickell	1	1960-61
Lynn James	1	1924-25	Devon Lake	3	1989-93	Larry McDonnell	1	1943-44	Nick Niemczyk	2	2011-13
Paul Jenkins	1	1925-26	Luther Lake	1	1926-27	Lloyd McDowell	2	1934-36	Pat Niemczyk	1	1979-80
Bob Johnson	1	1977-78	Jeff Landgraf	3	1970-73	Ray McFarland	1	1956-57	Doan Noce	1	1927-28
Cory Johnson	2	1997-99	Vernon Landgraf	2	1942-47	Ernest McFerron	2	1974-76	Henry Norman	3	1935-38
David Johnson	2	2006-08	Eddie Lane	1	1981-82	Lennies McFerron	1	1973-74	William Norvell	1	1943-44



Southeast Missouri State REDHAWKS

Marion Nothdurft	1	1937-38	Irvin Richmond	3	1937-40	Travis Smith	4	1994-98	Steve Valli	2	1973-75
Logan Nutt	1	2011-12	Albert Riedel	1	1943-44	Elmer Solberg	2	1947-49	Tim Van Meter	2	1920-22
Lucas Nutt	4	2010-14	Don Ringstaff	2	1962-64	Bob Speidel	2	1949-51	Urah Vardell	1	1958-59
Roger Oldfield	1	1957-58	Ray Rippelmeyer	3	1953-55	Mark Steighorst	1	1971-72	Bob Varel	1	1965-66
Frank Owen	4	1932-36	Carl Ritter	4	1958-63	Butch Steigman	2	1961-63	Anthony Vernon	4	1980-84
Nathan Owen	2	1997-99	Kevin Roberts	2	2001-03	James Stephens	1	1959-60	Freddie Vest	1	1948-49
Dan Padgett	2	1979-81	Bill Robinson	2	1953-55	Hunter Stiegemeyer	2	1976-78	Ed Viehmann	1	1953-54
Larry Page	1	1982-83	Pili Robinson	2	1991-95	Randy Stockbarger	1	1969-70	Tom Wade	1	1977-78
Paul Paradoski	2	2004-06	Larry Rogers	1	1974-75	Michael Stokes	2	1999-01	Jerry Walker	1	1969-70
William Parker	3	1937-40	Terry Rogers	1	2001-02	Tyler Stone	3	2011-14	Marvin Walker	1	1958-59
Josh Payne	1	1994-95	Terrill Rolling	2	1990-92	Kyle Stroder	1	2013-14	Randy Walker	1	1944-45
Mike Payne	2	1970-72	Elmer Rudloff	2	1956-58	Robert Stout	1	1948-49	Marcus Wallace	1	2014-15
Roderick Pearson	2	2006-08	Jack Russell	4	1940-44	John Stuhlmann	1	1967-68	Demetrius Watson	2	1997-99
Sam Pearson	1	2009-10	LaMont Russell	2	2008-10	Jerry Suedekum	1	1964-65	Daniel Weaver	2	2000-02
Thomas Peeler	1	1948-49	Dwayne Rutherford	4	1986-90	Owen Suggs	1	1975-76	Warren Wendling	2	1980-82
Dionte Perry	1	2006-07	Stanley Rutledge	3	1986-89	Charles Sullivant	1	1949-50	Calvert White	2	1996-98
Dorst Pfothenhauer	4	1926-30	Mike Ryan	1	1976-77	Doyle Summers	1	1922-23	Derrick White	2	1993-95
Dawson Pikey	2	1959-61	Fred Saalfeld	2	1954-56	Elmer Sutterfield	1	1922-23	Ed White	1	1943-44
Dave Pilla	1	1976-77	Brandon Samuels	1	1991-92	James Sutton	2	1993-95	Jared White	1	2012-13
Garry Pirch	4	1972-76	Amory Sanders	2	1999-01	Steve Switzer	1	1983-84	Tyrell White	2	2005-07
Michael Poole	2	1982-84	Scott Sanford	1	1992-93	Robert Talbert	2	1927-29	Jim Wiessenborn	1	1953-54
Michael Porter	2	2011-13	John Sanchez	4	1976-80	Steve Tappmeyer	2	1977-79	Corey Wilford	2	2011-13
Otto Porter	2	1979-81	Chester Sarff	2	1929-31	Earnest Taylor	2	1988-90	Robin Wilhoit	4	1976-80
Leon Powell	2	2010-12	Jefferson Sarff	1	1928-29	Marvin Teel	2	1961-63	Ken Wilkerson	2	1964-66
Norman Prather	1	2003-04	Dewayne Saulsberry	1	1997-98	Thomas Thames	2	1989-91	Telvin Wilkerson	1	2011-12
Don Pritchard	3	1931-34	Don Schaffer	1	1969-70	T.J. Thomas	1	2014-15	Charles Williams	1	1986-87
Marvin Proffer	4	1950-53	Tim Scheer	4	2000-03	Anthony Thomas	4	1978-82	Clarence Williams	1	1928-29
Ray Pugh	3	1985-89	Fred Schepman	1	1922-23	Bass Thomas	1	1981-82	Curtis Williams	3	1964-67
Dave Radcliff	2	1941-43	Edwin Schmidt	1	1928-29	Ryan Thomas	2	1998-00	Terrick Willoughby	4	2003-07
Martin Radmer	3	1944-47	Nate Schulte	1	2010-11	Derek Thompson	1	2009-10	Jerry Wilson	2	1950-52
Ronny Rankin	2	1984-96	Colby Scott	1	1975-76	J.J. Thompson	1	2014-15	Derek Winans	4	2001-05
James Ranney	1	1920-21	Curtis Shelton	4	1990-94	James Thornton	2	1935-38	Lawrence Wilson	4	1986-90
Paul Ranson	3	1961-64	Joel Shelton	1	2001-02	Thal Thrower	2	1963-65	Tony Wofford	2	1991-93
Denzil Ratliff	1	1960-61	Darien Shepard	2	1988-90	Thom Thrower	1	1957-58	Forrest Woodfork	2	1986-88
Vivan Reed	3	1959-62	Dave Shipley	4	1975-79	Royal Tibi	1	1921-22	Caleb Woods	2	2013-15
Clifford Reedy	1	1943-44	Antonio Short	2	1999-01	Kevin Timmerman	2	1975-77			
C.J. Reese	1	2013-14	John Shoush	2	1967-69	Jacob Tolbert	1	2012-13	Current lettermen in Red		
Bob Reiche	3	1959-62	Hub Shroyer	2	1936-38	Naemon Townsend	2	1962-64			
Andrew Reid	2	1970-72	Gene Sides	1	1932-33	Don Tune	1	1958-59			
John Reid	1	1958-59	John Simpson	1	1988-89	Derick Turner	2	1985-87			
Michael Rembert	2	2006-08	Bill Sims	2	1954-56	Dwight Turner	4	1962-66			
Keith Ressel	2	1988-90	Randy Since	1	1970-71	Rich Turner	1	1969-70			
Ted Reynolds	2	1975-77	Matt Sisley	2	1992-94	Don Tuttle	2	1968-70			
Larry Rhodes	2	1963-65	Bob Smith	3	1950-53	Joe Uhls	3	1940-48			
Marcus Rhodes	2	2006-08	Butch Smith	1	1966-67	Pete Ulmer	3	1965-68			
Scott Richards	2	1979-81	Lloyd Smith	2	1922-24	Robert Umfleet	1	1956-57			
Don Richardson	1	1942-43	Marland Smith	4	2009-13	Larry Underwood	3	1965-68			
John Richie	1	1958-59	Michael Smith	1	1980-81	Herb Upton	4	1944-49			

ALL-TIME LETTERMEN, HONORED TEAMS

1943 NAIA National Champions



Front Row: Jack Russell, Rolla Anderson, Dave Radcliffe, Ray Melton, Mort Harris, C.P. Harris (Coach).

Back Row: Vernon Landgraf, Jack Klosterman, Carl "Ben" Bidewell, Bill Goben, Don Richardson, Jack Behrens.

Under the direction of coach C.P. Harris, the 1943 Indians claimed the school's first-ever athletics national championship with a 34-32 victory over fellow MIAA Conference opponent Northwest Missouri State in the NAIB finals (Kansas City, Mo.).

Southeast had defeated Northwest in its previous two regular-season meetings that season to clinch the MIAA title. The third meeting between the two schools proved to be most exciting, as the Indians pulled away in the game's final seconds.

Southeast junior guard Jack Behrens drained a shot at the top of the key with seven seconds remaining, giving the Indians a narrow victory and national championship.

The come-from-behind win in the national championship game capped a comeback season for the Indians. Southeast lost its first four games of the 1942-43 campaign before winning 19 of its last 21 contests. The Indians also went 8-0 in MIAA conference play during that stretch.

On the way to their national crown, the Indians dropped some of the nation's top small colleges of the era with wins over Dakota Wesleyan,

Westminster College, East Washington State and Murray State. Southeast also boasted a 10.6 margin of victory throughout the postseason.

All five of Southeast's starters were named either first or second-team all-conference. Behrens, Jack Russell and Carl "Ben" Bidewell garnered first-team honors, while Rolla Anderson and Jack Klosterman were named second-team for the 19-6 national champion Indians.

The team was inducted into the Southeast Athletics Hall of Fame.

Road to the Championship

- vs. Dakota Wesleyan - W, 50-30
- vs. Westminster - W, 56-33
- vs. East Washington State - W, 57-51
- vs. Murray State - W, 38-36
- vs. Northwest Missouri State - W, 34-32



Southeast Missouri State REDHAWKS

2000 NCAA Division I Tournament



Front Row (L-R): Michael Stokes, Fred Abraham, Mike Branson, Roderick Johnson, Brian Bunche, Antonio Short, Amory Sanders.
Back Row (L-R): Matt Morris, Tim Scheer, Drew DeMond, Nyah Jones, Damarcus Hence, Emmanuel McCuthison, Ryan Thomas.

A regular-season share of the Ohio Valley Conference title, the OVC postseason championship and the school's first-ever trip to the NCAA Division I Tournament were all achieved by the 1999-2000 Southeast Missouri State University basketball team.

The magical run that ended in a near-upset of then-No. 10 Louisiana State in the first round of the NCAA Regional (Salt Lake City, Utah) brought unprecedented national and international attention to Southeast.

Few thought the Indians had a chance against the tall and powerful Tigers of LSU, who had tied for the Southeastern Conference championship. However, Southeast head coach Gary Garner and his players had other things in mind.

The Indians struggled to get anything going offensively in the first half, but trailed only 24-19 at the intermission. Southeast then came out strong in the second half and nearly pulled off an upset. The Indians led, 61-58, with 2:39 left to play, but the Tigers rallied to knock down two-straight 3-pointers, including one in the last 18 seconds to go up, 64-61.

Roderick Johnson threw up a desperation 3-pointer the bounced off the back of the rim at the buzzer and LSU held on for the win. The tournament may have been over for Southeast, but the team, its fans and the University benefitted from a trip to the Big Dance.

NCAA FIRST ROUND

Louisiana State 64, Southeast Missouri 61 Salt Lake City, Utah

SEMO (24-7)	FG	3P	FT	Q/D	REB	E	PTS	A	TQ	B	S	M
Roderick Johnson, f	7-13	0-2	5-6	8/3	11	3	19	1	1	0	1	37
Mike Branson, f	1-7	0-3	1-2	3/4	7	2	3	5	2	0	0	26
Brian Bunche, c	2-9	0-0	2-2	1/2	3	3	6	2	0	0	2	32
Antonio Short, g	4-9	2-5	4-4	0/1	1	1	14	0	3	0	1	31
Michael Stokes, g	2-12	2-5	2-3	0/4	4	0	8	3	2	1	0	40
Amory Sanders	1-2	1-2	0-0	0/2	2	1	3	0	0	0	0	9
Emmanuel McCuthison	2-4	2-3	0-1	0/1	1	3	6	0	1	0	0	14
Nyah Jones	1-2	0-0	0-0	1/0	1	2	2	0	0	1	0	11
TEAM				1/4	5							
Totals	20-58	7-20	14-18	14/21	35	15	61	11	9	2	4	200
LSU (27-5)	FG	3P	FT	Q/D	REB	E	PTS	A	TQ	B	S	M
Brian Beshara, f	3-9	2-2	1-2	2/3	5	2	9	3	2	0	1	33
Stromile Swift, f	6-9	0-0	1-3	3/2	5	3	13	0	1	6	0	31
Jabari Smith, c	7-11	1-1	2-3	1/3	4	3	17	2	1	0	0	24
Torris Bright, g	4-6	3-4	2-2	1/3	4	2	13	4	2	0	1	38
Lamont Roland, g	3-6	0-1	1-2	0/3	3	4	7	1	4	0	2	30
Ronald Dupree	2-5	0-0	0-0	0/4	4	2	4	0	1	0	0	18
Jermaine Williams	0-2	0-1	0-1	0/1	1	1	0	2	1	0	0	11
Collis Temple	0-2	0-2	1-2	0/3	3	0	1	0	1	0	0	10
Brad Bridgewater	0-1	0-0	0-0	0/1	1	0	0	0	0	0	0	5
TEAM				2/4	6							
Totals	25-51	6-11	8-15	9/27	36	17	64	12	13	6	4	200
By Periods	1	2	Final									
Southeast Missouri	19	42	61									
LSU	24	40	64									

HONORED TEAMS

1961 NCAA Division II National Finalists



First Row: Dawson Pikey, Bill Giessing, Les Hemmer, Ron Gray, Bob Reiche, Perry Kegley. **Second Row:** Paul Blain, Vivan Reed, Denzil Ratliff, Bob Miller, Ken Dyson, Bill Jordan. **Third Row:** Coach Joe Uhls, Floyd Hodge, Ron Hooten, Mike Lorch, Gerald Martin, Don Johnson, Coach Charles Parsley. **Fourth Row:** Bill Swan (Manager), Paul Holifield, George Camp, Joe Luker, Noal Gaulding, Larry Nickell, Mike Gross.

1986 NCAA Division II National Finalists



Bottom Row: Malcomn Henry, Kirt Cochran, Michael Morris, Anthony Hall, Ray Pugh, Carl Nicholson, Chris Edwards. **Top Row:** Ronny Rankin, Eddie Hart, Riley Ellis, Ron Armstrong.

1989 NCAA Division II National Finalists



Front Row: Darren Shepard, John Simpson, Malcomn Henry, Lawrence Wilson, Calvin Jones, Ray Pugh. **Back Row:** Keith Ressel, Darryl Harris, Johnnie Coleman, Mike Lewis, Dwayne Rutherford, Earnest Taylor.



THIS IS SOUTHEAST



BRING YOUR BIG IDEAS.

**And make
them count.**

Your big ideas will be in good company here. Whatever you choose to study, chances are the program is at the head of its class. And if you're at the head of yours, you can join our honors program and elevate your learning experience even further.



SOUTHEAST MISSOURI
STATE UNIVERSITY • 1873



**SOUTHEAST BOASTS 20+ NATIONALLY
AND INTERNATIONALLY ACCREDITED
PROGRAMS, INCLUDING:**

- / ATHLETIC TRAINING
- / BUSINESS
- / CHEMISTRY
- / COMPUTER SCIENCE
- / DIETETICS
- / EDUCATION
- / ENGINEERING PHYSICS
- / INTERIOR DESIGN
- / MASS COMMUNICATION
- / MUSIC
- / NURSING
- / SOCIAL WORK
- / THEATRE



**GETTING INTO MEDICAL
SCHOOL ISN'T EASY —
WE JUST MAKE IT LOOK
THAT WAY. SOUTHEAST'S
PRE-MED STUDENTS ARE
ACCEPTED TO**

**medical
school well
above the
national
average.**

Like our students, Southeast faculty members come from around the country, hailing from leading institutions such as:

- / Boston Conservatory of Music
- / Carnegie Mellon University
- / Harvard University
- / Pennsylvania State University
- / Purdue University
- / Texas A&M University
- / Tulane University
- / University of Florida
- / University of Michigan
- / Vanderbilt University
- / Yale University



**COME HERE
AS A STUDENT.**

**And go
anywhere
as a
teacher.**

Southeast education graduates work as faculty members in school districts across the nation, and in more than 35 countries around the world.

1:21
faculty-
student
ratio

**Full-time
faculty**

lead most classes, not
teaching assistants —
starting with freshman year.

**THE DONALD L. HARRISON
COLLEGE OF BUSINESS
CONSISTENTLY MAKES THE
PRINCETON REVIEW'S LIST OF
top business
schools.**



ROLL UP YOUR SLEEVES AND GET DOWN TO BUSINESS.

Or education, public policy, communications or journalism — whatever your major, expect to learn a lot in class and even more in practice. And here, that practice happens on the latest technology and in real-world settings. You'll experiment and collaborate in just about all of your coursework. And you'll put new knowledge into action right from the start.



YOUR NEXT BIG IDEA could happen anywhere. But you'll give it legs and watch it run at **Catapult Creative House**, our student-run idea incubator and launchpad for innovation. Get to work in our creative labs, 3D modeling and printing gallery, and impact studio. It's where you'll turn your concepts into prototypes, your prototypes into products, and your products into sales.

THE BEST PLACE TO LEARN ABOUT U.S. POLICY is where it's actually being shaped. So you'll go to the **Center for Strategic and International Studies (CSIS) in Washington, D.C.**, for part of our University Studies course. For four exhilarating days, you'll work directly with researchers and consultants who advise national leaders. And if you're really on top of your game, you may end up influencing the strategies you've come to study.



INTERNSHIPS

RÉSUMÉS ARE BUILT—NOT WRITTEN.

The workforce is just that: a force. And it's one you'll meet head on at Southeast Missouri State. We'll help you find internships (that's plural on purpose) and coach you through any challenges or questions that come your way.



SET OUT AND JOIN IN.

Earn your wings early. Chew your way into campus history. Share your musical gift. Meet your new brothers or sisters. Whatever you do — whether it's joining a club or carrying on a tradition — just know that you won't do it alone (except the chewing part).

21

SOCIAL FRATERNITIES AND SORORITIES

Representing the IFC, Panhellenic and NPHC Councils. Many of them call Greek Hill home. And in Fall 2016, a new Greek Village will open on campus, providing an expanded Greek community where thousands of students will make new memories of brotherhood and sisterhood.



180+ student groups

With organizations on campus from A (Adult Recess improv group) to Z (Zeta Phi Beta Sorority), there's something to meet every professional, social, recreational or religious interest. And if you can't find what you're looking for, form your own group.

We honor our heritage by sticking to our traditions.

Some of them, quite literally. For years, students have been making the trek up **Cardiac Hill** (a tradition in its own right) to add their chewing gum to our infamous **Gum Tree**.



MAKE ART THAT INSPIRES.

And do it on
a campus
that's equally
inspiring.



Dobbins River Campus Center


Inside this living-learning center, you can make a masterpiece, make dinner and make your bed without ever leaving the **River Campus**.

In addition to a residence hall, dining facilities and contemporary classrooms, the **Cultural Arts Center** offers professional-level theatres, costume and scene shops, music rehearsal and gallery space, and dance and art studios — each equipped to inspire ovation-worthy works of art.



Built
our R
Miss
arts.
in the
Perfo
Come
the la
breat





on the banks of the Mississippi,
iver Campus is the only one in
ouri dedicated entirely to the
But you don't have to be a student
e Holland School of Visual and
rming Arts to appreciate it.
e catch a performance. Explore
test exhibits. Or just enjoy the
htaking river views.

Five venues for exhibiting your
talent — including theatres, a
recital hall and galleries — set
the stage for

**more than
a hundred
different
events
each year.**

Among our student-produced
musical performances, you'll hear
everything from the classics to the
contemporary — including Brahms'
Double Concerto in A Minor and
Andrew Lipka's *The Addams Family*.



**Southeast makes it
affordable to do what
you dream of doing,
and we're recognized
as one of the country's
institutions with
the least indebted
students.**

LEARN MORE
about our \$17 million in
annual scholarships at
semo.edu/scholarships.

**SEE FOR YOURSELF
WHAT YOU'LL DO HERE**
Call us at (573) 651-2590
or schedule a visit at
semo.edu/visit.

OFFICE OF ADMISSIONS
One University Plaza, MS 3550
Academic Hall 100D
Cape Girardeau, Missouri 63701

573.651.2590
admissions@semo.edu

APPLY
We can't wait to see what you do.
But first, you'll need to get in.
semo.edu/apply



Southeast Missouri State **REDHAWKS**




Brady Barke
Interim
Director of Athletics




Cindy Gannon
Senior Associate Director
of Athletics/SWA



Rachel Blunt
Assistant Director of
Athletics/Compliance




Nate Saverino
Assistant Director of
Athletics/External Affairs



Sara Cummings
Senior Administrative
Assistant




Sharon Burgard
Academic Services
Coordinator



Elizabeth Brucker
Director of Business
Operations




Barb Kinsey
Administrative Assistant
Development




Kent Phillips
Coordinator of Facilities &
Event Management




Jeff Honza
Sports Information
Director




Phillip Lady
Coordinator of Marketing
& Promotions




Alan Savage
Ticket Manager & Student
Accountant




Marcia Hendrix
Assistant Ticket Manager/
Insurance




Jacob Owen
Assistant Director of
Compliance



Sean Stevenson
Assistant Sports
Information Director



Beth Easter
Faculty Athletics
Representative



Alex Washam
Facilities & Event
Management Assistant




Ryan Johnson
Strength & Conditioning
Coach




Amanda Martin
Co-Head Athletic Trainer




Ashley Angerer
Assistant Athletic Trainer




Sandy Wiemers
Academic Services As-
sistant




Steve Bieser
Head Baseball Coach



Rekha Patterson
Head Women's
Basketball Coach



Tom Matukewicz
Head Football
Coach



Kristi Ewasko
Head Women's
Gymnastics Coach


ATHLETICS STAFF



Mark Redburn
Head Softball Coach




Heather Nelson
Head Women's
Soccer Coach



Eric Crumpecker
Head Track & Field Coach




Ryan Lane
Head Cross Country
Coach



Julie Yankus
Head Volleyball Coach




Kodie Edmonds
Cheerleading Coach




Tatianna Parham
Sundancers Coach




Dillon Lawson
Assistant Baseball
Coach




Lance Rhodes
Assistant Baseball
Coach




Chanté Crutchfield
Assistant Women's
Basketball Coach



Jauwan Scaife
Assistant Women's
Basketball Coach




Brooke Sander
Women's Basketball
Operations



Bryce Saia
Assistant Football
Coach




Sherard Poteete
Assistant Football
Coach



Jon Wiemers
Assistant Football
Coach




Matt Martin
Assistant Football
Coach




Eric Burrow
Assistant Football
Coach




Ricky Coon
Assistant Football
Coach




Salim Powell
Assistant Football
Coach




Melvin Rice
Assistant Football
Coach




Joe Uhls
Assistant Football
Coach




Tyler French
Football
Graduate Assistant



Jared Diekmann
Football Offensive
Assistant




Johnathon Hankinson
Equipment
Manager



Josh Bonadona
Football Video
Coordinator



Southeast Missouri State **REDHAWKS**




Chris Bogantes
Assistant Women's
Gymnastics Coach



Candace Blackerby
Assistant Women's
Gymnastics Coach



Erin Brady
Gymnastics
Operations



Paul Nelson
Associate Head Women's
Soccer Coach




Adam Kleman
Assistant Women's Soccer
Coach




Stephanie Winter
Assistant Softball Coach




Kristen Jones
Assistant Softball Coach



Matt Koelling
Assistant Track & Field
Coach




Miles Smith
Assistant Track & Field
Coach




Nikki Buchholz
Assistant Volleyball Coach




Michael Runde
Assistant Volleyball Coach



Mackenzie Martin
Graduate Assistant
Academic Services



Alex Lais
Graduate Assistant
Marketing & Promotions



Kevin Scanlon
Sports Information
Assistant




Danny Chesnut
Sports Information
Assistant

Southeast Missouri State University Athletics Mission Statement

The mission of Southeast Missouri State University Department of Athletics is to provide a first class, student-athlete centered collegiate experience emphasizing the core values of **academic excellence, social development,** and **competitive success.** The Department of Athletics strives to compete at the highest possible level in the Ohio Valley Conference and other conference affiliations. The principles of integrity, student welfare, sportsmanship, ethical conduct, rules compliance, equity and diversity, and the prudent management of resources are the foundation on which we operate.



Southeast Missouri State University Board of Regents



Jay B. Knudtson
President



Kendra Neely-Martin
Vice President



Donald G. LaFerla




Thomas M. Meyer



Phillip M. Britt

Edward P. Gargas



Austin Cordell
Student
Representative

**DO
YOU
HAVE
THE
WILL
TO**

**make a
medical
discovery?**



**SOUTHEAST MISSOURI
STATE UNIVERSITY · 1873**

2015-16 SCHEDULE

Date	Opponent	Time
November 7	Missouri S&T (exhibition)	2 p.m.
November 13	at Dayton	6 p.m.
November 15	at Evansville	2 p.m.
November 19	at Alabama A&M	7 p.m.
November 24	at Texas-Rio Grande Valley	7 p.m.
November 28	Loyola Marymount ^{OVCDN}	2 p.m.
December 2	at Southern Illinois	7:05 p.m.
December 5	at Memphis ^{CBS Sports Network}	6 p.m.
December 8	Bowling Green ^{OVCDN}	7 p.m.
December 12	Ole Miss ^{American Sports Network}	2 p.m.
December 19	at Northern Kentucky	6 p.m.
December 22	at Missouri State	7:05 p.m.
December 27	Harris-Stowe ^{OVCDN}	2 p.m.
December 31	Belmont* ^{OVCDN}	Noon
January 2	Tennessee State* ^{OVCDN}	4:15 p.m.
January 7	at Morehead State* ^{OVCDN}	5 p.m.
January 9	at Eastern Kentucky* ^{OVCDN}	1 p.m.
January 13	Jacksonville State* ^{OVCDN}	7:45 p.m.
January 16	at Tennessee Tech* ^{OVCDN}	7:30 p.m.
January 19	Hannibal-LaGrange ^{OVCDN}	7 p.m.
January 23	UT Martin* ^{OVCDN}	4:15 p.m.
January 28	at SIU Edwardsville* ^{CBS Sports Network}	8 p.m.
January 30	Austin Peay* ^{OVCDN}	4:15 p.m.
February 4	Murray State* ^{ESPNU}	8 p.m.
February 6	at Eastern Illinois* ^{American Sports Network}	11 a.m.
February 11	at UT Martin* ^{OVCDN}	6 p.m.
February 13	at Murray State* ^{OVCDN}	7 p.m.
February 18	SIU Edwardsville* ^{OVCDN}	7 p.m.
February 20	Eastern Illinois* ^{OVCDN}	4:15 p.m.
	<i>Hall of Fame</i>	
February 27	at Austin Peay* ^{OVCDN}	7 p.m.
March 2-5	OVC Tournament	Nashville, Tenn.

All Times Central and Subject to Change

Home Games in *Red*

* Ohio Valley Conference Game

OVCDN - OVC Digital Network

All Games Broadcast Live on ESPN 92.9 FM and Real Rock 99.3 FM

GOSOUTHEAST.COM

For Tickets Call:
(573) 651-2113

