



SOUTHEAST MISSOURI STATE REDHAWKS • 2013-14

# SOFTBALL GUIDE





# Southeast

Missouri State University™

## Located

- ▶ Cape Girardeau, Mo.

## Enrollment

- ▶ 11,729

## Class Size

- ▶ Small classes with 98 percent of courses having fewer than 50 students

## Academic Programs

- ▶ More than 200 areas of study including business, education, nursing, agriculture, science and technology, visual and performing arts

## Athletics

- ▶ 15 NCAA Division I Teams





## Table of Contents

### Intro to Redhawk Softball

Media Information .....	2
Travel Arrangements .....	3
Southeast Softball Complex .....	4-5
Softball Locker Room .....	6-7
Success Center .....	8-9
Sports Medicine .....	10
Strength & Conditioning .....	11
President Dr. Kenneth W. Dobbins .....	12-13
Director of Athletics Mark Alnutt .....	14-15
Mission Statement .....	16

### Season Preview

Season Outlook .....	18-19
Numerical/Alphabetical Roster .....	20
Radio/TV Roster .....	21
Schedule .....	22

### Coaching Staff

Head Coach Lana Richmond .....	24-25
Assistant Coach Sarah Willis .....	26
Assistant Coach Stephanie Mata .....	26

### Player Profiles

Meet the Redhawks .....	28-48
Returnee Career Stats vs. OVC Foes .....	49-52

### Year In Review

2013 Final Statistics .....	54
2013 Final OVC Statistics .....	55
Season Results .....	56
Hitting Statistics .....	57-58
Pitching Statistics .....	59
Miscellaneous Statistics .....	60

### Opponents


2014 Opponents .....	62-69
All-Time Series Results (Since 1982) .....	70-76

### Ohio Valley Conference

OVC History .....	78-83
2014 OVC Softball Tournament .....	84

### Records & History

Honors & Awards .....	86-88
Miscellaneous Records .....	89
Postseason History .....	90
Hitting Records .....	91-92
Pitching Records .....	93



Single-Season Team Records .....	94
Coaching Records .....	95
1991 Softball Team .....	96
Year-by-Year Division I Results .....	97-102
Softball Alumni .....	103-105
Lana Richmond .....	106

### This is Southeast

Southeast Missouri State University .....	108-113
Athletics Staff .....	114-116

### Credits

The 2014 Southeast Missouri Softball Guide was written, edited and designed by Sports Information Director Jeff Honza. Cover design and additional graphics assistance provided by Tonya Wells and Krista Mayfield. Photography by Marcus Panton, Josh Russell, Aaron Eisenhauer, Marc Mahnke, Keith Hente, Pat Patterson and Bill Barrett. Additional assistance by Assistant Sports Information Director Ryan Hilgemann, Sports Information Assistant Sean Stevenson and Daniel Chesnut.







# SOUTHEAST MISSOURI STATE UNIVERSITY

## Southeast Missouri Sports Information


One University Plaza MS 0200  
Cape Girardeau, MO 63701

**Phone:** (573) 651-2294


**Fax:** (573) 651-2810

**Press Row:** (573) 651-5014


**Website:** GoSoutheast.com



**Jeff Honza**  
Director



**Ryan Hilgemann**  
Assistant Director



**Sean Stevenson**  
Assistant



## 2013-14 Sport Assignments

### Jeff Honza, Director

Football, Men's Basketball, Softball,  
Women's Tennis

**Office:** (573) 651-2933

**Cell:** (618) 528-1145

**Email:** jhonza@semo.edu;  
redhawk1@me.com

### Ryan Hilgemann, Assistant Director

Secondary Football Contact,  
Women's Soccer, Women's Basketball,  
Gymnastics, Outdoor Track & Field

**Office:** (573) 651-2937

**Cell:** (605) 380-7672

**Email:** rhilgemann@semo.edu

### Sean Stevenson, Assistant

Cross Country, Volleyball,  
Indoor Track & Field, Baseball

**Office:** (573) 651-2294

**Cell:** (314) 620-0855

**Email:** sstevenson@semo.edu

## Credentials

Credentials are required for entrance to the Southeast Softball Complex Press Box. To request season or single-game credentials, please contact Southeast Missouri Sports Information by phone at (573) 651-2933 or email at jhonza@semo.edu/redhawk1@me.com. Credentials can be picked up in the press box on gamedays.

## Press Box Decorum

Professional decorum is expected at all times in the Southeast Softball Complex Press Box. Cheering or outward expression is strictly prohibited.

## Photographers

Photographers are encouraged to use caution when shooting at the Southeast Softball Complex. Please check with the Southeast Sports Information Office regarding approval to shoot at the facility. Photographers are also required to adhere to all photo policies and work from designated areas.

## Postgame Interviews

Anyone wishing to interview a Southeast student-athlete must notify Jeff Honza prior to the end of each game. Head Coach Lana Richmond and select student-athletes will be available on the field immediately following a 10-minute cooling off period. Media are not permitted to be in the dugout areas.

## Softball Email List

If you would like to be added to the Redhawk softball email list to receive breaking news about the team, please email Jeff Honza.

## GoSoutheast.com

GoSoutheast.com is the best source for up-to-date information on the Redhawk softball team.

## Gameday Services

Statistics, rosters and game notes will be provided prior to each game/doubleheader. Final box scores and play-by-play accounts will also be distributed after all contests.

SOCIAL MEDIA



Facebook.com/GoSoutheast



@GoSoutheast



Pinterest.com/  
GoRedhawks



YouTube.com/  
GoSoutheast Redhawks





## Travel Arrangements



**Mardi Gras Classic**  
**February 14-16, 2014**  
 Holiday Inn Express  
 603 Constitution Dr.  
 West Monroe, LA 71292  
**Phone:** (318) 807-6000  
**Website:** IHG.com



**Evansville**  
**March 19, 2014**  
 Holiday Inn Express  
 301 Circle Front Drive  
 Evansville, IN 47715  
**Phone:** (812) 473-2500  
**Website:** HiExpress.com



**Morehead State**  
**March 23, 2014**  
 Holiday Inn Express  
 1990 Colby Taylor Drive  
 Richmond, KY 40475  
**Phone:** (859) 624-4055  
**Website:** HiExpress.com



**Blues City Classic**  
**February 22-23, 2014**  
 Holiday Inn Express  
 280 Marathon Way  
 Southaven, MS 38671  
**Phone:** (662) 349-0444  
**Website:** HiSouthavenHotel.com



**Indiana State**  
**March 20, 2014**  
 Holiday Inn Express  
 301 Circle Front Drive  
 Evansville, IN 47715  
**Phone:** (812) 473-2500  
**Website:** HiExpress.com



**SIU Edwardsville**  
**April 12-13, 2014**  
 Holiday Inn Express  
 2020 Formosa Drive  
 Troy, IL 62294  
**Phone:** (800) 315-2621  
**Website:** HiExpress.com



**Eastern Illinois**  
**March 15-16, 2014**  
 Holiday Inn Express  
 121 Swords Drive  
 Mattoon, IL 61938  
**Phone:** (217) 235-2060  
**Website:** HiExpress.com



**Eastern Kentucky**  
**March 22, 2014**  
 Holiday Inn Express  
 1990 Colby Taylor Drive  
 Richmond, KY 40475  
**Phone:** (859) 624-4055  
**Website:** HiExpress.com



**UT Martin**  
**April 26-27, 2014**  
 Hampton Inn  
 5575 Skyhawk Parkway  
 Martin, TN 38237  
**Phone:** (731) 587-5800  
**Website:** HamptonInn.com







# SOUTHEAST MISSOURI STATE UNIVERSITY



The Southeast Softball Complex will serve as the home of the Redhawks for the 17th year in 2014.

The complex contains three regulation softball fields, all of which have lights. The facility includes batting cages, an air-conditioned press box large enough to accommodate print and broadcast media, and bleacher seating for 600. In addition, there is a hill beyond the right field fence that provides fans with a unique view of the action.

Southeast played Northern Iowa in its first game at this facility on Mar. 6, 1999. Prior to that, the Redhawks played their home games at Parker Field, located in the heart of the Southeast Missouri campus.

The Southeast Softball Complex was constructed as part of Southeast Missouri's effort to improve its sports facilities. At the time, that project also included new tennis courts, a FieldTurf artificial playing surface for the football and soccer teams, the resurfacing of the Abe Stuber track and new locker rooms for the volleyball, baseball and men's and women's basketball programs.

A windscreen along the outfield wall, state-of-the-art scoreboard and protective fencing

in front of both dugouts are among the most recent upgrades to the Southeast Softball Complex.

## Southeast Softball Complex Facts

Overall Record .....	123-112 (.523)
Field Dimensions	
Left.....	190
Center.....	220
Right.....	190
Capacity.....	600
Largest Crowd.....	293
vs. Western Kentucky (Mar. 3, 2001)	
Longest Game.....	3:31
vs. Eastern Illinois (Apr. 23, 2003)	
Shortest Game.....	1:00
Several times, last vs. Eastern Ky. (May 7, 2011)	
Most Innings.....	12
2x, last vs. Eastern Kentucky (May 8, 2011)	
First Game ..vs. Northern Iowa (May 6, 1999)	
First Win.....	5-1, vs. Harvard (Mar. 7, 1999)
First Home Run .....	Jenny Oermann
vs. Saint Louis (Mar. 24, 1999)	
First Win by a Pitcher... Christine Engelhardt	
vs. Harvard (Mar. 7, 1999)	
First Run Scored .....	Michelle Frank
vs. Northern Iowa (Mar. 6, 1999)	
First Triple.....	Kelsey White

vs. Northern Iowa (Mar. 6, 1999)	
First Official At-Bat.....	Jackie Paulus
vs. Northern Iowa (Mar. 6, 1999)	
First Stolen Base .....	Anne Trieb
vs. Northern Iowa (Mar. 6, 1999)	

## Southeast Softball Complex Records

Runs .....	17, vs. Lipscomb (Mar. 9, 2003)
Hits .....	16, vs. Tennessee St. (Apr. 21, 2012)
Doubles ....	6, 2x, last vs. IUPUI (Mar. 11, 2007)
Triples.....	3, vs. UT Martin (Apr. 6, 1999)
Walks.....	7, 3x, last vs. Tenn. St. (Apr. 8, 2006)
SB.....	5, vs. Morehead St. (Apr. 19, 2003)
Errors .....	8, vs. Eastern Ky. (Mar. 31, 2007)
Strikeouts ..	14, vs. Austin Peay (Apr. 14, 2007)

## Southeast Softball Complex Opponent Records

Runs .....	14
by UT Martin (5/4/13)	
Hits .....	16
3x, last by UT Martin (5/4/13)	
Errors .....	7
3x, last by Austin Peay (Apr. 2, 2010)	



## *Southeast Softball Complex*

### **Directions**

#### *From Illinois:*

From Route 146, cross bridge and make a right at the first stoplight onto Sprigg Street. Follow Sprigg Street past the Show Me Center. The Southeast Softball Complex will be on the left hand side 1/8 of a mile past the Show Me Center.

#### *From Interstate 55:*

Take Exit 99 (Kingshighway). Follow signs toward Cape Girardeau. Make left onto Lexington and follow for two miles. Make right onto North Sprigg (not Old Sprigg which will come first). Follow for 1/4 mile and complex will be on the right.



SOUTHEAST MISSOURI  
**REDHAWKS**™







# SOUTHEAST MISSOURI STATE UNIVERSITY



The Southeast Missouri locker room offers Redhawk softball players a place to prepare for their games and unwind after competition.

Through generous donations and the tireless fundraising efforts of head coach Lana Richmond, Southeast officially opened its locker room in November, 2006.

The facility, which is located inside of Houck Field House, features over 800 square feet of space and is near the coaches offices and other areas where the players train in the offseason.

The locker room includes 22 spacious individual lockers, internet access and a lounge area equipped with a couch, tables and a large flat screen television. There is also an area where student-athletes can study.

Each locker provides plenty of space and storage for equipment and uniforms.

The newest addition is the "Linda Wells Wall of Fame," which features canvas pictures of every All-American, Academic All-American and members of the .400 Club and 500 Strikeout Club.



## *Softball Locker Room*



## Softball Locker Room

### Lifetime Locker Donors

*Jackie Craig Achert*  
*Lori Alexander*  
*Christy Banks*  
*Karen Biehle*  
*Martha Wells Coleman*  
*Pat McDonagh*  
*Lana Flynn Richmond*  
*Barrett Rochman*  
*Connie Simmons*  
*Robyn Sitzes*  
*Jodi Smith*  
*Kim Staffey*  
*Connie Travaglini Strobach*  
*Rachel VanFleet*  
*Linda Wells*

### Linda Wells Wall of Fame

*Karen Hudson*  
*Linda Wells*

### Marge Mates Academic Area

*Joan and Wayne McPherson*  
*Linda Wells*

### Diamond Club

*Sheila Caskey*  
*Nancy Haas*  
*Amy Evers Kindel*  
*Harry and Fran Rediger*  
*Marvin and Marleen Rosengarten*







# SOUTHEAST MISSOURI STATE UNIVERSITY



The Redhawk Success Center offers Southeast Missouri student-athletes a place to study and develop as students and campus leaders.

It is located in the Student Recreation Center, just south of Houck Stadium. The Redhawk Success Center offers a computer lab with 18 work terminals, study areas and rooms for group meetings.

The area is under the guidance of Director of Academic Services Sharon Burgard, Assistant Courtney Lawson and Graduate Assistants Emily Obergonner and Caitlin Bamberger.

The beautiful facility has enhanced the outstanding work in the classroom already enjoyed by Southeast student-athletes. Last year, the Redhawks combined for a 3.12 cumulative grade point average in the fall and spring semesters. Over 60 percent of all student-athletes recorded a 3.0 or higher GPA. Thirteen of Southeast's 15 intercollegiate athletic teams recorded a team GPA over 3.0. The gym-

nastics team posted the best overall mark with a 3.85. In all, 16 student-athletes achieved a perfect 4.0 GPA.

Tutors are available for all student-athletes as needed. In addition, both attendance and academic progress is monitored through regular checks with faculty.

A special course is required for all first time student-athletes at Southeast. The course, which offers three credit hours, is part of a comprehensive program developed to address study skills and life skills topics, and thus, enhance retention and academic success for student-athletes.

Entering student-athletes are evaluated for academic preparedness and assigned to appropriate categories. Student-athletes can also receive individualized academic programs which include meeting with a mentor bi-weekly to discuss academic progress.

The Success Center staff works to get athletes involved in campus and community projects, as well. This is done to provide a support structure and greater opportunity for academic success. Through the

NCAA's CHAMPS/Life Skills Program, the Success Center gives student-athletes personal and professional skills in order to facilitate successful and productive futures.

## 2012-13 Notables

- Southeast Missouri finished third in the OVC Commissioner's Cup for the 2012-13 school year. The third-place finish was the Redhawks highest in school history. Southeast accumulated a total of 104.25 points in the overall voting.
- Southeast student-athletes combined for a 3.12 cumulative grade point average in the fall and spring semesters. A total of 192 student-athletes recorded a 3.0 or higher GPA, accounting for 60 percent of all student-athletes. Sixteen Redhawks earned a perfect 4.0 GPA in 2012-13.
- In all, 63 student-athletes received their degrees, including 15 in the fall and 48 in the spring.



## *Success Center*

- The Redhawks won four academic team awards and had five CoSIDA/Capital One Academic All-District selections in 2012-13. The gymnastics team was second in the nation with a 3.73 GPA in the National Association of Collegiate Gymnastics Coaches/Women; the women's cross country team earned United States Track and Field and Cross Country Coaches Association All-Academic honors after ranking fifth in the nation with a 3.72 GPA; the men's cross country team ranked 11th in the nation with a 3.48 GPA to earn USTFCCCA All-Academic honors; and the women's soccer team won a National Soccer Coaches Association of America team academic award after ranking 13th in the nation with a 3.55 GPA.



- Southeast's football, women's soccer and women's tennis teams won the OVC Team Sportsmanship Award. Southeast's three sportsmanship awards tied for most in the conference in 2012-13.

## *Academic Excellence*

- Southeast's women's gymnastics team earned an NCAA Public Recognition Award for academic performance. The gymnastics team posted a perfect 1,000 score and won the award for the third-straight year. Eight other Redhawk teams, including volleyball, men's cross country, women's cross country, women's tennis, women's outdoor track, women's indoor track, women's soccer and baseball also exceeded the national average in multi-year APR (974).
- Thirteen of Southeast's 15 teams achieved a cumulative grade point average over 3.0, including all 10 women's programs.







# SOUTHEAST MISSOURI STATE UNIVERSITY



**P**revention. Treatment. Rehabilitation. Education. Those are the four primary phases of athletic training, and the Southeast Missouri athletic training staff strives to fulfill all of those areas when working with student-athletes on a daily basis.

Southeast student-athletes are offered the best care possible by the athletic training staff. Head Athletic Trainer Alfred Castillo directs the Sports Medicine department which includes four full-time athletic trainers, six graduate assistants and several student assistants. The staff serves student-athletes around-the-clock at numerous facilities on campus.

The athletic trainers begin treatments and rehabilitation starting as early as 6 a.m., and are available until the last student-athlete is through. There are currently four athletic training facilities on campus. The staff treats out of the Rosen-garten Athletic Complex, where the primary training room is located. There are two other satellite athletic training rooms, including one at Houck Field

House and one at the Show Me Center.

The Southeast athletic training rooms are equipped with stationary bikes, hand weights, therapeutic modalities and the latest physical therapy equipment. Each component is strategically designed to not only give the student-athlete the best care, but also to aid in returning to competition as quickly as possible.

Southeast Athletic Training has strong working relationships with local physicians and two hospitals in Cape Girardeau. It is from these hospitals that the Athletic Training department is assisted by four orthopedic physicians.

The Southeast Athletic Training program prides and commits itself to providing the best comprehensive, personalized and efficient healthcare to its student-athletes. Delivery of healthcare focuses on the prevention and management of athletic-related injuries or illnesses, while adhering to the National Athletic Trainers' Board of Certification Standards of Professional Practice. Our high quality of athletic healthcare is provided in combination with the education of athletic training students.







Southeast Missouri's Strength and Conditioning program is committed to developing the total student-athlete through their experiences within a competitive training environment.

This will be accomplished by focusing on reducing the risk of injury and maximizing athletic potential through individual evaluation and program design.

### Training Principles for Southeast Athletes:

#### 1. Reduce the risk of injuries

- If a student-athlete is injured, he/she will not be able to compete at practice or games.

#### 2. Ensure the athletes are optimally prepared to compete

- It is our responsibility to best manage all stressors that are placed on the student-athletes body in order to achieve the best results on the playing field.

#### 3. Maximize athletic ability

- We challenge each athlete, both physically and mentally, in order to achieve optimal results.

### Exercises for Southeast Athletes are based on the following Principles:

#### 1. Ground Based Movements

- Athletes compete with their feet on the ground, and therefore, should train that way. The ability to produce force against the ground determines how fast athletes can run and how high they can jump.

#### 2. Three-Dimensional Movements

- Athletes must be able to stabilize themselves in all planes of movement. A fancy way of saying we use free weights (barbells/dumbbells vs. machines).

#### 3. Multi-Joint Movements

- Very rarely in sport do athletes isolate one single joint at a time. Athletes can train more muscle mass at the same time.

The Southeast Missouri Strength and Conditioning program is under the direction of Ryan Johnson.

Redhawk student-athletes use various training facilities located inside the Student Recreation Center South.







# SOUTHEAST MISSOURI STATE UNIVERSITY



**D**r. Kenneth W. Dobbins became the seventeenth president of Southeast Missouri State University on July 1, 1999 after serving as the University's Vice President of Finance and Administration from 1991 to 1993, and Executive Vice President from 1993 until his appointment as president. He previously held several positions in higher education administration at Kent State University in Ohio.

During his tenure at Southeast, academic programs have been enhanced including the establishment of the College of Science, Technology, and Agriculture and the Earl and Margie Holland School of Visual and Performing Arts which opened in Fall 2007 on the new River Campus. A comprehensive review of all academic and non-academic programs has been accomplished to maintain quality and minimize student fee increases in the face of significant state appropriation reductions. Southeast continues to be recognized nationally for many of its outstanding accredited academic programs. For the ninth year in a row, Princeton Review recognized the Master of Business Administration program on its list of "Best Business Schools." GetEducated.com listed Southeast #1 on the list of "Top 10 Ranked Best Values Online MBAs-AACSB-Accredited";

Southeast is recognized in the top tier of the Midwest best regional universities in U.S. News Best Colleges for 2013; and Southeast was again named among the "Best in the Midwest" by Princeton Review. Additionally, StateUniversity.com ranked Southeast the safest public college campus in Missouri, Military-friendlyschools.com lists Southeast among the top schools that embrace veterans as students, and recent freshmen survey data indicate that new students applied only to Southeast at a rate three times the national average.

Enrollment has increased significantly since a 20-year-low in 1994 when some 7,900 students attended Southeast. In Fall 2005, enrollment topped 10,000 for the first time, and stood at more than 11,700 in 2012. Additionally, record enrollments in higher education have occurred in the University's 25-county service region during his tenure due to the establishment of new regional campuses in Sikeston and Kennett and a higher education center at Perryville serving place-bound students in and near those rural communities.

During Dr. Dobbins' presidency, more than \$300 million in capital construction and building improvement projects have enhanced the University. The Seabaugh Polytechnic Building and the \$58 million River Campus were constructed. Additionally, The Douglas C. Greene Center for Innovation and Entrepreneurship to promote entrepreneurship and enhance the region's economy opened on the campus in 2005; Southeast dedicated its new, state-of-the-art David M. Barton Agriculture Research Center in 2009; two new 300-bed residence halls were constructed in 2002 and 2009; and the University currently is in the midst of more than \$90 million in capital renovation for maintenance and repair projects including the renovation of the historic 107-year-old Academic Hall, the remodeling and up-

grades to the Magill and Rhodes sciences complex, a new residence hall on the north end of campus, and a new classroom/residence hall building at the River Campus.

Dr. Dobbins has served a two-year term as president of the Missouri Council on Public Higher Education (COPHE), the organization for presidents and chancellors of Missouri's public colleges and universities, and is the senior member of the organization. In 2007, he was selected to serve a three-year term on the American Association of State Colleges and Universities (AASCU) Board of Directors, an organization which represents over 420 U.S. public college and university members and more than 3.7 million students or 56 percent of the enrollment at all public four-year institutions. He was elected Secretary-Treasurer of the organization in 2008, chaired the organization in 2010-2011, and currently serves on the executive committee as past chair of the AASCU Board. Also, for the past nine years, he has served as one of four faculty members for the week-long AASCU New Presidents' Academy, and currently chairs the Finance Committee of the American Academic Leadership Institute. He previously served three years as president of the Ohio Valley Conference and is currently a member of the Conference finance subcommittee. In addition, he is a vice president of the executive board of the Greater St. Louis Council, Boy Scouts of America, and was elected by local council associates to serve on the National Council, Boy Scouts of America. In 2010, he was awarded the Silver Beaver Award, the highest honor bestowed upon a Boy Scout volunteer by a council.

He earned his B.S. degree in accounting from the University of Akron (Ohio) in 1971 and served as a commissioned officer and civilian executive in the U.S. Air Force for almost 10 years. He received the M.B.A. degree in 1979 from Old

*President Dr. Kenneth W. Dobbins*



## *President Dr. Kenneth W. Dobbins*

Dominion University (Virginia), and the Ph.D. in higher education administration in 1987 from Kent State, where in 2011, he was awarded the Alumni Leadership Award for the College of Education, Health and Human Services Annual Hall of Fame Awards. He is also a Certified Public Accountant in Ohio.


Dr. Dobbins and his wife, Jeanine Larson Dobbins, Founder and Director Emeritus of the Missouri Statewide Early Literacy Intervention Program based at Southeast, have a son, Paul, and a daughter-in-law, Stacey, who are both Southeast graduates, and two grandsons, Lincoln Kenneth and Brady Larson Dobbins.



### Board of Regents



**Doyle L. Privett**  
President



**Kendra Neely-Martin**  
Vice President



**Donald LaFerla**




**Daren Todd**



**Tom M. Meyer**



**Jay Knudtson**



**Kevin J. Magnan**  
Student Representative





# SOUTHEAST MISSOURI STATE UNIVERSITY



The Southeast Missouri State University Department of Athletics is on the rise under the leadership of Mark Alnutt.

Alnutt is in his second year at Southeast after officially taking over as Director of Athletics on April 19, 2012.

When Alnutt speaks, you will often hear him say, "academic excellence," "social development," "competitive success," and the "I-55 Corridor." The first

three are the core values of Southeast's mission, and the latter is the stretch between St. Louis and Memphis which is so important from a branding, recruiting and fundraising standpoint. Alnutt successfully hit all of those areas among other things over the course of a productive 2012-13 campaign.

Academically, Southeast student-athletes combined for a 3.12 cumulative grade point average in the fall and spring semesters. A total of 192 individuals recorded a 3.0 or higher GPA, accounting for 60 percent of all student-athletes. Thirteen of the Redhawks 15 teams achieved a cumulative grade point average over 3.0, including all 10 women's programs.

In line with academics, Alnutt constantly encourages Southeast coaches and student-athletes to be visible in the community. Student-athletes logged over 1,000 hours of community service in such projects like Pink Up Cape, Feed My Starving Children, Project Homeless Connect and Cape Girardeau Adopt-A-

Street last year.

Competition wise, the Redhawks placed third in the Ohio Valley Conference Commissioner's Cup, earning their highest finish in the history of the award. The women's track & field team captured the OVC Indoor Championship and the volleyball team won the OVC West Division. Southeast's men's basketball team finished second in the OVC West Division and turned in its first winning season since 2004-05, as well.

Alnutt was the driving force behind securing the first-ever NCAA football game at the new Busch Stadium in St. Louis. Longstanding regional-rivals Southeast Missouri and Southern Illinois will meet in that matchup on Sept. 21, 2013.

Total giving to athletics also increased by more than 12 percent under Alnutt. As a result, the department raised over \$350,000 through various fundraising initiatives.

Alnutt launched the inaugural Redhawks Road Trip which served as a series of outreach events to give fans, alumni, supporters and community members the opportunity to meet coaches, student-athletes and administration from Southeast Athletics. Stops were made at a number of different locations along the "I-55 Corridor" from May to June.

Prior to accepting his first job as Director of Athletics, Alnutt served as the Senior Associate Athletics Director at the University of Missouri.

Alnutt was the administrative liaison for football; supervised track and field, cross country, gymnastics and golf; spearheaded the department's project management team; served as the primary point person for the Athletic Department, overseeing all aspects of facility project master planning, development, management and implementation; and was involved with external department operations, including



*Director of Athletics Mark Alnutt*



## *Director of Athletics Mark Alnutt*

development, game operations, marketing, media relations, Mizzou Sports Properties and ticket operations.

Alnutt also managed postseason travel arrangements for each of the University of Missouri's 20 intercollegiate sport programs. He oversaw Missouri's Nike contract, the Big Wheels and Flying Tiger programs and the department's relationship with Old Hawthorne Golf Club. In 2009, he managed a \$5 million video board project through the University of Missouri Sports Complex with the centerpiece being a new board at Faurot Field. He also oversaw the design and construction of the new Golden Girls/Gymnastics practice facility in the fall of 2011. Alnutt was actively involved in the solicitation and stewardship efforts of capital gift giving, as well.

Alnutt spent six years at the University of Missouri as director of football operations, adding an assistant athletic director title prior to the 2005-2006 season. In that role, his duties included coordinating the team's travel plans, overseeing the football budget, handling compliance issues, scheduling of facilities, assisting with recruiting operations and managing the day-to-day operations of the football program.

He coordinated public relations and community service events for football, and oversaw all organizational aspects for the University of Missouri's trips to the 2003 and 2005 Independence Bowl games played in Shreveport, La. He also represented the football program as part of the design team that planned the \$16 million expansion and renovation project which turned the Tom Taylor Building into the Missouri Athletics Training Complex.

Alnutt was a three-year letterman for the University of Missouri as a linebacker and tight end from 1993-1995 and was voted the team's champion of the year as a senior. He earned a degree in sociology in 1995 and went to work for Major Brands



as a senior salesman in Kansas City from February 1996 to August 1997. He returned to the University of Missouri to pursue a master's degree in public administration with an emphasis on sports psychology. He joined the Missouri football staff in 1998 as an administrative/video graduate assistant. Alnutt completed his master's degree in May 2000 and took over as director of football operations that August.

A native of Kansas City, Alnutt served as president of the board of directors for Big Brothers/Big Sisters of Boone County and was selected to participate in the 2002-2003 NCAA Leadership Institute for Ethnic Minority Males. In June 2005, he was recognized by Columbia Business Times as one of the Columbia's 40-Under-40 business leaders for his work in the community.

He has participated in the Division I-A Athletic Director's Institute, attended the NACDA Mentoring Institute and chaired

the NCAA Women's Gymnastics committee. In 2010, he was the recipient of an Outstanding Chancellor's Staff recognition and the Barbara S. Uehling Award for Administrative Excellence at the University of Missouri.

More recently, Alnutt was selected to serve a four-year term on the NCAA Minority Opportunities and Interests Committee, effective Sept. 1, 2013.

The NCAA Minority Opportunities and Interests Committee (MOIC) was formed by the Association in January 1990 to review issues related to the interests of ethnic minorities and women. These issues focus on the education and welfare of minority student-athletes, as well as the enhancement of opportunities for ethnic minorities and women in coaching, athletics, administration, officiating and the NCAA governance structure.

Alnutt and his wife, the former Kate Hankins, are the parents of four children, Jaren, Kinleigh, Mason and Aidan.





# SOUTHEAST MISSOURI STATE UNIVERSITY



The mission of Southeast Missouri State University Department of Athletics is to provide a first class, student-athlete centered collegiate experience emphasizing the core values of academic excellence, social development, and competitive success. The Department of Athletics strives to compete at the highest possible level in the Ohio Valley Conference and other conference affiliations. The principles of integrity, student welfare, sportsmanship, ethical conduct, rules compliance, equity and diversity, and the prudent management of resources are the foundation on which we operate.



*Mission Statement*





SEASON PREVIEW







# SOUTHEAST MISSOURI STATE UNIVERSITY

The Southeast Missouri State University softball team will take center stage for its 32nd season under veteran head coach Lana Richmond in 2014.

Richmond, who now has 600 career NCAA Division I wins, looks to help her club bounce back from a 15-33 record a year ago.

Although the team returns three position starters, the primary focus will be inside the circle for the Redhawks this season.

"Obviously, we want to show great improvement from last year," said Richmond. "Pitching is the heartbeat of our sport and we have two freshmen who we will be relying on heavily."

Here is a rundown of this year's team:

## Catching

Sophomore **Chelsea Smith (Webb City, Mo.)** returns after a strong rookie season which landed her a spot on the Ohio Valley Conference All-Newcomer Team.

Smith hit .265 with 10 runs scored, 30 hits, five doubles, a triple and 12 RBI in 45 games and 38 starts behind the plate as a freshman.

Defensively, Smith gunned down 16 baserunners, third-most in the OVC last season.

"Chelsea is a competitor who is experienced as a sophomore meaning she played in over 80 percent of her games her first season," said Richmond. "She has a strong arm and really guides our pitchers and infield. She is our leader behind the plate."

Junior **Jamie Woodworth (Sparta, Ill.)** will help at catcher.

Woodworth saw action in 25 games and made 11 starts a year ago. She hit .235 with one run scored, eight hits, four doubles and two RBI.

"Jamie really improved offensively and is also a good defensive catcher," added Richmond. "We're looking for her to get a lot of playing time back there, as well."

## Infield

Southeast brings back one starter on its infield in junior **Lindsey Patterson (Anna, Ill.)**.

A versatile athlete, Patterson is the top candidate at first base after hitting .273 with 24 runs scored, seven doubles, eight home runs and 19 RBI last season. She ranked fourth on the team in batting average, first in triples (2), second in home runs and fourth in RBI. Patterson started all 48 games for the Redhawks in 2013 and should remain in the lineup as designated player when she's not playing first.

"Lindsey's role be the same as last year," said Richmond. "She will play first base, but could also be in the lineup as designated player. Lindsey can also give us quality innings inside the circle."

Sophomore **Savannah Carpenter (Newbury, Park, Calif.)** and newcomer **Haylee Krack (Moline, Ill.)** will go head-to-head at third base.

Carpenter, who was limited to 25 games and 18 starts due to a knee injury, hit .288 with three runs scored, three doubles, a home run and seven RBI as a freshman.

"Savannah is a consistent bat in our lineup and we sorely missed that last year," said Richmond.

Krack was a First-Team All-Region selection and National Junior College Athletic Association All-American at Kirkwood

Community College. She hit .404 with 19 home runs, 15 doubles, 59 runs scored and 71 RBI to cap her outstanding junior college career.

"Haylee has the ability to play both corner positions and she brings another bat to us," commented Richmond.

While the corners are set with Patterson, Carpenter and Krack, Southeast fills the middle of its infield with **Summer Burger (New Hamburg, Mo.)**, **Rachael Duncan (Simi Valley, Calif.)** and **Leah Duffe (Moscow, Iowa)**.

Burger returns at second base, where she played in 30 games and made 16 starts as a freshman last season. She had 34 putouts, 26 assists and finished her rookie campaign with a .952 fielding percentage.

"Summer knows our defensive alignments so well just from one year of part-time experience," commented Richmond.

Meanwhile, Duncan is projected to make her starting debut at shortstop.

Duncan boasted a .407 batting average with 22 hits, 14 RBI and 16 runs scored as a senior at Royal High School. She capped her prep campaign with a .508 on-base percentage that year, as well.

"Rachael got a lot of quality time at shortstop in the fall and will help strengthen our middle infield," said Richmond.

Duffe, Southeast's latest addition, could see ample playing time at both second base and short. She hit .384 with 79 runs scored, 10 home runs, 44 RBI and 10 stolen bases as a freshman at Kirkwood Community College a year ago.

"Leah is going to be a solid addition for us at both positions," quoted Richmond. "We also look for her to give us a strong offensive punch."





## Outfield

Southeast's outfield will feature three seniors headlined by center fielder **Alexis Anderson (Buford, Ga.)**.

Anderson made a huge splash in her first season with the Redhawks when earned First-Team All-OVC and Second-Team National Fastpitch Coaches Association All-Mideast Region honors in 2013.

She hit .403 and led Southeast in several categories, including batting average, hits (54), slugging percentage (.600) and on-base percentage (.434). Anderson started 46 games and led the league with 40 hits in conference play. She became the first Redhawk to hit over .400 or better in a season since 2008 (Megan McDonald).

"I expect teams to pitch to Alexis differently this year after the season she had," said Richmond. "We look for her to walk a lot more because teams will be pitching around her. Defensively, we look for her to be much more improved."

Starting alongside Anderson will be right fielder **Renee Terry (Florissant, Mo.)** and left fielder **Kelsey Gass (Gilford, Ill.)**.

Terry hit .286 with five runs scored and four hits in 32 games and three starts last season, while Gass participated in 24 contests and started five.

"Renee has improved all throughout her career both offensively and defensively. Kelsey is probably one of our best defensive players in the outfield," said Richmond.

**Sarah Lindsie Heifner (St. Charles, Mo.), KC Saxe (Moorpark, Calif.),**

**Nicole Deering (Nashville, Ill.)** and **Meaghan Touchette (Columbia, Ill.)** are the other Redhawk outfielders.

Heifner did not see action due to injury last season. She underwent labrum surgery and could see action as a pinch-hitter or designated player this year.

"Sarah is out for us defensively, but gives us another bat," said Richmond. "She is still recovering from her injury."

Saxe completed her prep career at Moorpark High School with a .220 batting average, 15 runs scored, 12 RBI, a double and two home runs in 2013.

Deering was a four-year starter at Nashville High School, where she garnered First-Team All-Conference, All-Metro and All-South accolades. She boasted a career batting average of .404 and hit .463 as a senior.

"Nicole and KC are both slappers who bring speed to the offensive side for us," said Richmond.

Touchette joins the Redhawks after spending the last two seasons at Lake Land College. A two-year starter, she helped lead the Lakers to back-to-back Great Rivers Athletic Conference and Region 24 titles.

"Right now, Meaghan's status is questionable due to injury," said Richmond.

## Pitching

As Richmond mentioned, pitching will be the lifeblood as freshmen **Aubrey Denno (North Newton, Kan.)** and **Keaira Schilling (Kirksville, Mo.)** will split time in the circle.

Denno was a First-Team All-Conference performer at Hesston High School and pitched a lot of innings this past fall.

Schilling was a North Central Missouri All-Conference selection at Kirksville High School. She

compiled a 12-7 record and 1.74 ERA with 102 strikeouts and only 19 walks in 81 innings her junior year.

"We are looking for Aubrey and Keaira to help us set the tone and be more consistent," said Richmond. "They are going to get the bulk of the innings."

Returnees Hannah Durham (Union, Mo.) and Lindsey Patterson (Anna, Ill.) complete this year's pitching staff.

Durham fashioned a 4-8 record and 5.29 ERA in 31 appearances and 12 starts as a freshmen in 2013. She recorded 54 strikeouts in 95.1 innings.

Patterson went 3-2 with a 5.11 ERA in 17 games and one start. She posted 10 strikeouts in 24.2 innings.

"We want to start out strong and we are going to play very aggressively on the basepaths and at the plate," concluded Richmond. "We want to manufacture a lot of runs and complement that with good pitching."

## Quick Facts

Location .....	Cape Girardeau, Mo.
Founded .....	1873
Enrollment .....	11729
Nickname .....	Redhawks
Colors .....	Red and Black
Affiliation .....	NCAA Division I
Conference .....	Ohio Valley
Facility .....	SE Softball Complex (600)
President .....	Dr. Kenneth W. Dobbins
Director of Athletics .....	Mark Alnutt
Website .....	GoSoutheast.com
Ticket Office Phone .....	(573) 651-2113

## Coaching Staff

Head Coach .....	Lana Richmond
Year at Southeast .....	32nd
Alma Mater, Year .....	Berea College, 1980
Career Record (Yrs.) .....	873-676-2 (31)
Record at Southeast (Yrs.) .....	Same
Assistant Coaches .....	Sarah Willis, Stephanie Mata

## Team Information

2013 Record .....	15-33
2013 OVC Record/Finish .....	6-18/10th
Position Starters Returning/Lost .....	3/6
Pitchers Returning/Lost .....	2/2
Letterwinners Returning/Lost .....	9/7







# SOUTHEAST MISSOURI STATE UNIVERSITY

## Numerical

No.	Name	Pos.	Ht.	B-T	Class	Hometown	High School/Previous College
3	Alexis Anderson	OF/UT	5-5	R-R	Sr.	Buford, Ga.	North Gwinnett Hoch/Tallahassee CC
4	Summer Burger	INF	5-5	R-R	So.	New Hamburg, Mo.	Notre Dame H.S.
5	Sarah Lindsie Heifner	OF	5-10	R-R	So.	St. Charles, Mo.	St. Charles West
6	Renee Terry	OF	5-8	L-R	Sr.	Florissant, Mo.	Hazelwood West
7	Meaghan Touchette	OF	5-7	R-R	Jr.	Columbia, Ill.	Columbia/Lake Land College
8	Haylee Krack	INF	5-8	R-R	Jr.	Moline, Ill.	Union Township/Kirkwood CC
9	Rachael Duncan	INF	5-4	R-R	Fr.	Simi Valley, Calif.	Royal
11	Nicole Deering	OF	5-1	L-R	Fr.	Nashville, Ill.	Nashville
12	Keaira Schilling	P	5-9	R-R	Fr.	Kirksville, Mo.	Kirksville
14	Aubrey Denno	P	5-8	R-R	Fr.	North Newton, Kan.	Hesston
16	Leah Duffe	INF	5-7	R-R	So.	Moscow, Iowa	Wilton/Kirkwood CC
17	Kelsey Gass	OF	5-6	R-R	Sr.	Gilford, Ill.	Rantoul Township/Kankakee CC
20	Lindsey Patterson	P/UT	5-7	R-R	Jr.	Anna, Ill.	Anna-Jonesboro
21	Jamie Woodworth	C	5-5	R-R	Jr.	Sparta, Ill.	Sparta
22	KC Saxe	UT	5-3	R-R	Fr.	Moorpark, Calif.	Moorpark
23	Chelsea Smith	C	5-5	R-R	So.	Webb City, Mo.	Webb City
24	Savannah Carpenter	INF	5-4	R-R	So.	Newbury Park, Calif.	Oaks Christian
25	Hannah Durham	P/INF	5-8	R-R	So.	Union, Mo.	St. Francis Borgia

## Alphabetical

No.	Name	Pos.	Ht.	B-T	Class	Hometown	High School/Previous College
3	Alexis Anderson	OF/UT	5-5	R-R	Sr.	Buford, Ga.	North Gwinnett Hoch/Tallahassee CC
4	Summer Burger	INF	5-5	R-R	So.	New Hamburg, Mo.	Notre Dame H.S.
24	Savannah Carpenter	INF	5-4	R-R	So.	Newbury Park, Calif.	Oaks Christian
11	Nicole Deering	OF	5-1	L-R	Fr.	Nashville, Ill.	Nashville
14	Aubrey Denno	P	5-8	R-R	Fr.	North Newton, Kan.	Hesston
16	Leah Duffe	INF	5-7	R-R	So.	Moscow, Iowa	Wilton/Kirkwood CC
9	Rachael Duncan	INF	5-4	R-R	Fr.	Simi Valley, Calif.	Royal
25	Hannah Durham	P/INF	5-8	R-R	So.	Union, Mo.	St. Francis Borgia
17	Kelsey Gass	OF	5-6	R-R	Sr.	Gilford, Ill.	Rantoul Township/Kankakee CC
8	Haylee Krack	INF	5-8	R-R	Jr.	Moline, Ill.	Union Township/Kirkwood CC
5	Sarah Lindsie Heifner	OF	5-10	R-R	So.	St. Charles, Mo.	St. Charles West
20	Lindsey Patterson	P/UT	5-7	R-R	Jr.	Anna, Ill.	Anna-Jonesboro
22	KC Saxe	UT	5-3	R-R	Fr.	Moorpark, Calif.	Moorpark
12	Keaira Schilling	P	5-9	R-R	Fr.	Kirksville, Mo.	Kirksville
23	Chelsea Smith	C	5-5	R-R	So.	Webb City, Mo.	Webb City
6	Renee Terry	OF	5-8	L-R	Sr.	Florissant, Mo.	Hazelwood West
7	Meaghan Touchette	OF	5-7	R-R	Jr.	Columbia, Ill.	Columbia/Lake Land College
21	Jamie Woodworth	C	5-5	R-R	Jr.	Sparta, Ill.	Sparta

**Head Coach:** Lana Richmond (32nd Season/Berea College, 1980)

**Assistant Coaches:** Sarah Willis (Second Season/Texas Tech, 2008), Stephanie Mata (Second Season/Southeast Missouri, 2007)

## Roster Breakdown

Total Squad Members.....	18
Seniors .....	3
Juniors .....	4
Sophomores .....	6
Freshmen .....	5

## By Position

Infielders .....	5
Pitchers .....	4
Catchers .....	2
Outfielders .....	6
Utility Players .....	1

## Breakdown by State

California .....	3
Georgia .....	1
Illinois .....	6
Iowa .....	1
Kansas .....	1
Missouri .....	6

## Other Team Information

Position Starters Returning .....	3
Position Starters Lost .....	6
Pitchers Returning .....	2
Pitchers Lost .....	2
Letterwinners Returning .....	9
Letterwinners Lost .....	7
Bats Left .....	2
Throws Left .....	0
Junior College Transfers .....	5

## Pronunciation Guide


Sarah Lindsie Heifner .....	HEFF-ner
Meaghan Touchette .....	TWO-Shay
Leah Duffe .....	Duff-EE



## Radio/TV Roster




**3**  
**Alexis Anderson**  
OF/UT • 5-5 • R/R • Sr.  
Buford, Ga.



**4**  
**Summer Burger**  
INF • 5-5 • R/R • So.  
New Hamburg, Mo.




**5**  
**Sarah Lindsie Heifner**  
OF • 5-10 • R/R • So.  
St. Charles, Mo.




**6**  
**Renee Terry**  
OF • 5-8 • L/R • Sr.  
Florissant, Mo.



**Lana Richmond**  
Head Coach  
32nd Season



**7**  
**Meghan Touchette**  
OF • 5-7 • R/R • Jr.  
Columbia, Ill.




**8**  
**Haylee Krack**  
INF • 5-8 • R/R • Jr.  
Moline, Ill.




**9**  
**Rachael Duncan**  
INF • 5-4 • R/R • Fr.  
Simi Valley, Calif.




**11**  
**Nicole Deering**  
OF • 5-1 • L/R • Fr.  
Nashville, Ill.




**Sarah Willis**  
Assistant Coach  
Second Season




**12**  
**Keaira Schilling**  
P • 5-9 • R/R • Fr.  
Kirkville, Mo.




**14**  
**Aubrey Denno**  
P • 5-8 • R/R • Fr.  
North Newton, Kan.




**16**  
**Leah Duffe**  
INF • 5-7 • R/R • So.  
Moscow, Iowa




**17**  
**Kelsey Gass**  
OF • 5-6 • R/R • Sr.  
Gilford, Ill.




**Stephanie Mata**



**20**  
**Lindsey Patterson**  
P/UT • 5-7 • R/R • Jr.  
Anna, Ill.




**21**  
**Jamie Woodworth**  
C • 5-5 • R/R • Jr.  
Sparta, Ill.




**22**  
**KC Saxe**  
UT • 5-3 • R/R • Fr.  
Moorpark, Calif.



**23**  
**Chelsea Smith**  
C • 5-5 • R/R • So.  
Webb City, Mo.



**24**  
**Savannah Carpenter**  
INF • 5-4 • R/R • So.  
Newbury Park, Calif.



**25**  
**Hannah Durham**  
P/INF • 5-8 • R/R • So.  
Union, Mo.







# SOUTHEAST MISSOURI STATE UNIVERSITY



Date	Opponent	Location	Time
February 14	vs. Houston Baptist #	Monroe, La.	1:15 p.m.
	at Louisiana-Monroe #	Monroe, La.	3:15 p.m.
February 15	vs. Houston Baptist #	Monroe, La.	11 a.m.
	vs. Grambling State #	Monroe, La.	1:15 p.m.
February 16	vs. Grambling State #	Monroe, La.	Noon
February 22	vs. Lipscomb !	Memphis, Tenn.	12:30 p.m.
	vs. Loyola-Chicago !	Memphis, Tenn.	3 p.m.
February 23	vs. Ball State !	Memphis, Tenn.	10 a.m.
	at Memphis !	Memphis, Tenn.	Noon
<b>March 1</b>	<b>Missouri State ^</b>	<b>Cape Girardeau, Mo.</b>	<b>Noon</b>
	<b>UMKC ^</b>	<b>Cape Girardeau, Mo.</b>	<b>4 p.m.</b>
<b>March 2</b>	<b>Saint Louis ^</b>	<b>Cape Girardeau, Mo.</b>	<b>Noon</b>
	<b>TBA</b>	<b>Cape Girardeau, Mo.</b>	<b>TBA</b>
<b>March 7</b>	<b>Northern Iowa &amp;</b>	<b>Cape Girardeau, Mo.</b>	<b>2 p.m.</b>
	<b>South Dakota State &amp;</b>	<b>Cape Girardeau, Mo.</b>	<b>4 p.m.</b>
<b>March 8</b>	<b>South Dakota State &amp;</b>	<b>Cape Girardeau, Mo.</b>	<b>11:30 a.m.</b>
	<b>IUPUI &amp;</b>	<b>Cape Girardeau, Mo.</b>	<b>3:30 p.m.</b>
<b>March 9</b>	<b>IUPUI &amp;</b>	<b>Cape Girardeau, Mo.</b>	<b>2 p.m.</b>
<b>March 12</b>	<b>Missouri Baptist (DH)</b>	<b>Cape Girardeau, Mo.</b>	<b>3 p.m.</b>
March 15	Eastern Illinois (DH)*	Charleston, Ill.	1 p.m.
March 16	Eastern Illinois*	Charleston, Ill.	1 p.m.
<b>March 18</b>	<b>North Dakota State</b>	<b>Cape Girardeau, Mo.</b>	<b>2 p.m.</b>
March 19	Indiana State (DH)	Terre Haute, Ind.	3 p.m.
March 20	Evansville (DH)	Evansville, Ind.	3 p.m.
March 22	Eastern Kentucky (DH)*	Richmond, Ky.	11 a.m.
March 23	Morehead State (DH)*	Morehead, Ky.	11 a.m.

<b>March 29</b>	<b>Austin Peay (DH)*</b>	<b>Cape Girardeau, Mo.</b>	<b>1 p.m.</b>
<b>March 30</b>	<b>Austin Peay*</b>	<b>Cape Girardeau, Mo.</b>	<b>1 p.m.</b>
<b>April 5</b>	<b>Belmont (DH)*</b>	<b>Cape Girardeau, Mo.</b>	<b>Noon</b>
<b>April 6</b>	<b>Tennessee State (DH)*</b>	<b>Cape Girardeau, Mo.</b>	<b>Noon</b>
April 8	Southern Illinois	Carbondale, Ill.	5 p.m.
April 12	SIU Edwardsville (DH)*	Edwardsville, Ill.	1 p.m.
April 13	SIU Edwardsville*	Edwardsville, Ill.	1 p.m.
<b>April 18</b>	<b>Jacksonville State (DH)*</b>	<b>Cape Girardeau, Mo.</b>	<b>Noon</b>
<b>April 19</b>	<b>Tennessee Tech (DH)*</b>	<b>Cape Girardeau, Mo.</b>	<b>2 p.m.</b>
April 23	Saint Louis (DH)	St. Louis, Mo.	3 p.m.
April 26	UT Martin (DH)*	Martin, Tenn.	1 p.m.
April 27	UT Martin (DH)*	Martin, Tenn.	1 p.m.
<b>May 3</b>	<b>Murray State (DH)*</b>	<b>Cape Girardeau, Mo.</b>	<b>1 p.m.</b>
<b>May 4</b>	<b>Murray State*</b>	<b>Cape Girardeau, Mo.</b>	<b>1 p.m.</b>
May 7	OVC Tournament	TBA	TBA
May 8	OVC Tournament	TBA	TBA
May 9	OVC Tournament	TBA	TBA

All Dates Subject to Change

All Times Central and Subject to Change

## Home Games in Bold

\* Denotes Ohio Valley Conference Game

# - Mardi Gras Classic (Monroe, La.)

! - Blues City Classic (Memphis, Tenn.)

^ - All-Missouri Cancer Classic (Cape Girardeau, Mo.)

& - Southeast Games (Cape Girardeau, Mo.)

2014 Schedule





COACHING STAFF







# SOUTHEAST MISSOURI STATE UNIVERSITY



- Head Coach
- 32nd Season
- Berea College, 1980



**LANA RICHMOND**

Lana Richmond begins her 32nd season as head coach at Southeast Missouri.

Richmond, who has the longest consecutive tenure of any Southeast and current Ohio Valley Conference coach, ranks among NCAA Division I head coaches in victories. She has compiled 600 NCAA Division I wins and 873 victories in her career.

Richmond first took over as head coach in 1982 and built her program from the ground up. She started with only two scholarships, and nine years later, guided her 1991 team to the school's first-ever NCAA Final Four appearance. Richmond and that team were inducted into the Southeast Athletics Hall of Fame on

Dec. 9, 2011.

Over the past 31 seasons, Richmond has experienced unparalleled success, climbing the ranks to become the winningest coach in Ohio Valley Conference history. She has led her Southeast Missouri teams to four NCAA Division II Tournament berths, one NCAA Division II Final Four, one NCAA Division I Tournament appearance, five OVC regular-season titles and five OVC Tournament crowns.

In three decades, Richmond has coached nine All-Americans, 37 First-Team All-OVC selections, four OVC Player of the Year honorees, three OVC Pitcher of the Year award-winners and one OVC

Freshman of the Year.

Southeast Missouri was a Division II member and affiliate of the Missouri Intercollegiate Athletic Association (MIAA) during its first 10 seasons under Richmond. Southeast made NCAA Tournament appearances in 1986, 1987, 1989 and 1991 at that level. The 1986 squad finished with a school record 40 wins. Richmond's efforts culminated in her being named the NCAA Division II Regional Coach of the Year in 1987 and 1991.

Richmond's teams continued to achieve high levels of success after Southeast joined the NCAA Division I ranks in 1992. The Redhawks dominated the OVC in the 1990s, securing five-straight OVC regular-season championships (1995-99) and five OVC Tournament crowns -- including four in a row from 1996-99. The 1999 team, which went 31-17 overall and 16-2 in league play, advanced to the NCAA Regional in Tucson, Ariz. In addition, Southeast produced 30 or more wins in 10 of its 21 NCAA Division I seasons.

A five-time OVC Coach of the

Year, Richmond has reached plenty of milestones throughout her decorated career.

She became the 42nd softball coach in NCAA history to get 800 career victories when the Redhawks beat SIU Edwardsville, 3-2, on Apr. 22, 2010. More recently, Richmond secured her 600th career NCAA Division I win when Southeast defeated regional-rival Southern Illinois, 14-7, on Apr. 25, 2013.

Richmond has coached over 300 student-athletes who have played the biggest part in making Southeast a valid contender year-in and year-out.

"It's all about the student-athletes who have worn a Southeast uniform," said Richmond. "They are the ones who have performed on the field. I have just been fortunate to guide them through this wonderful journey over the last 31 years."

To Richmond's credit, these individuals were just as impressive in the classroom.

In fact, the Redhawks ranked 86th among the 2012-13 National Fastpitch Coaches Association All-Academic Teams with a 3.16 GPA.



## Richmond's Milestone Wins

No.	Opponent	Date	Score
1	vs. SIU Edwardsville .....	April 12, 1983	4-3
50	vs. Saint Louis.....	1985	4-0
100	vs. Akron .....	April 8, 1986	2-1
150	vs. Lock Haven .....	1988	1-0
200	vs. Lake Superior State.....	March 6, 1990	3-2
250	vs. Quincy .....	March 19, 1991	7-0
300	vs. Maine.....	March 10, 1993	3-2
350	vs. Morehead State.....	April 9, 1994	11-5
400	vs. Eastern Kentucky .....	April 28, 1995	3-2
450	vs. Morehead State.....	March 31, 1997	6-0
500	vs. Southern Illinois.....	March 28, 1998	3-2
550	vs. Tennessee Tech.....	May 1, 1999	5-2
600	vs. Saint Louis.....	April 18, 2001	11-3
650	vs. Austin Peay .....	April 7, 2004	8-0
700	vs. Evansville .....	March 29, 2006	10-1
750	vs. Middle Tennessee .....	April 9, 2008	6-4
800	vs. SIU Edwardsville .....	April 22, 2010	3-2
850	vs. Austin Peay .....	April 14, 2012	5-4 (8)

*Head Coach Lana Richmond*



## Head Coach Lana Richmond

It marked the 14th-straight season where Southeast has earned NFCA All-Academic recognition. Additionally, Southeast placed itself among the top-10 academic teams six times, with the 2002 squad earning the highest ranking after sporting the nation's second-best GPA.

"This accomplishment is a tribute to our student-athletes and the high standards they have set for themselves," commented Richmond. "This is reinforced by the priority placed on academics instilled in this program."

Richmond has been a member of the NFCA since 1987 and served on the NCAA Division II All-American and Regional Ranking Committees. She last served a two-year stint on the NCAA Division I South Region Ranking Committee and NFCA Top-25.

A 1980 graduate of Berea College (Ky.), Richmond began her coaching career at Georgetown College, before becoming both the head volleyball and softball coach at Southeast.

As a volleyball coach, Richmond led Southeast to a 203-91 record in seven seasons before choosing to concentrate solely on softball.

Richmond also served as Senior Woman Administrator and Assistant Director of Athletics at Southeast for over 20 years prior to relinquishing those duties so she could devote more time to family and coaching softball.

"Coaching at Southeast has been an honor and I believe it has been my calling," quoted Richmond. "I am grateful Southeast has granted me the opportunity to work and coach here."

Richmond, and her husband, Tim, have a 21-year old daughter, Jordyn, who is a junior at Southeast Missouri.

### Richmond's Year-by-Year Records

<u>Year</u>	<u>School</u>	<u>Record</u>	<u>Conference Record</u>	<u>Conference Finish</u>	<u>Postseason</u>
1983	Southeast Missouri	13-10	3-3 / MIAA	-	-
1984	Southeast Missouri	25-8	8-2 / MIAA	-	-
1985	Southeast Missouri	32-17	9-2 / MIAA	-	-
1986	Southeast Missouri	40-16	13-5 / MIAA	-	NCAA South Regional
1987	Southeast Missouri	39-13	9-3 / MIAA	-	NCAA Central Regional
1988	Southeast Missouri	21-20	4-8 / MIAA	-	-
1989	Southeast Missouri	37-21	6-2 / MIAA	-	NCAA South Regional
1990	Southeast Missouri	28-21	5-5 / MIAA	-	-
1991	Southeast Missouri	38-14	11-4 / MIAA	-	NCAA Final Four
<b>NCAA Division II Totals</b>		<b>273-140 (.661)</b>	<b>68-34 (.667)</b>	-	-
1992	Southeast Missouri	35-18	-	-	-
1993	Southeast Missouri	30-19	-	-	-
1994	Southeast Missouri	36-22	17-9 / OVC	3rd	OVC Tournament Champions
1995	Southeast Missouri	38-20	22-4 / OVC	1st*	-
1996	Southeast Missouri	39-9	22-2 / OVC	1st*	OVC Tournament Champions
1997	Southeast Missouri	33-23-1	20-5 / OVC	1st*	OVC Tournament Champions
1998	Southeast Missouri	38-13-1	16-2 / OVC	1st*	OVC Tournament Champions
1999	Southeast Missouri	31-17	16-2 / OVC	1st*	OVC Tournament Champions, NCAA Regional (Tucson, Ariz.)
2000	Southeast Missouri	31-24	17-7 / OVC	3rd	-
2001	Southeast Missouri	25-25	16-5 / OVC	2nd	-
2002	Southeast Missouri	14-27	9-12 / OVC	5th	-
2003	Southeast Missouri	18-29	11-9 / OVC	4th	-
2004	Southeast Missouri	16-36	10-14 / OVC	6th	-
2005	Southeast Missouri	27-28	13-14 / OVC	5th	-
2006	Southeast Missouri	28-24	14-13 / OVC	5th	-
2007	Southeast Missouri	20-29	11-16 / OVC	8th	-
2008	Southeast Missouri	24-28	11-16 / OVC	8th	-
2009	Southeast Missouri	29-21	16-8 / OVC	2nd	-
2010	Southeast Missouri	17-31	6-17 / OVC	10th	-
2011	Southeast Missouri	31-30	17-12 / OVC	5th	-
2012	Southeast Missouri	25-30	13-16 / OVC	7th	-
2013	Southeast Missouri	15-33	6-18 / OVC	10th	-
<b>NCAA Division I Totals</b>		<b>600-536-2 (.527)</b>	<b>283-201 (.585)</b>	-	-
<b>Career Record</b>		<b>873-676-2 (.564)</b>			

\* OVC Regular-Season Champions

#### Coaching Honors

- 1987 NCAA Division II Regional Coach of the Year
- 1991 NCAA Division II Regional Coach of the Year
- 1995 OVC Coach of the Year
- 1996 OVC Coach of the Year
- 1997 OVC Coach of the Year
- 1998 OVC Coach of the Year
- 2009 OVC Coach of the Year

• Inducted into the Southeast Athletics Hall of Fame in 2011 as coach of the 1991 Softball Team, which made the school's only NCAA Final Four appearance.

#### Current NCAA Rankings

- 14th in Victories (min. 5 years as Division I head coach)
- 26th in Victories (min. 10 years as Division I head coach)
- 40th in Victories (All Divisions)





# SOUTHEAST MISSOURI STATE UNIVERSITY



- Assistant Coach
- Second Season
- Texas Tech, 2008



## SARAH WILLIS

Sarah Willis enters her second year as an assistant coach at Southeast Missouri.

Willis coaches the pitchers, catchers, works with the Redhawks slap-hitters and is involved with recruiting. She also coordinates the team's community service efforts.

Prior to Southeast, Willis worked as an assistant coach at Princeton University for three seasons. She coached the pitchers, catchers, outfielders, handled recruiting and monitored players' academic progress and class schedules among other duties during her time with the Tigers. Willis assisted in organizing and structuring Princeton softball camps/clinics and special events. Additionally, Willis helped the Tiger pitching staff lower its ERA 1.6 points in her two years, coaching two starting pitchers to multiple honors.

Willis has other coaching experience with the North Carolina

Diamonds Professional Softball Organization in Charlotte, N.C., where she assisted in the skill instruction and management of pitchers, catchers, outfielders and offense.

A native of Snoquamile, Wash., Willis was a regular part of the Texas Tech University pitching staff from 2005-08, finishing her career with 22 wins, 38 starts, 113 appearances and 298 strikeouts. She ranked among all-time pitching leaders in wins, games started, complete games, innings pitched, appearances, and strikeouts.

An accomplished student, Willis completed her bachelor's degree in psychology at Texas Tech in 2008 and later earned her master's degree in exercise and sport sciences. She made the Texas Tech dean's and president's honor lists, and earned a spot on the Big 12 All-Academic Team as an undergraduate. In 2007, Willis had the highest GPA of any female athlete at the school.



- Assistant Coach
- Second Season
- Southeast Missouri, 2007



## STEPHANIE MATA

Stephanie Mata returned to Southeast Missouri as an assistant coach after playing for the Redhawks from 2004-07. Mata is in her second year in charge of hitting and outfield defense. She also assists with recruiting for Southeast.

Before returning to Southeast, Mata spent two seasons as head coach at Oakton Community College in Des Plaines, Ill.

Prior to Oakton, Mata held a graduate assistant coaching position at Southern Arkansas University in Magnolia, Ark.

Mata gained coaching and teaching experience at the high school and middle school levels in the Egyptian School District in Tamms, Ill. She was a physical education teacher, head varsity softball coach and middle school basketball coach during that time.

While a student at Southeast, Mata graduated Cum Laude with a bachelor's degree in Education and went on to get her master's in Higher Education Administration with an emphasis in Athletic Administration.






PLAYER PROFILES







# SOUTHEAST MISSOURI STATE UNIVERSITY



- Outfield/Utility Player
- 5-5 • R-R • Senior
- Buford, Ga.
- North Gwinnett H.S.
- Tallahassee CC



3

ALEXIS ANDERSON

► **2013:** Garnered First-Team All-Ohio Valley Conference, OVC All-Newcomer and Second-Team NFCA All-Mideast Region honors...Started 46 games, 41 of which were in center field...Hit .403 and led the Redhawks in several categories, including batting average, hits (54), slugging percentage (.600) and on-base percentage (.434)...Ranked second in the OVC and led the league with 40 hits in conference play...Became the first Southeast player to hit .400 or better in a season since 2008 (Megan McDonald)...Tied for second on the team with eight home runs and finished third with 26 RBI...Ranked second on the team with six stolen bases in eight attempts...Struck out just nine times in 144 at-bats...Led the Redhawks with 17 mutiple-hit games...Knocked in two or more runs on six occasions...Narrowly missed hitting for the cycle when she went a perfect 4-for-4 with a double, home run, two runs scored, three RBI and two stolen bases at Murray State (3/16)...Pieced together a season-long 10-game hitting streak from Apr. 13-28...Posted a season-best five RBI vs. UT Martin (5/4)...Ranked third in the OVC in batting average.

► **Tallahassee CC:** Made majority of her starts in center field and gained experience as a shortstop and third baseman...Began her junior college career earning First-Team Panhandle Conference and Gulf District All-Tournament honors as a freshman in 2011...Finished with a team-high .370 batting average in the leadoff spot...Contributed 10 home runs, 28 RBI and 14 stolen bases, helping lead her team to a third-place finish at the NJCAA World Series that year...Second-Team All-South Region pick in 2012...Earned All-Conference honors after hitting over .300 with nine home runs and 35 RBI...Posted 13 stolen bases.

► **Prep:** Attended North Gwinnett High School...Three-time All-County and two-time All-State honoree.

► **Personal:** Born October 25, 1992...Majoring in Mass Communication and Public Relations...Daughter of Jennifer Anderson.



## Anderson's Career-Highs

At-Bats	5	.....	3x, last vs. UT Martin (5/4/13)
Runs	3	.....	2x, last vs. Southern Illinois (4/25/13)
Hits	4	.....	at Murray State (3/16/13)
Doubles	2	.....	vs. Grambling State (2/8/13)
Triples	1	.....	vs. Southern Illinois (4/25/13)
Home Runs	1	.....	8x, last vs. UT Martin (5/4/13)
RBI	2	.....	2x, last at Austin Peay (4/14/12)
Stolen Bases	2	.....	at Murray State (3/16/13)

## Alexis Anderson's Career Statistics at Southeast Missouri

Year	Avg.	GP-GS	AB	R	H	2B	3B	HR	RBI	TB	SLG%	BB	HBP	SO	GDP	OB%	SF	SH	SB-ATT	PO	A	E	FLD%
2013	.403	48-46	144	27	58	7	1	8	26	91	.632	7	1	9	0	.434	0	3	6-8	60	3	10	.863

## Alexis Anderson's Career Statistics in Ohio Valley Conference Games

Year	Avg.	GP-GS	AB	R	H	2B	3B	HR	RBI	TB	SLG%	BB	HBP	SO	GDP	OB%	SF	SH	SB-ATT	PO	A	E	FLD%
2013	.500	24-24	80	19	40	5	0	7	19	66	.825	3	1	4	0	.524	0	1	3-5	33	1	5	.872

Meet the Redhawks



*Meet the Redhawks*



**3 ALEXIS ANDERSON**





# SOUTHEAST MISSOURI STATE UNIVERSITY



• Infield  
• 5-5 • R-R • Sophomore  
• New Hamburg, Mo.  
• Notre Dame H.S.



4

**SUMMER BURGER**

►► **2013:** Ohio Valley Conference Medal of Honor recipient and OVC Commissioner's Honor Roll selection...Southeast Scholar-Athlete...National Fastpitch Coaches Association All-America Scholar-Athlete...Saw action in 30 games and made 16 starts at second base...First career start was vs. Grambling State (2/8)...Scored three runs in four at-bats...Committed just three errors...Started 13 of her last 15 games of the season at second base...Scored once as a pinch-runner vs. Mississippi State (2/24), Indiana State (3/13) and Murray State (3/16).

►► **Prep:** Three-year starter and four-year letterwinner at Notre Dame Regional High School...Garnered All-District, All-Conference and All-State laurels...*Southeast Missourian* Co-Softball Player of the Year honoree...Helped lead her team to a State Championship as a sophomore...Graduated in the top 10% of her class...Also played basketball.

►► **Personal:** Born August 6, 1994...Majoring in Nursing...Daughter of Russell and Stephanie Burger.



## Burger's Career-Highs

At-Bats	2	..... vs. Grambling State (2/8/13)
Runs	1	..... 3x, last at Murray State (3/16/13)
Hits	-	.....
Doubles	-	.....
Triples	-	.....
Home Runs	-	.....
RBI	-	.....
Stolen Bases	-	.....

## Summer Burger's Career Statistics at Southeast Missouri

Year	Avg.	GP-GS	AB	R	H	2B	3B	HR	RBI	TB	SLG%	BB	HBP	SO	GDP	OB%	SF	SH	SB-ATT	PO	A	E	FLD%
2013	.000	30-16	4	3	0	0	0	0	0	0	.000	0	0	2	0	.000	0	0	0-1	34	26	3	.952

## Summer Burger's Career Statistics in Ohio Valley Conference Games

Year	Avg.	GP-GS	AB	R	H	2B	3B	HR	RBI	TB	SLG%	BB	HBP	SO	GDP	OB%	SF	SH	SB-ATT	PO	A	E	FLD%
2013	.000	14-10	1	1	0	0	0	0	0	0	.000	0	0	0	0	.000	0	0	0-0	24	18	1	.977

*Meet the Redhawks*



*Meet the Redhawks*



**4 SUMMER BURGER**

**2014 SOFTBALL GUIDE**





# SOUTHEAST MISSOURI STATE UNIVERSITY



• Infield  
• 5-4 • R-R • Sophomore  
• Newbury Park, Calif.  
• Oaks Christian H.S.



**24 SAVANNAH CARPENTER**

►► **2013:** Ohio Valley Conference Commissioner's Honor Roll selection... Southeast Scholar-Athlete... Missed most of the season due to injury... Participated in 25 games, starting 18 at third base... Hit .288 with three runs scored, 17 hits, three doubles, a home run and seven RBI... Established season-highs in hits and RBI when she went 3-for-3 with a run scored, her first career home run and three runs batted in vs. Bowling Green (3/9)... Hit safely in six of her first eight games of the season... Registered four multiple-hit games and two multi-RBI performances... Made first career start at third base at Jackson State (2/7)... Was limited to six games in OVC play.

►► **Prep:** Hit over .400 in each of her four prep seasons at Oaks Christian High School... Three-year starter, who played both third base and catcher... Hit a career-best .467 with four home runs and 29 RBI as a senior... Boasted a .426 batting average with six homers and 38 RBI her junior year... Three-time First-Team All-County pick... Also played basketball and soccer.

►► **Personal:** Born January 7, 1994... Majoring in Sports Medicine... Daughter of Scott and Teresa Carpenter... Her brother, Rudy, plays football at Arizona State University.



## Carpenter's Career-Highs

At-Bats	5	..... vs. Detroit (2/22/13)
Runs	1	..... 3x, last vs. Bowling Green (3/10/13)
Hits	3	..... vs. Bowling Green (3/10/13)
Doubles	1	..... 3x, last vs. Samford (2/23/13)
Triples	-	..... -
Home Runs	1	..... vs. Bowling Green (3/10/13)
RBI	3	..... vs. Bowling Green (3/10/13)
Stolen Bases	-	..... -

## Savannah Carpenter's Career Statistics at Southeast Missouri

Year	Avg.	GP-GS	AB	R	H	2B	3B	HR	RBI	TB	SLG%	BB	HBP	SO	GDP	OB%	SF	SH	SB-ATT	PO	A	E	FLD%
2013	.288	25-18	59	3	17	3	0	1	7	23	.390	8	0	13	1	.373	0	1	0-0	10	37	4	.922

## Savannah Carpenter's Career Statistics in Ohio Valley Conference Games

Year	Avg.	GP-GS	AB	R	H	2B	3B	HR	RBI	TB	SLG%	BB	HBP	SO	GDP	OB%	SF	SH	SB-ATT	PO	A	E	FLD%
2013	.000	6-0	5	0	0	0	0	0	0	0	.000	1	0	2	0	.167	0	0	0-0	0	0	0	.000

*Meet the Redhawks*



*Meet the Redhawks*



**24 SAVANNAH CARPENTER**

**2014 SOFTBALL GUIDE**





# SOUTHEAST MISSOURI STATE UNIVERSITY



• Pitcher/Infield  
• 5-8 • R-R • Sophomore  
• Union, Mo.  
• St. Francis Borgia H.S.



**25 HANNAH DURHAM**

►► **2013:** Ohio Valley Conference Commissioner's Honor Roll selection and Southeast Scholar-Athlete...Appeared in 31 games and started 12 inside the circle as a freshman...Went 4-8 with a 5.29 ERA and a save...Pitched two complete games and recorded 54 strikeouts in 95.1 innings...Ranked second on the team in appearances, starts, strikeouts and innings pitched...Hit .235 with four hits and four RBI when she was in the lineup as designated hitter...Had a season-high six strikeouts vs. Missouri State (5/7)...Struck out five and allowed three hits in six innings to pick up her first career win vs. Grambling State (2/8)...Worked seven innings vs. both Eastern Illinois (4/13) and Eastern Kentucky (4/20)...Struck out two in three innings of relief to earn her first career save at Belmont (3/23).

►► **Prep:** Attended St. Francis Borgia High School, where she led her team in every hitting category other than triples in each of her final two seasons...Led the entire St. Louis area in strikeout-to-walk ratio (195 strikeouts, 21 walks), while finishing among the top-six in strikeout average (8.58), shutouts, appearances (25), complete games (23) and innings (159)...Registered a .486 batting average with 35 hits, nine doubles, a triple, three home runs and 25 RBI at the plate...Earned All-Conference, All-District and All-Region accolades in multiple seasons...Wrapped up her prep career with a .413 batting average, 85 hits, 41 runs scored, 16 doubles, three triples, eight home runs and 66 RBI...Pitching wise, she compiled a 32-24 career record, 1.83 ERA and 427 strikeouts in 343.2 innings.

►► **Personal:** Born October 14, 1993...Majoring in Athletic Training...Daughter of Michael and Carla Durham.



## Durham's Hitting Career-Highs

At-Bats	3	.....2x, last at Austin Peay (4/29/13)
Runs	-	.....-
Hits	1	.....4x, last vs. Southern Illinois (4/25/13)
Doubles	-	.....-
Triples	-	.....-
Home Runs	-	.....-
RBI	2	.....2x, last vs. Southern Illinois (4/25/13)
Stolen Bases	-	.....-

## Durham's Pitching Career-Highs

Innings	7.0	.....2x, last vs. Eastern Kentucky (4/20/13)
Fewest Hits	0	.....vs. UL Monroe (2/9/13)
Most Hits	10	.....vs. Nicholls State (2/23/13)
Fewest Runs	0	.....3x, last vs. UT Martin (5/4/13)
Most Runs	7	.....2x, last vs. UT Martin (5/4/13)
Fewest Walks	0	.....10x, last vs. UT Martin (5/4/13)
Strikeouts	6	.....vs. Missouri State (5/7/13)

## Hannah Durham's Career Statistics at Southeast Missouri

Year	Avg.	GP-GS	AB	R	H	2B	3B	HR	RBI	TB	SLG%	BB	HBP	SO	GDP	OB%	SF	SH	SB-ATT	PO	A	E	FLD%
2013	.235	23-9	17	0	4	0	0	0	4	4	.235	3	0	5	0	.350	0	1	0-0	3	29	0	1.000
Pitching	ERA	W-L	APP	GS	CG	SHO	SV	IP	H	R	ER	BB	SO	2B	3B	HR	AB	B/Avg.	WP	HBP	BK	SFA	SHA
2013	5.29	4-8	31	12	2	0	1	95.1	131	87	72	30	54	20	3	8	462	.317	6	9	0	3	7

## Hannah Durham's Career Statistics in Ohio Valley Conference Games

Year	Avg.	GP-GS	AB	R	H	2B	3B	HR	RBI	TB	SLG%	BB	HBP	SO	GDP	OB%	SF	SH	SB-ATT	PO	A	E	FLD%
2013	.091	12-3	11	0	1	0	0	0	2	1	.091	3	0	4	0	.286	0	1	0-0	1	12	0	1.000
Pitching	ERA	W-L	APP	GS	CG	SHO	SV	IP	H	R	ER	BB	SO	2B	3B	HR	AB	B/Avg.	WP	HBP	BK	SFA	SHA
2013	6.26	2-5	17	4	2	0	1	47.0	75	49	42	12	19	11	1	4	236	.354	3	6	0	2	4

*Meet the Redhawks*



*Meet the Redhawks*



**2014 SOFTBALL GUIDE**





# SOUTHEAST MISSOURI STATE UNIVERSITY



- Outfield
- 5-6 • R-R • Senior
- Gilford, Ill.
- Rantoul Township H.S.
- Kankakee CC



17

KELSEY GASS

►► **2013:** Saw action in 24 games and started five in left field...Had one run and one hit in eight at-bats...Also drew two walks and stole a base...Made first career start vs. Grambling State (2/8)...Touched home for her only run and had her lone hit vs. Morehead State (4/21).

►► **Kankakee CC:** Two-year starter...Hit .392 with 82 hits, 22 doubles, 12 home runs and 67 RBI as a sophomore...Led her team to a third-place finish at Nationals in 2011...First-Team NFCA All-American...Also garnered First-Team NFCA All-Midwest Region honors.

►► **Prep:** Two-time First-Team All-Area and All-Conference selection at Rantoul Township High School...Broke the Illinois High School Association (IHSA) state record with 26 doubles in 2009...Earned several academic awards after achieving a 4.0 GPA numerous times during her prep career...Four-year starter and letterwinner...Also played basketball and volleyball.

►► **Personal:** Born January 30, 1992...Majoring in Exercise Science...Daughter of Dennis and Connie Gass.



## Gass' Career-Highs

At-Bats	3	..... vs. Morehead State (4/21/13)
Runs	1	..... vs. Morehead State (4/21/13)
Hits	1	..... vs. Morehead State (4/21/13)
Doubles	-	.....
Triples	-	.....
Home Runs	-	.....
RBI	-	.....
Stolen Bases	1	..... vs. Indiana State (3/13/13)

## Kelsey Gass' Career Statistics at Southeast Missouri

Year	Avg.	GP-GS	AB	R	H	2B	3B	HR	RBI	TB	SLG%	BB	HBP	SO	GDP	OB%	SF	SH	SB-ATT	PO	A	E	FLD%
2013	.125	24-5	8	1	1	0	0	0	0	1	.125	2	0	4	0	.300	0	2	1-1	9	2	2	.846

## Kelsey Gass' Career Statistics in Ohio Valley Conference Games

Year	Avg.	GP-GS	AB	R	H	2B	3B	HR	RBI	TB	SLG%	BB	HBP	SO	GDP	OB%	SF	SH	SB-ATT	PO	A	E	FLD%
2013	.167	9-3	6	1	1	0	0	0	0	1	.167	0	0	2	0	.167	0	0	0-0	4	0	0	1.000

Meet the Redhawks



*Meet the Redhawks*



2014 SOFTBALL GUIDE





# SOUTHEAST MISSOURI STATE UNIVERSITY



• Pitcher/Utility Player  
• 5-7 • R-R • Junior  
• Anna, Ill.  
• Anna-Jonesboro H.S.



**20 LINDSEY PATTERSON**

►► **2013:** Ohio Valley Conference Commissioner's Honor Roll selection and Southeast Scholar-Athlete...National Fastpitch Coaches Association All-America Scholar-Athlete...One of three Redhawks who started all 48 games...Hit .273 with 24 runs scored, seven doubles, two triples, eight home runs and 19 RBI...Had a .525 slugging percentage and drew a team-high 19 walks...Ranked fourth on the team in batting average, first in triples, second in both home runs and doubles, and fourth in RBI...Started 46 games as designated player, two at first base and one at pitcher...Tied for second on the team with 10 multi-hit games...Drove in two or more runs five times...Went 2-for-2 with two home runs, two runs scored and two RBI at Western Kentucky (3/21)...Also had two home runs vs. UT Martin (5/4)...Strung together a four-game hitting streak on two occasions...Had two doubles at Murray State (3/16)...Hit .300 as Southeast's third-best hitter in OVC play...Made 17 appearances and one start inside the circle...Fashioned a 3-2 record with a 5.11 ERA...Posted 10 strikeouts in 24.2 innings...Only start was vs. Mississippi State (2/24), where she struck out two in six innings.

►► **2012:** Hit .244 as a true freshman, starting 49 games as a designated player...Also started four games at first base...Led the team and tied for fifth in the Ohio Valley Conference with 12 doubles...Had 40 hits, 25 runs scored and 28 RBI...Drew a team-high 18 walks...Ranked second on the team with five home runs and third in slugging percentage (.409)...Fashioned a 2-0 record with a 3.50 ERA in six relief appearances...Struck out five in 10 innings of work...Started all 29 conference games, hitting .286 with nine doubles, 15 runs scored, three home runs and 15 RBI...Hit first career home run in her third start of the season vs. Grambling State (2/11)...Registered four RBI in back-to-back starts (vs. Grambling State, 2/11; vs. UL-Monroe, 2/11)...Went 3-for-4 with a run scored, two doubles and four RBI vs. Morehead State (3/10)...Posted two or more hits on nine occasions...Added five multiple-RBI games...Had a five-game hitting streak from Feb. 11-24...Scored a run in five of her last six games of the season...OVC Medal of Honor recipient and Commissioner's Honor Roll selection...Garnered NFCA All-America Scholar-Athlete honors...Southeast Scholar-Athlete.

►► **Prep:** Four-year starter at Anna-Jonesboro High School...Never struck out more than five times in any of her prep seasons...Earned All-Conference honors...Hit .417 as a junior...Boasted a ERA of under 1.00 as both a sopho-

more (0.55) and freshman (0.80)...Helped lead her team to a conference, regional and sectional title, and an Elite Eight appearance in 2009...Garnered All-Tournament Team honors in volleyball...Played on the Southern Express travel team.

►► **Personal:** Born August 28, 1993...Majoring in Pre-Med...Daughter of Kirby and Donna Patterson.



## Patterson's Hitting Career-Highs

At-Bats	5	..... 2x, last vs. Detroit (2/22/13)
Runs	3	..... 2x, last vs. Eastern Kentucky (4/20/13)
Hits	3	..... 2x, last vs. Indiana State (3/13/13)
Doubles	2	..... 2x, last at Murray State (3/16/13)
Triples	1	..... 2x, last vs. Southern Illinois (4/25/13)
Home Runs	2	..... 2x, last vs. UT Martin (5/4/13)
RBI	4	..... 3x, last vs. Morehead State (3/10/12)
Stolen Bases	1	..... 3x, last vs. Morehead State (4/21/13)


## Patterson's Pitching Career-Highs

Innings	6.0	..... vs. Mississippi State (2/24/13)
Fewest Hits	0	..... 5x, last vs. UT Martin (5/4/13)
Most Hits	6	..... vs. Mississippi State (2/24/13)
Fewest Runs	0	..... 5x, last vs. SIU Edwardsville (3/30/13)
Most Runs	4	..... 2x, last vs. SIU Edwardsville (3/29/13)
Fewest Walks	0	..... 8x, last vs. UT Martin (5/4/13)
Strikeouts	4	..... vs. Detroit (2/22/13)

*Meet the Redhawks*



## Meet the Redhawks



# 20 LINDSEY PATTERSON

### Lindsey Patterson's Career Statistics at Southeast Missouri

Year	Avg.	GP-GS	AB	R	H	2B	3B	HR	RBI	TB	SLG%	BB	HBP	SO	GDP	OB%	SF	SH	SB-ATT	PO	A	E	FLD%
2012	.244	54-53	164	25	40	12	0	5	28	67	.409	18	8	24	0	.346	1	2	0-0	74	3	1	.987
2013	.273	48-48	139	24	38	7	2	8	19	73	.525	19	6	20	0	.384	0	0	3-3	45	3	0	1.000
Totals	.257	102-101	303	49	78	19	2	13	47	140	.462	37	14	44	0	.363	1	2	3-3	119	6	1	.992
Pitching	ERA	W-L	APP	GS	CG	SHO	SV	IP	H	R	ER	BB	SO	2B	3B	HR	AB	B/Avg.	WP	HBP	BK	SFA	SHA
2012	3.50	2-0	6	0	0	0/0	0	10.0	9	7	5	7	5	0	0	1	46	.265	3	1	0	1	3
2013	5.11	3-2	17	1	0	0/0	0	24.2	27	26	18	19	10	5	1	4	129	.267	11	5	1	2	2
Totals	4.64	5-2	23	1	0	0/0	0	34.2	36	33	23	26	15	5	1	5	175	.267	14	6	1	3	5

### Lindsey Patterson's Career Statistics in Ohio Valley Conference Games

Year	Avg.	GP-GS	AB	R	H	2B	3B	HR	RBI	TB	SLG%	BB	HBP	SO	GDP	OB%	SF	SH	SB-ATT	PO	A	E	FLD%
2012	.286	29-29	91	15	26	9	0	3	15	44	.484	8	5	15	0	.371	1	1	0-0	31	1	1	.970
2013	.300	24-24	70	12	21	3	0	3	4	33	.471	9	4	7	0	.410	0	0	2-2	8	1	0	1.000
Totals	.292	53-53	161	27	47	12	0	6	19	77	.478	17	9	22	0	.388	1	1	2-2	39	2	1	.976
Pitching	ERA	W-L	APP	GS	CG	SHO	SV	IP	H	R	ER	BB	SO	2B	3B	HR	AB	B/Avg.	WP	HBP	BK	SFA	SHA
2012	4.20	1-0	2	0	0	0/0	0	1.2	1	2	1	1	1	0	0	0	7	.200	1	0	0	0	1
2013	6.81	2-0	11	0	0	0/0	0	12.1	15	15	12	11	3	3	0	4	69	.283	3	3	0	1	1
Totals	6.50	3-0	13	0	0	0/0	0	14.0	16	17	13	12	4	3	0	4	76	.276	4	3	0	1	2





# SOUTHEAST MISSOURI STATE UNIVERSITY



• Catcher  
• 5-5 • R-R • Sophomore  
• Webb City, Mo.  
• Webb City H.S.



23

CHELSEA SMITH

►► **2013:** Ohio Valley Conference All-Newcomer honoree as a true freshman...OVC Commissioner's Honor Roll selection and Southeast Scholar-Athlete...Hit .265 with 10 runs scored, 30 hits, five doubles, a triple and 12 RBI in 45 games and 38 starts as the Redhawks catcher...Had multiple-hits six times and drove in two or more runs on two occasions...Collected a season-high three hits when she went 3-for-4 with a run scored, double and RBI vs. Indiana State (3/13)...Hit first career triple when she finished 2-for-3 with a run scored and two RBI at Tennessee State (3/24)...Hit safely and scored in three-straight games from Mar. 13-16...Gunned down 16 baserunners, third-best in the OVC...Hit .219 with four runs, three doubled and eight RBI in 23 conference starts.

►► **Prep:** Hit .391 with 15 doubles, five home runs and 31 RBI en route to All-State honors as a senior at Webb City High School...Four-year starting catcher who helped lead her team to a third-place finish at the 2008, 2010 and 2011 State Tournaments...All-District and All-Conference selection...Earned First-Team All-Conference honors in three seasons...Member of National Honor Society.

►► **Personal:** Born October 1, 1993...Majoring in Exercise Science...Daughter of Gary Smith and Melinda Blanchard.



## Smith's Career-Highs

At-Bats	4	.....	5x, last vs. Morehead State (4/21/13)
Runs	1	.....	10x, last vs. UT Martin (5/4/13)
Hits	3	.....	vs. Indiana State (3/13/13)
Doubles	1	.....	5x, last vs. UT Martin (5/4/13)
Triples	1	.....	at Tennessee State (3/24/13)
Home Runs	-	.....	-
RBI	2	.....	.2x, last at Tennessee State (3/24/13)
Stolen Bases	-	.....	-

## Chelsea Smith's Career Statistics at Southeast Missouri

Year	Avg.	GP-GS	AB	R	H	2B	3B	HR	RBI	TB	SLG%	BB	HBP	SO	GDP	OB%	SF	SH	SB-ATT	PO	A	E	FLD%
2013	.265	45-38	113	10	30	5	1	0	12	37	.327	2	2	22	2	.291	0	4	0-1	140	25	9	.948

## Chelsea Smith's Career Statistics in Ohio Valley Conference Games

Year	Avg.	GP-GS	AB	R	H	2B	3B	HR	RBI	TB	SLG%	BB	HBP	SO	GDP	OB%	SF	SH	SB-ATT	PO	A	E	FLD%
2013	.219	24-23	64	4	14	3	1	0	8	19	.297	2	1	17	1	.254	0	1	0-0	63	9	2	.973

Meet the Redhawks



*Meet the Redhawks*



**23 CHELSEA SMITH**





# SOUTHEAST MISSOURI STATE UNIVERSITY



• Outfield  
• 5-8 • L-R • Senior  
• Florissant, Mo.  
• Hazelwood West H.S.



6

RENEE TERRY

► **2013:** Ohio Valley Conference Commissioner's Honor Roll selection and Southeast Scholar-Athlete...Hit .286 with five runs scored and four hits in 32 games and three starts...Started at each outfield position...Led the team with 29 appearances as a sub...Finished with a perfect 5-of-5 stolen bases...Had a hit vs. Northwestern State (2/9), at Evansville (3/9, 3/10) and at Tennessee Tech (4/7)...Saw action in 12 games during OVC play.

► **2012:** Played in 44 games, mainly as a pinch-runner...Started seven contests in the outfield, including four in right...Hit .267 with 18 runs scored, one double and one RBI...Stole 2-of-3 bases...Only RBI came on a single at Saint Louis (5/1)...Southeast Scholar-Athlete and Ohio Valley Conference Commissioner's Honor Roll selection.

► **2011:** Saw action in 40 games...Scored 18 runs and stole one base...Scored a run in five of her last six games of the season...Played in 22 OVC games, where she scored 10 of her runs.

► **Prep:** Was her conference's Offensive Player of the Year at Hazelwood West High School...Two-time First-Team All-Conference honoree...Hit .433 and led the team with 36 hits, 20 stolen bases and a .506 on-base percentage...Fashioned a 7-3 record and 2.97 ERA as a senior...Went 13-6 with a 1.85 ERA her junior year...Garnered honorable mention All-State honors that season...Named Defensive Player of the Year as a junior...Played seven

different positions during her prep career...Played on the St. Louis Lasers summer league team...That team won the 2009 ASA Northern National Championship.

► **Personal:** Born April 11, 1992...Majoring in Interior Design with a minor in Architecture...Daughter of Dave and Sue Terry.



## Terry's Career-Highs

At-Bats	3	..... 3x, last at Saint Louis (5/1/12)
Runs	1	..... 41x, last at Belmont (3/23/13)
Hits	1	..... 8x, last at Tennessee Tech (4/7/13)
Doubles	1	..... vs. Jacksonville State (4/6/12)
Triples	-	.....
Home Runs	-	.....
RBI	1	..... at Saint Louis (5/1/12)
Stolen Bases	2	..... at Tennessee Tech (4/7/13)

## Renee Terry's Career Statistics at Southeast Missouri

Year	Avg.	GP-GS	AB	R	H	2B	3B	HR	RBI	TB	SLG%	BB	HBP	SO	GDP	OB%	SF	SH	SB-ATT	PO	A	E	FLD%
2011	.000	40-0	1	18	0	0	0	0	0	0	.000	1	0	0	0	.500	0	0	1-1	0	0	0	.000
2012	.267	44-7	15	18	4	1	0	0	1	5	.333	0	0	5	0	.267	0	1	2-3	6	0	0	1.000
2013	.286	32-3	14	5	4	0	0	0	0	4	.286	1	0	4	0	.333	0	1	5-5	5	0	0	1.000
Totals	.267	116-10	30	41	8	1	0	0	1	9	.300	2	0	9	0	.313	0	2	8-9	11	0	0	1.000

## Renee Terry's Career Statistics in Ohio Valley Conference Games

Year	Avg.	GP-GS	AB	R	H	2B	3B	HR	RBI	TB	SLG%	BB	HBP	SO	GDP	OB%	SF	SH	SB-ATT	PO	A	E	FLD%
2011	.000	22-0	1	10	0	0	0	0	0	0	.000	1	0	0	0	.500	0	0	1-1	0	0	0	.000
2012	.167	27-4	6	10	1	1	0	0	0	2	.333	0	0	1	0	.167	0	1	1-2	3	0	0	1.000
2013	.167	12-1	6	2	1	0	0	0	0	1	.167	1	0	1	0	.286	0	0	3-3	1	0	0	1.000
Totals	.154	61-5	13	22	2	1	0	0	0	3	.231	2	0	2	0	.267	0	1	5-6	4	0	0	1.000

Meet the Redhawks



*Meet the Redhawks*



**6 RENEE TERRY**





# SOUTHEAST MISSOURI STATE UNIVERSITY



• Catcher  
• 5-5 • R-R • Junior  
• Sparta, Ill.  
• Sparta H.S.



21

JAMIE WOODWORTH

►► **2013:** Ohio Valley Conference Commissioner's Honor Roll selection and Southeast Scholar-Athlete...National Fastpitch Coaches Association All-America Scholar-Athlete...Played in 25 games and made 11 starts...Started 10 games at catcher and one in left field...Hit .235 with one run scored, eight hits, four doubles and two RBI...Had a season-high two hits vs. Evansville (4/2)...Went 2-for-3 with two doubles against the Purple Aces...Singled home a run vs. Eastern Kentucky (4/20) and UT Martin (5/4)...Hit .286 with four of her hits in OVC play.

►► **2012:** Saw limited action, playing in nine games...Made five starts at catcher...Had one hit, two runs scored, a double and four RBI...Finished with a season-high three RBI vs. Middle Tennessee (4/11)...Also had a two-out, two-RBI double in that game...Ohio Valley Conference Commissioner's Honor Roll selection...Named NFCA All-America Scholar-Athlete...Southeast Scholar-Athlete.

►► **Prep:** Four-year starter at Sparta High School...All-South, All-Conference and All-Area selection...Named All-State as a senior...Hit .377 with one home run and 13 RBI as a sophomore...Played four different positions, including catcher, third base, shortstop and right field during her high school career...Won her team's Newcomer Award as a freshman...Also played volleyball and basketball...Boasted a perfect 4.0 grade point average and won several academic awards.

►► **Personal:** Born March 29, 1993...Majoring in Pre-Veterinary Science...Daughter of Ron and Laura Woodworth...Her father attended Eastern Illinois University, while her mother went to both Murray State and SIU Edwardsville.



## Woodworth's Career-Highs

At-Bats	3	..... 3x, last vs. Evansville (4/2/13)
Runs	1	..... 3x, last vs. Mississippi State (2/24/13)
Hits	2	..... vs. Evansville (4/2/13)
Doubles	2	..... vs. Evansville (4/2/13)
Triples	-	..... -
Home Runs	-	..... -
RBI	3	..... vs. Middle Tennessee (4/11/12)
Stolen Bases	1	..... 2x, last vs. Morehead State (4/21/13)

## Jamie Woodworth's Career Statistics at Southeast Missouri

Year	Avg.	GP-GS	AB	R	H	2B	3B	HR	RBI	TB	SLG%	BB	HBP	SO	GDP	OB%	SF	SH	SB-ATT	PO	A	E	FLD%
2012	.083	9-5	12	2	1	1	0	0	4	2	.167	1	0	4	1	.154	0	0	0-1	17	3	1	.952
2013	.235	25-11	34	1	8	4	0	0	2	12	.353	0	2	13	0	.270	1	0	2-2	29	6	2	.946
Totals	.196	51-18	46	6	9	4	0	0	2	13	.283	1	2	19	0	.240	1	1	2-2	32	6	2	.950

## Jamie Woodworth's Career Statistics in Ohio Valley Conference Games

Year	Avg.	GP-GS	AB	R	H	2B	3B	HR	RBI	TB	SLG%	BB	HBP	SO	GDP	OB%	SF	SH	SB-ATT	PO	A	E	FLD%
2012	.000	3-0	3	0	0	0	0	0	0	0	.000	0	0	1	0	.000	0	0	0-0	1	0	0	1.000
2013	.286	13-2	14	0	4	1	0	0	2	5	.357	0	1	3	0	.313	1	0	1-1	1	0	0	1.000
Totals	.250	30-7	20	4	5	1	0	0	2	6	.300	1	1	6	0	.304	1	1	1-1	1	0	0	1.000

*Meet the Redhawks*



*Meet the Redhawks*



**21 JAMIE WOODWORTH**





# SOUTHEAST MISSOURI STATE UNIVERSITY



- Outfield
- 5-1 • L-R • Freshman
- Nashville, Ill.
- Nashville H.S.



## 11

### NICOLE DEERING

►► **Prep:** Four-year starter at Nashville High School, where she garnered First-Team All-Conference, All-Metro and All-South honors...Second-Team All-State honoree...Finished with a career batting average of .404, including a .463 mark as a senior...Her 34 walks in 2013 ranked 19th best in state history...Also scored 180 runs, the 17th-highest career total in the state...Hit .450 with a team-high 63 hits and 25 stolen bases as a junior...Helped the Hornettes win the Class 2A state championship that year.

►► **Personal:** Born September 15, 1994...Majoring in Criminal Justice...Daughter of Randy and Keiko Deering.



- Pitcher
- 5-8 • R-R • Freshman
- North Newton, Kan.
- Hesston H.S.



## 14

### AUBREY DENNO

►► **Prep:** First-Team All-Conference performer at Hesston High School...Boasted a 2.10 ERA, 148 strikeouts and allowed just 36 walks in 100 innings as a junior...Limited opposing hitters to a .206 batting average and fashioned a 15-5 record that year, as well...Earned All-Central Kansas League honors multiple times during her career.

►► **Personal:** Born October 3, 1994...Majoring in Psychology...Daughter of Alan and Kerri Denno.



- Infield
- 5-7 • R-R • Sophomore
- Moscow, Iowa
- Wilton H.S.
- Kirkwood CC



## 16

### LEAH DUFFE

►► **Kirkwood CC:** Hit .384 with 79 runs scored, 10 home runs, 44 RBI and 10 stolen bases in 59 games as a freshman at Kirkwood Community College in 2013...Kirkwood went 55-3 overall and a perfect 28-0 in the Iowa Community College Athletic Association.

►► **Prep:** First-Team All-Conference and All-State selection as both a junior and senior at Wilton High School...Won her team's Golden Glove Award in all of her prep seasons and was named Most Valuable Player her senior year.

►► **Personal:** Born November 14, 1993...Majoring in Nursing...Daughter of Joy Duffe.



- Infield
- 5-4 • R-R • Freshman
- Simi Valley, Calif.
- Royal H.S.



## 9

### RACHAEL DUNCAN

►► **Prep:** Boasted a .407 batting average with 22 hits 14 RBI and 16 runs scored as a senior...Also finished with a .508 on-base percentage that year...Hit .309 with a .367 on-base percentage in her first three years at Royal High School...Four-year varsity player who helped lead her team to the California Interscholastic Federation (CIF) Playoffs each of her prep campaigns.

►► **Personal:** Born August 24, 1995...Undecided on her major...Daughter of Kevin and Ronda Duncan.

*Meet the Redhawks*



## Meet the Redhawks



- Outfield
- 5-10 • R-R • Sophomore
- St. Charles, Mo.
- St. Charles West H.S.



**5 SARAH LINDSIE HEIFNER**

» **2013:** Did not see game action.

» **Prep:** Four-year starter at St. Charles West High School...Hit .388 and led her team in several categories, including doubles, home runs, runs scored, RBI and slugging percentage as a senior...Became St. Charles West's all-time career doubles leader en route to leading the Warriors to a District and Sectional Championship...Earned All-Conference, All-District and Academic All-Conference accolades...Lettered two years in basketball.

» **Personal:** Born October 14, 1993...Major is undecided...Daughter of Andy and Robin Heifner.



- Infield
- 5-8 • R-R • Junior
- Moline, Ill.
- Union Township H.S.
- Kirkwood CC




**8 HAYLEE KRACK**

» **Kirkwood CC:** Hit .404 with 19 home runs, 15 doubles, 59 runs scored and 71 RBI her final season at Kirkwood Community College...Led her team in both doubles and RBI, while ranking second in home runs and fourth in runs scored...Two-year starter at third base...Began her junior college career hitting .385 with 67 hits, 61 runs scored, seven doubles, two triples, 17 home runs, 55 RBI and 25 walks as a freshman...First-Team All-Region selection and NJCAA All-American.

» **Prep:** Four-year starter at Union Township High School, garnering All-Conference honors each of her prep campaigns...Four-time All-Metro pick and three-time winner of her team's Most Valuable Player Award...Earned honorable mention All-State honors as a senior and helped lead her team to back-to-back conference titles (2010, 2011).

» **Prep:** Born November 18, 1992...Majoring in General Studies...Daughter of Jeff and Sharon Krack.



- Utility Player
- 5-3 • R-R • Freshman
- Moorpark, Calif.
- Moorpark H.S.



**22 KC SAXE**

» **Prep:** Finished her prep career with a .220 batting average, 15 runs scored, 12 RBI, a double and two home runs in 2013...Hit .261 with a perfect 8-of-8 stolen bases and 15 runs scored as a junior at Moorpark High School...Versatile athlete who played a number of different positions during her high school career...Also played basketball.

» **Personal:** Born February 7, 1995...Undecided on her major...Daughter of Charles Saxe.



- Pitcher
- 5-9 • R-R • Freshman
- Kirksville, Mo.
- Kirksville H.S.



**12 KEAIRA SCHILLING**

» **Prep:** North Central Missouri All-Conference pick at Kirksville High School...Compiled a 12-7 record and 1.74 ERA with 102 strikeouts and only 19 walks in 81 innings as a junior...Hit .351 and registered 214 strikeouts and a 1.11 ERA with the Club Elite Classics summer league team.

» **Personal:** Born July 12, 1995...Majoring in Nursing...Daughter of Joe and Michele Schilling.





# SOUTHEAST MISSOURI STATE UNIVERSITY



- Outfield/Infield
- 5-7 • R-R • Junior
- Columbia, Ill.
- Columbia H.S.
- Lake Land College




7

MEAGHAN TOUCHETTE

► **Lake Land College:** Two-year starter who helped lead the Lakers to back-to-back Great Rivers Athletic Conference and Region 24 titles...Lake Land College made the NJCAA National Tournament the last two years... First-Team All-GRAC and All-Region 24 selection...Hit .415 during her first year with the Lakers in 2012...Made the National Coaches Association Academic All-America Team.

► **Prep:** Hit .455 as a senior at Columbia High School, where she graduated in 2011...Garnered All-Conference, All-Area and All-State honors... Finished her high school career with a .390 batting average, 143 hits and 97 RBI.

► **Personal:** Born July 22, 1993...Majoring in Exercise Science...Daughter of David and Rebecca Touchette.



**Seniors**



**Juniors**



**Freshmen**



**Sophomores**

*Meet the Redhawks*



## Career Stats vs. OVC Opponents

### vs. Austin Peay

No.	Name	Avg.	GP-GS	AB	R	H	2B	3B	HR	RBI	TB	SLG%	BB	HBP	SO	GDP	OB%	SF	SH	SB-ATT	PO	A	E	FLD%
3	Alexis Anderson	.444	3-3	9	1	4	0	0	0	0	4	.444	1	1	0	0	.545	0	0	0-1	3	0	1	.750
20	Lindsey Patterson	.167	6-6	18	2	3	1	0	0	0	4	.222	3	2	2	0	.348	0	1	0-0	0	0	0	.000
4	Summer Burger	.000	2-1	0	0	0	0	0	0	0	0	.000	0	0	0	0	.000	0	0	0-0	1	2	0	1.000
25	Hannah Durham	.000	2-1	4	0	0	0	0	0	0	0	.000	1	0	1	0	.200	0	0	0-0	0	5	0	1.000
23	Chelsea Smith	.000	3-2	7	0	0	0	0	0	0	0	.000	0	0	1	1	.000	0	0	0-0	6	0	0	1.000
6	Renee Terry	.000	8-0	0	3	0	0	0	0	0	0	.000	0	0	0	0	.000	0	0	0-0	1	0	0	1.000
21	Jamie Woodworth	.000	2-1	3	0	0	0	0	0	0	0	.000	0	1	2	0	.250	0	0	0-0	1	0	0	1.000
24	Savannah Carpenter	.000	1-0	1	0	0	0	0	0	0	0	.000	0	0	0	0	.000	0	0	0-0	0	0	0	.000
17	Kelsey Gass	.000	2-1	0	0	0	0	0	0	0	0	.000	0	0	0	0	.000	0	0	0-0	0	0	0	.000

No.	Name	ERA	W-L	APP	GS	CG	SHO	SV	IP	H	R	ER	BB	SO	2B	3B	HR	AB	B/Avg.	WP	HBP	BK	SFA	SHA
25	Hannah Durham	2.55	0-1	2	1	0	0/0	0	11.0	9	4	4	2	5	1	0	1	46	.209	0	1	0	0	0

### vs. Belmont

No.	Name	Avg.	GP-GS	AB	R	H	2B	3B	HR	RBI	TB	SLG%	BB	HBP	SO	GDP	OB%	SF	SH	SB-ATT	PO	A	E	FLD%
3	Alexis Anderson	.500	2-2	8	3	4	1	0	1	2	8	1.000	0	0	0	0	.500	0	0	0-0	2	0	1	.667
20	Lindsey Patterson	.231	4-3	13	2	3	0	0	1	2	6	.462	1	1	0	0	.333	0	0	0-0	2	0	0	1.000
23	Chelsea Smith	.143	2-2	7	0	1	0	0	0	3	1	.143	0	0	1	0	.143	0	0	0-0	6	0	0	1.000
6	Renee Terry	.000	4-1	1	2	0	0	0	0	0	0	.000	0	0	1	0	.000	0	0	0-0	1	0	0	1.000
25	Hannah Durham	.000	2-0	0	0	0	0	0	0	0	0	.000	2	0	0	0	1.000	0	0	0-0	0	0	0	.000
17	Kelsey Gass	.000	1-0	0	0	0	0	0	0	0	0	.000	0	0	0	0	.000	0	0	0-0	0	0	0	.000
21	Jamie Woodworth	.000	2-1	3	0	0	0	0	0	0	0	.000	0	0	0	0	.000	0	0	0-0	0	0	0	.000

No.	Name	ERA	W-L	APP	GS	CG	SHO	SV	IP	H	R	ER	BB	SO	2B	3B	HR	AB	B/Avg.	WP	HBP	BK	SFA	SHA
20	Lindsey Patterson	1.62	1-0	3	0	0	0/0	0	4.1	3	1	1	3	1	0	0	0	21	.188	0	2	0	0	0
25	Hannah Durham	8.08	0-1	2	0	0	0/0	1	4.1	7	6	5	1	2	1	0	0	21	.350	0	0	0	0	0

### vs. Eastern Illinois

No.	Name	Avg.	GP-GS	AB	R	H	2B	3B	HR	RBI	TB	SLG%	BB	HBP	SO	GDP	OB%	SF	SH	SB-ATT	PO	A	E	FLD%
21	Jamie Woodworth	1.000	3-0	1	0	1	0	0	0	0	1	1.000	0	0	0	0	1.000	0	0	0-0	0	0	0	.000
3	Alexis Anderson	.556	3-3	9	2	5	0	0	2	2	11	1.222	0	0	0	0	.556	0	0	0-0	3	0	1	.750
20	Lindsey Patterson	.118	6-6	17	1	2	1	0	0	1	3	.176	2	0	7	0	.211	0	0	0-0	5	0	0	1.000
25	Hannah Durham	.000	1-0	0	0	0	0	0	0	0	0	.000	0	0	0	0	.000	0	0	0-0	0	2	0	1.000
23	Chelsea Smith	.000	3-3	8	0	0	0	0	0	0	0	.000	0	0	5	0	.000	0	0	0-0	7	1	0	1.000
6	Renee Terry	.000	8-1	3	3	0	0	0	0	0	0	.000	1	0	1	0	.250	0	0	0-0	1	0	0	1.000
4	Summer Burger	.000	2-2	1	0	0	0	0	0	0	0	.000	0	0	0	0	.000	0	0	0-0	8	6	1	.933
24	Savannah Carpenter	.000	3-0	3	0	0	0	0	0	0	0	.000	0	0	2	0	.000	0	0	0-0	0	0	0	.000

No.	Name	ERA	W-L	APP	GS	CG	SHO	SV	IP	H	R	ER	BB	SO	2B	3B	HR	AB	B/Avg.	WP	HBP	BK	SFA	SHA
25	Hannah Durham	2.62	1-0	2	1	1	0/0	0	8.0	11	3	3	1	1	2	0	0	37	.324	0	1	0	0	1





# SOUTHEAST MISSOURI STATE UNIVERSITY

## vs. Eastern Kentucky

No.	Name	Avg.	GP-GS	AB	R	H	2B	3B	HR	RBI	TB	SLG%	BB	HBP	SO	GDP	OB%	SF	SH	SB-ATT	PO	A	E	FLD%
3	Alexis Anderson	.500	2-2	8	2	4	1	0	0	2	5	.625	1	0	0	0	.556	0	0	1-1	5	0	0	1.000
21	Jamie Woodworth	.500	5-3	6	0	3	1	0	0	1	4	.667	1	0	1	0	.571	0	1	0-0	0	0	0	.000
20	Lindsey Patterson	.286	5-5	14	6	4	0	0	1	1	7	.500	4	1	4	0	.474	0	0	0-0	2	0	0	1.000
25	Hannah Durham	.250	2-1	4	0	1	0	0	0	2	1	.250	0	0	2	0	.250	0	0	0-0	1	1	0	1.000
23	Chelsea Smith	.167	2-2	6	0	1	0	0	0	0	1	.167	0	1	1	0	.286	0	0	0-0	5	1	0	1.000
4	Summer Burger	.000	1-1	0	0	0	0	0	0	0	0	.000	0	0	0	0	.000	0	0	0-0	2	3	0	1.000
17	Kelsey Gass	.000	2-1	1	0	0	0	0	0	0	0	.000	0	0	1	0	.000	0	0	0-0	4	0	0	1.000
6	Renee Terry	.000	6-0	1	3	0	0	0	0	0	0	.000	0	0	0	0	.000	0	0	0-1	0	0	0	.000

No.	Name	ERA	W-L	APP	GS	CG	SHO	SV	IP	H	R	ER	BB	SO	2B	3B	HR	AB	B/Avg.	WP	HBP	BK	SFA	SHA
25	Hannah Durham	5.44	1-1	2	1	1	0/0	0	9.0	12	7	7	2	2	1	1	1	41	.308	0	0	0	0	0

## vs. Jacksonville State

No.	Name	Avg.	GP-GS	AB	R	H	2B	3B	HR	RBI	TB	SLG%	BB	HBP	SO	GDP	OB%	SF	SH	SB-ATT	PO	A	E	FLD%
3	Alexis Anderson	.667	2-2	6	2	4	1	0	0	0	5	.833	0	0	1	0	.667	0	0	0-1	3	0	1	.750
20	Lindsey Patterson	.286	5-5	14	3	4	1	0	0	1	5	.357	1	1	2	0	.375	0	0	0-0	8	0	0	1.000
23	Chelsea Smith	.250	2-2	4	0	1	0	0	0	1	1	.250	0	0	1	0	.250	0	0	0-0	4	0	0	1.000
6	Renee Terry	.250	7-3	4	1	1	1	0	0	0	2	.500	0	0	1	0	.250	0	1	0-0	2	0	0	1.000
4	Summer Burger	.000	1-1	0	0	0	0	0	0	0	0	.000	0	0	0	0	.000	0	0	0-0	2	1	0	1.000
25	Hannah Durham	.000	1-0	1	0	0	0	0	0	0	0	.000	0	0	0	0	.000	0	0	0-0	0	1	0	1.000
21	Jamie Woodworth	.000	3-1	4	0	0	0	0	0	0	0	.000	0	0	2	0	.000	0	0	0-0	0	0	0	.000

No.	Name	ERA	W-L	APP	GS	CG	SHO	SV	IP	H	R	ER	BB	SO	2B	3B	HR	AB	B/Avg.	WP	HBP	BK	SFA	SHA
20	Lindsey Patterson	10.50	0-0	1	0	0	0/0	0	1.1	2	2	2	3	0	0	0	1	9	.333	1	0	0	0	0
25	Hannah Durham	63.00	0-0	1	0	0	0/0	0	0.2	4	6	6	1	0	0	0	0	9	.500	0	0	0	0	0

## vs. Morehead State

No.	Name	Avg.	GP-GS	AB	R	H	2B	3B	HR	RBI	TB	SLG%	BB	HBP	SO	GDP	OB%	SF	SH	SB-ATT	PO	A	E	FLD%
3	Alexis Anderson	.625	2-2	8	4	5	0	0	0	2	5	.625	1	0	0	0	.667	0	0	0-0	4	1	0	1.000
21	Jamie Woodworth	.500	4-1	2	0	1	0	0	0	0	1	.500	0	0	0	0	.500	0	0	1-1	0	0	0	.000
20	Lindsey Patterson	.412	5-5	17	3	7	3	0	0	4	10	.588	0	2	0	0	.474	0	0	2-2	10	0	0	1.000
17	Kelsey Gass	.333	2-1	3	1	1	0	0	0	0	1	.333	0	0	0	0	.333	0	0	0-0	0	0	0	.000
23	Chelsea Smith	.286	2-2	7	0	2	1	0	0	1	3	.429	0	0	2	0	.286	0	0	0-0	3	1	0	1.000
4	Summer Burger	.000	1-1	0	0	0	0	0	0	0	0	.000	0	0	0	0	.000	0	0	0-0	1	1	0	1.000
25	Hannah Durham	.000	1-0	1	0	0	0	0	0	0	0	.000	0	0	1	0	.000	0	0	0-0	0	1	0	1.000
6	Renee Terry	.000	5-0	0	3	0	0	0	0	0	0	.000	0	0	0	0	.000	0	0	1-1	0	0	0	.000

No.	Name	ERA	W-L	APP	GS	CG	SHO	SV	IP	H	R	ER	BB	SO	2B	3B	HR	AB	B/Avg.	WP	HBP	BK	SFA	SHA
20	Lindsey Patterson	0.00	2-0	2	0	0	0/0	0	2.2	1	1	0	1	0	0	0	0	11	.111	1	1	0	0	0
25	Hannah Durham	9.00	0-1	2	0	0	0/0	0	4.2	10	6	6	0	3	1	0	1	25	.476	1	2	0	1	1

*Career Stats vs. OVC Opponents*



## Career Stats vs. OVC Opponents

### vs. Murray State

No.	Name	Avg.	GP-GS	AB	R	H	2B	3B	HR	RBI	TB	SLG%	BB	HBP	SO	GDP	OB%	SF	SH	SB-ATT	PO	A	E	FLD%
3	Alexis Anderson	.714	2-2	7	3	5	1	0	2	4	12	1.714	0	0	1	0	.714	0	0	2-2	3	0	0	1.000
20	Lindsey Patterson	.375	5-5	16	2	6	3	0	1	3	12	.750	2	0	1	0	.444	0	0	0-0	4	1	0	1.000
23	Chelsea Smith	.167	2-2	6	1	1	0	0	0	0	1	.167	1	0	1	0	.286	0	0	0-0	7	1	0	1.000
4	Summer Burger	.000	1-0	0	1	0	0	0	0	0	0	.000	0	0	0	0	.000	0	0	0-0	0	0	0	.000
25	Hannah Durham	.000	0-0	0	0	0	0	0	0	0	0	.000	0	0	0	0	.000	0	0	0-0	0	1	0	1.000
17	Kelsey Gass	.000	1-0	1	0	0	0	0	0	0	0	.000	0	0	0	0	.000	0	0	0-0	0	0	0	.000
6	Renee Terry	.000	7-0	0	4	0	0	0	0	0	0	.000	0	0	0	0	.000	0	0	2-2	0	0	0	.000
21	Jamie Woodworth	.000	1-0	1	0	0	0	0	0	0	0	.000	0	0	0	0	.000	0	0	0-0	0	0	0	.000

No.	Name	ERA	W-L	APP	GS	CG	SHO	SV	IP	H	R	ER	BB	SO	2B	3B	HR	AB	B/Avg.	WP	HBP	BK	SFA	SHA
25	Hannah Durham	4.20	0-0	1	0	0	0/0	0	3.1	4	3	2	2	2	1	0	1	17	.308	2	1	0	0	1
20	Lindsey Patterson	10.50	0-0	1	0	0	0/0	0	0.2	1	1	1	0	0	0	0	1	3	.333	0	0	0	0	0

### vs. SIU Edwardsville

No.	Name	Avg.	GP-GS	AB	R	H	2B	3B	HR	RBI	TB	SLG%	BB	HBP	SO	GDP	OB%	SF	SH	SB-ATT	PO	A	E	FLD%
23	Chelsea Smith	.500	3-3	6	0	3	0	0	0	1	3	.500	1	0	2	0	.571	0	0	0-0	2	2	0	1.000
3	Alexis Anderson	.375	3-3	8	0	3	0	0	0	0	3	.375	0	0	0	0	.375	0	0	0-0	4	0	0	1.000
20	Lindsey Patterson	.333	5-5	15	2	5	1	0	1	2	9	.600	1	0	4	0	.375	0	0	0-0	0	0	0	.000
4	Summer Burger	.000	3-2	0	0	0	0	0	0	0	0	.000	0	0	0	0	.000	0	0	0-0	6	4	0	1.000
25	Hannah Durham	.000	1-0	0	0	0	0	0	0	0	0	.000	0	0	0	0	.000	0	0	0-0	0	0	0	.000
6	Renee Terry	.000	6-0	1	3	0	0	0	0	0	0	.000	0	0	0	0	.000	0	0	0-0	0	0	0	.000
21	Jamie Woodworth	.000	1-0	1	0	0	0	0	0	0	0	.000	0	0	0	0	.000	0	0	0-0	0	0	0	.000

No.	Name	ERA	W-L	APP	GS	CG	SHO	SV	IP	H	R	ER	BB	SO	2B	3B	HR	AB	B/Avg.	WP	HBP	BK	SFA	SHA
20	Lindsey Patterson	3.82	0-0	3	0	0	0/0	0	3.2	5	4	2	2	0	2	0	0	21	.313	1	1	0	1	1
25	Hannah Durham	31.50	0-0	2	0	0	0/0	0	1.1	6	6	6	2	1	2	0	0	12	.600	0	0	0	0	0

### vs. Tennessee State

No.	Name	Avg.	GP-GS	AB	R	H	2B	3B	HR	RBI	TB	SLG%	BB	HBP	SO	GDP	OB%	SF	SH	SB-ATT	PO	A	E	FLD%
23	Chelsea Smith	.667	1-1	3	1	2	0	1	0	2	4	1.333	0	0	1	0	.667	0	0	0-0	7	0	0	1.000
3	Alexis Anderson	.500	1-1	2	0	1	0	0	0	0	1	.500	0	0	1	0	.500	0	1	0-0	0	0	0	.000
20	Lindsey Patterson	.455	4-4	11	2	5	2	0	0	1	7	.636	1	1	1	0	.538	0	0	0-0	0	0	1	.000
6	Renee Terry	.000	6-0	1	3	0	0	0	0	0	0	.000	0	0	0	0	.000	0	0	0-0	0	0	0	.000
21	Jamie Woodworth	.000	3-1	0	1	0	0	0	0	0	0	.000	0	0	0	0	.000	0	0	0-0	0	0	0	.000

No.	Name	ERA	W-L	APP	GS	CG	SHO	SV	IP	H	R	ER	BB	SO	2B	3B	HR	AB	B/Avg.	WP	HBP	BK	SFA	SHA
20	Lindsey Patterson	7.00	0-0	1	0	0	0/0	0	1.0	1	2	1	1	1	0	0	0	5	.333	1	0	0	0	1





# SOUTHEAST MISSOURI STATE UNIVERSITY

## vs. Tennessee Tech

No.	Name	Avg.	GP-GS	AB	R	H	2B	3B	HR	RBI	TB	SLG%	BB	HBP	SO	GDP	OB%	SF	SH	SB-ATT	PO	A	E	FLD%
6	Renee Terry	.333	8-1	3	1	1	0	0	0	0	1	.333	1	0	0	0	.500	0	0	2-2	0	0	0	.000
20	Lindsey Patterson	.267	5-5	15	1	4	0	0	0	1	4	.267	1	1	1	0	.353	0	0	0-0	10	0	0	1.000
23	Chelsea Smith	.200	2-2	5	0	1	1	0	0	0	2	.400	0	0	1	0	.200	0	0	0-0	9	1	1	.909
3	Alexis Anderson	.167	2-2	6	0	1	1	0	0	0	2	.333	0	0	0	0	.167	0	0	0-0	4	0	0	1.000
4	Summer Burger	.000	1-1	0	0	0	0	0	0	0	0	.000	0	0	0	0	.000	0	0	0-0	1	0	0	1.000
21	Jamie Woodworth	.000	2-0	0	1	0	0	0	0	0	0	.000	0	0	0	0	.000	0	0	0-0	0	0	0	.000

No.	Name	ERA	W-L	APP	GS	CG	SHO	SV	IP	H	R	ER	BB	SO	2B	3B	HR	AB	B/Avg.	WP	HBP	BK	SFA	SHA
25	Hannah Durham	7.00	0-0	1	0	0	0/0	0	1.0	2	1	1	0	0	0	0	0	5	.500	0	1	0	0	0
20	Lindsey Patterson	31.50	0-0	1	0	0	0/0	0	0.2	2	3	3	1	1	0	0	1	5	.500	0	0	0	0	0

## vs. UT Martin

No.	Name	Avg.	GP-GS	AB	R	H	2B	3B	HR	RBI	TB	SLG%	BB	HBP	SO	GDP	OB%	SF	SH	SB-ATT	PO	A	E	FLD%
3	Alexis Anderson	.444	2-2	9	2	4	0	0	2	7	10	1.111	0	0	1	0	.444	0	0	0-0	2	0	1	.667
23	Chelsea Smith	.400	2-2	5	2	2	1	0	0	0	3	.600	0	0	1	0	.400	0	1	0-0	7	2	1	.900
20	Lindsey Patterson	.294	5-5	17	5	5	0	0	3	4	14	.824	2	0	0	0	.350	1	0	0-0	0	1	0	1.000
4	Summer Burger	.000	2-1	0	0	0	0	0	0	0	0	.000	0	0	0	0	.000	0	0	0-0	3	1	0	1.000
24	Savannah Carpenter	.000	2-0	1	0	0	0	0	0	0	0	.000	1	0	0	0	.500	0	0	0-0	0	0	0	.000
25	Hannah Durham	.000	2-1	1	0	0	0	0	0	0	0	.000	0	0	0	0	.000	0	1	0-0	0	1	0	1.000
17	Kelsey Gass	.000	1-0	1	0	0	0	0	0	0	0	.000	0	0	1	0	.000	0	0	0-0	0	0	0	.000
6	Renee Terry	.000	3-0	0	0	0	0	0	0	0	0	.000	0	0	0	0	.000	0	0	0-0	0	0	0	.000
21	Jamie Woodworth	.000	3-0	1	1	0	0	0	0	1	0	.000	0	0	1	0	.000	1	0	0-0	0	0	0	.000

No.	Name	ERA	W-L	APP	GS	CG	SHO	SV	IP	H	R	ER	BB	SO	2B	3B	HR	AB	B/Avg.	WP	HBP	BK	SFA	SHA
25	Hannah Durham	3.82	0-1	2	1	0	0/0	0	3.2	10	7	2	1	3	2	0	0	23	.500	0	0	0	1	1
20	Lindsey Patterson	16.80	0-0	2	0	0	0/0	0	1.2	2	4	4	3	1	1	0	1	10	.286	0	0	0	0	0

*Career Stats vs. OVC Opponents*





YEAR IN REVIEW







# SOUTHEAST MISSOURI STATE UNIVERSITY

Overall: 15-33 Home: 8-13 Away: 3-15 Neutral: 4-5 OVC: 6-18

No.	Name	Avg.	GP-GS	AB	R	H	2B	3B	HR	RBI	TB	SLG%	BB	HBP	SO	GDP	OB%	SF	SH	SB-ATT	PO	A	E	FLD%
3	Alexis Anderson	.403	48-46	144	27	58	7	1	8	26	91	.632	7	1	9	0	.434	0	3	6-8	60	3	10	.863
9	Xia Wilson	.292	42-42	120	10	35	5	1	1	11	45	.375	9	1	21	1	.344	1	8	0-0	290	8	6	.980
8	Simone Patterson	.282	48-47	142	23	40	6	1	9	27	75	.528	9	5	27	0	.344	1	2	5-6	61	0	4	.938
10	Taylor Cowan	.277	48-48	141	20	39	9	0	3	28	57	.404	12	4	14	0	.348	1	2	3-3	47	61	3	.973
20	Lindsey Patterson	.273	48-48	139	24	38	7	2	8	19	73	.525	19	6	20	0	.384	0	0	3-3	45	3	0	1.000
23	Chelsea Smith	.265	45-38	113	10	30	5	1	0	12	37	.327	2	2	22	2	.291	0	4	0-1	140	25	9	.948
11	Kaitlin Zink	.224	48-48	147	27	33	9	1	2	12	50	.340	15	1	31	0	.301	0	5	18-23	69	112	25	.879
-----																								
24	Savannah Carpenter	.288	25-18	59	3	17	3	0	1	7	23	.390	8	0	13	1	.373	0	1	0-0	10	37	4	.922
6	Renee Terry	.286	32-3	14	5	4	0	0	0	0	4	.286	1	0	4	0	.333	0	1	5-5	5	0	0	1.000
21	Jamie Woodworth	.235	25-11	34	1	8	4	0	0	2	12	.353	0	2	13	0	.270	1	0	2-2	29	6	2	.946
25	Hannah Durham	.235	23-9	17	0	4	0	0	0	4	4	.235	3	0	5	0	.350	0	1	0-0	3	29	0	1.000
14	Brittany Smith	.216	41-26	74	10	16	5	0	0	4	21	.284	15	0	15	0	.348	0	1	2-3	26	0	0	1.000
1	Elysia Mesa	.190	36-32	21	2	4	1	0	0	2	5	.238	3	1	8	0	.320	0	1	0-0	79	64	8	.947
7	Leah Becker	.162	42-36	74	8	12	2	0	0	2	14	.189	5	1	20	0	.225	0	1	3-3	37	66	10	.912
17	Kelsey Gass	.125	24-5	8	1	1	0	0	0	0	1	.125	2	0	4	0	.300	0	2	1-1	9	2	2	.846
4	Summer Burger	.000	30-16	4	3	0	0	0	0	0	0	.000	0	0	2	0	.000	0	0	0-1	34	26	3	.952
16	Lauren Reinagel	.000	2-0	2	0	0	0	0	0	0	0	.000	0	0	0	0	.000	0	0	0-0	2	3	1	.833
Totals		.271	48-48	1253	174	339	63	7	32	156	512	.409	110	24	228	4	.340	4	32	48-59	946	445	87	.941
Opponents		.302	48-48	1329	286	401	65	9	36	262	592	.445	133	40	156	5	.379	11	29	64-83	956	389	43	.969

LOB - Team (297), Opp (315). DPs turned - Team (17), Opp (14). CI - Team (1), C. Smith 1. Picked off - Durham 2.

No.	Name	ERA	W-L	APP	GS	CG	SHO/CBO	SV	IP	H	R	ER	BB	SO	2B	3B	HR	AB	B/Avg.	WP	HBP	BK	SFA	SHA
10	Taylor Cowan	4.18	7-22	39	33	14	1/0	1	176.0	205	146	105	71	86	36	5	19	729	.281	9	23	0	4	19
25	Hannah Durham	5.29	4-8	31	12	2	0/0	1	95.1	131	87	72	30	54	20	3	8	413	.317	6	9	0	3	7
-----																								
20	Lindsey Patterson	5.11	3-2	17	1	0	0/0	0	24.2	27	26	18	19	10	5	1	4	101	.267	11	5	1	2	2
16	Lauren Reinagel	8.33	1-1	13	2	0	0/0	0	19.1	38	27	23	13	6	4	0	5	86	.442	6	3	0	2	1
Totals		4.82	15-33	48	48	16	1/0	2	315.1	401	286	217	133	156	65	9	36	1329	.302	32	40	1	11	29
Opponents		3.25	33-15	48	48	26	7/0	4	318.2	339	174	148	110	228	63	7	32	1253	.271	23	24	1	4	32

PB - Team (17), C. Smith 15, Woodworth 2, Opp (11). Pickoffs - Team (1), Woodworth 1, Opp (2). SBA/ATT - C. Smith (40-56), Cowan (29-39), Durham (24-31), Woodworth (24-27), L. Patterson (7-9), Reinagel (4-4).





## 2013 OVC Statistics

Overall: 6-18 Home: 3-9 Away: 3-9

No.	Name	Avg.	GP-GS	AB	R	H	2B	3B	HR	RBI	TB	SLG%	BB	HBP	SO	GDP	OB%	SF	SH	SB-ATT	PO	A	E	FLD%
3	Alexis Anderson	.500	24-24	80	19	40	5	0	7	19	66	.825	3	1	4	0	.524	0	1	3-5	33	1	5	.872
10	Taylor Cowan	.338	24-24	68	10	23	3	0	1	13	29	.426	8	4	4	0	.438	0	2	3-3	21	28	1	.980
20	Lindsey Patterson	.300	24-24	70	12	21	3	0	3	4	33	.471	9	4	7	0	.410	0	0	2-2	8	1	0	1.000
8	Simone Patterson	.278	24-24	72	11	20	3	0	5	13	38	.528	4	4	14	0	.346	1	0	1-1	31	0	2	.939
9	Xia Wilson	.273	23-23	66	6	18	3	0	1	7	24	.364	5	0	14	1	.324	0	5	0-0	140	7	4	.974
23	Chelsea Smith	.219	24-23	64	4	14	3	1	0	8	19	.297	2	1	17	1	.254	0	1	0-0	63	9	2	.973
7	Leah Becker	.180	24-24	50	7	9	2	0	0	2	11	.220	2	1	12	0	.226	0	1	3-3	29	54	7	.922
11	Kaitlin Zink	.171	24-24	70	11	12	4	0	1	6	19	.271	8	0	15	0	.256	0	2	9-12	42	53	18	.841
-----																								
21	Jamie Woodworth	.286	13-2	14	0	4	1	0	0	2	5	.357	0	1	3	0	.313	1	0	1-1	1	0	0	1.000
14	Brittany Smith	.250	21-15	44	7	11	2	0	0	4	13	.295	7	0	9	0	.353	0	0	2-3	23	0	0	1.000
6	Renee Terry	.167	12-1	6	2	1	0	0	0	0	1	.167	1	0	1	0	.286	0	0	3-3	1	0	0	1.000
17	Kelsey Gass	.167	9-3	6	1	1	0	0	0	0	1	.167	0	0	2	0	.167	0	0	0-0	4	0	0	1.000
25	Hannah Durham	.091	12-3	11	0	1	0	0	0	2	1	.091	3	0	4	0	.286	0	1	0-0	1	12	0	1.000
24	Savannah Carpenter	.000	6-0	5	0	0	0	0	0	0	0	.000	1	0	2	0	.167	0	0	0-0	0	0	0	.000
1	Elysia Mesa	.000	15-14	3	0	0	0	0	0	0	0	.000	0	0	2	0	.000	0	0	0-0	41	17	4	.935
16	Lauren Reinagel	.000	2-0	2	0	0	0	0	0	0	0	.000	0	0	0	0	.000	0	0	0-0	1	1	1	.667
4	Summer Burger	.000	14-10	1	1	0	0	0	0	0	0	.000	0	0	0	0	.000	0	0	0-0	24	18	1	.977
Totals		.277	24-24	632	91	175	29	1	18	80	260	.411	53	16	110	2	.347	2	13	27-33	463	201	45	.937
Opponents		.323	24-24	685	172	221	42	3	25	161	344	.502	66	25	54	4	.398	7	14	22-29	474	182	23	.966

LOB - Team (151), Opp (163). DPs turned - Team (8), Opp (7). CI - Team (1), C. Smith 1. Picked off - Durham 1.

No.	Name	ERA	W-L	APP	GS	CG	SHO/CBO	SV	IP	H	R	ER	BB	SO	2B	3B	HR	AB	B/Avg.	WP	HBP	BK	SFA	SHA
10	Taylor Cowan	5.58	2-12	21	19	6	1/0	0	85.1	109	94	68	36	32	26	2	15	374	.291	5	14	0	3	9
25	Hannah Durham	6.26	2-5	17	4	2	0/0	1	47.0	75	49	42	12	19	11	1	4	212	.354	3	6	0	2	4
-----																								
20	Lindsey Patterson	6.81	2-0	11	0	0	0/0	0	12.1	15	15	12	11	3	3	0	4	53	.283	3	3	0	1	1
16	Lauren Reinagel	8.69	0-1	6	1	0	0/0	0	9.2	22	14	12	7	0	2	0	2	46	.478	3	2	0	1	0
Totals		6.03	6-18	24	24	8	1/0	1	154.1	221	172	133	66	54	42	3	25	685	.323	14	25	0	7	14
Opponents		3.46	18-6	24	24	14	3/0	1	158.0	175	91	78	53	110	29	1	18	632	.277	3	16	0	2	13

PB - Team (10), C. Smith 10, Opp (5). Pickoffs - Team (0), Opp (1). SBA/ATT - C. Smith (19-26), Clemons (9-12), Cowan (8-11), Reinagel (3-3), Woodworth (3-3), L. Patterson (2-3).







# SOUTHEAST MISSOURI STATE UNIVERSITY

Date	Opponent	W/L	Score	R	H	E/	R	H	E	Innings	Overall	Conference	Pitcher of Record	Attendance	Time
02-07-13	at Jackson State	L	0-1	0	3	0/	1	8	2	7	0-1-0	0-0-0	Cowan (L, 0-1)	67	2:00
02-08-13	vs. Mississippi Valley \$	W	3-2	3	6	3/	2	5	0	7	1-1-0	0-0-0	Cowan (W, 1-1)	134	2:01
02-08-13	vs. Grambling State \$	W	6-3	6	9	1/	3	8	2	7	2-1-0	0-0-0	Durham (W, 1-0)	107	1:55
02-09-13	at UL Monroe \$	L	1-5	1	2	3/	5	7	0	7	2-2-0	0-0-0	Cowan (L, 1-2)	243	2:05
02-09-13	vs. Northwestern State \$	L	0-8	0	3	0/	8	7	0	6	2-3-0	0-0-0	Durham (L, 1-1)	157	1:43
02-22-13	vs. Detroit #	W	10-7	10	17	1/	1	7	10	(10)	3-3-0	0-0-0	L. Patterson (W, 1-0)	536	4:13
02-23-13	vs. Samford #	L	1-2	1	6	1/	2	6	0	8	3-4-0	0-0-0	Cowan (L, 1-3)	--	2:03
02-23-13	vs. Nicholls State #	L	7-8	7	7	4/	8	11	3	7	3-5-0	0-0-0	L. Patterson (L, 1-1)	872	2:28
02-24-13	vs. Mississippi State #	L	4-8	4	5	2/	8	9	2	7	3-6-0	0-0-0	L. Patterson (L, 1-2)	--	2:32
02-24-13	at Memphis #	L	1-2	1	4	1/	2	4	1	7	3-7-0	0-0-0	Cowan (L, 1-4)	637	1:57
03-07-13	MISSOURI STATE	W	3-2	3	9	0/	2	8	0	7	4-7-0	0-0-0	Cowan (W, 2-4)	147	1:45
03-07-13	MISSOURI STATE	L	1-2	1	5	1/	2	6	0	7	4-8-0	0-0-0	Durham (L, 1-2)	147	2:00
03-09-13	vs. Bowling Green !	L	1-4	1	4	1/	4	6	0	7	4-9-0	0-0-0	Cowan (L, 2-5)	--	1:55
03-09-13	at Evansville !	L	0-8	0	3	3/	8	8	1	5	4-10-0	0-0-0	Durham (L, 1-3)	350	1:38
03-10-13	vs. Bowling Green !	W	4-1	4	8	0/	1	5	0	7	5-10-0	0-0-0	Cowan (W, 3-5)	194	2:00
03-10-13	at Evansville !	L	2-9	2	5	5/	9	9	3	6	5-11-0	0-0-0	Cowan (L, 3-6)	218	2:11
03-13-13	INDIANA STATE	W	5-4	5	12	2/	4	9	1	7	6-11-0	0-0-0	Cowan (W, 4-6)	178	2:23
03-13-13	INDIANA STATE	W	9-4	9	13	2/	4	7	0	7	7-11-0	0-0-0	Reinagel (W, 1-0)	178	2:05
03-16-13	at Murray State*	W	9-3	9	14	1/	3	7	2	7	8-11-0	1-0-0	Cowan (W, 5-6)	150	2:26
03-16-13	at Murray State*	L	1-8	1	4	3/	8	10	0	7	8-12-0	1-1-0	Reinagel (L, 1-1)	150	2:07
03-20-13	GEORGIA TECH	L	4-9	4	5	3/	9	8	0	7	8-13-0	1-1-0	Cowan (L, 5-7)	115	2:11
03-21-13	at Western Kentucky	L	3-10	3	6	0/	10	10	2	7	8-14-0	1-1-0	Cowan (L, 5-8)	73	2:00
03-23-13	at Belmont*	L	11-12	11	15	2/	12	11	1	7	8-15-0	1-2-0	Durham (L, 1-4)	55	2:50
03-23-13	at Belmont*	W	3-1	3	7	2/	1	5	1	7	9-15-0	2-2-0	L. Patterson (W, 2-2)	55	2:00
03-24-13	at Tennessee State*	W	4-0	4	7	0/	0	3	1	7	10-15-0	3-2-0	Cowan (W, 6-8)	95	4:33
03-29-13	SIU EDWARDSVILLE*	L	0-13	0	3	0/	13	15	0	6	10-16-0	3-3-0	Cowan (L, 6-9)	193	1:30
03-29-13	SIU EDWARDSVILLE*	L	1-11	1	9	2/	11	10	0	7	10-17-0	3-4-0	Cowan (L, 6-10)	193	1:57
03-30-13	SIU EDWARDSVILLE*	L	1-9	1	7	1/	9	9	1	7	10-18-0	3-5-0	Cowan (L, 6-11)	175	2:00
04-02-13	EVANSVILLE	L	0-1	0	8	0/	1	6	1	7	10-19-0	3-5-0	Cowan (L, 6-12)	107	1:49
04-02-13	EVANSVILLE	W	3-2	3	5	2/	2	5	1	7	11-19-0	3-5-0	Durham (W, 2-4)	107	1:50
04-06-13	at Jacksonville State*	L	2-4	2	7	3/	4	5	0	7	11-20-0	3-6-0	Cowan (L, 6-13)	591	1:48
04-06-13	at Jacksonville State*	L	5-13	5	8	2/	13	10	1	5	11-21-0	3-7-0	Cowan (L, 6-14)	592	1:48
04-07-13	at Tennessee Tech*	L	1-9	1	4	3/	9	8	1	6	11-22-0	3-8-0	Cowan (L, 6-15)	103	1:45
04-07-13	at Tennessee Tech*	L	0-4	0	3	3/	4	8	1	7	11-23-0	3-9-0	Cowan (L, 6-16)	104	1:45
04-13-13	EASTERN ILLINOIS*	L	1-5	1	2	2/	5	7	0	7	11-24-0	3-10-0	Cowan (L, 6-17)	208	1:53
04-13-13	EASTERN ILLINOIS*	W	4-1	4	7	0/	1	7	1	7	12-24-0	4-10-0	Durham (W, 3-4)	208	1:56
04-14-13	EASTERN ILLINOIS*	L	1-10	1	2	3/	10	16	0	7	12-25-0	4-11-0	Cowan (L, 6-18)	137	2:00
04-20-13	EASTERN KENTUCKY*	W	12-11	12	13	4/	11	10	1	7	13-25-0	5-11-0	Durham (W, 4-4)	182	2:30
04-20-13	EASTERN KENTUCKY*	L	4-6	4	6	1/	6	9	1	7	13-26-0	5-12-0	Durham (L, 4-5)	182	2:05
04-21-13	MOREHEAD STATE*	L	6-7	6	12	2/	7	12	2	7	13-27-0	5-13-0	Durham (L, 4-6)	147	2:05
04-21-13	MOREHEAD STATE*	W	5-4	5	8	0/	4	11	2	7	14-27-0	6-13-0	L. Patterson (W, 3-2)	147	2:10
04-25-13	SOUTHERN ILLINOIS	W	14-7	14	14	3/	7	11	0	7	15-27-0	6-13-0	Cowan (W, 7-18)	133	2:20
04-28-13	at Austin Peay*	L	0-6	0	3	2/	6	7	1	7	15-28-0	6-14-0	Cowan (L, 7-19)	125	1:42
04-28-13	at Austin Peay*	L	5-6	5	10	2/	6	7	1	7	15-29-0	6-15-0	Cowan (L, 7-20)	125	1:51
04-29-13	at Austin Peay*	L	1-4	1	6	0/	4	7	1	7	15-30-0	6-16-0	Durham (L, 4-7)	100	1:50
05-01-13	SAINT LOUIS	L	1-5	1	5	4/	5	7	1	7	15-31-0	6-16-0	Cowan (L, 7-21)	167	1:43
05-04-13	UT MARTIN*	L	9-11	9	10	2/	11	11	1	7	15-32-0	6-17-0	Durham (L, 4-8)	163	2:40
05-04-13	UT MARTIN*	L	5-14	5	8	5/	14	16	3	7	15-33-0	6-18-0	Cowan (L, 7-22)	163	2:43

Home Games in Bold; \* - Denotes Ohio Valley Conference Game; \$ - ULM Mardi Gras Classic; # - Blues City Classic; ! - Evansville Tournament



**Hitting Statistics (Home Games: 8-13, 3-9 OVC)**

No.	Name	Avg.	GP-GS	AB	R	H	2B	3B	HR	RBI	TB	SLG%	BB	HBP	SO	GDP	OB%	SF	SH	SB-ATT	PO	A	E	FLD%
3	Alexis Anderson	.435	21-21	69	14	30	1	1	5	17	48	.696	4	0	1	0	.466	0	1	2-2	31	2	4	.892
9	Xia Wilson	.386	20-20	57	8	22	3	1	1	9	30	.526	4	1	6	1	.429	1	5	0-0	149	6	6	.963
23	Chelsea Smith	.340	20-17	53	5	18	4	0	0	5	22	.415	1	1	12	1	.364	0	2	0-0	54	14	2	.971
20	Lindsey Patterson	.333	21-21	63	17	21	3	1	5	8	41	.651	8	1	10	0	.417	0	0	2-2	2	1	0	1.000
8	Simone Patterson	.300	21-20	60	9	18	3	0	4	16	33	.550	5	1	11	0	.358	1	0	3-3	24	0	1	.960
10	Taylor Cowan	.300	21-21	60	12	18	4	0	1	15	25	.417	8	2	6	0	.400	0	0	3-3	22	27	0	1.000
11	Kaitlin Zink	.164	21-21	61	12	10	2	0	1	3	15	.246	7	0	13	0	.250	0	3	7-8	31	43	11	.871
-----																								
21	Jamie Woodworth	.400	13-5	15	0	6	3	0	0	2	9	.600	0	0	4	0	.375	1	0	1-1	11	2	1	.929
24	Savannah Carpenter	.263	10-4	19	1	5	0	0	0	1	5	.263	1	0	3	0	.300	0	0	0-0	3	10	0	1.000
25	Hannah Durham	.222	9-2	9	0	2	0	0	0	4	2	.222	0	0	4	0	.222	0	1	0-0	2	12	0	1.000
14	Brittany Smith	.212	18-11	33	3	7	2	0	0	1	9	.273	4	0	6	0	.297	0	0	0-1	12	0	0	1.000
17	Kelsey Gass	.167	12-3	6	1	1	0	0	0	0	1	.167	0	0	3	0	.167	0	1	1-1	7	1	2	.800
7	Leah Becker	.161	20-18	31	5	5	0	0	0	0	5	.161	4	0	8	0	.257	0	1	1-1	20	41	6	.910
1	Elysia Mesa	.000	13-11	7	0	0	0	0	0	0	0	.000	0	0	3	0	.000	0	0	0-0	31	29	4	.938
6	Renee Terry	.000	13-1	6	1	0	0	0	0	0	0	.000	0	0	2	0	.000	0	0	1-1	3	0	0	1.000
16	Lauren Reinagel	.000	2-0	2	0	0	0	0	0	0	0	.000	0	0	0	0	.000	0	0	0-0	2	2	0	1.000
4	Summer Burger	.000	15-10	1	1	0	0	0	0	0	0	.000	0	0	0	0	.000	0	0	0-0	25	16	2	.953
<b>Totals</b>		<b>.295</b>	<b>21-21</b>	<b>552</b>	<b>89</b>	<b>163</b>	<b>25</b>	<b>3</b>	<b>17</b>	<b>81</b>	<b>245</b>	<b>.444</b>	<b>46</b>	<b>6</b>	<b>92</b>	<b>2</b>	<b>.354</b>	<b>3</b>	<b>14</b>	<b>21-23</b>	<b>429</b>	<b>206</b>	<b>39</b>	<b>.942</b>
<b>Opponents</b>		<b>.328</b>	<b>21-21</b>	<b>610</b>	<b>138</b>	<b>200</b>	<b>33</b>	<b>4</b>	<b>18</b>	<b>127</b>	<b>295</b>	<b>.484</b>	<b>63</b>	<b>19</b>	<b>59</b>	<b>4</b>	<b>.405</b>	<b>5</b>	<b>18</b>	<b>27-38</b>	<b>407</b>	<b>176</b>	<b>16</b>	<b>.973</b>
LOB - Team (125), Opp (148). DPs turned - Team (10), Opp (7).																								

**Hitting Statistics (Away Games: 3-15, 3-9 OVC)**

No.	Name	Avg.	GP-GS	AB	R	H	2B	3B	HR	RBI	TB	SLG%	BB	HBP	SO	GDP	OB%	SF	SH	SB-ATT	PO	A	E	FLD%
3	Alexis Anderson	.389	18-18	54	9	21	4	0	3	7	34	.630	1	1	6	0	.411	0	2	2-4	23	1	4	.857
20	Lindsey Patterson	.277	18-18	47	3	13	2	0	2	4	21	.447	8	4	2	0	.424	0	0	0-0	28	2	0	1.000
8	Simone Patterson	.264	18-18	53	10	14	1	0	5	8	30	.566	3	3	9	0	.339	0	0	2-3	27	0	2	.931
10	Taylor Cowan	.250	18-18	52	5	13	2	0	1	5	18	.346	3	2	4	0	.310	1	2	0-0	4	17	1	.955
11	Kaitlin Zink	.232	18-18	56	6	13	3	1	1	6	21	.375	5	0	9	0	.295	0	1	7-9	23	41	12	.842
9	Xia Wilson	.227	16-16	44	1	10	2	0	0	1	12	.273	3	0	11	0	.277	0	2	0-0	85	2	0	1.000
23	Chelsea Smith	.163	18-16	43	2	7	1	1	0	6	10	.233	1	0	8	1	.182	0	1	0-1	59	9	5	.932
7	Leah Becker	.158	16-15	38	3	6	2	0	0	2	8	.211	0	1	11	0	.179	0	0	2-2	15	25	4	.909
-----																								
6	Renee Terry	.500	13-1	6	4	3	0	0	0	0	3	.500	1	0	1	0	.571	0	0	3-3	1	0	0	1.000
24	Savannah Carpenter	.250	6-5	12	0	3	1	0	0	0	4	.333	4	0	3	1	.438	0	0	0-0	3	5	2	.800
14	Brittany Smith	.226	16-11	31	5	7	1	0	0	3	8	.258	6	0	6	0	.351	0	0	2-2	12	0	0	1.000
25	Hannah Durham	.143	10-4	7	0	1	0	0	0	0	1	.143	3	0	1	0	.400	0	0	0-0	1	8	0	1.000
21	Jamie Woodworth	.000	8-2	10	0	0	0	0	0	0	0	.000	0	1	4	0	.091	0	0	0-0	5	1	0	1.000
1	Elysia Mesa	.000	15-14	6	0	0	0	0	0	0	0	.000	1	0	3	0	.143	0	0	0-0	31	18	3	.942
17	Kelsey Gass	.000	7-1	1	0	0	0	0	0	0	0	.000	0	0	0	0	.000	0	0	0-0	0	0	0	.000
4	Summer Burger	.000	10-4	1	1	0	0	0	0	0	0	.000	0	0	1	0	.000	0	0	0-1	5	3	1	.889
<b>Totals</b>		<b>.241</b>	<b>18-18</b>	<b>461</b>	<b>49</b>	<b>111</b>	<b>19</b>	<b>2</b>	<b>12</b>	<b>42</b>	<b>170</b>	<b>.369</b>	<b>39</b>	<b>12</b>	<b>79</b>	<b>2</b>	<b>.316</b>	<b>1</b>	<b>8</b>	<b>18-25</b>	<b>322</b>	<b>132</b>	<b>35</b>	<b>.928</b>
<b>Opponents</b>		<b>.290</b>	<b>18-18</b>	<b>462</b>	<b>105</b>	<b>134</b>	<b>22</b>	<b>2</b>	<b>15</b>	<b>97</b>	<b>205</b>	<b>.444</b>	<b>46</b>	<b>13</b>	<b>56</b>	<b>0</b>	<b>.368</b>	<b>4</b>	<b>7</b>	<b>29-35</b>	<b>360</b>	<b>143</b>	<b>20</b>	<b>.962</b>
LOB - Team (112), Opp (106). DPs turned - Team (3), Opp (4). CI - Team (1), C. Smith 1. Picked off - Durham 1.																								





# SOUTHEAST MISSOURI STATE UNIVERSITY

## Hitting Statistics (Neutral Games: 4-5)

No.	Name	Avg.	GP-GS	AB	R	H	2B	3B	HR	RBI	TB	SLG%	BB	HBP	SO	GDP	OB%	SF	SH	SB-ATT	PO	A	E	FLD%	
11	Kaitlin Zink	.333	9-9	30	9	10	4	0	0	3	14	.467	3	1	9	0	.412	0	1	4-6	15	28	2	.956	
3	Alexis Anderson	.333	9-7	21	4	7	2	0	0	2	9	.429	2	0	2	0	.391	0	0	2-2	6	0	2	.750	
24	Savannah Carpenter	.321	9-9	28	2	9	2	0	1	6	14	.500	3	0	7	0	.387	0	1	0-0	4	22	2	.929	
8	Simone Patterson	.276	9-9	29	4	8	2	1	0	3	12	.414	1	1	7	0	.323	0	2	0-0	10	0	1	.909	
10	Taylor Cowan	.276	9-9	29	3	8	3	0	1	8	14	.483	1	0	4	0	.300	0	0	0-0	21	17	2	.950	
9	Xia Wilson	.158	6-6	19	1	3	0	0	0	1	3	.158	2	0	4	0	.238	0	1	0-0	56	0	0	1.000	
20	Lindsey Patterson	.138	9-9	29	4	4	2	1	1	7	11	.379	3	1	8	0	.242	0	0	1-1	15	0	0	1.000	
-----																									
25	Hannah Durham	1.000	4-3	1	0	1	0	0	0	0	1	1.000	0	0	0	0	1.000	0	0	0-0	0	9	0	1.000	
1	Elysia Mesa	.500	8-7	8	2	4	1	0	0	2	5	.625	2	1	2	0	.636	0	1	0-0	17	17	1	.971	
6	Renee Terry	.500	6-1	2	0	1	0	0	0	0	1	.500	0	0	1	0	.500	0	1	1-1	1	0	0	1.000	
23	Chelsea Smith	.294	7-5	17	3	5	0	0	0	1	5	.294	0	1	2	0	.333	0	1	0-0	27	2	2	.935	
21	Jamie Woodworth	.222	4-4	9	1	2	1	0	0	0	3	.333	0	1	5	0	.300	0	0	1-1	13	3	1	.941	
14	Brittany Smith	.200	7-4	10	2	2	2	0	0	0	4	.400	5	0	3	0	.467	0	1	0-0	2	0	0	1.000	
7	Leah Becker	.200	6-3	5	0	1	0	0	0	0	1	.200	1	0	1	0	.333	0	0	0-0	2	0	0	1.000	
4	Summer Burger	.000	5-2	2	1	0	0	0	0	0	0	.000	0	0	1	0	.000	0	0	0-0	4	7	0	1.000	
17	Kelsey Gass	.000	5-1	1	0	0	0	0	0	0	0	.000	2	0	1	0	.667	0	1	0-0	2	1	0	1.000	
Totals		.271	9-9	240	36	65	19	2	3	33	97	.404	25	6	57	0	.354	0	10	9-11	195	107	13	.959	
Opponents		.261	9-9	257	43	67	10	3	3	38	92	.358	24	8	41	1	.340	2	4	8-10	189	70	7	.974	

LOB - Team (60), Opp (61). DPs turned - Team (4), Opp (3). Picked off - Durham 1.

## Hitting Statistics (Non-Conference Games: 9-15)

No.	Name	Avg.	GP-GS	AB	R	H	2B	3B	HR	RBI	TB	SLG%	BB	HBP	SO	GDP	OB%	SF	SH	SB-ATT	PO	A	E	FLD%
23	Chelsea Smith	.327	21-15	49	6	16	2	0	0	4	18	.367	0	1	5	1	.340	0	3	0-1	77	16	7	.930
9	Xia Wilson	.315	19-19	54	4	17	2	1	0	4	21	.389	4	1	7	0	.367	1	3	0-0	150	1	2	.987
24	Savannah Carpenter	.315	19-18	54	3	17	3	0	1	7	23	.426	7	0	11	1	.393	0	1	0-0	10	37	4	.922
8	Simone Patterson	.286	24-23	70	12	20	3	1	4	14	37	.529	5	1	13	0	.342	0	2	4-5	30	0	2	.938
3	Alexis Anderson	.281	24-22	64	8	18	2	1	1	7	25	.391	4	0	5	0	.324	0	2	3-3	27	2	5	.853
11	Kaitlin Zink	.273	24-24	77	16	21	5	1	1	6	31	.403	7	1	16	0	.341	0	3	9-11	27	59	7	.925
20	Lindsey Patterson	.246	24-24	69	12	17	4	2	5	15	40	.580	10	2	13	0	.358	0	0	1-1	37	2	0	1.000
10	Taylor Cowan	.219	24-24	73	10	16	6	0	2	15	28	.384	4	0	10	0	.256	1	0	0-0	26	33	2	.967
-----																								
25	Hannah Durham	.500	11-6	6	0	3	0	0	0	2	3	.500	0	0	1	0	.500	0	0	0-0	2	17	0	1.000
6	Renee Terry	.375	20-2	8	3	3	0	0	0	0	3	.375	0	0	3	0	.375	0	1	2-2	4	0	0	1.000
1	Elysia Mesa	.222	21-18	18	2	4	1	0	0	2	5	.278	3	1	6	0	.364	0	1	0-0	38	47	4	.955
21	Jamie Woodworth	.200	12-9	20	1	4	3	0	0	0	7	.350	0	1	10	0	.238	0	0	1-1	28	6	2	.944
14	Brittany Smith	.167	20-11	30	3	5	3	0	0	0	8	.267	8	0	6	0	.342	0	1	0-0	3	0	0	1.000
7	Leah Becker	.125	18-12	24	1	3	0	0	0	0	3	.125	3	0	8	0	.222	0	0	0-0	8	12	3	.870
4	Summer Burger	.000	16-6	3	2	0	0	0	0	0	0	.000	0	0	2	0	.000	0	0	0-1	10	8	2	.900
17	Kelsey Gass	.000	15-2	2	0	0	0	0	0	0	0	.000	2	0	2	0	.500	0	2	1-1	5	2	2	.778
Totals		.264	24-24	621	83	164	34	6	14	76	252	.406	57	8	118	2	.333	2	19	21-26	483	244	42	.945
Opponents		.280	24-24	644	114	180	23	6	11	101	248	.385	67	15	102	1	.359	4	15	42-54	482	207	20	.972

LOB - Team (146), Opp (152). DPs turned - Team (9), Opp (7). Picked off - Durham 1.



## Pitching Statistics

### Pitching Statistics (Home Games: 8-13, 3-9 OVC)

No.	Name	ERA	W-L	APP	GS	CG	SHO	SV	IP	H	R	ER	BB	SO	2B	3B	HR	AB	B/Avg.	WP	HBP	BK	SFA	SHA
25	Hannah Durham	4.44	3-4	15	6	2	0/0	0	47.1	68	38	30	14	20	10	1	3	204	.333	1	4	0	2	5
10	Taylor Cowan	5.16	3-9	18	15	4	0/0	0	77.1	103	78	57	38	35	17	3	12	327	.315	3	11	0	2	12
-----																								
20	Lindsey Patterson	5.73	1-0	6	0	0	0/0	0	7.1	8	9	6	6	1	3	0	1	30	.267	2	2	0	1	1
16	Lauren Reinagel	7.64	1-0	6	0	0	0/0	0	11.0	21	13	12	5	3	3	0	2	49	.429	2	2	0	0	0
<b>Totals</b>		<b>5.14</b>	<b>8-13</b>	<b>21</b>	<b>21</b>	<b>6</b>	<b>0/0</b>	<b>0</b>	<b>143.0</b>	<b>200</b>	<b>138</b>	<b>105</b>	<b>63</b>	<b>59</b>	<b>33</b>	<b>4</b>	<b>18</b>	<b>610</b>	<b>.328</b>	<b>8</b>	<b>19</b>	<b>0</b>	<b>5</b>	<b>18</b>
<b>Opponents</b>		<b>4.08</b>	<b>13-8</b>	<b>21</b>	<b>21</b>	<b>10</b>	<b>2/0</b>	<b>3</b>	<b>135.2</b>	<b>163</b>	<b>89</b>	<b>79</b>	<b>46</b>	<b>92</b>	<b>25</b>	<b>3</b>	<b>17</b>	<b>552</b>	<b>.295</b>	<b>6</b>	<b>6</b>	<b>0</b>	<b>3</b>	<b>14</b>
PB - Team (5), C. Smith 4, Woodworth 1, Opp (1). SBA/ATT - C. Smith (19-28), Cowan (15-20), Durham (11-16), Woodworth (8-10), Reinagel (1-1), L. Patterson (0-1).																								

### Pitching Statistics (Away Games: 3-15, 3-9 OVC)

No.	Name	ERA	W-L	APP	GS	CG	SHO	SV	IP	H	R	ER	BB	SO	2B	3B	HR	AB	B/Avg.	WP	HBP	BK	SFA	SHA
10	Taylor Cowan	4.16	2-11	16	14	7	1/0	0	67.1	77	59	40	26	34	17	1	6	285	.270	6	8	0	1	6
25	Hannah Durham	6.59	0-3	11	3	0	0/0	1	28.2	41	32	27	10	19	4	1	5	128	.320	2	3	0	1	1
-----																								
16	Lauren Reinagel	4.85	0-1	4	1	0	0/0	0	4.1	7	5	3	3	1	0	0	1	19	.368	2	0	0	1	0
20	Lindsey Patterson	8.00	1-0	7	0	0	0/0	0	7.0	9	9	8	7	2	1	0	3	30	.300	2	2	0	1	0
Totals		5.02	3-15	18	18	7	1/0	1	107.1	134	105	77	46	56	22	2	15	462	.290	12	13	0	4	7
Opponents		2.45	15-3	18	18	12	4/0	1	120.0	111	49	42	39	79	19	2	12	461	.241	5	12	0	1	8
PB - Team (10), C. Smith 9, Woodworth 1, Opp (7). Pickoffs - Team (0), Opp (1). SBA/ATT - C. Smith (19-25), Cowan (12-16), Durham (12-14), Woodworth (10-10), L. Patterson (3-3), Reinagel (2-2).																								

### Pitching Statistics (Neutral Games: 4-5)

No.	Name	ERA	W-L	APP	GS	CG	SHO	SV	IP	H	R	ER	BB	SO	2B	3B	HR	AB	B/Avg.	WP	HBP	BK	SFA	SHA
10	Taylor Cowan	1.79	2-2	5	4	3	0/0	1	31.1	25	9	8	7	17	2	1	1	117	.214	0	4	0	1	1
20	Lindsey Patterson	2.71	1-2	4	1	0	0/0	0	10.1	10	8	4	6	7	1	1	0	41	.244	7	1	1	0	1
25	Hannah Durham	5.43	1-1	5	3	0	0/0	0	19.1	22	17	15	6	15	6	1	0	81	.272	3	2	0	0	1
-----																								
16	Lauren Reinagel	14.00	0-0	3	1	0	0/0	0	4.0	10	9	8	5	2	1	0	2	18	.556	2	1	0	1	1
Totals		3.77	4-5	9	9	3	0/0	1	65.0	67	43	35	24	41	10	3	3	257	.261	12	8	1	2	4
Opponents		3.00	5-4	9	9	4	1/0	0	63.0	65	36	27	25	57	19	2	3	240	.271	12	6	1	0	10
PB - Team (2), C. Smith 2, Opp (3). Pickoffs - Team (1), Woodworth 1, Opp (1). SBA/ATT - Woodworth (6-7), L. Patterson (4-5), Cowan (2-3), C. Smith (2-3), Reinagel (1-1), Durham (1-1).																								

### Pitching Statistics (Non-Conference Games: 9-15)

No.	Name	ERA	W-L	APP	GS	CG	SHO	SV	IP	H	R	ER	BB	SO	2B	3B	HR	AB	B/Avg.	WP	HBP	BK	SFA	SHA
10	Taylor Cowan	2.86	5-10	18	14	8	0/0	1	90.2	96	52	37	35	54	10	3	4	355	.270	4	9	0	1	10
25	Hannah Durham	4.34	2-3	14	8	0	0/0	0	48.1	56	38	30	18	35	9	2	4	201	.279	3	3	0	1	3
-----																								
20	Lindsey Patterson	3.41	1-2	6	1	0	0/0	0	12.1	12	11	6	8	7	2	1	0	48	.250	8	2	1	1	1
16	Lauren Reinagel	7.97	1-0	7	1	0	0/0	0	9.2	16	13	11	6	6	2	0	3	40	.400	3	1	0	1	1
<b>Totals</b>		<b>3.65</b>	<b>9-15</b>	<b>24</b>	<b>24</b>	<b>8</b>	<b>0/0</b>	<b>1</b>	<b>161.0</b>	<b>180</b>	<b>114</b>	<b>84</b>	<b>67</b>	<b>102</b>	<b>23</b>	<b>6</b>	<b>11</b>	<b>644</b>	<b>.280</b>	<b>18</b>	<b>15</b>	<b>1</b>	<b>4</b>	<b>15</b>
<b>Opponents</b>		<b>3.05</b>	<b>15-9</b>	<b>24</b>	<b>24</b>	<b>12</b>	<b>4/0</b>	<b>3</b>	<b>160.2</b>	<b>164</b>	<b>83</b>	<b>70</b>	<b>57</b>	<b>118</b>	<b>34</b>	<b>6</b>	<b>14</b>	<b>621</b>	<b>.264</b>	<b>20</b>	<b>8</b>	<b>1</b>	<b>2</b>	<b>19</b>
PB - Team (7), C. Smith 5, Woodworth 2, Opp (6). Pickoffs - Team (1), Woodworth 1, Opp (1). SBA/ATT - C. Smith (21-30), Cowan (21-28), Woodworth (21-24), Durham (15-19), L. Patterson (5-6), Reinagel (1-1).																								





# SOUTHEAST MISSOURI STATE UNIVERSITY

## Hitting Game Highs

At bats:.....	41	vs Detroit (Feb 22, 2013 at Southaven, Miss.)
Runs scored:.....	14	vs Southern Illinois (Apr 25, 2013)
Hits:.....	17	vs Detroit (Feb 22, 2013 at Southaven, Miss.)
RBIs:.....	14	vs Southern Illinois (Apr 25, 2013)
Doubles:.....	5	Two Times
Triples:.....	2	vs Southern Illinois (Apr 25, 2013)
Home runs:.....	3	Two Times
Total bases:.....	30	vs Detroit (Feb 22, 2013 at Southaven, Miss.)
Walks:.....	7	vs Nicholls (Feb 23, 2013 at Southaven, Miss.)
Strikeouts:.....	16	at Memphis (Feb 24, 2013)
Sac hits:.....	4	vs Detroit (Feb 22, 2013 at Southaven, Miss.)
Sac flies:.....	1	(4 games )
Stolen bases:.....	6	at Murray State (Mar 16, 2013)
Hit by pitch:.....	3	Two Times
Caught stealing:.....	2	at Austin Peay (Apr 28, 2013)
Runners LOB:.....	14	vs Detroit (Feb 22, 2013 at Southaven, Miss.)
Hit into DP:.....	2	vs UT Martin (May 4, 2013)

## Pitching Game Highs

Innings pitched:.....	10.0	vs Detroit (Feb 22, 2013 at Southaven, Miss.)
Runs allowed:.....	14	vs UT Martin (May 4, 2013)
Earned runs:.....	13	vs SIU Edwardsville (Mar 29, 2013)
Walks allowed:.....	6	(4 games )
Strikeouts:.....	12	vs Detroit (Feb 22, 2013 at Southaven, Miss.)
Hits allowed:.....	16	Two Times
Doubles allowed:.....	5	Two Times
Triples allowed:.....	1	(9 games )
Homers allowed:.....	4	vs SIU Edwardsville (Mar 29, 2013)
Wild pitches:.....	7	vs Mississippi State (Feb 24, 2013)
Hit batters:.....	4	vs Morehead State (Apr 21, 2013)

## Individual Hitting Game Highs

At bats:.....	5	(14 games)
Runs scored:.....	3	(5 games)
Hits:.....	4	(3 games)
RBIs:.....	5	(2 games)
Doubles:.....	2	(7 games)
Triples:.....	1	(7 games)
Home runs:.....	2	(3 games)
Total bases:.....	8	(6 games)
Walks:.....	2	(10 games)
Strikeouts:.....	3	(5 games)
Sac hits:.....	2	PATTERSON, Simone vs Detroit (Feb 22, 2013)
Sac flies:.....	1	(4 games)
Stolen bases:.....	2	(5 games)
Hit by pitch:.....	1	(24 games)
Caught stealing:.....	1	(11 games)
Runners LOB:.....	5	(2 games)

## Individual Pitching Game Highs

Innings pitched:.....	8.0	COWAN, Taylor vs Samford (Feb 23, 2013)
Runs allowed:.....	12	COWAN, Taylor vs UT Martin (May 4, 2013)
Earned runs:.....	10	COWAN, Taylor vs UT Martin (May 4, 2013)
Walks allowed:.....	6	COWAN, Taylor vs Eastern Ky. (Apr 20, 2013)
Strikeouts:.....	8	COWAN, Taylor vs Evansville (Apr 2, 2013)
Hits allowed:.....	12	COWAN, Taylor vs UT Martin (May 4, 2013)
Doubles allowed:.....	4	COWAN, Taylor at Austin Peay (Apr 28, 2013)
Triples allowed:.....	1	(9 games )
Homers allowed:.....	3	COWAN, Taylor vs SIUE (Mar 29, 2013)
Wild pitches:.....	6	PATTERSON, Lindsey vs Miss. St. (Feb 24, 2013)
Hit batters:.....	3	COWAN, Taylor vs SIUE (Mar 30, 2013)

## Multiple-Hit Games

Player	2	3	4	5+	Total
Alexis Anderson	12	4	1	-	17
Lindsey Patterson	9	1	-	-	10
Xia Wilson	8	2	-	-	10
Simone Patterson	7	2	-	-	9
Taylor Cowan	7	-	1	-	8

## Multiple-RBI Games

Player	2	3	4	5+	Total
Simone Patterson	6	1	1	-	8
Taylor Cowan	7	-	1	-	8
Alexis Anderson	4	1	-	1	6
Lindsey Patterson	4	1	-	-	5
Kaitlin Zink	1	3	-	-	4

## Inning-by-Inning Summary

Inning	SEMO	Opp.
First	37	41
Second	27	50
Third	22	21
Fourth	13	33
Fifth	23	44
Sixth	37	49
Seventh	10	45
Eighth	1	2
Ninth	1	1
Extra	3	0
<b>Totals</b>	<b>174</b>	<b>286</b>

## Longest Hitting Streaks of Season

Player	Games
Alexis Anderson	10
Taylor Cowan	9
Xia Wilson	7
Simone Patterson	6
Kaitlin Zink	5
Lindsey Patterson	4
Brittany Smith	3
Jamie Woodworth	3
Chelsea Smith	3
Leah Becker	3
Savannah Carpenter	3





OPPONENTS







# SOUTHEAST MISSOURI STATE UNIVERSITY

## Houston Baptist

» Friday, Feb. 14 • 1:15 p.m., CT • Monroe, La.  
» Saturday, Feb. 15 • 11 a.m., CT • Monroe, La.

Games  
**1, 3**



### General Information

Location ..... Houston, Texas  
Enrollment ..... 2,910  
Nickname ..... Huskies  
Colors ..... Royal Blue & Orange  
Conference ..... Southland  
President ..... Dr. Robert B. Sloan, Jr.  
Athletic Director ..... Steve Moniaci

### Coaching Staff

Head Coach ..... Mary-Ellen Hall  
Career Record ..... 706-380  
Record at School ..... Same  
Assistant Coach ..... Roger Willhite

### Team Information

2013 Record ..... 15-27  
Conference Record ..... 6-20  
Starters Returning/Lost ..... 8/1  
Pitchers Returning ..... 1  
Letterwinners Returning/Lost ..... 11/7

### Sports Information

Contact ..... Mary Ellen Leisering  
Office Phone ..... (281) 649-3087  
Email ..... mleisering@hbu.edu  
Fax ..... (281) 649-3496  
Website ..... HBUHuskies.com

## Louisiana-Monroe

» Friday, Feb. 14 • 3:15 p.m., CT • Monroe, La.

Game  
**2**



### General Information

Location ..... Monroe, La.  
Enrollment ..... 8,858  
Nickname ..... Warhawks  
Colors ..... Maroon & Gold  
Conference ..... Sun Belt  
President ..... Dr. Nick Bruno  
Athletic Director ..... Brian Wickstrom

### Coaching Staff

Head Coach ..... Rosemary Holloway-Hill  
Career Record ..... 804-1010-3  
Record at School ..... 724-929-3  
Assistant Coach ..... Ashlyn Williams

### Team Information

2013 Record ..... 19-35  
Conference Record ..... 3-20  
Starters Returning/Lost ..... 7/5  
Pitchers Returning ..... N/A  
Letterwinners Returning/Lost ..... 10/9

### Sports Information

Contact ..... Tom Ritter  
Office Phone ..... (318) 342-5463  
Email ..... ritterf@warhawks.ulm.edu  
Fax ..... N/A  
Website ..... ULMWarhawks.com

## Grambling State

» Saturday, Feb. 15 • 1:15 p.m., CT • Monroe, La.  
» Sunday, Feb. 16 • Noon, CT • Monroe, La.

Games  
**4, 5**



### General Information

Location ..... Grambling, La.  
Enrollment ..... 5,472  
Nickname ..... Lady Tigers  
Colors ..... Black & Gold  
Conference ..... Southwestern Athletic  
President ..... Dr. Frank Pogue  
Athletic Director ..... Aaron Jenkins

### Coaching Staff

Head Coach ..... Wilbert Early  
Career Record ..... 81-200  
Record at School ..... Same

### Team Information

2013 Record ..... 11-33  
Conference Record ..... 5-15  
Starters Returning/Lost ..... N/A  
Pitchers Returning ..... N/A  
Letterwinners Returning/Lost ..... N/A

### Sports Information

Contact ..... Santoria Black  
Office Phone ..... (318) 274-6562  
Email ..... blacks@gram.edu  
Fax ..... (318) 274-6562  
Website ..... GSUTigers.com

## Lipscomb

» Saturday, Feb. 22 • 12:30 p.m., CT • Memphis, Tenn.

Game  
**6**



### General Information

Location ..... Nashville, Tenn.  
Enrollment ..... 4,593  
Nickname ..... Bisons  
Colors ..... Purple & Gold  
Conference ..... Atlantic Sun  
President ..... Dr. Randolph Lowry  
Athletic Director ..... Philip Hutcheson

### Coaching Staff

Head Coach ..... Kristin Ryman  
Career Record ..... 257-179-1  
Record at School ..... Same  
Assistant Coaches ..... Megan Rhodes,  
J.J. Dillingham

### Team Information

2013 Record ..... 35-24  
Conference Record/Finish ..... 18-8/4  
Starters Returning/Lost ..... 7/3  
Pitchers Returning ..... N/A  
Letterwinners Returning/Lost ..... 15/4

### Sports Information

Contact ..... Mark McGee  
Office Phone ..... (615) 966-5862  
Email ..... mark.mcgee@lipscomb.edu  
Fax ..... (615) 966-1806  
Website ..... LipscombSports.com



## 2014 Opponents

### Loyola-Chicago

» Saturday, Feb. 22 • 3 p.m., CT • Memphis, Tenn.

Game  
7



#### General Information

Location..... Chicago, Ill.  
Enrollment..... 16,040  
Nickname..... Ramblers  
Colors..... Maroon & Gold  
Conference..... Missouri Valley  
President .... Michael J. Garanzini, S.J.  
Athletic Director .. Dr. M. Grace Calhoun

#### Coaching Staff

Head Coach..... Missy Beseres  
Career Record..... 80-68  
Record at School..... Same  
Assistant Coaches..... Jeff Tylka,  
Brittany Cervantes

#### Team Information

2013 Record..... 28-19  
Conference Record/Finish..... 13-5/1st  
Starters Returning/Lost..... 8/1  
Pitchers Returning..... N/A  
Letterwinners Returning/Lost..... 16/1

#### Sports Information

Contact..... Kristin Jensen  
Office Phone..... (773) 508-2748  
Email..... kjensen1@luc.edu  
Fax..... N/A  
Website..... LoyolaRamblers.com

### Ball State

» Sunday, Feb. 23 • 10 a.m., CT • Memphis, Tenn.

Game  
8



#### General Information

Location..... Muncie, Ind.  
Enrollment..... 17,728  
Nickname..... Cardinals  
Colors..... Cardinal and White  
Conference..... Mid-American  
Chancellor ..... Dr. Jo Ann M. Gora  
Athletic Director ..... Bill Scholl

#### Coaching Staff

Head Coach..... Tyra Perry  
Career Record..... 342-344-1  
Record at School..... First Year  
Assistant Coaches..... Kassie Stanfill,  
Erica Sisson

#### Team Information

2013 Record..... 37-17  
Conference Record/Finish..... 18-3/1st  
Starters Returning/Lost..... 7/2  
Pitchers Returning..... 2  
Letterwinners Returning/Lost..... 14/6

#### Sports Information

Contact..... Brad Caudill  
Office Phone..... (765) 285-8242  
Email..... bcaudill2@bsu.edu  
Fax..... N/A  
Website..... BallStateSports.com

### Memphis

» Sunday, Feb. 23 • Noon, CT • Memphis, Tenn.

Game  
9



#### General Information

Location..... Memphis, Tenn.  
Enrollment..... 22,139  
Nickname..... Tigers  
Colors..... Blue & Gray  
Conference..... American Athletic  
President ..... R. Brad Martin  
Athletic Director ..... Tom Bowen

#### Coaching Staff

Head Coach..... Natalie Poole  
Career Record..... 356-372  
Record at School..... 44-73  
Assistant Coaches..... Andy Lott,  
Roya St. Clair

#### Team Information

2013 Record..... 24-36  
Conference Record/Finish..... 8-16/7th  
Starters Returning/Lost..... 7/3  
Pitchers Returning..... 2  
Letterwinners Returning/Lost..... 14/5

#### Sports Information

Contact..... Brandon Kolditz  
Office Phone..... (901) 678-2444  
Email..... wkolditz@memphis.edu  
Fax..... N/A  
Website..... GoTigersGo.com

### Missouri State

» Saturday, Mar. 1 • Noon, CT • Cape Girardeau, Mo.

Game  
10



#### General Information

Location..... Springfield, Mo.  
Enrollment..... 23,838  
Nickname..... Bears  
Colors..... Maroon & White  
Conference..... Missouri Valley  
President ..... Cliff Smart  
Athletic Director ..... Kyle Moats

#### Coaching Staff

Head Coach..... Holly Hesse  
Career Record..... 646-639-2  
Record at School..... Same  
Assistant Coaches..... Beth Perine,  
Courtney Conley

#### Team Information

2013 Record..... 22-30  
Conference Record/Finish..... 13-12/6th  
Starters Returning/Lost..... 6/4  
Pitchers Returning..... 3  
Letterwinners Returning/Lost..... 11/5

#### Sports Information

Contact..... Tim Bohn  
Office Phone..... (417) 836-4867  
Email..... tbohn@missouristate.edu  
Fax..... N/A  
Website..... MissouriStateBears.com





# SOUTHEAST MISSOURI STATE UNIVERSITY

## Kansas City

» Saturday, Mar. 1 • 4 p.m., CT • Cape Girardeau, Mo.

Game  
11



### General Information

Location ..... Kansas City, Mo.  
Enrollment ..... 14,221  
Nickname ..... Kangaroos  
Colors ..... Blue & Gold  
Conference ..... Western Athletic  
Chancellor ..... Leo E. Morton  
Athletic Director ..... Carla Wilson

### Coaching Staff

Head Coach ..... Meredith Smith Neal  
Career Record ..... 137-210  
Record at School ..... Same  
Assistant Coach ..... Natalie Brock

### Team Information

2013 Record ..... 19-27  
Conference Record ..... 6-7  
Starters Returning/Lost ..... 8/5  
Pitchers Returning ..... N/A  
Letterwinners Returning/Lost ..... 8/8

### Sports Information

Contact ..... Kolby Paxton  
Office Phone ..... (816) 235-1053  
Email ..... rkphdc@mail.umkc.edu  
Fax ..... (816) 235-1035  
Website ..... UMKCKangaroos.com

## Saint Louis

» Sunday, Mar. 2 • Noon, CT • Cape Girardeau, Mo.  
» Wednesday, Apr. 23 • 3 p.m., CT (DH) • St. Louis, Mo.

Games  
12, 48, 49



### General Information

Location ..... St. Louis, Mo.  
Enrollment ..... 13,981  
Nickname ..... Billikens  
Colors ..... Royal Blue & White  
Conference ..... Atlantic 10  
Interim President ..... William Kauffman  
Athletic Director ..... Chris May

### Coaching Staff

Head Coach ..... Christy Connoyer  
Career Record ..... 111-110  
Record at School ..... 80-80  
Assistant Coaches ..... Ashley Fleming,  
Stephanie Winter

### Team Information

2013 Record ..... 28-23  
Conference Record/Finish ..... 13-9/5th  
Starters Returning/Lost ..... 4/5  
Pitchers Returning ..... 2  
Letterwinners Returning/Lost ..... 10/5

### Sports Information

Contact ..... Mickey Smith  
Office Phone ..... (314) 977-3463  
Email ..... msmit145@slu.edu  
Fax ..... (314) 977-3178  
Website ..... SLUBillikens.com

## Northern Iowa

» Friday, Mar. 7 • 2 p.m., CT • Cape Girardeau, Mo.

Game  
14



### General Information

Location ..... Cedar Falls, Iowa  
Enrollment ..... 12,273  
Nickname ..... Panthers  
Colors ..... Purple & Old Gold  
Conference ..... Missouri Valley  
President ..... Dr. Bill Ruud  
Athletic Director ..... Troy Dannen

### Coaching Staff

Head Coach ..... Ryan Jacobs  
Career Record ..... 142-26  
Record at School (Yrs.) ..... Same  
Assistant Coaches ..... Julie Gerdes,  
Matt Egger

### Team Information

2013 Record ..... 27-26  
Conference Record ..... 13-8  
Starters Returning/Lost ..... 8/3  
Pitchers Returning ..... N/A  
Letterwinners Returning/Lost ..... 8/10

### Sports Information

Contact ..... Ben Schmitz  
Office Phone ..... (319) 273-3783  
Email ..... schmibao@uni.edu  
Fax ..... (319) 273-3602  
Website ..... UNIPanthers.com

## South Dakota State

» Friday, Mar. 7 • 4 p.m., CT • Cape Girardeau, Mo.  
» Saturday, Mar. 8 • 11:30 a.m. • Cape Girardeau, Mo.

Games  
15, 16



### General Information

Location ..... Brookings, S.D.  
Enrollment ..... 12,554  
Nickname ..... Jackrabbits  
Colors ..... Yellow & Blue  
Conference ..... The Summit League  
President ..... Dr. David L. Chicoine  
Athletic Director ..... Justin Sell

### Coaching Staff

Head Coach ..... Alex Hupp  
Career Record ..... First Year  
Record at School ..... Same  
Assistant Coaches ..... Erin Stanley,  
Leah Nelson

### Team Information

2013 Record ..... 16-30  
Conference Record/Finish ..... 6-17/8th  
Starters Returning/Lost ..... 5/3  
Pitchers Returning ..... 1  
Letterwinners Returning/Lost ..... 11/7

### Sports Information

Contact ..... Ryan Sweeter  
Office Phone ..... (605) 688-4822  
Email ..... ryan.sweeter@sdstate.edu  
Fax ..... N/A  
Website ..... GoJacks.com



## 2014 Opponents

### IUPUI

- » Saturday, Mar. 8 • 3:30 p.m., CT • Cape Girardeau, Mo.
- » Sunday, Mar. 9 • 2 p.m., CT • Cape Girardeau, Mo.

Games  
17, 18



#### General Information

Location.....Indianapolis, Ind.  
Enrollment.....30,448  
Nickname.....Jaguars  
Colors.....Red, Gold & Black  
Conference.....The Summit League  
Chancellor.....Charles R. Bantz  
Athletic Director.....Michael R. Moore

#### Coaching Staff

Head Coach.....Amanda Rivera  
Career Record.....18-31  
Record at School.....Same  
Assistant Coaches.....Adrienne Monka,  
Meghan Lamberth

#### Team Information

2013 Record.....18-31  
Conference Record/Finish.....7-16/7th  
Starters Returning/Lost.....7/2  
Pitchers Returning.....N/A  
Letterwinners Returning/Lost.....16/3

#### Sports Information

Contact.....John Berry  
Office Phone.....(317) 278-3619  
Email.....jmberry@iupui.edu  
Fax.....(317) 274-0609  
Website.....IUPUIJags.com

### Missouri Baptist

- » Wednesday, Mar. 12 • 3 p.m., CT (DH) • Cape Girardeau, Mo.

Games  
19, 20



### Eastern Illinois

- » Saturday, Mar. 15 • 1 p.m., CT (DH) • Charleston, Ill.
- » Sunday, Mar. 16 • 1 p.m., CT • Charleston, Ill.

Games  
21, 22, 23



#### General Information

Location.....Charleston, Ill.  
Enrollment.....10,615  
Nickname.....Panthers  
Colors.....Blue, Gray & White  
Conference.....Ohio Valley  
President.....Dr. William Perry  
Athletic Director.....Barbara Burke

#### Coaching Staff

Head Coach.....Angie Nicholson  
Career Record.....347-264-1  
Record at School.....0-0  
Assistant Coach.....Stephanie Taylor

#### Team Information

2013 Record.....36-14  
Conference Record/Finish.....20-3/1st  
Starters Returning/Lost.....7/2  
Pitchers Returning.....3  
Letterwinners Returning/Lost.....14/3

#### Sports Information

Contact.....Bart Rettberg  
Office Phone.....(217) 581-6408  
Email.....bvrettberg@eiu.edu  
Fax.....(217) 581-6434  
Website.....EIUPanthers.com

### North Dakota State

- » Tuesday, Mar. 18 • 2 p.m., CT • Cape Girardeau, Mo.

Game  
24



#### General Information

Location.....Fargo, N.D.  
Enrollment.....14,629  
Nickname.....Bison  
Colors.....Yellow & Green  
Conference.....The Summit League  
President.....Dr. Dean L. Bresciani  
Athletic Director.....Gene Taylor

#### Coaching Staff

Head Coach.....Darren Mueller  
Career Record.....422-238  
Record at School.....Same  
Assistant Coaches.....Jamie Trachsel,  
Brynne Dordel

#### Team Information

2013 Record.....33-16  
Conference Record/Finish.....17-1/1st  
Starters Returning/Lost.....9/0  
Pitchers Returning.....2  
Letterwinners Returning/Lost.....13/3

#### Sports Information

Contact.....Ryan Anderson  
Office Phone.....(701) 231-5591  
Email.....ryan.k.anderson@ndsu.edu  
Fax.....(701) 231-8022  
Website.....GoBison.com





# SOUTHEAST MISSOURI STATE UNIVERSITY

## Indiana State

» Wednesday, Mar. 19 • 3 p.m., CT (DH) • Terre Haute, Ind.

Games  
25, 26



### General Information

Location ..... Terre Haute, Ind.  
Enrollment ..... 12,448  
Nickname ..... Sycamores  
Colors ..... Royal Blue & White  
Conference ..... Missouri Valley  
President ..... Dr. Daniel J. Bradley  
Athletic Director ..... Ron Prettyman

### Coaching Staff

Head Coach ..... Shane Bouman  
Career Record ..... 204-274  
Record at School ..... 35-68  
Assistant Coaches ..... Amanda Zust,  
Lucas Hileman

### Team Information

2013 Record ..... 16-34  
Conference Record/Finish ..... 5-19/10th  
Starters Returning/Lost ..... 8/2  
Pitchers Returning ..... 1  
Letterwinners Returning/Lost ..... 8/5

### Sports Information

Contact ..... Blaine Kinsey  
Office Phone ..... (812) 237-8972  
Email ..... blaine.kinsey@indstate.edu  
Fax ..... (812) 237-4913  
Website ..... GoSycamores.com

## Evansville

» Thursday, Mar. 20 • 3 p.m., CT (DH) • Evansville, Ind.

Games  
27, 28



### General Information

Location ..... Evansville, Ind.  
Enrollment ..... 2,822  
Nickname ..... Purple Aces  
Colors ..... Purple, White & Orange  
Conference ..... Missouri Valley  
President ..... Dr. Thomas Kazee  
Athletic Director ..... John Stanley

### Coaching Staff

Head Coach ..... Mark Redburn  
Career Record ..... 71-143  
Record at School ..... Same  
Assistant Coach ..... Christine Sheridan

### Team Information

2013 Record ..... 23-30  
Conference Record/Finish ..... 11-12/7th  
Starters Returning/Lost ..... 3/5  
Pitchers Returning ..... 2  
Letterwinners Returning/Lost ..... 10/6

### Sports Information

Contact ..... Jim Leising  
Office Phone ..... (812) 488-2350  
Email ..... jl245@evansville.edu  
Fax ..... N/A  
Website ..... GoPurpleAces.com

## Eastern Kentucky

» Saturday, Mar. 22 • 11 a.m., CT (DH) • Richmond, Ky.

Games  
29, 30



### General Information

Location ..... Richmond, Ky.  
Enrollment ..... 15,968  
Nickname ..... Colonels  
Colors ..... Maroon & White  
Conference ..... Ohio Valley  
President ..... Dr. Michael T. Benson  
Athletic Director ..... Mark Sandy

### Coaching Staff

Head Coach ..... Jane Worthington  
Career Record ..... 571-547  
Record at School ..... Same

### Team Information

2013 Record ..... 36-20  
Conference Record/Finish ..... 19-6/1st East  
Starters Returning/Lost ..... 6/3  
Pitchers Returning ..... 3  
Letterwinners Returning/Lost ..... 13/6

### Sports Information

Contact ..... Michael Clark  
Office Phone ..... (859) 622-6170  
Email ..... michael.clark@eku.edu  
Fax ..... (859) 622-5108  
Website ..... EKUSports.com

## Morehead State

» Sunday, Mar. 23 • 11 a.m., CT (DH) • Morehead, Ky.

Games  
31, 32



### General Information

Location ..... Morehead, Ky.  
Enrollment ..... 11,172  
Nickname ..... Eagles  
Colors ..... Blue & Gold  
Conference ..... Ohio Valley  
President ..... Dr. Wayne D. Andrews  
Athletic Director ..... Brian Hutchinson

### Coaching Staff

Head Coach ..... David Williams  
Career Record ..... 219-191  
Record at School ..... 40-59  
Assistant Coaches ..... Jen Giles,  
Natalie Haithcox

### Team Information

2013 Record ..... 24-25  
Conference Record/Finish ..... 10-14/4th East  
Starters Returning/Lost ..... 3/6  
Pitchers Returning ..... 2  
Letterwinners Returning/Lost ..... N/A

### Sports Information

Contact ..... J.T. Webb  
Office Phone ..... (606) 783-2500  
Email ..... j.webb@moreheadstate.edu  
Fax ..... N/A  
Website ..... MSUEagles.com



## 2014 Opponents

### Austin Peay

- » Saturday, Mar. 29 • 1 p.m., CT (DH) • Cape Girardeau, Mo.  
 » Sunday, Mar. 30 • 1 p.m., CT • Cape Girardeau, Mo.

Games  
**33, 34, 35**



#### General Information

Location.....Clarksville, Tenn.  
 Enrollment.....10,597  
 Nickname.....Lady Gobs  
 Colors.....Red & White  
 Conference.....Ohio Valley  
 President.....Timothy Hall  
 Athletic Director...Derek van der Merwe

#### Coaching Staff

Head Coach.....Stephanie Paris  
 Career Record.....18-26  
 Record at School.....Same  
 Assistant Coaches...Shane Showalter,  
 Denny Boguskie

#### Team Information

2013 Record.....18-26  
 Conference Record/Finish.....9-17/9th  
 Starters Returning.....5  
 Pitchers Returning.....2  
 Letterwinners Returning/Lost.....10/7

#### Sports Information

Contact.....Colby Wilson  
 Office Phone.....(931) 221-7901  
 Email.....wilsonrc@apsu.edu  
 Fax.....(931) 221-7562  
 Website.....LetsGoPeay.com

### Belmont

- » Saturday, Apr. 5 • Noon, CT (DH) • Cape Girardeau, Mo.

Games  
**36, 37**



#### General Information

Location.....Nashville, Tenn.  
 Enrollment.....6,637  
 Nickname.....Bruins  
 Colors.....Navy Blue, Red & White  
 Conference.....Ohio Valley  
 President.....Dr. Robert C. Fisher  
 Athletic Director.....Mike Strickland

#### Coaching Staff

Head Coach.....Chris Kuhlmeier  
 Career Record.....51-151  
 Record at School (Yrs.).....Same  
 Assistant Coaches.....Ashley Taylor,  
 Kacey Frost

#### Team Information

2013 Record.....17-33  
 Conference Record/Finish.....6-19/11th  
 Starters Returning/Lost.....N/A  
 Pitchers Returning.....N/A  
 Letterwinners Returning/Lost.....15/2

#### Sports Information

Contact.....Nick Brown  
 Office Phone.....(616) 460-5990  
 Email..nicholas.brown@pop.belmont.edu  
 Fax.....(615) 460-5584  
 Website.....BelmontBruins.com

### Tennessee State

- » Sunday, Apr. 6 • Noon, CT (DH) • Cape Girardeau, Mo.

Games  
**38, 39**



#### General Information

Location.....Nashville, Tenn.  
 Enrollment.....9,024  
 Nickname.....Tigers  
 Colors.....Royal Blue & White  
 Conference.....Ohio Valley  
 President.....Dr. Glenda Glover  
 Athletic Director.....Teresa L. Phillips

#### Coaching Staff

Head Coach.....Jeff Dabney  
 Career Record.....264-297  
 Record at School (Yrs.).....40-117 (3)  
 Assistant Coach....Samantha Buckner

#### Team Information

2013 Record.....14-35  
 Conference Record/Finish.....5-18/12th  
 Starters Returning/Lost.....4/4  
 Pitchers Returning.....2  
 Letterwinners Returning/Lost.....8/5

#### Sports Information

Contact.....Jose Garcia  
 Office Phone.....(615) 963-5674  
 Email.....jgarcia1@tnstate.edu  
 Fax.....(615) 963-7692  
 Website.....TSUTigers.com

### Southern Illinois

- » Tuesday, Apr. 8 • 5 p.m., CT • Carbondale, Ill.

Game  
**40**



#### General Information

Location.....Carbondale, Ill.  
 Enrollment.....17,964  
 Nickname.....Salukis  
 Colors.....Maroon & White  
 Conference.....Missouri Valley  
 President.....Dr. Glenn Poshard  
 Athletic Director.....Mario Moccia

#### Coaching Staff

Head Coach.....Kerri Blaylock  
 Career Record.....513-253  
 Record at School.....Same  
 Assistant Coaches.....Jen Sewell,  
 Buddy Foster

#### Team Information

2013 Record.....25-27  
 Conference Record/Finish.....13-10/4th  
 Starters Returning/Lost.....7/2  
 Pitchers Returning.....2  
 Letterwinners Returning/Lost.....14/3

#### Sports Information

Contact.....Robin Thuringer  
 Office Phone.....(618) 453-5465  
 Email.....rthuring@siu.edu  
 Fax.....(618) 453-2648  
 Website.....SIUSalukis.com



# SOUTHEAST MISSOURI STATE UNIVERSITY

## SIU Edwardsville

» Saturday, Apr. 12 • 1 p.m., CT (DH) • Edwardsville, Ill.  
» Sunday, Apr. 13 • 1 p.m., CT • Edwardsville, Ill.



### General Information

Location ..... Edwardsville, Ill.  
Enrollment ..... 13,850  
Nickname ..... Cougars  
Colors ..... Red & White  
Conference ..... Ohio Valley  
Chancellor ..... Dr. Julie Furst-Bowe  
Athletic Director ..... Dr. Bradley Hewitt

### Coaching Staff

Head Coach ..... Sandy Montgomery  
Career Record ..... 886-441-2  
Record at School ..... Same  
Assistant Coaches ..... Jessica Jones,  
Alicia Abbott

### Team Information

2013 Record ..... 35-13  
Conference Record/Finish ..... 17-5/2nd West  
Starters Returning/Lost ..... 7/2  
Pitchers Returning ..... N/A  
Letterwinners Returning/Lost ..... 13/5

### Sports Information

Contact ..... Tom Rodgers  
Office Phone ..... (618) 650-3155  
Email ..... trodgers@siue.edu  
Fax ..... N/A  
Website ..... SIUECougars.com

## Jacksonville State

» Friday, Apr. 18 • Noon, CT (DH) • Cape Girardeau, Mo.



### General Information

Location .....  
Enrollment .....  
Nickname .....  
Colors .....  
Conference .....  
President .....  
Athletic Director .....

### Coaching Staff

Head Coach .....  
Career Record .....  
Record at School .....  
Assistant Coaches .....

### Team Information

2013 Record .....  
Conference Record/Finish .....  
Starters Returning/Lost .....  
Pitchers Returning .....  
Letterwinners Returning/Lost .....

### Sports Information

Contact .....  
Office Phone .....  
Email .....  
Fax .....  
Website .....

## Tennessee Tech

» Sunday, Apr. 19 • Noon, CT (DH) • Cape Girardeau, Mo.



### General Information

Location ..... Cookeville, Tenn.  
Enrollment ..... 11,118  
Nickname ..... Golden Eagles  
Colors ..... Purple & Gold  
Conference ..... Ohio Valley  
President ..... Dr. Philip Oldham  
Athletic Director ..... Mark Wilson

### Coaching Staff

Head Coach ..... Bonnie Bynum  
Career Record ..... 22-28  
Record at School ..... Same

### Team Information

2013 Record ..... 22-28  
Conference Record/Finish ..... 11-11/7th  
Starters Returning/Lost ..... 7/3  
Pitchers Returning ..... 3  
Letterwinners Returning/Lost ..... 14/7

### Sports Information

Contact ..... Dylan Vazzano  
Office Phone ..... (931) 372-3293  
Email ..... dvazzano@tntech.edu  
Fax ..... N/A  
Website ..... TTUSports.com

## UT Martin

» Saturday, Apr. 26 • 1 p.m., CT (DH) • Martin, Tenn.

» Sunday, Apr. 27 • 1 p.m., CT • Martin, Tenn.



### General Information

Location ..... Martin, Tenn.  
Enrollment ..... 8,400  
Nickname ..... Skyhawks  
Colors ..... Navy Blue & Orange  
Conference ..... Ohio Valley  
Chancellor ..... Dr. Tom Rakes  
Athletic Director ..... Julio Freire

### Coaching Staff

Head Coach ..... Donley Canary  
Career Record ..... 407-289-1  
Record at School ..... Same  
Assistant Coach ..... Sarah Daws

### Team Information

2013 Record ..... 37-20  
Conference Record/Finish ..... 14-10  
Starters Returning/Lost ..... 7/2  
Pitchers Returning ..... 3  
Letterwinners Returning/Lost ..... 11/8

### Sports Information

Contact ..... Alex Boggis  
Office Phone ..... (731) 881-7694  
Email ..... daboggis@utm.edu  
Fax ..... (731) 881-7624  
Website ..... UTMSports.com



## 2014 Opponents

### Murray State

- » Saturday, May 3 • 1 p.m., CT (DH) • Cape Girardeau, Mo.
- » Sunday, May 4 • 1 p.m., CT • Cape Girardeau, Mo.

Games  
**51, 52, 53**



#### General Information

Location..... Murray, Ky.  
Enrollment..... 10,943  
Nickname..... Racers  
Colors..... Navy & Gold  
Conference..... Ohio Valley  
President..... Dr. Tim Miller  
Athletic Director..... Allen Ward

#### Coaching Staff

Head Coach..... Kara Amundson  
Career Record..... 25-28  
Record at School..... Same  
Assistant Coaches..... Ashley McClain,  
Ashley Gilland

#### Team Information

2013 Record..... 25-28  
Conference Record/Finish..... 14-10/4th  
Starters Returning/Lost..... 6/4  
Pitchers Returning..... N/A  
Letterwinners Returning/Lost..... 12/5

#### Sports Information

Contact..... Parker Griffith  
Office Phone..... (270) 809-3351  
Email..... pgriffith2@murraystate.edu  
Fax..... N/A  
Website..... GoRacers.com

### OVC Tournament

- » Wednesday, May 7-Saturday, May 10 • TBA



### On Campus at No. 1 Seed

Akron			Arkansas State			1991	W	8-0	1997	W	7-1		W	5-4#^		W	9-1*
1986	W	2-1	1984	W	9-1		W	9-1		W	3-1	2004	L	2-5*		W	8-5*
2001	W	6-0#	1985	W	5-0	1992	W	11-4*		W	2-1#^		W	8-0*		L	1-2*
			1986	W	11-0		W	3-0*	1998	W	9-1	2005	W	4-0*	2012	W	7-3
Alabama A&M				W	10-0		W	7-0*		W	6-5		W	5-1*		W	5-4
2007	W	8-0*		W	4-1	1993	L	1-2		W	2-1*		L	2-4*		W	6-2
2008	W	15-0#					L	2-3		W	9-1*	2006	W	4-2			
			Army				W	2-1*		W	8-2*^		W	4-1			
Alcorn State			1987	W	1-0		W	10-6*	1999	W	4-0		W	5-2	2013	L	5-6
2006	W	5-0#		W	7-0	1994	W	5-0*		W	3-0	2007	L	0-9*		L	0-6
			1988	L	1-2		W	6-2*	2000	W	4-3		L	6-7*		L	1-4
American International			1989	L	0-3		W	3-2		W	8-0*		W	9-1*			
1991	W	7-0#					W	6-2		W	1-0*	2008	L	4-5	Ball State		
			Ashland				W	3-0^	2001	W	8-0*		W	9-4	1984	W	3-0
Appalachian State			1987	W	4-0	1995	W	4-1*		W	11-4*		W	12-0		W	9-0
2010	L	2-10#	1988	W	2-0		W	3-0*		L	0-1	2009	W	4-1*	1993	L	1-2#
							W	8-4	2002	W	3-2*		W	6-5*			
Arkansas - Pine Bluff							W	9-1		W	4-1*		W	7-5*		Barry	
2008	W	11-2#	Austin Peay			1996	W	3-0*		L	5-6*	2010	W	12-5	1989	W	2-1
			1989	L	1-5		W	2-0*		W	5-3#^		L	3-4			
				W	4-1		W	9-0	2003	L	1-2		L	2-11			
Arkansas			1980	W	8-0		W	13-0		W	5-0	2011	W	6-3#			
2010	L	2-4		L	1-9		W	13-0									



# SOUTHEAST MISSOURI STATE UNIVERSITY

<b>Belmont</b>			<b>California</b>			W 3-0			1996 W 7-4#			W 5-2*			2012 L 2-3*							
2004	W	4-2#	1997	L	0-1#	1989	L	0-4	1997	W	5-4#		W	3-2*		L	3-5*					
	L	3-6#		L	5-3		L	2-5#		L	0-1											
	L	1-4		1991	L		2-7#!	L		0-1#	W		1-0*	2013		W	4-1*					
	W	6-1			W		3-2#!	L		0-1*	W		1-5*									
2005	W	7-5*	1991	L	2-4#		W	4-1#\$	2000	L	0-1*		W	7-1#^		L	1-10*					
	L	4-5*								L	1-5*											
2007	W	9-0*	<b>Campbell</b>			<b>Central Oklahoma</b>			1982 L 7-8			W 3-0			<b>Eastern Kentucky</b>							
	L	0-4*	1994	W	2-1#	1982	L	1-7	1997	L	7-8	2001	W	3-2#^	1993	W	3-0*					
2008	W	10-8	2009	W	5-4#	1984	L	0-5					L	1-9!	W	L	1-3	W	9-1*			
	L	0-1					<b>Centenary</b>	W								4-0	L	3-5!	W	7-0		
2011	L	0-3																		L	2-10#	<b>Chapman</b>
2012	L	5-6					1991	L	0-1#	L	2-6*!	2002				L	0-1#^	1994	W	2-1*		
	W	14-13*	<b>Central Arkansas</b>	L	4-5*	W		3-2*														
2013	W	3-1					2007	W	11-1#	1992	W	5-3#	1989	L	0-2	2003	W	4-0	1995	W	4-3	
	L	11-12	2008	W	5-3#	<b>Detroit</b>	W	7-6	L								0-1	W	5-2			
	<b>Bethune - Cookman</b>	W	4-0#	L	2-5#														1996	L	1-3#	1994
						<b>Central Iowa</b>	W	4-2	1995								W	3-0#				
<b>Central Methodist</b>	W	3-0	2013	W	10-7#					W	4-2#^	1996	W	3-0*								
						<b>Birmingham Southern</b>	L	1-7#	<b>Cleveland State</b>		L		0-3#	L	1-4*	W	3-1*					
<b>Bloomsburg</b>	L	1-2	2004	W	4-1#					2003		L					1-5*	L	2-4			
						L	3-6	<b>Colgate</b>	W		3-1#		<b>Drake</b>	W	2-1	L			2-4			
1990	L	1-5	1998	W	3-1#					1994		L					0-3#	2005	L	6-7	1997	W
	1991	L		4-9#\$	2004	L	1-4#	1998	L		0-2#	2006	W	3-2*	L	9-1*						
<b>Boston College</b>		L	4-8#	2005		W	4-3#		1999	W	2-1#!		W	1-4*		W	6-0					
	<b>Bowling Green</b>				L	1-4#	<b>East Carolina</b>	L		0-3#	W	11-1*		L	2-4							
L		1-4#	1994	L					0-3#			W	3-1*		L	2-4						
	<b>Bradley</b>			L	1-2#	<b>Eastern Illinois</b>	W	2-0	W	10-5*	L		6-7	W		15-2						
W		9-1#	1995							W		3-2#	W		11-1*	W	9-1*					
	W			5-2*	2000	W	3-0#	L	1-4*	L	2-4	W		9-1*								
W		8-6*	2004			W	4-1#		W		3-1*		L	2-4	W	9-1*						
	L			2-3*	1992	L	0-3#	W		10-5*	L	2-4		W		9-1*						
W		4-2	1995			W	3-2#		W	11-1*		L	2-4		W	9-1*						
	L			2-6	2000	W	3-2^	W		12-2#^	L		2-3	L		0-2*						
L		1-7#	1998			W	10-2*		W	1-5#^		W	7-11		W	9-3*						
	<b>Columbia</b>			L	4-5#	W	12-2#^	W		3-2*	L		7-11	W		9-3*						
<b>Cornell</b>		L	1-4#				W		4-2*	L		0-2*	W		5-2*	W	2-1					
	<b>Creighton</b>			L	3-4#	L		0-4	W		6-0	L		6-7	L		1-2					
L		1-7#	1999				W	2-0#		W	8-3*		L	3-4		L	0-2#^					
	L			1-7#	1999	W	2-0#	W	8-3*		L	3-4		L	0-2#^							
L		1-7#	1999			W	2-0#		W	8-3*		L	3-4		L	0-2#^						
	L			1-7#	1999	W	2-0#	W		8-3*	L		3-4	L		0-2#^						
L		1-7#	1999			W	2-0#		W	8-3*		L	3-4		L	0-2#^						
	L			1-7#	1999	W	2-0#	W		8-3*	L		3-4	L		0-2#^						
L		1-7#	1999			W	2-0#		W	8-3*		L	3-4		L	0-2#^						
	L			1-7#	1999	W	2-0#	W		8-3*	L		3-4	L		0-2#^						
L		1-7#	1999			W	2-0#		W	8-3*		L	3-4		L	0-2#^						
	L			1-7#	1999	W	2-0#	W		8-3*	L		3-4	L		0-2#^						
L		1-7#	1999			W	2-0#		W	8-3*		L	3-4		L	0-2#^						
	L			1-7#	1999	W	2-0#	W		8-3*	L		3-4	L		0-2#^						
L		1-7#	1999			W	2-0#		W	8-3*		L	3-4		L	0-2#^						
	L			1-7#	1999	W	2-0#	W		8-3*	L		3-4	L		0-2#^						
L		1-7#	1999			W	2-0#		W	8-3*		L	3-4		L	0-2#^						
	L			1-7#	1999	W	2-0#	W		8-3*	L		3-4	L		0-2#^						
L		1-7#	1999			W	2-0#		W	8-3*		L	3-4		L	0-2#^						
	L			1-7#	1999	W	2-0#	W		8-3*	L		3-4	L		0-2#^						
L		1-7#	1999			W	2-0#		W	8-3*		L	3-4		L	0-2#^						
	L			1-7#	1999	W	2-0#	W		8-3*	L		3-4	L		0-2#^						
L		1-7#	1999			W	2-0#		W	8-3*		L	3-4		L	0-2#^						
	L			1-7#	1999	W	2-0#	W		8-3*	L		3-4	L		0-2#^						
L		1-7#	1999			W	2-0#		W	8-3*		L	3-4		L	0-2#^						
	L			1-7#	1999	W	2-0#	W		8-3*	L		3-4	L		0-2#^						
L		1-7#	1999			W	2-0#		W	8-3*		L	3-4		L	0-2#^						
	L			1-7#	1999	W	2-0#	W		8-3*	L		3-4	L		0-2#^						
L		1-7#	1999			W	2-0#		W	8-3*		L	3-4		L	0-2#^						
	L			1-7#	1999	W	2-0#	W		8-3*	L		3-4	L		0-2#^						
L		1-7#	1999			W	2-0#		W	8-3*		L	3-4		L	0-2#^						
	L			1-7#	1999	W	2-0#	W		8-3*	L		3-4	L		0-2#^						
L		1-7#	1999			W	2-0#		W	8-3*		L	3-4		L	0-2#^						
	L			1-7#	1999	W	2-0#	W		8-3*	L		3-4	L		0-2#^						
L		1-7#	1999			W	2-0#		W	8-3*		L	3-4		L	0-2#^						
	L			1-7#	1999	W	2-0#	W		8-3*	L		3-4	L		0-2#^						
L		1-7#	1999			W	2-0#		W	8-3*		L	3-4		L	0-2#^						
	L			1-7#	1999	W	2-0#	W		8-3*	L		3-4	L		0-2#^						
L		1-7#	1999			W	2-0#		W	8-3*		L	3-4		L	0-2#^						
	L			1-7#	1999	W	2-0#															

Results vs. Opponents (Since 1982)



## Results vs. Opponents (Since 1982)

2006	W	3-1*	1986	W	4-0	2003	L	0-4	Fordham		1986	Greenville		2012	W	4-0
	W	3-2*		L	0-6		W	5-0#	L	0-4		W	9-6			
	W	3-1		W	1-3		L	1-5#				W	5-4*			
	L	1-15		L	1-3				W	9-4*						
2007	L	1-4	1987	L	1-2	2004	L	2-9*	Furman		1999	Kentucky		2004	L	2-4#
	L	0-3#^		L	2-9*		W	6-1#	W	5-1*						
	L	9-10*		L	2-3											
	W	3-2*		W	4-2*		Gardner-Webb		L	6-9						
2008	W	3-12*	1988	L	0-6	2006	W	10-1*	George Mason		2001	Harvard		1992	W	6-5#
	L	2-6		L	2-3#		W	8-1#	L	3-4#		W	6-5#			
	L	2-10		L	6-7		George Mason					L	1-5*			
	L	2-10*		W	5-3		W	5-0#				W	8-4*			
2009	W	4-3*	1989	W	8-0	2007	L	4-16#	George Mason		1984	Illinois-Chicago		2000	L	1-5*
	W	8-5*		L	2-4*		W	3-0#	W	6-0		W	8-4*			
	W	4-3*		L	2-4*		W	5-0#	1992	L		2-3#	L		1-8#	
	W	6-0		W	6-1		George Washington		1993	L		0-3#				
2010	L	4-5	1990	W	11-2	2012	L	4-5	George Washington		1994	IPFW		2010	W	7-4#
	L	2-7		L	0-8		W	1-0#	L	0-7#		W	4-3*			
	W	5-1*		L	2-9		Georgia College		2001	L		0-6*				
	L	0-8*		W	3-2*		1990	W	9-0	Illinois State						
2011	L	2-9*	1991	W	8-7	1989	L	0-1*	Georgia College		1997	Illinois State		1987	W	3-1
	W	7-5		L	0-1*		W	7-2	W	4-0#		W	5-0			
	L	2-3		Fairfield			Georgia State		2004	L		7-9#	L		0-1	
	L	2-4		W	7-0		W	1-0	L	0-7*		W	18-7*			
2012	W	12-11*	1992	W	7-4	1996	W	5-0#	Georgia State		2007	Indiana		2006	W	9-0*
	L	4-6*		W	12-2#		W	2-1#	L	1-12*		W	15-7*			
	Elmhurst College			W	6-1#		2013	L	4-9*	Indiana		W	5-4*			
	W	6-0		Florida Atlantic			1995	W	8-0#	1997		L	3-7		L	0-5#
2009	W	13-0	1993	W	3-1*	2008	L	6-7	Grambling		2001	Indiana (Pa.)		2008	W	8-0
	Elon			W	14-5*		W	15-8#	W	3-0#		W	12-3			
	L	2-4		Florida Gulf Coast			W	21-3#				W	11-0			
	L	1-8		L	0-5#		W	6-3#	Indiana State			W	11-3			
1986	Emporia State		1994	L	1-2#	Florida Southern		Grand Valley State		1983	Indiana State		2012	L	1-11	
	W	6-0		L	1-3#	L	0-2	W	4-2		W	2-1		L	0-1	
	W	4-0		L	2-6	L	0-3	W	2-0		W	3-2				
	Evansville			L	3-5	L	0-4	W	4-0		W	12-4#				
1985	L	0-5	1996	W	8-3*	1989	L	0-4	Grand Valley State		1989	Indiana State		2002	L	1-3#
	L	1-3		L	0-4		L	3-5	W	6-2*		L	5-6*			
	W	5-4		L	1-4		W	7-4	L	1-3*		L	3-6*			
	W	3-2		L	0-3		W	7-2	W	6-3#		L	5-9*			
1984	L	1-3	1997	W	7-0	1990	L	0-2#	Grand Valley State		1990	Indiana State		2004	L	4-5#^
	W	7-2		W	1-0\$		W	4-2	L	2-4		L	2-7			
	W	3-2		W	3-1\$				W	6-2#		L	0-5			
	L	2-3							W	10-8*		L	0-4			
1985	W	2-1	1998	L	4-5*	1999	L	4-7	Grand Valley State		2011	Indiana State		2005	L	0-4
	W	2-1		L	4-7		W	4-2*	W	4-2*		L	0-4			



# SOUTHEAST MISSOURI STATE UNIVERSITY

2006	L	4-6^	Lake Superior State			1989	W	3-0	1995	W	3-1#	L	0-1*	Mississippi for Women			
	L	3-5*	1985	W	5-1		W	6-2	1996	W	9-2#	1996	W	4-3	1986	W	4-3
	L	2-3*	1990	W	3-2							W	6-2	1987	W	4-0	
2007	L	3-10*		W	5-3	Lipscomb			Manhattan			W	10-2*	1988	W	8-0	
	L	4-9				2003	W	6-0	1998	W	13-2#	W	8-3*	1989	W	4-0	
	L	3-6	Lamar State				L	5-6				W	3-1^	1990	L	0-1	
2008	L	3-11	1985	L	2-3		W	17-8*	Marshall			1997	W	10-3*			
	L	3-6*		W	6-0	2005	L	3-7*	2003	L	2-5#	W	3-2*	Mississippi State			
	L	0-7*					L	4-5*		W	5-4#	W	3-0	1984	W	2-0	
2009	L	4-8*	LaSalle			2006	L	2-3*				W	5-2	1985	L	0-2	
	L	0-9	1993	W	13-4#				McKendree			1998	W	5-0*		L	5-9
	L	1-12				Lock Haven			1987	W	5-2	W	4-1*	2006	L	2-5	
2011	L	1-11	UL Monroe			1988	W	1-0	1989	L	0-1	1999	W	2-1		L	0-3
	L	5-8	2008	L	1-2	1991	L	4-6#		W	5-3	W	4-1	2013	L	4-8#	
	W	7-6	2009	W	4-1				McNeese State			2000	W	4-2	Mississippi Valley		
	L	8-13		W	4-3	Longwood			2010	L	2-6#	L	1-2	2013	W	3-2#	
	L	0-4#^	2010	L	6-9	2008	L	1-12#				W	1-0				
	W	3-2#^	2011	L	3-11		W	2-0#	Memphis			L	1-3^	Missouri			
2012	L	5-9#^		L	1-6	Louisiana Lafayette			2006	W	2-1	L	1-3^	1989	L	0-2	
	L	8-9*	2012	W	8-4	1994	L	1-2#		L	2-3	2001	L	W	4-1		
	W	3-1*	2013	L	1-5	1995	L	1-6#	2007	L	1-2	L	0-4*	1992	L	1-6	
2013	L	1-2*								W	4-3*	2003	L	L	1-3		
	L	2-4	Lewis University			Louisiana Tech				L	1-10*	L	0-10#	L	7-10#		
	L	5-13	1986	W	4-1	1994	L	1-3#	2008	L	1-3	L	0-5#	L	6-8#		
1999	Kansas			W	4-0	2010	L	3-5#	2012	L	0-1	2006	W	12-3	1993	W	8-5#
	L	0-7#	1988	W	3-0	2011	W	5-4#	2013	L	1-2#	W	11-0	L	2-3#		
	L	1-5#!	1989	L	1-2							L	2-3	1994	L	0-2	
	L	1-3#!		L	0-1	Louisville						2008	W	W	6-5		
			1990	W	7-0	2000	W	4-3#	2001	W	2-1#	L	3-5*	1995	L	0-12#	
	Kent State					2001	L	2-7#	Miami (Ohio)			2011	L	L	1-2#		
2001	L	0-2#	Liberty						2012	L	2-6#	W	3-2	1996	L	2-4#	
	Kentucky		1998	W	8-0	Loyola - Chicago						W	8-2*	L	1-4#		
						1993	L	2-4#	Middle Tennessee			W	10-3*	1997	L	7-10	
	1998	W	9-6#	Lincoln University (Mo.)			1994	W	7-0#	1993	L	1-3*		L	0-4		
2001	W	1-0		W	4-1	1995	W	9-8#		W	2-1*	Mississippi	2001	L	2-8		
Kentucky Wesleyan			1983	W	6-3		L	1-6#	1994	W	3-2		L	0-8*	W	4-0	
	1984	W	7-0	1984	W	17-1		W	6-1		W		4-2	W	5-0#		
	1985	W	3-0	1985	W	8-0	2001	L	2-6*		L	0-8	L	3-4*			
	W	1-0	1986	W	18-0		L	3-8*		L	1-2*	L	0-8	L	1-5*		
	W	12-6	1987	W	4-0					W	0-2*	2002	L	3-5*	2002	L	2-10
	L	1-3		L	1-2				1995	L	1-2	L	1-4*	L	0-12		
			1988	W	5-2	1992	L	0-2#		W	3-0	2007	W	7-3	2003	L	0-9*
				W	9-0	1993	W	3-2#		W	3-2#	L	2-12	L	0-9*		
						1994	L	1-3#		W	3-0*	2011	L	2-4	2005	L	0-8#
														L	2-6#		

Results vs. Opponents (Since 1982)



## Results vs. Opponents (Since 1982)

2006	L	1-7#	2013	L	1-2*	1996	W	6-0*	L	5-7*	Northern Illinois		L	2-6			
2009	L	0-8#		W	3-2*		W	8-0*	2011	W	14-7	1998	L	3-10#			
2010	L	0-13					W	8-1		W	4-3		W	5-2			
2011	L	0-5#	Missouri S&T				L	1-4	2012	L	1-3*		W	3-2#			
2012	L	0-9#	1982	W	7-2	1997	W	11-0		W	11-10*	Northern Iowa		W	10-0!		
			1984	W	11-0		W	6-0		W	9-5*	1993	L	3-4#			
Missouri Baptist			1985	W	2-1		W	10-1*	2013	L	6-7*	1994	W	7-2#	Northwestern		
1985	W	10-1	1986	W	8-1		W	8-0*		W	5-4*	1995	W	5-1#	1998	L	2-6*
	W	6-2		W	6-2	1998	W	6-0	Murray State			1997	W	1-0#		W	3-1
				W	4-2		W	6-2	2010	L	1-9	1998	W	6-5*	Northwestern State		
Missouri Southern			1987	W	8-5	1999	W	1-0*		W	9-6		W	3-1#	(La.)		
1989	L	0-1		W	3-0		W	3-0*		L	4-9	1999	L	2-3*	2006	W	12-7#
1990	W	6-0	1988	W	8-1	2000	W	5-0		L	4-9		L	1-3#	2011	L	1-2#
	L	3-4		L	3-4		L	1-6	2011	W	11-4*	2000	W	4-1*		L	2-10#
1991	L	0-1*		L	0-1		W	2-0		W	10-9*		L	8-9#	2012	W	3-1#
	W	4-0*	1989	W	3-2		W	4-3#^		L	7-9*	2006	W	9-3*	2013	L	0-8#
	W	3-1#!		W	4-0	2001	W	4-2*	2012	L	7-10		W	5-4*	Oklahoma Baptist		
				W	1-0		W	9-3*		L	1-3	2012	L	1-2*	1982	L	2-4
Missouri State			1990	L	2-10		W	6-4*	2013	L	7-8	Northern Kentucky			L	6-8	
1982	L	0-7		W	2-1	2002	W	9-3		W	9-3	1988	W	9-0			
	L	0-10		L	3-4		W	7-5					W	1-0	Olivette		
1992	W	7-4*	1991	W	4-2*		L	0-3	Nebraska			1989	L	2-8	1987	W	8-0
	L	4-7*		W	1-0#	2003	W	7-4*		L	1-10#	1990	W	6-2	Oregon		
1993	L	1-2		W	4-3#!		W	6-3*	1999	L	1-10#		L	0-4	1999	L	2-9#
	L	1-8	Missouri Western				L	4-7*	2000	L	2-7#	Northwest Missouri			Pittsburgh		
1994	L	0-3*				2004	L	3-4	Nebraska-Omaha			State			Pittsburg State		
	L	0-2*	1990	W	3-1		W	3-1	1989	W	8-1	1982	L	2-7	1982	L	3-11
1997	L	4-8	1991	W	6-2		W	4-1					L	4-5		L	1-10
	L	0-1	Morehead State				L	5-8	Nebraska Wesleyan				L	0-4	1985	W	5-1
2000	L	2-3*					W	7-2	1982	L	1-7		L	2-3	1990	W	14-1
	W	4-3#	1992	W	7-5*		W	3-1	Nicholls State				W	5-1		W	4-0
	L	1-3#	1993	W	8-0*	2006	W	8-0*					L	2-6	1991	L	0-1*
2001	L	1-10*		W	6-5*		W	9-1*	1982	L	0-10	1984	L	8-9		W	3-1*
2003	L	1-8*		W	4-3		W	4-0*	1995	L	0-10#		W	4-2	1999	W	9-1#
	L	0-8		W	8-4	2007	L	1-8	2013	L	7-8#		L	2-6			
2004	L	3-5*		W	2-1#		W	7-4	North Carolina A&T			1985	W	3-2			
2005	L	5-7#		W	6-0#		W	4-1					W	4-1			
2006	L	1-2	1994	W	3-2*	2008	L	0-2#	1992	W	10-0#		W	4-1			
2007	L	4-10#		W	9-1*		W	5-1*	2009	W	8-7	1986	W	2-0			
2008	W	3-1*		W	11-5		L	0-6*		W	6-0		L	1-5	Portland State		
2009	L	4-1		L	7-8		W	2-1*					W	2-0	1991	L	2-3#\$
2010	L	3-7#		W	12-0#^	2009	W	1-0	Northern Colorado			1987	W	7-0		W	
2011	L	2-3#	1995	W	10-1		W	7-4	2005	W	5-1#		L	0-1	1999	W	
2012	L	1-4#		W	3-0		L	1-2					W	3-1			
	L	4-5#		W	4-3*		W	1-0#^				1987-88	L	2-5			
				W	11-0*	2010	L	2-9*									



# SOUTHEAST MISSOURI STATE UNIVERSITY

Providence			St. Cloud State			W	10-0*	Sam Houston			L	1-2	W	4-0			
1996	W	2-1#	1990	L	0-4	1996	W	8-0	1985	L	3-7	L	1-2	W	4-1		
							W	6-0		L	1-6	L	0-2	L	0-4		
	Ohio		Saint Joseph's			1997	W	7-4#	1986	L	0-1	1987	W	3-0	1985	L	1-6
1999	L	0-2#	1989	W	2-0		W	9-0*		L	1-6		W	4-3		L	1-6
							W	7-0*		L	0-3		W	3-1		L	0-1
	Quincy		Saint Louis			1998	W	5-2					L	3-4		L	0-5
1987	L	0-1	1982	W	2-1		W	12-1	Samford			1988	W	5-0	1986	L	4-5
1988	W	3-2		L	0-8		W	10-1#	1995	L	2-6#		L	1-2		L	1-2
1989	W	11-6		L	4-5	1999	W	6-2*	2004	L	0-2		L	1-3		W	1-0
	W	3-2		W	2-1		W	11-0*		L	0-2	1989	L	0-2		L	0-3
	W	9-2	1983	W	7-0		W	5-0#		L	2-3		L	2-4	1987	L	0-1
1990	W	7-1		W	3-0	2000	W	10-3	2005	W	7-0*		W	7-6	1988	W	3-1
1991	W	7-0*	1984	W	8-2		W	5-3		W	2-1*	1990	L	1-2		L	0-7
				W	4-0	2001	L	1-2*		L	3-4*	1991	L	2-4*	1989	W	1-0
	Quinnipiac		1985	W	4-0		W	11-3*		W	6-5#^		W	4-1		W	3-0
1991	W	7-2#		W	10-0	2003	L	2-4*	2006	L	0-1		L	0-4	1990	L	0-4
				W	11-1	2004	L	1-2		L	1-2	2009	L	1-6*		L	2-4
	Radford			W	5-2		L	4-6		L	1-2		L	3-12*	1991	W	7-1*
1994	W	7-3#	1986	W	10-2	2005	W	8-3*	2007	W	3-1*	2010	W	7-6#		L	0-3*
				W	8-5		L	3-7		L	2-10*		L	5-6#	1992	L	3-5
	Rider		1987	W	2-0	2006	W	8-4#		W	9-1*		L	2-3		W	5-4*
2004	L	1-2#		W	4-0		L	0-3	2008	W	4-3		W	3-2		W	6-5*
				L	2-3		W	9-0		L	0-8	2011	W	11-4		L	3-4
				W	10-6	2007	W	4-3*		L	1-7		W	8-6		L	0-5
	Robert Morris		1988	W	5-0		W	6-4*	2013	L	1-2#		L	1-11	1993	L	3-4*
1992	W	8-0#		W	2-1	2008	W	7-3*					W	4-3#^		L	5-7*
	W	3-2#	1989	W	7-0		W	6-0	San Jose State			2012	W	4-1*	1994	L	3-6
				W	6-2		W	2-1	1999	L	4-5#		W	9-8*		L	5-10
	Sacramento State		1990	W	3-2	2009	W	1-0#				2013	L	1-11*	1995	L	2-3
1999	L	0-1		W	10-0		W	9-5*	Siena				L	0-13*		L	3-11
	L	1-6	1992	W	14-0		W	5-4*	2003	W	8-1*		L	1-9*		L	4-9
	W	2-1		W	7-0	2010	L	2-10#							1996	L	0-3*
2000	L	2-11#		W	1-0#		L	1-9	SIU Edwardsville			South Alabama				W	8-1*
	L	2-6#		W	2-1#		W	6-3	1982	L	1-4	2011	L	3-8#	1997	L	0-8#
				W	1-0*	2011	L	3-8		L	4-1					W	5-3
	Sacred Heart			W	7-6*		W	5-1*	1983	W	4-3	Southern Illinois				L	2-4
1987	L	0-2	1993	L	2-3		L	2-3*		L	1-6	1982	W	1-0		L	1-3
1991	W	2-0#		W	9-2	2012	L	4-5#		W	4-2		L	3-4		L	2-9
2005	W	9-0#		L	2-8*		L	0-1		L	0-1		L	5-7	1998	L	0-3
				W	3-0*		W	6-1		L	0-4		W	3-2		L	3-4*
	Saginaw Valley		1994	W	6-0*	2013	L	1-5*	1984	W	3-2		L	4-5		T	3-3*
1985	W	1-0		W	9-2*					W	2-0	1983	L	0-10		W	3-2
				W	9-0	Saint Peter's			1985	W	5-4		L	0-5	1999	W	5-4
				W	9-4	2005	W	4-0#		L	1-4		W	5-3		L	4-7
			1995	W	14-1*					W	2-1	1984	L	3-4		L	1-9

*Results vs. Opponents (Since 1982)*



## Results vs. Opponents (Since 1982)

2000	L	0-8*	Southwest Baptist			W	8-0*	W	10-0	2002	L	2-3*	Texas A&M-Corpus			
	L	1-8*	1987	W	4-2	W	8-0#^	2012	W	2-0*	W	2-0*	Christi			
	L	0-1#		W	8-1	1997	W	11-1*	W	12-4*	L	0-7*	2000	W	17-14#	
2001	L	0-5	1988	L	4-5	W	2-0*	W	6-2*	2003	W	4-2	Toledo			
	W	4-0		L	2-3	1998	W	8-0*	2013	W	4-0	L	3-4	2003	L	2-4#
	L	0-11*		L	0-3	W	11-0*	Tennessee Tech			L	3-7				
2002	L	1-7	1989	W	5-0	1999	L	0-3		L	0-4^	L	0-4	Towson		
	L	0-1	1990	L	0-1	W	6-2	1992	L	0-1	2004	L	0-7	2008	L	4-5#
	L	1-3*		L	1-8	2000	W	8-0	W	3-1	L	1-3				
2003	L	3-9*		L	1-4	W	11-3*	W	4-3*	W	3-1	Troy State				
	L	1-5*				W	12-0*	W	7-4*	W	3-0#^	1996	L	0-3!		
2004	L	1-3				2001	W	12-3	1993	L	1-7	L	0-1!			
	L	0-3	1991	L	4-5*	W	7-4*	W	1-0	W	1-5*					
2005	L	0-1*		W	3-1	W	9-1*	W	2-1*	W	2-3*	Truman State				
	L	1-4*		W	10-5*	W	7-4*	W	9-4*	2006	L	0-1	1982	L	1-4	
2006	L	0-4	Stephen F. Austin			W	9-1*	W	4-1#	L	1-9	1983	L	3-4		
	L	4-8	1986	L	0-1	W	1-0#^	1994	L	3-4	L	1-2	1984	W	3-2	
2009	L	1-2		W	3-1	2002	L	6-7	L	1-2	L	0-8^		W	4-0	
	L	0-6		L	0-2	W	15-7	W	5-2#	W	9-5*	L	5-6			
2011	L	0-10*				W	9-3*	L	0-2*	L	0-7*	1985	W	1-0		
2012	L	6-7	Syracuse			2003	W	4-3*	L	3-5*	L	3-8*	L	0-1		
2013	W	14-7*	2000	L	1-3#	W	4-0*	1995	W	4-1#	2008	W	4-0	L	1-2	
Southern Indiana						L	4-10*	W	3-2*	W	1-5	1986	L	0-1		
						2004	W	9-1*	W	11-5*	L	2-3	W	3-2		
1984	W	4-1	Tarkio College			W	8-0*		L	1-3	2009	L	0-13*	L	1-2	
	W	4-1	1986	W	1-0	W	3-0*		W	3-1	W	3-2*	1987	W	6-0	
1985	W	4-0		W	3-0	2005	W	9-1	L	2-8#^	L	1-6*	L	2-3		
	W	5-2	Temple			W	14-0	1996	W	2-0*	W	7-1#^	1988	L	0-2	
1986	W	10-0	1992	L	0-3#	L	1-3		L	3-4#^	2010	L	0-4	L	0-1	
	W	8-0		W	3-2#	2006	W	6-4*	W	5-1#^	L	1-2	1989	W	7-5	
	W	13-1	1993	W	7-2#	W	1-0*	1997	L	1-2	W	2-0	1991	W	5-4#!	
1987	W	11-0	1994	W	4-1#	W	15-2*	W	7-1	W	6-3*	UMKC				
	W	10-0	1995	W	6-3#	L	3-4	W	3-0*	W	4-1*	L	1-4*	2005	W	5-2*
	W	3-1	Tennessee State			W	1-0	W	2-0#^	2012	W	6-2	2006	W	4-0#	
1988	W	4-0	1994	W	11-0	L	2-3*	1998	W	2-0*	L	1-6	2007	L	0-6#	
	W	11-2		W	12-1	W	5-2*	W	3-2*	W	8-2#^	L	2-3	2009	W	10-3#
1990	L	0-3		W	18-0*	2009	W	9-1	W	5-2#^	W	0-4	2010	W	6-4#	
	W	4-1		W	9-1*	W	4-3	1999	W	5-2#^	L			L	1-7#	
	W	3-1		W	9-1*	W	8-7	2000	W	3-2*	Texas A&M			2012	L	2-5#
	W	10-3*	1995	W	7-1	W	8-7		W	6-0*	1992	L	3-10#	UMSL		
	W	5-4*		W	16-1	2010	W	9-0*	L	2-5*			1982	W	3-2	
	W	8-1*		W	10-0*	L	4-6*	2001	W	2-1#^				W	1-0	
				W	10-2*	W	7-5*		L	4-5				W	4-2	
			1996	W	7-1*	W	5-3		L	1-5						
				W	15-0*	W	6-5		W	5-2						



## Results vs. Opponents (Since 1982)





OHIO VALLEY CONFERENCE







# SOUTHEAST MISSOURI STATE UNIVERSITY

Now in its 66th year, the Ohio Valley Conference continues to build on the success that has made it the nation's eighth-oldest NCAA Division I conference.

In May 2011 the Conference expanded for the second time in four years, adding Belmont University which began competition in the 2012-13 academic year. The addition of Belmont gave the OVC 12 members, the most the league has had at one time in its illustrious history. The move added a second team in the city of Nashville and was the first addition to the league since Southern Illinois University Edwardsville joined in 2008. Subsequently, the league has shown its stability over the past decade, seeing only one member institution depart over the past 13 years.

The 2009-10 school year saw a change in leadership as Beth DeBauche was named the seventh full-time Commissioner in league history on July 28, 2009. She is currently one of just six females to be the head of a Division I conference, and one of just nine to lead a Division I conference all-time. The last three commissioners of the OVC have moved onto jobs as the commissioner of the Big Ten, Big 12 and the Mid-American Conferences.

The OVC's proud history dates back to 1948, but seeds for the new league were actually planted in 1941. It was then that Roy Stewart, the athletics director at Murray State, Charles "Turkey" Hughes, the athletics director at Eastern Kentucky, and Kelly Thompson, the public relations director at Western Kentucky, first broached the idea of forming a new conference. Discussions were put on hold by World War II, but reemerged Feb. 27-28, 1948 at the Kentucky Hotel in Louisville as the three original institutions combined with Morehead State, Louisville and Evansville to form the OVC.

In the 1950s, the OVC became a pioneer on a much more significant scale socially. During times of racial segregation, league member Morehead State became one of the first non-traditionally black mid-southern institutions to accept a black student. In 1958 Marshall Banks earned athletically-related aid at Morehead, which signed a second black athlete, Howard Murphy, a year later. In 1961 Murphy earned all-conference recognition as a halfback in

football. With racial barriers broken, the rest of the institutions in the league began to provide educational and athletic opportunities to African-Americans.

After Title IX legislation passed in 1972, women's athletics began a rebirth on the national scene as the NCAA began sponsoring and marketing women's sports. Recognizing the need to provide increased opportunities for female athletes, the OVC began formulating plans for women's athletics in 1975 and established women's championships in the sports of basketball, tennis and track in 1977, with cross country and volleyball added over the next four years. Those sports were initially governed by the Association of Intercollegiate Athletics for Women (AIAW), but the overall strength of women's programs in the league was demonstrated by the automatic bids the OVC instantly received when the NCAA became the governing body in 1982. The conference added women's golf and softball in 1994 and women's soccer in 1998.

Through the past 65 years, 15 teams have won or shared the league's football title. The list is led by Eastern Kentucky, winner of 21 outright or shared football crowns (including sharing the title in 2011), which is tied for the most in Football Championship Subdivision history (with Massachusetts). Among OVC teams, former member Middle Tennessee is next with 11 titles, followed by Tennessee Tech with 10, and Murray State and former member Western Kentucky with eight apiece. Eastern Illinois has claimed six football crowns and Jacksonville State has three, while Morehead State, Tennessee State and former members Evansville and East Tennessee State have captured two apiece. Austin Peay, Southeast Missouri, UT Martin and former member Youngstown State have one title apiece.

Murray State and Evansville tied for the initial football championship, and the Racers participated in the first-ever bowl game by an OVC team, tying Sul Ross State 21-21 in the 1948 Tangerine Bowl. From 1948 to 1975, OVC teams played in 15 bowl games, winning eight of them. Eastern Kentucky and Western Kentucky were also participants in the NCAA Division II playoffs in the early and mid-1970s

prior to the NCAA's reclassification of football programs into Division I-AA. The term "I-AA" lasted until the end of the 2006 season when it was changed to Division I Football Championship Subdivision (FCS).

The first Division I-AA/FCS football playoff was held in 1978 with only four teams, which is the only year through present day that the OVC did not field a playoff representative. In 1979, four of the nation's top teams were invited to the playoffs, and two of them - Eastern Kentucky and Murray State - were from the OVC. Murray dropped its semifinal game to Lehigh, but the Colonels nipped Nevada-Reno in double overtime and claimed the national championship a week later with a 30-7 victory over Lehigh. EKU was coached by former All-America quarterback Roy Kidd, who was in his 16th year at the helm of his alma mater and who skippered the Colonels to a second national title three years later. Following the 2002 season, Kidd retired after 39 years at EKU; upon retirement, he ranked sixth all-time among Division I coaches with 315 victories, earning him a spot in the College Football Hall of Fame. EKU's 20 FCS playoff appearances are the second for the most all-time (behind only Montana and tied with Appalachian State).

In addition to Kidd, other coaching legends in the OVC include Charles "Bubber" Murphy, who coached at Middle Tennessee from 1947-1968, Western Kentucky's Jimmy Feix (1968-83), Wilburn Tucker (1954-67) and Don Wade (1968-82) of Tennessee Tech, Bill Ferguson (1967-77) of Murray State, Guy Penny (1959-67) of Morehead State and Boots Donnelly (1977-78 at Austin Peay; 1979-1998 at Middle Tennessee). Following the 2011 season Eastern Illinois head coach Bob Spoo retired after 25 years at the school (the last 16 as members of the OVC). In his time as an OVC coach he compiled 92 total victories (fifth-most in league history) and 68 OVC wins (fourth-most in league history) and was inducted into the OVC Hall of Fame in 2012.

A sampling of former OVC football stars, some of whom were All-Americans during their collegiate careers before achieving stardom at the professional ranks, include Jim



Youngblood and Larry Schreiber (Tennessee Tech), Phil Simms (Morehead State), Virgil Livers and Dale Lindsey (Western Kentucky), Myron Guyton and Chad Bratzke (Eastern Kentucky), Cortland Finnegan (Samford) and Tony Romo (Eastern Illinois). In 2008, former Tennessee State standout Dominique Rodgers-Cromartie became just the fourth NFL First Round draft pick in OVC history when he was selected 16th overall by the Arizona Cardinals. He would break into the starting lineup halfway through his rookie season and started at cornerback for the Cardinals in Super Bowl XLIII. The OVC has had at least one former player named a NFL Pro Bowl selection in four of the past seven seasons.

The 2007 season marked a return to scholarship football and the OVC for the Austin Peay Governors. Following the 1996 season the Governors dropped scholarship football and competed as both an independent (1997-00, 2006) and as a member of the Pioneer Football League (2001-05).

The 2007 season also brought new vernacular to the Ohio Valley Conference and the division formerly known as I-AA. Beginning with the 2006 National Championship game the term I-AA was changed to NCAA Football Championship Subdivision (FCS) in a decision by the Division I Board of Directors. The new label was chosen to communicate in a positive and clear manner the unique differences between Division I football categories (chiefly, the post-season opportunity) while still defining them within the Division I experience. The FCS includes programs that compete in an effort to participate in the NCAA championship postseason structure (one of 89 NCAA national championships) as opposed to the Football Bowl Subdivision (FBS) which competes in an effort to participate in the post-season bowl system (the 35 NCAA-licensed events which includes the Bowl Championship Series).

In 2010 Southeast Missouri State, picked to finish seventh in the preseason poll, compiled a 7-1 Conference record on the way to its first OVC Championship since joining the league in 1991. Overall the Redhawks were 9-2 during the regular season and earned a berth in the

FCS Playoffs, its first playoff berth at any level in the program's 104-year history. Southeast would lose to eventual national champion Eastern Washington in the second round of the playoffs. Head coach Tony Samuel capped the year by winning the Sports Network's Eddie Robinson Award, given to the National Coach of the Year. Samuel was the second OVC coach to win the award (joining Murray State's Houston Nutt who won the award in 1995).

For only the second time in league history in 2011, three teams shared the OVC football championship, as Eastern Kentucky, Jacksonville State and Tennessee Tech finished with 6-2 records. The only other time in league history more than two champions were crowned at the end of the year was 1962 (when four teams shared the crown).

In 2012 Eastern Illinois became just the fourth football team in OVC history to go from worst-to-first in winning the OVC Championship. The Panthers were led by head coach Dino Babers who became just the fourth first-year head coach to win an OVC Championship (joining Boots Donnelly in 1977, Jason Simpson in 2006 and Dean Hood in 2008). During the year Eastern Illinois junior wide receiver Erik Lora shattered the FCS single-season receptions record, hauling in 136 passes in 12 games; that mark was 13 more than the previous NCAA record and 44 more than the previous OVC mark.

Football wasn't the only sport in which the OVC was quickly gaining respect. In 1955, the OVC became only the second six-member league nationally to earn an automatic bid to the prestigious NCAA Men's Basketball Tournament, which, at that time, was limited to only 24 participants. The Conference quickly proved worthy of that bid, as Morehead State defeated Marshall (107-92) and Wayne State (95-84) in the 1956 tournament.

Fifteen years later, former OVC member Western Kentucky became the first and only Conference team to reach the Final Four. The Hilltoppers defeated Jacksonville, Kentucky and Ohio State before losing to Villanova in double overtime in the national semifinals. WKU went on to finish in third place after beating Kansas 77-75 in the consolation game.

Since that time, the OVC has recorded some of the biggest upsets in the history of the NCAA Tournament. Perhaps the most famous moment came in 1987, when Austin Peay came from fourth place in the regular season to win the OVC Tournament and earn the league's automatic bid. The Governors drew powerful Illinois, and were such big underdogs, that ESPN broadcaster Dick Vitale promised to stand on his head if APSU won the game. After a 68-67 victory over the Illini, and a narrow 90-87 overtime loss to eventual Final Four participant Providence in the second round, Vitale made good on his promise in a visit to Clarksville two months later.

Murray State added to the OVC's string of upsets in 1988 when it knocked off 14th-ranked North Carolina State, 78-75. The Racers' M&M Boys - Jeff Martin and Don Mann - combined for 39 points in the win. MSU nearly went on to the Sweet 16 that year, losing to eventual national champion Kansas, 61-58. A bank shot by Mann that would've given the Racers a one-point lead rolled off the rim with three seconds left. In 1990 as a No. 16 seed, Murray State took No. 1 seed Michigan State into overtime before falling 75-71; that game still marks the closest a No. 16 seed has come to knocking off a No. 1 in men's tournament action. More recently, Murray State has dominated the OVC Tournament, reaching the championship game every year in the 1990's. The Racers' 15 OVC Tournament Championships are the most among all OVC schools.

After former member Middle Tennessee State won a first round game in 1989, the league had a drought as no other OVC team won a NCAA Tournament game for the next 19 years. But Morehead State, coming off a thrilling double overtime OVC Tournament victory over Austin Peay, topped Alabama State 58-43 in the Opening Round game at University of Dayton Arena in Dayton, Ohio. The game was played in front of an Opening Round record crowd of 11,346; that crowd included many MSU fans who made the three-hour drive from Morehead for the game.

In 2009-10, Murray State made OVC history by winning a record 31 games (31-5)



# SOUTHEAST MISSOURI STATE UNIVERSITY

on its way to the league's regular season and tournament championships. In the first round of the NCAA Tournament, the No. 13 seed Racers topped Vanderbilt in thrilling fashion when senior Danero Thomas hit a jumper as time expired to lift MSU to a 66-65 victory. It marked the first OVC team to advance to the second round of the NCAA Tournament since 1989, and snapped a skid of 71-straight losses to Southeastern Conference foes (dating back to 2000-01). In the second round the Racers pushed eventual national runner-up Butler to the brink before losing 54-52.

In 2010-11 Morehead State would make it three NCAA Tournament wins in as many years for the league and got a bit of revenge for the 2009 tournament loss to Louisville in the process. After finishing second in the regular season and winning the OVC Tournament Championship, the No. 13 seeded Eagles were shipped to Denver to play the in-state foe Cardinals. MSU jumped out to a 15-2 advantage but were down four points (61-57) with just over a minute to play in regulation. After two free throws from two-time OVC Player of the Year Kenneth Faried, the Eagles held for one final shot attempt and senior Demonte Harper pulled up off a cross-over dribble to nail a 3-pointer with 4.3 seconds left that gave Morehead State a 62-61 lead. UofL had one last attempt but Faried blocked the Cardinals last shot, giving MSU the win, its first over Louisville since the 1956-57 season.

In 2011-12 Murray State put together one of the greatest seasons in OVC history, beginning the year 23-0 (an all-time OVC best) and being ranked as high as No. 7 in the coaches poll on Feb. 6. The squad was the first OVC team to be nationally-ranked since Murray State was ranked in 1997-98; in addition the top 10 ranking was the first for an OVC team since the 1970-71 campaign (WKU). The Racers would top nationally-ranked Memphis and Saint Mary's during the season and win the league's regular season and tournament championships. MSU earned a No. 6 seed in NCAA Tournament, the highest-ever seed for an OVC team since the NCAA began seeding the field in 1979. The Racers would top Colorado State 58-41 in the second round before falling to Marquette in the third round. Murray State

would win 31 games overall, tying the OVC all-time record the Racers set in 2009-10.

After the Murray State win in 2011-12, the league had won NCAA Tournament games in four-straight seasons, something that had never happened in league history (three-game winning streaks from 1960-62 and 1987-89 had been the previous best streaks). Over that time period (2009-12) the OVC was one of just nine conferences nationally to win a NCAA Tournament game in each season and one of only three non-BCS leagues (joining the Atlantic 10 and WCC) to do so.

During the 2010-11 year Faried, the nation's leading rebounder during the season, became the NCAA's Modern Era (since 1973) career rebounding leader, totaling 1,673 rebounds which passed Tim Duncan for the record (he is 11th all-time in NCAA history). Faried also finished his career with 86 double-doubles, second all-time to only Duncan. He is one of only six players in NCAA history to finish with 2,000-plus career points (2,009) and 1,600-plus career rebounds. Faried was drafted 22nd overall by the Denver Nuggets in the 2011 NBA Draft, becoming the first OVC player selected in the first round since Tennessee State's Carlos Rogers 1994.

Through its 65 years, 13 teams have won or shared the league's regular season men's basketball title. Murray State heads the list with a Conference-record 23 outright or shared basketball crowns. Other past champions include former member Western Kentucky (19), Morehead State (9), Austin Peay (8), Eastern Kentucky (6), Tennessee Tech (5), former member Middle Tennessee (5), Tennessee State (2), former member East Tennessee State (2), Belmont (1 – winning the 2012-13 title in its first year in the league), Southeast Missouri State (1), UT Martin (1) and former member Akron (1).

Among the coaching greats in men's basketball have been Western Kentucky's E.A. Diddle, who retired with 759 victories and 10 OVC titles; John Oldham, who was a member of the very first All-OVC squad and went on to win seven OVC crowns during his coaching tenure at Tennessee Tech and Western Kentucky; Paul McBrayer, who guided Eastern Kentucky to 219 wins and three OVC crowns;

and Cal Luther, who is the only person in Conference history to win men's basketball Coach of the Year honors at two league schools – Murray State and UT Martin. Current Austin Peay head coach Dave Loos became the winningest coach in OVC history in 2009-10, netting his 319th victory and passing Luther on the all-time list. Loos enters the 2013-14 season with 371 victories.

There have been an equal number of great players including Western Kentucky's Clem Haskins, who is the only three-time OVC Player of the Year. Several players have won OVC Player of the Year honors twice: Western Kentucky's Jim McDaniels (1969-70 and 1970-71), Murray State's Les Taylor (1971-72, 1972-73), Jeff Martin (1987-88, 1988-89), Popeye Jones (1989-90, 1990-91) and Marcus Brown (1994-95, 1995-96), Austin Peay's Otis Howard (1976-77, 1977-78), Middle Tennessee's Jerry Beck (1980-81, 1981-82), Akron's Joe Jakubick (1982-83, 1983-84), Tennessee State's Carlos Rogers (1992-93, 1993-94), UT Martin's Lester Hudson (2007-08, 2008-09), Morehead State's Kenneth Faried (2009-10, 2010-11) and Murray State's Isaiah Canaan (2011-12, 2012-13).

The OVC also has the honor of being the only conference to boast the nation's leaders in scoring, rebounding and assists all in one season. That feat was accomplished in 1991-92 by Morehead State's Brett Roberts (28.1 ppg), Murray State's Popeye Jones (14.4 rpg) and Tennessee Tech's Van Usher (8.8 apg).

In 2007-08, UT Martin guard Lester Hudson became the first men's Division I player to record a quadruple-double in a game, when he registered 25 points, 12 rebounds, 10 assists and 10 steals in a victory over Central Baptist College. Hudson, who ranked fourth in scoring nationally as a junior, returned for his senior season in 2008-09 and was second nationally in scoring (behind Davidson's Stephen Curry) at 27.5 points a contest. Hudson earned numerous honors (including OVC Player of the Year and OVC Male Athlete of the Year in each 2008 and 2009 and All-American status from several outlets) before being drafted by the Boston Celtics with the No. 58 pick of the 2009 NBA Draft.

Murray State guard Isaiah Canaan, a first-team All-American in 2011-12, capped his



illustrious career in 2012-13 by becoming just the 17th player in OVC history to score 2,000 or more career points (and the third player in the past three years to do so). Canaan, who was a key part of Murray State NCAA Tournament victories in both 2010 and 2012, earned a pair of OVC Player of the Year honors (2012 and 2013) during his career as well as being named OVC Freshman of the Year (2010), OVC Tournament MVP (2010) and OVC Male Athlete of the Year (2012).

Women's basketball in the OVC has been dominated by Tennessee Tech, which has won or shared 18 regular-season titles and owns nine OVC Tournament crowns. In fact, the Golden Eagles have reached the championship game of the OVC Tournament 22 times in the past 32 years. Although Tennessee Tech remains the standard-bearer, five other teams have won 13 of the last 20 OVC Tournaments. UT Martin became the latest program to add its name to the list, capturing its first OVC Tournament title in 2011 and also winning championships in 2012 and 2013. The Skyhawks were the first team to three-peat since Austin Peay won four-straight titles from 2000-03. Austin Peay leads the remaining teams with seven crowns while Tennessee State, Eastern Kentucky, Murray State and Southeast Missouri each have won titles during that span.

Several coaches have made their mark in the history of OVC women's basketball. Former Tennessee Tech coach Marynell Meadors posted an amazing 363-139 (72.3%) record at Tech, becoming the first woman in NCAA or AIAW history to win 300 games at the same institution, while former Tennessee State skipper Teresa Phillips earned National Coach of the Year honors from USA Today in 1990 for turning around the Lady Tigers' program before going on to lead TSU to the NCAA Tournament in 1994 and 1995. Tennessee Tech coach Bill Worrell capped a stellar 20-year career in 2005-06 and was inducted into the OVC Hall of Fame in 2007; he compiled a 408-190 record while leading the Golden Eagles to an unprecedented 16 OVC regular-season titles and eight NCAA Tournament appearances, including five straight from 1989-93. Larry Joe Inman, who retired at the conclusion of the 2007-08 season and was inducted into the OVC Hall

of Fame in 2009, won more than 100 games at both Middle Tennessee and Eastern Kentucky, and earned OVC Coach of the Year honors a record eight times - five times at ECU and three at MTSU. In 2012-13 Inman came out of retirement to take the Tennessee State job.

Many great players have graced the hardwood over the years, including former OVC Players of the Year Brooke Armistead and Gerlonda Hardin from Austin Peay, Pam Chambers, Jerilyn Harper, Cheryl Taylor, Angela Moorehead, Roschelle Vaughn, Diane Seng, Janet Holt and Emily Christian from Tennessee Tech; Morehead State's Donna Murphy, Priscilla Blackford and Chynna Boze-man; Eastern Kentucky's Kim Mays; Southeast Missouri's Gray C. Harris; and Murray State's Ashley Hayes.

Bozeman finished her collegiate career in 2010-11 by winning her second consecutive OVC Player of the Year award. Her 2,170 points ranks her eighth all-time in OVC history, her 377 made career 3-pointers is first in OVC history and sixth in NCAA history and her 1,096 career 3-point attempts ranks first in OVC history and second in NCAA history.

Morehead State center Brittany Pittman set new school, league and NCAA standards for blocked shots in 2008-09. Pittman swatted 164 shots during the season, setting a new NCAA single-season record (which has since been broken). During the campaign, only her second with the Eagles, she also set career block records for both Morehead State and the OVC (287).

In 2012-13 the UT Martin duo of Jasmine Newsome and Heather Butler finished fifth and sixth nationally among NCAA scoring leaders. Newsome, the 2012 and 2013 OVC Player of the Year, averaged 22.6 points per game on the way to All-American honors while Butler averaged 22.4 points per contest. Butler set a NCAA record during the season by connecting on a 3-pointer in her 80th-straight game.

The league also had another historical moment in November 2008 when the NCAA awarded Nashville the 2014 NCAA Women's Division I Final Four. The OVC will serve as the host of the prestigious event, which is one of the biggest sporting events the city of Nashville can host. The event will be held April 6 & 8 at Bridgestone Arena in downtown Nashville.

Over its 65 years, OVC teams have garnered national championships and bowl games in football, along with national team or individual titles in the sports of rifle, cross country, track and golf.

The OVC has also produced several Olympic athletes, including Murray State's Morgan Hicks, who was a member of the 2004 United States Olympic Rifle Team and Morehead State's Brian Shimer who competed in five Winter Olympics in bobsled (winning a bronze medal in 2002) and coached the 2010 United States bobsled team to its first gold medal since 1948. In addition, some of the greatest players in professional sports were educated at OVC institutions. The list includes former greats such as football's Phil Simms (Morehead State), basketball's Clem Haskins (Western Kentucky) and Bubba Wells (Austin Peay) and two-sport star Steve Hamilton (Morehead State) to present-day standouts like basketball player Trenton Hassell (Austin Peay), football player Tony Romo (Eastern Illinois) and baseball players A.J. Ellis (Austin Peay) and Jon Rauch (Morehead State). Hamilton is the only athlete to ever play in the NCAA Basketball Championship, a Major League Baseball World Series (New York Yankees) and a NBA Championship Series (Los Angeles Lakers).

The OVC's first volleyball tournament was held in 1981, the same year Eastern Kentucky began a string of six straight tournament crowns. Former ECU skipper Dr. Geri Polvino compiled a 627-439 record in 32 seasons as head coach of the Colonels, earning OVC Coach of the Year honors eight times. More recently, former Austin Peay coach Cheryl Holt and former Southeast Missouri skipper Cindy Gannon also earned their peers' recognition multiple times with four awards each.

Throughout the last 30 years, 11 different teams have won an OVC regular-season or tournament volleyball crown. Since joining the league in 1991, Southeast Missouri has dominated the scene, winning seven of its eight regular-season titles during the 1990's, including five straight from 1993-97. The Redhawks have also won five tournament crowns (1994, 1996, 1998, 1999 and 2000). Jacksonville State won back-to-back OVC Tournament Championships (2005, 2006) including going through





# SOUTHEAST MISSOURI STATE UNIVERSITY

the OVC undefeated (16-0) in 2006 and winning a NCAA Tournament match in 2010, the league's first NCAA victory since 2000.

Following the 2007 season, Jacksonville State's Abbey Breit was named the OVC Offensive Player of the Year for the third-straight season, becoming the first player in OVC history to accomplish that feat. Four other individuals - Eastern Kentucky's Angela Boykins (1985-86), Morehead State's Dayle Hammontree (1988-89), Southeast Missouri's Tuba Meto (1996-97) and Morehead State's Amy Almond (2001-02) - were back-to-back winners of the award.

Morehead State won its third-straight OVC regular season championship in 2012. Over that time period the Eagles have compiled an impressive 52-2 league record.

In 2007, Eastern Kentucky's Jacob Korir won his fourth-straight Conference cross country title becoming just the third OVC student-athlete and 13th athlete nationally to accomplish that feat. Korir was a three-time All-American in cross country, earning two top-10 finishes at the NCAA Cross Country Championship. The Nairobi, Kenya, native was also named a track and field All-American twice during his career, was selected as the OVC Male Athlete of the Year in 2006-07 and received the NCAA post graduate scholarship in 2008.

In 2011 the Eastern Kentucky men's cross country earned a national ranking in the USTFCCCA poll, climbing to as high as No. 17; the ranking was the highest for an OVC team since the polls began in the early 1980s. The EKU men would qualify for the NCAA Championship, becoming the first OVC team to reach the national championship meet since 1980. Eastern Kentucky finished 26th overall at the event as junior Soufiane Bouchikhi was 47th in a field of 252 runners. On the women's side Eastern Kentucky senior Lydia Kosgei became the first EKU woman to ever qualify for the NCAA Championship and went on to finish 37th at the national meet, marking the second-highest finish for a female in OVC history, and also earning All-American honors. A year later (2012) the EKU men's cross country team was ranked as high as No. 11 nationally and finished 24th at the NCAA Championship.

Wade Meddles led the team with a 38th place finish at the event while Bouchikhi was 40th.

In 2007 the Conference had two teams in the NCAA Women's Soccer Tournament for the first time in league history, as former OVC member Samford earned an at-large selection while Southeast Missouri was the Conference's automatic bid.

In 2009 it was OVC softball that accomplished several firsts as UT Martin (tournament champion) and Jacksonville State (at-large) were each selected for the NCAA Championship. Jacksonville State would take it a step farther by winning the Knoxville Regional (beating No. 13 national seed Tennessee along the way) to become the first OVC softball program to advance to a Super Regional. Jax State would fall to No. 4 Alabama in that Super Regional but finished the season 43-16 (19-2 OVC) and ranked 21st nationally in the ESPN.com/USA Softball poll and 24th nationally in the USA Today/NFCA poll.

The league's baseball presence has continued to evolve since its inception. The OVC baseball tournament moved to a neutral site for the first time in 2001 with Paducah, Ky. and Brooks Stadium hosting the tournament in front of raucous crowds. The success of the tournament led to Jackson, Tenn. and The Ballpark at Jackson (formerly Pringles Park) - the home of the Seattle Mariner's Class AA affiliate - hosting the event for the first time in 2010.

The OVC also has made a statement in the NCAA Baseball Championship in recent years, with its teams involved in several memorable contests in the last decade. Tennessee Tech surprised Wake Forest in the opening round of the 2001 tournament and Southeast Missouri stunned host Alabama in the opening round of the 2002 championship. Five years later, Austin Peay captured the collegiate baseball world's attention by taking Vanderbilt, the 2007 No. 1 overall seed, to extra innings. Eastern Illinois pushed host Nebraska to the limit in 2008 followed by Tennessee Tech's memorable contest against host Clemson in 2009.

After not making the OVC Tournament field in either 2009 or 2010, Austin Peay, who was picked to finish seventh in the 2011 preseason poll, won the regular season and tournament championships to garner its fourth NCAA

Tournament appearance. In the first game of NCAA Regional play the Govs knocked off host and No. 1 seed Georgia Tech 2-1.

In 2012 Austin Peay completed a "repeat squared" (back-to-back regular season and tournament championships) for the first-time in OVC history. The Govs would go on to top Indiana State and Cal State Fullerton at the Eugene Regional, before falling to host Oregon in the regional final. In marked the first time since the 2000 season (Middle Tennessee) that an OVC team had won multiple NCAA Tournaments games in the same season.

Austin Peay completed a "3-Peay" by winning its third-straight OVC Tournament crown in 2013. Along the way the Govs garnered the first nationally-ranking by an OVC team since 2009 (climbing to as high as 21st nationally) and tied the OVC single-season record with 47 victories. The Govs earned the No. 2 seed in the NCAA Bloomington Regional, becoming the first OVC team in the current regional format (since 1999) to earn anything other than a No. 4 seed. The squad topped Florida and Valparaiso to advance to the regional final for the second-straight season before losing to host Indiana. Govs senior closer Tyler Rogers was a big part of his team's success during the year, tying the NCAA single-season record for saves (23).

After the 2013 baseball season OVC teams have won at least one game in the NCAA regional round in five of the last seven years.

A first in the OVC occurred in 2008, when the league had a first round draft pick in both the NFL (Tennessee State's Dominique Rodgers-Cromartie) and Major League Baseball (Eastern Kentucky's Christian Friedrich) Drafts in the same school year. A year later (2009) the league had a Major League Baseball First Round Compensation Round pick (Eastern Illinois' Tyler Kehrner who was No. 48 overall) and NBA Second Round pick (UT Martin's Lester Hudson) in the same season.

In 2010 a record 13 OVC baseball players were selected in Major League Baseball's First-Year Player Draft. In each of the past two years (2012 and 2013) the OVC has had 24 total players selected (12 in each draft).

The playing field is not the only place where OVC athletes are working hard. The league also recognizes excellence in the classroom. Six



Scholar-Athlete Awards are presented yearly to male and female athletes, while others are commended for their academic success by being Medal of Honor recipients or earning a spot on the Commissioner's Honor Roll. Additionally, the league annually presents one institutional Academic Achievement Award, as well as separate team awards in each Conference-sponsored sport. Since the College Sports Information Directors of America (CoSIDA) Academic All-America program began, the Ohio Valley Conference has had 215 student-athletes honored with the award, including 36 over the last four years (2009-10, 2010-11, 2011-12, 2012-13).

Through the early years of the league, administrators wrestled with fan behavior due to the close proximity of the Conference members and the intense rivalries which developed. Just as it did decades ago, the OVC took the leadership role on what has become a national issue. In 1995, the OVC implemented a first-of-its-kind "Sportsmanship Statement," a policy which promotes principles of fair play, ethical conduct and respect for one's opponent. The statement has become a model for others to follow across the nation, and has answered the challenge of the NCAA Presidents Commission to improve sportsmanship in collegiate athletics.

Additionally, the OVC annually presents the Steve Hamilton Sportsmanship Award, in honor of the former Morehead State student-athlete, coach and athletics director, to a junior or senior student-athlete with significant athletic contributions who best exemplifies the characteristics of sportsmanship and citizenship. Most recently, the Conference has also implemented the OVC Institutional and Team Sportsmanship Awards, which are presented to one institution and 18 sport-specific teams voted by their peers to have best exhibited the standards of sportsmanship and ethical conduct as outlined by the OVC and NCAA.

The vision of leadership demonstrated by the Founding Fathers in 1948 remains alive today as the Ohio Valley Conference prepares for the future. One example is in regard to the current trend in collegiate athletics administration for increased involvement of university presidents in setting policies and making rules. The

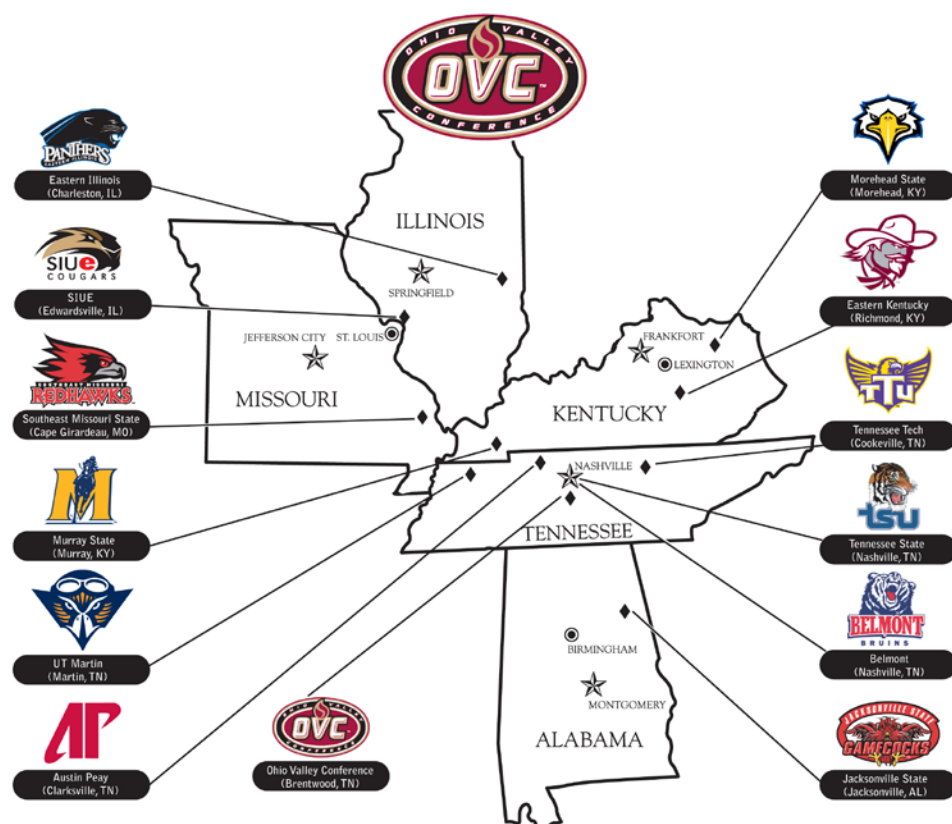
presidents of OVC institutions, however, have always governed the Conference, long before presidential governance became a national theme.

The Ohio Valley Conference sponsors the following sports: baseball, basketball, cross country, football, golf, tennis and track for men, and basketball, cross country, golf, soccer, softball, tennis, track and volleyball for women. In addition, the OVC also sponsors the combined men's and women's sport of rifle.

Now in its seventh decade of competition, the Ohio Valley Conference has grown

significantly from its humble beginnings while increasing the number of athletics opportunities it provides for students. Current league representatives include charter members Eastern Kentucky University, Morehead State University and Murray State University, along with Austin Peay State University, Belmont University, Eastern Illinois University, Jacksonville State University, Southeast Missouri State University, Southern Illinois University Edwardsville, Tennessee State University, Tennessee Technological University and the University of Tennessee at Martin.

Ohio Valley Conference Map





# SOUTHEAST MISSOURI STATE UNIVERSITY



The 2014 Ohio Valley Conference Softball Championship is scheduled for May 7-10 on the campus of the No. 1 seed.

This season marks the 21st year for the Championship. Last year (2013) marked the first with an expanded eight-team field.

That event saw No. 6 seed Jacksonville State complete a perfect 4-0 record to win its fourth OVC Tournament Championship.

## Year-by-Year OVC Tournament Champions

1994	<b>Southeast Missouri</b>
1995	Tennessee Tech
1996	<b>Southeast Missouri</b>
1997	<b>Southeast Missouri</b>
1998	<b>Southeast Missouri</b>
1999	<b>Southeast Missouri</b>
2000	Middle Tennessee
2001	Tennessee Tech
2002	Eastern Kentucky
2003	Tennessee Tech
2004	Eastern Kentucky
2005	Tennessee Tech
2006	Tennessee Tech
2007	Tennessee Tech
2008	Jacksonville State
2009	UT Martin
2010	Jacksonville State
2011	Jacksonville State
2012	UT Martin
2013	Jacksonville State



Fifth-seeded Southeast Missouri used a walk-off home run to force a winner-take-all title game with second-seeded Jacksonville State at the 2011 Ohio Valley Conference Tournament. The Redhawks upended top-seeded and tournament host Eastern Illinois two times en route to a 4-2 postseason record that year.

## 2011 OVC Tournament Results (Southeast's Last Appearance)

#6 Murray State 3, #3 UT Martin 2  
**#5 Southeast Missouri 4, #4 SIUE 3 (8 inn.)**  
 #2 Jacksonville State 6, #6 Murray State 1  
**#5 Southeast Missouri 4, #1 Eastern Illinois 0**  
 #3 UT Martin 2, #4 SIU Edwardsville 0  
 #3 UT Martin 3, #6 Murray State 2  
**#2 Jacksonville State 4, #5 Southeast Missouri 0**  
 #1 Eastern Illinois 9, #3 UT Martin 3  
**#5 Southeast Missouri 9, #1 Eastern Illinois 1**  
**#5 Southeast Missouri 3, #2 Jacksonville State 2**  
**#2 Jacksonville State 9, #5 Southeast Missouri 5**







RECORDS & HISTORY







# SOUTHEAST MISSOURI STATE UNIVERSITY

## Southeast Missouri Softball All-Americans



**Jayne Creek**  
First-Team, 1981



**Lisa Foster**  
First-Team, 1989



**Traci Eudaley**  
Second-Team



**Karen Hudson**  
Second-Team, 1991



**Alice Marler**  
Second-Team, 1991



**Connie Simmons**  
Academic, 1987



**Cathy Retherford**  
Academic, 1990



**Christine Engelhardt**  
Academic, 1997,  
1998, 1999



**Jenny Oermann**  
Academic, 1998,  
1999

### OVC Coach of the Year

Lana Richmond	1995
Lana Richmond	1996
Lana Richmond	1997
Lana Richmond	1998
Lana Richmond	2009

### OVC Female Athlete of the Year

Kim Palmer	1996-97
Jenny Oermann	1998-99

### OVC Player of the Year

Lisa Kraxner, C	1996
Kim Palmer, OF	1997
Jenny Oermann, INF	1999
Jenny Doebling, UT	2001

### OVC Pitcher of the Year

Sara Reichert	1995
Sara Reichert	1996
Sara Reichert	1998

### OVC Freshman of the Year

Megan McDonald, INF	2005
---------------------	------

### OVC First-Team Selections

Amy Evers, INF	1994
Robyn Sitzes, OF	1994
Jodi Smith, OF	1994
Lisa Kraxner, C	1995
Lesley Mueller, OF	1995
Jodi Smith, OF	1995
Sara Reichert, P	1995
Lisa Kraxner, INF	1996
Jenny Oermann, INF	1996
Kim Palmer, OF	1996
Jodi Smith, OF	1996
Sara Reichert, P	1996
Debbie Schmelz, P	1996
Jenny Oermann, INF	1997
Chris Shetley, OF	1997
Christine Engelhardt, P	1997
Jenny Oermann, INF	1998
Kim Palmer, OF	1998
Chris Shetley, OF	1998
Debbie Schmelz, P	1998
Jenny Oermann, INF	1999
Debbie Schmelz, P	1999
Renee Enos, INF	2000
Jenny Doebling, UT	2000
Renee Enos, INF	2001
Jenny Doebling, UT	2001
Jennifer Cobin, C	2002
Brooke Nett, INF	2003
Kelly Birk, UT	2004
Megan McDonald, INF	2005
Michelle Summers, OF	2005
Megan McDonald, INF	2006
Michelle Summers, INF	2007
Megan McDonald, INF	2008
Michelle Summers, INF	2008
Carmen Fowler, INF	2011
Alexis Anderson, OF	2013

### OVC Second-Team Selections

Shelly Trieb, INF	1994
Nicole Mortimer, P	1994
Amy Evers, INF	1995
Janis Swiderski, INF	1995
Traci Wren, UT	1995
Kelly Heatherington, INF	1996
Janis Swiderski, INF	1996
Erin Frazier, UT	1996
Kendra Williams, INF	1997
Tami Hebert, INF	1997
Renee Enos, INF	1998
Michelle Frank, INF	1998
Christine Engelhardt, P	1998

Renee Enos, INF	1999
Kelsey White, OF	1999
Christine Engelhardt, P	1999
Brooke Nett, INF	2001
Courtney Eklund, OF	2001
Brooke Nett, INF	2002
Courtney Eklund, OF	2002
Kelly Birk, UT	2003
Jamie Birk, OF	2004
Kelly Birk, UT	2005
Lindsay Pickering, OF	2006
Stephanie Huffman, UT	2006
Megan McDonald, INF	2007
Lindsay Pickering, OF	2007
Giana Zimmerman, P	2009
Nicole Troncoso, INF	2009
Jennifer Vasquez, OF	2009
Alora Marble, P	2011
Renee Kertz, INF	2011
Evan Sallis, INF	2012

### OVC All-Newcomer Team Selections

Lauren Bradley, INF	2006
Jenn Monaghan, INF	2006
Stacia Dopudja, P/INF	2007
Giana Zimmerman, P/INF	2009
Nicole Troncoso, INF	2009
Alora Marble, P	2011
Cheyenne Gipson, OF	2011
Alexis Anderson, OF	2013
Chelsea Smith, C	2013

### OVC Honorable Mention Selections

Amy Evers, INF	1996
Ricki DeArmon, OF	1998
Emmy Kisaka, INF	1999
Emmy Kisaka, INF	2000
Jennifer Dippel, P	2000
Emmy Kisaka, INF	2001
Reagan Hamlin, INF	2002

### OVC Tournament MVP

Amy Evers, INF	1996
Kendra Williams, C	1997
Jenny Oermann, INF	1998
Kelsey White, OF	1999

### OVC All-Tournament Team

Julie Davis, INF	1994
Gail Salger, INF	1994
Leslie Mueller, OF	1994
Jodi Smith, OF	1994
Nicole Mortimer, UT	1994



## Honors & Awards

Kim Staffey, UT.....	1994
Lisa Kraxner, C.....	1995
Lisa Kraxner, C.....	1996
Janis Swiderski, INF.....	1996
Amy Evers, INF.....	1996
Jodi Smith, OF.....	1996
Sara Reichert, P.....	1996
Kendra Williams, C.....	1997
LeeAnn Gryniewicz, INF.....	1997
Kim Palmer, OF.....	1997
Debbie Schmelz, P.....	1997
Jenny Oermann, INF.....	1998
Kim Palmer, OF.....	1998
Chris Shetley, OF.....	1998
Christine Engelhardt, P.....	1998
Jenny Oermann, INF.....	1999
Renee Enos, INF.....	1999
Kelsey White, OF.....	1999
Christine Engelhardt, P.....	1999
Debbie Schmelz, At-Large.....	1999
Courtney Eklund, OF.....	2000
Kelsey White, OF.....	2000
Jenny Doebling, At-Large.....	2000
Emmy Kisaka, At-Large.....	2001
Brooke Nett, INF.....	2002
Brooke Nett, INF.....	2003
Alana Bagby-Leonard, P/INF.....	2003
Alana Bagby-Leonard, INF.....	2004
Lindsay Pickering, OF.....	2004
Victoria Torrez, INF.....	2005
Lindsay Pickering, OF.....	2005
Kelly Birk, UT.....	2005
Lindsey Webb, C.....	2006
Giana Zimmerman, P.....	2009
Jennifer Vasquez, OF.....	2009
Carmen Fowler, INF.....	2009
Alora Marble, P.....	2011
Evan Sallis, OF.....	2011
Shelby Kuryllo, C.....	2011

### OVC Player of the Week

Amy Evers.....	3/22/94
Lisa Kraxner.....	3/20/95
Kelly Heatherington.....	4/24/95
Kim Palmer.....	4/7/97
Chris Shetley.....	4/15/97
Jenny Oermann.....	3/30/98
Chris Shetley.....	4/5/98
Kim Palmer.....	4/13/98
Jenny Oermann.....	3/29/99
Kelsey White.....	4/5/99
Renee Enos.....	4/17/00
Renee Enos.....	4/23/01

Alana Bagby-Leonard.....	3/10/03
Megan McDonald.....	4/11/05
Michelle Summers.....	3/13/06
Michelle Summers.....	3/27/06
Amber Peterson.....	4/2/07
Michelle Summers.....	4/23/07
Lauren Bradley.....	5/7/07
Michelle Summers.....	3/31/08
Alex Ramirez.....	4/27/09
Jennifer Vasquez.....	5/4/09
Renee Kertz.....	2/15/10

### OVC Pitcher of the Week

Nicole Mortimer.....	4/7/94
Sara Reichert.....	3/27/95
Sara Reichert.....	4/10/95
Sara Reichert.....	4/24/95
Sara Reichert.....	3/25/96
Sara Reichert.....	4/22/96
Debbie Schmelz.....	3/30/98
Debbie Schmelz.....	4/20/98
Debbie Schmelz.....	3/29/99
Christine Engelhardt.....	4/19/99
Jennifer Dippel.....	4/17/00
Jenny Doebling.....	4/24/00
Amy Fahnestock.....	4/4/05
Elaine Fisher.....	5/9/05
Elaine Fisher.....	4/3/06
Stephanie Huffman.....	4/10/06
Giana Zimmerman.....	4/27/09
Giana Zimmerman.....	5/4/09
Whitney Dupuis.....	2/15/10

### OVC Medal of Honor

*\* The OVC Medal of Honor is given annually to the student-athlete(s) who achieve the highest GPA in a Conference-sponsored sport.*

Amy Evers.....	1995-96
Lisa Kraxner.....	1995-96
Christine Engelhardt.....	1996-97
Erin Frazier.....	1996-97
Christine Engelhardt.....	1997-98
Kim Palmer.....	1997-98
Christine Engelhardt.....	1998-99
Alisha Liley.....	1998-99
Anne Trieb.....	1998-99
Kelly Birk.....	2001-02
Brooke Nett.....	2001-02
Jamie Birk.....	2003-04
Victoria Torrez.....	2004-05
Melissa Van Velkinburgh.....	2004-05
Lindsey Woodworth.....	2006-07

Megan McDonald.....	2006-07
Lindsey Woodworth.....	2007-08
Whitney Dupuis.....	2009-10
Giana Zimmerman.....	2009-10
Whitney Dupuis.....	2010-11
Taylor Cowan.....	2011-12
Renee Kertz.....	2011-12
Lindsey Patterson.....	2011-12
Summer Burger.....	2012-13

### OVC Commissioner's

#### Honor Roll

*\* To be listed on the OVC Commissioner's Honor Roll, recipients must have achieved at least a 3.25 GPA and have been eligible and on the team throughout the competitive season in their chosen NCAA-sponsored sport or sports.*

Rebecca Alberson.....	1993-94
Amy Blattel.....	1993-94
Amy Evers.....	1993-94
Kara Heuring.....	1993-94
Amy Johannsen.....	1993-94
Theresa Largent.....	1993-94
Karen Matzenbacher.....	1993-94
Nikki Mortimer.....	1993-94
Lesley Mueller.....	1993-94
Jodi Smith.....	1993-94
Kim Staffey.....	1993-94
Shelly Trieb.....	1993-94
Julie Davis.....	1994-95
Amy Evers.....	1994-95
Erin Frazier.....	1994-95
Amy Johannsen.....	1994-95
Lisa Kraxner.....	1994-95
Karen Matzenbacher.....	1994-95
Nikki Mortimer.....	1994-95
Lesley Mueller.....	1994-95
Jodi Smith.....	1994-95
Traci Wren.....	1994-95
Christine Engelhardt.....	1995-96
Amy Evers.....	1995-96
Erin Frazier.....	1995-96
Lisa Kraxner.....	1995-96
Jill Lekovich.....	1995-96
Karen Matzenbacher.....	1995-96
Karen Noel.....	1995-96
Jenny Oermann.....	1995-96
Ashley Roberts.....	1995-96
Debbie Schmelz.....	1995-96
Jodi Smith.....	1995-96
Janis Swiderski.....	1995-96

Ann Wilson.....	1995-96
Christine Engelhardt.....	1996-97
Erin Frazier.....	1996-97
Karen Matzenbacher.....	1996-97
Karen Noel.....	1996-97
Jenny Oermann.....	1996-97
Kim Palmer.....	1996-97
Debbie Schmelz.....	1996-97
Ann Wilson.....	1996-97
Christine Engelhardt.....	1997-98
Erin Frazier.....	1997-98
Alisha Liley.....	1997-98
Jenny Oermann.....	1997-98
Kim Palmer.....	1997-98
Debbie Schmelz.....	1997-98
Anne Trieb.....	1997-98
Christine Engelhardt.....	1998-99
Jenni Gaines.....	1998-99
Tami Hebert.....	1998-99
Emmy Kisaka.....	1998-99
Alisha Liley.....	1998-99
Jenny Oermann.....	1998-99
Debbie Schmelz.....	1998-99
Anne Trieb.....	1998-99
Kelsey White.....	1998-99
Jennifer Cobin.....	1999-00
Michelle Frank.....	1999-00
Tami Hebert.....	1999-00
Emmy Kisaka.....	1999-00
Renee Mueller.....	1999-00
Brooke Nett.....	1999-00
Dawn Piantino.....	1999-00
Sheryn Queen.....	1999-00
Jessica Broyles.....	2000-01
Kathryn Cerneka.....	2000-01
Jenny Doebling.....	2000-01
Reagan Hamlin.....	2000-01
Kristen King.....	2000-01
Emmy Kisaka.....	2000-01
Brooke Nett.....	2000-01
Dawn Piantino.....	2000-01
Kemi Rampi.....	2000-01
Amy Thompson.....	2000-01
Jamie Birk.....	2001-02
Kelly Birk.....	2001-02
Kathryn Cerneka.....	2001-02
Jennifer Cobin.....	2001-02
Shelley Conroy.....	2001-02
Reagan Hamlin.....	2001-02
Kristen King.....	2001-02
Emmy Kisaka.....	2001-02
Christine Knobbe.....	2001-02
Brooke Nett.....	2001-02



# SOUTHEAST MISSOURI STATE UNIVERSITY

Dawn Piantino	2001-02
Kemi Rampi	2001-02
Amy Thompson	2001-02
Rachel Van Fleet	2001-02
Jamie Birk	2002-03
Kelly Birk	2002-03
Kathryn Cerneka	2002-03
Marie Coode	2002-03
Katie Hacker	2002-03
Jessica Hunter	2002-03
Leigh Ann Lunsford	2002-03
Amy Murphy	2002-03
Brooke Nett	2002-03
Kemi Rampi	2002-03
Amy Thompson	2002-03
Melissa Van Velkinburgh	2002-03
Jamie Birk	2003-04
Kelly Birk	2003-04
Marie Coode	2003-04
Florence Davison	2003-04
Stacey DeClue	2003-04
Jessica Hunter	2003-04
Stephanie Mata	2003-04
Amy Thompson	2003-04
Victoria Torrez	2003-04
Rachel Van Fleet	2003-04
Melissa Van Velkinburgh	2003-04
Kelly Birk	2004-05
Stephanie Huffman	2004-05
Stephanie Mata	2004-05
Katie Otterness	2004-05
Victoria Torrez	2004-05
Rachel Van Fleet	2004-05
Melissa Van Velkinburgh	2004-05
Lindsey Woodworth	2004-05
Stephanie Huffman	2005-06
Stephanie Mata	2005-06
Megan McDonald	2005-06
Lindsay Pickering	2005-06
Jessica Rosencrants	2005-06
Chloe Tubbs	2005-06
Lindsey Webb	2005-06
Lindsey Woodworth	2005-06
Stephanie Mata	2006-07
Megan McDonald	2006-07
Katie Otterness	2006-07
Lindsey Woodworth	2006-07
Stacia Dopudja	2007-08
Whitney Dupuis	2007-08
Carmen Fowler	2007-08
Megan McDonald	2007-08
Kaie Otterness	2007-08

Lindsey Woodworth	2007-08
Stefanie Barnes	2008-09
Tiffany Blanco	2008-09
Lauren Bradley	2008-09
Whitney Dupuis	2008-09
Renee Kertz	2008-09
Alex Ramirez	2008-09
Shelby Stein	2008-09
Nicole Troncoso	2008-09
Sirena Watkins	2008-09
Giana Zimmerman	2008-09
Stefanie Barnes	2009-10
Whitney Dupuis	2009-10
Carmen Fowler	2009-10
Renee Kertz	2009-10
Christina Scudder	2009-10
Nicole Troncoso	2009-10
Giana Zimmerman	2009-10
Stefanie Barnes	2010-11
Alene Bethel	2010-11
Taylor Cowan	2010-11
Whitney Dupuis	2010-11
Renee Kertz	2010-11
Shelby Kuryllo	2010-11
Alora Marble	2010-11
Shelby Stein	2010-11
Kaitlin Wallace	2010-11
Stefanie Barnes	2011-12
Alene Bethel	2011-12
Shea Cothren	2011-12
Taylor Cowan	2011-12
Cheyenne Gipson	2011-12
Renee Kertz	2011-12
Katy McAllister	2011-12
Lindsey Patterson	2011-12
Shelby Stein	2011-12
Renee Terry	2011-12
Jamie Woodworth	2011-12
Leah Becker	2012-13
Summer Burger	2012-13
Savannah Carpenter	2012-13
Hannah Durham	2012-13
Taylor Cowan	2012-13
Elysia Mesa	2012-13
Lindsey Patterson	2012-13
Chelsea Smith	2012-13
Renee Terry	2012-13
Jamie Woodworth	2012-13

## OVC Team Sportsmanship

### Award

Southeast Missouri	2005-06
--------------------	---------

## CoSIDA/Capital One

### Academic All-America

#### First-Team Selections

Christine Engelhardt, P	1997
Christine Engelhardt, P	1999

## CoSIDA/Capital One

### Academic All-America

#### Second-Team Selections

Connie Simmons, 3B	1987
Lisa Kraxner, C	1996
Christine Engelhardt, P	1998
Jenny Oermann, INF	1998
Jenny Oermann, INF	1999

## CoSIDA/Capital One

### Academic All-America

#### Third-Team Selections

Cathy Retherford, C	1990
---------------------	------

## Southeast Missouri Athletics Hall of Fame

### Inducted

Jayne Creek, 1978-81	2002
Lisa Foster, 1987-89	2007
Linda Wells, 1968-72	2009
1991 Team	2011
Jennifer Stoeckl	
Kathy Knaup	
Ginger Hagler	
Cathy Rethorford	
Andria Gaines	
Alice Marler	
Karen Jackson	
Teresa Tuschoff	
Kim Staffey	
Karen Hudson	
Shelly Trieb	
Robyn Horace	
Robyn Sitzes	
Carol Chilton	
Kim Barker	
Head Coach Lana Richmond	
Assistant Coach Judy Favor	

## Trombetta Award

*\* Graduating Senior, female student-athlete, with the highest grade point average and participated in one or more varsity sports at Southeast. The student must have at least a 3.0 grade point average.*

Connie Simmons	1986
Kim Staffey	1994
Christine Engelhardt	1999

## Howard's MVP Award

M. Ummel	1977
P. Meyer	1978
McClenning	1979
Jayne Creek	1981
K. Williams	1982
K. Rediger	1983
C. Barks	1984
L. Alexander/Traci Eudaley	1985
Traci Eudaley	1986
Connie Simmons	1987
T. Schulte	1988
J. Craig/L. Foster	1989
L. Thornton	1990
Andria Gaines/Alice Marler	1991
K. Hudson	1992
Shelly Trieb	1993
Robyn Sitzes	1994
Lisa Kraxner	1995
Amy Evers/Jodi Smith	1996
Amy Evers/Kim Palmer	1997
Jenny Oermann/Debbie Schmelz	1998
Jenny Doebling	2000
Renee Enos	2001
Dawn Piantino	2002
Brooke Nett	2003
Jamie Birk	2004
Megan McDonald	2005
Stephanie Huffman	2006
Stephanie Huffman	2007
Megan McDonald/Michelle Summers	2008
Alex Ramirez	2009
Renee Kertz	2011
Renee Kertz	2012
Alexis Anderson	2013



## Miscellaneous Records

### Year-by-Year Non-Division I Records

<u>Overall</u>		
1977.....	6-6	-
1978.....	7-8	-
1979.....	9-9	-
1980.....	21-18	-
1981.....	22-14-1	-
1982.....	21-28	3-1 MIAA
1983.....	13-10	3-3 MIAA
1984.....	25-8	8-2 MIAA
1985.....	32-17	9-2 MIAA
1986.....	40-16	13-5 MIAA
1987.....	39-13	9-3 MIAA
1988.....	21-20	4-8 MIAA
1989.....	37-21	6-2 MIAA
1990.....	28-21	5-5 MIAA
1991.....	38-14	11-4 MIAA
1992.....	35-18	-
1993.....	30-19	-

### Year-by-Year Division I Records

<u>Overall</u>	<u>OVC</u>	<u>Finish</u>
1994.....	36-22	17-9 3rd
1995.....	38-20	22-4 1st
1996.....	39-9	22-2 1st
1997.....	33-23-1	20-5 1st
1998.....	38-13-1	16-2 1st
1999.....	31-17	16-2 1st
2000.....	31-24	17-7 3rd
2001.....	25-25	16-5 2nd
2002.....	14-27	9-12 5th
2003.....	18-29	11-9 4th
2004.....	16-36	10-14 6th
2005.....	27-28	13-14 5th
2006.....	28-24	14-13 5th
2007.....	20-29	11-16 8th
2008.....	24-28	11-16 8th
2009.....	29-21	16-8 2nd
2010.....	17-31	6-17 10th
2011.....	31-30	17-12 5th
2012.....	25-30	13-16 7th
2013.....	15-33	6-18 10th

### NCAA Tournament Records

1986.....	0-2
1987.....	1-2
1989.....	2-2
1991.....	3-2
1999.....	1-2
Total.....	7-10

### OVC Tournament Records

1994.....	4-0	1st
1995.....	1-2	-
1996.....	4-1	1st
1997.....	4-1	1st
1998.....	4-1	1st
1999.....	4-0	1st
2000.....	3-2	2nd
2001.....	1-2	-
2002.....	1-2	-
2003.....	3-2	-
2004.....	1-2	-
2005.....	2-2	-
2006.....	1-2	-
2009.....	2-2	-
2011.....	4-2	2nd
Total	39-23	

### OVC Tournament Records by Seed

<u>Year(s)</u>	
#1.....	17-5 '95, '96, '97, '98, '99
#2.....	3-4 '01, '09
#3.....	7-2 '94, '00
#4.....	3-2 '03
#5.....	8-8 '02, '05, '06, '11
#6.....	1-2 '04

### OVC Tournament Records vs. Seed

vs. #1.....	2-6
vs. #2.....	7-5
vs. #3.....	5-3
vs. #4.....	8-5
vs. #5.....	7-2
vs. #6.....	5-2
vs. #7.....	1-0
vs. #8.....	4-0

### OVC Annual Softball Champions

	<u>Regular-Season</u>	<u>Tournament</u>	<u>Tournament Host</u>
1994	Tennessee Tech	<b>Southeast Missouri</b>	Austin Peay
1995	<b>Southeast Missouri</b>	Tennessee Tech	Eastern Kentucky
1996	<b>Southeast Missouri</b>	<b>Southeast Missouri</b>	Middle Tenn.
1997	<b>Southeast Missouri</b>	<b>Southeast Missouri</b>	Morehead State
1998	<b>Southeast Missouri</b>	<b>Southeast Missouri</b>	Southeast Missouri
1999	<b>Southeast Missouri</b>	<b>Southeast Missouri</b>	UT Martin
2000	Middle Tennessee	Middle Tennessee	Middle Tenn.
2001	Tennessee Tech	Tennessee Tech	Tennessee Tech
2002	Eastern Kentucky	Eastern Kentucky	Eastern Kentucky
2003	Tennessee Tech	Tennessee Tech	Tennessee Tech
2004	Eastern Kentucky	Eastern Kentucky	Eastern Kentucky
2005	Jacksonville State	Tennessee Tech	Jacksonville State
2006	Tennessee Tech	Tennessee Tech	Tennessee Tech
2007	Tennessee Tech	Tennessee Tech	Tennessee Tech
2008	Jacksonville State	Jacksonville State	Jacksonville State
2009	Jacksonville State	UT Martin	Jacksonville State
2010	UT Martin	Jacksonville State	UT Martin
2011	Eastern Illinois	Jacksonville State	Eastern Illinois
2012	UT Martin	UT Martin	UT Martin
2013	Eastern Illinois	Jacksonville State	Eastern Illinois

### OVC Regular-Season Titles

	<u>Head Coach</u>
1995.....	Lana Richmond
1996.....	Lana Richmond
1997.....	Lana Richmond
1998.....	Lana Richmond
1999.....	Lana Richmond

### OVC Tournament Titles

	<u>Head Coach</u>
1994.....	Lana Richmond
1996.....	Lana Richmond
1997.....	Lana Richmond
1998.....	Lana Richmond
1999.....	Lana Richmond



Linda Wells was inducted into the Southeast Athletics Hall of Fame in 2009. She is pictured here with then-Director of Athletics John Shafer.



# SOUTHEAST MISSOURI STATE UNIVERSITY

## OVC Tournament Appearances

### 1994 (at Austin Peay)\*

#3 SE Missouri 3, #6 Austin Peay 0  
#3 SE Missouri 12, #7 Morehead State 0  
#3 SE Missouri 9, #5 Eastern Kentucky 2  
#3 SE Missouri 3, #2 Middle Tennessee 2

### 1995 (at Eastern Kentucky)

#1 SE Missouri - bye  
#1 SE Missouri 3, #4 Eastern Kentucky 2  
#2 Tennessee Tech 8, #1 SE Missouri 2  
#4 Eastern Kentucky 2, #1 SE Missouri 0

### 1996 (at Middle Tennessee)\*

#1 SE Missouri 8, #8 Tennessee State 0  
#1 SE Missouri 1, #4 UT Martin 0  
#1 SE Missouri 3, #2 Middle Tennessee 1  
#5 Tennessee Tech 4, #1 SE Missouri 3  
#1 SE Missouri 5, #5 Tennessee Tech 1

### 1997 (at Morehead State)\*

#1 SE Missouri 2, #8 Austin Peay 1  
#1 SE Missouri 2, #4 UT Martin 1  
#1 SE Missouri 2, #2 Tennessee Tech 0  
#3 Eastern Illinois 5, #1 SE Missouri 1  
#1 SE Missouri 12, #3 Eastern Illinois 2

### 1998 (at Southeast Missouri)\*

#1 SE Missouri 8, #8 Austin Peay 2  
#1 SE Missouri 8, #5 Tennessee Tech 2  
#1 SE Missouri 3, #6 Eastern Illinois 2  
#6 Eastern Illinois 2, #1 SE Missouri 1  
#1 SE Missouri 13, #6 Eastern Illinois 4

### 1999 (at UT Martin)\*

#1 SE Missouri 5, #8 UT Martin 0  
#1 SE Missouri 5, #4 Tennessee Tech 2  
#1 SE Missouri 9, #2 Middle Tennessee 0  
#1 SE Missouri 7, #5 Eastern Illinois 1

### 2000 (at Middle Tennessee)

#3 SE Missouri 4, #6 Morehead State 3  
#3 SE Missouri 3, #2 Eastern Illinois 2  
#1 Middle Tennessee 3, #3 SE Missouri 1  
#3 SE Missouri 2, #4 Tennessee Tech 1  
#1 Middle Tennessee 3, #3 SE Missouri 1

### 2001 (at Tennessee Tech)

#3 Eastern Kentucky 2, #2 SE Missouri 0  
#2 SE Missouri 1, #5 Tennessee State 0  
#4 Eastern Illinois 1, #2 SE Missouri 0

### 2002 (at Eastern Kentucky)

#5 SE Missouri 5, #4 Austin Peay 3  
#1 Eastern Kentucky 7, #5 SE Missouri 0  
#3 UT Martin 5, #5 SE Missouri 1

### 2003 (at Tennessee Tech)

#4 SE Missouri 5, #5 Austin Peay 4  
#1 Tennessee Tech 4, #4 SE Missouri 0  
#4 SE Missouri 4, #3 UT Martin 3  
#4 SE Missouri 4, #6 Eastern Illinois 2  
#2 Eastern Kentucky 7, #4 SE Missouri 2

### 2004 (at Eastern Kentucky)

#6 SE Missouri 3, #3 Tennessee Tech 0  
#2 UT Martin 9, #6 SE Missouri 6  
#5 Jacksonville State 5, #6 SE Missouri 4

### 2005 (at Jacksonville State)

#4 UT Martin 3, #5 SE Missouri 2  
#5 SE Missouri 6, #3 Samford 5 (11 inn.)  
#5 SE Missouri 4, #4 UT Martin 1  
#1 Jacksonville State 6, #5 SE Missouri 4

### 2006 (at Tennessee Tech)

#5 SE Missouri 3, #4 UT Martin 0  
#1 Tennessee Tech 8, #5 SE Missouri 0  
#6 Eastern Kentucky 3, #5 SE Missouri 0

### 2009 (at Jacksonville State)

#2 SE Missouri 1, #3 Morehead State 0  
#2 SE Missouri 7, #5 Tennessee Tech 1  
#4 UT Martin 3, #2 SE Missouri 2 (8 inn.)  
#4 UT Martin 4, #2 SE Missouri 1

### 2011 (at Eastern Illinois)

#5 SE Missouri 4, #4 SIU Edwardsville 3 (8 inn.)  
#5 SE Missouri 4, #1 Eastern Illinois 0  
#2 Jacksonville State 4, #5 SE Missouri 0  
#5 SE Missouri 9, #1 Eastern Illinois 1  
#5 SE Missouri 3, #2 Jacksonville State 2  
#2 Jacksonville State 9, #5 SE Missouri 5

\* OVC Tournament Champion

## NCAA Tournament Appearances

### 1986 NCAA Division II Tournament

*South Regional - Huntsville, Texas*  
Stephen F. Austin 2, SE Missouri 0  
Sam Houston State 3, SE Missouri 0

### 1987 NCAA Division II Tournament

*Central Regional - Warrensburg, Mo.*  
SE Missouri 4, Central Missouri State, 2  
Florida Southern 2, SE Missouri 0  
Florida Southern 3, SE Missouri 0

### 1989 NCAA Division II Tournament

*South Regional - Lakeland, Fla.*  
SE Missouri 2, Barry 1 (9 inn.)  
Florida Southern 4, SE Missouri 0  
SE Missouri 5, Missouri-St. Louis 2  
Florida Southern 4, SE Missouri 1

### 1991 NCAA Division II Tournament

*South Regional - Lakeland, Fla.*  
SE Missouri 1, Florida Southern 0  
SE Missouri 3, Central Missouri 1  
SE Missouri 3, Florida Southern 1  
*Finals - Midland, Mich.*  
Portland State 3, SE Missouri 2  
Bloomsburg 9, SE Missouri 4

\* - Regional Champs; Final Four;  
National Fourth-Place

### 1999 NCAA Division I Tournament

*No. 2 Regional - Tucson, Ariz.*  
Kansas 5, SE Missouri 1  
SE Missouri 2, East Carolina 1  
Kansas 3, SE Missouri 1 (11 inn.)



The 1998 Southeast softball team captured the program's fourth-straight OVC regular-season title.

## Postseason History



# Hitting Records

## Games Played

### Career

1. Renee Kertz, 2009-12 ..... 214
2. Amy Evers, 1993-96 ..... 213
3. Carmen Fowler, 2008-11 ..... 209
4. Michelle Summers, 2005-08 ..... 208
5. Megan McDonald, 2005-08 ..... 207
- Karen Hudson, 1989-92 ..... 207

### Season

1. Five tied with ..... 61 (2011)

## At-Bats

### Career

1. Michelle Summers, 2005-08 ..... 670
2. Renee Kertz, 2009-12 ..... 641
3. Amy Evers, 1993-96 ..... 638
4. Megan McDonald, 2005-08 ..... 632
5. Jenny Oermann, 1996-99 ..... 624

### Season

1. Evan Sallis, 2011 ..... 208
2. Carmen Fowler, 2011 ..... 189
3. Evan Sallis, 2012 ..... 188
4. Chris Shetley, 1997 ..... 186
5. Amy Evers, 1994 ..... 183

## Runs

### Career

1. Michelle Summers, 2005-08 ..... 161
2. Jenny Oermann, 1996-99 ..... 135
3. Karen Hudson, 1989-92 ..... 120
4. Amy Evers, 1993-96 ..... 113
5. Kim Palmer, 1996-98 ..... 109

### Season

1. Kim Palmer, 1998 ..... 48
2. Michelle Summers, 2005 ..... 47
3. Jenny Oermann, 1998 ..... 46
- Karen Hudson, 1992 ..... 46
5. Evan Sallis, 2011 ..... 43

### Game

1. Renee Kertz, 2/11/12 ..... 4
- Julie Davis, 4/6/95 ..... 4
- Karen Hudson, 4/2/92 ..... 4

## Hits

### Career

1. Jenny Oermann, 1996-99 ..... 231
2. Michelle Summers, 2005-08 ..... 228
3. Megan McDonald, 2005-08 ..... 222
4. Traci Eudaley, 1984-87 ..... 195
5. Carmen Fowler, 2008-11 ..... 182

### Season

1. Carmen Fowler, 2011 ..... 73
2. Evan Sallis, 2012 ..... 69
3. Jenny Oermann, 1998 ..... 68
- Kim Palmer, 1997 ..... 68
5. Megan McDonald, 2008 ..... 67
- Lisa Kraxner, 1995 ..... 67
7. Evan Sallis, 2011 ..... 63

### Game

1. Taylor Cowan, 5/2/12 ..... 5
- Kelly Heatherington, 4/21/95 ..... 5

## Batting Average

### Career

1. Lisa Kraxner, 1995-96 ..... 388
2. Kim Palmer, 1996-98 ..... 379
3. Jenny Oermann, 1996-99 ..... 370
4. Megan McDonald, 2005-08 ..... 351
5. Julie Hume, 1985-88 ..... 350

### Season

1. Kim Palmer, 1998 ..... 413
2. Jenny Oermann, 1998 ..... 410
3. Jenny Oermann, 1999 ..... 409
4. Megan McDonald, 2008 ..... 406
5. **Alexis Anderson, 2013 ..... 403**

\* Minimum 75 at-bats per year



Megan McDonald was the last Southeast player to hit over .400 in a season when she posted a .406 batting average in 2008.

## Slugging Percentage

### Career

1. Kim Palmer, 1996-98 ..... .647
2. Michelle Summers, 2005-08 ..... .631
3. Shelly Trieb, 1991-94 ..... .598
4. Lisa Kraxner, 1995-96 ..... .596
5. Megan McDonald, 2005-08 ..... .574

### Season

1. Kim Palmer, 1998 ..... .776
2. Michelle Summers, 2008 ..... .691
3. Michelle Summers, 2007 ..... .667
4. Megan McDonald, 2008 ..... .661
5. **Alexis Anderson, 2013 ..... .632**

\* Minimum 75 at-bats per year

## Doubles

### Career

1. Michelle Summers, 2005-08 ..... 47
2. Megan McDonald, 2005-08 ..... 46
3. Chris Shetley, 1997-98 ..... 40
- Shelly Trieb, 1991-94 ..... 40
5. Kelly Birk, 2002-05 ..... 39
6. Kim Palmer, 1996-98 ..... 37

### Season

1. Jodi Smith, 1998 ..... 23
2. Shelly Trieb, 1993 ..... 18
- Kelly Birk, 2004 ..... 18
4. Kim Palmer, 1998 ..... 17
- Chris Shetley, 1997 ..... 17



Jenny Oermann is Southeast's all-time career hits leader.

6. Michelle Summers, 2005 ..... 16
7. Megan McDonald, 2008 ..... 15
- Jodi Smith, 1995 ..... 15

### Game

1. Janis Swiderski, 4/8/95 ..... 5

## Triples

### Career

1. Kathy Rediger, 1981-84 ..... 18
2. Traci Wren, 1992-95 ..... 13
- Julie Hume, 1985-88 ..... 13
4. Kelsey White, 1999-00 ..... 12
5. Three tied with ..... 11

### Season

1. Jayne Creek, 1981 ..... 10
2. Six tied with ..... 7

### Game

1. Three tied with ..... 2
- Last done by Jenniver Vasquez, 2009

### \* Returning Player



Renee Kertz tied the school's all-time career record with 132 RBI and set a new Southeast record in career games played (214).



# SOUTHEAST MISSOURI STATE UNIVERSITY

## Home Runs

### Career

1. Michelle Summers, 2005-08 .....48
2. Megan McDonald, 2005-08 .....31
3. Kim Palmer, 1996-98 .....20
4. Stacia Dopudja, 2007-08 .....16
- Lauren Bradley, 2006-09 .....16

### Season

1. Michelle Summers, 2007 .....14
2. Michelle Summers, 2008 .....13
3. Stacia Dopudja, 2007 .....12
4. Michelle Summers, 2006 .....11
- Kim Palmer, 1998 .....11
6. Michelle Summers, 2005 .....10

### Game

1. 16 tied with .....2
- Last done by Lindsey Patterson  
(vs. UT Martin, 5/4/13)

## RBI

### Career

1. Renee Kertz, 2009-12 .....132
- Michelle Summers, 2005-08 .....132
3. Megan McDonald, 2005-08 .....120
4. Traci Eudaley, 1984-87 .....119
5. Kim Palmer, 1996-98 .....112

### Season

1. Renee Kertz, 2011 .....48
2. Shelly Trieb, 1993 .....46
3. Renee Kertz, 2012 .....45
4. Carmen Fowler, 2011 .....45



Michelle Summers is Southeast's all-time career leader in seven different categories, including home runs and RBI.

- Karen Hudson, 1992 .....45
6. Kim Palmer, 1998 .....44
7. Lisa Kraxner, 1995 .....43
8. Megan McDonald, 2008 .....41
- Kim Palmer, 1997 .....41
- Traci Eudaley, 1986 .....41

### Game

1. Taylor Cowan, 5/2/12 .....7
- Chris Shetley, 5/4/98 .....7

## Walks

### Career

1. Alex Ramirez, 2007-10 .....88
2. Renee Kertz, 2009-12 .....81
3. Michelle Summers, 2005-08 .....80
4. Tami Hebert, 1997-00 .....79
- Karen Hudson, 1989-92 .....65
6. Megan McDonald, 2005-08 .....59
- Shelly Trieb, 1991-94 .....59

### Season

1. Karen Hudson, 1989 .....29
- Alex Ramirez, 2009 .....29
3. Kelly Birk, 2005 .....28
- Alex Ramirez, 2010 .....28
5. Kathy Blair, 1985 .....27

## Sacrifice Hits

### Career

1. Shelly Trieb, 1991-94 .....44
- Karen Hudson, 1989-92 .....44
3. Amy Evers, 1993-96 .....43
4. Robyn Horace, 1991-93 .....40



Alex Ramirez currently holds the school's career and single-season records in walks.

5. Alice Marler, 1990-92 .....34
- Traci Eudaley, 1984-87 .....34
7. Theresa Shulte, 1986-89 .....33

### Season

1. Robyn Horace, 1992 .....23
2. Alice Marler, 1991 .....22
3. Karen Hudson, 1991 .....21
4. Lesley Mueller, 1994 .....19
5. Amy Evers, 1995 .....17

## Hit By Pitch

### Career

1. Brooke Nett, 2000-03 .....35
2. Michelle Summers, 2005-08 .....24
3. Shelby Stein, 2009-12 .....22
4. Renee Kertz, 2009-12 .....15
- Victoria Torrez, 2004-05 .....15
6. **Lindsey Patterson, 2012-pr.** 14
- Julie Davis, 1992-95 .....14

### Season

1. Brooke Nett, 2001 .....14
2. Michelle Summers, 2008 .....10
- Brooke Nett, 2003 .....10
4. Victoria Torrez, 2004 .....9
5. Shelby Stein, 2010 .....8
- Chris Shetley, 1997 .....8
- Julie Davis, 1995 .....8

## Stolen Bases

### Career

1. Lisa Thornton, 1987-90 .....82
2. Julie Lehmbeck, 1992-93 .....51



Evan Sallis broke Southeast's single-season record and led the Ohio Valley Conference with 208 at-bats in 2011.

3. Pat McDonagh, 1984-87 .....46
4. Twanda Moore, 1982-85 .....40
5. Kaitlin Zink, 2011-13 .....38

### Season

1. Julie Lehmbeck, 1992 .....32
2. Lisa Thornton, 1990 .....31
3. Lisa Thornton, 1989 .....28
4. Evan Sallis, 2012 .....22
5. Cheyenne Gipson, 2011 .....20

### Game

1. Five tied with .....3
- Last done by Cheyenne Gipson  
vs. Grambling State (2/10/12)

## Total Bases

### Career

1. Michelle Summers, 2005-08 .....423
2. Megan McDonald, 2005-08 .....363
3. Shelly Trieb, 1991-94 .....307
4. Jenny Oermann, 1996-99 .....295
5. Kim Palmer, 1996-98 .....278

### Season

1. Michelle Summers, 2008 .....114
2. Kim Palmer, 1998 .....111
3. Chris Shetley, 1998 .....110
4. Megan McDonald, 2008 .....109
5. Michelle Summers, 2005 .....108

### \* Returning Player



Carmen Fowler set a new Southeast single-season record with 73 hits in 2011.

## Hitting Records



## Pitching Records

### Wins

#### Career

1. Traci Eudaley, 1984-87 ..... 79
2. Debbie Schmelz, 1996-99 ..... 62
3. Alice Marler, 1990-92 ..... 59
4. Elaine Fisher, 2005-08 ..... 54
- Chris Engelhardt, 1996-99 ..... 54
6. Sara Reichert, 1994-97 ..... 51

#### Season

1. Alice Marler, 1991 ..... 30
2. Traci Eudaley, 1986 ..... 25
3. Traci Eudaley, 1987 ..... 23
4. Missy Sanges, 1989 ..... 20
5. Giana Zimmerman, 2009 ..... 19
- Elaine Fisher, 2008 ..... 19
- Debbie Schmelz, 1998 ..... 19

### Earned Run Average

#### Career

1. Traci Eudaley, 1984-87 ..... 0.43
2. Beth Russell, 1986-88 ..... 0.79
3. Missy Sanges, 1989-90 ..... 1.15
4. Alice Marler, 1990-92 ..... 1.22
5. Shelle Wadsworth, 1988-91 ..... 1.50

#### Season

1. Traci Eudaley, 1986 ..... 0.33
2. Traci Eudaley, 1985 ..... 0.37
3. Traci Eudaley, 1987 ..... 0.50
4. Traci Eudaley, 1984 ..... 0.59
5. Beth Russell, 1988 ..... 0.62

\* Minimum 200 innings

### Appearances

#### Career

1. Elaine Fisher, 2005-08 ..... 151
2. Traci Eudaley, 1984-87 ..... 127
3. Debbie Schmelz, 1996-99 ..... 117
4. Chris Engelhardt, 1996-99 ..... 103
5. Alice Marler, 1990-92 ..... 101

#### Season

1. Elaine Fisher, 2008 ..... 46
2. Elaine Fisher, 2007 ..... 43
- Alice Marler, 1991 ..... 43
4. Alora Marble, 2011 ..... 41
5. Taylor Cowan, 2013 ..... 39
- Amy Fahnestock, 2005 ..... 39

### Games Started

#### Career

1. Elaine Fisher, 2005-08 ..... 110
- Traci Eudaley, 1984-87 ..... 110
3. Debbie Schmelz, 1996-99 ..... 88
4. Alice Marler, 1990-92 ..... 84
5. Chris Engelhardt, 1996-99 ..... 77

#### Season

1. Alice Marler, 1991 ..... 38
2. Elaine Fisher, 2008 ..... 34
- Elaine Fisher, 2007 ..... 34
4. Taylor Cowan, 2013 ..... 33
5. Traci Eudaley, 1985 ..... 32
6. Alora Marble, 2012 ..... 31
- Traci Eudaley, 1986 ..... 31
8. Elaine Fisher, 2006 ..... 30
- Amy Fahnestock, 2005 ..... 30

### Complete Games

#### Career

1. Traci Eudaley, 1984-87 ..... 84
2. Elaine Fisher, 2005-08 ..... 78
3. Alice Marler, 1990-92 ..... 72
4. Debbie Schmelz, 1996-99 ..... 58
5. Amy Johannsen, 1992-95 ..... 56

#### Season

1. Alice Marler, 1991 ..... 34
2. Traci Eudaley, 1985 ..... 30
3. Traci Eudaley, 1987 ..... 27
- Traci Eudaley, 1986 ..... 27
5. Elaine Fisher, 2007 ..... 26
6. Elaine Fisher, 2006 ..... 25
- Shelle Wadsworth, 1989 ..... 25

### Shutouts

#### Career

1. Traci Eudaley, 1984-87 ..... 45
2. Debbie Schmelz, 1996-99 ..... 24
3. Beth Russell, 1986-88 ..... 23
4. Alice Marler, 1990-92 ..... 20
- Shelle Wadsworth, 1988-91 ..... 20
6. Elaine Fisher, 2005-08 ..... 18

#### Season

1. Traci Eudaley, 1986 ..... 17
2. Alice Marler, 1991 ..... 14
3. Traci Eudaley, 1987 ..... 12
4. Traci Eudaley, 1985 ..... 9
5. Beth Russell, 1988 ..... 8
- Beth Russell, 1987 ..... 8

### Innings Pitched

#### Career

1. Traci Eudaley, 1984-87 ..... 783.1
2. Elaine Fisher, 2005-08 ..... 750.0
3. Debbie Schmelz, 1996-99 ..... 601.0
- Alice Marler, 1990-92 ..... 601.0
5. Chris Engelhardt, 1996-99 ..... 479.1
6. Amy Johannsen, 1992-95 ..... 464.2

#### Season

1. Alice Marler, 1991 ..... 263.0
2. Elaine Fisher, 2008 ..... 234.1
3. Traci Eudaley, 1986 ..... 234.0
4. Elaine Fisher, 2007 ..... 227.0
5. Shelle Wadsworth, 1989 ..... 214.0

### Strikeouts

#### Career

1. Elaine Fisher, 2005-08 ..... 501
2. Traci Eudaley, 1984-87 ..... 471
3. Chris Engelhardt, 1996-99 ..... 370
4. Debbie Schmelz, 1996-99 ..... 330
5. Alice Marler, 1990-92 ..... 315

#### Season

1. Traci Eudaley, 1986 ..... 200
2. Giana Zimmerman, 2009 ..... 184
3. Elaine Fisher, 2008 ..... 160
4. Alice Marler, 1991 ..... 158
5. Elaine Fisher, 2006 ..... 156

#### Game

1. Giana Zimmerman, 2009 ..... 13

### Saves

#### Career

1. Elaine Fisher, 2005-08 ..... 7
2. Traci Eudaley, 1984-87 ..... 6
3. Debbie Schmelz, 1996-99 ..... 5
- Alice Marler, 1990-92 ..... 5
5. Shelle Wadsworth, 1988-91 ..... 4

### Consecutive Games Played

1. Renee Kertz, 2009-12 ..... 214
2. Amy Evers, 1993-96 ..... 213
3. Michelle Summers, 2005-08 ..... 208
4. Megan McDonald, 2005-08 ..... 207

### Longest Game

15 innings vs. Saint Louis, 4/8/93

\* Returning Player



Elaine Fisher is Southeast's career leader in appearances, starts, strikeouts and saves.



Debbie Schmelz ranks second all-time with 62 career wins.



Traci Eudaley owns six career pitching records.



# SOUTHEAST MISSOURI STATE UNIVERSITY

## At-Bats

Year	
1. 2011	1670
2. 2012	1539
3. 1989	1516
4. 1997	1492
5. 2005	1472
6. 1995	1465
7. 1986	1465
8. 1994	1446
9. 2000	1444
10. 2004	1424

## Doubles

Year	
1. 1998	89
2. 2000	80
3. 2006	77
4. 1995	74
5. 1997	70
6. 2005	69
7. 1996	68
8. 2011	67
9. 2004	67
10. 2008	66

## RBI

Year	
1. 1986	276
2. 2011	250
3. 1996	241
4. 1998	233
5. 1987	225
6. 2012	220
7. 1995	218
8. 1992	218
9. 1997	212
10. 1994	211

## Stolen Bases

Year	
1. 2012	68
2. 1998	60
3. 1987	55
4. 1992	54
5. 1990	54
6. 2011	53
7. 1993	53
8. 1989	52
9. 1985	51
10. 1997	50
1988	50

## Complete Games

Year	
1. 1994	50
2. 1989	49
3. 1995	45
4. 1987	44
5. 1991	43
1986	43
2001	43
8. 1992	40
1985	40
10. 1996	39

## Hits

Year	
1. 2011	484
2. 2012	434
3. 1986	431
4. 1997	430
5. 1996	422
6. 1998	415
7. 1994	414
8. 1989	409
9. 1995	406
10. 1987	388

## Triples

Year	
1. 1986	35
2. 1981	24
3. 1982	21
4. 1988	20
1993	20
6. 1997	19
7. 1994	18
1992	18
9. 1987	16
10. 2000	15

## Walks

Year	
1. 2010	159
2. 1995	153
3. 1994	151
4. 2009	146
5. 1982	140
6. 1985	139
7. 2011	133
8. 2005	128
2008	128
10. 2012	126

## Total Bases

Year	
1. 2011	668
2. 1998	613
3. 2007	598
4. 2012	589
5. 2006	579
2005	579
7. 1997	574
8. 1996	563
9. 1994	562
10. 1986	561

## Shutouts

Year	
1. 1986	25
2. 1996	21
3. 1987	20
4. 1991	17
5. 1988	14
1985	14
1984	14
8. 2000	13
1999	13
1997	13
1992	13

## Batting Average

Year	
1. 1996	.323
2. 1998	.302
3. 1987	.296
4. 1986	.294
5. 2011	.290
6. 1997	.288
7. 1994	.286
1999	.286
9. 2012	.282
10. 2007	.281

## Home Runs

Year	
1. 2007	57
2. 2006	43
3. 2008	40
4. 2005	38
5. 2011	33
6. 2013	32
7. 1998	29
8. 2012	27
9. 2009	21
10. 1997	19
1994	19

## Sacrifice Hits

Year	
1. 1994	138
2. 1991	127
3. 1992	105
4. 1986	94
5. 1987	91
6. 1995	88
7. 1993	87
8. 1989	84
9. 1997	69
10. 1985	57

## Wins

Year	
1. 1986	40
2. 1987	39
1996	39
4. 1991	38
1995	38
1998	38
7. 1989	37
8. 1994	36
9. 1992	35
10. 1997	33

## Innings Pitched

Year	
1. 2011	408.1
2. 1989	397.0
3. 1986	389.2
4. 1994	380.0
5. 2000	376.1
6. 2005	374.1
7. 2012	369.2
8. 1995	367.2
9. 1997	366.0
10. 2004	354.2

## Slugging Percentage

Year	
1. 2007	.454
2. 1998	.446
3. 1996	.430
4. 2006	.429
5. 2013	.409
6. 2008	.401
7. 2011	.400
8. 2005	.393
9. 1994	.389
10. 1997	.385

## Runs

Year	
1. 1998	277
2. 1986	276
3. 2011	275
4. 1994	270
5. 2012	269
6. 1996	261
7. 1995	259
8. 1992	242
9. 1997	239
10. 2006	225

## Hit By Pitch

Year	
1. 2011	29
2008	29
3. 2012	25
2010	25
5. 2013	24
2004	24
7. 2001	23
2003	23
9. 2005	22
10. 1995	19
2000	19

## Earned Run Average

Year	
1. 1986	0.50
2. 1985	0.58
3. 1987	0.69
4. 1984	0.73
5. 1988	0.78
6. 1991	0.79
7. 1996	1.13
8. 1983	1.33
9. 1990	1.36
10. 1999	1.38

## Strikeouts

Year	
1. 2009	273
2. 1986	260
3. 2006	254
4. 1996	230
5. 2011	223
6. 2005	218
7. 2008	210
8. 1995	208
9. 1991	189
10. 1987	186

\* 2013 Mark



## Coaching Records

Year	Head Coach	Record	Conference Record	Conference Finish	Postseason
1977	Marge Mates	6-6	-	-	-
1978	Marge Mates	7-8	-	-	-
1979	Marge Mates	9-9	-	-	-
1980	Marge Mates	21-18	-	-	-
1981	Marge Mates	22-14-1	-	-	-
Career Record		65-55-1 (.537)			

Year	Head Coach	Record	Conference Record	Conference Finish	Postseason
1982	Brenda Buckner	21-28 (.429)	3-1 / MIAA	-	-

Year	Head Coach	Record	Conference Record	Conference Finish	Postseason
1983	Lana Richmond	13-10	3-3 / MIAA	-	-
1984	Lana Richmond	25-8	8-2 / MIAA	-	-
1985	Lana Richmond	32-17	9-2 / MIAA	-	-
1986	Lana Richmond	40-16	13-5 / MIAA	-	NCAA South Regional
1987	Lana Richmond	39-13	9-3 / MIAA	-	NCAA Central Regional
1988	Lana Richmond	21-20	4-8 / MIAA	-	-
1989	Lana Richmond	37-21	6-2 / MIAA	-	NCAA South Regional
1990	Lana Richmond	28-21	5-5 / MIAA	-	-
1991	Lana Richmond	38-14	11-4 / MIAA	-	NCAA Final Four
NCAA Division II Totals		273-140 (.661)	68-34 (.667)	-	-

1992	Lana Richmond	35-18	-	-	-
1993	Lana Richmond	30-19	-	-	-
1994	Lana Richmond	36-22	17-9 / OVC	3rd	OVC Tournament Champions
1995	Lana Richmond	38-20	22-4 / OVC	1st*	-
1996	Lana Richmond	39-9	22-2 / OVC	1st*	OVC Tournament Champions
1997	Lana Richmond	33-23-1	20-5 / OVC	1st*	OVC Tournament Champions
1998	Lana Richmond	38-13-1	16-2 / OVC	1st*	OVC Tournament Champions
1999	Lana Richmond	31-17	16-2 / OVC	1st*	OVC Tournament Champions, NCAA Regional (Tucson, Ariz.)
2000	Lana Richmond	31-24	17-7 / OVC	3rd	-
2001	Lana Richmond	25-25	16-5 / OVC	2nd	-
2002	Lana Richmond	14-27	9-12 / OVC	5th	-
2003	Lana Richmond	18-29	11-9 / OVC	4th	-
2004	Lana Richmond	16-36	10-14 / OVC	6th	-
2005	Lana Richmond	27-28	13-14 / OVC	5th	-
2006	Lana Richmond	28-24	14-13 / OVC	5th	-
2007	Lana Richmond	20-29	11-16 / OVC	8th	-
2008	Lana Richmond	24-28	11-16 / OVC	8th	-
2009	Lana Richmond	29-21	16-8 / OVC	2nd	-
2010	Lana Richmond	17-31	6-17 / OVC	10th	-
2011	Lana Richmond	31-30	17-12 / OVC	5th	-
2012	Lana Richmond	25-30	13-16 / OVC	7th	-
2013	Lana Richmond	15-33	6-18 / OVC	10th	-
NCAA Division I Totals		600-536-2 (.527)	283-201 (.585)	-	-
Career Record		873-676-2 (.564)			

Head Coach	Record	Tenure
Marge Mates	65-55-1	5 Years (1977-81)
Brenda Buckner	21-28	1 Year (1982)
Lana Richmond	873-676-2	31 Years (1983-present)
All-Time Softball Record	959-759-3 (.558)	37 Years



Lana Richmond enters her 32nd season as Southeast's head coach in 2014.



Lana Richmond became the 42nd softball coach in NCAA history to reach the 800-win plateau when the Redhawks won their opening game of a doubleheader at SIU Edwardsville on Apr. 22, 2010.





# SOUTHEAST MISSOURI STATE UNIVERSITY



The 1991 Southeast Missouri softball team was inducted into the school's Athletic Hall of Fame on Dec. 9, 2011. That team won the MIAA Conference Championship and was the first in school history to advance to an NCAA Final Four. Southeast went 38-14 under head coach Lana Richmond. Team members include in above photo: Front Row (left to right) Jennifer Stoeckl, Kathy Knaup, Ginger Hagler, Cathy Retherford, Andria Gaines, Alice Marler, Karen Jackson. Back Row (left to right) Head Coach Lana Richmond, Teresa Tuschoff, Kim Staffey, Karen Hudson, Shelly Trieb, Robyn Horace, Robyn Sitzes, Carol Chilton, Kim Barker, Assistant Coach Judy Favor.



*1991 Softball Team*



# NCAA Division 1 Results

## 1992

**Overall:** 35-18

**Head Coach:** Lana Richmond

vs. Charleston Southern	W, 5-3
at Georgia State	W, 1-0
vs. North Carolina A&T	W, 10-0
vs. Valparaiso	L, 7-8
vs. Iowa State	W, 6-5
vs. Robert Morris	W, 8-0
vs. Illinois-Chicago	L, 2-3
vs. Maine	L, 0-2
vs. Temple	L, 0-3
vs. Robert Morris	W, 3-2
vs. Evansville	W, 6-3
vs. Temple	W, 3-2
vs. Boston College	L, 4-8
at Evansville	W, 7-4
at Evansville	W, 3-0
Missouri State	W, 7-4
Missouri State	L, 4-7
at UT Martin	L, 0-2
at UT Martin	W, 2-1
at Southern Illinois	L, 3-5
vs. Bradley	L, 1-2
vs. Evansville	W, 6-1
vs. Evansville	W, 3-0
at Saint Louis	W, 14-0
at Saint Louis	W, 7-0
at Tennessee Tech	L, 0-1
at Tennessee Tech	W, 3-1
Southern Illinois	W, 5-4
Southern Illinois	W, 6-5
Missouri-St. Louis	W, 7-3
Missouri-St. Louis	W, 5-0
vs. Texas A&M	L, 3-10
vs. Saint Louis	W, 1-0
at Missouri	L, 1-6
at Missouri	L, 1-3
vs. Saint Louis	W, 2-1
UT Martin	L, 4-5
UT Martin	W, 7-1
Evansville	W, 3-1
Evansville	W, 14-5
vs. Missouri	L, 7-10
vs. Missouri	L, 6-8
UT Martin	W, 5-0
Morehead State	W, 7-5
Tennessee Tech	W, 4-3
Austin Peay	W, 11-4
Tennessee Tech	W, 7-4
at Southern Illinois	L, 3-4
at Southern Illinois	L, 0-5
Austin Peay	W, 3-0
Austin Peay	W, 7-0
Saint Louis	W, 1-0
Saint Louis	W, 7-6

## 1993

**Overall:** 30-19

**Head Coach:** Lana Richmond

vs. Iowa State	W, 6-5
vs. Loyola (Ill.)	L, 2-4
vs. Temple	W, 7-2
vs. LaSalle	W, 13-4
vs. Illinois-Chicago	L, 0-3
vs. Maine	W, 3-2
vs. Valparaiso	L, 1-2
vs. Wisconsin-Green Bay	L, 2-6
vs. UNC Greensboro	L, 0-4
vs. Evansville	W, 3-0
at Austin Peay	L, 1-2
at Austin Peay	L, 2-3
at Tennessee Tech	L, 1-7
at Tennessee Tech	W, 1-0
vs. Evansville	W, 4-1
vs. Northern Iowa	L, 3-4
vs. Ball State	L, 1-2
Tennessee Tech	W, 2-1
Tennessee Tech	W, 9-4
at UT Martin	W, 7-0
Austin Peay	W, 2-1
Austin Peay	W, 10-6
Morehead State	W, 8-0
Morehead State	W, 6-5
Eastern Kentucky	W, 3-0
Eastern Kentucky	W, 9-1
Southern Illinois	L, 3-4
Southern Illinois	L, 5-7
at Saint Louis	L, 2-3
at Saint Louis	W, 9-2
at Morehead State	W, 4-3
at Morehead State	W, 8-4
at Eastern Kentucky	W, 7-0
at Eastern Kentucky	W, 6-0
Middle Tennessee	L, 1-3
Middle Tennessee	W, 2-1
Evansville	W, 3-1
Evansville	L, 2-3
Saint Louis	L, 2-8
Saint Louis	W, 3-0
UT Martin	W, 3-2
UT Martin	W, 4-3
vs. Morehead State	W, 2-1
vs. Tennessee Tech	W, 4-1
vs. Morehead State	W, 6-0
at Missouri State	L, 1-2
at Missouri State	L, 1-8
vs. Missouri	W, 8-5
vs. Missouri	L, 2-3

## 1994

**Overall:** 36-22

**OVC:** 17-9

**Head Coach:** Lana Richmond

3/6 vs. Illinois-Chicago	L, 0-7
3/6 vs. Detroit-Mercy	W, 7-2
3/7 vs. Temple	W, 4-1
3/7 vs. UNC-Greensboro	W, 2-1
3/9 vs. Maine	L, 1-3
3/9 vs. Valparaiso	L, 0-2
3/10 vs. Campbell	W, 2-1
3/10 vs. UNC-Wilmington	W, 8-0
3/11 vs. Radford	W, 7-3
3/11 vs. Loyola	W, 7-0
3/15 Saint Louis	W, 6-0
3/15 Saint Louis	W, 9-2
3/18 at Tennessee State*	W, 11-0
3/18 at Tennessee State*	W, 12-1
3/19 at Tennessee Tech*	L, 3-4
3/19 at Tennessee Tech*	L, 1-2
3/20 at Middle Tennessee*	W, 3-2
3/20 at Middle Tennessee*	W, 6-1
3/22 at UT Martin*	W, 8-0
3/22 at UT Martin*	L, 5-6
3/25 vs. Tennessee Tech	W, 5-2
3/25 vs. Northern Iowa	W, 7-2
3/26 vs. Evansville	L, 1-2
3/27 Tennessee Tech*	L, 0-2
3/27 Tennessee Tech*	L, 3-5
3/30 Austin Peay*	W, 5-0
3/30 Austin Peay*	W, 6-2
4/1 Morehead State*	W, 3-2
4/1 Morehead State*	W, 9-1
4/2 Middle Tennessee*	L, 1-2
4/2 Middle Tennessee*	L, 0-2 (8)
4/3 Eastern Kentucky*	W, 2-1
4/3 Eastern Kentucky*	W, 3-2
4/7 at Southern Illinois	L, 3-6
4/7 at Southern Illinois	L, 5-10
4/9 at Morehead State*	W, 11-5
4/9 at Morehead State*	L, 7-8
4/13 Tennessee State*	W, 18-0
4/13 Tennessee State*	W, 9-1
4/14 at Austin Peay*	W, 3-2 (10)
4/14 at Austin Peay*	W, 6-2
4/15 vs. Louisiana Tech	L, 1-3
4/15 vs. East Carolina	L, 0-3
4/16 vs. George Mason	W, 5-0
4/16 vs. UNC-Charlotte	L, 1-2 (11)
4/17 vs. SW Louisiana	L, 1-2 (10)
4/19 UT Martin*	W, 2-0
4/19 UT Martin*	L, 0-2
4/23 vs. Austin Peay	W, 3-0
4/24 vs. Morehead State	W, 12-0
4/24 vs. Eastern Kentucky	W, 9-2
4/24 vs. Middle Tennessee	W, 3-2 (8)
4/26 at Saint Louis	W, 9-0
4/26 at Saint Louis	W, 9-4
5/2 Missouri State	L, 0-3
5/2 Missouri State	L, 0-2
5/3 at Missouri	L, 0-2
5/3 at Missouri	W, 6-5

## 1995

**Overall:** 38-20

**OVC:** 22-4

**Head Coach:** Lana Richmond

3/5 vs. Creighton	L, 3-4
3/7 vs. Temple	W, 6-3
3/7 vs. Loyola (Ill.)	W, 9-8
3/8 vs. Maine	W, 3-1
3/8 vs. Detroit-Mercy	W, 3-0
3/9 vs. Florida Atlantic	W, 8-0
3/9 vs. UNC-Greensboro	W, 10-9
3/10 vs. Loyola (Ill.)	L, 1-6
3/10 vs. Creighton	L, 1-7
3/14 Austin Peay*	W, 4-1
3/14 Austin Peay*	W, 3-0
3/17 at Middle Tennessee*	L, 1-2
3/17 at Middle Tennessee*	W, 3-0
3/18 at Tennessee State*	W, 7-1
3/18 at Tennessee State*	W, 16-1
3/22 at UT Martin*	W, 3-0
3/22 at UT Martin*	W, 2-1
3/24 vs. Eastern Illinois	W, 3-2
3/24 at Southern Illinois	L, 2-3 (10)
3/25 vs. Northern Iowa	W, 5-1
3/25 vs. Tennessee Tech	W, 4-1
3/25 vs. Evansville	L, 1-3
3/26 Tennessee Tech*	W, 3-2
3/26 Tennessee Tech*	W, 11-5
3/28 at Evansville	L, 2-6
3/28 at Evansville	L, 3-5
3/30 at Southern Illinois	L, 3-11
3/30 at Southern Illinois	L, 4-9
4/2 Tennessee State*	W, 10-0
4/2 Tennessee State*	W, 10-2
4/4 at Austin Peay*	W, 8-4
4/4 at Austin Peay*	W, 9-1
4/6 Saint Louis	W, 14-1
4/6 Saint Louis	W, 10-0
4/8 Morehead State*	W, 10-1
4/8 Morehead State*	W, 3-0
4/9 at Eastern Kentucky*	W, 4-3
4/9 at Eastern Kentucky*	W, 5-2
4/10 at Tennessee Tech*	L, 1-3
4/10 at Tennessee Tech*	W, 3-1
4/14 vs. Georgia Tech	W, 2-1
4/14 vs. SW Louisiana	L, 1-6
4/14 vs. Furman	W, 6-1
4/15 vs. George Mason	W, 3-0
4/15 vs. Samford	L, 2-6 (8)
4/15 vs. Middle Tennessee	W, 3-2 (8)
4/16 vs. Nicholls State	L, 10-0
4/21 Morehead State*	W, 4-3 (9)
4/21 Morehead State*	W, 11-0
4/22 Middle Tennessee*	W, 3-0
4/22 Middle Tennessee*	L, 0-1
4/25 UT Martin*	L, 4-6
4/25 UT Martin*	W, 3-1
4/28 vs. Eastern Kentucky	W, 3-2
4/29 vs. Tennessee Tech	L, 2-8
4/29 vs. Eastern Kentucky	L, 0-2
5/2 at Missouri	L, 0-12
5/2 at Missouri	L, 1-2



# SOUTHEAST MISSOURI STATE UNIVERSITY

## 1996

**Overall:** 39-9

**OVC:** 22-2

**Head Coach:** Lana Richmond

3/10	vs. UT Martin	W, 5-0
3/10	vs. Fairfield	W, 5-0
3/12	vs. Maine	W, 9-2
3/12	vs. Wis.-Green Bay	W, 2-0
3/14	vs. Providence	W, 2-1
3/14	vs. Wis.-Green Bay	W, 2-0
3/15	vs. Creighton	W, 7-4
3/15	vs. Fairfield	W, 12-2
3/23	at Middle Tennessee*	W, 4-3
3/23	at Middle Tennessee*	W, 6-2
3/24	Tennessee Tech*	W, 2-0
3/27	Evansville	W, 8-3
3/27	Evansville	W, 2-0
4/2	Austin Peay*	W, 3-0
4/2	Austin Peay*	W, 5-2
4/5	Tennessee State*	W, 7-1
4/5	Tennessee State*	W, 15-0
4/5	Tennessee State*	W, 8-0
4/8	at Saint Louis	W, 8-0
4/8	at Saint Louis	W, 6-0
4/10	at UT Martin*	W, 5-3
4/10	at UT Martin*	W, 7-0
4/12	Eastern Kentucky*	W, 3-0
4/12	Eastern Kentucky*	W, 3-1
4/13	Middle Tennessee*	W, 10-2
4/13	Middle Tennessee*	W, 8-3
4/14	Morehead State*	W, 6-0
4/14	Morehead State*	W, 8-0
4/16	UT Martin*	W, 7-0
4/16	UT Martin*	W, 11-1
4/18	at Austin Peay*	W, 9-0
4/18	at Austin Peay*	W, 13-0
4/20	vs. UT-Chattanooga	L, 1-3
4/24	vs. Missouri	L, 2-4
4/24	vs. Missouri	L, 1-4
4/27	at Morehead State*	W, 8-1
4/27	at Morehead State*	L, 1-4
4/28	at Eastern Kentucky*	W, 6-0
4/28	at Eastern Kentucky*	L, 2-4
5/1	Southern Illinois	L, 0-3
5/1	Southern Illinois	W, 8-1
5/4	vs. Tennessee State	W, 8-0
5/4	vs. UT Martin	W, 1-0
5/5	vs. Middle Tennessee	W, 3-1
5/5	vs. Tennessee Tech	L, 3-4 (10)
5/5	vs. Tennessee Tech	W, 5-1
5/10	vs. Troy	L, 0-3
5/10	vs. Troy	L, 0-1 (11)

## 1997

**Overall:** 33-23-1

**OVC:** 20-5

**Head Coach:** Lana Richmond

3/1	vs. Evansville	L, 0-1
3/1	vs. Southern Illinois	L, 0-8
3/2	vs. Indiana	L, 3-7
3/2	vs. Western Illinois	T, 3-3
3/8	at Eastern Illinois	L, 2-3
3/8	at Eastern Illinois	L, 2-5
3/13	vs. Creighton	W, 5-4
3/14	vs. Illinois State	L, 0-3
3/14	vs. Cal-Berkeley	L, 0-1
3/15	vs. Hawaii	L, 6-9
3/16	vs. Illinois State	W, 4-0
3/16	vs. Creighton	L, 0-1
3/21	vs. Southern Illinois	W, 5-3
3/21	vs. Southern Illinois	L, 2-4
3/22	vs. Northern Iowa	W, 1-0
3/22	vs. Saint Louis	W, 7-4
3/26	UT Martin*	W, 4-0
3/26	UT Martin*	W, 7-2
3/29	at Tennessee Tech*	L, 1-2
3/29	at Tennessee Tech*	W, 7-1
3/30	at Eastern Kentucky*	W, 15-2
3/31	at Morehead State*	W, 11-0
3/31	at Morehead State*	W, 6-0
4/3	at Evansville	W, 7-0
4/3	at Evansville	W, 7-2
4/5	Middle Tennessee*	W, 10-3
4/5	Middle Tennessee*	W, 3-2
4/6	Tennessee State*	W, 11-1
4/9	at Southern Illinois	L, 1-3
4/9	at Southern Illinois	L, 2-9
4/12	Morehead State*	W, 10-1
4/12	Morehead State*	W, 8-0
4/13	Eastern Kentucky*	W, 9-1
4/13	Eastern Kentucky*	W, 2-0
4/14	Tennessee Tech*	W, 5-1
4/14	Tennessee Tech*	W, 3-0
4/15	at Missouri	L, 7-10
4/15	at Missouri	L, 0-4
4/19	at Austin Peay*	W, 7-1
4/19	at Austin Peay*	W, 3-1
4/20	at Middle Tennessee*	W, 3-0
4/20	at Middle Tennessee*	W, 5-2
4/26	Eastern Illinois*	W, 3-2
4/26	Eastern Illinois*	W, 0-2
4/29	at Missouri State	L, 4-8
4/29	at Missouri State	L, 0-1
4/30	Saint Louis	W, 9-0
4/30	Saint Louis	W, 7-0
5/3	Austin Peay	W, 2-1
5/3	UT Martin	W, 2-1
5/4	Tennessee Tech	W, 2-0
5/4	Eastern Illinois	L, 1-5
5/4	Eastern Illinois	W, 12-2
5/8	at DePaul	L, 1-9
5/8	at DePaul	L, 3-5

## 1998

**Overall:** 38-13-1

**OVC:** 16-2

**Head Coach:** Lana Richmond

2/28	vs. Bradley	W, 9-1
2/28	vs. Kentucky	W, 9-6
3/1	at Southern Illinois	L, 0-3
3/1	vs. Northern Illinois	L, 3-10
3/8	Northern Iowa	W, 6-4
3/8	Northern Iowa	W, 6-5
3/15	vs. East Carolina	L, 0-2
3/23	vs. Colgate	W, 3-1
3/16	vs. Fordham	W, 5-0
3/16	vs. Wis.-Green Bay	W, 6-2
3/17	vs. Yale	W, 6-1
3/17	vs. Manhattan	W, 13-2
3/20	vs. Liberty	W, 8-0
3/23	Northwestern	L, 2-6
3/23	Northwestern	W, 3-1
3/24	Southern Illinois	L, 3-4
3/24	Southern Illinois	T, 3-3
3/25	at Saint Louis	W, 5-2
3/25	at Saint Louis	W, 12-1
3/27	vs. Northern Iowa	W, 3-1
3/27	vs. Saint Louis	W, 10-1
3/28	at Southern Illinois	W, 3-2
3/28	vs. UT Martin	W, 2-0
4/1	at Austin Peay*	W, 9-1
4/1	at Austin Peay*	W, 6-5
4/4	Tennessee Tech*	W, 2-0
4/4	Tennessee Tech*	W, 3-2
4/5	Tennessee State*	W, 8-0
4/5	Tennessee State*	W, 11-0
4/6	Middle Tennessee*	W, 5-0
4/6	Middle Tennessee*	W, 4-1
4/8	Eastern Illinois*	W, 10-2
4/8	Eastern Illinois*	W, 4-2
4/9	Evansville	L, 4-5
4/9	Evansville	L, 2-8
4/14	UT Martin*	W, 8-0
4/14	UT Martin*	L, 0-2
4/16	at Missouri	L, 2-8
4/16	at Missouri	W, 4-0
4/18	at Morehead State*	W, 6-0
4/18	at Morehead State*	W, 6-2
4/21	Austin Peay*	W, 2-1
4/21	Austin Peay*	W, 9-1
4/24	at Eastern Illinois*	L, 0-4
4/24	at Eastern Illinois*	W, 6-0
5/2	Austin Peay	W, 8-2
5/3	vs. Tennessee Tech	W, 8-2
5/4	Eastern Illinois	W, 3-2
5/4	Eastern Illinois	L, 1-2
5/4	vs. Eastern Illinois	W, 13-4
5/7	DePaul	L, 5-7
5/7	vs. DePaul	L, 2-6

## 1999

**Overall:** 31-17

**OVC:** 16-2

**Head Coach:** Lana Richmond

3/4	at Evansville	L, 4-7
3/4	at Evansville	L, 0-4
3/6	Northern Iowa	L, 2-3
3/7	Harvard	W, 5-1
3/15	vs. Indiana State	W, 1-0
3/15	vs. Indiana State	W, 12-4
3/16	at Sacramento State	L, 0-1
3/16	at Sacramento State	L, 1-6
3/18	vs. Nebraska	L, 1-10
3/18	vs. San Jose State	L, 4-5
3/19	vs. Oregon	L, 2-9
3/19	vs. Kansas	L, 0-7
3/20	vs. Sacramento State	W, 2-1
3/20	vs. Portland State	W, 9-1
3/21	vs. Ohio	L, 0-2
3/24	Saint Louis	W, 6-2
3/24	Saint Louis	W, 11-0
3/26	vs. Eastern Illinois	W, 2-0
3/26	vs. Saint Louis	W, 5-0
3/27	vs. Northern Iowa	L, 1-3
3/27	vs. Southern Illinois	W, 5-4
3/30	at Austin Peay*	W, 4-0
3/30	at Austin Peay*	W, 3-0
4/1	Eastern Illinois*	W, 5-2
4/1	Eastern Illinois*	W, 3-2
4/6	UT Martin*	W, 8-0
4/6	UT Martin*	W, 12-5
4/7	at Southern Illinois	L, 4-7
4/7	at Southern Illinois	L, 1-9
4/10	at Tennessee State*	W, 9-0
4/10	at Tennessee State*	W, 11-3
4/11	at Tennessee Tech*	L, 0-3
4/11	at Tennessee Tech*	W, 6-2
4/12	at Middle Tennessee*	W, 2-1
4/12	at Middle Tennessee*	W, 4-1
4/17	Morehead State*	W, 1-0
4/17	Morehead State*	W, 3-0
4/18	Eastern Kentucky*	W, 4-3
4/18	Eastern Kentucky*	W, 4-3
4/21	at Eastern Illinois*	L, 0-1
4/21	at Eastern Illinois*	W, 1-0
5/1	vs. UT Martin	W, 5-0
5/1	vs. Tennessee Tech	W, 5-2
5/2	vs. Middle Tennessee	W, 9-0
5/2	vs. Eastern Illinois	W, 7-1
5/20	vs. Kansas	L, 1-5
5/21	vs. East Carolina	W, 2-1
5/22	vs. Kansas	L, 1-3



## NCAA Division 1 Results

### 2000

**Overall:** 31-24

**OVC:** 17-7

**Head Coach:** Lana Richmond

3/4	vs. Northern Iowa	W, 4-1
3/4	vs. Missouri State	L, 2-3
3/5	Bradley	W, 5-2
3/5	Creighton	L, 0-1
3/5	Iowa State	L, 1-5
3/9	Loyola-Chicago	L, 1-3
3/9	Loyola-Chicago	W, 2-0
3/13	at Saint Louis	W, 10-3
3/13	at Saint Louis	W, 5-3
3/16	vs. Utah	L, 5-16
3/17	vs. Nebraska	L, 2-7
3/17	vs. Louisville	W, 4-3
3/17	vs. Sacramento State	L, 2-3
3/18	vs. Sacramento State	L, 2-6
3/18	vs. Texas A&M CC	W, 17, 14
3/19	vs. Utah State	L, 1-2
3/24	vs. Western Kentucky	L, 8-1
3/24	vs. Northern Iowa	L, 8-9
3/25	vs. Syracuse	L, 1-3
3/25	vs. Southern Illinois	L, 0-1
3/28	at Austin Peay*	W, 4-3
4/1	Tennessee Tech*	W, 3-2
4/1	Tennessee Tech*	W, 6-0
4/2	Tennessee Tech*	L, 2-5
4/5	Southern Illinois	L, 0-8
4/5	Southern Illinois	L, 1-8
4/8	Eastern Kentucky*	L, 1-7
4/8	Eastern Kentucky*	L, 0-2
4/9	Eastern Kentucky*	W, 9-3
4/11	UT Martin*	L, 0-3
4/11	UT Martin*	W, 4-0
4/14	at Tennessee State*	W, 8-0
4/15	at Middle Tennessee*	W, 4-2
4/15	at Middle Tennessee*	L, 1-2
4/16	at Middle Tennessee*	W, 1-0
4/18	Eastern Illinois	W, 6-1
4/18	Eastern Illinois	L, 1-5
4/20	vs. Missouri	W, 5-0
4/22	Austin Peay*	W, 8-0
4/22	Austin Peay*	W, 1-0
4/26	vs. Southwest Missouri	W, 4-3
4/26	vs. Southwest Missouri	L, 1-3
4/29	at Morehead State*	W, 5-0
4/29	at Morehead State*	L, 1-6
4/30	at Morehead State*	W, 2-0
5/2	at UT Martin*	W, 8-2
5/2	at UT Martin*	W, 1-0
5/4	at Eastern Illinois*	W, 3-0
5/7	Tennessee State*	W, 11-3
5/7	Tennessee State*	W, 12-0
5/11	vs. Morehead State	W, 4-3
5/11	vs. Eastern Illinois	W, 3-2
5/12	at Middle Tennessee	L, 1-3
5/12	vs. Tennessee Tech	W, 2-1
5/12	at Middle Tennessee	L, 1-3

### 2001

**Overall:** 25-25

**OVC:** 16-5

**Head Coach:** Lana Richmond

3/2	Missouri State	L, 1-10
3/3	Illinois-Chicago	L, 0-6
3/3	vs. Western Kentucky	L, 1-10
3/6	Mississippi	L, 0-8
3/6	Mississippi	L, 0-8
3/9	vs. Indiana	W, 8-0
3/10	vs. Louisville	L, 2-7
3/10	vs. Kentucky	W, 1-0
3/11	vs. Kent State	L, 0-2
3/11	vs. Akron	W, 6-0
3/20	at Southern Illinois	L, 0-5
3/20	at Southern Illinois	W, 4-0
3/21	at Mississippi	W, 4-2
3/21	at Mississippi	L, 0-8
3/23	vs. #21 Wisconsin	L, 0-9
3/23	vs. #3 California	L, 4-5
3/24	vs. Mercer	W, 2-1
3/24	vs. Harvard	L, 3-4
3/28	Austin Peay*	W, 8-0
3/28	Austin Peay*	W, 11-4
3/30	at Tennessee State*	W, 12-3
3/31	at Tennessee Tech*	L, 4-5
3/31	at Tennessee Tech*	L, 1-5
4/1	at Tennessee Tech*	W, 5-2
4/5	at Eastern Illinois*	L, 1-3
4/5	at Eastern Illinois*	W, 3-0
4/10	UT Martin*	W, 2-0
4/10	UT Martin*	W, 11-3
4/12	Eastern Illinois*	W, 7-3
4/13	Tennessee State*	W, 7-4
4/13	Tennessee State*	W, 9-1
4/14	Middle Tennessee	L, 0-4
4/14	Middle Tennessee	L, 0-4
4/16	Southern Illinois	L, 0-11
4/18	Saint Louis	L, 1-2
4/18	Saint Louis	W, 11-3
4/21	at Eastern Kentucky*	W, 2-1
4/21	at Eastern Kentucky*	W, 6-4
4/22	at Eastern Kentucky*	L, 1-2
4/24	Missouri	L, 1-2
4/24	Missouri	L, 1-5
4/25	at UT Martin*	W, 3-2
4/25	at UT Martin	W, 5-2
4/28	Morehead State*	W, 4-2
4/28	Morehead State*	W, 9-3
4/29	Morehead State*	W, 6-4
5/1	at Austin Peay*	L, 0-1
5/4	vs. Eastern Kentucky	L, 0-2
5/4	vs. Tennessee State	W, 1-0
5/5	vs. Eastern Illinois	L, 0-1

### 2002

**Overall:** 14-27

**OVC:** 9-12

**Head Coach:** Lana Richmond

3/1	Mississippi	L, 3-5
3/1	Mississippi	L, 1-4
3/5	at Southern Illinois	L, 0-1
3/5	at Southern Illinois	L, 1-7
3/7	Loyola-Chicago	L, 2-6
3/7	Loyola-Chicago	L, 3-8
3/11	Indiana State	W, 6-2
3/15	vs. Pittsburgh	L, 4-5
3/15	vs. Jacksonville State	L, 1-3
3/16	vs. Birmingham So.	L, 1-7
3/16	vs. Gardner-Webb	W, 8-1
3/19	at College of Charleston	W, 6-2
3/19	at College of Charleston	L, 1-3
3/23	Eastern Kentucky*	L, 2-3
3/23	Eastern Kentucky*	L, 1-2
3/24	Eastern Kentucky*	L, 1-7
3/29	at Tennessee State*	L, 6-7 (9)
3/29	at Tennessee State*	W, 15-7
4/1	at Tennessee State*	W, 9-3
4/3	at Missouri	L, 2-10
4/3	at Missouri	L, 0-12
4/6	Austin Peay*	W, 3-2
4/6	Austin Peay*	W, 4-1
4/7	Austin Peay*	L, 5-6
4/9	Eastern Illinois*	L, 4-5
4/9	Eastern Illinois*	L, 0-6
4/13	Tennessee Tech*	W, 2-0
4/13	Tennessee Tech*	L, 2-3
4/14	Tennessee Tech*	L, 0-7
4/16	at UT Martin*	W, 3-2
4/16	at UT Martin*	L, 1-2
4/18	at Eastern Illinois*	W, 4-0
4/20	at Morehead State*	W, 7-5
4/20	at Morehead State*	W, 9-3
4/21	at Morehead State*	L, 0-3
4/24	Southern Illinois	L, 1-3
4/27	UT Martin*	L, 1-5
4/27	UT Martin	W, 5-1
5/3	vs. Austin Peay	W, 5-3
5/3	at Eastern Kentucky	L, 0-7
5/4	vs. UT Martin	L, 1-4 (8)

### 2003

**Overall:** 18-29

**OVC:** 11-9

**Head Coach:** Lana Richmond

3/4	at Lipscomb	W, 6-0
3/4	at Lipscomb	L, 5-6
3/5	at Evansville	L, 1-3
3/5	at Evansville	L, 0-6
3/7	Siena	W, 8-1
3/8	Middle Tennessee	L, 0-6
3/9	Lipscomb	W, 17-8
3/9	Missouri State	L, 1-8
3/14	vs. UNC Greensboro	L, 2-8
3/14	vs. Toledo	L, 2-4
3/16	at Winthrop	L, 1-4
3/17	vs. Marshall	L, 2-5
3/17	vs. Marshall	W, 5-4
3/20	vs. Middle Tennessee	L, 0-5
3/20	vs. Middle Tennessee	L, 0-10
3/26	Southern Illinois	L, 1-5
3/26	Southern Illinois	L, 3-9
3/29	Tennessee State*	W, 4-0
3/29	Tennessee State*	W, 4-3
3/30	Tennessee State*	L, 4-10
4/2	Missouri	L, 0-9
4/2	Missouri	L, 0-9
4/5	at Austin Peay*	W, 5-0
4/5	at Austin Peay*	L, 1-2
4/9	at Eastern Illinois*	L, 0-1
4/9	at Eastern Illinois*	W, 7-6
4/12	at Tennessee Tech*	L, 3-4
4/12	at Tennessee Tech*	W, 4-2
4/13	at Tennessee Tech*	L, 3-7
4/16	at Missouri State	L, 0-8
4/18	Morehead State*	W, 7-4
4/18	Morehead State*	W, 6-3
4/19	Morehead State*	L, 4-7
4/23	Eastern Illinois*	W, 6-5
4/26	UT Martin*	W, 3-0
4/26	UT Martin*	W, 5-4
4/27	at UT Martin*	L, 1-5
4/29	Saint Louis	L, 2-4
5/3	at Eastern Kentucky*	W, 4-0
5/3	at Eastern Kentucky*	L, 1-4
5/4	at Eastern Kentucky*	L, 0-3
5/8	vs. Austin Peay	W, 5-4
5/8	at Tennessee Tech	L, 0-4
5/9	vs. UT Martin	W, 4-3
5/9	vs. Eastern Illinois	W, 4-2
5/9	vs. Eastern Kentucky	L, 2-7



# SOUTHEAST MISSOURI STATE UNIVERSITY

## 2004

**Overall:** 16-36

**OVC:** 10-14

**Head Coach:** Lana Richmond

3/5	vs. Belmont!	W, 4-2
3/6	at Western Kentucky	L, 0-10
3/7	vs. Illinois State	L, 7-9
3/7	vs. Belmont	L, 3-6
3/9	at Belmont	W, 6-1
3/9	at Belmont	L, 1-4
3/12	Missouri State	L, 3-5
3/13	Iowa State	W, 8-4
3/13	Valparaiso	L, 5-6
3/14	Indiana State	L, 1-3
3/14	Bradley	W, 8-6
3/17	vs. Rider	L, 1-2
3/17	vs. Iona	L, 1-2
3/18	vs. Cleveland State	L, 0-3
3/18	vs. Colorado State	L, 1-7
3/19	vs. Vermont	W, 2-1
3/19	vs. Colgate	L, 1-4
3/20	vs. Cornell	L, 1-4
3/20	vs. Fordham	L, 1-5
3/23	Evansville	L, 2-9
3/23	Evansville	L, 2-9
3/25	at Southern Illinois	L, 0-3
3/25	at Southern Illinois	L, 1-3
3/30	at Saint Louis	L, 1-2
3/30	at Saint Louis	L, 4-6
4/1	Eastern Illinois*	L, 1-4
4/1	Eastern Illinois*	W, 3-2
4/3	Tennessee State*	W, 9-1
4/3	Tennessee State*	W, 8-0
4/4	Tennessee State*	W, 3-0
4/7	Austin Peay*	L, 2-5
4/7	Austin Peay*	W, 8-0
4/9	at Tennessee Tech*	L, 1-3
4/9	at Tennessee Tech*	L, 0-7
4/10	at Tennessee Tech*	W, 3-1
4/17	Jacksonville State*	L, 5-6
4/17	Jacksonville State*	L, 3-6
4/18	Jacksonville State*	L, 5-9
4/24	at Morehead State*	W, 3-1
4/24	at Morehead State*	L, 3-4
4/25	at Morehead State*	W, 4-1
4/27	UT Martin*	W, 5-4
4/27	UT Martin*	L, 2-3
5/2	Eastern Kentucky*	L, 0-3
5/2	Eastern Kentucky*	L, 1-3
5/5	at Eastern Illinois*	W, 2-1
5/8	at Samford*	L, 0-2
5/8	at Samford*	L, 0-2
5/9	at Samford*	L, 2-3
5/13	vs. Tennessee Tech	W, 3-0
5/13	vs. UT Martin	L, 6-9
5/14	vs. Jacksonville State	L, 4-5

## 2005

**Overall:** 27-28

**OVC:** 13-14

**Head Coach:** Lana Richmond

3/5	vs. Missouri	L, 0-8
3/5	UMKC	W, 5-2
3/6	vs. Missouri	L, 2-6
3/6	vs. Missouri State	L, 5-7
3/8	Lipscomb	L, 4-5
3/8	Lipscomb	L, 3-7
3/12	vs. St. Peter's	W, 4-0
3/12	vs. Sacred Heart	W, 9-0
3/13	vs. Colgate	W, 4-3
3/13	vs. Cleveland State	W, 4-1
3/14	vs. Columbia	L, 4-5
3/15	vs. Northern Colorado	W, 5-1
3/15	vs. George Washington	W, 1-0
3/16	vs. George Mason	W, 5-0
3/16	vs. Yale	W, 3-0
3/19	at UT Martin*	L, 2-5
3/19	at UT Martin*	L, 0-2
3/20	at UT Martin*	W, 6-3
3/22	Wright State	W, 10-6
3/23	Belmont	W, 7-5
3/23	Belmont	L, 4-5
3/25	at Morehead State*	W, 7-2
3/25	at Morehead State*	L, 5-8
3/26	at Morehead State*	W, 3-1
3/29	at Evansville	L, 0-9
3/29	at Evansville	L, 2-3
4/2	at Tennessee State*	W, 9-1
4/3	at Tennessee State*	L, 1-3
4/3	at Tennessee State*	W, 14-0
4/6	Southern Illinois	L, 1-4
4/6	Southern Illinois	L, 0-1
4/9	Eastern Kentucky*	W, 3-1
4/9	Eastern Kentucky*	W, 8-0
4/10	Eastern Kentucky*	W, 3-2
4/14	Saint Louis	L, 3-7
4/14	Saint Louis	W, 8-3
4/16	Samford*	W, 7-0
4/16	Samford*	W, 2-1
4/17	Samford*	L, 3-4
4/20	at Eastern Illinois*	L, 6-7
4/20	at Eastern Illinois*	L, 1-4
4/23	Tennessee Tech*	L, 3-6
4/24	Tennessee Tech*	L, 2-3
4/24	Tennessee Tech*	L, 1-5
4/27	at Jacksonville State*	L, 0-5
4/27	at Jacksonville State*	L, 2-7
4/28	at Jacksonville State*	L, 0-4
5/6	Eastern Illinois*	W, 3-1
5/7	Austin Peay*	W, 5-1
5/7	Austin Peay*	W, 4-0
5/8	Austin Peay*	L, 2-4
5/12	vs. UT Martin	L, 2-3
5/13	vs. Samford	W, 6-5
5/13	vs. UT Martin	W, 4-1
5/14	at Jacksonville State	L, 4-6

## 2006

**Overall:** 28-24

**OVC:** 14-13

**Head Coach:** Lana Richmond

2/24	vs. Alcorn State	W, 5-0
2/24	at Mississippi State	L, 2-5
2/26	vs. Northwestern State	W, 12-7
2/26	at Mississippi State	L, 0-3
3/3	at Missouri State	L, 1-2
3/3	vs. Missouri	L, 1-7
3/4	vs. Saint Louis	W, 8-4
3/4	vs. UMKC	W, 4-0
3/7	at Southern Illinois	L, 0-4
3/7	at Southern Illinois	L, 4-8
3/11	IUPUI	W, 18-7
3/11	Lipscomb	L, 2-3
3/12	Northern Iowa	W, 9-3
3/12	Northern Iowa	W, 5-4
3/18	at Austin Peay*	W, 4-2
3/18	at Austin Peay*	W, 4-1
3/19	at Austin Peay*	W, 5-2
3/22	at Middle Tennessee	W, 11-0
3/22	at Middle Tennessee	W, 12-3
3/23	at Memphis	W, 2-1
3/23	at Memphis	L, 2-3
3/25	UT Martin*	L, 1-2
3/25	UT Martin*	W, 2-1
3/26	UT Martin*	W, 3-1
3/29	Evansville	W, 4-2
3/29	Evansville	W, 10-1
4/1	Morehead State*	W, 8-0
4/1	Morehead State*	W, 9-1
4/2	Morehead State*	W, 4-0
4/4	at Saint Louis	L, 0-3
4/4	at Saint Louis	W, 9-0
4/8	Tennessee State*	W, 6-4
4/8	Tennessee State*	W, 1-0
4/9	Tennessee State*	W, 15-2
4/14	at Eastern Kentucky*	W, 3-1
4/14	at Eastern Kentucky*	L, 1-15
4/15	at Eastern Kentucky*	L, 1-4
4/18	Eastern Illinois*	W, 11-1
4/18	Eastern Illinois*	W, 10-5
4/21	at Samford*	L, 0-1
4/22	at Samford*	L, 1-2
4/22	at Samford*	L, 1-2
4/29	at Tennessee Tech*	L, 0-1
4/29	at Tennessee Tech*	L, 1-9
4/30	at Tennessee Tech*	L, 1-2
5/3	at Eastern Illinois*	L, 1-7
5/6	Jacksonville State*	L, 2-3
5/6	Jacksonville State*	L, 3-5
5/7	Jacksonville State*	L, 3-10
5/11	vs. UT Martin	W, 3-0
5/11	at Tennessee Tech	L, 0-8
5/12	vs. Eastern Kentucky	L, 0-3

## 2007

**Overall:** 20-29

**OVC:** 11-16

**Head Coach:** Lana Richmond

2/23	Alabama A&M	W, 8-0
2/23	at Memphis	L, 1-2
2/25	vs. Evansville	L, 2-3
2/25	vs. Central Arkansas	W, 11-1
3/4	vs. Missouri State	L, 4-10
3/4	vs. UMKC	L, 0-6
3/9	Belmont	W, 9-0
3/10	Belmont	L, 0-4
3/10	Bradley	L, 2-3
3/11	Illinois State	L, 0-7
3/11	IUPUI	W, 9-0
3/17	Samford*	W, 3-1
3/17	Samford*	L, 2-10
3/18	Samford*	W, 9-1
3/19	at Western Kentucky	L, 1-3
3/19	at Western Kentucky	L, 8-10
3/20	at Middle Tennessee	L, 2-3
3/21	at Mississippi	L, 2-12
3/21	at Mississippi	W, 7-3
3/24	at Tennessee State*	L, 3-4
3/24	at Tennessee State*	L, 0-2
3/25	at Tennessee State*	W, 1-0
3/28	at Evansville	W, 5-3
3/28	at Evansville	L, 6-7
3/31	Eastern Kentucky*	L, 9-10
4/1	Eastern Kentucky*	L, 3-12
4/1	Eastern Kentucky*	W, 3-2
4/6	at Jacksonville State*	L, 3-6
4/6	at Jacksonville State*	L, 4-9
4/7	at Jacksonville State*	L, 3-11
4/11	at Eastern Illinois*	L, 7-11
4/11	at Eastern Illinois*	L, 2-3
4/14	Austin Peay*	L, 0-9
4/15	Austin Peay*	L, 6-7
4/15	Austin Peay*	W, 9-1
4/17	Saint Louis	W, 6-4
4/17	Saint Louis	W, 4-3
4/21	at UT Martin*	W, 3-1
4/21	at UT Martin*	L, 2-4
4/22	at UT Martin*	W, 6-5
4/24	Memphis	W, 4-3
4/24	Memphis	L, 1-10
4/28	Tennessee Tech*	L, 0-7
4/28	Tennessee Tech*	W, 9-5
4/29	Tennessee Tech*	L, 3-8
5/2	Eastern Illinois*	W, 5-2
5/5	at Morehead State*	L, 1-8
5/5	at Morehead State*	W, 7-4
5/6	at Morehead State*	W, 4-1

*NCAA Division 1 Results*



# NCAA Division 1 Results

## 2008

**Overall:** 24-28

**OVC:** 11-16

**Head Coach:** Lana Richmond

2/14	at Jackson State	W, 8-0
2/14	at Jackson State	W, 12-3
2/15	vs. Central Arkansas	W, 5-3
2/17	vs. Iowa State	L, 1-8
2/17	at UL-Monroe	L, 1-2
2/22	vs. Morehead State	L, 0-2
2/22	vs. Ark.-Pine Bluff	W, 11-2
2/23	at Memphis	L, 1-3
2/23	vs. Evansville	L, 4-16
2/24	vs. Alabama A&M	W, 15-0
3/2	Missouri State	W, 3-1
3/2	Saint Louis	W, 7-3
3/7	vs. Bethune-Cookman	W, 4-0
3/7	vs. Florida Gulf Coast	L, 0-5
3/8	at Florida Atlantic	L, 6-7
3/8	vs. Towson	L, 4-5
3/9	vs. Bethune-Cookman	L, 2-5
3/11	vs. Longwood	W, 2-0
3/11	vs. Longwood	L, 1-12
3/13	at Belmont	L, 0-1
3/13	at Belmont	W, 10-8
3/15	at Eastern Kentucky*	L, 2-6
3/16	at Eastern Kentucky*	L, 2-10
3/16	at Eastern Kentucky*	L, 2-10
3/21	at Tennessee Tech*	W, 4-0
3/21	at Tennessee Tech*	L, 1-5
3/22	at Tennessee Tech*	L, 2-3
3/25	Eastern Illinois*	W, 7-2
3/25	Eastern Illinois*	W, 7-6
3/29	at Austin Peay*	W, 4-5
3/30	at Austin Peay*	W, 9-4
3/30	at Austin Peay*	W, 12-0
4/5	Tennessee State*	W, 5-2
4/5	Tennessee State*	L, 2-3
4/6	Tennessee State*	W, 6-3
4/9	Middle Tennessee	W, 6-4
4/9	Middle Tennessee	L, 3-5
4/12	at Samford*	L, 0-8
4/12	at Samford*	W, 4-3
4/13	at Samford*	L, 1-7
4/17	at Saint Louis	W, 6-0
4/17	at Saint Louis	W, 2-1
4/19	Morehead State*	W, 5-1
4/19	Morehead State*	L, 0-6
4/20	Morehead State*	W, 2-1
4/23	at Eastern Illinois*	L, 3-4
4/26	UT Martin*	W, 6-5
4/26	UT Martin*	L, 2-5
4/27	UT Martin*	L, 5-7
5/3	Jacksonville State*	L, 0-7
5/3	Jacksonville State*	L, 3-6
5/4	Jacksonville State*	L, 4-8

## 2009

**Overall:** 29-21

**OVC:** 16-8

**Head Coach:** Lana Richmond

2/12	at Jackson State	W, 11-0
2/13	at UL-Monroe	W, 4-1
2/13	vs. Central Arkansas	L, 0-8
2/14	at UL-Monroe	W, 4-3
2/14	vs. Centenary	W, 5-4 (8)
2/15	vs. Centenary	L, 2-10
3/4	at #18 Southern Illinois	L, 1-2
3/4	at #18 Southern Illinois	L, 0-6
3/6	at Missouri State	W, 4-1 (8)
3/6	vs. UMKC	W, 10-3 (8)
3/7	vs. Saint Louis	W, 1-0
3/7	vs. #12 Missouri	L, 0-8
3/17	at North Carolina A&T	W, 8-7
3/17	at North Carolina A&T	W, 6-0
3/18	at Elon	L, 2-4
3/18	at Elon	L, 1-8
3/20	at Morehead State*	W, 1-0
3/20	at Morehead State*	W, 7-4
3/21	at Morehead State*	L, 1-2 (10)
3/28	Tennessee Tech*	W, 3-2
3/28	Tennessee Tech*	L, 0-13
3/29	Tennessee Tech*	L, 1-6
4/1	Missouri-St. Louis	L, 0-6
4/1	Missouri-St. Louis	L, 3-4
4/4	at Jacksonville State*	L, 1-12
4/4	at Jacksonville State*	L, 0-9
4/5	at Jacksonville State*	L, 1-11
4/8	SIU Edwardsville	L, 1-6
4/8	SIU Edwardsville	L, 3-12
4/10	at UT Martin*	L, 1-2
4/10	at UT Martin*	L, 2-8
4/11	at UT Martin*	W, 4-3
4/15	Saint Louis	W, 5-4 (8)
4/15	Saint Louis	W, 9-5
4/18	Austin Peay*	W, 4-1
4/18	Austin Peay*	W, 6-5 (9)
4/19	Austin Peay*	W, 7-5
4/23	at Eastern Illinois*	W, 6-2
4/23	at Eastern Illinois*	W, 11-3
4/25	Eastern Kentucky*	W, 4-3
4/25	Eastern Kentucky*	W, 8-5
4/26	Eastern Kentucky*	W, 4-3
4/29	Eastern Illinois*	W, 8-3
5/2	at Tennessee State*	W, 9-1
5/2	at Tennessee State*	W, 4-3
5/3	at Tennessee State*	W, 8-7
5/7	vs. Morehead State	W, 1-0
5/8	vs. Tennessee Tech	W, 7-1
5/9	vs. UT Martin	L, 2-3
5/9	vs. UT Martin	L, 1-4

## 2010

**Overall:** 17-31

**OVC:** 6-17

**Head Coach:** Lana Richmond

2/11	at Jackson State	W, 11-3
2/13	at UL-Monroe	L, 6-9
2/13	vs. UMKC	W, 6-4
2/19	vs. IPFW	W, 7-4
2/19	vs. McNeese State	L, 2-6
2/20	vs. Appalachian State	L, 2-10
2/20	vs. Indiana State	W, 6-3
3/5	vs. UMKC	L, 1-7
3/5	vs. Saint Louis	L, 2-10
3/6	at Missouri	L, 0-13
3/6	vs. Missouri State	L, 3-7
3/10	IPFW	W, 4-3
3/11	Illinois State	L, 1-12
3/13	at Arkansas	L, 2-4
3/13	vs. SIU Edwardsville	W, 7-6
3/14	vs. Louisiana Tech	L, 3-5
3/14	vs. SIU Edwardsville	L, 5-6
3/16	IUPUI	W, 5-4
3/16	IUPUI	W, 15-7
3/17	at Indiana State	W, 5-3
3/17	at Indiana State	L, 2-4
3/20	Morehead State*	L, 2-9
3/20	Morehead State*	L, 5-7
3/27	at Eastern Kentucky*	L, 4-5
3/27	at Eastern Kentucky*	W, 6-0
3/28	at Eastern Kentucky*	L, 2-7
3/31	Eastern Illinois*	L, 0-3
3/31	Eastern Illinois*	L, 2-10
4/2	at Austin Peay*	L, 3-4
4/2	at Austin Peay*	W, 12-5
4/3	at Austin Peay*	L, 2-11
4/9	Tennessee State*	W, 9-0
4/9	Tennessee State*	L, 4-6
4/10	Tennessee State*	W, 7-5
4/14	at Eastern Illinois*	L, 0-2
4/17	at Murray State*	L, 1-9
4/17	at Murray State*	W, 9-6
4/18	at Murray State*	L, 4-9
4/22	at SIU Edwardsville	W, 3-2
4/22	at SIU Edwardsville	L, 2-3
5/1	UT Martin*	L, 3-4
5/2	UT Martin*	L, 1-5
5/2	UT Martin*	L, 0-2
5/5	at Saint Louis	W, 6-3
5/5	at Saint Louis	L, 1-9
5/8	at Tennessee Tech*	L, 0-4
5/8	at Tennessee Tech*	L, 1-2
5/9	at Tennessee Tech*	W, 2-0

## 2011

**Overall:** 31-30

**OVC:** 17-12

**Head Coach:** Lana Richmond

2/11	vs. Northwestern State	L, 1-2
2/11	at UL-Monroe	L, 3-11
2/12	vs. Indiana State	W, 6-2
2/12	at UL-Monroe	L, 1-6
2/13	vs. Northwestern State	L, 2-10
2/25	vs. South Alabama	L, 3-8
2/25	vs. Western Kentucky	L, 5-8
2/26	vs. Louisiana Tech	W, 5-4
2/26	vs. Austin Peay	W, 6-3
2/27	at Mississippi	L, 2-4
3/4	vs. #18 Missouri	L, 0-5
3/4	vs. Missouri State	L, 2-3
3/5	Saint Louis	L, 3-8
3/9	Southern Illinois	L, 0-10
3/12	at SIU Edwardsville*	W, 11-4 (9)
3/12	at SIU Edwardsville*	W, 8-6 (8)
3/13	at SIU Edwardsville*	L, 1-11
3/17	at Belmont	L, 0-3
3/17	at Belmont	L, 5-6 (8)
3/19	Tennessee Tech*	W, 4-1
3/19	Tennessee Tech*	W, 6-3
3/20	Tennessee Tech*	L, 1-4
3/23	Evansville	L, 2-4 (8)
3/23	Evansville	W, 9-0
3/26	at Jacksonville State*	W, 7-6
3/26	at Jacksonville State*	L, 5-8
3/27	at Jacksonville State*	L, 8-13
3/30	UT Martin*	W, 5-4
3/30	UT Martin*	L, 1-7
4/2	Austin Peay*	W, 8-5
4/2	Austin Peay*	W, 9-1
4/3	Austin Peay*	L, 1-2
4/6	Indiana State	W, 10-8
4/6	Indiana State	W, 4-2
4/7	at UT Martin*	L, 2-7
4/9	at Tennessee State*	W, 6-5
4/9	at Tennessee State*	W, 5-3
4/10	at Tennessee State*	W, 10-0
4/13	at Eastern Illinois*	L, 0-2
4/13	at Eastern Illinois*	L, 0-4
4/16	Murray State*	W, 10-9 (8)
4/16	Murray State*	W, 11-4
4/17	Murray State*	L, 7-9
4/19	Eastern Illinois*	W, 8-4
4/22	Williams Baptist	W, 4-1
4/22	Williams Baptist	W, 5-2
4/28	at Middle Tennessee	W, 3-2
4/28	at Middle Tennessee	L, 3-7
4/30	at Morehead State*	W, 14-7
4/30	at Morehead State*	W, 4-3
5/4	Saint Louis	W, 5-1
5/4	Saint Louis	L, 2-3
5/7	Eastern Kentucky*	W, 5-1
5/7	Eastern Kentucky*	L, 0-8
5/8	Eastern Kentucky*	L, 2-9 (12)
5/12	vs. SIU Edwardsville	W, 4-3 (8)
5/12	at Eastern Illinois	W, 4-0
5/13	vs. Jacksonville State	L, 0-4
5/14	at Eastern Illinois	W, 9-1
5/14	vs. Jacksonville State	W, 3-2
5/14	vs. Jacksonville State	L, 5-9



# SOUTHEAST MISSOURI STATE UNIVERSITY

## 2012

**Overall:** 25-30

**OVC:** 13-16

**Head Coach:** Lana Richmond

2/9	at Jackson State	L, 1-11
2/10	vs. Grambling State	W, 15-8
2/10	vs. IUPUI	L, 0-5
2/11	vs. Grambling State	W, 21-3
2/11	at UL-Monroe	W, 8-4
2/12	vs. Northwestern State	W, 3-1
2/24	vs. Miami (Ohio)	L, 2-6
2/24	vs. Western Illinois	L, 4-12
2/25	vs. Northern Iowa	L, 1-2
2/25	vs. Missouri State	L, 1-4
2/26	at Memphis	L, 0-1
3/3	vs. Saint Louis	L, 4-5 (8)
3/3	vs. #13 Missouri	L, 0-9
3/4	at UMKC	L, 2-5 (8)
3/4	vs. Missouri State	L, 4-5
3/10	Morehead State*	W, 11-10
3/10	Morehead State*	L, 1-3
3/11	Morehead State*	W, 9-5
3/14	at Indiana State	W, 4-0
3/14	at Indiana State	W, 9-6
3/15	at Evansville	W, 6-1
3/15	at Evansville	L, 4-5
3/17	at Eastern Kentucky*	L, 2-3 (8)
3/17	at Eastern Kentucky*	W, 7-5 (8)
3/18	at Eastern Kentucky*	L, 2-4
3/21	at UT Martin*	L, 4-5 (9)
3/21	at UT Martin*	L, 1-2
3/25	SIU Edwardsville*	W, 9-8
3/25	SIU Edwardsville*	W, 4-1
3/29	UT Martin*	L, 2-3
3/31	at Tennessee Tech*	W, 6-2
3/31	at Tennessee Tech*	L, 1-6
4/1	at Tennessee Tech*	L, 2-3
4/4	Eastern Illinois*	L, 2-3
4/4	Eastern Illinois*	L, 3-5
4/6	Jacksonville State*	W, 3-1
4/6	Jacksonville State*	L, 8-9
4/7	Jacksonville State*	L, 1-2
4/11	Middle Tennessee	W, 8-2
4/11	Middle Tennessee	W, 10-3
4/14	at Austin Peay*	W, 5-4 (8)
4/14	at Austin Peay*	W, 7-3
4/15	at Austin Peay*	W, 6-2
4/18	at Eastern Illinois*	L, 0-2
4/21	Tennessee State*	W, 2-0
4/21	Tennessee State*	W, 12-4
4/22	Tennessee State*	W, 6-2
4/25	at Southern Illinois	L, 6-7
4/28	at Murray State*	L, 1-3
4/28	at Murray State*	L, 7-10
4/29	at Murray State*	L, 7-8
5/1	at Saint Louis	L, 0-1
5/1	at Saint Louis	W, 6-1
5/2	Belmont	W, 5-3
5/2	Belmont	W, 14-13 (10)

## 2012

**Overall:** 25-30

**OVC:** 13-16

**Head Coach:** Lana Richmond

2/9	at Jackson State	L, 1-11
2/10	vs. Grambling State	W, 15-8
2/10	vs. IUPUI	L, 0-5
2/11	vs. Grambling State	W, 21-3
2/11	at UL-Monroe	W, 8-4
2/12	vs. Northwestern State	W, 3-1
2/24	vs. Miami (Ohio)	L, 2-6
2/24	vs. Western Illinois	L, 4-12
2/25	vs. Northern Iowa	L, 1-2
2/25	vs. Missouri State	L, 1-4
2/26	at Memphis	L, 0-1
3/3	vs. Saint Louis	L, 4-5 (8)
3/3	vs. #13 Missouri	L, 0-9
3/4	at UMKC	L, 2-5 (8)
3/4	vs. Missouri State	L, 4-5
3/10	Morehead State*	W, 11-10
3/10	Morehead State*	L, 1-3
3/11	Morehead State*	W, 9-5
3/14	at Indiana State	W, 4-0
3/14	at Indiana State	W, 9-6
3/15	at Evansville	W, 6-1
3/15	at Evansville	L, 4-5
3/17	at Eastern Kentucky*	L, 2-3 (8)
3/17	at Eastern Kentucky*	W, 7-5 (8)
3/18	at Eastern Kentucky*	L, 2-4
3/21	at UT Martin*	L, 4-5 (9)
3/21	at UT Martin*	L, 1-2
3/25	SIU Edwardsville*	W, 9-8
3/25	SIU Edwardsville*	W, 4-1
3/29	UT Martin*	L, 2-3
3/31	at Tennessee Tech*	W, 6-2
3/31	at Tennessee Tech*	L, 1-6
4/1	at Tennessee Tech*	L, 2-3
4/4	Eastern Illinois*	L, 2-3
4/4	Eastern Illinois*	L, 3-5
4/6	Jacksonville State*	W, 3-1
4/6	Jacksonville State*	L, 8-9
4/7	Jacksonville State*	L, 1-2
4/11	Middle Tennessee	W, 8-2
4/11	Middle Tennessee	W, 10-3
4/14	at Austin Peay*	W, 5-4 (8)
4/14	at Austin Peay*	W, 7-3
4/15	at Austin Peay*	W, 6-2
4/18	at Eastern Illinois*	L, 0-2
4/21	Tennessee State*	W, 2-0
4/21	Tennessee State*	W, 12-4
4/22	Tennessee State*	W, 6-2
4/25	at Southern Illinois	L, 6-7
4/28	at Murray State*	L, 1-3
4/28	at Murray State*	L, 7-10
4/29	at Murray State*	L, 7-8
5/1	at Saint Louis	L, 0-1
5/1	at Saint Louis	W, 6-1
5/2	Belmont	W, 5-3
5/2	Belmont	W, 14-13 (10)

## 2013

**Overall:** 15-33

**OVC:** 6-18

**Head Coach:** Lana Richmond

2/7	at Jackson State	L, 0-1
2/8	vs. Mississippi Valley	W, 3-2
2/8	vs. Grambling State	W, 6-3
2/9	at UL Monroe	L, 1-5
2/9	vs. Northwestern State	L, 0-8
2/22	vs. Detroit	W, 10-7 (10)
2/23	vs. Samford	L, 1-2 (8)
2/23	vs. Nicholls State	L, 7-8
2/24	vs. Mississippi State	L, 4-8
2/24	at Memphis	L, 1-2
3/7	Missouri State	W, 3-2
3/7	Missouri State	L, 1-2
3/9	vs. Bowling Green	L, 1-4
3/9	at Evansville	L, 0-8
3/10	vs. Bowling Green	W, 4-1
3/10	at Evansville	L, 2-9
3/13	Indiana State	W, 5-4
3/13	Indiana State	W, 9-4
3/16	at Murray State*	W, 9-3
3/16	at Murray State*	L, 1-8
3/20	Georgia Tech	L, 4-9
3/21	at Western Kentucky	L, 3-10
3/23	at Belmont*	L, 11-12
3/23	at Belmont*	W, 3-1
3/24	at Tennessee State*	W, 4-0
3/29	SIU Edwardsville*	L, 0-13
3/29	SIU Edwardsville*	L, 1-11
3/30	SIU Edwardsville*	L, 1-9
4/2	Evansville	L, 0-1
4/2	Evansville	W, 3-2
4/6	at Jacksonville State*	L, 2-4
4/6	at Jacksonville State*	L, 5-13
4/7	at Tennessee Tech*	L, 1-9
4/7	at Tennessee Tech*	L, 0-4
4/13	Eastern Illinois*	L, 1-5
4/13	Eastern Illinois*	W, 4-1
4/14	Eastern Illinois*	L, 1-10
4/20	Eastern Kentucky*	W, 12-11
4/20	Eastern Kentucky*	L, 4-6
4/21	Morehead State*	L, 6-7
4/21	Morehead State*	W, 5-4
4/25	Southern Illinois	W, 14-7
4/28	at Austin Peay*	L, 0-6
4/28	at Austin Peay*	L, 5-6
4/29	at Austin Peay*	L, 1-4
5/1	Saint Louis	L, 1-5
5/4	UT Martin*	L, 9-11
5/4	UT Martin*	L, 5-14

*NCAA Division 1 Results*



## Softball Alumni

<u>Name</u>	<u>Degree/Year(s)</u>	<u>Current Occupation</u>
Lori Alexander.....	BA/1983-1985.....	.....
Alana Bagby-Leonard.....	BA/2002-2004.....	.....Riverside, Calif.
Kimberly Barker.....	BS/1988-1991.....	.....Therapy Assistant-St. Louis, Mo.
Christy Barks.....	BS/1983-1985.....	.....Pro Golf Tour Coord.-Lakeland, Fla.
Lisa Bean.....	BS/1983-1985.....	.....Coach/Teacher-St. Peters, Mo.
Jamie Birk.....	BA/2001-2004.....	.....Wellness Coordinator-Huntington Beach, Calif.
Kelly Birk.....	BA/2001-2005.....	.....Medical/Nursing School-New York University
Kathryn Blair.....	BS/1982-1985.....	.....Teacher-St. Louis, Mo.
Amy Blattel.....	BA/1992-1994.....	.....Coach/Teacher-Cape Girardeau, Mo.
Allie Borowiak.....	BA/2006-2009.....	.....Education-Nashville, Ill.
Jerian Cesonis.....	BA/1986.....	.....Education-Windsor, Mo.
Lauren Bradley.....	BA/2010.....	.....Education-Cape Girardeau, Mo.
Callie Brittan.....	BA/2004-2006.....	.....High School Counselor-St. Louis, Mo.
Elaine Lasher.....	BS/1984-1985.....	.....Coach/Athletic Director-Woodland, Mo.
Kathryn Cerneka.....	BS/2000-2004.....	.....Speech Pathologist-Belleville, Ill.
Carol Pridy.....	BS/1989-1991.....	.....Coach/Teacher-Poplar Bluff, Mo.
Jennifer Cobin.....	BA/2002-2004.....	.....Teacher/Coach-Herrin, Ill.
Shelley Conroy.....	BS/2001-2002.....	.....Speech Pathology-Houston, Texas
Maria Coode.....	BS/2004-2006.....	.....Nursing-St. Louis, Mo.
Carl Cook.....	BS/1999-2001.....	.....Corrections Officer-Brazil, Ill.
Jacqueline Ackert.....	BS/1986-1989.....	.....Circuit Judge-Dixon, Ill.
Julie Davis.....	BS/1991-1995.....	.....Police Officer-St. Louis, Mo.
Ricki Dearmon.....	BA/1997-1999.....	.....Social Worker-St. Louis, Mo.
Stacey DeClue.....	BA/2001-2004.....	.....Hilton Corp.-Washington DC
Yvonne Diebold.....	BA/1986.....	.....Blue Cross/Blue Shield - Cape Girardeau, Mo.
Jennifer Dippel.....	BA/2000.....	.....Management-St. Louis, Mo.
Dina Doolen.....	BA/1987-1988.....	.....Journalist-Tucson, Ariz.
Josie Everett.....	BS/1997-2000.....	.....Sports Medicine-Columbia, Mo.
Courtney Eklund.....	BA/1999-2003.....	.....Medical Rehab-Kansas City, Mo.
Christine Engelhardt.....	BA/1995-1999.....	.....Teacher-Jackson, Mo.
Renee Enos.....	BS/1998-2002.....	.....Assistant Coach-Bradley University
Tracie Eudaley.....	BS/1984-1987.....	.....Medical Technician-Poplar Bluff, Mo.
Amy Kindel.....	BS/1993-1996.....	.....Teacher-St. Clair, Mo.
Amy Fahnstock.....	BA/2003-2006.....	.....AT&T - Cape Girardeau, Mo.
Elaine Fisher.....	BA/2004-2008.....	.....Assistant Coach - Maryville University
Lisa Foster.....	BS/1988-1989.....	.....Business -Cape Girardeau, Mo.
Michelle Frank.....	BA/1997-2000.....	.....Juvenile Court Dir.-Lincoln, Neb.
Erin Frazier.....	BA/1994-1998.....	.....Physical Therapy- St. Louis, Mo.
Andria Buechter.....	BS/1988-1991.....	.....Accountant-St. Louis, Mo.
Jennifer Gaines.....	BA/2002.....	.....Teacher/Coach-St. Louis, Mo.
Carolyn Geile.....	BS/1984-1986.....	.....Industrial Supervisor-St. Louis, Mo.
Ginger Hagler.....	BA/1992.....	.....Stay at Home Mom - O'Fallon, Mo.
Reagan Hamlin.....	BA/2001-2002.....	.....
Kelley Heatherington.....	BS/1994-1996.....	.....Elementary Teacher-Chicago, Ill.
Tami Burgard.....	BS/1997-2000.....	.....Coach/Teacher-Charleston, Mo.
Rebecca Heck.....	BS/1983-1984.....	.....Sr. Citizen Rec Director-St. Louis, Mo.
Kara Heuring.....	.....	.....Banking Executive-Benton, Mo.
Joanna Hicks.....	BA/1997-1999.....	.....Law Clerk & Sport Medicine-St. Louis, Mo.
Robin Fay.....	BA/1995.....	.....Teacher-O'Fallon, Mo.
Karen Hudson.....	BS/1988-1992.....	.....Surveyor Business-Jacksonville, Fla.
Stephanie Huffman.....	BA/2004-2006.....	.....Teacher/Coach-Sparta, Ill.
Julie Hume.....	BS/1988-1992.....	.....Business Purchasing Agent-Carbondale, Ill.



# SOUTHEAST MISSOURI STATE UNIVERSITY

Jessica Hunter	BS/2002-2004	Nursing -Southern Ill.
Karen Furman	BS/1990-1992	Accountant-Percy, Ill.
Amy Koudelka	BS/1990-1994	Physical Therapist-Belleville, Ill.
Lisa Jones	BA/1983	Education - Paducah, Ky.
Robin Keating	BS/1985-1986	Medical Technician-Mt. Home, Ark.
Kristen King	BS/2000-2002	Nurse-Indianapolis, Ind.
Emmy Kisaka	BA/1999-2002	Teacher-Sacramento, Calif.
Kathryn Landewee	BS/1988-1991	Florist Management-Cape Girardeau, Mo.
Lisa Kraxner	BS/1991-1996	CEO-H&R Block, New Mexico
Suzi Lair	BA/2002-2004	Television Management-Chicago, Ill.
Theresa Largent	BS/1992-1994	Nurse-Jonesboro, Ark.
Mary Campbell	BS/1985-1986	School District Administrator-Jackson, Mo.
Julie Lehmbeck	BA/1991-1993	Business Admin.-St Louis, Mo.
Alisha Turley	BA/1993	Teacher/Coach- Jackson, Mo.
Alicia Loucks	BA/2002-2004	Education-Herrin, Ill.
Alice Marler	1990-1992	UPS-Cape Girardeau, Mo.
Stephanie Mata	BA/2003-2007	Head Coach-Community College Chicago, Ill.
Karen Bearley	BA/1994-1997	Admin. Law Assistant-St. Louis, Mo.
Pat McDonagh	BS/1985-1986	Business Mgmt-Herrin, Ill.
Megan McDonald	BS/2004-2008	Grad School-Kent State
Melissa Mohr	BS/1992-1994	Business-St. Louis, Mo.
Twanda Moore	BS/1982-1985	Coach/Teacher-Knob Noster, Mo.
Nikki Stahr	BS/1992-1996	Teacher, Des Moines, Iowa
Lavetta Williams	BA/1983-1987	Teacher-Sikeston, Mo.
Lesley Sims	BA/1992-1996	Teacher-Troy, Mo.
Amy Murphy	BA/2003-2005	Education-Nashville, Tenn.
Mindy Brown	BA/2000-2002	
Lori Neely	BS/1993-1996	Education/Coach-Marissa, Ill.
Kelley Keyes	BA/1986-1987	Coach/BusinessOwner-Verona, Wis.
Brooke Nett	BS/2003	Business Assistant-Troy, Mo.
Gina Hileman	BS/1985-1986	Coach/Nurse-Mounds, Ill.
Karen Noel	BA/1994-1998	Dentist-Indianapolis, Ind.
Jenny Bryant	BA/1995-1999	Stay at Home Mom-Washington, Mo.
Katie Otterness	BA/2004-2008	Business - Chicago, Ill.
Kim Palmer	BA/1994-1998	Southern Ill.
Amber Peterson	BA/2006	
Dawn Williams	BA/2002	Physical Therapy -Geneseo, Ill.
Lindsey Pickering	BA/2008	Assistant Soccer Coach - Southeast Missouri State
Alex Ramirez	BA/2011	Graduate Assistant - Southeast Missouri State
Charlene Ramirez	BA/2003-2006	
Kemi Rampi	BA/2003	Coach/Accounting Asst.-St. Paul, Minn.
Bonnie Rauls	BS/1982-1984	HealthSouth Director-St. Louis, Mo.
Kathryn Sedlacek	BS/1981-1984	Retired Principal-St. Louis, Mo.
Sara Hubert	BA/1994-1997	Case Mgmt-Chestnut Systems, Belleville, Ill.
Catherine Wyatt	BS/1989-1991	Physical Therapist-Cape Girardeau, Mo.
Jonelle Rietman	BS/2000-2001	Physical Therapist-Boone Co, Mo.
Kristy Roherty	BA/2002	Wisconsin
Beth Ethridge	BS/1985-1986	Elementary Teacher-Woodland, Ill.
Gail Graff	BS/1992-1994	Geoscientist-St. Louis, Mo.
Debbie Dunn	BA/1995-1999	Teacher-Pacific, Mo.
Theresa Wunnenberg	BS/1986-1989	Nutritionist-St. Louis, Mo.
Chris Shetley	BA/1997-1999	Business-St. Louis, Mo.
Connie Simmons	BS/1985-1987	Pediatrician Ranken Jordan-St Louis, Mo.
Robyn Sitzes	BS/1991-1994	Soil Conservationist-Dexter, Mo.



## Softball Alumni

Jodi Smith	BS/1992-1996	Physician- St John's -Louis, Mo.
Kimberly Staffey	BS/1990-1994	MD-Cardiology -Univ. Iowa
Jennifer Stoekl	BA/1994	-
Michelle Summers	BA/2008	Retail-Cape Girardeau, Mo.
Janis Biegler	BA/1994-1996	Teacher-St. Louis, Mo.
Amy Thompson	BA/2002-2005	Teacher-Incarnate Word-St. Louis, Mo.
Lisa Thornton	BS/1992-1994	Product Analyst-Cape Girardeau, Mo.
Melissa Hart	BA/1997-1999	Stay at Home Mom-Washington, Mo.
Victoria Torrez	BA/2003-2005	Security Officer-Garden Grove, Calif.
Shelly Rush	BS/1991-1994	Coach/Teacher-Colorado Springs, Colo.
Teresa Tuschoff	BS/1989-1992	Wellness -Denver, Colo.
Rachel Van Fleet	BA/2001-2005	Teacher - St. Louis, Mo.
Melissa Vanvelkinburgh	BA/2001-2005	St Louis, Mo.
Jen Vasquez	BA/2011	Graduate Assistant - Southeast Missouri State
Linda McLain	BA/1983-1986	Teacher-Scott City, Mo.
Jeanette Vogt	BS/1983-1984	Engineer Planner-St. Louis, Mo.
Shelley Horace	BS/1988-1991	Medical Technician-St. Charles, Mo.
Karen Watwood	BS/1983-1985	Corps of Engineers-Alton, Ill.
Lyndsey Weiss	BS/2003-2007	Wellness Rehab – Sikeston, Mo.
Laura Weston	BS/1988-1989	Federal Express-St. Louis, Mo.
Kelsey White	BA/1998-2000	Probation Officer-Brazil, Ind.
Anne Trieb	BA/1995-1999	Coach/Teacher-Marissa, Ill.
Christina Wood	BS/1987-1989	Lawyer - Fort Worth, Texas
Lindsey Woodworth	BA/2004-2008	Nurse- Saint Louis University Hospital
Traci Brown	BS/1991-1995	Nursing-Cape Girardeau, Mo.
Elizabeth Yancey	BS/1983-1985	Coach/Teacher-DeSoto, Mo.
Carmen Fowler	BA/2011	Graduate Assistant - Nashville, Tenn.
Nicole Troncoso	BS/2012	Speech Pathology School
Mel Walker	BS/2011	Public Health Scientist - Jefferson City, Mo.
Whitney Dupuis	BA/2011	Graduate Assistant – Southeast Missouri State
Evan Sallis	BA/2012	5th yr – Southeast Missouri State
Cheyenne Gipson	BS/2012	5th yr – Southeast Missouri State
Shelby Stein	BA/2012	5th yr – Southeast Missouri State
Renee Kertz	BS/2012	5th yr – Southeast Missouri State
Stefanie Barnes	BS/2012	Physical Therapy School, Sacramento Calif.

### Assistant Coaches

Name	Degree	Current Occupation
Kerri Blaylock	MBA	SIU Head Coach- Carbondale, Ill.
Loretta Dunn White	BA Education	Coach/Teacher- Fenton, Ill.
Renee Enos	BS Ath. Training	Real Estate- Peoria, Ill.
Judy Favor	MA Counseling	Ph.D- Univ Kansas
Buddy Foster	BA Gn. Studies	Assistant Coach- SIU-Edwardsville
Cindy Gannon	MA Education	Former SEMO Volleyball Head Coach Senior Associate Director of Athletics (SWA)- SEMO
Karen Hudson	MA/Business	Project Manager- Jacksonville, Fla.
Twanda Moore	MA History	Coach/Teacher- Knob Noster, Mo.
Jeannine Soncini	MA Business Adm.	Lacrosse Coach- Trine University
Linda Venable McLain	MA Education	Elementary Teacher- Scott City, Mo.
Carrie Weygandt	MA Education	Coach/Teacher- Wooster, Ohio
Tami Hebert Burgard	BA Education	Stay at Home Mom-Cape Girardeau, Mo.



**15 Seasons with 30 or  
More Wins**

1985  
1986  
1987  
1989  
1991  
1992  
1993  
1994  
1995  
1996  
1997  
1998  
1999  
2000  
2011

**OVC Coach of the Year**

1995  
1996  
1997  
1998  
2009

**NCAA Division II Regional  
Coach of the Year**

1987  
1991

**31 Seasons • 873 Victories • 600 Division I Victories • 283 OVC Victories**

**37 First-Team All-OVC Selections • 16 Hall of Famers**

**9 All-Americans • 5 NCAA Appearances • 1 NCAA Final Four**

**5 OVC Tournament Titles • 5 OVC Regular-Season Titles**

**4 OVC Players of the Year • 3 OVC Pitchers of the Year**

**2 OVC Female Athletes of the Year**

**LANA RICHMOND**





THIS IS SOUTHEAST





# *The college experience of a lifetime. The job of your dreams. A life that is amazing.*

That is what most students and parents want from a college education. At Southeast, we want the same for you. We want you to learn your profession, gain the experience or internship you need, and get that first paycheck!

The growing—and changing—student body has had an impact on everything and everyone. The physical changes of the campus are the most visible. Two new residence halls. The River Campus. The polytechnic building. An information commons in the library. And so on.

Students and faculty are experiencing change of a different kind. Classroom activity has reached a new level of productivity, as students are brighter and more prepared than ever. Enrollment is at an all-time high. The impact on the honors program has been dramatic with more students than ever choosing to participate in and complete the honors curriculum. The number participating tripled in five years!

All of this means that Southeast has become Missouri's most academically competitive regional university.

**2009**—InsideCollege.com experts single out our honors program as an effective way to make a large school seem smaller with a more personal approach to learning.

**2010**—Computer science receives prestigious national accreditation.

**Safest  
Campus  
in Missouri**

StateUniversity.com



**2010**—Consumer watchdog group GetEducated.com ranks Southeast #1 on its list of "Top 10 Ranked Best Values Online MBAs—AACSB Accredited."

**2010**—Southeast is named the safest campus in Missouri and among the safest in the nation by StateUniversity.com.







## ***We have...***

- ▶ Small classes with 98 percent of courses having fewer than 50 students
- ▶ Faculty with PhDs—not teaching assistants—who teach most classes
- ▶ More than 200 areas of study
- ▶ Wired (and wireless) classrooms and best-of-class technology
- ▶ Internships and real-world learning offered in 100 percent of programs
- ▶ Study abroad opportunities that take you almost anywhere

## ***We are...***

- ▶ NCAA Division I Athletics
- ▶ Listed among the Midwest's top universities
- ▶ One of the safest college campuses in the nation
- ▶ Conveniently located 115 miles south of St. Louis
- ▶ A medium-sized university with more than 11,000 students
- ▶ Comprised of ten colleges and schools

## ***We provide...***

- ▶ Choices in the University Studies (general education) classes
- ▶ Some of the newest residence halls in Missouri
- ▶ 150 organizations that keep you busy after class
- ▶ Each student with two advisors—academic and career
- ▶ Fraternities and sororities that are productive and fun
- ▶ One of a kind student aquatic center in one of our two recreation centers

**2011—U.S. News & World Report names Southeast a "Best Midwest Regional University."**



**2011—For seven consecutive years, Princeton Review includes Harrison College of Business on its list of "Best Business Schools."**



**2011—Princeton Review again names Southeast as one of the "Best in the Midwest," representing only about 25 percent of the nation's four-year colleges.**



**2012—U.S. News & World Report lists both nursing and communication disorders on its list of top graduate programs in health.**




College of

# Science, Technology and Agriculture

The foundation of success in Southeast's College of Science, Technology and Agriculture is a faculty of teacher-scholars supported by well equipped laboratories and the latest technology, which offer our students personalized study and research opportunities during their undergraduate studies.

- ▶ Our popular computer science bachelor's program is nationally accredited by the Computing Accreditation Commission of the Accreditation Board of Engineering Technology.
- ▶ Our popular marine biology program is one of the only inland programs in the U. S., creating an opportunity for students to combine a traditional college experience with the study of marine life because of our collaboration with the Gulf Coast Research Laboratory in Ocean Springs, Miss.
- ▶ Southeast's pre-med curriculum prepares students for the MCAT (Medical College Admission Test). Our students are accepted to medical school at a rate that is well above the national average.
- ▶ Our chemistry graduates consistently score at or above the 70th percentile on the Major Field Achievement Test in Chemistry.
- ▶ Our engineering physics program is nationally accredited by the Accrediting Board of Engineering and Technology (ABET), the sole accrediting body of engineering programs, which means that graduates of the program are eligible to become registered professional engineers.
- ▶ All of the bachelor of science programs in the Department of Industrial and Engineering Technology are nationally accredited.
- ▶ In addition to a 252-acre David M. Barton Agriculture Research Center, Agriculture students study at a 110-acre rice research station, a new irrigated turf plot facility, and a modern soil fertility laboratory.
- ▶ The School of Polytechnic Studies operates the 11,000-square-foot, climate-controlled Charles L. Hutson Horticulture Greenhouse.
- ▶ Our new cybersecurity program is the only one of its kind in Missouri. The U.S. Department of Labor estimates there will be 135,000 new jobs in this field by 2018—a 21 percent increase in Missouri alone.
- ▶ The innovative sustainable energy systems management major responds to world needs to address global warming, air pollution and ecosystem destruction.
- ▶ Southeast's pre-veterinary medicine program prepares students for admission to the College of Veterinary Medicine at the University of Missouri-Columbia.
- ▶ Mathematics faculty are actively involved in research and design projects of interest to students.



Graduates in science and mathematics enjoy a nearly **100%** placement rate.





Earl and Margie Holland School of

# Visual and Performing Arts

Classic beauty and modern technology converge at Southeast's River Campus—Missouri's only campus dedicated exclusively to art, dance, music and theatre. Overlooking the Mississippi River, a Cultural Arts Center and transformed Seminary Building are now home to the Earl and Margie Holland School of Visual and Performing Arts. With the coming of this magnificent facility, the number of new students planning to major in the visual and performing arts doubled in one year.

- ▶ Art students have five interconnected art studios for painting, drawing, printmaking, fibers and design plus two computerized looms, as well as two presses in the printmaking studio and a computer design lab with the latest hardware and software available.
- ▶ Students find internships and professional experience at the Berkshire Theatre Festival, the Lucille Lortel Theatre in New York, the McLeod Summer Theatre or the University of Connecticut Summer Theatre and more.
- ▶ In 2008, the Golden Eagles Marching Band performed at the Edinburgh Military Tattoo in Scotland becoming only the second American university marching band to perform there twice.
- ▶ In addition to performances throughout the season, featuring world famous guest artists, the Southeast Missouri Symphony Orchestra exchanged music as well as culture in China when they performed concerts in Shanghai and Beijing in 2009.
- ▶ The River Campus gives students the opportunity to show their work in a variety of first-class venues: the 950-seat Donald C. Bedell Performance Hall is a proscenium theatre with spacious stage and backstage areas. The 200-seat Wendy Kurka Rust Flexible Theatre can be configured in unlimited ways for "black box" productions. The 200-seat Robert F. and Gertrude L. Shuck Music Recital Hall features nearly perfect acoustics. a student/faculty art gallery features technology that allows for the display of 3-D animation, as well as painting, prints, ceramics and sculpture. The Rosemary Berkel and Harry L. Crisp II Museum has an interactive educational theatre, art gallery for changing exhibitions and a permanent display featuring southeast Missouri.



## Living on Campus

Southeast offers students 11 residence halls from which to choose. Each room has Internet access and cable TV. Nine dining areas are available with a variety of options. And, with more than 150 diverse organizations, students find plenty of opportunities to get involved.





# Donald L. Harrison College of Business

Our increasingly popular business programs have made us one of the major colleges of business in the Midwest. The Donald L. Harrison College of Business is accredited by AACSB International—the gold standard of business school accreditation—an honor held by only 5 percent of institutions offering business degrees worldwide.


- ▶ Employers and students value our techno-savvy environment. In a recent survey of 98 nationally known business programs, Southeast ranked in the top 7 percent in learning to use and manage technology.
- ▶ Our entrepreneurial studies program is Missouri's most comprehensive, offering options for both BSBA and MBA degrees. The Douglas C. Greene Center for Innovation and Entrepreneurship is one of the most comprehensive entrepreneurship-focused university centers in the Midwest.
- ▶ Southeast students have access to more than 30 international exchange and study abroad opportunities in London, Paris, Spain, Portugal and North Africa.
- ▶ One hundred percent of our students have the opportunity to participate in internship programs with companies nationwide.
- ▶ Doctoral level professors make learning interactive with classrooms that have Internet, cable TV, direct satellite feed and electronic presentation capability.
- ▶ St. Louis employers rate the "St. Louis Interview Days" as the best recruiting event in which they participate in the Midwest.
- ▶ Our accounting curriculum prepares students for the Certified Public Accountant (CPA) and Certified Internal Auditor (CIA) designations. Students may go to work directly into an accounting field or go on to complete the 150 hours required by Missouri, and other states, to sit for the CPA examination. Our first-time pass rates on the CPA exam continue to be well above the national average.
- ▶ Business programs are housed in Dempster Hall, a wireless Internet environment featuring an electronic presentation lab and more than 400 networked computers with the latest software.



# College of Education

If you are considering teaching as a profession, you are looking at the right university. For more than a century, Southeast has been preparing and sustaining some of the nation's brightest and best teachers. Moreover, we have a record of accomplishment to prove it.

- ▶ Most importantly, our education program is fully accredited by the National Council of Teacher Education (NCATE), which sets the highest standards for teacher education programs nationwide.
- ▶ The Missouri Department of Elementary and Secondary Education approved 28 initial teacher preparation programs and all 12 graduate programs.
- ▶ Because you begin assisting and observing in area classrooms starting in your first year, you accumulate more teaching practice and knowledge than graduates from other universities.
- ▶ The College of Education maintained national recognition through a rigorous review process from 11 specialized professional associations.
- ▶ Our counseling program is now one of only three in Missouri to be accredited by the Council for the Accreditation of Counseling and Related Educational Programs.





# College of Health and Human Services

Although there are diverse academic offerings in the College of Health and Human Services, all programs potentially lead to a career that significantly and positively impacts the lives of individuals and families.

- ▶ All nursing programs (nurse and nurse practitioner) are accredited by the Commission on Collegiate Nursing Education.
- ▶ The recreation program is accredited by the Council on Accreditation for Recreation, Park Resources and Leisure Services.
- ▶ The Communications Disorders program allows students to receive clinical experience with children and adults who have speech, language or hearing disorders.
- ▶ Aerospace Studies offers a path to leadership for those intending to pursue officer positions in the United States Air Force. During a summer field training course for the Professional Officer Corps, students experience survival training, aircraft and air crew orientation, physical training and the inner operations of an Air Force base.
- ▶ Our nationally accredited social work program requires students to complete 480 hours of field education under the supervision of experienced social workers.
- ▶ Southeast has a strong connection with the Law Enforcement Academy and has more than 30 years of partnerships in all branches of criminal justice at the federal, state and local levels. Our students intern with the U.S. Marshals Service; the ATF; the U.S. Secret Service; Federal Probation; Missouri Division of Probation and Parole; Missouri Youth Services and other law enforcement agencies.
- ▶ The dietetics program is accredited by the American Dietetic Association Commission. Our graduates have a success rate of nearly 100 percent on the national exam to become a registered dietitian.



# College of Liberal Arts

An education in the liberal arts gives you broad-based training for careers in business, the arts, media, education and the legal profession.

- ▶ Southeast's mass communication program is accredited by the Accrediting Council on Education in Journalism and Mass Communications (ACEJMC). Only one other institution in Missouri has this elite accreditation. Our public relations program is one of only 28 institutions—none in Missouri—that holds certification by the Public Relations Society of America (PRSA). Only 12 other institutions in the world have recognition from both ACEJMC and PRSA for their mass communication program.
- ▶ Students can work at two campus radio stations (NPR affiliate KRCU 90.9 FM and KDMC 103.7), the *Arrow* student newspaper and "U2" cable television station.
- ▶ Our certified historic preservation program is one of a few U.S. programs that offer a four-year degree and is among a small number to have full membership in the National Council for Preservation of Education.
- ▶ During the last five years, Southeast's pre-law students have exceeded the national LSAT average score, and their placement rate in law school approaches 100 percent.
- ▶ Students majoring in philosophy have a 100 percent acceptance rate to graduate and law school.
- ▶ Our students make politics come alive by working on political campaigns and by serving as interns. Each year approximately 30 students from a variety of majors around the University travel to Washington, D.C. to conference with some of the nation's top scholars at the Center for Strategic and International Studies.









# SOUTHEAST MISSOURI STATE UNIVERSITY



**Cindy Gannon**  
Senior Associate Director of  
Athletics/Senior Woman  
Administrator




**Rachel Blunt**  
Assistant Director of  
Athletics for Compliance




**Nate Saverino**  
Assistant Director of  
Athletics for External Affairs



**Sara Cummings**  
Administrative  
Assistant




**Elizabeth Brucker**  
Director of Business  
Operations



**Marcia Hendrix**  
Assistant Ticket Manager/  
Insurance




**Barb Kinsey**  
Administrative Assistant  
for Development



**Alfred Castillo**  
Head Athletic  
Trainer




**Ryan Johnson**  
Strength & Conditioning  
Coach



**Jeff Honza**  
Sports Information  
Director



**Kent Phillips**  
Coordinator of Facilities &  
Event Management



**Sharon Burgard**  
Academic Services  
Coordinator




**Beth Easter**  
Faculty Athletics  
Representative




**Courtney Lawson**  
Academic Services  
Assistant




**Amanda Martin**  
Assistant Athletic  
Trainer




**Christopher Brown**  
Assistant Director  
of Compliance




**Phillip Lady**  
Coordinator of Marketing &  
Promotions




**Ryan Hilgemann**  
Assistant Sports  
Information Director




**Maria Dominguez**  
Assistant Athletic  
Trainer



**Ben Fox**  
Assistant Athletic  
Trainer




**Taylor Grayson**  
Facilities & Event  
Management Assistant



**Steve Bieser**  
Head Baseball  
Coach



**Dickey Nutt**  
Head Men's  
Basketball Coach




**Ty Margenthaler**  
Head Women's  
Basketball Coach

*Athletics Staff*



## *Athletics Staff*



**Kodie Bennett**  
Cheerleading  
Coach



**Ryan Lane**  
Head Cross Country  
Coach/Assistant Track &  
Field Coach




**Tom Matukewicz**  
Head Football  
Coach



**Kristi Ewasko**  
Head Women's  
Gymnastics Coach



**Heather Nelson**  
Head Women's  
Soccer Coach




**Lana Richmond**  
Head Softball  
Coach




**Tatianna Parham**  
Sundancers  
Coach



**Eric Crumpecker**  
Head Track & Field  
Coach



**Julie Yankus**  
Head Volleyball  
Coach



**Lance Rhodes**  
Assistant Baseball  
Coach




**Dillon Lawson**  
Assistant Baseball  
Coach




**Jessie Evans**  
Assistant Men's  
Basketball Coach




**Jamie Rosser**  
Assistant Men's  
Basketball Coach



**Jon Cremins**  
Assistant Men's  
Basketball Coach



**Ben Coomes**  
Assistant Women's  
Basketball Coach



**Heather Ezell**  
Assistant Women's  
Basketball Coach




**LaToya Howell**  
Assistant Women's  
Basketball Coach



**Bryce Saia**  
Assistant Football  
Coach




**Sherard Poteete**  
Assistant Football  
Coach



**Jon Wiemers**  
Assistant Head  
Football Coach



**Eric Burrow**  
Assistant Football  
Coach



**Salim Powell**  
Assistant Football  
Coach



**Matt Martin**  
Assistant Football  
Coach



**Ricky Coon**  
Assistant Football  
Coach







# SOUTHEAST MISSOURI STATE UNIVERSITY



**Sarah Shire Brown**  
Assistant Women's  
Gymnastics Coach




**Jake Zenker**  
Assistant Women's  
Gymnastics Coach




**Paul Nelson**  
Associate Head Women's  
Soccer Coach




**Lindsay Pickering**  
Assistant Women's  
Soccer Coach



**Sarah Willis**  
Assistant Softball  
Coach




**Stephanie Mata**  
Assistant Softball  
Coach




**Matt Koelling**  
Assistant Track &  
Field Coach




**Miles Smith**  
Assistant Track &  
Field Coach




**Kayani Turner**  
Assistant Volleyball  
Coach




**Nikki Buchholz**  
Assistant Volleyball  
Coach




**Robby Rasco**  
Equipment Manager




**Sean Stevenson**  
Sports Information  
Assistant



**Ricky Zum Mallen**  
Graduate Assistant  
Marketing & Promotions




**Emily Obergönnner**  
Graduate Assistant  
Academic Services




**Karley Evans**  
Graduate Assistant  
Academic Services




**Megan Rottler**  
Strength & Conditioning  
Specialist




**Cody Fletcher**  
Graduate Assistant  
Athletic Trainer



**Ben Krueger**  
Graduate Assistant  
Athletic Trainer




**Andrew Salter**  
Graduate Assistant  
Strength & Conditioning




**Joe Uhls**  
Football Operations



**Ruben Reyna**  
Men's Basketball  
Operations



**Deja Martin**  
Women's Basketball  
Operations



**Sharayah Davis**  
Track & Field/Cross Country  
Graduate Assistant

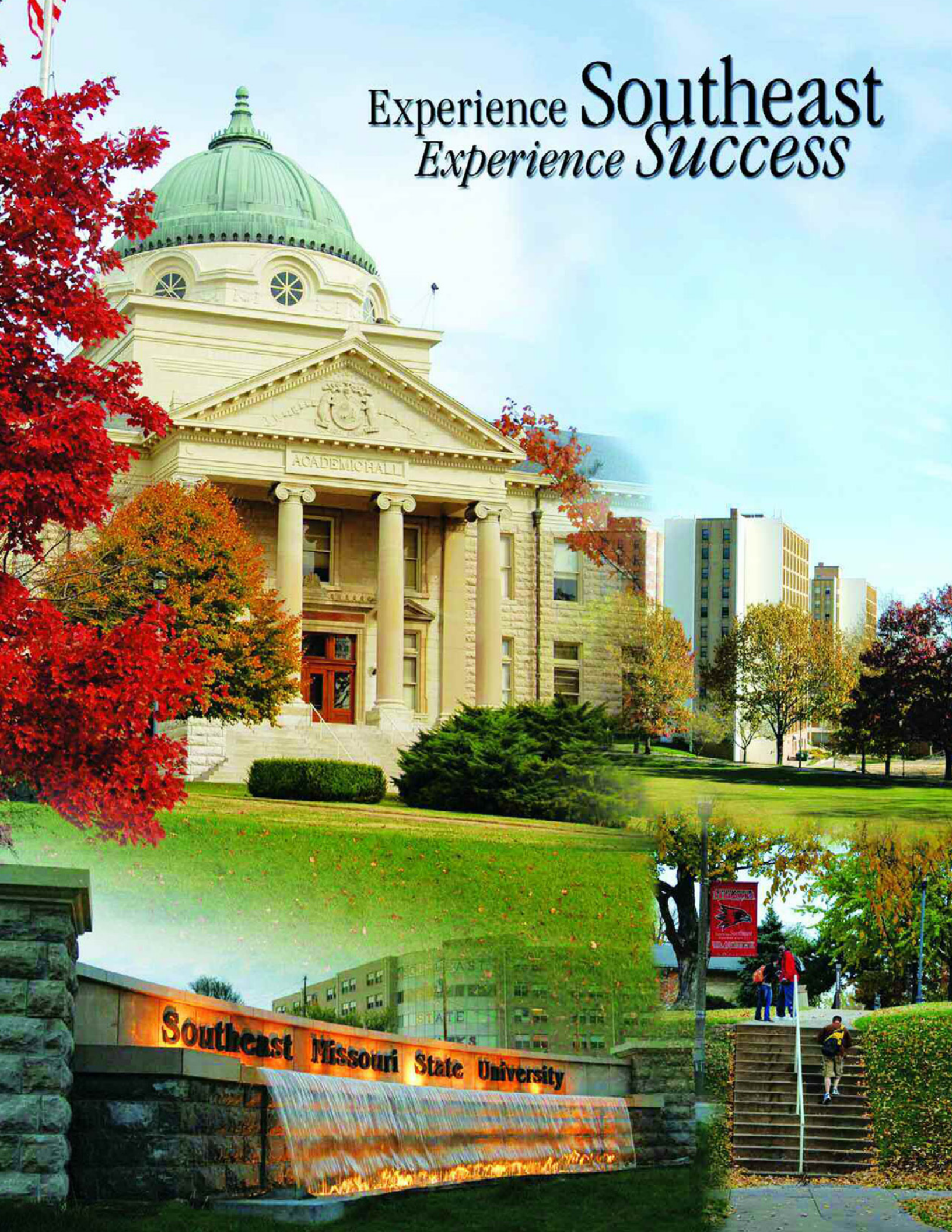


**Melinda Broeren**  
Graduate Assistant  
Athletic Trainer

*Athletics Staff*



Experience Southeast  
*Experience Success*







## SOFTBALL 2013-14 SCHEDULE

### MARDI GRAS CLASSIC

FEB. 14 • 1:15 P.M. • HOUSTON BAPTIST  
FEB. 14 • 3:15 P.M. • LOUISIANA-MONROE  
FEB. 15 • 11 A.M. • HOUSTON BAPTIST  
FEB. 15-16 • 1:15 P.M./NOON • GRAMBLING STATE

### BLUES CITY CLASSIC

FEB. 22 • 12:30 P.M. • LIPSCOMB  
FEB. 22 • 3 P.M. • LOYOLA-CHICAGO  
FEB. 23 • 10 A.M. • BALL STATE  
FEB. 23 • NOON • MEMPHIS

### ALL-MISSOURI CANCER CLASSIC

MARCH 1 • NOON • MISSOURI STATE  
MARCH 1 • 4 P.M. • UMKC  
MARCH 2 • NOON • SAINT LOUIS  
MARCH 2 • TBA

### SOUTHEAST MISSOURI CLASSIC

MARCH 7 • 2 P.M. • NORTHERN IOWA  
MARCH 7 • 4 P.M. • SOUTH DAKOTA STATE  
MARCH 8 • 11:30 A.M. • SOUTH DAKOTA STATE  
MARCH 8 • 3:30 P.M. • IUPUI  
MARCH 9 • 2 P.M. • IUPUI

MARCH 12 • 3 P.M./5 P.M. • MISSOURI BAPTIST  
MARCH 15-16 • 1 P.M./3 P.M./1 P.M. • EASTERN ILLINOIS\*  
MARCH 18 • 2 P.M. • NORTH DAKOTA STATE  
MARCH 19 • 3 P.M./5 P.M. • INDIANA STATE  
MARCH 20 • 3 P.M./5 P.M. • EVANSVILLE  
MARCH 22 • 11 A.M./1 P.M. • EASTERN KENTUCKY\*  
MARCH 23 • 11 A.M./1 P.M. • MOREHEAD STATE\*  
MARCH 29-30 • 1 P.M./3 P.M./1 P.M. • AUSTIN PEAY\*  
APRIL 5 • NOON/2 P.M. • BELMONT\*  
APRIL 6 • NOON/2 P.M. • TENNESSEE STATE\*  
APRIL 8 • 5 P.M. • SOUTHERN ILLINOIS  
APRIL 12-13 • 1 P.M./3 P.M./1 P.M. • SIU EDWARDSVILLE\*  
APRIL 18 • NOON/2 P.M. • JACKSONVILLE STATE\*  
APRIL 19 • NOON/2 P.M. • TENNESSEE TECH\*  
APRIL 23 • 3 P.M./5 P.M. • SAINT LOUIS  
APRIL 26-27 • 1 P.M./3 P.M./1 P.M. • UT MARTIN\*  
MAY 3-4 • 1 P.M./3 P.M./1 P.M. • MURRAY STATE\*  
MAY 7-9 • OVC TOURNAMENT

\*CONFERENCE GAME

HOME GAMES HELD AT THE SOUTHEAST SOFTBALL COMPLEX  
GOSOUTHEAST.COM

