



SOUTHEAST MISSOURI STATE REDHAWKS • 2013-14

BASEBALL GUIDE



Southeast

Missouri State University™

Located

- ▶ Cape Girardeau, Mo.

Enrollment

- ▶ 11,510

Class Size

- ▶ Small classes with 98 percent of courses having fewer than 50 students

Academic Programs

- ▶ More than 200 areas of study including business, education, nursing, agriculture, science and technology, visual and performing arts

Athletics

- ▶ 15 NCAA Division I Teams



Table of Contents



Intro to Redhawk Baseball	
Media Information.....	2-3
Capaha Field/Joe Uhls Locker Room ..	4-5
Sports Medicine	6
Strength & Conditioning	7
Success Center.....	8-9
Dr. Kenneth W. Dobbins.....	10-11
Director of Athletics Mark Alnutt ...	12-13
Athletics Staff.....	14-15
Mission Statement	16
2014 Season Preview	
2014 Season Outlook	18-21
Projected Lineup	22
2014 Roster	23
Radio/TV Roster.....	24
Schedule	25
Calendar	26-27
Travel Arrangements	28
Coaching Staff	
Head Coach Steve Bieser	30-31
Assistant Coach Dillon Lawson.....	32-33
Assistant Coach Lance Rhodes	34-35
Volunteer Asst. Jacob Wente	36-37
Bieser vs. Opponents	38
Player Profiles	
Returners Profiles	40-75
Newcomers Profiles	76-84

2013 Season Review	
2013 Season Statistics/Results.....	86-90
2014 Opponents	
2014 Opponent Profiles.....	92-99
Series Histories.....	100
Record Book	
Single-Season Hitting	102
Career Hitting	103
Single-Season Pitching	104
Career Pitching	105
Miscellaneous Records	106
Coaching History	107
Year-By-Year Individual Leaders..	108-115
Year-By-Year Results	116-123
Records vs. Opponents	124-129
All-Time Roster	130-133
All-Conference Honors.....	134
All-Americans/Players in the Pros	135
Southeast Missouri Hall of Fame.....	136
Ohio Valley Conference Section	
This is the OVC.....	138-142
OVC Map	143
OVC Baseball Tournament	144
This is Southeast Section	
Southeast Missouri State.....	146-151
Community Service.....	152

Credits

The 2014 Southeast Missouri Baseball Information Guide was written, edited and designed by Sports Information Assistant Sean Stevenson. Cover design and additional graphics assistance provided by Tonya Wells and Krista Mayfield. Photography by Wayne McPherson, Marc Mahnke, Marcus Painton, Josh Russel, and Keith Hente. Special thanks to opposing sports information directors for providing opponent information and to the Memphis Redbirds, Mississippi Braves, and the Lynchburg Hillcats for professional player headshots. Other editorial assistance by Sports Information Director Jeff Honza, Assistant Sports Information Director Ryan Hilgemann, Danny Chesnut, Unique Hooks, Trent Kiefer, Corey Rogers, and Josh Hall.



SOUTHEAST MISSOURI STATE UNIVERSITY

Credentials

Credentials are required for entrance into the Capaha Field Press Box. To request season or single-game credentials, please contact Sean Stevenson by phone at (573) 651-2294 or e-mail at sstevenson@semo.edu.

Press Box Decorum

The Capaha Field Press Box is reserved for working media only. Seating is assigned by the Sports Information office. Professional conduct is expected at all times. Cheering or outward expression is inappropriate. Credentials must be worn at all times. Failure to abide by these policies can result in credentials being revoked.

Photographers

Photographers may shoot on either side of both dugouts at Capaha Field. Please be aware of foul balls and use caution when working in those areas.

Interview Requests

Please arrange all interviews of student-athletes and coaches through the sports information office. Requests can be made by calling Sean Stevenson at (573) 651-2294. Stevenson can also be reached via e-mail at sstevenson@semo.edu.

Wireless Internet

Capaha Field is equipped with wireless internet. Ask a member of the Southeast sports information staff for log-in information.

Postgame Interviews

Anyone wishing to interview a Southeast student-athlete must notify Sean Stevenson prior to the end of each game. Student-athletes will be available to the media near the Redhawks dugout on the third base side. Head coach Steve Bieser will address the media immediately following his postgame show on the Redhawks Radio Network.

Baseball E-Mail List

If you would like to be added to the Redhawks baseball e-mail list to receive breaking news about the team, please e-mail Sean Stevenson. The official website, GoSoutheast.com, is the best source for up-to-date information about the Redhawks.

Statistical Services

Box scores and play-by-play accounts will be available in the press box immediately following each game. Notes, statistics, scorecards and other information will also be available to help with your coverage of Redhawks Baseball.

Live Stats Services

Live stats are available for free, provided by StatBroadcast. Live stat links for each home game are available on GoSoutheast.com. Live stats are also available for free on mobile devices.



Redhawks Radio Network

Erik Sean returns for his 14th year as the "Voice of the Redhawks." Sean is the Director of Sports Operations for Mississippi River Radio's eight radio stations in Cape Girardeau. He is a 11-time winner of the Missouri Broadcasters Association's Play-by-Play Award and three-time winner of the MBA's Sports Award. Jess Bolen will assist Sean on the Redhawks Radio Network this year.

Radio Network Affiliates

ESPN 1220 AM Cape Girardeau, Mo.
KSIM 1440 AM Sikeston, Mo.
KWOC 903 AM Poplar Bluff, Mo.
KMAL 1470 AM Malden, Mo.



Visiting Radio


Visiting radio stations are required to make written requests at least one week in advance. The Redhawks Radio Network provides a courtesy telephone line for the official station of all opponents. Other stations will be charged a rights fee and must order telephone lines from the University Telephone Services by calling (573) 651-2575.



Media Information

Southeast Missouri Sports Information

One University Plaza MS 0200
Cape Girardeau, MO 63701
Phone: (573) 651-2294
Fax: (573) 651-2810
Press Box: (573) 651-2191
Website: GoSoutheast.com



Jeff Honza
Director



Ryan Hilgemann
Assistant Director



Sean Stevenson
Assistant



2013-14 Sport Assignments

Jeff Honza, Director

Football, Men's Basketball,
Softball, Women's Tennis
Office: (573) 651-2933
Cell: (618) 528-1145
Email: jhonza@semo.edu;
redhawk1@me.com

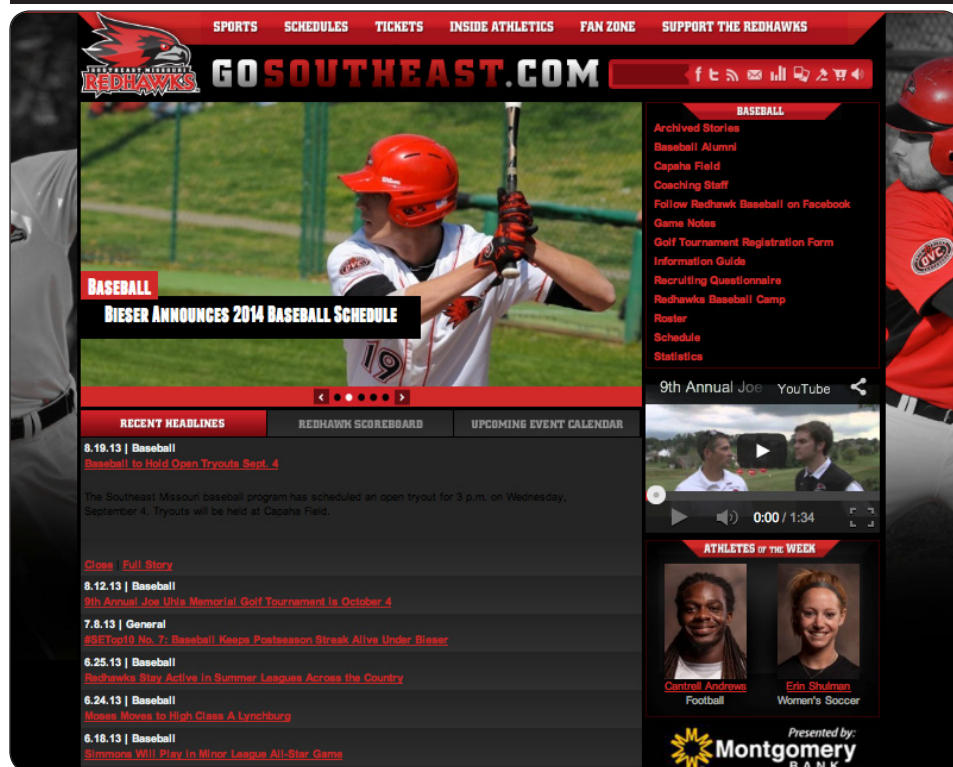
Ryan Hilgemann, Assistant Director

Secondary Football Contact,
Women's Soccer, Women's Basketball,
Gymnastics, Outdoor Track & Field
Office: (573) 651-2937
Cell: (810) 288-9075
Email: rhilgemann@semo.edu

Sean Stevenson, Assistant

Cross Country, Volleyball,
Indoor Track & Field, Baseball
Office: (573) 651-2294
Cell: (314) 620-0855
Email: sstevenson@semo.edu

Follow the Redhawks on the World Wide Web



GoSoutheast.com

SOCIAL MEDIA



Facebook
Facebook.com/GoSoutheast
Facebook.com/SEMObaseball



Twitter
@GoSoutheast
@SEMObaseball



YouTube
YouTube.com/GoSoutheastRedhawks



Pinterest
Pinterest.com/GoRedhawks



SOUTHEAST MISSOURI STATE UNIVERSITY

Capaha Field

The Southeast Missouri baseball team calls Capaha Field home.

Located just two blocks west of the Southeast Missouri State campus, Capaha Field is owned and operated by the City of Cape Girardeau.

In addition to the ball field, Capaha Park features playgrounds, a pond, picnic areas, and a recently added frisbee golf course.

Redhawk fans enjoy watching the Southeast Missouri baseball team from the hillsides behind the first base dugout and beyond the left field wall. Southeast consistently leads the Ohio Valley Conference in attendance each season.

Capaha Field has a natural grass surface and is considered to be one of the best playing fields in the Ohio Valley Conference.

Capaha Field includes a state-of-the-art press box which was completed prior to the start of the 2006 season. The press box, which is fully equipped with wireless broadband internet access, televisions, a kitchen/lounge area and restroom, gives staff and media an excellent view behind home plate.

The dimensions of Capaha Field are 330



feet down the lines, 380 to the alleys, and 400 to straight-away center field. The fence running along the outfield is nine feet high.

Capaha Field also serves as the current home of the Plaza Tire Capahas, the oldest amateur baseball team in America.



Capaha Field



“Tiger” Joe Uhls Locker Room

Located inside Houck Field House on the Southeast Missouri State campus is the “Tiger” Joe Uhls Baseball Locker Room.

The locker room provides Redhawks baseball players with the modern amenities commonly found in professional locker rooms. Most recently, hardwood floors were added in 2005.

The locker room features 35 professional-style lockers for players, rest rooms, a shower area and ample storage space for equipment and uniforms. A entertainment system also provides players the opportunity to view scouting and coaching video as well as watch television for leisure.

In addition, a study area with broadband internet capabilities is available for Redhawks student-athletes. Surrounding the locker room is a mural honoring the all-time greatest players and moments in Southeast Missouri State baseball history.





SOUTHEAST MISSOURI STATE UNIVERSITY



Prevention. Treatment
Rehabilitation.
Education. Those are the four primary phases of athletic training, and the Southeast Missouri athletic training staff strives to fulfill all of those areas when working with student-athletes on a daily basis.

Southeast student-athletes are offered the best care possible by the athletic training staff. Head Athletic Trainer Alfred Castillo directs the Sports Medicine department which includes four full-time athletic trainers, six graduate assistants and several student assistants. The staff serves student-athletes around-the-clock at numerous facilities on campus.

The athletic trainers begin treatments and rehabilitation starting as early as 6 a.m., and are available until the last student-athlete is through. There are currently five athletic training facilities on campus. The staff treats out of the Rosengarten Athletic Complex, where the primary training room is located. There are four other satellite athletic training rooms, including one at Houck Field House, one off of Houck Field, one at Parker Academic Building, and one at the Show Me Center.

The Southeast athletic training rooms are equipped with stationary bikes, hand weights, therapeutic modalities and the latest physical therapy equipment. Each component is strategically designed to not only give the student-athlete the best care, but also to aid in returning to competition as quickly as possible.

Southeast Athletic Training has strong working relationships with local physicians and two hospitals in Cape Girardeau. It is from these hospitals that the Athletic Training department is assisted by six orthopedic physicians.

The Southeast Athletic Training program prides and commits itself to providing the best comprehensive, personalized and efficient healthcare to its student-athletes. Delivery of healthcare focuses on the prevention and management of athletic-related injuries or illnesses, while adhering to the National Athletic Trainers' Board of Certification Standards of Professional Practice. Our high quality of athletic healthcare is provided in combination with the education of athletic training students.



Strength & Conditioning

Southeast Missouri's Strength and Conditioning program is committed to developing the total student-athlete through their experiences within a competitive training environment.

This will be accomplished by focusing on reducing the risk of injury and maximizing athletic potential through individual evaluation and program design.

Training Principles for Southeast Athletes:

1. Reduce the risk of injuries

If a student-athlete is injured, he/she will not be able to compete at practice or games.

2. Maximize athletic ability

We challenge each athlete, both physically and mentally, in order to achieve optimal results.



Exercises for Southeast Athletes are based on the following Principles:

1. Ground Based Movements

Athletes compete with their feet on the ground, and therefore, should train that way. The ability to produce force against the ground determines how fast athletes can run and how high they can jump.

2. Three-Dimensional Movements

Athletes must be able to stabilize themselves in all planes of movement. A fancy way of saying we use free weights (barbells/dumbbells vs. machines).

3. Multi-Joint Movements

Very rarely in sport do athletes isolate one single joint at a time. Athletes can train more muscle mass at the same time.


The Southeast Missouri Strength and Conditioning program is under the direction of Ryan Johnson.

Redhawk student-athletes use various training facilities located inside the Student Recreation Center South.





SOUTHEAST MISSOURI STATE UNIVERSITY



The Redhawk Success Center offers Southeast Missouri student-athletes a place to study and develop as students and campus leaders.

It is located in the Student Recreation Center, just south of Houck Stadium. The Redhawk Success Center offers a computer lab with 18 work terminals, study areas and rooms for group meetings.

The area is under the guidance of Director of Academic Services Sharon Burgard, Assistant Courtney Lawson and Graduate Assistants Emily Obergoenner and Caitlyn Bamberger.

The beautiful facility has enhanced the outstanding work in the classroom already enjoyed by Southeast student-athletes. Last year, the Redhawks combined for a 3.12 cumulative grade point average in the fall and spring semesters. Over 60 percent of all student-athletes recorded a 3.0 or higher GPA. Thirteen of Southeast's 15 intercollegiate athletic teams recorded a team GPA over 3.0. The gymnastics team posted the best overall mark with a 3.85. In

all, 16 student-athletes achieved a perfect 4.0 GPA.

Tutors are available for all student-athletes as needed. In addition, both attendance and academic progress is monitored through regular checks with faculty.

A special course is required for all first time student-athletes at Southeast. The course, which offers three credit hours, is part of a comprehensive program developed

to address study skills and life skills topics, and thus, enhance retention and academic success for student-athletes.

Entering student-athletes are evaluated for academic preparedness and assigned to appropriate categories. Student-athletes can also receive individualized academic programs which include meeting with a mentor bi-weekly to discuss academic progress.



Success Center



The Success Center staff works to get athletes involved in campus and community projects, as well. This is done to provide a support structure and greater opportunity for academic success. Through the NCAA's CHAMPS/Life Skills Program, the Success Center gives student-athletes personal and professional skills in order to facilitate successful and productive futures.

2012-13 Notables

- Southeast Missouri finished third in the OVC Commissioner's Cup for the 2012-13 school year. The third-place finish was the Redhawks highest in school history. Southeast accumulated a total of 104.25 points in the overall voting.
- Southeast student-athletes combined for a 3.12 cumulative grade point average in the fall and spring semesters. A total of 192 student-athletes recorded a 3.0 or higher GPA, accounting for 60 percent of all student-athletes. Sixteen Redhawks earned a perfect 4.0 GPA in 2012-13.
- In all, 63 student-athletes received their degrees, including 15 in the fall and 48 in the spring.
- The Redhawks won four academic team awards and had five CoSIDA/Capital One Academic All-District selections in 2012-13. The gymnastics team was second in the nation with a 3.73 GPA in the National Association of Collegiate Gymnastics Coaches/Women; the women's cross country team earned United States Track and Field and Cross Country Coaches Association All-Academic honors after ranking fifth in the nation with a 3.72 GPA; the men's cross country team ranked 11th in the nation with a 3.48 GPA to earn USTFCCCA All-Academic honors; and the women's soccer team won a National Soccer Coaches Association of America team academic award after ranking 13th in the nation with a 3.55 GPA.
- Southeast's football, women's soccer and women's tennis teams won the OVC Team Sportsmanship Award. Southeast's three sportsmanship awards tied for most in the conference in 2012-13.
- Southeast's women's gymnastics team earned an NCAA Public Recognition Award for academic performance. The gymnastics team posted a perfect 1,000 score and won the award for the third-straight year. Eight other Redhawk teams, including volleyball, men's cross country, women's cross country, women's tennis, women's outdoor track, women's indoor track, women's soccer and baseball also exceeded the national average in multi-year APR (974).
- Thirteen of Southeast's 15 teams achieved a cumulative grade point average over 3.0, including all 10 women's programs.



SOUTHEAST MISSOURI STATE UNIVERSITY



Dr. Kenneth W. Dobbins became the seventeenth president of Southeast Missouri State University on July 1, 1999 after serving as the University's Vice President of Finance and Administration from 1991 to 1993, and Executive Vice President from 1993 until his appointment as president. He previously held several positions in higher education administration at Kent State University in Ohio.

During his tenure at Southeast, academic programs have been enhanced including the establishment of the College of Science, Technology, and Agriculture and the Earl and Margie Holland School of Visual and Performing Arts which opened in Fall 2007 on the new River Campus. A comprehensive review of all academic and non-academic programs has been accomplished to maintain quality and minimize student fee increases in the face of significant state appropriation reductions. Southeast continues to be recognized nationally for many of its outstanding accredited academic programs. For the ninth year in a row, Princeton Review recognized the Master of Business Administration program on its list of "Best Business Schools." GetEducated.com listed Southeast #1 on the list of "Top 10 Ranked Best Values

Online MBAs-AACSB-Accredited"; Southeast is recognized in the top tier of the Midwest best regional universities in U.S. News Best Colleges for 2013; and Southeast was again named among the "Best in the Midwest" by Princeton Review. Additionally, StateUniversity.com ranked Southeast the safest public college campus in Missouri, Militaryfriendlyschools.com lists Southeast among the top schools that embrace veterans as students, and recent freshmen survey data indicate that new students applied only to Southeast at a rate three times the national average.

Enrollment has increased significantly since a 20-year-low in 1994 when some 7,900 students attended Southeast. In Fall 2005, enrollment topped 10,000 for the first time, and stood at more than 11,700 in 2012. Additionally, record enrollments in higher education have occurred in the University's 25-county service region during his tenure due to the establishment of new regional campuses in Sikeston and Kennett and a higher education center at Perryville serving place-bound students in and near those rural communities.

During Dr. Dobbins' presidency, more than \$300 million in capital construction and building improvement projects have enhanced the University. The Seabaugh Polytechnic Building and the \$58 million River Campus were constructed. Additionally, The Douglas C. Greene Center for Innovation and Entrepreneurship to promote entrepreneurship and enhance the region's economy opened on the campus in 2005; Southeast dedicated its new, state-of-the-art David M. Barton Agriculture Research Center in 2009; two new 300-bed residence halls were constructed in 2002 and 2009; and the University currently is in the midst of more than \$90 million in capital renovation for maintenance and repair projects including the renovation

of the historic 107-year-old Academic Hall, the remodeling and upgrades to the Magill and Rhodes sciences complex, a new residence hall on the north end of campus, and a new classroom/residence hall building at the River Campus.

Dr. Dobbins has served a two-year term as president of the Missouri Council on Public Higher Education (COPHE), the organization for presidents and chancellors of Missouri's public colleges and universities, and is the senior member of the organization. In 2007, he was selected to serve a three-year term on the American Association of State Colleges and Universities (AASCU) Board of Directors, an organization which represents over 420 U.S. public college and university members and more than 3.7 million students or 56 percent of the enrollment at all public four-year institutions. He was elected Secretary-Treasurer of the organization in 2008, chaired the organization in 2010-2011, and currently serves on the executive committee as past chair of the AASCU Board. Also, for the past nine years, he has served as one of four faculty members for the week-long AASCU New Presidents' Academy, and currently chairs the Finance Committee of the American Academic Leadership Institute. He previously served three years as president of the Ohio Valley Conference and is currently a member of the Conference finance subcommittee. In addition, he is a vice president of the executive board of the Greater St. Louis Council, Boy Scouts of America, and was elected by local council associates to serve on the National Council, Boy Scouts of America. In 2010, he was awarded the Silver Beaver Award, the highest honor bestowed upon a Boy Scout volunteer by a council.

He earned his B.S. degree in accounting from the University of Akron (Ohio) in 1971 and served as a commissioned

President Kenneth W. Dobbins

President Kenneth W. Dobbins

officer and civilian executive in the U.S. Air Force for almost 10 years. He received the M.B.A. degree in 1979 from Old Dominion University (Virginia), and the Ph.D. in higher education administration in 1987 from Kent State, where in 2011, he was awarded the Alumni Leadership Award for the College of Education, Health and Human Services Annual Hall of Fame Awards. He is also a Certified Public Accountant in Ohio.

Dr. Dobbins and his wife, Jeanine Larson Dobbins, Founder and Director Emeritus of the Missouri Statewide Early Literacy Intervention Program based at Southeast, have a son, Paul, and a daughter-in-law, Stacey, who are both Southeast graduates, and two grandsons, Lincoln Kenneth and Brady Larson Dobbins.



Board of Regents



Doyle L. Privett
President



Kendra Neely-Martin
Vice President



Jay Knudtson




Donald G. LaFerla



Tom M. Meyer



Daren Todd



Kevin J. Magnan
Student Representative



SOUTHEAST MISSOURI STATE UNIVERSITY



The Southeast Missouri State University Department of Athletics is on the rise under the leadership of Mark Alnutt.

Alnutt begins his second year at Southeast after officially taking over as Director of Athletics on April 19, 2012.

When Alnutt speaks, you will often hear him say, “academic excellence,” “social development,” “competitive success,” and the “I-55 Corridor.” The first three are the core values of Southeast’s mission, and the latter is the stretch between St. Louis and Memphis which is so important from a branding, recruiting and fundraising standpoint. Alnutt successfully hit all of those areas among other things over the course of a productive 2012-13 campaign.

Academically, Southeast student-athletes combined for a 3.12 cumulative grade point average in the fall and spring semesters. A total of 192 individuals recorded a 3.0 or higher GPA, accounting for 60 percent of all student-athletes. Thirteen of the Redhawks 15 teams achieved a cumulative grade point average over 3.0, including all 10 women’s programs.

In line with academics, Alnutt constantly encourages Southeast coaches and student-athletes to be visible in the

community. Student-athletes logged over 1,000 hours of community service in such projects like Pink Up Cape, Feed My Starving Children, Project Homeless Connect and Cape Girardeau Adopt-A-Street last year.

Competition wise, the Redhawks placed third in the Ohio Valley Conference Commissioner’s Cup, earning their highest finish in history of the award. The women’s track & field team captured the OVC Indoor Championship and the volleyball team won the OVC West Division in 2012. Southeast’s men’s basketball team finished second in the OVC West Division and turned in its first winning season since 2004-05, as well.

Alnutt was the driving force behind securing the first-ever NCAA football game at the new Busch Stadium in St. Louis. Longstanding regional-rivals Southeast Missouri and Southern Illinois will meet in that matchup on Sept. 21, 2013.

Total giving to athletics also increased by more than 12 percent under Alnutt. As a result, the department raised over \$350,000 through various fundraising initiatives.

Alnutt launched the inaugural Redhawks Road Trip which served as a series of outreach events to give fans, alumni, supporters and community members the opportunity to meet coaches, student-athletes and administration from Southeast Athletics. Stops were made to a number of different locations along the “I-55 Corridor” from May to June.

Prior to accepting his first job as Director of Athletics, Alnutt served as the Senior Associate Athletics Director at the University of Missouri.

Alnutt was the administrative liaison for football; supervised track and field, cross country, gymnastics and golf; spearheaded the department’s project management team; served as the primary point person for the Athletic Department, overseeing all aspects of facility project master planning, development, management and implementation; and was involved with external department operations, including development, game operations, marketing, media relations, Mizzou Sports Properties and ticket operations.

Alnutt also managed postseason travel



Director of Athletics Mark Alnutt

Director of Athletics Mark Alnutt

arrangements for each of the University of Missouri's 20 intercollegiate sport programs. He oversaw Missouri's Nike contract, the Big Wheels and Flying Tiger programs and the department's relationship with Old Hawthorne Golf Club. In 2009, he managed a \$5 million video board project through the University of Missouri Sports Complex with the centerpiece being a new board at Faurot Field. He also oversaw the design and construction of the new Golden Girls/Gymnastics practice facility in the fall of 2011. Alnutt was actively involved in the solicitation and stewardship efforts of capital gift giving, as well.

Alnutt spent six years at the University of Missouri as director of football operations, adding an assistant athletic director title prior to the 2005-2006 season. In that role, his duties included coordinating the team's travel plans, overseeing the football budget, handling compliance issues, scheduling of facilities, assisting with recruiting operations and managing the day-to-day operations of the football program.

He coordinated public relations and community service events for football, and oversaw all organizational aspects for the University of Missouri's trips to the 2003 and 2005 Independence Bowl games played in Shreveport, La. He also represented the football program as part of the design team that planned the \$16 million expansion and renovation project which turned the Tom Taylor Building into the Missouri Athletics Training Complex.

Alnutt was a three-year letterman for the University of Missouri as a linebacker and tight end from 1993-1995 and was voted the team's champion of the year as a senior. He earned a degree in sociology in 1995 and went to work for Major Brands as a senior salesman in Kansas City from February 1996 to August 1997. He returned to the University of Missouri



to pursue a master's degree in public administration with an emphasis on sports psychology. He joined the Missouri football staff in 1998 as an administrative/video graduate assistant. Alnutt completed his master's degree in May 2000 and took over as director of football operations that August.

A native of Kansas City, Alnutt served as president of the board of directors for Big Brothers/Big Sisters of Boone County and was selected to participate in the 2002-2003 NCAA Leadership Institute for Ethnic Minority Males. In June 2005, he was recognized by Columbia Business Times as one of the Columbia's 40-Under-40 business leaders for his work in the community.

He has participated in the Division I-A Athletic Director's Institute, attended the NACDA Mentoring Institute and chaired the NCAA Women's Gymnastics committee. In 2010, he was the recipient of an Outstanding Chancellor's Staff recognition and the Barbara S. Uehling Award for Administrative Excellence at the University of Missouri.

More recently, Alnutt was selected to

serve a four-year term on the NCAA Minority Opportunities and Interests Committee, effective Sept. 1, 2013.

The NCAA Minority Opportunities and Interests Committee (MOIC) was formed by the Association in January 1990 to review issues related to the interests of ethnic minorities and women. These issues focus on the education and welfare of minority student-athletes, as well as the enhancement of opportunities for ethnic minorities and women in coaching, athletics, administration, officiating and the NCAA governance structure.

Alnutt and his wife, the former Kate Hankins, are the parents of four children, Jaren, Kinleigh, Mason and Aidan.







SOUTHEAST MISSOURI STATE UNIVERSITY



Cindy Gannon
Senior Associate Director of
Athletics/Senior Woman
Administrator




Rachel Blunt
Assistant Director of
Athletics for Compliance



Nate Saverino
Assistant Director of
Athletics for External
Affairs



Sara Cummings
Administrative
Assistant



Elizabeth Maldonado
Director of Business
Operations



Marcia Hendrix
Assistant Ticket
Manager/Insurance



Barb Kinsey
Administrative Assistant
for Development



Alfred Castillo
Head Athletic
Trainer




Ryan Johnson
Strength &
Condition Coach



Jeff Honza
Sports Information
Director



Kent Phillips
Coordinator of Facilities
& Event Management



Phillip Lady
Marketing Coordinator




Sharon Burgard
Academic Services
Coordinator




Beth Easter
Faculty Athletics
Representative




Courtney Lawson
Academic Services
Assistant



Maria Dominguez
Assistant Athletic
Trainer



Ben Fox
Assistant Athletic
Trainer



Amanda Martin
Assistant Athletic
Trainer




Christopher Brown
Assistant Director
of Compliance




Ryan Hilgemann
Assistant Sports
Information Director



Dickey Nutt
Head Men's
Basketball Coach



Ty Margenthaler
Head Women's
Basketball Coach



Ryan Lane
Head Cross Country
Coach/Assistant Track &
Field Coach



Tom Matukewicz
Head Football
Coach



Kristi Ewasko
Head Women's
Gymnastics Coach



Heather Nelson
Head Women's
Soccer Coach



Lana Richmond
Head Softball
Coach



Eric Crumpecker
Head Track & Field
Coach

Athletics Staff


Athletics Staff



Julie Yankus
Head Women's
Volleybal Coach



Kodie Bennett
Cheerleading
Coach



Tatianna Parham
Sundancers
Coach




Jesse Evans
Assistant Men's
Basketball Coach



Jamie Rosser
Assistant Men's
Basketball Coach



Jon Cremins
Assistant Men's
Basketball Coach



Ben Coomes
Assistant Women's
Basketball Coach



Heather Ezell
Assistant Women's
Basketball Coach



LaToya Howell
Assistant Women's
Basketball Coach



Jon Wiemers
Assistant Head Football
Coach/Off. Line




Bryce Saia
Assistant Football Coach/
Defensive Coordinator




Sherard Poteete
Offensive Coordinator/
Quarterbacks



Sarah Shire Brown
Assistant Women's
Gymnastics Coach




Paul Nelson
Associate Head Women's
Soccer Coach



Sarah Willis
Assistant Softball
Coach



Stephanie Mata
Assistant Softball
Coach



Matt Koelling
Assistant Track &
Field Coach



Miles Smith
Assistant Track &
Field Coach




Kayani Turner
Assistant Women's
Volleyball Coach



Nikki Buchholz
Assistant Women's
Volleyball Coach




Robby Rasco
Equipment Manager




Emily Obergöenner
Graduate Assistant
Academic Services




Sean Stevenson
Sports Information
Assistant



Taylor Grayson
Facilities & Event
Management Assistant




Ricky Zum Mallen
Graduate Assistant
Marketing & Promotions



Ben Krueger
Graduate Assistant
Athletic Trainer



Megan Rottler
Strength & Conditioning
Specialist



Andrew Salter
Graduate Assistant
Strength & Conditioning



SOUTHEAST MISSOURI STATE UNIVERSITY



The mission of Southeast Missouri State University Department of Athletics is to provide a first class, student-athlete centered collegiate experience emphasizing the core values of academic excellence, social development, and competitive success. The Department of Athletics strives to compete at the highest possible level in the Ohio Valley Conference and other conference affiliations. The principles of integrity, student welfare, sportsmanship, ethical conduct, rules compliance, equity and diversity, and the prudent management of resources are the foundation on which we operate.





2014 SEASON PREVIEW



SOUTHEAST MISSOURI STATE UNIVERSITY

The 2014 Southeast Missouri baseball season will be the second under head coach Steve Bieser. The Redhawks finished the 2013 season 26-33, 13-17 in Ohio Valley Conference play. This season, the Redhawks return all eight position starters from last season but must rebuild on the mound after losing the majority of the pitching staff. Southeast was predicted to finish sixth in the Ohio Valley Conference Preseason Poll this season. No Redhawks were selected to the Preseason All-OVC Team.

Starting Pitchers

The Redhawks starting rotation will consist of five main guys; three newcomers and two familiar faces for the Redhawks.

Tyler Iago (Newcastle, Okla./Redlands CC) will be atop the mound on Fridays for Southeast. Iago and Lenaburg were both teammates at Redlands the last couple seasons. "Tyler is a three-pitch guy who works quick and commands the strike



zone. He is a guy the defense really enjoys playing behind."

Christian Hull (O'Fallon, Mo./Fort Zumwalt West) will be the Saturday starter. Hull returns to the pitching staff in 2014 after missing last season with Tommy John surgery. "Christian has worked very hard to rehab from his surgery last season and I believe he has the potential to be our Saturday starter in a very crucial roll. Saturday games are pivotal in a series because it swings a series one way or another and Christian will be the guy to either give us the opportunity to sweep on Sunday or turn the tide in our favor."

Ryan Lenaburg (Sentinel, Okla./Redlands CC) will be given the ball as the Redhawks' Sunday night starter. "Ryan is a highly competitive guy who always wants the ball," Bieser said.

Joining the weekend starters are Southeast's midweek starters. Returner **Alex Winkelman (Crystal City, Mo./Crystal City HS)** will be the go-to guy for the Redhawks' midweek games. "Alex proved to be very valuable last season as a true freshman and we will look to him to start our midweek games for us."

Freshman **Andrew Croucher (Galveston, Tex./Galveston Ball HS)** will also be a potential starting pitcher for midweek contests. "Andrew is a young guy who has shown a lot of improvement in his short time here. We will look to start him during weeks we have two midweek games."

The Bullpen

Skylar Cobb (Scott City, Mo./Three Rivers CC) returns to Southeast's bullpen after a successful season in 2013. "Skylar's main job will be as a lefty-specialist for us. Since we are short in the left-handed



pitchers category, he will be called upon a lot to come in key places to face tough left-handed batters."

Another familiar face to Southeast's bullpen is **Alex Siddle (Belleville, Ill./Belleville East)**. Siddle returns after a successful rookie campaign in 2013. "Alex was very good for us last year as a true freshman and he has been working very hard over the summer and off-season. I expect Alex to be a very good relief pitcher for us this season."

The Redhawks welcome a number of new faces to the bullpen staff. Four pitchers in particular will be key players in the bull pen. **Garret Stockton (Qulin, Mo./Three Rivers CC)**, **Greg Mosel (Darwin, Australia/Redlands CC)**, **Travis Hayes (Crystal City, Mo./Jefferson College)**, and **Brady Wright (Jonesboro, Ill./Rend Lake)** will all be called upon to either be a multiple-inning relief pitcher or fill a

Season Preview

closer roll. "We believe any or all of these four guys can fill either of these rolls for us this season. Only time will tell on what roll they settle in to."

Catchers

Southeast Missouri features a lot of depth behind the dish this season. **Alex Burridge (Queen Creek, Ariz./Perry HS)** returns as the Redhawks' veteran catcher. "Alex has looked very good behind the plate this season and has helped our new catchers transition to Southeast and Division I baseball."

Along with Burridge, two transfer students will be vying for time in the catching position in 2014. **Scott Mitchell (Dublin, Calif./Chabot College)** and **Cole Ferguson (Salem, Ore./Western Nevada)** are both quality catchers who are also skilled offensively. "Scott and Cole have both looked very good behind the plate this off season and are also good

offensively. Look for both of them to earn the everyday starting catcher position early in the season."

Freshman **Jake Perry (St. Louis, Mo./Webster Groves)** will be using 2014 to grow as a catcher and learn from the three talented players in front of him.

First Base

Matt Teller (Sarasota, Fla./Lindenwood) returns as the Redhawks' power-hitting first baseman. "Matt has shown terrific power in his summer and off-season practices and we fully expect him to be that power hitter we all expect him to be this season."

Freshman **Broc Kreidler (Ste. Genevieve, Mo./Ste. Genevieve HS)** will be using 2014 to improve as an infielder in his young career. "Broc is one of those guys who is very young and still transitioning to Division I baseball."

Second Base

Louisville Slugger Preseason All-American **Jason Blum (Ste. Genevieve, Mo./Valle Catholic)** will be Southeast's second baseman. "Jason was excellent for us last year and really took the second base position to heart. Jason will most likely hit in the second batting position for us because he does a terrific job of getting on base and will compliment our big bats well."

Backing up Blum at second base will be **John Logan Zink (Louisville, Ill./Olney Central College)**. Zink saw a lot of time off the bench in 2013 and will be a solid backup at second for Southeast. "John Logan is one of those guys who is willing to help his team, no matter the job. He has been known to play the field, pinch hit in key spots, and pinch run. I know we can count on him to step in whenever we need




him."

Third Base

Returning to the Redhawks' for his junior season is **Andy Lennington (Franklin, Tenn./Brentwood Academy)**. Lennington will be Southeast's everyday third baseman again this season. "Andy was terrific for us at third last season and we are thankful to have him back. We look for Andy to be more consistent at the plate for us in 2014. Andy would get on hot streaks last year but suddenly come down with an injury or go cold. He has continued to mature over the summer and off season and I expect that to carry over into the season."

Playing behind Lennington at third is **Nolan Fisher (Wentzville, Mo./Wentzville Holt)**. Fisher saw a lot of time at third last season while also hitting over .300 at the plate. "Nolan is a great third baseman who challenges Andy everyday for a starting role. When he was at third





SOUTHEAST MISSOURI STATE UNIVERSITY

last year, the rest of the infield didn't skip a beat. He fits the role well and he is one of those guys we know we can count on at any time."

Short Stop

The short stop position will be highly competitive in 2014. Sophomore **Brandon Boggetto (Joliet, Ill./Providence Catholic)** returns after having a breakout freshman campaign in 2013. "Brandon was excellent for us last year as a true freshman and he proved to be very clutch on numerous occasions."

Challenging Boggetto for the starting short stop role is sophomore **Andy Lack (Kennett, Mo./Kennett HS)**. Lack redshirted his first year at Southeast and has used the last two seasons to grow and mature in the six-hole. "Andy has a very flashy glove and has improved incredibly since last season. Between he and Brandon, it will be a good battle for a



consistent starting role."

Outfield

Right now, Southeast is looking at four outfielders to fill three outfield positions in 2014; which isn't necessarily a bad problem to have.

Derek Gibson (Bonne Terre, Mo./North County) will return to the outfield for his senior campaign. "Derek had a terrific summer and has matured so much in his time here; both as a hitter and as an outfielder. I look for Derek to be more of a power hitter in 2014, much like his sophomore year."

In center field, senior **Cole Bieser (St. Genevieve, Mo./Valle Catholic)** returns after missing the latter half of the season due to a wrist injury. "Cole has tremendous speed and that comes in handy to cover so much ground in center field. In terms of the batting lineup, Cole's speed on the bases really challenges the hitters behind him. Expect to see him batting leadoff to challenge the second through four spot hitters."

As for right field, the Redhawks return two outfielders, both highly suited for the position. **Dalton Hewitt (Ballwin, Mo./St. John Vianney)** returns after a great 2013 season both at the plate and in the field. "We used Dalton in right field as well as behind the plate last season. Since we are pretty deep behind the plate, we expect to see Dalton playing a lot of time in right this year."

Ready at a moments notice to pick up right where he left off a stellar freshman campaign is **Clayton Evans (Fenton, Mo./Rockwood Summit)**. Evans was the lone Redhawk in 2013 to earn any postseason OVC honors when he was named to the All-Newcomer team. Evans



also picked up Freshman All-American honors in 2013. "Clayton was terrific as a true freshman last year. Unfortunately, we have four terrific outfielders for three positions so Clayton will be backing everyone up this season."

Brendon Neel (Festus, Mo./Cincinnati) will not play in 2014 due to NCAA transfer rules but is expected to play the outfield for Southeast in 2015.

Designated Hitter

Ryan Barnes (St. Louis, Mo./St. John Vianney) is expected to step in as Southeast's DH again this season. "Ryan loves being our DH and fits the mold nicely. He is an excellent offensive guy who has been swinging a good bat. Thankfully, we are also pretty deep in the DH position with quality guys on our bench this season"

Also on the roster in 2014 is **John**

Season Preview

Hogan (St. Louis, Mo./Austin Peay).

Hogan transferred to Southeast from OVC foe Austin Peay this season after suffering a debilitating concussion after his sophomore campaign with the Govs. "John is one of the best players I know but unfortunately, he does not feel he is ready to contribute to the team yet. I know John very well and when he feels he's ready, we will work him in to our lineup."

2014 Schedule

Southeast Missouri will open the 2014 schedule in Tulsa, Okla., home of the Oral Roberts Golden Eagles (Feb. 14-16). "Opening the season with Oral Roberts will tell us right off the bat how good we look and how the season will shape up. I know we will be ready and so will they!"

Southeast returns home for five games in week two of the season. The first three-game home series will be against IPFW (Feb. 21-23). "Our series with IPFW will

be a good home series for our fans to come out and see us play against a good Division I team."

Week three pits Southeast against a very good Memphis team at FedExPark (Feb. 28-Mar. 2). "After taking two-of-three from the Tigers last year, I feel we have created a nice rivalry with them and that will only prepare us for conference play a week later this season."

Southeast Missouri will open OVC play at home, March 7-9 against the Belmont Bruins. The Redhawks have a tough conference travel schedule as they will take the long hauls to Eastern Kentucky (Mar. 14-16), Jacksonville State (Apr. 25-27), and Tennessee Tech (May 9-11). "No matter who you play in conference, you can never let your guard down. Anyone can beat anyone in this conference and you must be prepared for anything. The OVC is getting better and better each year and everyone has a chance to hoist the tournament trophy at the end of the season."

Southeast's midweek games in 2014 feature three home-and-home series as well as three games against Southeastern Conference opponents.

Southeast will play a home-and-home series with Arkansas State (Feb. 25, Apr. 1), Saint Louis (Mar. 18, Apr. 15), and Southern Illinois (Apr. 8, Apr. 22). "Our home-and-home series are highly competitive every year against three very good regional teams. Our goal this year is to sweep two of the three series."

Three SEC teams make an appearance on the schedule this season in Mississippi State (Mar. 25), Missouri (Apr. 29), and Vanderbilt (May 13). "These SEC games will be excellent opportunities

for our players to play big-name teams. Mississippi State is projected No. 2 in the country right now after being runners-up in the 2013 College World Series and Vanderbilt is always a top-ranked team."

OVC Predicted Order of Finish

1. Tennessee Tech (19 first-place votes)
2. Austin Peay (2)
3. Belmont
4. Jacksonville State
5. Eastern Kentucky (1)
6. *Southeast Missouri*
7. Eastern Illinois
8. SIUE
9. Morehead State
10. Murray State
11. UT Martin

OVC Preseason Team

C – Sean Hagen, Eastern Kentucky *
1B – Zach Stephens, Tennessee Tech #
2B – Zach Zarzour, Tennessee Tech #
SS – Dylan Bosheers, Tennessee Tech #
3B – Daniel Miles, Tennessee Tech *
OF – Michael Bishop, Jacksonville State *
OF – Caleb Howell, Eastern Illinois #
OF – Griff Gordon, Jacksonville State
DH – Brandon Thomasson, Tennessee Tech *
UT – Kane Sweeney, Morehead State #
SP – Dan Ludwig, Belmont *
SP – Austin Coley, Belmont
SP – Travis Felax, SIUE #
RP – Travis Stout, Jacksonville State #
RP – Seth Lucio, Tennessee Tech #

* - 1st Team All-OVC in 2013

- 2nd Team All-OVC in 2013

Preseason OVC Player of the Year:

Zach Stephens, Tennessee Tech

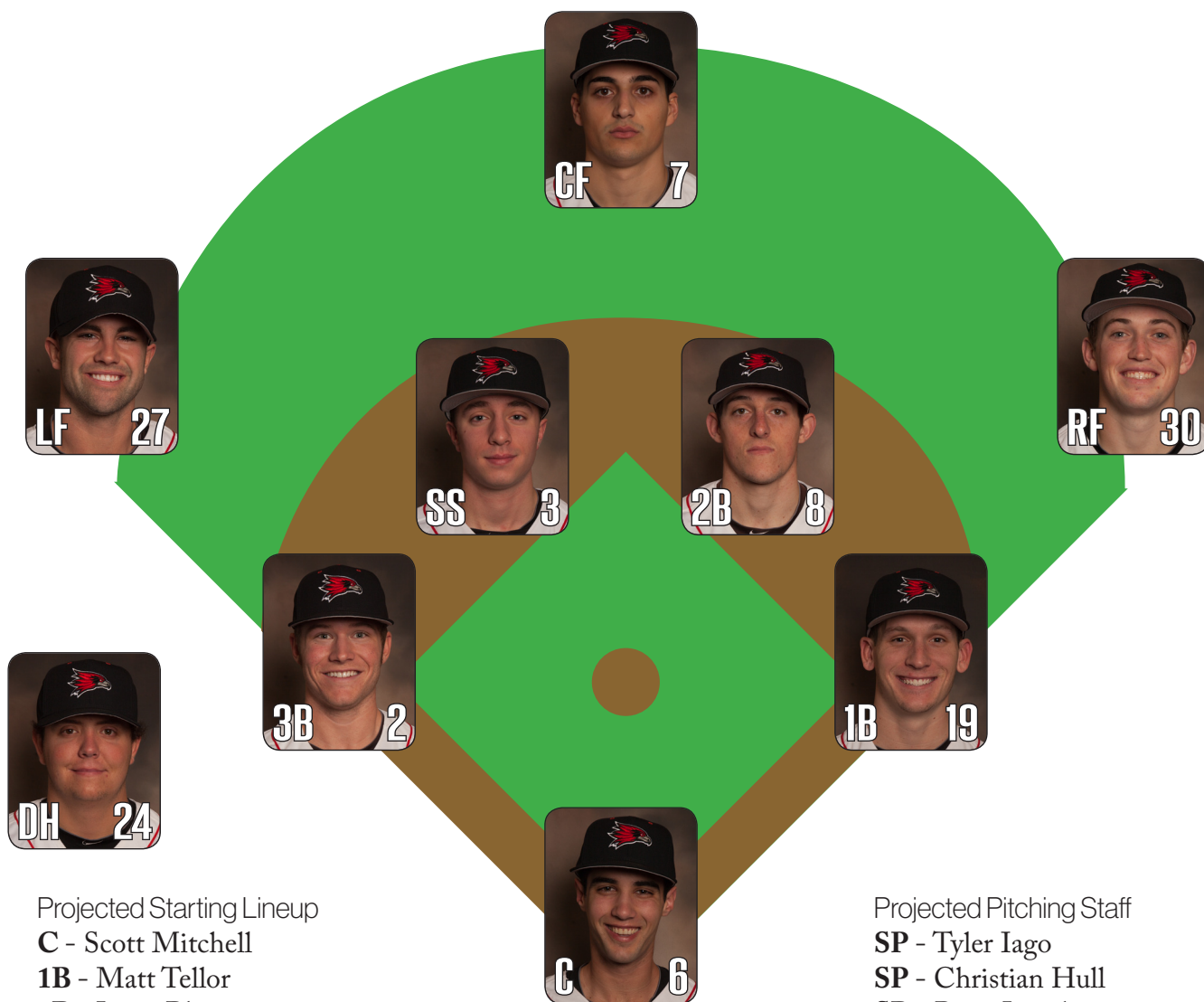
Preseason OVC Pitcher of the Year:

Travis Stout, Jacksonville State





SOUTHEAST MISSOURI STATE UNIVERSITY



Projected Starting Lineup

C - Scott Mitchell
1B - Matt Teller
2B - Jason Blum
3B - Andy Lennington
SS - Brandon Boggetto
LF - Derek Gibson
CF - Cole Bieser
RF - Dalton Hewitt
DH - Ryan Barnes

Projected Pitching Staff

SP - Tyler Iago
SP - Christian Hull
SP - Ryan Lenaburg
SP - Alex Winkelman
SP - Andrew Croucher
RP - Skylar Cobb
RP - Travis Hayes
RP - Garret Stockton
RP - Brady Wright
RP - Greg Mosel

Projected Starting Lineup

2014 Roster

#	Name	Ht.	Wt.	Pos.	B/T	Class	Hometown / Previous School
1	Andy Lack	INF	R/R	5-10	160	So.	Kennett, Mo. / Kennett HS
2	Andy Lennington	INF	R/R	6-1	180	Jr.	Franklin, Tenn. / Brentwood Academy
3	Branden Boggetto	INF	R/R	5-11	180	So.	Joliet, Ill. / Providence Catholic HS
4	Clayton Evans	OF	R/R	5-11	185	So.	Fenton, Mo. / Rockwood Summit HS
5	Nolan Fisher	INF	R/R	6-0	195	Jr.	Wentzville, Mo. / Wentzville Holt HS
6	Scott Mitchell	C	L/R	5-10	160	So.	Dublin, Calif. / Chabot College
7	Cole Bieser	OF	R/R	5-11	185	Sr.	Ste. Genevieve, Mo. / Valle Catholic HS
8	Jason Blum	INF	R/R	5-10	175	Jr.	Ste. Genevieve, Mo. / Valle Catholic HS
9	Broc Kreidler	INF	R/R	6-1	185	Fr.	Ste. Genevieve, Mo. / Ste. Genevieve HS
10	John Hogan	1B/OF	L/L	6-0	215	Sr.	St. Louis, Mo. / Austin Peay
11	Tyler Iago	RHP	R/R	6-3	185	Jr.	Newcastle, Okla. / Redlands CC
12	Christian Hull	LHP	L/L	6-1	188	Jr.	O'Fallon, Mo. / Ft. Zumwalt West HS
13	Cole Ferguson	C	R/R	6-0	220	Jr.	Salem, Ore. / Western Nevada
14	Jake Perry	C	R/R	6-1	210	Fr.	St. Louis, Mo. / Webster Groves HS
15	John Logan Zink	INF	R/R	5-11	170	Sr.	Louisville, Ill. / Olney Central College
16	Skylar Cobb	LHP	R/L	5-9	160	Sr.	Scott City, Mo. / Three Rivers CC
17	Andrew Croucher	RHP	R/R	6-2	205	Fr.	Galveston, Tex. / Galveston Ball HS
18	Travis Hayes	RHP	R/R	6-3	185	Jr.	Crystal City, Mo. / Jefferson College
19	Matt Tellor	1B	S/R	6-5	210	Sr.	Sarasota, Fla. / Lindenwood University
20	Alex Siddle	RHP	R/R	6-5	185	So.	Belleville, Ill. / Belleville East HS
21	Alex Winkelman	LHP	L/L	6-2	172	So.	Crystal City, Mo. / Crystal City HS
22	Riley Calvird	RHP	R/R	6-1	215	Fr.	Farmington, Mo. / Central HS
23	Garret Stockton	RHP	L/R	5-10	180	Jr.	Qulin, Mo. / Three Rivers CC
24	Ryan Barnes	DH/1B	L/R	6-3	215	Jr.	St. Louis, Mo. / St. John Vianney HS
27	Derek Gibson	OF	L/R	6-3	225	Sr.	Bonne Terre, Mo. / North County HS
28	Cody Spanberger	RHP	R/R	6-4	205	So.	Granite City, Ill. / Granite City HS
30	Dalton Hewitt	OF/C	L/R	5-11	185	Jr.	Ballwin, Mo. / St. John Vianney HS
31	Brady Wright	RHP	R/R	6-3	210	So.	Jonesboro, Ill. / Rend Lake
32	Perry Middleton	RHP	R/R	6-0	160	Jr.	Caruthersville, Mo. / Three Rivers CC
33	Matthew Wade	RHP	R/R	6-3	175	Fr.	Cordova, Tenn. / First Assembly Christian
34	Ryan Lenaburg	RHP	R/R	6-4	195	Jr.	Sentinel, Okla. / Redlands CC
36	Joey Burris	RHP	R/R	6-2	175	Fr.	Pinckneyville, Ill. / Pinckneyville HS
37	Greg Mosel	RHP	R/R	6-0	195	Jr.	Darwin, Australia / Redlands CC
38	Alex Burridge	C	R/R	6-0	210	Jr.	Queen Creek, Ariz. / Perry HS
44	Brendon Neel*	OF	R/R	6-1	200	Sr.	Festus, Mo. / Cincinnati

Head Coach: Steve Bieser (Second Season | Southeast Missouri, 1989)
 Assistant Coaches: Dillon Lawson (Second Season | Transylvania, 2005)
 Lance Rhodes (Second Season | Southeast Missouri, 2008)
 Volunteer Assistant: Jacob Wente (First Season | Southeast Missouri, 2011)

*- Will not compete in the 2014 season due to NCAA transfer rules.

PRONUNCIATION GUIDE

Bieser..... BEE-zuhr
 Jason Blum..... Bloom
 Riley Calvird..... CAL-vurd
 Tyler Iago..... EYE-go
 Broc Kreidler..... CRITE-ler
 Greg Mosel..... Mo-ZELL
 Jacob Wente..... WEN-tee

ROSTER BREAKDOWN

Total Squad Members35
 Seniors.....7
 Transfers.....2
 Juniors14
 Transfers.....7
 Sophomores.....8
 Transfers.....2
 Freshman.....6

BREAKDOWN BY STATE/COUNTRY

Arizona.....1
 Alex Burridge
 California.....1
 Scott Mitchell
 Florida.....1
 Matt Tellor
 Illinois6
 Brandon Boggetto, Joey Burris,
 John Logan Zink, Alex Siddle,
 Cody Spandberger, Brady Wright
 Missouri19
 Ryan Barnes, Cole Bieser, Jason Blum,
 Riley Calvird, Skylar Cobb, Clayton Evans,
 Nolan Fisher, Derek Gibson, Travis Hayes,
 Dalton Hewitt, John Hogan, Christian Hull,
 Broc Kreidler, Andy Lack, Perry Middleton,
 Brendon Neel, Jake Perry, Garret Stockton,
 Alex Winkelman
 Oregon1
 Cole Ferguson
 Oklahoma.....2
 Tyler Iago, Ryan Lenaburg
 Tennessee2
 Andy Lennington, Matthew Wade
 Texas.....1
 Andrew Croucher
 Australia1
 Greg Mosel



SOUTHEAST MISSOURI STATE UNIVERSITY

 5-10 • 160 • INF R/R • So. 1 Kennett, Mo. Kennett High School	 6-1 • 180 • INF R/R • Jr. 2 Franklin, Tenn. Brentwood Academy	 5-11 • 180 • INF R/R • So. 3 Joliet, Ill. Providence Academy	 5-11 • 185 • OF R/R • So. 4 Fenton, Mo. Rockwood Summit	 6-0 • 195 • INF R/R • Jr. 5 Wentzville, Mo. Wentzville Holt	 5-10 • 160 • C L/R • So. 6 Dublin, Calif. Chabot College	 5-11 • 185 • OF R/R • Sr. 7 Ste. Genevieve, Mo. Valle Catholic
 5-10 • 175 • INF R/R • Jr. 8 Ste. Genevieve, Mo. Valle Catholic	 6-1 • 185 • INF R/R • Fr. 9 Ste. Genevieve, Mo. Ste. Genevieve High School	 6-0 • 215 • 1B/OF L/L • Sr. 10 St. Louis, Mo. Austin Peay	 6-3 • 185 • RHP R/R • Jr. 11 Newcastle, Okla. Redlands CC	 6-1 • 188 • LHP L/L • Jr. 12 O'Fallon, Mo. Fort Zumwalt West	 6-0 • 220 • C R/R • Jr. 13 Salem, Ore. Western Nevada	 6-1 • 210 • C R/R • Fr. 14 St. Louis, Mo. Webster Groves
 5-11 • 170 • INF R/R • Sr. 15 Louisville, Ill. Olney Central College	 5-9 • 160 • LHP R/L • Sr. 16 Scott City, Mo. Three Rivers CC	 6-2 • 205 • RHP R/R • Fr. 17 Galveston, Tex. Galveston Ball	 6-3 • 185 • RHP R/R • Jr. 18 Crystal City, Mo. Jefferson College	 6-5 • 210 • 1B S/R • Sr. 19 Sarasota, Fla. Lindenwood	 6-5 • 185 • RHP R/R • So. 20 Belleville, Ill. Belleville East	 6-3 • 172 • LHP L/L • So. 21 Crystal City, Mo. Crystal City High School
 6-1 • 215 • RHP R/R • Fr. 22 Farmington, Mo. Central High School	 5-10 • 180 • RHP L/R • Jr. 23 Quin, Mo. Three Rivers CC	 6-3 • 215 • DH/1B L/R • Jr. 24 St. Louis, Mo. St. John Vianney	 6-3 • 225 • OF L/R • Sr. 27 Bonne Terre, Mo. North County High School	 6-4 • 205 • RHP R/R • So. 28 Granite City, Ill. Granite City High School	 5-11 • 185 • OF/C L/R • Jr. 30 Ballwin, Mo. St. John Vianney	 6-3 • 210 • RHP R/R • So. 31 Jonesboro, Ill. Rend Lake CC
 6-0 • 160 • RHP R/R • Jr. 32 Caruthersville, Mo. Three Rivers CC	 6-3 • 175 • RHP R/R • Fr. 33 Cordova, Tenn. First Assembly Christian	 6-4 • 195 • RHP R/R • Jr. 34 Sentinel, Okla. Redlands CC	 6-2 • 175 • RHP R/R • Fr. 36 Pinckneyville, Ill. Pinckneyville High School	 6-0 • 195 • RHP R/R • Jr. 37 Darwin, Australia Redlands CC	 6-0 • 210 • C R/R • Jr. 38 Queen Creek, Ariz. Perry High School	 6-1 • 200 • OF R/R • Sr. 44 Festus, Mo. Cincinnati
 Head Coach Second Season	 Assistant Coach Second Season	 Assistant Coach Second Season	 Volunteer Assistant Coach First Season			

TV/Radio Roster

2014 Schedule

Ohio Valley Conference



Feb. 14	3 PM	Oral Roberts	Tulsa, Okla.
Feb. 15	2 PM	Oral Roberts	Tulsa, Okla.
Feb. 16	1 PM	Oral Roberts	Tulsa, Okla.
Feb. 18	3 PM	UALR	Cape Girardeau, Mo.
Feb. 19	3 PM	Harris-Stowe	Cape Girardeau, Mo.
Feb. 21	3 PM	IPFW	Cape Girardeau, Mo.
Feb. 22	2 PM	IPFW	Cape Girardeau, Mo.
Feb. 23	1 PM	IPFW	Cape Girardeau, Mo.
Feb. 25	6 PM	Arkansas State	State University, Ark.
Feb. 28	5 PM	Memphis	Memphis, Tenn.
March 1	5 PM	Memphis	Memphis, Tenn.
March 2	1 PM	Memphis	Memphis, Tenn.
March 4	3 PM	Arkansas - Pine Bluff	Cape Girardeau, Mo.
March 5	2 PM	Arkansas - Pine Bluff	Cape Girardeau, Mo.
March 7	3 PM	Belmont*	Cape Girardeau, Mo.
March 8	2 PM	Belmont*	Cape Girardeau, Mo.
March 9	1 PM	Belmont*	Cape Girardeau, Mo.
March 11	3 PM	Missouri State	Cape Girardeau, Mo.
March 14	2 PM	Eastern Kentucky*	Richmond, Ky.
March 15	1 PM	Eastern Kentucky*	Richmond, Ky.
March 16	12 PM	Eastern Kentucky*	Richmond, Ky.
March 18	3 PM	Saint Louis	Cape Girardeau, Mo.
March 21	3 PM	Morehead State*	Cape Girardeau, Mo.
March 22	2 PM	Morehead State*	Cape Girardeau, Mo.
March 23	1 PM	Morehead State*	Cape Girardeau, Mo.
March 25	6:30 PM	Mississippi State	Starkville, Miss.
March 28	6 PM	UT Martin*	Martin, Tenn.
March 29	3 PM	UT Martin*	Martin, Tenn.
March 30	1 PM	UT Martin*	Martin, Tenn.
April 1	6 PM	Arkansas State	Cape Girardeau, Mo.
April 4	5 PM	SIUE*	Cape Girardeau, Mo.
April 5	2 PM	SIUE*	Cape Girardeau, Mo.
April 6	1 PM	SIUE*	Cape Girardeau, Mo.
April 8	5 PM	Southern Illinois	Cape Girardeau, Mo.
April 11	6 PM	Austin Peay*	Clarksville, Tenn.
April 12	2 PM	Austin Peay*	Clarksville, Tenn.
April 13	1 PM	Austin Peay*	Clarksville, Tenn.
April 15	6 PM	Saint Louis	Saint Louis, Mo.
April 17	5 PM	Eastern Illinois*	Cape Girardeau, Mo.
April 18	5 PM	Eastern Illinois*	Cape Girardeau, Mo.
April 19	1 PM	Eastern Illinois*	Cape Girardeau, Mo.
April 22	5 PM	Southern Illinois	Carbondale, Ill.
April 25	6 PM	Jacksonville State*	Jacksonville, Ala.
April 26	1 PM	Jacksonville State*	Jacksonville, Ala.
April 27	1 PM	Jacksonville State*	Jacksonville, Ala.
April 29	6 PM	Missouri	Columbia, Mo.
May 2	5 PM	Murray State*	Cape Girardeau, Mo.
May 3	2 PM	Murray State*	Cape Girardeau, Mo.
May 4	1 PM	Murray State*	Cape Girardeau, Mo.
May 9	6 PM	Tennessee Tech*	Cookeville, Tenn.
May 10	2 PM	Tennessee Tech*	Cookeville, Tenn.
May 11	1 PM	Tennessee Tech*	Cookeville, Tenn.
May 13	6:30 PM	Vanderbilt	Nashville, Tenn.
May 15	2 PM	IPFW	Fort Wayne, Ind.
May 16	2 PM	IPFW	Fort Wayne, Ind.
May 17	12 PM	IPFW	Fort Wayne, Ind.
May 21-25	TBA	OVC Tournament	Jackson, Tenn.


Non-Conference





SOUTHEAST MISSOURI STATE UNIVERSITY

February/March

Sunday	Monday	Tuesday	Wednesday	Thursday	Friday	Saturday
9	10	11	12	13	14 	15 
16 	17	18 	19 	20	21 	22 
23 	24	25 	26	27	28 	1 
2 	3	4 	5 	6	7 	8 
9 	10	11 	12	13	14 	15 
16 	17	18 	19	20	21 	22 
23 	24	25 	26	27	28 	29 
30 	31					
































■ - Home Game

■ - Away Game

All home games played at Capaha Field

2014 Schedule

April/May

Sunday	Monday	Tuesday	Wednesday	Thursday	Friday	Saturday
		1 	2	3	4 	5 
6 	7	8 	9	10	11 	12 
13 	14	15 	16	17 	18 	19 
20	21	22 	23	24	25 	26 
27 	28	29 	30	1	2 	3 
4 	5	6	7	8	9 	10 
11 	12	13 	14	15 	16 	17 
18	19	20	21 	22 	23 	24 

■ - Home Game

■ - Away Game

All home games played at Capaha Field



SOUTHEAST MISSOURI STATE UNIVERSITY



Oral Roberts
Tulsa, Okla.
Feb. 14-16
Marriott Tulsa Hotel Southern Hills
1902 E 71st St.
Tulsa, OK 74136
Phone: (918) 523-3591
Website: <http://bit.ly/1bSiB3v>



Memphis
Memphis, Tenn.
Feb. 28 - March 2
The Memphis Hotel
2625 Thousand Oaks Blvd.
Memphis, TN 38118
Phone: (901) 362-6200
Website: <http://bit.ly/1ii0gTh>



Eastern Kentucky
Richmond, Ky.
March 14-16
Quality Inn
2006 Colby Taylor Dr.
Richmond, KY 40475
Phone: (859) 623-0063
Website: <http://bit.ly/1bSjQ2P>



Mississippi State
Starkville, Miss.
March 25
TBA
...
...
Phone:
Website:



UT Martin
Martin, Tenn.
March 28-30
Days Inn
800 University Street
Martin, TN 38237
Phone: (731) 587-9577
Website: <http://bit.ly/1cBSy4e>



Austin Peay
Clarksville, Tenn.
April 11-13
Quality Inn Exit 4
3095 Wilma Rudolph Blvd.
Clarksville, TN 37040
Phone: (931) 648-4848
Website: <http://bit.ly/1lQhW8e>



Jacksonville State
Jacksonville, Ala.
April 25-27
Country Inn & Suites
100 Colonial Dr.
Oxford, Ala. 36203
Phone: (256) 241-0950
Website: <http://bit.ly/1ii3V3q>



Tennessee Tech
Cookeville, Tenn.
May 9-11
Comfort Inn & Suites
1045 Interstate Dr.
Cookeville, TN 38501
Phone: (931) 372-0086
Website: <http://bit.ly/1cPvn2S>

Holiday Inn Express - Brentwood
5566 Franklin Pike Circle
Brentwood, TN 37027
Phone: (615) 221-5001
Website: <http://bit.ly/1mO6MS7>

Holiday Inn - Vanderbilt
2613 West End Ave
Nashville, TN 37302
Phone: (615) 327-4707
Website: <http://bit.ly/1jB58G5>



IPFW
Fort Wayne, Ind.
May 15-17
Hotel Fort Wayne
305 East Washington Center Rd.
Fort Wayne, IN 46825
Phone: (260) 484-0411
Website: <http://bit.ly/1krIW3F>



COACHING STAFF



SOUTHEAST MISSOURI STATE UNIVERSITY

STEVE BIESER

Head Coach

Second Season

Southeast Missouri

1989



Steve Bieser begins his second season at the helm of the Redhawks after serving as the interim head coach during the 2013 season. Bieser was named the fifth head coach of Southeast Missouri baseball on May 15, 2013.

During his first year leading the Redhawks, the baseball team finished the season 26-33, 13-17 in Ohio Valley Conference play. The baseball team also kept its record 19 consecutive OVC Tournament appearance streak alive in 2013. Academically, the Redhawk baseball team recorded a 3.23 cumulative grade point average, as 26 players achieved a 3.0 or better GPA.

Prior to taking over as head coach of the Redhawks, Bieser served as the pitching coach in 2011 and 2012.

Bieser coached starting pitcher Shae Simmons, who led the OVC in strikeouts in 2012 with 89 on his way to being named Second Team All-OVC. Simmons was drafted by the Atlanta Braves in the 26th round of the 2012 Major League Baseball Draft.

In 2011, the Redhawks pitching staff ranked third in the Ohio Valley Conference in pitching recording a team ERA of 4.97, as the Redhawks recorded their first earned run average under five since 2007.

The Redhawks team ERA also improved from 2010 as the Southeast hurlers trimmed their team ERA by over one run. Bieser also mentored two pitchers to Second-Team

All-OVC honors in Logan Mahon and Jordan Underwood. Mahon was later drafted by the Colorado Rockies in the 22nd round of the MLB Draft.

Bieser, a native of Ste. Genevieve, Mo. came to Southeast after a very successful campaign as head coach at St. John Vianney High School in Kirkwood, Mo. In seven seasons at the helm of the Griffins, his team won two state championships in 2004 and 2006. He compiled a record of 137-51.

In 2009, he took over the Danville Dans of the Prospect League. Bieser coached the Dans to the Central League Championship but fell in the championship game.

Five of his players were selected in the First Year Major League Player Draft (1st, 5th, 21st, 22nd, & 42nd rounds). Over 80 percent of his high school players have gone on to play collegiate baseball with 16 playing at the Division I level, four attaining freshman All-America status and one, former Redhawk Jim Klocke, being named a two-time All-American.

As a player, Bieser graduated from Southeast Missouri State in 1989 and was selected in the 32nd round of the 1989 June Draft by the Philadelphia Phillies.

On April 1, 1997, he made his Major League debut with the New York Mets as a catcher. Bieser was the ultimate utility player for the Mets playing all three outfield positions and the catching position. The following season, he signed with the Pittsburgh Pirates, serving as backup catcher, outfielder and top pinch hitter. Bieser finished his major league career with a .250 batting average and a perfect career major league fielding percentage over his two-year MLB career.

Bieser played 13 seasons professionally with nine of those seasons being at the Triple-A level or higher. Bieser

Coaching Staff

played every position on the field in his professional career; twice doing it in the same game. He finished second in the batting race of the International League playing for the Ottawa Expos with a .322 average in 1996. Four times in his career, he finished in the top 25 in offensive statistical rankings.

Bieser finished his professional playing career in 2001 with the Memphis Redbirds when he helped lead the Redbirds in 2000 to the Triple-A World Series.

Bieser and his wife, Diahann, have a son (Cole) and three daughters, Whitley (19), Briley (16) and Carley (7).



Steve
BIESER



SOUTHEAST MISSOURI STATE UNIVERSITY

DILLON LAWSON

Assistant Coach
Second Season
Transylvania
2007



Dillon Lawson begins his second season as an assistant coach for the Redhawks. Lawson serves as the hitting coach for Southeast as well as the team's defensive instructor.

After his first season, the Redhawks hit .285 as a team, fourth-best in the OVC, with a .392 slugging percentage. Southeast recorded 583 hits, also fourth in the conference. Individually, Dalton Hewitt hit among the best in the league with a .345 batting average.

Lawson came to Southeast after serving as an assistant coach at Morehead State for three seasons (2010-12). He served as the Eagles' pitching coach for two seasons before serving as the hitting coach in 2012, junior college recruiter and assisted in their strength and conditioning programs.

In 2012, Lawson helped guide the Eagles to their first winning season in five years. The Eagles also qualified for the OVC Tournament in 2012.

In 2010 he helped Morehead State rank in the top-10 in NCAA Division I in several offensive categories as a team. Lawson also coached 25 players that ranked in the NCAA Division I in various offensive categories.

Prior to his time at Morehead State, Lawson spent time at Lindenwood University in St. Charles, Mo. from 2007-2009. He helped guide the Lions to back-to-back NAIA Regional Finals. Lawson coached one NAIA All-American and one Rawlings Gold Glove Award winner.

In the summers of 2010 and 2011 Lawson was a Head Coach at the IMG Baseball Academy Wood Bat League. He was also a pitching instructor for the entire league.

Lawson, a Louisville, Ky. native, is a 2007 graduate of Transylvania University with a degree in Exercise Science. Lawson was a four-year starter for the Pioneers earning All-Conference honors as a junior and senior.

He received his master's degree in education with an emphasis in strength and conditioning from Lindenwood in 2008.

Lawson and his wife Amanda are expecting a baby boy in May.



Dillon
LAWSON



SOUTHEAST MISSOURI STATE UNIVERSITY

LANCE RHODES

Assistant Coach
Second Season
Southeast Missouri
2008



2014 marks Lance Rhodes' second season as the Redhawks' pitching coach and recruiting coordinator.

Rhodes, a former pitcher and volunteer assistant coach for the Redhawks returned to Southeast after serving as assistant coach for three seasons at Wabash Valley College in Illinois. He served as the pitching coach for the Warriors as they compiled 95 wins over a span of two seasons.

While at Wabash Valley College he helped lead the Warriors to back-to-back Great Rivers Athletic Conference regular-season titles. The Warriors also won their first conference tournament championship in 14 years in 2010.

In 2012, Wabash Valley recorded a record of 48-13 as they ranked as high as third in the NJCAA Division I polls, their highest national ranking in school history. His pitching staff recorded an impressive ERA of 2.78.

He was also the pitching coach for the Quincy Gems of the Prospect League in the summer of 2009. He led the Gems to a Western Division Championship that season.

During his time at Southeast, Rhodes assisted in fundraising events and assisted in scheduling. He also helped monitor student-athlete academic progress.

Rhodes graduated from Southeast Missouri in 2008

with a degree in general studies with an emphasis in physical education. He made 37 appearances for Southeast over two seasons with the Redhawks.

The Sikeston, Mo. native received his master's degree in physical education from Emporia State University.

Rhodes and his wife, Brittney, have a son, Max, who was born in July 2013.



Lance
RHODES

2014 BASEBALL GUIDE



SOUTHEAST MISSOURI STATE UNIVERSITY

JACOB WENTE

Volunteer Assistant Coach
First Season
Southeast Missouri
2011



Jacob Wente returns to the Southeast Missouri baseball program as the Volunteer Assistant Coach after a successful career on the mound for the Redhawks from 2010-11.

As a player, Wente recorded 24 appearances as a reliever in his two-year career. Wente pitched 24.1 innings and struck out 10 batters. Besides a successful career on the field, Wente was a model student, being named to the

Ohio Valley Conference Commissioner's Honor Roll both seasons of his career.

Prior to his return to Southeast, Wente spent two years at Arkansas-Monticello, a Division II school, as the graduate-assistant coach. At Arkansas-Monticello, Wente assisted in recruiting, student-athlete academic monitoring, and strength and conditioning.

Wente earned his Bachelor's Degree in Parks and Recreation from Southeast Missouri in 2011. He earned his Master's Degree in Physical Education from Arkansas-Monticello in December 2012.

Wente will be coaching the outfield and coaching first base for the Redhawks this season.

Support Staff

MATT MILHOUSE

Student Manager
First Season
Southeast Missouri
2017



BEN KRUEGER

Athletic Trainer
First Season
Lindenwood
2012



ANDREW SALTER

Strength & Conditioning
Second Season
Brown
2007



Coaching Staff



Jacob
WENTE

2014 BASEBALL GUIDE



SOUTHEAST MISSOURI STATE UNIVERSITY

Steve Bieser's Record vs. Opponents

Career Record at Southeast: 26-33

Ohio Valley Conference

Austin Peay	2-1
Belmont	3-2
Eastern Illinois	1-2
Eastern Kentucky	2-2
Jacksonville State	0-3
Morehead State	1-2
Murray State	1-2
SIUE	2-1
Tennessee Tech	0-4
UT Martin	3-0

Austin Peay (2-1)

Year	AB	R	H	RBI	2B	3B	HR	BB	IBB	SB	CS	HBP	SAC	SF	GDP	K	PO	A	E
2013	109	23	37	21	5	1	1	8	0	3	3	4	0	0	2	17	81	36	6

Belmont (3-2)

Year	AB	R	H	RBI	2B	3B	HR	BB	IBB	SB	CS	HBP	SAC	SF	GDP	K	PO	A	E
2013	167	20	45	17	8	0	1	15	0	7	3	9	7	0	2	39	129	44	2

Eastern Illinois (1-2)

Year	AB	R	H	RBI	2B	3B	HR	BB	IBB	SB	CS	HBP	SAC	SF	GDP	K	PO	A	E
2013	112	30	34	28	5	1	1	19	1	0	1	2	1	1	1	23	75	37	6

Eastern Kentucky (2-2)

Year	AB	R	H	RBI	2B	3B	HR	BB	IBB	SB	CS	HBP	SAC	SF	GDP	K	PO	A	E
2013	147	23	52	19	9	1	2	12	0	3	2	4	2	3	2	26	105	44	5

Jacksonville State (0-3)

Year	AB	R	H	RBI	2B	3B	HR	BB	IBB	SB	CS	HBP	SAC	SF	GDP	K	PO	A	E
2013	98	13	26	12	4	0	1	7	0	1	1	1	2	0	3	22	78	28	2

Morehead State (1-2)

Year	AB	R	H	RBI	2B	3B	HR	BB	IBB	SB	CS	HBP	SAC	SF	GDP	K	PO	A	E
2013	113	20	36	19	4	2	2	10	0	4	1	5	4	0	3	15	75	36	5

Murray State (1-2)

Year	AB	R	H	RBI	2B	3B	HR	BB	IBB	SB	CS	HBP	SAC	SF	GDP	K	PO	A	E
2013	98	11	22	7	6	0	0	10	0	2	1	5	0	0	4	17	77	40	6

SIUE (2-1)

Year	AB	R	H	RBI	2B	3B	HR	BB	IBB	SB	CS	HBP	SAC	SF	GDP	K	PO	A	E
2013	106	21	32	18	13	2	2	11	0	17	1	5	4	0	3	26	78	30	3

Tennessee Tech (0-4)

Year	AB	R	H	RBI	2B	3B	HR	BB	IBB	SB	CS	HBP	SAC	SF	GDP	K	PO	A	E
2013	130	9	31	9	5	0	0	15	0	0	3	1	1	2	3	38	105	34	19

UT Martin (3-0)

Year	AB	R	H	RBI	2B	3B	HR	BB	IBB	SB	CS	HBP	SAC	SF	GDP	K	PO	A	E
2013	94	24	30	19	8	0	2	15	1	3	1	6	1	1	2	19	81	36	2

Non-Conference

Arkansas State	0-2
Creighton	0-1
Harris Stowe	1-0
Memphis	2-1
Mid-Continent	1-0
Missouri	1-0
Missouri State	0-1
New Orleans	3-0
North Dakota State	1-2
Oral Roberts	1-2
Saint Louis	0-2
Southern Illinois	0-2
UALR	1-1

Post-Season

Belmont	2-0
Eastern Kentucky	0-1
Tennessee Tech	0-1



PLAYER PROFILES



SOUTHEAST MISSOURI STATE UNIVERSITY

COLE BIESER

Senior
Outfield
R/R
Ste. Genevieve, Mo.



2013: Played in 37 games, starting all 37 in center field... Missed latter half of season due to injury... Hit for .306 on the season... Recorded 10 doubles and two triples... Led the team in 2013 with 15 stolen bases, ranking seventh in the league in the category... Was perfect in stolen base attempts... Recorded a season-high three runs scored against Mid-Continent (2/20)... Southeast Scholar-Athlete and member of the OVC Commissioner's Honor Roll.

2012: Appeared in 54 contests with 48 starts in the outfield... Recorded six doubles on the season with one triple... Finished the season with 17 RBI and 26 runs scored... Recorded 41 hits and 19 walks on the season... Was third on the Redhawks in hit by pitches with eight... Tied for the team lead in sacrifice bunts with five... Was 3-for-5 twice against IPFW on February 24 and at Wright State on March 11... Recorded a career-high four runs against IPFW on February 26.

2011: Played in 34 games and started four games... Had 24 at bats and scored six runs with four hits... Stole three bases... Led the team as a substitution with 30 games... During the game against Saint Louis on March 21, had

four at-bats, scored a run, had one hit with a walk and batted in a run.

2010: Redshirted.

Prep: Played center field and second base at Valle Catholic High School under head coach Judd Naeger... Earned First Team All-State Coaches Poll, First Team All-State Media Poll, First Team All-Conference, KTJJ Dream Team, and Senior Athlete of the Year accolades... Captured Second Team All-State Coaches Poll and First Team All-Conference honors as a junior... Also played football and was a First Team All-Southeast Coaches and Second Team All-Conference Defensive Back his junior year... Was a scholar athlete his sophomore through senior seasons.

Personal: Born Mar. 29, 1991... Son of Steve and Diahann Bieser... Earned undergraduate degree in Corporate Communication in Dec. 2012... Now pursuing a graduate degree in Higher Education, Educational Leadership, and Counseling with an emphasis in Athletic Administration.

Cole Bieser's Year-by-Year Statistics

Year	avg.	gp-gs	ab	r	h	2b	3b	hr	rbi	tb	slg%	bb	hbp	so	gdp	ob%	sf	sh	sb-att	po	a	e	fld%
2011	.167	34-4	24	6	4	0	0	0	1	4	.167	3	1	11	1	.286	0	0	3-3	13	0	0	1.000
2012	.238	54-48	172	26	41	6	1	0	17	49	.285	19	8	59	1	.342	0	5	5-8	139	2	5	.966
2013	.306	37-37	147	29	45	10	2	0	17	59	.401	9	4	29	1	.363	0	8	15-15	96	0	1	.990
Totals	.262	125-89	343	61	90	16	3	0	35	112	.327	31	13	99	3	.346	0	13	23-26	248	2	6	.977

Returner Profiles



Cole
BIESER

7



SOUTHEAST MISSOURI STATE UNIVERSITY

SKYLAR COBB

Senior

LHP

R/L

Scott City, Mo.



2013: Pitched in 28 appearances for the Redhawks, third most on the pitching staff... Saw 30.0 innings on the mound... Finished the season with a 4.50 ERA and a 1-2 record... Gave up 30 hits and 15 earned runs... Struck out 28 batters... Held opposing batters to a .261 batting average... Southeast Scholar-Athlete and member of the OVC Commissioner's Honor Roll.

Three Rivers CC: Played at Three Rivers Community College... In two seasons he recorded 71.1 innings pitched with an ERA of 4.55... Also recorded 77 strikeouts and five saves.

Prep: All-State, All-Conference and All-District selection at Scott City High School... Conference Player of the Year as a senior as well as Southeast Missourian and Standard Democrat Player of the Year... Helped the Rams to four conference titles and one state title... Also a standout basketball player as All-State and All-Region performer... Also a state qualifier in cross country.

Personal: Son of Harold and Mary Cobb... Born on December 12, 1991... Majoring in Exercise Science at Southeast Missouri.

Skylar Cobb's Year-by-Year Statistics

Year	era	w-l	app	gs	cg	sho	sv	ip	h	r	er	bb	so	2b	3b	hr	bf	bavg	wp	hbp	bk	sfa	sha
2013	4.50	1-2	28	0	0	0/1	0	30.0	30	16	15	15	28	1	0	2	141	.261	6	7	2	2	2
Totals	4.50	1-2	28	0	0	0/1	0	30.0	30	16	15	15	28	1	0	2	141	.261	6	7	2	2	2

Returner Profiles



Skylar
COBB

16



SOUTHEAST MISSOURI STATE UNIVERSITY

DEREK GIBSON

Senior
Outfield
L/R
Bonne Terre, Mo.



2013: Started 52 games in 2013, all but one in left field... Hit for an impressive .332 batting average with 70 hits on the season... Knocked in 31 RBI and slugged three home runs over the fence... Earned 21 walks and was hit by a pitch five times... Scored a team-high four runs against Eastern Illinois (4/20) and knocked in five RBI in the same game... Averaged 1.35 hits per game, a team-best... Recorded a total of 23 multiple hit games and nine multiple RBI games last season... Strung together the longest hitting streak on the team with 17 games... Southeast Scholar-Athlete and member of the OVC Commissioner's Honor Roll.

2012: Was a First Team All-Ohio Valley Conference Selection... Was named National Collegiate Baseball Writers Association (NCBWA) National Hitter of the Week and CollegeBaseballInsider.com National Player of the Week on May 2... Named OVC Player of the Week on April 30... Appeared in 49 games with 46 starts... Recorded a 29 game hitting streak from March 13 to April 29... Was third on the Redhawks in hitting with a .338 batting average ranking ninth in the OVC... Recorded 66 hits on the season with 12 doubles a team-high three triples and seven home runs... Recorded 38

RBI and 32 runs scored as he recorded 31 RBI in OVC play ranking third in the league during conference play... Recorded 19 multi-hit contests... Recorded a hit in 41 of his 49 games played... Recorded 10 hits with 13 RBI and six runs scored in a weekend series at UT Martin from April 27-29 recording a career-high four hits in the first and third games of the series... In the first game of the series at UT Martin he tied a school record with three doubles... In the third game of the series he recorded seven RBI with a career-high two home runs... Was 2-for-3 with three RBI and two runs scored at Eastern Illinois on March 31.

2011: Appeared in one game against Southern Illinois on April 26.

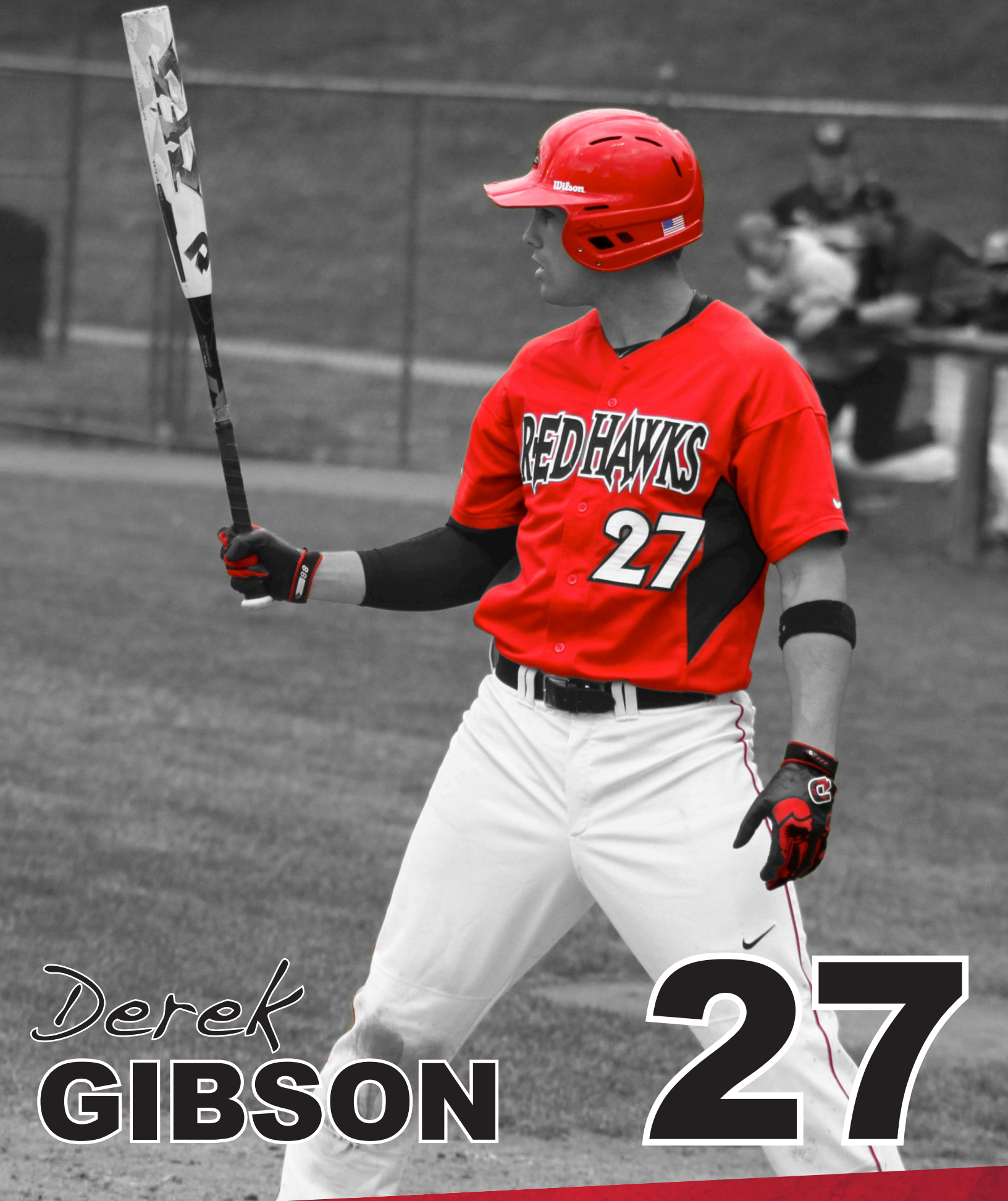
2010: Derek served as the backup quarterback on the football team... The Redhawks won a school record nine consecutive games and finished with a final national ranking of 11.

Personal: Son of Lisa and David Gibson... Born Feb. 25, 1991... Majoring in Pre-Dental.

Derek Gibson's Year-by-Year Statistics

Year	avg.	gp-gs	ab	r	h	2b	3b	hr	rbi	tb	slg%	bb	hbp	so	gdp	ob%	sf	sh	sb-att	po	a	e	fld%
2011	.000	1-0	1	0	0	0	0	0	0	0	.000	0	0	1	0	.000	0	0	0-0	0	0	0	.000
2012	.338	49-46	195	32	66	12	3	7	38	105	.538	7	3	31	6	.371	0	1	0-0	77	2	2	.975
2013	.332	52-52	211	37	70	10	0	3	31	89	.422	21	5	29	3	.403	1	6	6-7	90	3	2	.979
Totals	.334	102-98	407	69	136	22	3	10	69	194	.477	28	8	61	9	.387	1	7	6-7	167	5	4	.977

Returner Profiles



Derek
GIBSON

27

2014 BASEBALL GUIDE



SOUTHEAST MISSOURI STATE UNIVERSITY

MATT TELLOR

Senior
First Base
S/R
Sarasota, Fla.



Personal: Son of Laura and Dan Tellor... Majoring in Business Administration at Southeast Missouri.

2013: Started in 55 games, all at first base... Led the Redhawks in hits (73), RBI (46), home runs (8), at bats (235) and total bases (114) while ranking second in slugging percentage (.485), runs scored (38), and doubles (15)... In the OVC, he ranked ninth in RBI, home runs, and total bases... Scored four runs at Morehead (3/23) and knocked in five RBI at SIUE (4/7)... Hit two home runs in a game on two occasions, first at Morehead (3/23) and at SIUE (4/7)... Recorded 21 putouts against Eastern Illinois (4/19)... Recorded multiple hits in 23 games and multiple RBI in 13... Longest hitting streak of the season was nine games and successfully reached base in 15 consecutive games... Southeast Scholar-Athlete and member of the OVC Commissioner's Honor Roll.

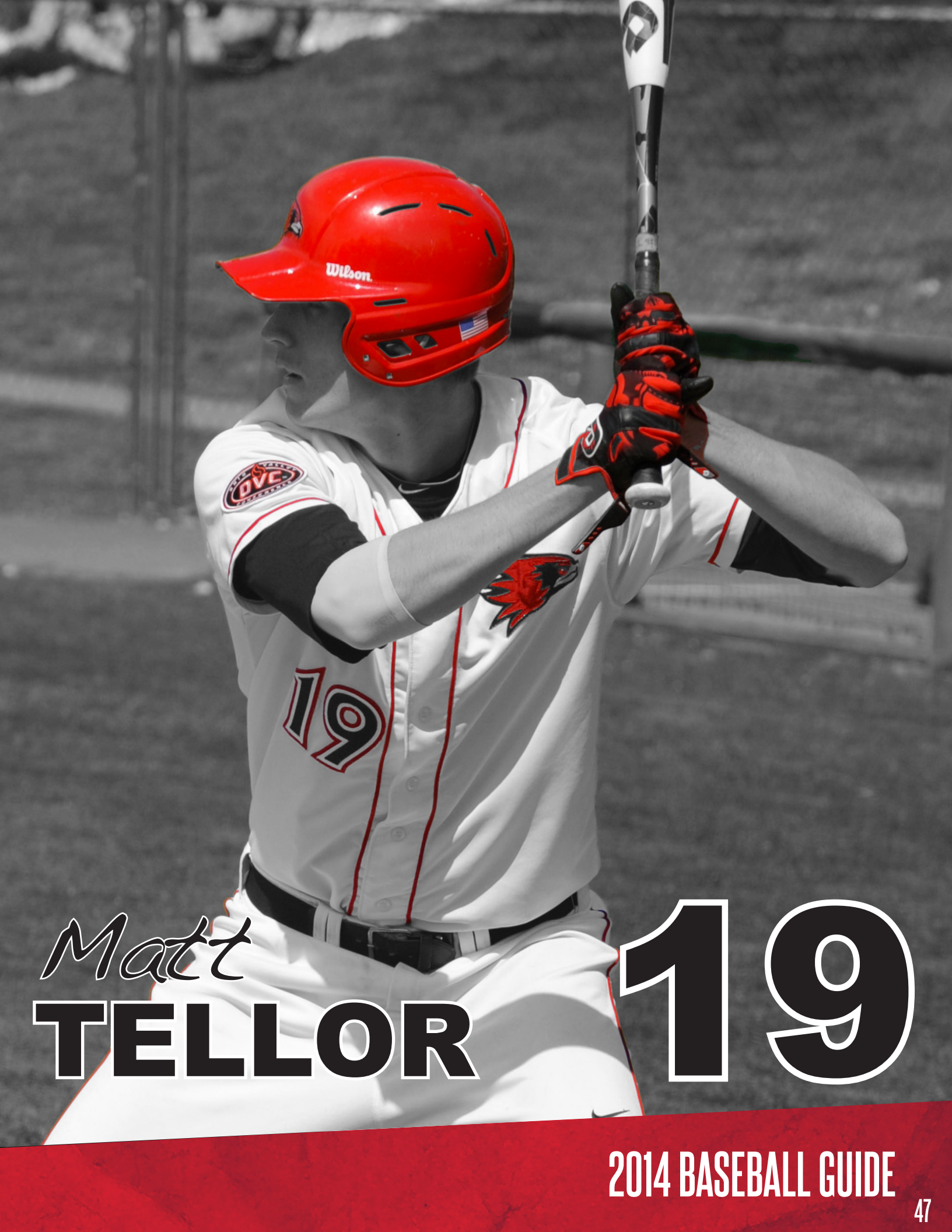
Lindenwood: Attended Lindenwood University for two seasons... Recorded nine home runs and 58 RBI with the Lions... 2012 Prospect League Player of the Year and Co-Top Prospect... He also garnered All-Star Game MVP honors.... Recorded 18 homers and 66 RBI... Also named the fourth best prospect in the League by Baseball America.

Prep: All-Area Honorable Mention at Venice High School.

Matt Tellor's Year-by-Year Statistics

Year	avg.	gp-gs	ab	r	h	2b	3b	hr	rbi	tb	slg%	bb	hbp	so	gdp	ob%	sf	sh	sb-att	po	a	e	fld%
2013	.311	55-55	235	38	73	15	1	8	46	114	.485	16	1	49	8	.356	1	2	3-3	484	36	11	.979
Totals	.311	55-55	235	38	73	15	1	8	46	114	.485	16	1	49	8	.356	1	2	3-3	484	36	11	.979

Returner Profiles



Matt
TELLOR

19

2014 BASEBALL GUIDE



SOUTHEAST MISSOURI STATE UNIVERSITY

JOHN LOGAN ZINK

Senior

Infield

R/R

Louisville, Ill.



Achievement.

Prep: Graduate of North Clay High School ... During his high school career he blasted 28 home runs with 155 RBI's... During his time at North Clay he hit .425 with 63 doubles and 167 runs scored and 103 stolen bases... Also participated in basketball... Excelled in the classroom as part of the National Honor Society.

Personal: Son of Johnny and Shelly Zink... Born on November 15, 1990... Married the former Kaitlin Wallace in July 2012... Plans on majoring in General Studies.

2013: Played in 33 games, started seven... Started five games at second base, one in right field, and one as the designated hitter... Saw 35 at bats on the season... Recorded eight hits and scored seven runs with three RBI... Southeast Scholar-Athlete and member of the OVC Commissioner's Honor Roll.

2012: Appeared in 33 games with 16 starts in his first season with the Redhawks... Saw action in the outfield and at second base recording six starts at second base and 10 in right field... Recorded 72 at-bats with 15 hits and 14 runs... Recorded one home run while also adding three doubles and one triple as he finished the season with eight RBI... Recorded his first career home run against IPFW on March 26... Also recorded a career-high three runs in the contest against IPFW on March 26... Was 2-for-3 with two runs scored against Harris-Stowe on February 21... Was 2-for-5 with two RBI and a run scored against New Mexico State on March 17.

Olney Central College: Played one season at Olney Central College... In 124 at-bats in 2011 he hit .298 with eight doubles and 20 RBI's... Also scored 26 runs... Excelled in the classroom earning GRAC All-Academic team honors and NJCAA Superior Academic

John Logan Zink's Year-by-Year Statistics

Year	avg.	gp-gs	ab	r	h	2b	3b	hr	rbi	tb	slg%	bb	hbp	so	gdp	ob%	sf	sh	sb-att	po	a	e	fld%
2012	.208	33-16	72	14	15	3	1	1	8	23	.319	7	1	24	5	.288	0	3	0-0	30	14	4	.917
2013	.229	33-7	35	7	8	0	0	0	3	8	.229	1	2	7	0	.282	1	0	2-5	22	17	7	.848
Totals	.215	66-23	107	21	23	3	1	1	11	31	.290	8	3	31	5	.286	1	3	2-5	52	31	11	.883

Returner Profiles



John Logan
ZINK

15



SOUTHEAST MISSOURI STATE UNIVERSITY

RYAN BARNES

Junior
DH/First Base
L/R
St. Louis, Mo.



St. Louis... First Team All-Conference selection and Second Team All-State honoree during his senior campaign... Was also named to St. Louis Post-Dispatch All-Metro team as a senior... Hit .418 with eight home runs and 30 RBI's during senior season leading his team to a Third Place finish in the State Tournament... During his junior season hit .433 with two home runs and 30 RBI's.

Personal: Son of Dan and Chrissy Barnes... Born on August 12, 1992... Majoring in Accounting.

2013: Started 38 games as Southeast's designated hitter his sophomore campaign... Saw action in a total of 45 games... Hit for .268 in 142 at bats while hitting 38 hits... Posted a .366 on base percentage... Legged out eight doubles and slugged one home run over the fence... In the game he hit his singular home run, Barnes also drove in five RBI against the Panthers of Eastern Illinois (4/20)... Recorded two or more hits in a total of 12 games with two or more RBI coming in six... Southeast Scholar-Athlete and member of the OVC Commissioner's Honor Roll.

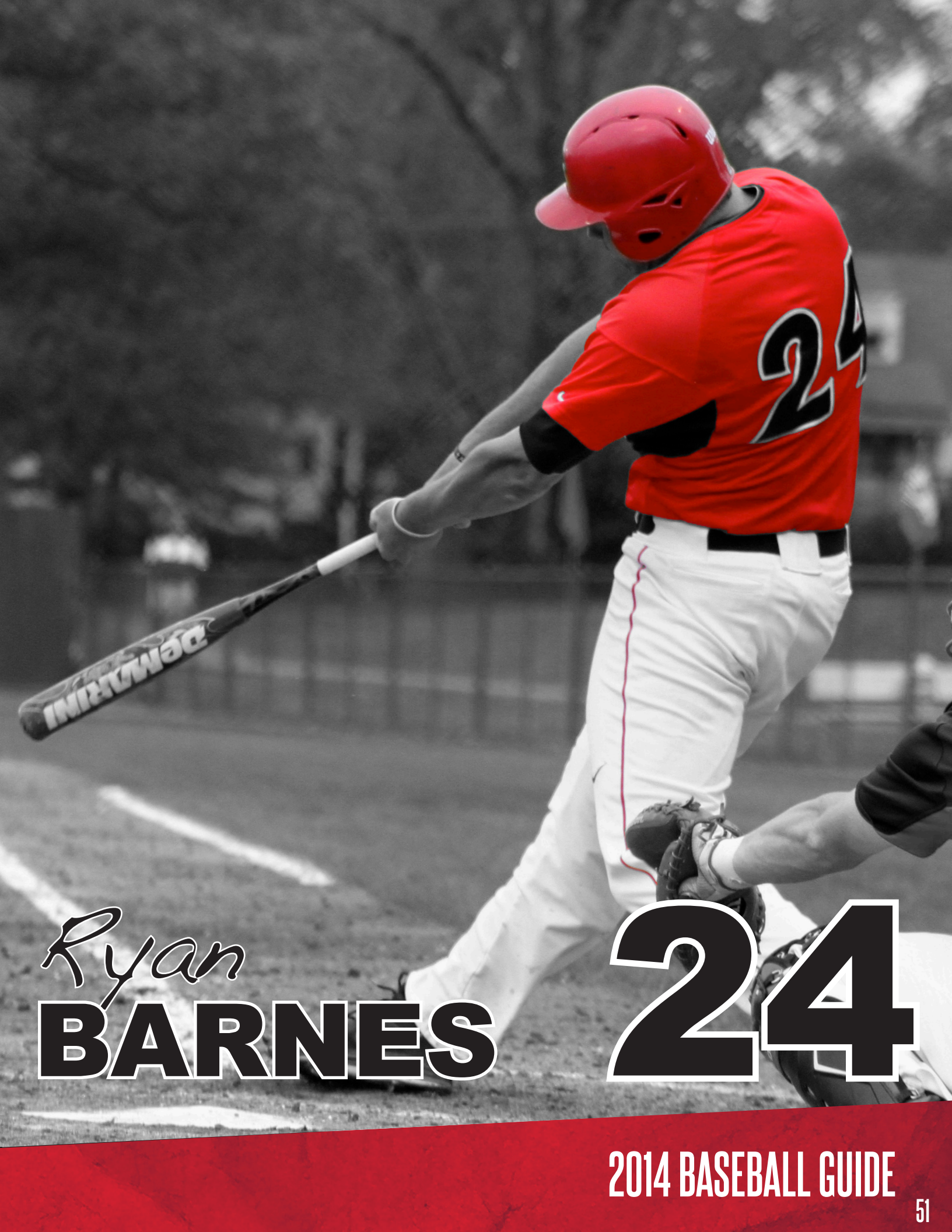
2012: Named to the Ohio Valley Conference All-Freshman Team... Appeared in 49 games primarily as a designated hitter with 40 starts... Hit .248 on the season recording four home runs and 24 RBI in 137 at-bats... Also recorded nine doubles on the season and 19 walks... Recorded his first career home run in his first collegiate at-bat at Dallas Baptist on February 17... Recorded a career-high three RBI against Hannibal-LaGrange on February 28 in a contest where he was 3-for-3 with home run... Recorded a career-high four hits against Eastern Kentucky on April 7 going 4-for-5.

Prep: Graduate of St. John Vianney High School in

Ryan Barnes' Year-by-Year Statistics

Year	avg.	gp-gs	ab	r	h	2b	3b	hr	rbi	tb	slg%	bb	hbp	so	gdp	ob%	sf	sh	sb-att	po	a	e	fld%
2012	.248	49-40	145	20	36	9	0	4	24	57	.393	19	1	51	3	.339	0	0	0-0	7	1	0	1.000
2013	.268	45-39	142	19	38	8	0	1	25	49	.345	21	1	35	2	.366	0	2	1-3	6	1	0	1.000
Totals	.258	94-79	287	39	74	17	0	5	49	106	.369	40	2	86	5	.353	0	2	1-3	13	2	0	1.000

Returner Profiles



Ryan
BARNES

24



SOUTHEAST MISSOURI STATE UNIVERSITY

JASON BLUM

Junior
Infield
R/R

Ste. Genevieve, Mo.



2013: Started all 59 games for the Redhawks... 46 starts came as the Redhawks' second baseman while also seeing some time at third and the outfield... Posted the fourth-best batting average on the team (.323)... Led the squad in slugging percentage (.496), on base percentage (.452), runs scored (53), hits (73), doubles (21), walks (30), and also led the team in being hit by pitch (23)... Recorded 33 RBI, four home runs, legged out three triples, and stole nine bases... Scored a season-high four runs against Belmont (5/22) and hit a season-best four hits vs. Eastern Kentucky (5/24) two days later at the OVC Tournament... Also saw a total of 3.0 innings on the mound in 2013 in a total of four appearances... Had multiple hits in 21 games and two or more RBI in 11 games... Strung together the longest reaching base safely streak of any Redhawk with 26 games... Southeast Scholar-Athlete, member of the of the OVC Commissioner's Honor Roll and recipient of the OVC Medal of Honor.

2012: Named to the Ohio Valley Conference All-Freshman Team... Appeared in 47 games with 40

starts... Hit .248 in 145 at-bats with 36 hits including 12 doubles (Third on the Redhawks) and one triple and one home run... Recorded 21 RBI and scored 21 runs... Tied for the team lead in sacrifice bunts with five... Was 5-for-5 in stolen bases ranking second on the Redhawks... Recorded a career-high three hits three times during the season... Had a career day against IPFW on February 25 going 3-for-3 with his first career home run recording a career-high four RBI... Recorded a career-high three runs against IPFW on February 26... Was 3-for-5 with two RBI and a run scored against Morehead State on April 15.

2011: Redshirted

Prep: Jason was a three-year starter and a four year varsity middle infielder for Valle Catholic... He hit .561 with six home runs to gain All-State honors... He repeated the honors as a junior when he hit .474... He made the All-Conference team as a sophomore when he hit .371 with one home run... He was a part of a State Championship team his junior year, and was in uniform as a freshman when Valle took third place at the State Championships... He was an All-State tight end on the football team, and also lettered in basketball.


Personal: Son of Dave and Joann Blum... Born Nov. 10, 1991... Majoring in Finance.

Jason Blum's Year-by-Year Statistics

Year	avg.	gp-gs	ab	r	h	2b	3b	hr	rbi	tb	slg%	bb	hbp	so	gdp	ob%	sf	sh	sb-att	po	a	e	fld%
2012	.248	47-40	145	21	36	12	1	1	21	53	.366	18	9	24	6	.364	1	5	5-5	81	5	3	.966
2013	.323	59-59	226	53	73	21	3	4	33	112	.496	30	23	34	4	.452	0	4	9-15	126	134	12	.956
Totals	.294	106-99	371	74	109	33	4	5	54	165	.445	48	32	58	10	.418	1	9	14-20	207	139	15	.958

Year	era	w-l	app	gs	cg	sho	sv	ip	h	r	er	bb	so	2b	3b	hr	bf	bavg	wp	hbp	bk	sfa	sha
2013	6.00	0-0	4	0	0	0/0	0	3.0	1	2	2	2	1	0	0	0	14	.091	0	1	0	0	0
Totals	6.00	0-0	4	0	0	0/0	0	3.0	1	2	2	2	1	0	0	0	14	.091	0	1	0	0	0

Returner Profiles



Jason
BLUM

8



SOUTHEAST MISSOURI STATE UNIVERSITY

ALEX BURRIDGE

Junior
Catcher
R/R

Queen Creek, Ariz.



the plate... Named Pre Season Under Armour All-American during his junior season as he hit .362 with 20 RBI's earning All-Region Honors... Hit .360 as a sophomore with 19 RBI's earning Second Team All-Region honors.

Personal: Son of Joesph and Elaine Burrige... Born on March 31, 1993... Majoring in Pre-Law.

2013: Started 31 games behind the plate for the Redhawks and saw action in a total of 39 contests... Saw 88 at bats, recording 14 hits and scoring eight runs... Legged out one double and knocked in seven runs... Recorded three hits at Morehead State (3/23) and drove in three runs against Jacksonville State (4/26)... Southeast Scholar-Athlete and member of the OVC Commissioner's Honor Roll.

2012: Appeared in eight contests with five starts during his freshman campaign... Recorded 21 at-bats... Recorded two runs on the season in back-to-back contests against Morehead State on April 14 and April 15... Recorded his first career hit against Morehead State on April 13... Recorded 36 putouts behind the plate for Southeast.

Prep: Graduate of Perry High School... Led his team to a runner up finish in the 2011 Arizona State Tournament... As a senior, earned First Team All-State, All-Region honors... Was also named Second Team All-Arizona... Also named to Honorable Mention All-East Valley Tribune Team... Hit .470 with eight home runs and 47 RBI's as a senior... Shined defensively during his senior campaign throwing out 20 runners from behind

Alex Burrige's Year-by-Year Statistics

Year	avg.	gp-gs	ab	r	h	2b	3b	hr	rbi	tb	slg%	bb	hbp	so	gdp	ob%	sf	sh	sb-att	po	a	e	fld%
2012	.048	8-5	21	2	1	0	0	0	0	1	.048	0	1	9	2	.091	0	1	0-0	36	7	0	1.000
2013	.159	39-31	88	8	14	1	0	0	7	15	.170	8	2	26	1	.245	0	9	0-1	141	27	3	.982
Totals	.138	47-36	109	10	15	1	0	0	7	16	.147	8	3	35	3	.217	0	10	0-1	177	34	3	.986

Returner Profiles



Alex
BURRIDGE 38

2014 BASEBALL GUIDE



SOUTHEAST MISSOURI STATE UNIVERSITY

NOLAN FISHER

Junior
Infield
R/R
Wentzville, Mo.



classroom recording a 35 composite score of ACT.

Personal: Son of Jeff and Jodi Fisher... Born on May 19, 1993... Majoring in Pre-Med.

2013: Played in 31 games, starting 22... Started 14 games at third base, seven as the DH, and one in right field... Batted for a .313 average in 83 at bats... Hit six doubles and one home run... Drove in 10 runs and had a .422 slugging percentage... Recorded a perfect 4-for-4 stolen base percentage... Had two or more hits on eight occasions... Recorded a season-high three hits against Belmont (5/22) in the OVC Tournament... Also saw 2.0 innings on the mound in two appearances... Southeast Scholar-Athlete and member of the OVC Commissioner's Honor Roll.

2012: Appeared in 12 contests in his freshman campaign as a pinch runner and third baseman... Recorded three at-bats with five runs scored... Made one pinch-hit appearances against UALR on March 14.

Prep: Graduate of Wentzville Holt High School... Earned First-Team All-Conference honors as a senior hitting .440 with two home runs and 30 RBI's... Recorded a .539 on base percentage as a senior... Was named Second Team All-Conference as a junior... Excelled in the

Nolan Fisher's Year-by-Year Statistics

Year	avg.	gp-gs	ab	r	h	2b	3b	hr	rbi	tb	slg%	bb	hbp	so	gdp	ob%	sf	sh	sb-att	po	a	e	fld%
2012	.000	12-0	3	5	0	0	0	0	0	0	.000	0	0	2	0	.000	0	0	0-0	0	1	1	.500
2013	.313	31-22	83	13	26	6	0	1	10	35	.422	9	7	10	2	.424	0	4	4-4	16	25	3	.932
Totals	.302	43-22	86	18	26	6	0	1	10	35	.407	9	7	12	2	.412	0	4	4-4	16	26	4	.913

Year	era	w-l	app	gs	cg	sho	sv	ip	h	r	er	bb	so	2b	3b	hr	bf	bavg	wp	hbp	bk	sfa	sha
2013	0.00	0-0	2	0	0	0/0	0	2.0	5	4	0	1	2	1	0	0	12	.455	0	0	0	0	0
Totals	0.00	0-0	2	0	0	0/0	0	2.0	5	4	0	1	2	1	0	0	12	.455	0	0	0	0	0

Returner Profiles



Nolan
FISHER

5



SOUTHEAST MISSOURI STATE UNIVERSITY

DALTON HEWITT

Junior

Outfield/Catcher

L/R

Ballwin, Mo.



All-State Honors, as well as All-State Honors as a quarterback on the football team... He was a three-time Metro Catholic Conference Honoree.

Personal: Son of Todd and Kathy Hewitt... Born Sept. 3, 1991... Majoring in Finance.

2013: Recorded the top batting average on the team in the 2013 season with a .345 mark, tenth-best in the OVC... Played in 54 games, started 48; 23 coming in right field, 20 behind the plate, and five at DH... Recorded 61 hits with ten doubles... Knocked in 26 runs with a .401 slugging percentage and .415 on base percentage... Recorded 17 multiple hit games and ended the season on a 12-game hitting streak... Stole seven bases... Southeast Scholar-Athlete and member of the OVC Commissioner's Honor Roll.

2012: Appeared in 26 games with nine starts during his redshirt freshman season... Made six starts in the outfield and three starts at catcher... Hit .111 in 36 at-bats with four RBI and 12 runs scored... Also added five walks as he recorded an on-base percentage of .238... Recorded a career-high three runs against IPFW on February 26... Recorded a career-high two RBI and scored a run against UALR on March 13.

2011: Redshirted.

Prep: Dalton was a three-year starter for Steve Bieser at St. John Vianney... He hit .415 with 14 doubles, one triple, and two home runs for the Griffins... He garnered

Dalton Hewitt's Year-by-Year Statistics

Year	avg.	gp-gs	ab	r	h	2b	3b	hr	rbi	tb	slg%	bb	hbp	so	gdp	ob%	sf	sh	sb-att	po	a	e	fld%
2012	.111	26-9	36	12	4	0	0	0	4	4	.111	5	1	13	0	.238	0	3	0-0	20	3	1	.958
2013	.345	54-48	177	29	61	10	0	0	26	71	.401	24	0	41	2	.415	4	4	7-10	177	6	5	.973
Totals	.305	80-57	213	41	65	10	0	0	30	75	.352	29	1	54	2	.385	4	7	7-10	197	9	6	.972

Returner Profiles



Dalton
HEWITT

30

2014 BASEBALL GUIDE



SOUTHEAST MISSOURI STATE UNIVERSITY

CHRISTIAN HULL

Junior

LHP

L/L

O'Fallon, Mo.



2013: Redshirted... Southeast Scholar-Athlete.

2012: Made 19 appearances on the mound for the Redhawks... Made nine starts including the opening day start at Dallas Baptist on Feb. 17... Finished the season with a 4-7 record and an ERA of 5.01 ranking second on the Redhawks... Also recorded four saves on the season ranking seventh all-time at Southeast in a single season... Finished the season not allowing a run in his last seven appearances amassing 15.2 scoreless innings... Recorded 61 strikeouts allowing 36 walks... Recorded a career-high eight strikeouts against IPFW on February 24... Threw five innings of relief allowing two hits earning the win against Jacksonville State in the OVC Tournament on May 23.

2011: Made 22 appearances and pitched 18 innings as a true freshman... Recorded an ERA of 5.50 and Recorded one win... Struck out 14 batters and walked 10.

Prep: Christian Hull was a three-year starter for the Jaguars of Fort Zumwalt West... During his prep career, he went 11-3 on the mound with a 1.56 earned run average. He struck out 96 batters in 81.0 innings of work... At the dish, Hull hit .382 with 89 hits, 24


doubles and 65 runs batted in... His senior year he was named to the All-District Team after an impressive 9.38 strikeouts per seven innings... He struck out 46 batters in 34 innings, while hitting .386... As a junior, he went 7-1 with a 1.63 ERA... He hit .382 at the plate, and was named to the All-State Team as an Honorable Mention... His on-field stats alone are impressive, but he also was impressive in the classroom, earning a 3.55 grade point average, making the Honor Roll all eight semesters as a high school student.

Personal: Son of Chuck and Dawn Hull... Born on November 12, 1991... Majoring in Exercise Science.

Christian Hull's Year-by-Year Statistics

Year	era	w-l	app	gs	cg	sho	sv	ip	h	r	er	bb	so	2b	3b	hr	bf	bavg	wp	hbp	bk	sfa	sha
2011	5.50	1-0	22	0	0	0/1	0	18.0	18	12	11	10	14	4	1	0	84	.265	2	3	0	0	3
2012	5.01	4-7	19	9	0	0/0	4	70.0	77	41	39	36	61	12	0	5	324	.280	7	11	0	0	2
Totals	5.11	5-7	41	9	0	0/1	4	88.0	95	53	50	46	75	16	1	5	408	.277	9	14	0	0	5

Returner Profiles



Christian
HULL

12

2014 BASEBALL GUIDE



SOUTHEAST MISSOURI STATE UNIVERSITY

ANDY LENNINGTON

Junior

Infield

R/R

Franklin, Tenn.



2013: Started and played in 45 games... Starting 41 at third base... Led the team in triples with four... Hit .282 on the season with 51 hits... Scored 31 runs... Hit 14 doubles and two home runs while driving in 32 runs... Recorded a .436 slugging percentage and .327 on base percentage... Stole seven bases... Had 16 multiple hit games and 11 multiple RBI contests... Strung together an 11-game hitting streak... Southeast Scholar-Athlete.

2012: Named to the Ohio Valley Conference All-Freshman Team... Appeared in 46 games with 45 starts at five different positions with 16 at first base, two at second base, one at shortstop, 17 in right field and nine in centerfield... Was fourth on the Redhawks in batting average at .289... Was third on the team in runs with 35... Added 55 hits on the season with 12 double tying for third on the team and also added one triple and three home runs... Recorded 32 RBI and an on-base percentage of .341... Recorded 14 multi-hit games with five games with three hits and one game with four hits... Recorded a career-high six RBI going 3-for-5 with two doubles against IPFW on February 26... Recorded a career-high four hits with an RBI and two runs scored against Austin Peay on March 25... Recorded his first career home run against UALR on March 13 finishing

the day 3-for-5 with two RBI and a run scored... Was 3-for-5 with two RBI and a run scored against EIU on May 25 in the OVC Tournament... Hit what proved to be a game winning three-run home run against EIU on March 31.

2011: Redshirted

Prep: Lennington was named to the All-Region team at Brentwood Academy in Franklin, Tenn... He hit .318 with eight home runs and 32 runs batted in... He also added 11 doubles and three triples... As a junior, he was named to the All-County Team after hitting .370 with three home runs... He drove in 32 runs that year... As a sophomore he hit .344 with 16 RBIs, one home run, six doubles, and one triple... Lennington excelled as a team member of three Tennessee State Championships, while also holding a 3.6 GPA.

Personal: Son of Wayne and Denise Lennington... Born Sept. 16, 1991... Majoring in Business Management.

Andy Lennington's Year-by-Year Statistics

Year	avg.	gp-gs	ab	r	h	2b	3b	hr	rbi	tb	slg%	bb	hbp	so	gdp	ob%	sf	sh	sb-att	po	a	e	fld%
2012	.289	46-45	190	35	55	12	0	3	32	76	.400	11	5	36	3	.341	2	0	1-2	188	19	4	.981
2013	.282	45-45	181	31	51	14	4	2	32	79	.436	13	2	32	3	.327	6	1	7-10	64	101	8	.954
Totals	.286	91-90	371	66	106	26	4	5	64	155	.418	24	7	68	6	.334	8	1	8-12	252	120	12	.969

Returner Profiles



Andy
LENNINGTON 2

2014 BASEBALL GUIDE



SOUTHEAST MISSOURI STATE UNIVERSITY

BRANDON BOGGETTO

Sophomore

Infield

R/R

Joliet, Ill.



2013: Had a breakout season as a true freshman in 2013... Played in 50 games, started 47; 38 of which coming at shortstop... Hit .244 with 41 hits... Hit 11 doubles, a triple and three home runs... Scored 23 runs while driving in 24... Stole six bases on nine attempts... Had nine multiple hit games and five multiple RBI games... Hit the Redhawks' solo walk-off home run of the season at home against Eastern Kentucky on Mar. 15... Southeast Scholar-Athlete and member of the OVC Commissioner's Honor Roll.

Prep: Graduate of Providence Catholic High School in Joilet, Ill.... Two-year starter and letter winner... Helped his team to a Runner-up finish at the State Tournament as a junior... Helped his team win a Regional Championship as a senior.

Personal: Son of Brad and Michelle Bogetto... Born on Nov. 10, 1993... Undecided on a major at Southeast Missouri.

Brandon Boggetto's Year-by-Year Statistics

Year	avg.	gp-gs	ab	r	h	2b	3b	hr	rbi	tb	slg%	bb	hbp	so	gdp	ob%	sf	sh	sb-att	po	a	e	fld%
2013	.244	50-47	168	23	41	11	1	3	24	63	.375	21	5	54	0	.345	0	3	6-9	75	122	18	.916
Totals	.244	50-47	168	23	41	11	1	3	24	63	.375	21	5	54	0	.345	0	3	6-9	75	122	18	.916

Returner Profiles



Brandon

BOGGETTO

3

2014 BASEBALL GUIDE



SOUTHEAST MISSOURI STATE UNIVERSITY

CLAYTON EVANS

Sophomore
Outfield
R/R
Fenton, Mo.



2013: Had a stellar rookie season as a true freshman... Earned OVC All-Freshman honors and was named Louisville Slugger Freshman All-American... Played in 54 games, started 49, playing all three outfield positions... Hit .325 on the season with 52 hits... Hit eight doubles, two triples, and two home runs... Scored 27 runs and drove in 24... Recorded a .438 slugging percentage with a .416 on base percentage... Stole eight bases in 2013 with three coming in a single game at SIUE (4/6)... Southeast Scholar-Athlete and member of the OVC Commissioner's Honor Roll.


Prep: Graduate of Rockwood Summit High School... Was a three-year starter as he lead his team to a State Championship... Named First-Team All-State, All-Metro and All-Conference... Named Most Valuable Player of the State Tournament... Awarded with the Player of the Game Honor in the State Tournament semi-finals... Hit .442 as a senior with an on-base percentage of .504... Also recorded 46 hits with 16 RBI with 29 runs scored and 17 stolen bases.

Personal: Son of Scott and Tracy Evans... Born on June 18, 1994... Majoring in Construction Management at Southeast Missouri.

Clayton Evans' Year-by-Year Statistics

Year	avg.	gp-gs	ab	r	h	2b	3b	hr	rbi	tb	slg%	bb	hbp	so	gdp	ob%	sf	sh	sb-att	po	a	e	fld%
2013	.325	54-49	160	27	52	8	2	2	24	70	.438	14	11	39	1	.416	0	5	8-10	95	0	4	.960
Totals	.325	54-49	160	27	52	8	2	2	24	70	.438	14	11	39	1	.416	0	5	8-10	95	0	4	.960

Returner Profiles



Clayton
EVANS

4



SOUTHEAST MISSOURI STATE UNIVERSITY

ANDY LACK

Sophomore
Infield
R/R
Kennett, Mo.



2013: Played in 26 games, started 21, all coming at short stop... Hit .141 with 11 hits and two doubles... Scored 12 runs while recording three RBI... Stole two bases... Also saw three innings of work on the mound... Southeast Scholar-Athlete.

2012: Redshirted

Prep: Earned First Team All-SEMO Conference honors as a senior... Finished the season 5-2 on the mound with a 2.00 ERA... Tallied a team-high 63 strikeouts leading his team to a 25-3 record... Hit .411 as a senior with three triples and 18 runs batted in, while scoring 29 runs... As a junior was named to the Bootheel All-Conference and All-District teams, after hitting .420 in 81 at-bats... He had 34 hits, 22 runs batted in, seven doubles, one triple and two home runs.

Personal: Son of Jeff and Julie Lack... Born on March 9, 1993... Majoring in Business Finance.

Andy Lack's Year-by-Year Statistics

Year	avg.	gp-gs	ab	r	h	2b	3b	hr	rbi	tb	slg%	bb	hbp	so	gdp	ob%	sf	sh	sb-att	po	a	e	fld%
2013	.141	26-21	78	12	11	2	0	0	3	13	.167	5	0	17	7	.193	0	1	2-2	38	51	4	.957
Totals	.141	26-21	78	12	11	2	0	0	3	13	.167	5	0	17	7	.193	0	1	2-2	38	51	4	.957

Year	era	w-l	app	gs	cg	sho	sv	ip	h	r	er	bb	so	2b	3b	hr	bf	bavg	wp	hbp	bk	sfa	sha
2013	9.00	0-0	2	0	0	0/0	0	3.0	5	4	3	2	5	1	0	1	17	.333	0	0	0	0	0
Totals	9.00	0-0	2	0	0	0/0	0	3.0	5	4	3	2	5	1	0	1	17	.333	0	0	0	0	0

Returner Profiles



Andy
LACK

1

2014 BASEBALL GUIDE



SOUTHEAST MISSOURI STATE UNIVERSITY

ALEX SIDDLE

Sophomore
RHP
R/R
Belleville, Ill.



2013: Appeared in 22 games... Started one contest and appeared in 21 out of the bullpen for Southeast... Recorded a 3.51 ERA in 33.1 innings of work on the mound... Gave up 34 hits and 14 runs... Struck out 33 batters and held batters to a .264 batting average.

Prep: All-Conference performer at Belleville East High School... Recorded an 11-5 record on the mound and also recorded 58 RBI... As a junior he was named the top pitching prospect in St. Louis area... Member of the basketball team.

Personal: Son of Ron and Cynthia Siddle... Born on November 19, 1993... Majoring in Criminal Justice and Psychology at Southeast Missouri.

Alex Siddle's Year-by-Year Statistics

Year	era	w-l	app	gs	cg	sho	sv	ip	h	r	er	bb	so	2b	3b	hr	bf	bavg	wp	hbp	bk	sfa	sha
2013	3.51	0-0	22	1	0	0/0	0	33.1	34	14	13	21	33	6	1	2	158	.264	6	5	1	1	2
Totals	3.51	0-0	22	1	0	0/0	0	33.1	34	14	13	21	33	6	1	2	158	.264	6	5	1	1	2

Returner Profiles



Alex
SIDDLE

20

2014 BASEBALL GUIDE



SOUTHEAST MISSOURI STATE UNIVERSITY

CODY SPANBERGER

Sophomore

RHP

R/R

Granite City, Ill.



2013: Redshirted.

2012: Appeared in 20 games with eight starts between the outfield and designated hitter... Also made 12 appearances on the mound with two starts... Hit .297 in 37 at-bats with 11 hits... Recorded two doubles and four RBI on the season to go along with four runs scored... Threw 15.1 innings on the season recording an ERA of 11.74... Recorded his first career hit against IPFW on February 25... Was 2-for-2 with a run scored against Murray State on May 13... Threw three scoreless innings in his first career start... Opened his career with five scoreless innings pitched... Recorded two strikeouts in an inning of relief against IPFW on February 24.

Prep: Graduate of Granite City High School... Lettered and started three season in baseball... Hit .408 during his senior season with eight home runs and 35 RBI's... Also recorded 16 doubles during his senior campaign with a .512 on base percentage... Also participated in football.

Personal: Son of Joe and Christina Spanberger... Born on January 21, 1993... Majoring in Exercise Science.

Cody Spanberger's Year-by-Year Statistics

Year	avg.	gp-gs	ab	r	h	2b	3b	hr	rbi	tb	slg%	bb	hbp	so	gdp	ob%	sf	sh	sb-att	po	a	e	fld%
2012	.297	20-8	37	4	11	2	0	0	4	13	.351	2	0	14	1	.325	1	0	0-0	3	2	2	.714
Totals	.297	20-8	37	4	11	2	0	0	4	13	.351	2	0	14	1	.325	1	0	0-0	3	2	2	.714

Year	era	w-l	app	gs	cg	sho	sv	ip	h	r	er	bb	so	2b	3b	hr	bf	bavg	wp	hbp	bk	sfa	sha
2012	11.74	0-1	12	2	0	0/0	0	15.1	20	23	20	18	7	5	0	1	88	.328	2	9	1	0	0
Totals	11.74	0-1	12	2	0	0/0	0	15.1	20	23	20	18	7	5	0	1	88	.328	2	9	1	0	0

Returner Profiles



Cody
SPANBERGER 28

2014 BASEBALL GUIDE



SOUTHEAST MISSOURI STATE UNIVERSITY

ALEX WINKELMAN

Sophomore

LHP

L/L

Crystal City, Mo.



2013: Appeared in 19 contests as a true freshman... Started eight games... Finished the season with a 4-4 record and a 6.19 ERA... Saw 56.2 innings of work on the mound... Gave up 63 hits and 40 runs... Struck out 50 batters on the season... Southeast Scholar-Athlete and member of the OVC Commissioner's Honor Roll.


Prep: First-Team All-State Pitcher and Conference Player of the Year at Crystal City High School... JCC small schools Player of the Year... KJFF Dream Team Player of the Year... As a junior recorded a 7-2 record and a 1.30 ERA with 111 strikeouts in 56 innings with only 12 walks... Won a State Championship in 2010... Also excels in the classroom as a member of the National Honor Society.

Personal: Son of John and Kelly Winkelman... Born on February 8, 1994... Majoring in Criminal Justice at Southeast Missouri.

Alex Winkelman's Year-by-Year Statistics

Year	era	w-l	app	gs	cg	sho	sv	ip	h	r	er	bb	so	2b	3b	hr	bf	bavg	wp	hbp	bk	sfa	sha
2013	6.19	4-4	19	8	0	0/0	0	56.2	63	40	39	35	50	16	1	5	271	.283	3	8	2	2	3
Totals	6.19	4-4	19	8	0	0/0	0	56.2	63	40	39	35	50	16	1	5	271	.283	3	8	2	2	3

Returner Profiles



Alex
WINKELMAN 21



SOUTHEAST MISSOURI STATE UNIVERSITY

JOHN HOGAN

Senior
First Base/OF
L/L
St. Louis, Mo.



Austin Peay: Started two seasons for the Governors... Earned All-OVC Team honors in 2011 as well as All-Freshman honors in 2010... Led the OVC with 58 RBI while also hitting 12 home runs to go along with a .319 batting average and a .548 slugging percentage his sophomore campaign... As a freshman, Hogan batted .328 with 12 doubles, two home runs, and 30 RBI... started in 49 games for the Govs, all of them coming at first base his rookies year... Suffered a concussion in 2011, resulting him to redshirt the 2012 season.

Prep: Lettered all four years at St. John Vianney High School... batted .472 as a senior with a .580 on-base percentage, 12 doubles, six home runs and 45 RBI... was a second-team All-Metro selection by the St. Louis Post-Dispatch... led the Griffins to the St. Louis Metro Catholic Conference title as a junior, batting .429 with 22 RBI and 12 doubles while compiling a .495 on-base percentage... Finished as Vianney's all-time leader in hits, RBI, walks and doubles.

Personal: Son of John and Nicole Hogan... Born Sept. 21, 1990... Majoring in Recreation.

BRENDON NEEL

Senior
Outfield
R/R
Festus, Mo.



Cincinnati: Appeared in 41 games in 2013 for the Bearcats, starting 28... Hit .234 in 107 at-bats... Recorded 25 hits and scored 17 runs... Hit five doubles and led the team with three triples on the season... Knocked in 15 runs... Stole six bases on seven attempts.

Jefferson College: Appeared in 107 ball games over a two-year span, starting 82... Named NJCAA Academic All-American and All-Region team his sophomore year... During his sophomore campaign, batted .335 with a team-best 67 runs scored and 16 home runs and five triples... Was perfect on the base paths with 18 stolen bases... Helped lead Jefferson to the NJCAA World Series twice.

Prep: Started two years at Festus High School... Named All-Conference and All-District selections both seasons.

Personal: Son of Ross and Kim Neel... Born July 23, 1991... Studying Entrepreneurship.

Newcomer Profiles

COLE FERGUSON

Junior
Catcher
R/R
Salem, Ore.



Western Nevada: Two-year letterwinner at Western Nevada College in Carson City, Nev.... Earned first team All-League honors and was named league tournament MVP... Helped lead his team to an eighth-place finish in the Junior College World Series.

Prep: Four-year starter and letterwinner at North Salem High School in Salem, Ore.... In his career, he hit .450 with 16 home runs and 148 RBI... Named league player of the year his junior season as well as earning all-league and all-state honors his junior and senior campaigns... Helped lead his team to a league championship his senior year... Also an all-league performer on the North Salem football squad.

Personal: Born July 26, 1993.

TRAVIS HAYES

Junior
RHP
R/R
Crystal City, Mo.



Jefferson College: Two-year letterwinner and one-year starter at Jefferson College... Led his team in appearances in 2012... A part of the 2012 team that finished fourth in the Junior College World Series.

Prep: Lettered and started four years at Crystal City High School... Posted an undefeated (6-0) record on the mound his senior year while earning first team all-state, all-region, all-district, and all conference honors that season... Earned all-district a total of three times and all-conference honors each year of his high school career... A part of the 2010 2A State Championship team.

Personal: Born April 6, 1992... Says he is a highly skilled Pokémon trainer and excellent World of Warcraft video game player.



SOUTHEAST MISSOURI STATE UNIVERSITY

TYLER IAGO

Junior

RHP

R/R

Newcastle, Okla.



Redlands CC: Pitched two seasons at Redlands Community College in El Reno, Okla.... Pitched a team-high 86.0 innings his sophomore season... Struck out 80 batters and finished with an 8-2 record... Earned NJCAA Region II honors both his freshman and sophomore seasons.

Prep: Started and lettered all four at Newcastle High School... Pitched and played the outfield.

Personal: Son of Tommy and Jami Iago... Born Oct. 10, 1991... Majoring in Exercise Science.

RYAN LENABURG

Junior

RHP

R/R

Sentinel, Okla.



Redlands CC: Pitched two seasons for Redlands Community College in El Reno, Okla.... In his sophomore campaign, he pitched 82 innings on the mound while fanning 81 batters and finishing with an 11-1 record... Earned Second Team All-American, All-Region, Pitcher of the Year award, and co-MVP honors for the region.

Prep: Lettered three years at Sentinel High School... Pitched as well as played in both the infield and outfield... Named Western Oklahoma Baseball Coaches Association Pitcher of the Year his senior season as well as earning All-State honors... Also played basketball, earning All-Conference honors his junior and senior years on the hardwood.

Personal: Son of Brad and Dianne Lenaburg and Susan Joyner... Born April 11, 1993... Major is undecided.

Newcomer Profiles

PERRY MIDDLETON

Junior

RHP

R/R

Caruthersville, Mo.



Three Rivers CC: Lettered two seasons at Three Rivers... Pitched 43.2 innings over two seasons... Posted the 14th most saves in the nation... Earned the team sportsmanship award.

Prep: Lettered four years at Caruthersville High School... Played six different positions throughout his high school career... Earned All-District and All-Conference honors all four years... Earned Defensive Player of the Year award three years... Also played quarterback for football team earning numerous accolades... Also excelled in the classroom as his class's Salutatorian.

Personal: Son of Michael and Rita Middleton... Born Jan. 19, 1993... Majoring in Physical Therapy.

GREG MOSEL

Junior

RHP

R/R

Darwin, Australia



Redlands CC: Pitched and lettered two seasons at Redlands Community College in El Reno, Okla.

Prep: 2009 graduate of Seaton High School... Also played in the South Australia Baseball League's Under 18 team... Australia AAA silver medalist.

Personal: Born April 1, 1992... Son of Jeffrey and Leanna Mosel.



SOUTHEAST MISSOURI STATE UNIVERSITY

GARRET STOCKTON

Junior
RHP
R/R
Qulin, Mo.



Three Rivers CC: Two-Year starter and letterwinner at Three Rivers Community College... Pitched 66.1 innings giving up 65 hits and struck out 49 batters... Played right field as well as pitched.

Prep: Four-year starter and letterwinner at Twin Rivers High School... Graduated in 2011... Pitched as well as played shortstop and catcher... Also played basketball.

Personal: Son of Todd and Tereska Stockton... Born Sept. 13, 1992... Studying Ag Business with an emphasis on Plant and Soil Science.

SCOTT MITCHELL

Sophomore
Catcher
L/R
Dublin, Calif.



Chabot College: Played one season at Chabot College in Hayward, Calif.... Earned First Team All-Conference honors as a catcher.

Long Beach State: Redshirted the 2012 season.

Prep: Started three years at Dublin High School... Earned All-League honors all three seasons... Named team MVP three years straight.

Personal: Son of John and Corgy Mitchell... Born July 9, 1992... Majoring in Business.

Newcomer Profiles

BRADY WRIGHT

Sophomore

RHP

R/R

Jonesboro, Ill.



Rend Lake CC: Pitched and lettered one season and Rend Lake Community College... Recorded an impressive 0.90 ERA with 12 saves, third most saves in the nation... All-conference performer.

Prep: Four-year letterwinner at Anna-Jonesboro High School... Graduated in 2012... Earned an 8-4 record on the mound his senior season with a 1.50 ERA... Pitched and played infield throughout his career... Earned all-state honors as a shortstop his senior season as well as a three-time all-conference pitcher... Also a two-time all-conference basketball player and all-state quarterback and Southern Illinoisan Player of the Year in 2011.

Personal: Son of Tom and Diane Wright... Born April 14, 1994... Currently undecided on a major.

JOEY BURRIS

Freshman

RHP

R/R

Pinckneyville, Ill.



Prep: Played three seasons as an infielder and pitcher at Pinckneyville Community High School... Was named team MVP and Silver Slugger Award winner... Earned first team all conference honors and was named to the Southern Illinois Baseball Coaches All-Stars team in 2013... Also ran cross country three years of high school... Played trumpet in the jazz and marching bands all four years of high school... Also an Eagle Scout... Illinois State Scholar.

Personal: Son of Kevin and Susan Burris... Born May 18, 1995... Studying Pre-Dental.



SOUTHEAST MISSOURI STATE UNIVERSITY

RILEY CALVIRD

Freshman

RHP

R/R

Farmington, Mo.



Prep: Four-year starter and letterwinner at Central High School in Farmington, Mo.... Pitched and played third base... All-district honorable mention his senior season... Also played football, basketball, and golf in high school... All-conference and all-district golfer.

Personal: Son of Ronnie and Linda Calvird... Born Dec. 2, 1994... Studying Exercise Science.

ANDREW CROUCHER

Freshman

RHP

R/R

Galveston, Tex.



Prep: Two-year starter and letterwinner at Galveston Ball High School... Pitched and played outfield... Earned first team all-conference and all-county honors his senior season after recording a 0.71 ERA... Earned all-district honors as a junior with a 1.2 ERA in 82 innings of work and a 3-1 record... Also played football.

Personal: Son of Michael Croucher and Sandra Daniels... Born April 5, 1995... Majoring in Computer Information Systems.

Newcomer Profiles

BROC KREITLER

Freshman

Infielder

R/R

Ste. Genevieve, Mo.



Prep: Four-year starter and letterwinner as a middle infielder at Ste. Genevieve High School... Batted .500 with 35 RBI his senior year, earning him KTJJ Baseball Player of the Year and all-state, all-district, and all-conference honors... Earned all conference honors his junior and sophomore seasons while also being named to the KTJJ Dream Team in 2012... Helped lead his team to a 2013 District Championship.

Personal: Son of Dennis Kreitler and Connie Bauman... Born March 15, 1995... Majoring in Recreation.

JAKE PERRY

Freshman

Catcher

R/R

St. Louis, Mo.



Prep: Started and lettered all four years behind the plate at Webster Groves High School... Hit .375 with four home runs his senior season... Named team captain and MVP his senior campaign... Also named team MVP his sophomore and junior years... Helped lead his team to a conference championship his junior year... Also a four-year scholar-athlete at Webster Groves.

Personal: Son of Jim and Karen Perry... Born Jan. 21, 1995... Majoring in Finance.



SOUTHEAST MISSOURI STATE UNIVERSITY

MATTHEW WADE

Freshman

RHP

R/R

Cordova, Tenn.



Prep: Started all four years at First Assembly Christian School... Earned All-District honors three years as well as All-Region honors his junior and senior seasons while picking up All-State Honorable Mention his senior campaign... Played middle infield and pitched throughout high school... Also played basketball and ran cross country... Is a school record holder in cross country... Was the class Salutatorian as well as the class president and a student ambassador.

Personal: Son of Don and Deb Wade... Born Oct. 8, 1994... Majoring in Business here at Southeast.



2013 SEASON REVIEW



SOUTHEAST MISSOURI STATE UNIVERSITY

2013 Overall Statistics

Record: 26-33 Home: 14-17 Away: 11-15 Neutral: 1-1 OVC: 13-17

Player	AVG	GP-GS	AB	R	H	2B	3B	HR	RBI	TB	SLG%	BB	HBP	SO	GDP	OB%	SF	SH	SB-ATT	PO	A	E	FLD%
HEWITT, Dalton	.345	54-48	177	29	61	10	0	0	26	71	.401	24	0	41	2	.415	4	4	7-10	177	6	5	.973
GIBSON, Derek	.332	52-52	211	37	70	10	0	3	31	89	.422	21	5	29	3	.403	1	6	6-7	90	3	2	.979
EVANS, Clayton	.325	54-49	160	27	52	8	2	2	24	70	.438	14	11	39	1	.416	0	5	8-10	95	0	4	.960
BLUM, Jason	.323	59-59	226	53	73	21	3	4	33	112	.496	30	23	34	4	.452	0	4	9-15	126	134	12	.956
TELLOR, Matt	.311	55-55	235	38	73	15	1	8	46	114	.485	16	1	49	8	.356	1	2	3-3	484	36	11	.979
LENNINGTON, Andy	.282	45-45	181	31	51	14	4	2	32	79	.436	13	2	32	3	.327	6	1	7-10	64	101	8	.954
BOGGETTO, Branden	.244	50-47	168	23	41	11	1	3	24	63	.375	21	5	54	0	.345	0	3	6-9	75	122	18	.916

FISHER, Nolan	.313	31-22	83	13	26	6	0	1	10	35	.422	9	7	10	2	.424	0	4	4-4	16	25	3	.932
BIESER, Cole	.306	37-37	147	29	45	10	2	0	17	59	.401	9	4	29	1	.363	0	8	15-15	96	0	1	.990
BARNES, Ryan	.268	45-39	142	19	38	8	0	1	25	49	.345	21	1	35	2	.366	0	2	1-3	6	1	0	1.000
MEADE, Josh	.259	21-5	27	2	7	3	0	0	10	10	.370	7	0	10	0	.400	1	0	0-0	8	0	0	1.000
ZINK, John Logan	.229	33-7	35	7	8	0	0	0	3	8	.229	1	2	7	0	.282	1	0	2-5	22	17	7	.848
BOXWELL, Tyler	.205	24-8	39	5	8	2	0	0	3	10	.256	5	1	12	1	.311	0	1	0-0	74	5	0	1.000
BURRIDGE, Alex	.159	39-31	88	8	14	1	0	0	7	15	.170	8	2	26	1	.245	0	9	0-1	141	27	3	.982
STILL, Steven	.143	17-3	28	1	4	0	0	0	0	4	.143	5	0	11	1	.273	0	0	1-1	11	0	1	.917
LACK, Andy	.141	26-21	78	12	11	2	0	0	3	13	.167	5	0	17	7	.193	0	1	2-2	38	51	4	.957
MIKRUT, Tyler	.056	13-3	18	2	1	0	0	0	2	1	.056	1	0	12	1	.105	0	0	0-0	8	0	0	1.000
CLARK, Bob	.000	1-0	2	0	0	0	0	0	0	0	.000	0	0	1	0	.000	0	0	0-0	0	0	0	.000
THOMAS, Tyler	.000	1-0	1	0	0	0	0	0	0	0	.000	0	0	1	0	.000	0	0	0-0	2	7	1	.900
WINKELMAN, Alex	.000	1-0	0	0	0	0	0	0	0	0	.000	0	0	0	0	.000	0	0	0-0	8	9	0	1.000
Totals	.285	59-59	2046	336	583	121	13	24	296	802	.392	210	64	449	37	.367	14	50	71-95	1560	619	94	.959
Opponents	.290	59-59	2065	371	598	128	11	43	324	877	.425	241	72	357	45	.379	23	44	52-67	1569	625	82	.964

LOB - Team (479), Opp (515). DPs turned - Team (55), Opp (46). TPs turned - Team (0), Opp (1). CI - Team (1), BURRIDGE, A. 1. IBB - Team (5), BARNES, R. 2, LENNINGTON 1, TELLOR, M. 1, MEADE, J. 1, Opp (8). Picked off - BIESER, C. 2, LENNINGTON 1, BOGGETTO, B. 1, BURRIDGE, A. 1, LACK, A. 1, BARNES, R. 1.

Player	ERA	W-L	APP	GS	CG	SHO/CBO	SV	IP	H	R	ER	BB	SO	2B	3B	HR	AB	B/Avg	WP	HBP	BK	SFA	SHA
SMITH, Zack	5.43	2-6	14	14	2	0/0	0	71.1	89	52	43	25	49	16	1	5	291	.306	8	6	0	3	5
SPITZFADEN, Will	5.59	5-5	16	16	2	0/1	0	96.2	115	67	60	20	30	28	2	12	377	.305	4	10	1	4	10

FISHER, Nolan	0.00	0-0	2	0	0	0/0	0	2.0	5	4	0	1	2	1	0	0	11	.455	0	0	0	0	0
HURST, Bobby	1.80	4-4	30	0	0	0/1	7	35.0	29	14	7	20	43	6	1	1	131	.221	6	3	0	3	1
SIDDLE, Alex	3.51	0-0	22	1	0	0/0	0	33.1	34	14	13	21	33	6	1	2	129	.264	6	5	1	1	2
ZERRUSEN, Tony	3.86	2-2	29	1	0	0/1	0	49.0	55	25	21	19	21	9	1	3	188	.293	4	10	1	1	9
SHEARROW, Luke	3.92	3-2	13	6	0	0/0	1	39.0	31	23	17	31	39	7	0	1	142	.218	9	4	0	1	7
COBB, Skylar	4.50	1-2	28	0	0	0/1	0	30.0	30	16	15	15	28	1	0	2	115	.261	6	7	2	2	2
PATMAN, Michael	4.70	1-0	13	0	0	0/0	0	15.1	21	8	8	5	12	6	1	2	64	.328	1	5	0	1	1
BLUM, Jason	6.00	0-0	4	0	0	0/0	0	3.0	1	2	2	2	1	0	0	0	11	.091	0	1	0	0	0
WINKELMAN, Alex	6.19	4-4	19	8	0	0/0	0	56.2	63	40	39	35	50	16	1	5	223	.283	3	8	2	2	3
KILL, Trevor	7.14	1-4	19	8	0	0/0	0	46.2	64	45	37	21	24	16	1	3	198	.323	4	8	1	3	0
KENDALL, Ryan	7.36	0-1	2	1	0	0/0	0	3.2	5	4	3	2	1	1	1	0	17	.294	0	0	0	0	0
LACK, Andy	9.00	0-0	2	0	0	0/0	0	3.0	5	4	3	2	5	1	0	1	15	.333	0	0	0	0	0
WILLIAMS JR., Hank	9.31	2-1	13	3	0	0/0	0	19.1	23	27	20	12	13	5	1	3	83	.277	5	5	0	0	1
THOMAS, Tyler	11.40	1-2	11	1	0	0/0	0	15.0	24	22	19	9	5	8	0	2	63	.381	5	0	0	2	3
CLARK, Bob	36.00	0-0	1	0	0	0/0	0	1.0	4	4	4	1	1	1	0	1	7	.571	0	0	0	0	0
Totals	5.38	26-33	59	59	4	1/1	8	520.0	598	371	311	241	357	128	11	43	2065	.290	61	72	8	23	44
Opponents	4.73	33-26	59	59	3	2/1	14	523.0	583	336	275	210	449	121	13	24	2046	.285	49	64	2	14	50

PB - Team (9), HEWITT, D. 3, BURRIDGE, A. 3, BARNES, R. 2, BOXWELL, T. 1, Opp (13). Pickoffs - Team (9), ZERRUSEN, T. 3, SPITZFADEN 2, SMITH, Z. 2, COBB, S. 1, KILL, T. 1, Opp (7). SBA/ATT - BURRIDGE, A. (25-29), HEWITT, D. (21-23), WINKELMAN, A. (8-14), SPITZFADEN (12-14), BOXWELL, T. (5-9), SIDDLE, A. (6-8), SHEARROW, L. (8-8), SMITH, Z. (5-5), KILL, T. (3-5), ZERRUSEN, T. (3-4), HURST, B. (2-3), COBB, S. (1-2), WILLIAMS JR. (2-2), PATMAN, M. (2-2), BARNES, R. (1-1).

2013 Final Statistics

2013 Final Statistics

2013 OVC Statistics

Record: 13-17 Home: 7-8 Away: 6-9

Player	AVG	GP-GS	AB	R	H	2B	3B	HR	RBI	TB	SLG%	BB	HBP	SO	GDP	OB%	SF	SH	SB-ATT	PO	A	E	FLD%
GIBSON, Derek	.355	27-27	110	19	39	6	0	0	15	45	.409	11	3	15	1	.427	0	2	4-5	41	1	2	.955
TELLOR, Matt	.344	30-30	125	24	43	9	0	5	25	67	.536	10	0	26	7	.390	1	1	1-1	286	16	8	.974
HEWITT, Dalton	.326	26-22	86	16	28	5	0	0	10	33	.384	13	0	22	2	.410	1	0	1-4	74	2	3	.962
BLUM, Jason	.301	30-30	113	24	34	11	1	0	13	47	.416	13	13	11	4	.432	0	3	9-13	67	77	4	.973
EVANS, Clayton	.289	27-26	83	14	24	1	1	1	8	30	.361	6	5	19	1	.372	0	2	5-7	50	0	3	.943
LENNINGTON, Andy	.276	24-24	98	16	27	8	2	0	12	39	.398	7	1	18	1	.324	2	1	4-6	14	63	3	.963
BARNES, Ryan	.275	23-21	80	10	22	3	0	1	17	28	.350	11	0	19	2	.363	0	0	0-0	0	0	0	.000
BOGGETTO, Branden	.250	30-30	104	16	26	7	1	3	19	44	.423	15	5	32	0	.371	0	0	4-6	51	76	8	.941

MEADE, Josh	.500	7-0	8	1	4	2	0	0	8	6	.750	0	0	1	0	.444	1	0	0-0	4	0	0	1.000
BIESER, Cole	.303	18-18	76	14	23	5	2	0	11	32	.421	7	4	15	1	.391	0	2	9-9	43	0	1	.977
FISHER, Nolan	.216	14-11	37	6	8	2	0	1	6	13	.351	4	3	6	1	.341	0	1	0-0	6	13	1	.950
BURRIDGE, Alex	.197	22-21	66	7	13	1	0	0	6	14	.212	3	2	17	1	.254	0	5	0-0	102	16	1	.992
ZINK, John Logan	.143	14-3	14	1	2	0	0	0	1	2	.143	1	1	4	0	.250	0	0	1-2	6	4	3	.769
STILL, Steven	.125	7-0	8	1	1	0	0	0	0	1	.125	2	0	4	0	.300	0	0	0-0	2	0	0	1.000
LACK, Andy	.067	6-4	15	3	1	0	0	0	0	1	.067	2	0	5	1	.176	0	0	0-0	8	13	1	.955
BOXWELL, Tyler	.000	5-2	7	1	0	0	0	0	0	0	.000	3	0	1	0	.300	0	0	0-0	15	0	0	1.000
MIKRUT, Tyler	.000	1-1	2	0	0	0	0	0	0	0	.000	0	0	2	0	.000	0	0	0-0	2	0	0	1.000
Totals	.286	30-30	1032	173	295	60	7	11	151	402	.390	108	37	217	22	.372	5	17	38-53	782	321	40	.965
Opponents	.296	30-30	1040	191	308	70	3	21	165	447	.430	106	36	173	25	.376	14	21	26-29	787	297	41	.964

LOB - Team (239), Opp (244). DPs turned - Team (29), Opp (24). TPs turned - Team (0), Opp (1). IBB - Team (2), TELLOR, M. 1, BARNES, R. 1, Opp (1). Picked off - BIESER, C. 2, BOGGETTO, B. 1.

Player	ERA	W-L	APP	GS	CG	SHO/CBO	SV	IP	H	R	ER	BB	SO	2B	3B	HR	AB	B/Avg	WP	HBP	BK	SFA	SHA
SHEARROW, Luke	0.90	3-0	8	2	0	0/0	1	30.0	18	5	3	15	33	2	0	0	101	.178	7	3	0	0	6
SPITZFADEN, Will	4.80	4-3	10	10	1	0/1	0	65.2	75	39	35	14	21	18	0	9	253	.296	3	6	1	2	7
SMITH, Zack	6.19	1-5	10	10	2	0/0	0	48.0	67	42	33	15	28	11	0	3	204	.328	5	4	0	2	3

HURST, Bobby	2.40	1-3	16	0	0	0/1	4	15.0	12	10	4	12	17	1	1	0	55	.218	2	2	0	2	1
WILLIAMS JR., Hank	4.05	0-0	3	0	0	0/0	0	6.2	4	3	3	3	5	2	0	1	24	.167	0	0	0	0	0
PATMAN, Michael	4.50	1-0	6	0	0	0/0	0	4.0	5	2	2	0	2	2	0	0	15	.333	0	3	0	0	1
ZERRUSEN, Tony	4.70	1-1	15	0	0	0/1	0	23.0	23	13	12	10	9	6	0	0	88	.261	3	6	1	1	3
COBB, Skylar	5.87	0-0	10	0	0	0/1	0	7.2	12	5	5	3	6	1	0	0	34	.353	3	5	0	0	0
SIDDLE, Alex	6.30	0-0	7	0	0	0/0	0	10.0	12	7	7	6	11	2	0	2	41	.293	2	3	0	1	0
WINKELMAN, Alex	8.17	1-3	8	3	0	0/0	0	25.1	32	24	23	14	25	9	1	3	106	.302	2	2	2	2	0
KILL, Trevor	12.39	0-2	8	5	0	0/0	0	20.1	39	31	28	11	13	12	1	3	98	.398	3	1	0	2	0
THOMAS, Tyler	12.60	1-0	4	0	0	0/0	0	5.0	9	8	7	2	3	4	0	0	21	.429	0	0	0	2	0
BLUM, Jason	99.00	0-0	1	0	0	0/0	0	0.0	0	2	2	1	0	0	0	0	0		0	1	0	0	0
Totals	5.66	13-17	30	30	3	1/1	5	260.2	308	191	164	106	173	70	3	21	1040	.296	30	36	4	14	21
Opponents	5.11	17-13	30	30	3	2/1	5	262.1	295	173	149	108	217	60	7	11	1032	.286	24	37	1	5	17

PB - Team (3), BURRIDGE, A. 3, Opp (5). Pickoffs - Team (3), SPITZFADEN 2, SMITH, Z. 1, Opp (3). SBA/ATT - BURRIDGE, A. (16-17), SPITZFADEN (8-10), HEWITT, D. (8-8), WINKELMAN, A. (6-7), SHEARROW, L. (4-4), BOXWELL, T. (2-2), ZERRUSEN, T. (2-2), SMITH, Z. (2-2), SIDDLE, A. (1-1), KILL, T. (1-1), WILLIAMS JR. (1-1), HURST, B. (1-1).



SOUTHEAST MISSOURI STATE UNIVERSITY

Game date	Opposing team	Score	Inns	Overall	OVC	Pitcher of record	Attend	Time
Feb 15, 2013	at New Orleans	W 7-4	9	1- 0- 0	0- 0- 0	WINKELMAN, A. (W 1-0)	410	3:32
Feb 16, 2013	at New Orleans	W 6-1	9	2- 0- 0	0- 0- 0	SMITH, Z. (W 1-0)	297	2:18
Feb 17, 2013	at New Orleans	W 11-2	9	3- 0- 0	0- 0- 0	SPITZFADEN (W 1-0)	272	2:15
Feb 19, 2013	HARRIS-STOWE	W 12-1	7	4- 0- 0	0- 0- 0	WINKELMAN, A. (W 2-0)	325	1:58
Feb 20, 2013	MID-CONTINENT	W 9-1	9	5- 0- 0	0- 0- 0	WILLIAMS JR. (W 1-0)	195	2:32
Feb 22, 2013	NORTH DAKOTA STATE	L 2-7	10	5- 1- 0	0- 0- 0	SHEARROW, L. (L 0-1)	229	2:57
Feb 23, 2013	NORTH DAKOTA STATE	L 6-9	9	5- 2- 0	0- 0- 0	WINKELMAN, A. (L 2-1)	627	3:05
Feb 24, 2013	NORTH DAKOTA STATE	W 13-7	9	6- 2- 0	0- 0- 0	WILLIAMS JR. (W 2-0)	402	3:35
Feb 26, 2013	SAINT LOUIS	L 4-8	9	6- 3- 0	0- 0- 0	KENDALL, R. (L 0-1)	146	3:25
Mar 02, 2013	ORAL ROBERTS	L 1-3	9	6- 4- 0	0- 0- 0	SPITZFADEN (L 1-1)	137	2:30
Mar 03, 2013	ORAL ROBERTS	L 3-4	9	6- 5- 0	0- 0- 0	SMITH, Z. (L 1-1)	238	2:29
Mar 03, 2013	ORAL ROBERTS	W 6-5	9	7- 5- 0	0- 0- 0	HURST, B. (W 1-0)	277	3:07
Mar 05, 2013	at Arkansas-Little Rock	L 2-3	9	7- 6- 0	0- 0- 0	WILLIAMS JR. (L 2-1)	168	3:02
Mar 06, 2013	at Arkansas-Little Rock	W 4-3	9	8- 6- 0	0- 0- 0	COBB, S. (W 1-0)	131	2:44
*Mar 08, 2013	at Belmont	W 1-0	9	9- 6- 0	1- 0- 0	SPITZFADEN (W 2-1)	157	2:13
*Mar 09, 2013	at Belmont	L 6-11	9	9- 7- 0	1- 1- 0	SMITH, Z. (L 1-2)	337	3:00
*Mar 10, 2013	at Belmont	L 2-6	9	9- 8- 0	1- 2- 0	WINKELMAN, A. (L 2-2)	314	2:50
Mar 12, 2013	CREIGHTON	L 2-17	9	9- 9- 0	1- 2- 0	SHEARROW, L. (L 0-2)	212	3:13
*Mar 15, 2013	EASTERN KENTUCKY	W 8-6	9	10- 9- 0	2- 2- 0	HURST, B. (W 2-0)	612	3:00
*Mar 16, 2013	EASTERN KENTUCKY	W 5-3	9	11- 9- 0	3- 2- 0	SMITH, Z. (W 2-2)	320	2:29
*Mar 16, 2013	EASTERN KENTUCKY	L 1-7	9	11-10- 0	3- 3- 0	WINKELMAN, A. (L 2-3)	320	2:45
Mar 19, 2013	at Saint Louis	L 6-7	9	11-11- 0	3- 3- 0	ZERRUSEN, T. (L 0-1)	115	2:41
*Mar 22, 2013	at Morehead State	L 2-4	9	11-12- 0	3- 4- 0	SPITZFADEN (L 2-2)	150	1:52
*Mar 23, 2013	at Morehead State	W 10-5	9	12-12- 0	4- 4- 0	THOMAS, Ty. (W 1-0)	169	2:54
*Mar 23, 2013	at Morehead State	L 8-11	9	12-13- 0	4- 5- 0	ZERRUSEN, T. (L 0-2)	169	3:04
Mar 27, 2013	at Missouri State	L 4-11	9	12-14- 0	4- 5- 0	THOMAS, Ty. (L 1-1)	243	2:58
*Mar 28, 2013	UT MARTIN	W 8-5	9	13-14- 0	5- 5- 0	WINKELMAN, A. (W 3-3)	218	2:31
*Mar 29, 2013	UT MARTIN	W 9-6	9	14-14- 0	6- 5- 0	SPITZFADEN (W 3-2)	281	2:56
*Mar 30, 2013	UT MARTIN	W 7-2	9	15-14- 0	7- 5- 0	SHEARROW, L. (W 1-2)	337	2:58
Apr 02, 2013	at Arkansas State	L 8-9	9	15-15- 0	7- 5- 0	KILL, T. (L 0-1)	215	3:25
*Apr 05, 2013	at SIUE	L 0-4	9	15-16- 0	7- 6- 0	SPITZFADEN (L 3-3)	259	1:55
*Apr 06, 2013	at SIUE	W 8-4	9	16-16- 0	8- 6- 0	SHEARROW, L. (W 2-2)	210	3:10
*Apr 07, 2013	at SIUE	W 13-11	9	17-16- 0	9- 6- 0	PATMAN, M. (W 1-0)	183	3:22
Apr 09, 2013	SIU	L 3-25	9	17-17- 0	9- 6- 0	COBB, S. (L 1-1)	625	3:19
*Apr 12, 2013	AUSTIN PEAY	L 4-9	9	17-18- 0	9- 7- 0	SMITH, Z. (L 2-3)	305	3:22
*Apr 13, 2013	AUSTIN PEAY	W 5-3	9	18-18- 0	10- 7- 0	SPITZFADEN (W 4-3)	1472	2:18
*Apr 14, 2013	AUSTIN PEAY	W 14-8	9	19-18- 0	11- 7- 0	SHEARROW, L. (W 3-2)	376	3:26
Apr 16, 2013	ARKANSAS STATE	L 4-5	12	19-19- 0	11- 7- 0	THOMAS, Ty. (L 1-2)	292	4:33
*Apr 19, 2013	at Eastern Illinois	L 2-4	9	19-20- 0	11- 8- 0	SMITH, Z. (L 2-4)	181	2:14
*Apr 20, 2013	at Eastern Illinois	W 25-6	9	20-20- 0	12- 8- 0	SPITZFADEN (W 5-3)	291	3:38
*Apr 21, 2013	at Eastern Illinois	L 3-13	9	20-21- 0	12- 9- 0	KILL, T. (L 0-2)	391	2:24
Apr 23, 2013	at SIU	L 2-3	11	20-22- 0	12- 9- 0	COBB, S. (L 1-2)	121	3:24
*Apr 26, 2013	JACKSONVILLE STATE	L 8-9	9	20-23- 0	12-10- 0	HURST, B. (L 2-1)	213	3:05
*Apr 28, 2013	JACKSONVILLE STATE	L 3-4	10	20-24- 0	12-11- 0	HURST, B. (L 2-2)	-	2:20
*Apr 28, 2013	JACKSONVILLE STATE	L 2-5	7	20-25- 0	12-12- 0	WINKELMAN, A. (L 3-4)	250	2:17
Apr 30, 2013	at Missouri	W 9-7	9	21-25- 0	12-12- 0	HURST, B. (W 3-2)	750	3:17
*May 03, 2013	at Murray State	L 0-4	9	21-26- 0	12-13- 0	SMITH, Z. (L 2-5)	129	1:55
*May 04, 2013	at Murray State	L 4-5	9	21-27- 0	12-14- 0	HURST, B. (L 3-3)	135	2:55
*May 05, 2013	at Murray State	W 7-4	9	22-27- 0	13-14- 0	ZERRUSEN, T. (W 1-2)	119	2:51
*May 10, 2013	TENNESSEE TECH	L 1-16	9	22-28- 0	13-15- 0	KILL, T. (L 0-3)	698	2:53
*May 11, 2013	TENNESSEE TECH	L 6-11	9	22-29- 0	13-16- 0	SPITZFADEN (L 5-4)	429	3:07
*May 12, 2013	TENNESSEE TECH	L 1-5	9	22-30- 0	13-17- 0	SMITH, Z. (L 2-6)	432	2:41
May 16, 2013	MEMPHIS	L 6-8	9	22-31- 0	13-17- 0	HURST, B. (L 3-4)	511	2:20
May 17, 2013	MEMPHIS	W 3-2	11	23-31- 0	13-17- 0	ZERRUSEN, T. (W 2-2)	512	3:51
May 18, 2013	MEMPHIS	W 9-4	9	24-31- 0	13-17- 0	KILL, T. (W 1-3)	566	3:03
May 22, 2013	vs Belmont	W 9-6	9	25-31- 0	13-17- 0	HURST, B. (W 4-4)	413	3:26
May 23, 2013	at Tennessee Tech	L 1-5	9	25-32- 0	13-17- 0	KILL, T. (L 1-4)	903	2:34
May 24, 2013	BELMONT	W 2-1	9	26-32- 0	13-17- 0	WINKELMAN, A. (W 4-4)	0	2:38
May 24, 2013	vs Eastern Kentucky	L 9-12	9	26-33- 0	13-17- 0	SPITZFADEN (L 5-5)	0	3:03

2013 Final Statistics

2013 Final Statistics

Date	Opponent	AB	R	H	RBI	2B	3B	HR	BB	IBB	SB	CS	HBP	SAC	SF	GDP	K	PO	A	E	Avg
Feb 15, 2013	at New Orleans	33	7	7	6	2	1	1	5	0	1	1	1	1	0	0	11	27	12	3	.212
Feb 16, 2013	at New Orleans	32	6	6	6	3	0	2	5	0	0	0	2	0	0	0	9	27	7	0	.200
Feb 17, 2013	at New Orleans	37	11	13	10	4	0	3	6	0	1	0	3	1	0	0	2	27	16	1	.255
Feb 19, 2013	HARRIS-STOWE	35	12	15	12	3	1	0	1	0	2	0	0	1	1	0	2	21	5	1	.299
Feb 20, 2013	MID-CONTINENT	36	9	12	8	2	0	0	5	0	4	0	1	0	1	1	2	27	10	2	.306
Feb 22, 2013	NORTH DAKOTA STATE	33	2	6	2	0	0	0	1	0	2	0	2	0	0	1	6	27	12	1	.286
Feb 23, 2013	NORTH DAKOTA STATE	37	6	12	6	1	0	1	1	0	0	1	1	2	0	0	11	27	8	0	.292
Feb 24, 2013	NORTH DAKOTA STATE	40	13	18	11	3	0	0	3	1	1	0	1	4	0	0	7	27	9	0	.314
Feb 26, 2013	SAINT LOUIS	34	4	8	3	1	0	0	6	0	2	0	1	0	0	1	11	27	12	3	.306
Mar 02, 2013	ORAL ROBERTS	31	1	6	1	1	0	0	0	0	0	0	1	1	0	2	13	27	15	0	.296
Mar 03, 2013	ORAL ROBERTS	34	3	8	3	3	0	2	1	0	1	0	0	0	0	1	7	27	13	1	.291
Mar 03, 2013	ORAL ROBERTS	28	6	7	5	2	0	0	3	1	0	0	1	3	1	1	9	27	9	3	.288
Mar 05, 2013	at Arkansas-Little Rock	35	2	9	0	1	0	0	0	0	0	0	0	0	0	0	8	24	9	5	.285
Mar 06, 2013	at Arkansas-Little Rock	33	4	8	4	1	0	0	3	0	3	0	1	2	1	0	6	27	11	2	.282
Mar 08, 2013	at *Belmont	28	1	3	1	2	0	0	2	0	0	1	1	0	1	0	11	27	12	1	.273
Mar 09, 2013	at *Belmont	37	6	10	6	2	0	0	2	0	2	0	3	1	0	1	8	24	7	0	.273
Mar 10, 2013	at *Belmont	32	2	7	2	2	0	0	3	0	2	1	3	1	0	0	8	24	5	1	.270
Mar 12, 2013	CREIGHTON	30	2	4	2	0	0	0	4	0	0	1	0	1	1	0	3	27	8	5	.263
Mar 15, 2013	*EASTERN KENTUCKY	36	8	14	8	2	1	2	2	0	0	1	3	1	1	0	5	27	8	1	.270
Mar 16, 2013	*EASTERN KENTUCKY	34	5	10	1	2	0	0	3	0	3	0	0	1	0	0	8	27	11	2	.271
Mar 16, 2013	*EASTERN KENTUCKY	35	1	10	1	1	0	0	3	0	0	1	0	0	0	1	7	27	13	0	.272
Mar 19, 2013	at Saint Louis	35	6	10	5	4	0	1	3	0	0	0	1	1	0	0	10	24	8	2	.272
Mar 22, 2013	at *Morehead State	30	2	5	2	0	2	0	4	0	0	0	0	0	0	2	3	24	16	1	.268
Mar 23, 2013	at *Morehead State	44	10	18	10	2	0	2	2	0	1	0	2	1	0	0	5	27	12	3	.276
Mar 23, 2013	at *Morehead State	39	8	13	7	2	0	0	4	0	3	1	3	3	0	1	7	24	8	1	.279
Mar 27, 2013	at Missouri State	36	4	10	3	4	0	0	4	0	3	0	1	0	0	1	8	24	10	2	.279
Mar 28, 2013	*UT MARTIN	31	8	9	7	2	0	0	2	0	0	1	4	0	0	0	7	27	10	0	.279
Mar 29, 2013	*UT MARTIN	34	9	11	6	2	0	1	8	1	2	0	0	0	0	1	9	27	11	1	.281
Mar 30, 2013	*UT MARTIN	29	7	10	6	4	0	1	5	0	1	0	2	1	1	1	3	27	15	1	.282
Apr 02, 2013	at Arkansas State	34	8	9	7	3	2	0	5	0	2	1	1	1	1	0	12	24	9	2	.282
Apr 05, 2013	at *SIUE	31	0	4	0	2	0	0	0	0	0	0	1	1	0	0	10	24	12	1	.277
Apr 06, 2013	at *SIUE	36	8	14	8	5	1	0	7	0	10	1	2	2	0	2	6	27	9	1	.281
Apr 07, 2013	at *SIUE	39	13	14	10	6	1	2	4	0	7	0	2	1	0	1	10	27	9	1	.284
Apr 09, 2013	SIU	36	3	11	3	1	0	0	3	0	2	1	0	0	1	0	9	27	4	3	.284
Apr 12, 2013	*AUSTIN PEAY	38	4	11	4	1	0	0	3	0	1	1	0	0	0	0	6	27	13	2	.285
Apr 13, 2013	*AUSTIN PEAY	28	5	9	5	0	1	0	3	0	0	1	1	0	0	2	5	27	14	1	.285
Apr 14, 2013	*AUSTIN PEAY	43	14	17	12	4	0	1	2	0	2	1	3	0	0	0	6	27	9	3	.289
Apr 16, 2013	ARKANSAS STATE	38	4	4	4	0	0	0	11	0	0	1	0	1	0	1	12	36	8	1	.284
Apr 19, 2013	at *Eastern Illinois	28	2	5	2	0	0	0	6	0	0	0	2	1	0	1	6	24	17	3	.282
Apr 20, 2013	at *Eastern Illinois	50	25	22	24	5	1	1	12	1	0	1	0	0	0	0	10	27	13	0	.287
Apr 21, 2013	at *Eastern Illinois	34	3	7	2	0	0	0	1	0	0	0	0	0	1	0	7	24	7	3	.285
Apr 23, 2013	at SIU	36	2	8	1	1	0	0	6	0	3	1	0	2	0	1	7	31	16	0	.284
Apr 26, 2013	*JACKSONVILLE STATE	36	8	11	8	1	0	1	4	0	1	0	1	1	0	0	12	27	8	1	.284
Apr 28, 2013	*JACKSONVILLE STATE	36	3	10	2	1	0	0	3	0	0	1	0	1	0	3	7	30	15	1	.284
Apr 28, 2013	*JACKSONVILLE STATE	26	2	5	2	2	0	0	0	0	0	0	0	0	0	0	3	21	5	0	.283
Apr 30, 2013	at Missouri	40	9	15	9	4	0	2	2	1	0	0	1	2	0	1	9	27	10	0	.285
May 03, 2013	at *Murray State	29	0	3	0	0	0	0	0	0	0	0	1	0	0	1	6	24	12	2	.282
May 04, 2013	at *Murray State	35	4	10	2	3	0	0	3	0	0	1	3	0	0	1	6	26	14	1	.282
May 05, 2013	at *Murray State	34	7	9	5	3	0	0	7	0	2	0	1	0	0	2	5	27	14	3	.281
May 10, 2013	*TENNESSEE TECH	34	1	8	1	1	0	0	1	0	0	0	0	0	0	1	13	27	4	2	.281
May 11, 2013	*TENNESSEE TECH	38	6	13	6	3	0	0	6	0	0	1	0	0	1	0	10	27	8	2	.282
May 12, 2013	*TENNESSEE TECH	28	1	3	1	0	0	0	6	0	0	1	0	0	1	1	8	27	10	1	.279
May 16, 2013	MEMPHIS	31	6	10	6	3	0	0	3	0	0	0	0	3	0	0	9	27	12	4	.280
May 17, 2013	MEMPHIS	43	3	11	3	2	1	0	3	0	3	0	1	1	0	0	14	33	12	2	.279
May 18, 2013	MEMPHIS	35	9	11	7	5	1	0	4	0	1	0	2	1	0	0	10	27	9	4	.280
May 22, 2013	vs Belmont	42	9	17	7	1	0	1	4	0	1	0	2	2	0	1	10	27	11	0	.283
May 23, 2013	at Tennessee Tech	30	1	7	1	1	0	0	2	0	0	1	1	1	0	1	7	24	12	5	.282
May 24, 2013	BELMONT	28	2	8	1	1	0	0	4	0	1	1	1	2	0	1	2	27	9	0	.282
May 24, 2013	vs Eastern Kentucky	42	9	18	9	4	0	0	4	0	0	0	1	0	2	1	6	24	12	2	.285
Totals		2046	336	583	296	121	13	24	210	5	71	24	64	50	14	37	449	1560	619	94	.285



SOUTHEAST MISSOURI STATE UNIVERSITY

Inning-by-inning	1	2	3	4	5	6	7	8	9	EX	Total
Southeast Missouri	34	47	23	46	30	40	46	34	35	1	336
Opponents	47	53	50	36	49	40	42	33	18	3	371

Win-Loss Record When

Overall.....	26-33	After 6 leading.....	17-5
Conference.....	13-17	trailing.....	2-24
Non-Conference.....	13-16	tied.....	7-4
Home games.....	14-17	After 7 leading.....	21-0
Away games.....	11-15	trailing.....	2-25
Neutral site.....	1-1	tied.....	2-7
Day games.....	19-25	After 8 leading.....	21-0
Night games.....	7-8	trailing.....	2-28
vs Left starter.....	9-8	tied.....	2-4
vs Right starter.....	17-25		
1-Run games.....	5-9	Hit 0 home runs.....	14-29
2-Run games.....	5-4	1 home run.....	6-3
5+Run games.....	10-10	2+ home runs.....	6-1
Extra innings.....	1-4		
Shutouts.....	1-2	Opp. 0 home runs.....	14-16
		1 home run.....	10-11
		2+ HRs.....	2-6
Scoring 0-2 runs.....	2-15	Made 0 errors.....	7-6
3-5 runs.....	4-9	1 error.....	9-11
6-9 runs.....	13-9	2+ errors.....	10-16
10+ runs.....	7-0		
Opp. 0-2 runs.....	8-0	Opp. made 0 errors.....	4-12
3-5 runs.....	10-14	1 error.....	7-14
6-9 runs.....	7-10	2+ errors.....	15-7
10+ runs.....	1-9		
Scored in 1st inning.....	9-10	Out-hit opponent.....	19-5
Opp. scored in 1st.....	4-16	Out-hit by opponent.....	4-25
Scores first.....	18-10	Hits are tied.....	3-3
Opp. scores first.....	8-23		

Record when team scores:

Runs	0	1	2	3	4	5	6	7	8	9	10+
W-L	0-2	1-5	1-8	1-4	1-5	2-0	2-5	3-0	3-3	5-1	7-0

Record when opponent scores:

Runs	0	1	2	3	4	5	6	7	8	9	10+
W-L	1-0	4-0	3-0	3-3	4-6	3-5	4-1	2-3	1-2	0-4	1-9

Record when leading after:

Inn.	1	2	3	4	5	6	7	8
W-L	8-5	14-5	13-2	13-5	14-4	17-5	21-0	21-0

Record when trailing after:

Inn.	1	2	3	4	5	6	7	8
W-L	2-12	4-19	7-24	8-23	7-24	2-24	2-25	2-28

Record when tied after:

Inn.	1	2	3	4	5	6	7	8
W-L	16-16	8-9	6-7	5-5	5-5	7-4	2-7	2-4

Multiple Hit Games	2	3	4	5+	Tot
TELLOR, Matt.....	16	5	2	-	23
GIBSON, Derek.....	17	6	-	-	23
BLUM, Jason.....	14	6	1	-	21
HEWITT, Dalton.....	15	2	-	-	17
EVANS, Clayton.....	12	3	1	-	16
LENNINGTON, Andy.....	14	2	-	-	16
BIESER, Cole.....	11	4	-	-	15
BARNES, Ryan.....	10	2	-	-	12
BOGGETTO, Branden.....	8	1	-	-	9
FISHER, Nolan.....	7	1	-	-	8
BURRIDGE, Alex.....	2	1	-	-	3
ZINK, John Logan.....	3	-	-	-	3
BOXWELL, Tyler.....	2	-	-	-	2
LACK, Andy.....	1	1	-	-	2
STILL, Steven.....	1	-	-	-	1
MEADE, Josh.....	1	-	-	-	1
TEAM	134	34	4	0	172

Multiple RBI Games	2	3	4	5+	Tot
TELLOR, Matt.....	9	3	-	1	13
LENNINGTON, Andy.....	8	3	-	-	11
BLUM, Jason.....	8	3	-	-	11
GIBSON, Derek.....	6	2	-	1	9
EVANS, Clayton.....	4	2	-	-	6
BIESER, Cole.....	5	1	-	-	6
BARNES, Ryan.....	4	-	1	1	6
BOGGETTO, Branden.....	4	-	1	-	5
HEWITT, Dalton.....	4	-	-	-	4
MEADE, Josh.....	2	-	1	-	3
FISHER, Nolan.....	2	-	-	-	2
LACK, Andy.....	1	-	-	-	1
BURRIDGE, Alex.....	-	1	-	-	1
MIKRUT, Tyler.....	1	-	-	-	1
BOXWELL, Tyler.....	1	-	-	-	1
TEAM	59	15	3	3	80

Hitting Streaks	Longest	Current
GIBSON, Derek	17	1
BLUM, Jason	15	7
HEWITT, Dalton	12	12
LENNINGTON, Andy	11	1
TELLOR, Matt	9	1
BIESER, Cole	6	-
BOGGETTO, Branden	6	-
EVANS, Clayton	5	-
FISHER, Nolan	4	-
BARNES, Ryan	3	1
BOXWELL, Tyler	3	1
LACK, Andy	3	3
MEADE, Josh	2	-
BURRIDGE, Alex	2	1
ZINK, John Logan	1	-
STILL, Steven	1	1
MIKRUT, Tyler	1	-



2014 OPPONENTS



SOUTHEAST MISSOURI STATE UNIVERSITY

ORAL ROBERTS



General Information

Location Tulsa, Okla.
Enrollment 3,259
Nickname Golden Eagles
Colors Vegas Gold, Navy, White
Conference Southland
President Dr. William Wilson
Athletic Director Mike Carter

Facility

Home Field J.L. Johnson Stadium
Capacity 2,418
Dimensions L:330, C:400, R:330
Surface Natural Grass

Coaching Staff

Head Coach Ryan Folmer
Career Record 25-32
Record at School (Yrs.) Same (1)
Assistant Coaches Ryan Neill
..... Sean Snedeker, Adam White

Team Information

2013 Record 25-32
Southland Record 16-11
Starters Returning/Lost 6/3
Pitchers Returning/Lost 2/3
Lettermen Returning/Lost 21/9

Sports Information

Contact Eric Scott
Office Phone (918) 495-6646
Email escott@oru.edu
Website ORUGoldenEagles.com

UALR



General Information

Location Little Rock, Ark.
Enrollment 12,927
Nickname Trojans
Colors Maroon, Silver, Black
Conference Sun Belt
Chancellor Dr. Joel E. Anderson
Athletic Director Chris Peterson

Facility

Home Field Gary Hogan Field
Capacity 1,000
Dimensions L: 330, C: 400, R: 325
Surface Field Turn

Coaching Staff

Head Coach Scott Norwood
Career Record 412-289
Record at School (Yrs.) 123-149 (5)
Assistant Coaches Chris Marx
..... Cole Gordon

Team Information

2013 Record 28-28
Sun Belt Record/Finish 13-17/7th
Starters Returning/Lost 3/5
Pitchers Returning/Lost 8/6
Lettermen Returning/Lost 13/15

Sports Information

Contact Cory McCrune
Office Phone (501) 569-3403
Email cm371810@gmail.com
Website UALRTrojans.com

HARRIS STOWE



General Information

Location St. Louis, Mo.
Enrollment 1,400
Nickname Hornets
Colors Black, Gold
Conference American Midwest
President Constance Gully
Athletic Director Don Kaverman

Facility

Home Field Hornets Baseball Field
Capacity n/a
Dimensions n/a
Surface Grass

Coaching Staff

Head Coach David Estes
Career Record n/a
Record at School (Yrs.) n/a (5)
Assistant Coaches Ken Wagner
..... C.J. Bilbrey, Cie Arell

Team Information

2013 Record 0-43
AMC Record 0-27
Starters Returning/Lost n/a
Pitchers Returning/Lost n/a
Lettermen Returning/Lost n/a

Sports Information

Contact Phillip Hunt
Office Phone (314) 340-5906
Email HuntP@hssu.edu
Website HornetAthletics.com

2014 Opponents



General Information

LocationFort Wayne, Ind.
 Enrollment 14,193
 NicknameMastodons
 Colors..... Royal Blue, White
 ConferenceSummit League
 Chancellor..... Vicky L. Carwein
 Athletic Director ... Kelley Hartley Hutton

Facility

Home FieldMastodon Field
 Capacity..... 1,000
 Dimensions n/a
 Surface..... Grass

Coaching Staff

Head Coach Bobby Pierce
 Career Record..... 140-236
 Record at School (Yrs.) 85-182 (5)
 Assistant Coaches..... Grant Birely
 Scott Micinski, Cisco Mireles

Team Information

2013 Record22-32
 Summit League Record.....9-21
 Starters Returning/Lost 7/2
 Pitchers Returning/Lost..... 6/7
 Lettermen Returning/Lost..... 23/8

Sports Information

Contact.....Brian Alden
 Office Phone (260) 481-6646
 Email.....aldens@ipfw.edu
 Website.....GoMastodons.com

ARKANSAS STATE



General Information

LocationJonesboro, Ark.
 Enrollment 13,239
 Nickname Red Wolves
 Colors..... Scarlet, Black
 Conference Sun Belt
 Chancellor Dr. Tim Hudson
 Athletic Director Terry Mohajir

Facility

Home FieldTomlinson Stadium
 Capacity..... 1,200
 Dimensions n/a
 Surface..... Turf

Coaching Staff

Head Coach Tommy Raffo
 Career Record..... 142-143-1
 Record at School (Yrs.) Same (6)
 Assistant Coaches.....Anthony Everman
 Tighe Dickinson, Noah Sanders

Team Information

2013 Record28-31
 Sun Belt Record/Finish..... 12-18/8th
 Starters Returning/Lost 3/6
 Pitchers Returning/Lost..... 8/9
 Lettermen Returning/Lost..... 16/16

Sports Information

Contact..... Chris Graddy
 Office Phone (870) 972-2707
 Email.....cgraddy@astate.edu
 Website..... AStateRedWolves.com

MEMPHIS



General Information

Location Memphis, Tenn.
 Enrollment 22,725
 Nickname Tigers
 Colors..... Royal Blue, Gray
 ConferenceAmerican
 President.....R. Brad Martin
 Athletic DirectorTom Bowen

Facility

Home FieldFedExPark
 Capacity..... 2,000
 Dimensions L: 318, C: 380, R: 317
 Surface..... Grass

Coaching Staff

Head Coach Daron Schoenrock
 Career Record.....268-326
 Record at School (Yrs.) 243-274 (10)
 Assistant Coaches.....Russ McNickle
 Clay Green, Zach Clark

Team Information

2013 Record35-24
 C-USA Record/Finish 14-10/T-3rd
 Starters Returning/Lost 8/1
 Pitchers Returning/Lost..... 8/6
 Lettermen Returning/Lost..... 22/10

Sports Information

Contact..... Mark Taylor
 Office Phone (901) 678-5108
 Email.....mtaylor16@memphis.edu
 Website..... GoTigersGo.com



SOUTHEAST MISSOURI STATE UNIVERSITY

ARKANSAS - PINE BLUFF



General Information

LocationPine Bluff, Ark.
Enrollment 3,800
Nickname Golden Lions
Colors Black, Gold
ConferenceSouthwestern Athletic
ChancellorDr. Lawrence Davis Jr.
Athletic DirectorLonza Hardy Jr.

Facility

Home FieldTorri Hunter Complex
Capacity 1,500
Dimensions n/a
Surface Grass

Coaching Staff

Head CoachCarlos James
Career Record n/a
Record at School (Yrs.) 21-32 (1)
Assistant CoachesJon Tatum

Team Information

2013 Record21-32
SWAC Record13-11
Starters Returning/Lost n/a
Pitchers Returning/Lost n/a
Lettermen Returning/Lost n/a

Sports Information

Contact TBA
Office Phone (870) 575-7949
Email n/a
Website ARPBLionsRoar.com

BELMONT



General Information

Location Nashville, Tenn.
Enrollment 6,665
Nickname Bruins
Colors Navy, Red, White
Conference Ohio Valley
President Dr. Robert C. Fisher
Athletic Director Mike Strickland

Facility

Home FieldE.S. Rose Park
Capacity n/a
Dimensions L: 330, C: 400, R: 330
Surface Field Turf

Coaching Staff

Head CoachDavid Jarvis
Career Record 796-560
Record at School (Yrs.) 472-411-1 (16)
Assistant CoachesMark Barnett
..... Aaron Smith, Matt Thomas

Team Information

2013 Record38-20
OVC Record/Finish 22-8/3rd
Starters Returning/Lost 7/4
Pitchers Returning/Lost 8/4
Lettermen Returning/Lost 15/7

Sports Information

Contact Kristen Litchfield
Office Phone (615) 460-8023
Email kristen.litchfield@belmont.edu
Website BelmontBruins.com

MISSOURI STATE



General Information

LocationSpringfield, Mo.
Enrollment 23,838
Nickname Bears
Colors Maroon, White
ConferenceMissouri Valley
President Clif Smart
Athletic Director Kyle Moats

Facility

Home Field Hammons Field
Capacity 8,000
Dimensions L: 315, C:400, R:330
Surface Grass

Coaching Staff

Head Coach Keith Guttin
Career Record 1,063-675
Record at School (Yrs.) Same (32)
Assistant CoachesPaul Evans
..... Brent Thomas, Matt Lawson

Team Information

2013 Record31-23
MVC Record/Finish 12-9/4th
Starters Returning/Lost 6/4
Pitchers Returning/Lost 9/4
Lettermen Returning/Lost 20/9

Sports Information

ContactEric Doennig
Office Phone (417) 836-4586
Email ericdoennig@missouristate.edu
Website MissouriStateBears.com

EASTERN KENTUCKY



General Information

Location Richmond, Ky.
Enrollment 15,968
Nickname Colonels
Colors Maroon, White
Conference Ohio Valley
President..... Dr. Michael T. Benson
Athletic Director Mark Sandy

Facility

Home Field Turkey Hughes Field
Capacity..... n/a
Dimensions L:340, C:410, R: 330
Surface..... Field Turf

Coaching Staff

Head Coach Jason Stein
Career Record..... 133-141
Record at School (Yrs.) Same (5)
Assistant Coaches..... John Peterson
..... Dan Scott

Team Information

2013 Record 23-34
OVC Record/Finish 16-13/5th
Starters Returning/Lost 6/3
Pitchers Returning/Lost..... 11/5
Lettermen Returning/Lost..... 19/12

Sports Information

Contact..... Kevin Britton
Office Phone (859) 622-2006
Email..... kevin.britton@eku.edu
Website..... EKUSports.com

SAINT LOUIS



General Information

Location St. Louis, Mo.
Enrollment 13,785
Nickname Billikens
Colors Royal Blue, White
Conference Atlantic 10
President..... Bill Kauffman
Athletic Director Chris May

Facility

Home Field Billiken Sports Center
Capacity..... 500
Dimensions L: 330, C: 403, R: 330
Surface..... Grass

Coaching Staff

Head Coach Darin Hendrickson
Career Record..... 688-323
Record at School (Yrs.) 198-148 (6)
Assistant Coaches..... Kevin Moulder
..... Will Bradley, Connor Gandossy

Team Information

2013 Record 41-21
A10 Record/Finish..... 17-7/1st
Starters Returning/Lost 5/3
Pitchers Returning/Lost..... 7/4
Lettermen Returning/Lost..... 16/11

Sports Information

Contact..... Jake Gossage
Office Phone (314) 977-2524
Email..... jgossage@slu.edu
Website..... SLUBillikens.com

MOREHEAD STATE



General Information

Location Morehead, Ky.
Enrollment 11,235
Nickname Eagles
Colors Blue, Gold
Conference Ohio Valley
President..... Dr. Wayne D. Andrews
Athletic Director Brian Hutchinson

Facility

Home Field Allen Field
Capacity..... 1,000
Dimensions n/a
Surface..... Grass

Coaching Staff

Head Coach Mike McGuire
Career Record..... 158-129
Record at School (Yrs.) 16-40 (2)
Assistant Coaches..... Jeff Stanek
..... Adam Brown, Graham Johnson

Team Information

2013 Record 16-40
OVC Record/Finish 10-20/9th
Starters Returning/Lost n/a
Pitchers Returning/Lost..... n/a
Lettermen Returning/Lost..... n/a

Sports Information

Contact..... Brent Fritzemeier
Office Phone (606) 783-5481
Email.... b.fritzemeier@moreheadstate.edu
Website..... MSUEagles.com



SOUTHEAST MISSOURI STATE UNIVERSITY

MISSISSIPPI STATE



General Information

Location Starkville, Miss.
Enrollment 20,365
Nickname Bulldogs
Colors Maroon, White
Conference Southeastern
President.....Dr. Mark E. Keenum
Athletic Director Scott Stricklin

Facility

Home Field Polk-DeMent Stadium
Capacity..... 15,000
Dimensions L: 330, C: 390, R:326
Surface..... Grass

Coaching Staff

Head Coach John Cohen
Career Record..... 498-327
Record at School (Yrs.) 171-131 (5)
Assistant Coaches..... Butch Thompson
..... Nick Mingione

Team Information

2013 Record 51-20
SEC Record/Finish..... 16-14/5th
Starters Returning/Lost 5/4
Pitchers Returning/Lost..... 9/6
Lettermen Returning/Lost..... 19/11

Sports Information

Contact..... Kyle Niblett
Office Phone (662) 325-8040
Email..... kniblett@athletics.msstate.edu
Website..... HailState.com

UT MARTIN



General Information

Location Martin, Tenn.
Enrollment 8,400
Nickname Skyhawks
Colors Blue, Orange
Conference Ohio Valley
Chancellor Dr. Thomas A. Rakes
Athletic Director Julio Freire

Facility

Home Field Skyhawk Field
Capacity..... 500
Dimensions L: 330, C:385, R: 330
Surface..... Grass

Coaching Staff

Interim Head Coach Brad Goss
Career Record..... 0-0
Record at School (Yrs.) 0-0 (1)
Assistant Coaches..... Eric Ebers
..... Chris Gillies

Team Information

2013 Record 11-40
OVC Record/Finish..... 4-26/11th
Starters Returning/Lost n/a
Pitchers Returning/Lost..... n/a
Lettermen Returning/Lost..... 18/12

Sports Information

Contact..... Ryne Rickman
Office Phone (731) 881-7632
Email..... rrickman@utm.edu
Website..... UTMSports.com

SIUE



General Information

Location Edwardsville, Ill.
Enrollment 13,850
Nickname Cougars
Colors Red, White
Conference Ohio Valley
Chancellor Dr. Julie Furst-Bowe
Athletic Director Dr. Bradley Hewitt

Facility

Home Field ... Simmons Baseball Complex
Capacity..... 1,000
Dimensions L: 330, C: 390, R: 330
Surface..... Field Turf

Coaching Staff

Head Coach Tony Stoecklin
Career Record..... 16-35
Record at School (Yrs.) Same (1)
Assistant Coaches..... Danny Jackson
..... Jason Isringhausen, Brandon McCall

Team Information

2013 Record 16-35
OVC Record/Finish..... 10-20/8th
Starters Returning/Lost 5/4
Pitchers Returning/Lost..... n/a
Lettermen Returning/Lost..... 18/8

Sports Information

Contact..... Joe Pott
Office Phone (618) 650-2860
Email..... jpott@siue.com
Website..... SIUECougars.com

SOUTHERN ILLINOIS



General Information

Location Carbondale, Ill.
Enrollment 18,964
Nickname Salukis
Colors Maroon, White
Conference Missouri Valley
Chancellor Dr. Rita Cheng
Athletic Director Mario Moccia

Facility

Home Field Richard "Itchy" Jones Field
Capacity 2,000
Dimensions L: 330, C: 390, R: 330
Surface Field Turf

Coaching Staff

Head Coach Ken Henderson
Career Record 91-103
Record at School (Yrs.) Same (4)
Assistant Coaches P.J. Finigan
..... Ryan Strain, Joe Lincoln

Team Information

2013 Record 25-33
MVC Record/Finish 6-15/7th
Starters Returning/Lost 6/3
Pitchers Returning/Lost 1/2
Lettermen Returning/Lost 17/9

Sports Information

Contact Scott Gierman
Office Phone (618) 453-5470
Email sgierman@siu.edu
Website SIUSalukis.com

AUSTIN PEAY



General Information

Location Clarksville, Tenn.
Enrollment 10,597
Nickname Governors
Colors Red, White
Conference Ohio Valley
President Tim Hall
Athletic Director Derek van der Merwe

Facility

Home Field Raymond C. Hand Park
Capacity n/a
Dimensions L:319, C:392, R: 327
Surface Grass

Coaching Staff

Head Coach Gary McClure
Career Record 799-691-4
Record at School (Yrs.) Same (27)
Assistant Coaches Joel Mangrum
..... Derrick Dunbar, Skylar Barnett

Team Information

2013 Record 47-15
OVC Record/Finish 22-7/2nd
Starters Returning/Lost 2/6
Pitchers Returning/Lost 4/2
Lettermen Returning/Lost 15/13

Sports Information

Contact Cody Bush
Office Phone (931) 221-7561
Email bushc@apsu.edu
Website LetsGoPeay.com

EASTERN ILLINOIS



General Information

Location Charleston, Ill.
Enrollment 10,615
Nickname Panthers
Colors Blue, Gray
Conference Ohio Valley
President Dr. William Perry
Athletic Director Barbara Burke

Facility

Home Field Coaches Stadium
Capacity 500
Dimensions L:340, C:380, R: 340
Surface Grass

Coaching Staff

Head Coach Jim Schmitz
Career Record 662-673
Record at School (Yrs.) 498-512 (19)
Assistant Coaches Jason Anderson
..... Ty Rogers, Julio Godinez

Team Information

2013 Record 22-27
OVC Record/Finish 11-17/7th
Starters Returning/Lost 6/3
Pitchers Returning/Lost 8/3
Lettermen Returning/Lost 20/7

Sports Information

Contact Greg Lautzenheiser
Office Phone (217) 581-7020
Email glautzenheiser@eiu.edu
Website EIUPanthers.com



SOUTHEAST MISSOURI STATE UNIVERSITY

JACKSONVILLE STATE



General Information

Location Jacksonville, Ala.
Enrollment 9,504
Nickname Gamecocks
Colors Red, White
Conference Ohio Valley
President Dr. William A. Meehan
Athletic Director Warren Koegel

Facility

Home Field Rudy Abbot Field
Capacity 1,500
Dimensions L: 330, C: 400, R: 335
Surface Grass

Coaching Staff

Head Coach Jim Case
Career Record 385-324
Record at School (Yrs.) Same (12)
Assistant Coaches Brandon Romans
..... Mike Murphee

Team Information

2013 Record 32-26
OVC Record/Finish 22-8/3rd
Starters Returning/Lost 6/2
Pitchers Returning/Lost 10/4
Lettermen Returning/Lost 22/8

Sports Information

Contact Greg Seitz
Office Phone (256) 782-5279
Email gseitz@jsuedu
Website JSUGamecockSports.com

MISSOURI



General Information

Location Columbia, Mo.
Enrollment 34,658
Nickname Tigers
Colors Black, Gold
Conference Southeastern
Chancellor Dr. Brady Deaton
Athletic Director Michael Alden

Facility

Home Field Taylor Stadium
Capacity 3,031
Dimensions L: 340, C: 400, R: 340
Surface Grass

Coaching Staff

Head Coach Tim Jamieson
Career Record 622-474-2
Record at School (Yrs.) Same (19)
Assistant Coaches Kerrick Jackson
..... Matt Hobbs, Dan Pietroburgo

Team Information

2013 Record 18-32
SEC Record/Finish 10-20/5th
Starters Returning/Lost 8/2
Pitchers Returning/Lost 13/3
Lettermen Returning/Lost 19/5

Sports Information

Contact Shawn Davis
Office Phone (573) 882-0711
Email davisshaw@missouri.edu
Website MUTigers.com

MURRAY STATE



General Information

Location Murray, Ky.
Enrollment 10,943
Nickname Thoroughbreds
Colors Navy, Gold
Conference Ohio Valley
Interim President Dr. Tim Miller
Athletic Director Allen Ward

Facility

Home Field Reagan Field
Capacity 800
Dimensions L: 330, C: 400, R: 330
Surface Grass

Coaching Staff

Head Coach Rob McDonald
Career Record 224-318-2
Record at School (Yrs.) Same (10)
Assistant Coaches Dan Skirka
..... Larry Scully

Team Information

2013 Record 21-33
OVC Record/Finish 9-21/10th
Starters Returning/Lost 3/7
Pitchers Returning/Lost 9/3
Lettermen Returning/Lost 13/12

Sports Information

Contact John Brush
Office Phone (270) 809-7044
Email jbrush@murraystate.edu
Website GoRacers.com

TENNESSEE TECH



General Information

Location Cookeville, Tenn.
Enrollment 11,118
Nickname Golden Eagles
Colors Purple, Gold
Conference Ohio Valley
President Dr. Philip Oldham
Athletic Director Mark Wilson

Facility

Home Field	Bush Stadium
Capacity.....	1,100
Dimensions	L: 329, C: 405, R: 330
Surface.....	Grass

Coaching Staff

Head Coach Matt Bragga
Career Record..... 255-287-2
Record at School (Yrs.) Same (10)
Assistant Coaches..... Brandon Turner
..... Cody Church, Kyle Medley

Team Information

2013 Record	40-17
OVC Record/Finish	24-6/1 st
Starters Returning/Lost	6/3
Pitchers Returning/Lost.....	7/7
Lettermen Returning/Lost.....	16/15

Sports Information

Contact..... Mike Lehman
Office Phone (931) 372-6139
Email..... mlehman@tntech.edu
Website..... TTUSports.com

VANDERBILT



General Information

Location Nashville, Tenn.
Enrollment 6,835
Nickname Commodores
Colors Black, Gold
Conference Southeastern
Chancellor Nicholas S. Zeppos
Director of Sports Operation Kevin Colon

Facility

Home FieldCharles Hawkins Field
Capacity..... 3,626
Dimensions L: 310, C: 400, R: 330
Surface..... Grass

Coaching Staff

Head Coach Tim Corbin
Career Record..... 571-367
Record at School (Yrs.) 465-229 (11)
Assistant Coaches..... Travis Jewett
..... Scott Brown, Drew Hedman

Team Information

2013 Record	54-12
SEC Record/Finish	26-3/1 st
Starters Returning/Lost	2/6
Pitchers Returning/Lost	10/1
Lettermen Returning/Lost	19/12

Sports Information

Contact..... Kyle Parkinson
Office Phone (615) 343-0020
Email kyle.parkinson@vanderbilt.edu
Website..... VUCommodores.com



SOUTHEAST MISSOURI STATE UNIVERSITY

**Since joining NCAA Division I*

Alabama	4-7	Lyon	2-0	Tennessee State	6-0
Arkansas	4-6	Martin Methodist	1-0	Tennessee Tech	45-28
Arkansas-Pine Bluff	5-1	McKendree	3-0	Tulane	1-5
Arkansas State	14-21	McNeese State	1-2	UALR	6-2
Auburn	1-2	Memphis	20-21	UMSL	0-2
Austin Peay	45-31	Michigan State	0-2	UT Martin	50-16-1
Ball State	2-1	Mid-Continent	3-1	Valparaiso	3-0
Belmont	8-5	Mid-Eastern Shore	1-0	Vanderbilt	1-0
Bethel	1-0	Middle Tennessee State	12-20	Washington	1-0
Bradley	5-3	Mississippi	2-14	Western Illinois	3-0
Brescia	2-0	Mississippi State	0-4	Western Kentucky	1-2
Central Arkansas	5-3	Missouri	8-20	Westminster College	1-0
Central Michigan	3-2	Missouri Baptist	3-1	Wichita State	1-4
Central Oklahoma	1-0	Missouri State	13-28	William Jewell	1-0
Cleveland State	2-0	Missouri Valley	2-0	William Woods	1-0
Columbus	1-2	Morehead State	40-31	Wright State	2-4
Creighton	1-3	Murray State	38-31		
Culver-Stockton	3-0	Nebraska	0-3	2014 Opponents in BOLD	
Dallas Baptist	0-3	New Mexico State	0-3		
Delaware State	1-0	New Orleans	3-0		
Eastern Illinois	30-30	North Alabama	0-2		
Eastern Kentucky	34-37	Northeast Illinois	7-6		
Evansville	2-4	North Dakota	4-2		
Florida A&M	1-0	North Dakota State	1-2		
Florida Atlantic	0-1	Northern Colorado	1-3		
Florida State	0-2	Northern Illinois	6-1		
Freed-Hardeman	5-0	Northern Iowa	5-6		
Georgia Tech	0-4	Oklahoma	0-6		
Hannibal-LaGrange	2-0	Oklahoma State	2-4		
Harris-Stowe	5-0	Oral Roberts	4-4		
Illinois State	1-8	Princeton	0-1		
Indiana State	0-2	Purdue	1-1		
Iowa	2-0	Quincy	1-0		
Iowa State	8-1	Saint Louis	16-17		
IPFW	5-1	SIUE	7-3		
Jackson State	6-1	Samford	9-8		
Jacksonville State	14-22	South Alabama	2-5		
Kansas	0-7	South Dakota State	5-2		
Kansas State	1-0	Southern	2-0		
Lincoln (Mo.)	40-5	Southeastern Louisiana	2-2		
Lipscomb	6-1	Southern Illinois	23-17		
Long Island	0-1	Southern Indiana	2-4		
Louisiana-Lafayette	2-1	Southern Mississippi	3-6		
Louisville	1-0	South Florida	0-3		
		St. Catherine	0-1		
		St. Joseph's	0-1		

All-Time Records



RECORD BOOK



SOUTHEAST MISSOURI STATE UNIVERSITY

Games Played

1. Jason Blum, 2013	59
Kody Campbell, 2012	59
Trenton Moses, 2012	59
Eric Horstman, 2005	59
Frank Montiel, 2005	59
6. Bo Jenkins, 2005	58
Kenton Parmley, 2012	58
8. Ernie Bracamonte, 2004	57
Eric Horstman, 2004	57
Bo Jenkins, 2004	57
Jeremy Johnson, 1997	57

Batting Average

(Minimum 70 At-Bats)

1. Dan Shy, 1989489
2. Chris Shadowens, 1986441
3. Todd Shylanski, 1991439
4. Dan Patterson, 1984438
5. Lon Steward, 1986433
6. Steve Vaughn, 1965429
7. LaMonte Collier, 1997426
8. Chris Janet, 1982418
9. Brent Wood, 1982415
10. Jeremy Johnson, 1999412

At-Bats

1. Kenton Parmley, 2012	245
2. Michael Adamson, 2010	237
Kenton Parmley, 2010	237
4. Matt Teller, 2013	235
5. Jim Klocke, 2010	230
6. Ernie Bracamonte, 2004	229
Denver Stuckey, 2002	229
8. Nick Harris, 2007	228
Eric Horstman, 2004	228
Kyle Yount, 1998	228

Runs Scored

1. Kenton Parmley, 2010	67
2. Michael Adamson, 2011	64
3. Michael Adamson, 2010	63
4. Charlie Marino, 1998	62
5. Eric Horstman, 2004	61
Jeremy Johnson, 2000	61
7. Jim Klocke, 2010	59
8. Trenton Moses, 2012	58
Kenton Parmley, 2012	58
Brian Hopkins, 2003	58
Vern Hatton, 2002	58

Hits

1. Michael Adamson, 2010	92
2. Kenton Parmley, 2010	90
3. Kenton Parmley, 2012	89
4. Trenton Moses, 2012	87
Kerry Robinson, 1995	87
6. LaMonte Collier, 1997	86
7. Jim Klocke, 2010	85
8. Eric Horstman, 2004	84
9. Michael Adamson, 2011	82
Casey Jones, 2010	82
Vern Hatton, 2002	82

Doubles

1. Kevin Meyer, 2000	25
2. Michael Adamson, 2010	23
3. Frank Montiel, 2004	22
Jim Klocke, 2010	22
5. Jason Blum, 2013	21
6. Jim Klocke, 2009	20
Clemente Bonilla, 2001	20
LaMonte Collier, 1997	20
9. Michael Adamson, 2011	19
Eric Horstman, 2004	19
Zach Borowiak, 2003	19
Brian Hopkins, 2003	19
Clemente Bonilla, 2002	19
Jeff Bourbon, 1999	19
Jeremy Johnson, 1998	19

Triples

1. Vern Hatton, 2002	9
2. Steve Vaughn, 1965	8
3. Scott Hopper, 1995	7
4. Eric Horstman, 2004	5
Jeremy Johnson, 1999	5
Steve Lowe, 1999	5
Kerry Robinson, 1995	5
Steve Bieser, 1989	5
Dan Shy, 1989	5
10. 11 players tied	4

(Last by Andy Lennington in 2013)

Home Runs

1. Charlie Marino, 1998	21
2. Dan Patterson, 1985	20
3. Trenton Moses, 2012	19
Jeremy Johnson, 2000	19
5. Brian Hopkins, 2003	18
Steve Williams, 1983	18
7. Louie Haseltine, 2010	17
Darin Kinsolving, 2000	17
Charlie Marino, 2000	17
Kerry Kumer, 1987	17

Runs Batted In

1. Brian Schaefer, 1995	67
2. Jim Klocke, 2010	66
Casey Jones, 2010	66
4. Charlie Marino, 2000	64
5. Trenton Moses, 2012	61
6. Zach Borowiak, 2003	59
Brian Hopkins, 2003	59
8. Tyrell Cummings, 2008	58
Vern Hatton, 2002	58
10. Matt Wagner, 2008	57
Darin Kinsolving, 2000	57
Chris Shadowens, 1986	57

Walks

1. Clemente Bonilla, 2001	61
2. Clemente Bonilla, 2002	54
3. Clemente Bonilla, 1999	53
4. Trenton Moses, 2012	42
Jeremy Johnson, 2000	42
6. Kody Campbell, 2012	41
7. Clemente Bonilla, 2000	39
Steve Bieser, 1989	39
9. Darin Kinsolving, 2000	38
10. Jeff Morris, 1983	37

Strikeouts

1. Bo Jenkins, 2004	70
2. Cole Bieser, 2012	59
3. Daniel Schuh, 2006	57
4. Brandon Boggetto, 2013	54
Louie Haseltine, 2010	54
Robert Kern, 1998	54
7. Charlie Marino, 2000	52
8. Ryan Barnes, 2012	51
9. Jeremy Johnson, 1998	50
Charlie Marino, 1998	50
Scott Hopper, 1995	50

Hit By Pitch

1. Jason Blum, 2013	23
2. Trenton Moses, 2012	18
3. Jeremy Johnson, 1998	15
Charlie Marino, 1998	15
5. Omar Padilla, 2006	14
Jim Gerwitz, 1997	14
7. Trenton Moses, 2011	13
Daryl Graham, 2007	13
Omar Padilla, 2007	13
Eric Horstman, 2005	13
Vern Hatton, 2001	13

Total Bases

1. Trenton Moses, 2012	162
2. Brian Hopkins, 2003	160
3. Jeremy Johnson, 2000	151
4. Jim Klocke, 2010	146
5. Vern Hatton, 2002	144
Charlie Marino, 1998	144
7. Kenton Parmley, 2012	143
8. Jeremy Johnson, 1999	141
9. Michael Adamson, 2010	139
10. Zach Borowiak, 2003	138

Slugging Percentage

(Minimum 70 At-Bats)

1. Dan Shy, 1989965
2. Steve Vaughn, 1965943
3. Dan Patterson, 1985854
4. Kerry Kumer, 1987853
5. Dan Patterson, 1984850
6. Chris Shadowens, 1986832
7. Steve Williams, 1982823
8. Steve Williams, 1983814
9. Brian Hopkins, 2003792
10. Jeremy Johnson, 2000770

On-Base Percentage

(Minimum 70 At-Bats)

1. Clemente Bonilla, 2001564
2. Dan Shy, 1989549
3. Steve Vaughn, 1965545
4. Trenton Moses, 2012531
5. Lon Steward, 1985519
6. Todd Shylanski, 1991516
7. Jeremy Johnson, 2000514
8. Trenton Moses, 2011502
8. Darin Kinsolving, 2000498
10. LaMonte Collier, 1997496

Stolen Bases

1. Doug Muench, 1986	33
2. LaMonte Collier, 1997	24
3. Lance Craft, 1997	23
4. Kerry Robinson, 1995	20
Rhett Pierce, 1992	20
Tony Gongwer, 1986	20
Mark Amick, 1976	20
8. Tony Spencer, 2009	18
Justin Christian, 2003	18
Denver Stuckey, 2002	18
Charlie Marino, 2000	18

Consecutive Records

Longest Hitting Streak

47 Games, by Kenton Parmley (2012)
Third Longest in NCAA History

Consecutive Games Reaching Base Safely

79 Games, by Trenton Moses 2012

Single-Season Hitting

Career Hitting

Single-Game Hitting Records

At-Bats

8, by Omar Padilla at Austin Peay
(4/22/07)

Hits

6, 2x, last by Jordan Payne at
Tennessee Tech (5/14/05)

Triples

2, 7x, last by Andy Lennington at
Morehead State (3/22/13)

RBI

9, by Dan Shy at Lincoln (4/21/89)

Walks

5, by Clemente Bonilla at Austin
Peay (5/19/00)

Runs Scored

5, 6x, last by Cole Bieser and Kenton
Parmley vs. IPFW (2/26/12)

Doubles

3, 11x, last by Derek Gibson at
UT Martin (4-27-12)

Home Runs

4, by Scott Pruneau at Austin Peay
(3/29/92)

Stolen Bases

4, by Lance Craft at Murray State
(3/16/97)

Strikeouts

4, 15x, last by Brandon Boggetto vs.
Memphis (5/17/13)



Trenton Moses

Games Started

1. Kenton Parmley, 2009-12 ... 217
2. Jeremy Johnson, 1997-00..... 216
3. Jim Klocke, 2007-10..... 213
4. Zach Borowiak, 2000-03 213
5. Clemente Bonilla, 1999-02..... 213
6. Jeff Bourbon, 1998-01 213
7. Denver Stuckey, 2000-03..... 205
8. Trenton Moses, 2008-12 204
9. Darin Kinsolving, 1997-00..... 201
10. Kyle Yount, 1996-99 190

Batting Average

(Minimum 200 At-Bats)

1. Dan Shy, 1988-89 426
2. Lon Steward, 1985-86..... 406
3. Todd Shylanski, 1991-92.. 387
4. Dan Patterson, 1984-86.... 384
5. Doug Muench, 1985-86.... 377
6. LaMonte Collier, 1996-97 .376
7. Michael Adamson, 2010-11 373
8. Casey Jones, 2010-11..... 362
9. Jim Klocke, 2007-10..... 362
10. Eric Horstman, 2004-05 .. 363

At-Bats

1. Kenton Parmley, 2009-12 .. 882
2. Zach Borowiak, 2000-03 830
3. Jeremy Johnson, 1997-00.... 800
4. Jim Klocke, 2007-10..... 782
5. Jeff Bourbon, 1998-01 754
6. Denver Stuckey, 2000-03.... 753
7. Trenton Moses, 2008-12 723
8. Clemente Bonilla, 1999-02.... 686
9. Kyle Yount, 1996-99 686
10. Darin Kinsolving, 1997-00. 648

Runs Scored

1. Jeremy Johnson, 1997-00.... 214
2. Kenton Parmley, 2009-12 ... 206
3. Jim Klocke, 2007-10..... 206
4. Denver Stuckey, 2000-03.... 178
5. Clemente Bonilla, 1999-02.... 172
6. Trenton Moses, 2008-12 159
7. Jeff Bourbon, 1998-01 151
8. Darin Kinsolving, 1997-00. 151
9. Kenton Parmley, 2009-pres. 148
10. Nick Harris, 2007-11..... 139
11. Zach Borowiak, 2000-02 139

Hits

1. Kenton Parmley, 2008-12 ... 302
2. Jeremy Johnson, 1997-00.... 287
3. Jim Klocke, 2007-10..... 283
4. Zach Borowiak, 2000-03 271
5. Trenton Moses, 2008-12 244
6. Denver Stuckey, 2000-03.... 237
7. Jeff Bourbon, 1998-01 217
8. Kyle Yount, 1996-99 215
9. Clemente Bonilla, 1999-03. 212
10. Darin Kinsolving, 1997-00. 200

Doubles

1. Zach Borowiak, 2000-03 68
2. Jeremy Johnson, 1997-00..... 65
3. Jeff Bourbon, 1998-01 62
4. Jim Klocke, 2007-10..... 59
5. Clemente Bonilla, 1999-02.... 59
6. Denver Stuckey, 2000-03.... 56
7. Kenton Parmley, 2009-12 51
8. Trenton Moses, 2008-12 50
9. Nick Harris, 2007-11..... 42
10. Tom Breuer, 1993-96..... 41

Triples

1. Vern Hatton, 2001-02 13
2. Jeremy Johnson, 1997-00..... 11
3. Scott Hopper, 1994-96 11
4. Steve Vaughn, 1965-67..... 11
5. Jeff Steffens, 1987-90..... 10
6. Don Metz, 1967-70..... 9
7. Nick Harris, 2007-11..... 9
8. Kerry Robinson, 1993-95 8
9. Brian Moeglin, 1991-94 8
10. Chris Janet, 1981-84..... 8

Home Runs

1. Steve Williams, 1981-84 52
2. Jeremy Johnson, 1997-00.... 49
3. Darin Kinsolving, 1997-00.. 49
4. Dan Patterson, 1984-86..... 40
5. Charlie Marino, 1998-00.... 39
6. Trenton Moses, 2008-12 36
7. Jeff Bourbon, 1998-01 34
8. Kenton Parmley, 2008-12 32
9. Jim Klocke, 2007-10..... 32
10. Matt Wagner, 2007-09 31
11. Brian Hopkins, 2001-03..... 31

Runs Batted In

1. Jim Klocke, 2007-10..... 190
2. Jeremy Johnson, 1997-00.... 184
3. Steve Williams, 1981-84 167
4. Trenton Moses, 2008-12 163
5. Jeff Bourbon, 1998-01 161
6. Darin Kinsolving, 1997-00. 157
7. Zach Borowiak, 2000-03 154
8. Matt Wagner, 2007-09 152
9. Kenton Parmley, 2008-12 ... 135
10. Tom Breuer, 1993-96..... 127

Walks

1. Clemente Bonilla, 1999-02 ... 207
2. Jim Klocke, 2007-10..... 121
3. Jeremy Johnson, 1997-00.... 117
4. Darin Kinsolving, 1997-00. 116
5. Trenton Moses, 2008-12 103
6. Kenton Parmley, 2008-12 89
7. Steve Williams, 1981-84 89
8. Rex Crosnoe, 1993-95 85
9. Kody Campbell, 2009-12 77
10. Brent Wood, 1980-83..... 76

Hit By Pitch

1. Trenton Moses, 2008-2012 . 49
2. **Jason Blum, 2012-Pres. 32**
3. Omar Padilla, 2006-07 27
4. Jeremy Johnson, 1997-00..... 27
5. Daryl Graham, 2006-07 25
6. Darin Kinsolving, 1997-00.. 25
7. Tom Breuer, 1993-96..... 25
8. Charlie Marino, 1998-00..... 24
9. Denver Stuckey, 2000-03.... 23
10. Vern Hatton, 2001-02 23
11. Jeff Bourbon, 1998-01 23

Total Bases

1. Jeremy Johnson, 1997-00.... 521
2. Kenton Parmley, 2009-12 457
3. Jim Klocke, 2007-10..... 442
4. Zach Borowiak, 2000-03 425
5. Trenton Moses, 2008-12 406
6. Darin Kinsolving, 1997-00. 389
7. Jeff Bourbon, 1998-01 387
8. Denver Stuckey, 2000-03.... 349
9. Steve Williams, 1981-84 348
10. Brian Hopkins, 2001-03..... 323

Slugging Percentage

(Minimum 200 At-Bats)

1. Dan Patterson, 1984-86.... .815
2. Dan Shy, 1988-89760
3. Steve Williams, 1981-84 .. .745
4. Lon Steward, 1985-86..... .721
5. Charlie Marino, 1998-00.. .677
6. Todd Shylanski, 1991-92.. .675
7. Jeremy Johnson, 1997-00.. .651
8. Louie Haseltine, 2008-11. .631
9. Casey Jones, 2010-11626
10. Steve Vaughn, 1965-67..... .623

On-Base Percentage

(Minimum 200 At-Bats)

1. Dan Shy, 1988-89505
2. Lon Steward, 1985-86..... .498
3. Steve Bieser, 1988-89478
4. Clemente Bonilla, 1999-02.. .472
5. Jeff Morris, 1983-84463
6. Todd Shylanski, 1991-92.. .462
7. Dan Patterson, 1984-86.... .459
8. Jim Klocke, 2007-10..... .458
9. Russ Deal, 1979-82458
10. LaMonte Collier, 1996-97 .457

Stolen Bases

1. Denver Stuckey, 2000-03.... 52
2. Jeremy Johnson, 1997-00.... 50
3. Kerry Robinson, 1993-95 46
4. Kenton Parmley, 2009-23 46
5. Doug Muench, 1985-86 44
6. Lance Craft, 1996-97 39
7. Nick Harris, 2007-11..... 37
8. Clemente Bonilla, 1999-02.... 34
9. Charlie Marino, 1998-00.... 34
10. Mark Amick, 1973-76 34



SOUTHEAST MISSOURI STATE UNIVERSITY

Earned Run Average

(Minimum 40 Innings Pitched)

1. Mike Payne, 19701.30
2. Todd Pennington, 20011.33
3. Trae Hastings, 19781.38
4. Galen McSpadden, 19731.47
5. Galen McSpadden, 19741.53
6. Kenny Reinagel, 19841.64
7. Jeff Hilz, 20001.71
8. Jerry Payne, 19721.73
9. Mike Payne, 19721.88
10. Steve Hosick, 19771.93

Wins

1. Tim Alvarez, 2003 14
 2. Brad Purcell, 2002 12
 - Brandon Smith, 2002 12
 - Todd Pennington, 2001 12
 5. Ryan Spille, 1998 11
 - Brian Harper, 1988 11
 7. Ryan Spille, 1999 10
 - Jim Parks, 1989 10
 - Lee Lummus, 1987 10
 10. 5 pitchers tied 9
- (Last by Brad LaBruyere in 2011)

Losses

1. Jamie McAlister, 2006 12
2. John Jarvis, 1992 10
3. Casey Johnson, 2005 9
- Jamie McAlister, 2005 9
5. Tommy Thomas, 2001 8
- Zack Smith, 2012 8
6. Jamie McAlister, 2005 7
- Anthony Maupin, 2004 7
- David Michel, 1997 7
- Dave Siboda, 1997 7
- Kerry McMahon, 1994 7
- Dave Gronowski, 1981 7

Saves

1. Brad Smith, 2004 11
2. Logan Mahon, 2011 8
- Hal Hempe, 1987 8
3. Bobby Hurst, 2013 7
- Jim Klocke, 2009 7
5. Shae Simmons, 2011 5
- Shae Simmons, 2010 5
- Mark Frazier, 2002 5
- Jeff Hunt, 1976 5
9. Jeff Hilz, 2000 4
- Troy Pehle, 1995 4
- Christian Hull, 2012 4

Games Started

1. Dave Jorn, 1976 19
 2. Casey Johnson, 2005 17
 - Brad Purcell, 2002 17
 - Jason Swearingen, 1998 17
 5. Will Spitzfaden, 2013 16
 - Derek Herbig, 2005 16
 - Dan Huesgen, 2000 16
 - John Jarvis, 1992 16
 9. 9 pitchers tied 15
- (Last by Shae Simmons in 2012)

Appearances

1. Bobby Hurst, 2013 30
- Brad Smith, 2004 30
3. Casey Johnson, 2005 29
4. Jamie McAlister, 2005 28
- Jeff Hilz, 2000 28
6. Jeff Hilz, 2001 27
7. Mark Frazier, 2002 26
8. Shae Simmons, 2010 25
- Josh Parham, 2006 25
10. Shae Simmons, 2011 23
- Ryan Poole, 2009 23
- Anthony Maupin, 2004 23
- James Beever, 2003 23
- Ryan Spille, 1998 23
- Jason Swearingen, 1998 23
- David Michel, 1997 23
- D. Dannenmueller, 1992 23

Shutouts

1. Trae Hastings, 1976 4
 2. Asif Shah, 2007 3
 - Tim Alvarez, 2003 3
 - Todd Pennington, 2001 3
 - Dan Huesgen, 1999 3
 6. 12 pitchers tied 2
- (Last by Dustin Renfrow in 2007)

Complete Games

1. Jason Swearingen, 1998 9
 - Lance Hemmer, 1983 9
 3. Ryan Spille, 1999 8
 - Ryan Spille, 1998 8
 - Brian Harper, 1988 8
 - Dan Stroud, 1983 8
 - Trae Hastings, 1976 8
 8. 7 pitchers tied 7
- (Last by Anthony Maupin in 2004)

Innings Pitched

1. Brad Purcell, 2002 117.0
2. Jason Swearingen, 1998 110.0
3. Jamie McAlister, 2006 109.1
4. Ryan Spille, 1998 109.0
5. Tim Alvarez, 2003 108.1
6. Ryan Spille, 1999 104.1
7. Anthony Maupin, 2004 103.1
8. Lanson Debrock, 2000 99.1
9. Joey Evans, 2005 98.1
10. Brian Harper, 1988 98.0

Strikeouts

1. Ryan Spille, 1998 130
2. Todd Pennington, 2001 121
3. Brad Purcell, 2002 102
4. Brian Harper, 1988 94
5. Tommy Thomas, 2000 92
6. Shae Simmons, 2012 89
7. James Leigh, 2009 87
- Jim Parks, 1991 87
9. Brian Harper, 1987 86
10. Ryan Spille, 1999 85

Strikeouts - 9 INN

(Minimum 40 Innings Pitched)

1. Galen McSpadden, 1973 12.14
2. Hal Hempen, 1987 12.02
3. Jon Nourie, 2003 11.62
4. Jeff Hilz, 2001 11.60
5. Todd Pennington, 2001 11.46
6. Tommy Thomas, 2000 11.39
7. Ralph Hachman, 1965 11.38
8. Brad Smith, 2004 10.93
9. Ryan Spille, 1998 10.73
10. Derek Herbig, 2004 10.61

Hits Allowed

1. Jeremy Johnson, 1998 15
- Charlie Marino, 1998 15
3. Omar Padilla, 2006 14
- Jim Gerwitz, 1997 14
5. Daryl Graham, 2007 13
- Omar Padilla, 2007 13
- Eric Horstman, 2005 13
- Vern Hatton, 2001 13
9. Daryl Graham, 2006 12
- Brady Noll, 2004 12
- Jim King, 1971 12

Walks Allowed

1. Casey Johnson, 2005 59
2. Joe Schulte, 1985 53
3. Derek Herbig, 2005 52
- Mike Fitch, 2004 52
- Shae Simmons, 2012 52
5. Ryan Spille, 1998 50
- John Jarvis, 1992 50
7. Asif Shah, 2006 46
8. Tommy Thomas, 2000 45
9. Jim Edwards, 1990 44
10. D. Dannenmueller, 1992 43
- Alan Wieter, 1992 43

Walks - 9 INN

(Minimum 40 Innings Pitched)

1. Jason Swearingen, 1998 1.39
2. Max Mitts, 1994 1.60
3. Troy Pehle, 1995 1.61
4. Will Spitzfaden, 2013 1.86
5. Dan Huesgen, 1999 1.88
6. Jamie McAlister, 2006 1.89
- Jeff Bohnert, 1986 1.89
8. David Michel, 1996 2.06
9. Dustin Renfrow, 2007 2.08
10. Lee Lummus, 1987 2.18

Single-Game Pitching Records

Strikeouts


17, by John Holdner, 1961

Innings Pitched

11.0, by Tom Reinagel (4/19/71)



Bobby Hurst



Jason Swearingen

Single-Season Pitching

Career Pitching

Earned Run Average

(Minimum 100 Innings Pitched)

1. Dave Jorn, 1975-76.....2.24
2. Trae Hastings, 1975-782.30
3. Kenny Reinagel, 1982-84.....2.41
4. Jeff Hilz, 2000-012.42
5. Galen McSpadden, 1971-74....2.65
6. Tim Alvarez, 2002-032.82
7. Todd Pennington, 1999-01 ...2.83
8. Tim Smith, 1975-76.....2.88
9. Mike Payne, 1969-72.....2.90
10. Doug Paker, 1990-91.....3.10

Wins

1. Lee Lummus, 1986-89 28
2. Jason Swearingen, 1995-98.. 27
3. Dan Huesgen, 1997-00 22
- Trae Hastings, 1975-78 22
5. Ryan Spille, 1998-99 21
- Jim Parks, 1987-91 21
- Brian Harper, 1986-88 21
8. Tim Alvarez, 2002-03 19
9. David Michel, 1995-97 18
- Galen McSpadden, 1971-74 18

Losses

1. Jamie McAlister, 2005-06..... 20
2. Jason Swearingen, 1995-98.... 17
3. Lanson Debrock, 1997-00 ... 16
4. David Michel, 1995-97 15
- Troy Pehle, 1994-97 15
6. Zack Smith, 2012-13..... 14
- John Jarvis, 1991-92 14
- D. Dannenmueller, 1990-93 . 14
9. Anthony Maupin, 2004-06.. 13
- Dan Huesgen, 1997-00 13
- Jim Parks, 1987-91 13
- Keith Boeller, 1980-83..... 13

Saves

1. Brad Smith, 2003-05 13
2. Hal Hempen, 1986-87 10
3. Bobby Hurst, 2012-13..... 9
4. Shae Simmons, 2010-12..... 8
- Jim Klocke, 2007-09..... 8
- Logan Mahon, 2010-11..... 8
7. Troy Pehle, 1994-97 7
8. Josh Parham, 2005-07 6
- Jeff Hilz, 2000-01 6
10. Jamie McAlister, 2005-06..... 5
- Mark Frazier, 2001-02..... 5
- Mick Eftink, 1979-82..... 5
- Jeff Hunt, 1976-77 5

Games Started

1. Jason Swearingen, 1995-98..... 56
2. Derek Herbig, 2004-06 39
- David Michel, 1995-97 39
- Lee Lummus, 1986-89 39
5. Dan Huesgen, 1997-00 38
6. Lanson Debrock, 1997-00 ... 34
7. Jim Parks, 1987-91 33
- Trae Hastings, 1975-78 33
9. Josh Syberg, 2007-11..... 32
10. Anthony Maupin, 2004-06.. 31

Appearances

1. Jason Swearingen, 1995-98..... 76
2. Dan Huesgen, 1997-00 70
3. Lanson Debrock, 1997-00 ... 69
4. Josh Parham, 2005-07 66
- Troy Pehle, 1994-97 66
6. Brandon Smith, 1999-02..... 65
7. Shae Simmons, 2010-12..... 63
8. Ryan Forsyth, 2003-05 59
9. David Michel, 1995-97 58
10. Jeff Hilz, 2000-01 55

Shutouts

1. Trae Hastings, 1975-78 5
2. Asif Shah, 2006-07..... 3
- Tim Alvarez, 2002-03 3
- Todd Pennington, 1999-01 3
- Dan Huesgen, 1997-00 3
- Ryan Spille, 1998-99 3
- Doug Baker, 1990-91 3
- Lance Hemmer, 1982-84..... 3
- Kenny Reinagel, 1982-84 3
- Keith Boeller, 1980-83..... 3

Complete Games

1. Trae Hastings, 1975-78 24
2. Jason Swearingen, 1995-98..... 21
3. Ryan Spille, 1998-99 16
4. Jim Parks, 1987-91 15
- Keith Boeller, 1980-83..... 15
6. Brian Harper, 1986-88 14
7. Anthony Maupin, 2004-06 .. 13
8. Lee Lummus, 1986-89 12
- Lance Hemmer, 1982-84..... 12
- Dan Stroud, 1981-83..... 12
- Galen McSpadden, 1971-74... 12

Innings Pitched

1. Jason Swearingen, 1995-98 368.1
2. Dan Huesgen, 1997-00 283.1
3. David Michel, 1995-97 247.0
4. Lee Lummus, 1986-89 246.1
5. Jim Parks, 1987-91 240.0
6. Lanson Debrock, 1997-00... 235.1
7. Trae Hastings, 1975-78 234.1
8. Ryan Spille, 1998-99 213.1
9. Brian Harper, 1986-88 207.1
10. Ryan Forsyth, 2003-05 203.0

Strikeouts

1. Trae Hastings, 1975-78 239
2. Ryan Spille, 1998-99 215
3. Brian Harper, 1986-88 209
4. Galen McSpadden, 1971-74.. 204
5. Dan Huesgen, 1997-00 201
- Jason Swearingen, 1995-98..... 201
7. Jim Parks, 1987-91 196
8. David Michel, 1995-97 183
9. Derek Herbig, 2004-06 177
10. Shae Simmons, 2010-12..... 169

Strikeouts- 9 Innings

(Minimum 100 Innings Pitched)

1. Jeff Hilz, 2000-01.....10.78
2. Todd Pennington, 1999-01..... 10.54
3. Joe Schulte, 1984-8510.20
4. Tommy Thomas, 2000-01.....10.06
5. Shae Simmons, 2010-129.98
6. Galen McSpadden, 1971-74 .. 9.32
7. Trae Hastings, 1975-78 9.18
8. Ryan Spille, 1998-99 9.07
- Brian Harper, 1986-88 9.07
10. James Leigh, 2007-09..... 9.00

Walks Allowed- 9 Innings

(Minimum 100 Innings Pitched)

1. Max Mitts, 1993-941.81
2. Jason Swearingen, 1995-98.....2.13
3. Jeff Bohnert, 1985-862.35
4. Jamie McAlister, 2005-06....2.43
5. Dustin Renfrow, 2007-08 ..2.60
6. Dan Huesgen, 1997-002.64
7. Kyle Guimeny, 2009-10.....2.76
- Tim Alvarez, 2002-032.76
9. Larry Rothweil, 1994-95 ...2.83
10. David Michel, 1995-972.84



Tim Alvarez



Josh Syberg



Shae Simmons



SOUTHEAST MISSOURI STATE UNIVERSITY

Postseason History (Since Joining NCAA Division I) OVC Tournament Appearances and Records (Finish)

1992.....	1-2
1995.....	2-2 (2nd)
1996.....	1-2
1997.....	3-2 (2nd)
1998.....	3-0 (1st)
1999.....	0-2
2000.....	2-2 (2nd)
2001.....	0-2
2002.....	4-1 (1st)
2003.....	1-2
2004.....	3-2 (2nd)
2005.....	0-2
2006.....	2-2
2007.....	1-2
2008.....	3-2 (2nd)
2009.....	0-2
2010.....	0-2
2011.....	2-2
2012.....	2-2
2013.....	2-2
Overall Record	32-35

NCAA Tournament Results

1998 Midwest Regional

Wichita, Kan.

5/21 vs. Wichita State - L, 4-7

5/21 vs. Georgia Tech - L, 5-14

2002 Tuscaloosa Regional

Tuscaloosa, Ala.

5/31 vs. Alabama - W, 7-4

6/1 vs. Florida Atlantic - L, 6-12

6/1 vs. Alabama - L, 4-7

Single-Game Records

Most Runs Scored

27, vs. Freed-Hardeman (3/28/07)

Most Runs Allowed

25, at Murray State (4/10/09)

Largest Margin of Victory

22, at Mo.-St. Louis (3/23/85)

22, vs. Flat River JC (5/11/61)

Largest Margin of Defeat

23, at Murray State (4/10/09)

Largest Win in a Shutout:

22-0, vs. Flat River JC, 5/11/61

Largest Loss in a Shutout:

0-23, at Tampa, 3/12/88

Single-Season Wins

1. 2002	37
2000	37
3. 2011	34
2001	34
5. 2007	32
1998	32
1995	32
8. 2003	31
9. 1982	30
10. 2010	30

Single-Season Winning Percentage

1. 1965	800 (16-4)
2. 1973	778 (14-4)
3. 1982	769 (30-9)
4. 1964	750 (15-5)
5. 1983	744 (29-10)
6. 1986	686 (29-13-1)
7. 2000	685 (37-17)
8. 1971	682 (15-7)
9. 1975	667 (18-9)
10. 1977	658 (25-13)

Single-Season Runs

1. 2010	452
2. 2000	397
3. 1998	396
4. 2002	393
5. 2011	387
6. 2003	381
7. 2008	368
1986	368
9. 2012	365
10. 2004	363

Single-Season Batting Average

1. 1986354
2. 2010346
3. 1982324
4. 1985323
5. 1989322
6. 2003321
1963321
8. 2011316
9. 1983315
10. 2000314

Single-Season Earned Run Average

1. 1973	1.82
2. 1972	2.32
1970	2.32
4. 1974	2.37
5. 1965	2.64
6. 1975	2.65
7. 1991	3.16
8. 1976	3.17
9. 1977	3.39
10. 1982	3.44

Single-Season Fielding Percentage

1. 2008968
2. 2011986
3. 2012967
4. 2007965
5. 2005964
2001964
2000964
8. 2003960
9. 2013959
1998959

Consecutive Streaks

Wins

Length Year Details

14	2003	3/12 (vs. St. Louis) - 4/12 (at Eastern Ky.), snapped: 4/12 (at Eastern Ky.)
13	1973	Game 1 (vs. Centenary) - Game 13 (vs. Lincoln), snapped: Game 14 (vs. Lincoln)
11	1985	4/3 (gm. 2 vs. Evansville) - 4/19 (vs. Northeastern Ill.), snapped: 4/20 (at SIU-E)
11	1977	Game 12 (vs. Mo.-Rolla) - Game 22 (vs. Mo. State), snapped: Game 23 (vs. Truman St.)
10	1976	Game 2 (vs. Memphis) - Game 11 (vs. Tenn.-Martin), snapped: Game 12 (vs. Tenn.-Martin)

Losses

Length Year Details

10	2012	3/14 (vs. UALR) - 3/30 (at Eastern Illinois), snapped 3/31 (at Eastern Illinois)
8	1992	2/19 (at Ark. State) - 3/8 (at Columbus College), snapped: 3/8 (at Columbus College)
7	2006	3/11 (vs. South Dakota St.) - 3/26 (at UT Martin), snapped: 3/29 (vs. Missouri)
7	1981	4/8 (at Southern Ill.) - 4/18 (vs. Mo.-St. Louis), snapped: 4/21 (vs. Maryville)
7	1969	Game 4 (vs. Wisc. State) - Game 10 (vs. Mo.-Rolla), snapped: Game 11 (vs. Mo.-Rolla)
6, 4x	last 2008/4/9	(vs. Arkansas State) - 4/19 (Samford, Gm. 1), snapped: 4/19 (Samford, Gm. 2)

Shutout Wins

3, 3 times; Last: 4/1/06 (vs. Murray St.) - 4/2/06 (vs. Murray St.)

Miscellaneous Records


Coaching History



Ed Williams
1959; 1 season
4-5-1 (.450)



Joe Uhls
1960-1984; 25 seasons
373-257-5 (.591)



Palmer Muench
1985-1994; 10 seasons
235-206-3 (.533)



Mark Hogan
1995-2012; 18 seasons
526-456-1 (.536)



Steve Bieser
2013-Present; 1 season
26-33 (.441)

Year	Coach	Won	Lost	Tied	Pct.	Year	Coach	Won	Lost	Tied	Pct.	Year	Coach	Won	Lost	Tied	Pct.
1959	Williams	4	5	1	.450	1978	Uhls	14	11	0	.560	1997	Hogan	24	33	0	.421
1960	Uhls	4	6	0	.400	1979	Uhls	13	10	0	.565	1998	Hogan	32	24	0	.571
1961	Uhls	6	8	1	.433	1980	Uhls	22	17	1	.562	1999	Hogan	27	27	0	.500
1962	Uhls	5	12	1	.306	1981	Uhls	15	21	1	.419	2000	Hogan	37	17	0	.685
1963	Uhls	11	9	0	.550	1982	Uhls	30	9	0	.769	2001	Hogan	34	20	0	.630
1964	Uhls	15	5	0	.750	1983	Uhls	29	10	0	.744	2002	Hogan	37	20	0	.649
1965	Uhls	16	4	0	.800	1984	Uhls	17	12	0	.586	2003	Hogan	31	20	0	.608
1966	Uhls	11	8	0	.579	1985	Muench	28	15	1	.648	2004	Hogan	29	28	0	.509
1967	Uhls	13	10	0	.565	1986	Muench	29	13	1	.686	2005	Hogan	24	32	0	.429
1968	Uhls	9	11	0	.450	1987	Muench	28	20	0	.583	2006	Hogan	23	33	0	.411
1969	Uhls	6	12	1	.342	1988	Muench	19	23	0	.452	2007	Hogan	32	24	0	.571
1970	Uhls	9	11	0	.450	1989	Muench	27	17	0	.614	2008	Hogan	26	26	0	.500
1971	Uhls	15	7	0	.682	1990	Muench	21	19	1	.524	2009	Hogan	26	25	0	.510
1972	Uhls	11	10	0	.524	1991	Muench	25	18	0	.581	2010	Hogan	30	25	0	.545
1973	Uhls	14	4	0	.778	1992	Muench	22	27	0	.449	2011	Hogan	34	22	0	.607
1974	Uhls	17	13	0	.567	1993	Muench	13	27	0	.325	2012	Hogan	23	36	0	.390
1975	Uhls	18	9	0	.667	1994	Muench	23	27	0	.460	2013	Bieser	26	33	0	.441
1976	Uhls	28	15	0	.651	1995	Hogan	32	21	0	.604						
1977	Uhls	25	13	0	.658	1996	Hogan	25	23	1	.520						

Mark Hogan



Hogan at a Glance:

- 526 victories at Southeast (1995-2012)
- 248 OVC victories
- 18 OVC Tournament Appearances
- 15 Major League Draft picks
- 80 All-OVC selections

Mark Hogan, the all-time winningest coach in Southeast Missouri State University baseball history, announced his retirement after 18 seasons on July 30, 2012. Hogan compiled a 526-456-1 (.536) record with one Ohio Valley Conference regular-season title (2002), two OVC Tournament crowns (1998, 2002) and the program's only two NCAA Tournament appearances (1998, 2002). Hogan achieved many milestones throughout his illustrious 31-year career which culminated with an overall record of 911-713-3 between the NCAA Division I, NCAA Division II and NJCAA Division I ranks. Most recently, Hogan picked up his 900th career win when the Redhawks beat Arkansas State on Apr. 17, 2012. Prior to that, Hogan notched his 500th victory at Southeast when the Redhawks defeated Eastern Illinois on May 20, 2011. In 2007, Hogan surpassed the legendary Joe Uhls for the most wins in school history.

- 5 OVC Pitcher of the Year Selections
- 4 OVC Player of the Year Selections
- 4 OVC Rookie of the Year Selections
- 2 OVC Tournament Championships
- 2 NCAA Regional Appearances
- 1 OVC Regular-Season Title

- 911 Career victories in 31 years as a head coach
- 1,627 games coached, including 983 at Southeast Missouri



SOUTHEAST MISSOURI STATE UNIVERSITY

** - The first team was formed in 1900 and sporadically played until 1933. The baseball team was absent from 1933 to 1959.

Batting Average

1959 .333 - Black
1960 .351 - Probst, Ron
1961 .367 - Plassmeyer, Kenneth
1962 .282 - Wadlington, Gary
1963 .400 - Newcomb, Keith
1964 .406 - Wadlington, Gary
1965 .429 - Vaughn, Steve
1966 .274 - Steimle, Doug
1967 .333 - Metz, Don
1968 .318 - Vaughn, Steve
1969 .299 - Metz, Don
1970 .351 - Metz, Don
1971 .343 - Wallace, Ron
1972 .377 - Auer, Ron
1973 .319 - Wengert, Gary
1974 .382 - Amick, Mark
1975 .333 - Dambach, Grant
1976 .348 - Amick, Mark
1977 .328 - Samples, Mike
1978 .370 - Basta, Ed
1979 .361 - Schatzley, Bill
1980 .344 - Dohogne, Rick
1981 .355 - Deal, Russ
1982 .418 - Janet, Chris
1983 .378 - Daily, Rick
1984 .438 - Patterson, Dan
1985 .376 - Steward, Lon
1986 .441 - Shadowens, Chris
1987 .397 - Stucker, Gary
1988 .350 - Steffens, Jeff
1989 .489 - Shy, Dan
1990 .361 - Thomas, Scott
1991 .439 - Shylanski, Todd
1992 .362 - Pierce, Rhett
1993 .350 - Pruneau, Scott
1994 .329 - Crosnoe, Rex
1995 .385 - Robinson, Kerry
1996 .358 - Curran, Rusty
1997 .426 - Collier, Lamonte
1998 .351 - Yount, Kyle
1999 .412 - Johnson, Jeremy
2000 .408 - Johnson, Jeremy
2001 .382 - Bonilla Jr., Clemente
2002 .369 - Hatton, Vern
2003 .401 - Hopkins, Brian
2004 .368 - Horstman, Eric
2005 .352 - Horstman, Eric
2006 .337 - Padilla, Omar

2007 .325 - Padilla, Omar
2008 .357 - Klocke, Jim
2009 .394 - Klocke, Jim
2010 .398 - Jones, Casey
2011 .395 - Moses, Trenton
2012 .408 - Moses, Trenton
2013 .345 - Hewitt, Dalton

Slugging Percentage

1965 .943 - Vaughn, Steve
1966 .467 - Steimle, Doug
1967 .513 - Metz, Don
1968 .500 - Metz, Don
1969 .486 - Metz, Don
1970 .581 - Metz, Don
1971 .610 - Auer, Ron
1972 .705 - Auer, Ron
1973 .429 - Amick, Mark
1974 .490 - Amick, Mark
1975 .473 - Dambach, Grant
1976 .553 - Wieser, Dan
1977 .675 - Wieser, Dan
1978 .646 - Murphy, Dan
1979 .514 - Dohogne, Rick
1980 .600 - Williams, Joe
1981 .709 - Deal, Russ
1982 .823 - Williams, Steve
1983 .814 - Williams, Steve
1984 .850 - Patterson, Dan
1985 .854 - Patterson, Dan
1986 .832 - Shadowens, Chris
1987 .853 - Kumer, Kerry
1988 .516 - DeFere, Dean
1989 .965 - Shy, Dan
1990 .585 - Edwards, Tim
1991 .764 - Shylanski, Todd
1992 .581 - Shylanski, Todd
1993 .490 - Pruneau, Scott
1994 .515 - Crosnoe, Rex
1995 .636 - Schaefer, Brian
1996 .573 - Clark, Shawn
1997 .663 - Collier, Lamonte
1998 .727 - Marino, Charlie
1999 .727 - Johnson, Jeremy
2000 .770 - Johnson, Jeremy
2001 .645 - Bonilla Jr., Clemente
2002 .649 - Hatton, Vern
2003 .792 - Hopkins, Brian
2004 .568 - Montiel, Frankie

2005 .481 - Lawson, Brent
2006 .515 - Payne, Jordan
2007 .514 - Padilla, Omar
2008 .582 - Harris, Nick
2009 .667 - Haseltine, Louie
2010 .635 - Klocke, Jim
2011 .672 - Moses, Trenton
2012 .761 - Moses, Trenton
2013 .496 - Blum, Jason

On Base Percentage

1959 .333 - Black
1960 .351 - Probst, Ron
1961 .367 - Plassmeyer, Kenneth
1962 .282 - Wadlington, Gary
1963 .400 - Newcomb, Keith
1964 .406 - Wadlington, Gary
1965 .545 - Vaughn, Steve
1966 .274 - Steimle, Doug
1967 .333 - Metz, Don
1968 .316 - Metz, Don
1969 .299 - Metz, Don
1970 .448 - Metz, Don
1971 .437 - Drury, Mark
1972 .513 - Auer, Ron
1973 .250 - Amick, Mark
1974 .447 - Amick, Mark
1975 .415 - Dambach, Grant
1976 .443 - Amick, Mark
1977 .445 - Wieser, Dan
1978 .474 - Basta, Ed
1979 .440 - Dohogne, Rick
1980 .442 - Thompson, Jay
1981 .467 - Deal, Russ
1982 .496 - Wood, Brent
1983 .490 - Morris, Jeff
1984 .495 - Patterson, Dan
1985 .519 - Steward, Lon
1986 .488 - Shadowens, Chris
1987 .462 - Sandheinric, Kelly
1988 .453 - Bieser, Steve
1989 .549 - Shy, Dan
1990 .434 - Thomas, Scott
1991 .516 - Shylanski, Todd
1992 .456 - Pierce, Rhett
1993 .426 - Crosnoe, Rex
1994 .413 - Crosnoe, Rex
1995 .475 - Crosnoe, Rex
1996 .427 - Curran, Rusty

1997 .496 - Collier, Lamonte
1998 .444 - Marino, Charlie
1999 .463 - Johnson, Jeremy
2000 .514 - Johnson, Jeremy
2001 .564 - Bonilla Jr., Clemente
2002 .494 - Bonilla Jr., Clemente
2003 .465 - Hopkins, Brian
2004 .443 - Horstman, Eric
2005 .433 - Horstman, Eric
2006 .424 - Rave, Aaron
2007 .443 - Klocke, Jim
2008 .469 - Klocke, Jim
2009 .484 - Klocke, Jim
2010 .449 - Campbell, Kody
2011 .502 - Moses, Trenton
2012 .531 - Moses, Trenton
2013 .453 - Jason Blum

At-Bats

1959 39 - Jorgenson
1960 42 - Plassmeyer, Ken
1961 62 - Turk, Jim
1962 71 - Wadlington, Gary
1963 77 - Wadlington, Gary
1964 65 - Turk, Jim
1965 71 - Wadlington, Gary
1966 63 - Kesterson, Al
1967 80 - Vaughn, Steve
1968 76 - Metz, Don
1969 67 - Metz, Don
1970 74 - Metz, Don
1971 77 - Auer, Ron
1972 68 - Drury, Mark
1973 56 - Dambach, Mike
1974 102 - Amick, Mark
1975 93 - Dambach, Grant
1976 147 - Dambach, Grant
1977 131 - Samples, Mike
1978 82 - Murphy, Dan
1979 70 - Dohogne, Rick
1980 133 - Miller, Blake
1981 117 - Williams, Steve
1982 134 - Janet, Chris
1983 129 - Williams, Steve
129 - Janet, Chris
1984 102 - Morris, Jeff
1985 139 - Muench, Doug
1986 152 - Gongwer, Tony
1987 126 - Giegling, Jim

Individual-Season Leaders

Individual-Season Leaders

126 - Stucker, Gary
 1988 157 - Steffens, Jeff
 1989 141 - Shy, Dan
 1990 143 - Steffens, Jeff
 1991 162 - Pruneau, Scott
 1992 166 - Layton, Aaron
 1993 143 - Pruneau, Scott
 1994 177 - Robinson, Kerry
 1995 226 - Robinson, Kerry
 1996 179 - Curran, Rusty
 1997 205 - Johnson, Jeremy
 1998 228 - Yount, Kyle
 1999 203 - Yount, Kyle
 2000 211 - Meyer, Kevin
 2001 211 - Borowiak, Zach
 2002 229 - Stuckey, Denver
 2003 216 - Stuckey, Denver
 2004 229 - Bracamonte, Ernie
 2005 227 - Horstman, Eric
 2006 199 - Graham, Darryl
 2007 228 - Harris, Nick
 2008 225 - Cummings, Tyrell
 2009 202 - Cummings, Tyrell
 2010 237 - Parmley, Kenton
 237 - Adamson, Michael
 2011 227 - Parmley, Kenton
 2012 245 - Parmley, Kenton
 2013 235 - Teller, Matt

Runs Scored

1959 8 - O'Connor, Gerald
 8 - Jorgenson
 8 - Plassmeyer, Ken
 1965 26 - Vaughn, Steve
 1966 11 - Vaughn, Steve
 11 - Brune, Greg
 11 - Kesterson, Al
 1967 20 - Reid, Bill
 1968 15 - Metz, Don
 1969 14 - Roll, Lee
 1970 17 - Metz, Don
 1971 16 - Auer, Ron
 1972 18 - Auer, Ron
 1973 11 - Landgraf, Jeff
 1974 22 - Amick, Mark
 1975 23 - Dambach, Grant
 1976 39 - Wieser, Dan
 1977 35 - Wieser, Dan
 1978 25 - Basta, Ed
 1979 17 - Samples, Mike
 1980 26 - Dohogne, Rick

1981 33 - Deal, Russ
 1982 47 - Williams, Steve
 1983 50 - Morris, Jeff
 1984 32 - Morris, Jeff
 1985 44 - Simmons, Mark
 1986 55 - Gongwer, Tony
 1987 29 - Kumer, Kerry
 29 - Schreck, Chris
 1988 25 - McConnell, Britt
 1989 51 - Bieser, Steve
 1990 31 - Thomas, Scott
 1991 38 - Kress, Steve
 1992 41 - Pierce, Rhett
 1993 29 - Pruneau, Scott
 1994 31 - Crosnoe, Rex
 1995 57 - Robinson, Kerry
 1996 43 - Collier, Lamonte
 43 - Curran, Rusty
 1997 57 - Johnson, Jeremy
 1998 62 - Marino, Charlie
 1999 50 - Johnson, Jeremy
 2000 61 - Johnson, Jeremy
 2001 49 - Bonilla Jr., Clemente
 2002 58 - Hatton, Vern
 2003 58 - Hopkins, Brian
 2004 61 - Horstman, Eric
 2005 51 - Horstman, Eric
 2006 43 - Graham, Darryl
 2007 54 - Padilla, Omar
 2008 53 - Klocke, Jim
 2009 56 - Klocke, Jim
 2010 67 - Parmley, Kenton
 2011 64 - Adamson, Michael
 2012 58 - Parmley, Kenton
 2013 53 - Blum, Jason

Hits

1959 16 - Plassmeyer, Ken
 1960 13 - Probst, Ron
 1961 22 - Plassmeyer, Ken
 1962 20 - Wadlington, Gary
 1963 25 - Wadlington, Gary
 1964 19 - Turk, Jim
 1965 30 - Vaughn, Steve
 1966 17 - Steimle, Doug
 1967 26 - Metz, Don
 1968 24 - Metz, Don
 1969 20 - Metz, Don
 1970 26 - Metz, Don
 1971 24 - Drury, Mark
 24 - Auer, Ron

1972 27 - Drury, Mark
 1973 16 - Paskus, John
 1974 39 - Amick, Mark
 1975 31 - Dambach, Grant
 1976 47 - Amick, Mark
 47 - Wieser, Dan
 1977 43 - Samples, Mike
 1978 30 - Basta, Ed
 1979 23 - Dohogne, Rick
 1980 45 - Dohogne, Rick
 1981 41 - Williams, Steve
 1982 56 - Janet, Chris
 1983 45 - Daily, Rick
 45 - Williams, Steve
 1984 35 - Patterson, Dan
 35 - Janet, Chris
 1985 50 - Muench, Doug
 1986 63 - Shadowens, Chris
 1987 50 - Stucker, Gary
 1988 55 - Steffens, Jeff
 1989 69 - Shy, Dan
 1990 47 - Steffens, Jeff
 1991 69 - Shylanski, Todd
 1992 59 - Pierce, Rhett
 1993 50 - Pruneau, Scott
 1994 57 - Rives
 1995 87 - Robinson, Kerry
 1996 64 - Curran, Rusty
 1997 86 - Collier, Lamonte
 1998 80 - Yount, Kyle
 1999 80 - Johnson, Jeremy
 2000 80 - Johnson, Jeremy
 2001 66 - Borowiak, Zach
 2002 82 - Hatton, Vern
 2003 81 - Hopkins, Brian
 2004 84 - Horstman, Eric
 2005 80 - Horstman, Eric
 2006 62 - Padilla, Omar
 2007 69 - Padilla, Omar
 2008 74 - Cummings, Tyrell
 2009 78 - Cummings, Tyrell
 2010 92 - Adamson, Michael
 2011 82 - Adamson, Michael
 2012 89 - Parmley, Kenton
 2013 73 - Teller, Matt
 73 - Blum, Jason

Runs Batted In

1965 20 - Wadlington, Gary
 1966 15 - Steimle, Doug
 1967 24 - Vaughn, Steve

1968 15 - Vaughn, Steve
 1969 14 - Kuehler, Dan
 1970 21 - Drury, Mark
 1971 19 - Yount, Steve
 1972 14 - Drury, Mark
 1973 12 - Dambach, Mike
 1974 20 - McClarty, Pat
 1975 15 - Dambach, Grant
 15 - Wieser, Dan
 1976 37 - Wieser, Dan
 1977 30 - Wieser, Dan
 1978 21 - Criscione, Bill
 21 - Murphy, Dan
 1979 14 - Schatzley, Bill
 1980 28 - Dohogne, Rick
 1981 34 - Williams, Steve
 1982 51 - Williams, Steve
 1983 53 - Williams, Steve
 1984 31 - Patterson, Dan
 1985 45 - Patterson, Dan
 1986 57 - Shadowens, Chris
 1987 36 - Kumer, Kerry
 1988 27 - DeFere, Dean
 1989 50 - Shy, Dan
 1990 26 - Edwards, Tim
 26 - Steffens, Jeff
 1991 50 - Shylanski, Todd
 1992 42 - Shylanski, Todd
 1993 32 - Crosnoe, Rex
 1994 34 - Rives
 1995 67 - Schaefer, Brian
 1996 46 - Clark, Shawn
 1997 43 - Collier, Lamonte
 1998 51 - Marino, Charlie
 1999 45 - Johnson, Jeremy
 2000 64 - Marino, Charlie
 2001 55 - Bourbon, Jeff
 2002 58 - Hatton, Vern
 2003 59 - Hopkins, Brian
 59 - Borowiak, Zach
 2004 51 - Bracamonte, Ernie
 2005 43 - Montiel, Frankie
 2006 28 - Olson, Levi
 2007 50 - Shah, Asif
 2008 58 - Cummings, Tyrell
 2009 55 - Cummings, Tyrell
 2010 66 - Jones, Casey
 66 - Klocke, Jim
 2011 53 - Moses, Trenton
 2012 61 - Moses, Trenton
 2013 46 - Teller, Matt



SOUTHEAST MISSOURI STATE UNIVERSITY

Doubles

1965 11 - Vaughn, Steve
1966 3 - Steimle, Doug
1967 6 - Vaughn, Steve
1968 4 - Leonard, Jim
1969 4 - Metz, Don
1970 6 - Drury, Mark
1971 8 - Wallace, Ron
1972 3 - Wahl, Fred
3 - Auer, Ron
1973 3 - Paskus, John
1974 6 - Amick, Mark
1975 5 - Morgan, Bruce
5 - Dambach, Grant
1976 10 - Amick, Mark
1977 9 - Kuehn, Ralph
1978 7 - Chastain, Rick
1979 7 - Dohogne, Rick
1980 9 - Thompson, Jay
1981 8 - Rosburg, Paul
1982 11 - Wood, Brent
1983 11 - Daily, Rick
1984 10 - Morris, Jeff
1985 10 - Steward, Lon
1986 15 - Radetick, Joe
1987 9 - Giegling, Jim
1988 11 - McConnell, Britt
1989 10 - Bieser, Steve
1990 12 - Siebert, Scott
1991 18 - Shylanski, Todd
1992 14 - Shylanski, Todd
1993 13 - Pruneau, Scott
1994 15 - Crosnoe, Rex
15 - Schaefer, Brian
1995 18 - Crosnoe, Rex
1996 13 - Breuer, Tom
13 - Collier, Lamonte
1997 20 - Collier, Lamonte
1998 19 - Johnson, Jeremy
1999 19 - Bourbon, Jeff
2000 25 - Meyer, Kevin
2001 20 - Bonilla Jr., Clemente
2002 19 - Bonilla Jr., Clemente
2003 19 - Hopkins, Brian
19 - Borowiak, Zach
2004 22 - Montiel, Frankie
2005 16 - Lawson, Brent
2006 17 - Olson, Levi
2007 12 - Harris, Nick
12 - Padilla, Omar
2008 16 - Cummings, Tyrell

2009 20 - Klocke, Jim
2010 23 - Adamson, Michael
2011 19 - Jones, Casey
2012 16 - Moses, Trenton
2013 21 - Blum, Jason

Triples

1965 8 - Vaughn, Steve
1966 1 - Vaughn, Steve
1 - Kesterson, Al
1 - Glastetter, Jim
1967 4 - Metz, Don
1968 2 - Vaughn, Steve
1969 2 - Kuehler, Dan
1970 3 - Metz, Don
1971 4 - Auer, Ron
1972 1 - Drury, Mark
1 - Auer, Ron
1973 1 - Kitchen, Terry
1 - Amick, Mark
1 - Wengert, Gary
1 - Paskus, John
1974 3 - Wahl, Fred
1975 2 - Amick, Mark
2 - Korando, Tony
1976 2 - Wieser, Dan
2 - Amick, Mark
1977 1 - Chastain, Rick
1 - Criscione, Bill
1 - Wieser, Dan
1 - Kuehn, Ralph
1978 2 - Schmidt, Lynn
1979 1 - Schatzley, Bill
1 - Williams, Joe
1980 1 - Thompson, Jay
1 - Roberts, Mike
1 - Dohogne, Rick
1 - Schwartz, Dan
1 - Williams, Joe
1 - Osburn, Ted
1 - Wadlington, Scott
1981 1 - Deal, Russ
1 - Apprill, Greg
1 - Rosburg, Paul
1 - Morgan, Scott
1 - Janet, Chris
1 - Reinagel, Jeff
1982 4 - Janet, Chris
1983 3 - Janet, Chris
1984 1 - Ivie, Mike
1 - Potts, Randy

1 - Heuvelman, Arnie
1985 3 - Heuvelman, Arnie
1986 4 - Gongwer, Tony
1987 3 - Miller, Brad
3 - Schreck, Chris
1988 3 - Crosnoe, Cory
1989 5 - Shy, Dan
5 - Bieser, Steve
1990 4 - Steffens, Jeff
1991 3 - Layton, Aaron
3 - Shylanski, Todd
1992 3 - Hollrah, Scott
3 - Moeglin, Brian
1993 4 - Moeglin, Brian
1994 3 - Hopper, Scott
3 - Robinson, Kerry
1995 7 - Hopper, Scott
1996 3 - Goodman, Steve
1997 3 - Yount, Kyle
1998 3 - Kinsolving, Darin
3 - Johnson, Jeremy
1999 5 - Johnson, Jeremy
5 - Lowe, Steve
2000 2 - Meyer, Kevin
2 - Bonilla Jr., Clemente
2001 4 - Hatton, Vern
2002 9 - Hatton, Vern
2003 3 - Christian, Justin
3 - Hopkins, Brian
3 - Stuckey, Denver
2004 5 - Horstman, Eric
2005 2 - Horstman, Eric
2006 2 - Pritchett, Dustin
2007 4 - Harris, Nick
2008 4 - Harris, Nick
2009 2 - Cummings, Tyrell
2 - Spencer, Tony
2010 3 - Adamson, Michael
2011 3 - Slattery, Blake
2012 3 - Gibson, Derek
2013 4 - Andy Lennington

Home Runs

1965 5 - Hearne, Gary
1966 3 - Steimle, Doug
1967 4 - Steimle, Doug
1968 4 - Vaughn, Steve
1969 2 - Wallace, Ron
1970 3 - Drury, Mark
3 - Yount, Steve
1971 6 - Yount, Steve

1972 5 - Auer, Ron
1973 2 - Kelam, Ron
2 - Landgraf, Jeff
2 - Paskus, John
1974 1 - Holdinghaus, Dave
1 - Kitchen, Terry
1 - Amick, Mark
1 - Howe, Mike
1 - Dambach, Mike
1 - McClarty, Pat
1975 3 - Amick, Mark
3 - Wieser, Dan
1976 6 - Wieser, Dan
1977 11 - Wieser, Dan
1978 8 - Murphy, Dan
1979 5 - Schatzley, Bill
1980 5 - Gross, David
5 - Williams, Joe
5 - Osburn, Ted
5 - Wadlington, Scott
5 - Dohogne, Rick
1981 10 - Deal, Russ
1982 16 - Williams, Steve
1983 18 - Williams, Steve
1984 9 - Patterson, Dan
9 - Williams, Steve
1985 20 - Patterson, Dan
1986 14 - Shadowens, Chris
1987 17 - Kumer, Kerry
1988 10 - DeFere, Dean
1989 16 - Shy, Dan
1990 6 - Edwards, Tim
1991 9 - Shylanski, Todd
1992 8 - Pruneau, Scott
1993 3 - Rives
3 - Breuer, Tom
1994 8 - Rives
1995 12 - Schaefer, Brian
1996 12 - Clark, Shawn
1997 8 - Collier, Lamonte
1998 21 - Marino, Charlie
1999 14 - Kinsolving, Darin
2000 19 - Johnson, Jeremy
2001 7 - Hatton, Vern
2002 10 - McDonald, Tristen
2003 18 - Hopkins, Brian
2004 8 - Lopez, Freddy
8 - Bracamonte, Ernie
2005 5 - Lawson, Brent
5 - Payne, Jordan
5 - Lopez, Freddy
2006 7 - Payne, Jordan

Individual-Season Leaders

2007 8 - Harris, Nick
 8 - Padilla, Omar
 2008 12 - Cummings, Tyrell
 2009 13 - Wheeler, Justin
 13 - Wagner, Matt
 2010 17 - Haseltine, Louie
 2011 11 - Moses, Trenton
 2012 19 - Moses, Trenton
 2013 8 - Tellor, Matt

Total Bases

1959 16 - Plassmeyer, Ken
 1960 13 - Probst, Ron
 1961 22 - Plassmeyer, Ken
 1962 20 - Wadlington, Gary
 1963 25 - Wadlington, Gary
 1964 19 - Turk, Jim
 1965 66 - Vaughn, Steve
 1966 29 - Steimle, Doug
 1967 41 - Vaughn, Steve
 1968 40 - Vaughn, Steve
 1969 29 - Metz, Don
 1970 43 - Metz, Don
 1971 47 - Auer, Ron
 1972 43 - Auer, Ron
 1973 27 - Paskus, John
 1974 50 - Amick, Mark
 1975 44 - Dambach, Grant
 1976 78 - Wieser, Dan
 1977 79 - Wieser, Dan
 1978 53 - Murphy, Dan
 1979 45 - Schatzley, Bill
 1980 69 - Dohogne, Rick
 1981 78 - Deal, Russ
 1982 107 - Williams, Steve
 1983 105 - Williams, Steve
 1984 68 - Patterson, Dan
 1985 117 - Patterson, Dan
 1986 119 - Shadowens, Chris
 1987 93 - Kumer, Kerry
 1988 74 - Steffens, Jeff
 1989 136 - Shy, Dan
 1990 66 - Steffens, Jeff
 1991 120 - Shylanski, Todd
 1992 86 - Shylanski, Todd
 1993 70 - Pruneau, Scott
 1994 90 - Rives
 1995 126 - Schaefer, Brian
 1996 86 - Collier, Lamonte
 1997 134 - Collier, Lamonte
 1998 144 - Marino, Charlie

1999 141 - Johnson, Jeremy
 2000 151 - Johnson, Jeremy
 2001 98 - Bonilla Jr., Clemente
 2002 144 - Hatton, Vern
 2003 160 - Hopkins, Brian
 2004 119 - Horstman, Eric
 2005 99 - Horstman, Eric
 2006 90 - Padilla, Omar
 2007 109 - Padilla, Omar
 2008 126 - Cummings, Tyrell
 2009 123 - Cummings, Tyrell
 123 - Klocke, Jim
 2010 146 - Klocke, Jim
 2011 119 - Moses, Trenton
 2012 162 - Moses, Trenton
 2013 114 - Tellor, Matt

Walks

1965 16 - Hearne, Gary
 1969 12 - Roll, Lee
 1970 17 - Wallace, Ron
 1971 14 - Drury, Mark
 1972 13 - Auer, Ron
 1973 10 - Yount, Steve
 10 - Landgraf, Jeff
 1974 24 - Dambach, Mike
 1975 16 - Korando, Tony
 16 - Wahl, Fred
 1976 28 - Morgan, Bruce
 1977 29 - Wieser, Dan
 1978 16 - Basta, Ed
 1979 14 - Miller, Blake
 1980 19 - Thompson, Jay
 1981 24 - Williams, Steve
 1982 37 - Deal, Russ
 1983 37 - Morris, Jeff
 1984 19 - Williams, Steve
 1985 33 - Steward, Lon
 33 - Hoffman, Craig
 1986 32 - Gongwer, Tony
 1987 24 - Miller, Brad
 24 - Kumer, Kerry
 1988 20 - Shy, Dan
 1989 39 - Bieser, Steve
 1990 17 - Horace, Scott
 1991 24 - Shylanski, Todd
 1992 25 - Kress, Steve
 1993 26 - Crosnoe, Rex
 1994 23 - Crosnoe, Rex
 1995 36 - Crosnoe, Rex
 1996 30 - Craft, Lance

1997 32 - Johnson, Jeremy
 1998 27 - Kinsolving, Darin
 1999 53 - Bonilla Jr., Clemente
 2000 42 - Johnson, Jeremy
 2001 61 - Bonilla Jr., Clemente
 2002 54 - Bonilla Jr., Clemente
 2003 30 - Gilbert, Gary
 2004 26 - Horstman, Eric
 2005 26 - Payne, Jordan
 2006 36 - Rave, Aaron
 36 - Graham, Darryl
 2007 34 - Klocke, Jim
 2008 35 - Klocke, Jim
 2009 29 - Klocke, Jim
 2010 23 - Klocke, Jim
 23 - Adamson, Michael
 2011 32 - Adamson, Michael
 2012 42 - Moses, Trenton
 2013 30 - Blum, Jason

Hit By Pitch

1965 5 - Vaughn, Steve
 1969 1 - Metz, Don
 1 - Hotfelter, John
 1 - Wallace, Ron
 1970 2 - Williams, Ray
 1971 12 - King, Jim
 1972 4 - Auer, Ron
 1973 2 - Yount, Steve
 2 - Holdinghaus, Dave
 2 - Kelam, Ron
 1974 1 - Dambach, Grant
 1 - Kitchen, Terry
 1 - Wengert, Gary
 1 - Amick, Mark
 1975 2 - Kuehn, Ralph
 1976 4 - Kuehn, Ralph
 1977 2 - Eisenbach, Rick
 2 - Criscione, Bill
 2 - Dambach, Grant
 1978 2 - Eisenbach, Rick
 2 - Basta, Larry
 1979 2 - Miller, Blake
 2 - Deal, Russ
 2 - Dohogne, Rick
 1980 2 - Williams, Joe
 2 - Dohogne, Rick
 2 - Gross, David
 1981 5 - Deal, Russ
 1982 2 - Reinagel, Jeff
 2 - Wood, Brent

1983 3 - Janet, Chris
 1984 2 - Morris, Jeff
 2 - Smith, Darrick
 1985 5 - Smith, Darrick
 1986 4 - Steward, Lon
 4 - Patterson, Dan
 1987 4 - Stucker, Gary
 1988 5 - Bieser, Steve
 1989 5 - Diel, Bill
 5 - Bieser, Steve
 1990 2 - Horace, Scott
 2 - Pruneau, Scott
 2 - Heuring, Darrell
 1991 3 - Pruneau, Scott
 1992 5 - Pierce, Rhett
 1993 3 - Robinson, Kerry
 1994 4 - Breuer, Tom
 4 - Rives
 1995 11 - Breuer, Tom
 1996 10 - Breuer, Tom
 1997 14 - Gerwitz, Jim
 1998 15 - Johnson, Jeremy
 15 - Marino, Charlie
 1999 10 - Kinsolving, Darin
 2000 9 - Marino, Charlie
 2001 13 - Hatton, Vern
 2002 10 - Hatton, Vern
 2003 9 - Borowiak, Zach
 2004 12 - Noll, Brady
 2005 13 - Horstman, Eric
 2006 14 - Padilla, Omar
 2007 13 - Padilla, Omar
 13 - Graham, Darryl
 2008 10 - Spencer, Tony
 10 - Moses, Trenton
 2009 10 - Wheeler, Justin
 2010 10 - Burgess, Ky
 2011 13 - Moses, Trenton
 2012 18 - Moses, Trenton
 2013 23 - Blum, Jason

Stolen Bases

1968 1 - James, Rolland
 1 - Hotfelter, John
 1969 3 - Roll, Lee
 1970 3 - Williams, Ray
 3 - Metz, Don
 1971 2 - Auer, Ron
 1972 1 - Wahl, Fred
 1 - Kelam, Ron
 1973 4 - Dambach, Mike



SOUTHEAST MISSOURI STATE UNIVERSITY

1974 9 - Amick, Mark
1975 4 - Amick, Mark
1976 20 - Amick, Mark
1977 5 - Chastain, Rick
1978 7 - Murphy, Dan
1979 5 - Williams, Joe
1980 8 - Miller, Blake
8 - Fritsche, Tom
1981 6 - Deal, Russ
1982 8 - Deal, Russ
1983 4 - Morris, Jeff
4 - Daily, Rick
1984 5 - Janet, Chris
1985 11 - Muench, Doug
1986 33 - Muench, Doug
1987 4 - DeFere, Dean
1988 11 - Bieser, Steve
1989 15 - Bieser, Steve
1990 17 - Steffens, Jeff
1991 16 - Thomas, Scott
1992 20 - Pierce, Rhett
1993 11 - Robinson, Kerry
1994 15 - Robinson, Kerry
1995 20 - Robinson, Kerry
1996 16 - Craft, Lance
1997 24 - Collier, Lamonte
1998 16 - Marino, Charlie
16 - Johnson, Jeremy
1999 14 - Meyer, Kevin
2000 18 - Marino, Charlie
2001 8 - Stuckey, Denver
8 - Bonilla Jr., Clemente
2002 18 - Stuckey, Denver
2003 18 - Christian, Justin
2004 13 - Horstman, Eric
2005 13 - Horstman, Eric
2006 9 - Padilla, Omar
9 - Gibson, Chris
2007 10 - Harris, Nick
10 - Padilla, Omar
2008 15 - Spencer, Tony
2009 18 - Spencer, Tony
2010 13 - Slattey, Blake
2011 16 - Adamson, Michael
2012 13 - Parmley, Kenton
2013 15 - Bieser, Cole

Pitching

Earned Run Average

1967 3.96 - Hachman, Ralph
1969 3.49 - Long, Darrell
1970 1.30 - Payne, Mike
1971 2.20 - King, Jim
1972 1.73 - Payne, Jerry
1973 1.47 - McSpadden, Galen
1974 1.53 - McSpadden, Galen
1975 2.77 - Smith, Tim
1976 2.32 - Hastings, Trae
1977 1.93 - Hosick, Steve
1978 1.38 - Hastings, Trae
1979 3.19 - Fritsche, Tom
1980 3.26 - Boeller, Keith
1981 4.78 - Gronowski, Dave
1982 3.38 - Boeller, Keith
1983 2.61 - Hemmer, Lance
1984 1.64 - Reinagel, Kenny
1985 2.52 - Guthrie, Brian
1986 3.68 - Lummus, Lee
1987 3.34 - Brewer, Kirby
1988 2.76 - Harper, Brian
1989 2.34 - Parks, Jim
1990 3.20 - Baker, Doug
1991 2.07 - Parks, Jim
1992 4.35 - Dannenmueller, Dan
1993 3.50 - Dannenmueller, Dan
1994 3.54 - Rothweil, Larry
1995 3.38 - Pehle, Troy
1996 4.23 - Swearingen, Jason
1997 4.80 - Michel, David
1998 2.72 - Spille, Ryan
1999 3.39 - Huesgen, Dan
2000 1.71 - Hilz, Jeffrey
2001 1.33 - Pennington, Todd
2002 2.95 - Alvarez, Tim
2003 2.74 - Alvarez, Tim
2004 2.48 - Smith, Brad
2005 3.66 - Evans, Joey
2006 4.02 - Parham, Josh
2007 2.46 - Renfrow, Dustin
2008 4.36 - Rhodes, Lance
2009 4.89 - Leigh, James
2010 4.11 - Underwood, Josh
2011 2.54 - Mahon, Logan
2012 4.50 - Simmons, Shea
2013 5.43 - Smith, Zack

Innings Pitched

1960 26.0 - Hagedorn, Bob
1961 36.0 - Holland, Dennis
1962 58.0 - Malchow, Bruce
1963 54.1 - Meier, Dale
1964 81.0 - Meier, Dale
1965 40.1 - Hachman, Ralph
1967 50.0 - Hachman, Ralph
1969 38.2 - Long, Darrell
1970 41.2 - Payne, Mike
1971 61.1 - King, Jim
1972 43.0 - Payne, Mike
1973 43.0 - McSpadden, Galen
1974 64.2 - McSpadden, Galen
1975 52.0 - Smith, Tim
1976 78.0 - Jorm, Dave
1977 69.0 - Hastings, Trae
1978 45.2 - Hastings, Trae
1979 38.0 - D'Amico, Paul
1980 49.2 - Boeller, Keith
1981 49.0 - Gronowski, Dave
1982 51.2 - Eftink, Mick
1983 72.1 - Hemmer, Lance
1984 48.0 - Schulte, Joe
1985 69.1 - Schulte, Joe
1986 66.2 - Bohnert, Jeff
1987 80.0 - Harper, Brian
1988 98.0 - Harper, Brian
1989 80.2 - Parks, Jim
1990 57.0 - Marschel, Larry
1991 82.2 - Parks, Jim
1992 76.2 - Jarvis, John
1993 61.2 - Dannenmueller, Dan
1994 73.1 - Mitts
1995 96.1 - Michel, David
1996 83.0 - Swearingen, Jason
1997 83.0 - Swearingen, Jason
1998 110.0 - Swearingen, Jason
1999 104.1 - Spille, Ryan
2000 99.1 - Debrock, Lanson
2001 95.0 - Pennington, Todd
2002 117.0 - Purcell, Brad
2003 108.1 - Alvarez, Tim
2004 103.1 - Maupin, Anthony
2005 98.1 - Evans, Joey
2006 98.1 - McAlister, Jamie
2007 95.0 - Renfrow, Dustin
2008 85.1 - Renfrow, Dustin
2009 84.2 - Leigh, James
2010 75.1 - Gumieny, Kyle
2011 82.2 - Underwood, Jordan

2012 82.0 - Simmons, Shea
2013 96.2 - Spitzfaden, Will

Strikeouts

1965 51 - Hachman, Ralph
1967 42 - Hachman, Ralph
1969 37 - Long, Darrell
1970 37 - Long, Darrell
1971 48 - McSpadden, Galen
1972 43 - Payne, Mike
1973 58 - McSpadden, Galen
1974 65 - McSpadden, Galen
1975 43 - Hastings, Trae
1976 64 - Hastings, Trae
1977 80 - Hastings, Trae
1978 52 - Hastings, Trae
1979 32 - D'Amico, Paul
1980 42 - Boeller, Keith
1981 47 - Gronowski, Dave
1982 48 - Eftink, Mick
1983 65 - Hemmer, Lance
1984 52 - Schulte, Joe
1985 81 - Schulte, Joe
1986 48 - Sandheinric, Kelly
1987 86 - Harper, Brian
1988 94 - Harper, Brian
1989 57 - Parks, Jim
1990 53 - Edwards, Jim
1991 87 - Parks, Jim
1992 61 - Dannenmueller, Dan
1993 54 - Dannenmueller, Dan
1994 51 - Rothweil, Larry
1995 82 - Michel, David
1996 70 - Siboda, Dave
1997 69 - Siboda, Dave
1998 130 - Spille, Ryan
1999 85 - Spille, Ryan
2000 92 - Thomas, Tommy
2001 121 - Pennington, Todd
2002 102 - Purcell, Brad
2003 79 - Alvarez, Tim
2004 77 - Herbig, Derek
2005 77 - Evans, Joey
2006 72 - McAlister, Jamie
2007 72 - Shah, Asif
2008 78 - Renfrow, Dustin
2009 87 - Leigh, James
2010 57 - Mahon, Logan
2011 56 - Underwood, Jordan
2012 89 - Simmons, Shea
2013 50 - Winkelman, Alex

Individual-Season Leaders

Wins

1960 1 - Anderson, Jack
 1 - Thorgmorton, Dick
 1 - Peterson, Jack
 1 - Hagedorn, Bob
 1961 2 - Mahan, Bill
 1962 3 - Malchow, Bruce
 1963 3 - Meier, Dale
 3 - Holdner, John
 1964 9 - Meier, Dale
 1965 4 - Meystedt, Kermit
 1967 4 - Hachman, Ralph
 1968 6 - Hachman, Ralph
 1969 2 - Schwent, Gary
 1970 3 - Payne, Mike
 1971 7 - King, Jim
 1972 5 - Payne, Mike
 1973 5 - McSpadden, Galen
 1974 5 - McSpadden, Galen
 1975 4 - Smith, Tim
 1976 8 - Hastings, Trae
 1977 6 - Hastings, Trae
 1978 6 - Hastings, Trae
 1979 4 - Montgomery, Jim
 1980 4 - Baker, Randy
 4 - Boeller, Keith
 4 - Bernard, Lacey
 1981 4 - Eftink, Mick
 1982 6 - Stroud, Dan
 1983 9 - Stroud, Dan
 1984 4 - Reinagel, Kenny
 4 - Maloney, Scott
 1985 7 - Schulte, Joe
 7 - Maloney, Scott
 1986 8 - Bohnert, Jeff
 1987 10 - Lummus, Lee
 1988 11 - Harper, Brian
 1989 10 - Parks, Jim
 1990 7 - Marschel, Larry
 1991 7 - Jarvis, John
 7 - Parks, Jim
 1992 6 - Wieter, Alan
 1993 4 - Dannenmueller, Dan
 1994 6 - Phillips
 1995 9 - Pehle, Troy
 1996 7 - Swearingen, Jason
 1997 6 - Michel, David
 1998 11 - Spille, Ryan
 1999 10 - Spille, Ryan
 2000 9 - Debrock, Lanson
 2001 12 - Pennington, Todd

2002 12 - Smith, Brandon
 12 - Purcell, Brad
 2003 14 - Alvarez, Tim
 2004 8 - Maupin, Anthony
 2005 8 - Evans, Joey
 2006 6 - Maupin, Anthony
 2007 7 - Shah, Asif
 2008 6 - Renfrow, Dustin
 2009 7 - Leigh, James
 2010 8 - Gumieny, Kyle
 2011 9 - LaBruyere, Brad
 2012 7 - Simmons, Shea
 2013 5 - Spitzfaden, Will

Saves

1976 5 - Hunt, Jeff
 1978 2 - D'Amico, Paul
 1979 2 - Eftink, Mick
 1980 1 - Eftink, Mick
 1981 2 - Boeller, Keith
 1982 2 - Reinagel, Kenny
 1983 2 - Maloney, Scott
 1984 1 - Schulte, Joe
 1985 1 - Bohnert, Jeff
 1986 2 - Hempen, Hal
 1987 8 - Hempen, Hal
 1988 1 - Parks, Jim
 1 - Elfrink, Brad
 1989 1 - Parks, Jim
 1 - Tabata, Osamu
 1 - Edwards, Jim
 1990 1 - Greaser, Brian
 1991 3 - Wieter, Alan
 1992 3 - Dannenmueller, Dan
 1993 2 - Lochmann,
 1994 2 - Phillips
 1995 4 - Pehle, Troy
 1996 3 - Pehle, Troy
 1997 3 - Haines, Talley
 1998 1 - Swearingen, Jason
 1 - Spille, Ryan
 1999 1 - Debrock, Lanson
 1 - Bogenpohl, Chad
 2000 4 - Hilz, Jeffrey
 2001 2 - Hilz, Jeffrey
 2002 5 - Frazier, Mark
 2003 3 - Beever, James
 2004 11 - Smith, Brad
 2005 2 - McAlister, Jamie
 2 - Smith, Brad
 2 - Forsyth, Ryan

2006 2 - Parham, Josh
 2 - Riley, Phillip
 2 - McAlister, Jamie
 2007 3 - Nails, Ivan
 3 - Parham, Josh
 2008 3 - Kemper, Jake
 2009 7 - Klocke, Jim
 2010 5 - Simmons, Shae
 2011 8 - Mahon, Logan
 2012 4 - Hull, Christian
 2013 7 - Hurst, Bobby

Appearances

1960 5 - Hagedorn, Bob
 5 - Anderson, Jack
 1961 8 - Holland, Dennis
 1962 8 - Malchow, Bruce
 1963 8 - Meier, Dale
 1965 9 - Meystedt, Kermit
 9 - Hachman, Ralph
 1968 7 - Ulmer, Pete
 1969 7 - Long, Darrell
 7 - Williams, Greg
 1970 9 - Halter, Tim
 9 - Payne, Mike
 1971 9 - King, Jim
 9 - Payne, Mike
 1972 11 - McSpadden, Galen
 1973 8 - McSpadden, Galen
 1974 13 - McSpadden, Galen
 1975 8 - Jorn, Dave
 8 - Smith, Tim
 1976 12 - Doerr, Mark
 12 - Hunt, Jeff
 1977 10 - Hosick, Steve
 10 - Hastings, Trae
 10 - Hunt, Jeff
 1978 11 - D'Amico, Paul
 1979 8 - Eftink, Mick
 8 - D'Amico, Paul
 1980 10 - Eftink, Mick
 10 - Boeller, Keith
 1981 15 - Boeller, Keith
 1982 10 - Stroud, Dan
 10 - Eftink, Mick
 1983 12 - Stroud, Dan
 1984 10 - Schulte, Joe
 1985 13 - Schulte, Joe
 1986 14 - Grim, Jon
 1987 22 - Hempen, Hal
 1988 16 - Harper, Brian

1989 16 - Elfrink, Brad
 1990 14 - Marschel, Larry
 1991 17 - Wieter, Alan
 1992 23 - Dannenmueller, Dan
 1993 19 - Lochmann,
 1994 22 - Phillips
 1995 22 - Pehle, Troy
 1996 17 - Siboda, Dave
 1997 23 - Michel, David
 1998 23 - Swearingen, Jason
 23 - Spille, Ryan
 1999 20 - Spille, Ryan
 2000 28 - Hilz, Jeffrey
 2001 27 - Hilz, Jeffrey
 2002 26 - Frazier, Mark
 2003 23 - Beever, James
 2004 30 - Smith, Brad
 2005 29 - Johnson, Andrew
 2006 25 - Parham, Josh
 2007 22 - Nails, Ivan
 22 - Parham, Josh
 2008 22 - Rhodes, Lance
 2009 23 - Poole, Ryan
 2010 25 - Simmons, Shae
 2011 23 - Simmons, Shae
 2012 21 - Lynn, Dylan
 2013 30 - Hurst, Bobby

Games Started

1973 6 - McSpadden, Galen
 1974 8 - McSpadden, Galen
 1975 8 - Smith, Tim
 1976 19 - Jorn, Dave
 1977 9 - Hastings, Trae
 9 - Hosick, Steve
 1978 7 - Hastings, Trae
 1979 7 - D'Amico, Paul
 1980 7 - Boeller, Keith
 7 - Baker, Randy
 1981 8 - Gronowski, Dave
 1982 8 - Eftink, Mick
 1983 11 - Stroud, Dan
 1984 6 - Reinagel, Kenny
 6 - Maloney, Scott
 1985 11 - Schulte, Joe
 1986 12 - Bohnert, Jeff
 1987 12 - Lummus, Lee
 12 - Harper, Brian
 1988 13 - Harper, Brian
 1989 12 - Lummus, Lee
 1990 9 - Baker, Doug



SOUTHEAST MISSOURI STATE UNIVERSITY

1991 11 - Parks, Jim
1992 16 - Jarvis, John
1993 10 - Tripp, Shawn
1994 9 - Mitts
9 - Rothweil, Larry
1995 15 - Rothweil, Larry
1996 13 - Swearingen, Jason
13 - Michel, David
1997 13 - Michel, David
13 - Siboda, Dave
1998 17 - Swearingen, Jason
1999 15 - Spille, Ryan
2000 16 - Huesgen, Dan
2001 15 - Pennington, Todd
2002 17 - Purcell, Brad
2003 13 - Alvarez, Tim
2004 15 - Fitch, Mike
2005 17 - Johnson, Andrew
2006 14 - Maupin, Anthony
2007 15 - Syberg, Josh
2008 13 - Renfrow, Dustin
13 - Leigh, James
2009 12 - Leigh, James
12 - Gumieny, Kyle
2010 15 - Underwood, Jordan
2011 15 - Underwood, Jordan
2012 15 - Simmons, Shea
2013 16 - Spitzfaden, Will

Complete Games

1973 6 - McSpadden, Galen
1974 6 - McSpadden, Galen
1975 5 - Hastings, Trae
1976 8 - Hastings, Trae
1977 7 - Hosick, Steve
7 - Hastings, Trae
1978 4 - Hastings, Trae
1979 3 - Fritsche, Tom
1980 4 - Baker, Randy
4 - Boeller, Keith
1981 2 - Bernard, Lacey
2 - Gronowski, Dave
2 - Boeller, Keith
1982 5 - Boeller, Keith
5 - Eftink, Mick
1983 9 - Hemmer, Lance
1984 6 - Reinagel, Kenny
1985 7 - Guthrie, Brian
7 - Schulte, Joe
1986 4 - Bohnert, Jeff
1987 6 - Brewer, Kirby

6 - Harper, Brian
1988 8 - Harper, Brian
1989 7 - Parks, Jim
1990 6 - Baker, Doug
1991 4 - Parks, Jim
1992 3 - Jarvis, John
3 - Wieter, Alan
1993 3 - Dannenmueller, Dan
1994 4 - Mitts
4 - Rothweil, Larry
1995 3 - Swearingen, Jason
3 - Rothweil, Larry
3 - Michel, David
1996 5 - Swearingen, Jason
1997 5 - Michel, David
1998 9 - Swearingen, Jason
1999 8 - Spille, Ryan
2000 5 - Debrock, Lanson
2001 5 - Pennington, Todd
2002 3 - Purcell, Brad
2003 6 - Alvarez, Tim
2004 7 - Maupin, Anthony
2005 5 - Evans, Joey
2006 6 - Maupin, Anthony
2007 6 - Shah, Asif
2008 5 - Renfrow, Dustin
2009 1 - Leigh, James
2010 1 - Gumieny, Kyle
2011 2 - Dicus, Jon
2012 1 - Lynn, Dylan
2013 2 - Smith, Zack
2 - Spitzfaden, Will

Shutouts

1974 2 - Raley, Mike
1975 1 - Shelton, Steve
1976 4 - Hastings, Trae
1977 1 - Buechting, Don
1 - Hammers, Jim
1 - Hastings, Trae
1 - Hosick, Steve
1979 1 - Fritsche, Tom
1980 2 - Bernard, Lacey
1981 1 - Gronowski, Dave
1 - Boeller, Keith
1982 1 - Stroud, Dan
1 - Richards, Kent
1 - Reinagel, Kenny
1 - Hemmer, Lance
1983 2 - Hemmer, Lance
1984 2 - Maloney, Scott

2 - Reinagel, Kenny
1985 1 - Schulte, Joe
1 - Guthrie, Brian
1986 2 - Bohnert, Jeff
1987 1 - Parks, Jim
1 - Harper, Brian
1988 1 - Harper, Brian
1989 1 - Lummus, Lee
1990 2 - Baker, Doug
1991 1 - Parks, Jim
1 - Baker, Doug
1992 2 - Wieter, Alan
1993 2 - Dannenmueller, Dan
1994 1 - Mitts
1 - Rothweil, Larry
1 - Phillips
1 - McMahon
1995 1 - Borders, Chad
1996 1 - Michel, David
1997 1 - Siboda, Dave
1 - Swearingen, Jason
1998 2 - Spille, Ryan
1999 3 - Huesgen, Dan
2000 2 - Debrock, Lanson
2001 3 - Pennington, Todd
2002 1 - Smith, Brandon
2003 3 - Alvarez, Tim
2005 1 - Evans, Joey
2006 1 - Maupin, Anthony
2007 3 - Shah, Asif

Batters Faced

1978 180 - Hastings, Trae
1979 176 - D'Amico, Paul
1980 214 - Boeller, Keith
1981 223 - Gronowski, Dave
1982 214 - Eftink, Mick
1983 307 - Hemmer, Lance
1984 214 - Schulte, Joe
1985 330 - Schulte, Joe
1986 296 - Bohnert, Jeff
1987 359 - Harper, Brian
1988 415 - Harper, Brian
1989 355 - Parks, Jim
1990 259 - Marschel, Larry
1991 320 - Parks, Jim
1992 373 - Jarvis, John
1994 316 - Mitts
1995 430 - Michel, David
1996 369 - Swearingen, Jason
1997 381 - Michel, David

1998 486 - Swearingen, Jason
2000 417 - Debrock, Lanson
2001 378 - Pennington, Todd
2002 486 - Purcell, Brad
2003 448 - Alvarez, Tim
2004 471 - Maupin, Anthony
2005 460 - Johnson, Andrew
2006 432 - McAlister, Jamie
2007 394 - Renfrow, Dustin
2008 364 - Renfrow, Dustin
2009 384 - Leigh, James
2010 339 - Underwood, Jordan

Individual-Season Leaders

Fielding

Chances

1973 5 - Wengert, Gary
 1974 14 - Dambach, Grant
 1975 12 - Wieser, Dan
 1976 17 - Wieser, Dan
 1977 14 - Wieser, Dan
 1978 11 - Eisenbach, Rick
 1979 174 - Samples, Mike
 1980 247 - Thompson, Jay
 1981 237 - Deal, Russ
 1982 282 - Rosburg, Paul
 1983 279 - Daily, Rick
 1984 180 - Patterson, Dan
 1985 307 - Patterson, Dan
 1986 302 - Patterson, Dan
 1987 277 - Schmidt, Steve
 1988 250 - Zoellner, Rich
 1989 298 - Horace, Scott
 1990 298 - Horace, Scott
 1991 292 - Shylanski, Todd
 1992 383 - Pruneau, Scott
 1993 253 - Crosnoe, Rex
 1994 449 - Blum, Kris
 1995 423 - Crosnoe, Rex
 1996 264 - Breuer, Tom
 1997 305 - Collier, Lamonte
 1998 360 - Bourbon, Jeff
 1999 333 - Kinsolving, Darin
 2000 397 - Bourbon, Jeff
 2001 463 - Bourbon, Jeff
 2002 423 - McDonald, Tristen
 2003 403 - Gilbert, Gary
 2004 408 - Noll, Brady
 2005 324 - Payne, Jordan
 2006 411 - Rave, Aaron
 2007 423 - Wagner, Matt
 2008 425 - Wagner, Matt
 2009 444 - Wagner, Matt
 2010 330 - Klocke, Jim
 2011 274 - Jones, Casey
 2012 407 - Campbell, Kody
 2013 531 - Tellor, Matt

Putouts

1979 163 - Samples, Mike
 1980 229 - Thompson, Jay
 1981 194 - Deal, Russ
 1982 271 - Rosburg, Paul
 1983 257 - Daily, Rick

1984 165 - Patterson, Dan
 1985 290 - Patterson, Dan
 1986 282 - Patterson, Dan
 1987 243 - Schmidt, Steve
 1988 235 - Zoellner, Rich
 1989 282 - Horace, Scott
 1990 267 - Horace, Scott
 1991 260 - Shylanski, Todd
 1992 324 - Pruneau, Scott
 1993 227 - Crosnoe, Rex
 1994 412 - Blum, Kris
 1995 367 - Crosnoe, Rex
 1996 218 - Miller, Mike
 1997 235 - Kinsolving, Darin
 1998 326 - Bourbon, Jeff
 1999 276 - Kinsolving, Darin
 2000 347 - Bourbon, Jeff
 2001 410 - Bourbon, Jeff
 2002 370 - Hoffman, Eric
 2003 364 - Gilbert, Gary
 2004 359 - Noll, Brady
 2005 261 - Payne, Jordan
 2006 385 - Rave, Aaron
 2007 389 - Wagner, Matt
 2008 404 - Wagner, Matt
 2009 416 - Wagner, Matt
 2010 259 - Klocke, Jim
 2011 250 - Jones, Casey
 2012 370 - Campbell, Kody
 2013 484 - Tellor, Matt

Assists

1979 54 - Miller, Blake
 1980 93 - Miller, Blake
 1981 87 - Miller, Blake
 1982 84 - Bunton, Bob
 84 - Ivie, Mike
 1983 88 - Ivie, Mike
 1984 48 - Smith, Darrick
 1985 78 - Muench, Doug
 1986 106 - Kimbelin, Keith
 1987 90 - Kimbelin, Keith
 1988 99 - Crosnoe, Cory
 1989 108 - Crosnoe, Cory
 1990 71 - Thomas, Scott
 1991 99 - Thomas, Scott
 1992 101 - Hollrah, Scott
 1993 101 - Rives
 1994 97 - Hopper, Scott
 97 - Moeglin, Brian
 1995 144 - Hopper, Scott

1996 154 - Curran, Rusty
 1997 180 - Collier, Lamonte
 1998 161 - Lowe, Steve
 1999 147 - Lowe, Steve
 2000 146 - Borowiak, Zach
 2001 130 - Borowiak, Zach
 2002 166 - Borowiak, Zach
 2003 130 - Borowiak, Zach
 2004 168 - Bracamonte, Ernie
 2005 137 - Jenkins, Bo
 2006 113 - Padilla, Omar
 2007 143 - Moore, Robby
 2008 112 - Spencer, Tony
 2009 138 - Spencer, Tony
 2010 147 - Parmley, Kenton
 2012 140 - Parmley, Kenton
 2013 134 - Blum, Jason

Double Plays

2000 30 - Borowiak, Zach
 2001 38 - Allen, Shane
 2002 53 - Hoffman, Eric
 2003 46 - Gilbert, Gary
 2004 37 - Jenkins, Bo
 2005 40 - Bracamonte, Ernie
 2006 31 - Rave, Aaron
 2007 30 - Moore, Robby
 2008 33 - Wagner, Matt
 2009 46 - Wagner, Matt
 2010 43 - Parmley, Kenton
 2011 30 - Parmley, Kenton
 2012 35 - Parmley, Kenton
 2013 45 - Tellor, Matt

Caught Stealing By

1992 25 - Shylanski, Todd
 1993 11 - Crosnoe, Rex
 1994 23 - Crosnoe, Rex
 1995 27 - Crosnoe, Rex
 1996 15 - Miller, Mike
 1997 11 - Hoehner, Brad
 1998 11 - Hoehner, Brad
 1999 15 - Berry, Dan
 2000 16 - Bourbon, Jeff
 2001 15 - Bourbon, Jeff
 2002 26 - McDonald, Tristen
 2003 13 - McDonald, Tristen
 2004 18 - Noll, Brady
 2005 10 - Noll, Brady
 2006 10 - Olson, Levi
 2007 15 - Klocke, Jim

2008 13 - Klocke, Jim
 2009 10 - Klocke, Jim
 2010 13 - Klocke, Jim
 2011 5 - Dicus, Jon
 2013 6 - Winkelman, Alex



SOUTHEAST MISSOURI STATE UNIVERSITY

Head Coach: Joe Uhls

1960 (4-8)

Southern Illinois	L	4-3
Harris Stowe	W	5-3
Arkansas State	W	10-2
Southern Illinois	W	10-7
Concordia Seminary	L	3-2
Memphis State	L	11-0
Saint Louis	L	17-3
Paducah Jr. Coll.	L	10-5
Southern Illinois	L	10-5
McKendree	L	7-4
Murray State	L	5-3

1961 (6-9-1)

Quincy	L	8-0
Central Michigan	L	9-4
North Dakota	W	5-2
Harris Stowe	W	5-4
Evansville	W	8-3
Arkansas State	L	12-3
Paducah Jr. Coll.	L	9-7
Southern Illinois	W	5-4
Southern Illinois	L	13-1
Murray State	L	3-2
Saint Louis	T	4-4
Saint Louis	L	12-2
Southern Illinois	L	8-7
Flat River Jr. Coll.	W	22-0
Murray State	W	8-5
Memphis State	L	5-0

1962 (5-12-1)

William Jewell	W	7-4
Evansville	T	4-4
Arkansas State	L	6-3
Concordia (STL)	W	4-0
Harris-Stowe	L	16-3
Southern Illinois	L	2-0
Southern Illinois	L	8-3
Arkansas State	L	4-1
Paducah Jr. Coll.	W	2-1
Saint Louis	W	8-1
Saint Louis	L	8-3
McKendree	W	11-3
Southern Illinois	L	9-6
Harris-Stowe	L	2-1
Evansville	L	6-5
Evansville	L	2-1
NCAA Regional		
Austin Peay	L	2-1
Arkansas State	L	6-3

1963 (11-9)

Evansville	W	6-2
Murray State	L	11-0
Murray State	L	6-4
Evansville	W	12-2

Paducah CC	W	7-6
Harris Stowe	W	8-0
Quincy	W	11-0
Quincy	W	7-3
Harris Stowe	W	12-5
Harris Stowe	W	15-1
Concordia (Mo.)	L	6-3
Paducah CC	W	20-3
Arkansas State	L	4-3
Southern Illinois	L	12-4
Murray State	L	2-1
Arkansas State	W	4-0
Arkansas State	W	6-4
Saint Louis	L	8-1
Saint Louis	L	4-1
Southern Illinois	L	3-1

1964 (15-5)

Evansville	W	9-2
Arkansas State	W	5-1
Arkansas State	L	7-6
UT Martin	W	7-4
Harris Stowe	W	7-6
McKendree	W	4-3
McKendree	W	5-0
Southern Illinois	L	5-3
Murray State	W	7-6
Murray State	W	11-3
Concordia (Mo.)	W	7-6
Evansville	W	8-1
Saint Louis	W	4-1
Saint Louis	W	4-3
Southern Illinois	W	8-5
Missouri State	W	5-0
Missouri State	W	5-4
Harris Stowe	W	10-0
McKendree	W	13-5
McKendree	W	13-6

1965 (16-4)

William Jewell	W	8-2
Evansville	W	7-1
Lakeland (Wisc.)	W	19-0
Murray State	W	9-8
Arkansas State	W	8-7
UT Martin	L	3-2
Southern Illinois	L	13-8
Missouri-Rolla	W	2-1
Missouri-Rolla	W	7-0
Harris Stowe	W	10-1
Southern Illinois	L	3-0
Arkansas State	W	7-4
Murray State	L	8-7
Missouri-Rolla	W	9-5
Missouri State	W	7-2
Missouri State	W	9-6
Evansville	W	9-2
Harris Stowe	W	7-0

McKendree	W	2-0
McKendree	W	7-2

1966 (11-8)

Harris Stowe	W	3-1
Central Michigan	L	4-3
Central Michigan	W	4-1
Missouri State	W	4-1
Missouri State	W	8-1
Missouri State	W	4-3
Evansville	L	7-4
Missouri-Rolla	W	5-2
Missouri State	W	11-0
Southern Illinois	W	3-2
Southern Illinois	L	3-2
Arkansas State	L	5-3
Arkansas State	W	6-5
Murray State	L	11-2
Missouri-Rolla	W	2-1
Missouri-Rolla	L	10-5
U. Central Mo.	L	3-1
U. Central Mo.	L	4-1

1967 (13-10)

Memphis	W	6-3
Memphis	L	7-3
Delta State	L	9-4
Delta State	W	8-5
Delta State	L	5-4
Bradley	L	12-7
Bradley	L	3-2
Bradley	W	11-10
Evansville	W	9-8
UT Martin	W	9-1
Missouri State	L	5-0
Missouri State	W	9-8
Missouri-Rolla	L	6-3
Missouri-Rolla	W	9-8
Missouri State	W	9-2
Harris Stowe	W	13-3
Evansville	W	7-2
Murray State	L	5-4
NW Mo. State	W	7-6
NW Mo. State	W	2-0
Northwestern St.	W	4-3
Arkansas State	L	12-6
North Dakota	L	2-1

1968 (9-11)

Northwestern	W	9-4
Washington U.	W	5-2
Washington U.	L	5-1
Missouri-Rolla	W	3-0
Missouri-Rolla	W	3-0
Concordia (Neb.)	L	6-3
Concordia (Neb.)	L	8-2
Missouri State	W	13-3
Missouri State	L	5-4

Evansville	L	5-4
UT Martin	L	3-2
Concordia (STL)	W	7-6
Missouri-Rolla	W	6-5
Missouri-Rolla	L	6-1
Missouri-Rolla	L	6-4
Arkansas State	L	6-1
Missouri State	W	5-2
Missouri State	L	6-3
Missouri State	L	5-4
Murray State	W	4-2

1969 (6-12-1)

William Penn	W	2-0
William Penn	T	2-2
Wisconsin State	W	7-6
Wisconsin State	L	5-2
Missouri State	L	3-2
Missouri State	L	6-0
Missouri State	L	11-10
Missouri-St. Louis	L	7-6
Missouri-Rolla	L	4-2
Missouri-Rolla	L	5-4
Missouri-Rolla	W	6-2
Missouri State	L	8-1
Missouri State	L	7-3
Missouri State	L	13-1
Murray State	W	7-4
Evansville	W	3-2
UT Martin	W	3-2
UT Martin	L	12-3
Murray State	L	6-1

1970 (9-11)

Murray State	L	8-2
CBC	L	4-3
CBC	L	2-1
Delta State	L	4-1
Missouri State	L	9-0
Missouri State	W	6-3
Missouri State	W	5-4
Evansville	W	6-5
Missouri-Rolla	W	1-0
Missouri-Rolla	W	9-0
Missouri-Rolla	L	4-3
Missouri State	L	7-2
Missouri State	W	14-2
Missouri State	L	3-2
Missouri-Rolla	L	2-1
Missouri-Rolla	L	2-1
Missouri-Rolla	L	3-2
Saint Louis	W	10-1
Missouri-St. Louis	W	12-8
Murray State	W	5-4

1971 (15-7)

CBC	W	10-6
Memphis State	W	8-7

Evansville	W	1-0
Evansville	W	9-1
Missouri State	L	4-1
Missouri State	W	3-2
Truman State	W	5-4
Truman State	L	10-3
Murray State	W	2-1
Missouri-St. Louis	L	8-0
Missouri-St. Louis	W	4-3
Washington U.	W	2-0
Lincoln U.	W	7-3
Lincoln U.	W	6-2
NW Mo. State	W	5-3
NW Mo. State	W	5-3
William Penn	L	9-7
Missouri-Rolla	L	1-0
Missouri-Rolla	W	12-4
Missouri-St. Louis	L	5-1
U. Central Mo.	W	2-1
U. Central Mo.	L	8-4

1972 (11-10)

St. Olaf	L	10-3
St. Olaf	L	8-2
Missouri State	L	7-1
Missouri State	L	6-3
Wisc.-Milwaukee	W	3-0
Wisc.-Milwaukee	W	8-0
Moorhead (Minn.)	L	6-5
Truman State	W	1-0
Truman State	W	2-1
CBC	W	2-1
Murray State	L	7-2
Washington U.	W	11-1
Murray State	L	4-3
NW Mo. State	W	5-0
NW Mo. State	W	2-1
Missouri-Rolla	L	3-2
Missouri-Rolla	W	8-3
Evansville	W	3-0
Evansville	L	6-0
U. Central Mo.	L	5-4
U. Central Mo.	W	2-0

1973 (14-4)

Centenary	W	9-3
Centenary	W	6-3
Luther Coll.	W	2-1
Luther Coll.	W	4-0
CBC	W	5-2
CBC	W	4-1
U. Illinois-Chicago	W	5-1
U. Illinois-Chicago	W	8-7
Illinois Tech	W	1-0
Illinois Tech	W	6-0
Truman State	W	3-0
Truman State	W	3-1
Lincoln U.	W	9-2

Year-by-Year Results

Lincoln U.	L 1-0	Saint Louis	W 5-1	U. Illinois-Chicago	W 4-3	Missouri-St. Louis	W 2-1	Indiana State	L 4-3
NW Mo. State	L 3-2	Indiana State	W 4-2	NW Mo. State	L 4-1	Missouri-St. Louis	L 5-2	SIU-Edwardsville	L 5-2
NW Mo. State	L 2-1	Indiana State	L 3-2	NW Mo. State	L 4-1	Missouri Baptist	L 13-3	SIU-Edwardsville	W 6-1
Missouri-Rolla	W 2-1	Lincoln U.	W 12-6	NW Mo. State	L 7-4	Missouri Baptist	L 1-0	Missouri State	L 5-2
Missouri-Rolla	L 11-2	Lincoln U.	L 2-0	Evansville	L 6-4			Missouri State	L 15-10
		Lincoln U.	W 10-4	Evansville	W 10-5	1979 (13-10)		Saint Louis	L 15-12
1974 (17-13)		NW Mo. State	L 9-4	Brown	L 7-5	Butler	L 2-1	Saint Louis	L 8-5
CBC	W 5-1	NW Mo. State	L 3-2	Brown	L 7-5	Marietta	W 3-1	Missouri Baptist	W 2-1
CBC	W 6-1			Missouri-Rolla	W 9-1	Olivet Coll.	L 5-4	Missouri Baptist	W 12-1
Western Illinois	L 3-2	1976 (28-15)		Missouri-Rolla	W 6-1	CBC	W 1-0	Evansville	W 4-3
Western Illinois	W 6-3	Illinois State	L 4-1	Missouri-Rolla	W 22-16	CBC	W 5-1	Evansville	W 5-4
CBC	W 9-4	Memphis State	W 7-6	U. Central Mo.	W 3-1	Saint Louis	W 15-2	Lincoln	W 8-2
CBC	W 2-0	CBC	W 3-1	U. Central Mo.	W 4-1	Saint Louis	L 9-8	Evansville	W 9-0
U. Central Mo.	L 4-3	CBC	W 4-2	U. Central Mo.	W 7-6	Missouri-Rolla	W 7-5		
U. Central Mo.	L 13-4	Carroll Coll.	W 4-1	UT Martin	W 4-3	Missouri-Rolla	W 5-3	1981 (15-21-1)	
Missouri-Rolla	W 12-7	Carroll Coll.	W 6-3	UT Martin	W 9-2	Missouri-St. Louis	L 5-2	UT Martin	L 5-3
Missouri-Rolla	W 14-4	U. Illinois-Chicago	W 5-3	Missouri State	W 4-3	Missouri-St. Louis	L 4-0	UT Martin	W 6-4
Missouri State	L 4-3	Missouri-Rolla	W 10-0	Missouri State	W 7-5	Evansville	W 8-4	Marietta Coll.	L 6-2
Missouri State	W 6-5	Missouri-Rolla	W 1-0	Missouri State	W 6-1	Evansville	W 8-6	Illinois State	T 0-0
Quincy	L 2-0	Missouri-Rolla	W 2-1	Truman State	L 4-1	Oakland City Coll.	W 5-1	Valparaiso	W 3-2
Quincy	L 6-1	UT Martin	W 6-0	Truman State	W 1-0	Oakland City Coll.	W 16-0	Olivet College	W 6-3
Truman State	W 1-0	UT Martin	L 3-0	Truman State	W 6-0	Missouri State	W 7-5	Valparaiso	L 7-4
Truman State	W 8-0	U. Central Mo.	W 6-3	Indiana State	L 4-1	Missouri State	L 5-0	Saint Louis	W 8-4
Memphis State	L 3-1	U. Central Mo.	L 2-1	Indiana State	W 6-5	Missouri-Rolla	L 6-0	Saint Louis	L 7-3
Washington U.	W 4-3	U. Central Mo.	W 3-2	Memphis State	L 5-4	Missouri-Rolla	L 9-7	Oakland City	W 7-2
Westminster	L 3-2	Saint Louis	L 6-4	Memphis State	L 6-5	Missouri Baptist	L 9-5	Oakland City	W 4-3
Westminster	L 3-1	Saint Louis	L 5-4	Missouri Baptist	W 1-0	Missouri Baptist	W 4-3	Iowa	L 6-2
Lincoln U.	W 2-1	Missouri State	W 13-9	Missouri Baptist	W 5-1	Missouri State	L 11-0	Missouri-St. Louis	L 5-2
Lincoln U.	L 5-4	Missouri State	W 6-2	Lincoln U.	W 9-0	Missouri State	W 10-8	Missouri-St. Louis	L 12-4
NW Mo. State	L 3-1	Missouri State	L 12-10	Lincoln U.	W 11-2			North Dakota	L 6-1
NW Mo. State	W 6-5	Augustana	L 3-2	Lincoln U.	W 12-1	1980 (22-17-1)		North Dakota	L 6-5
Evansville	W 8-2	Augustana	L 10-2	Missouri State	L 6-2	Marietta	L 4-1	North Dakota	W 5-0
Evansville	L 2-0	Truman State	W 11-5	South Dakota State	W 6-5	Northern Kentucky	W 5-2	North Dakota	W 8-7
Indiana State	W 4-3	Truman State	W 11-0	Missouri State	W 5-3	Olivet Coll. (Mich.)	W 9-4	Missouri-Rolla	L 5-2
Indiana State	W 10-0	Truman State	W 8-1	Nebraska-Omaha	L 2-1	Wingate Coll. (N.C.)	L 6-4	Missouri-Rolla	W 2-1
Missouri-Rolla	W 9-1	Southern Illinois	L 6-3			Northern Kentucky	T 6-6	Southern Illinois	L 11-3
Missouri-Rolla	L 4-1	Southern Illinois	L 4-3	1978 (14-11)		Oakland City	L 6-3	Missouri State	L 13-5
		Northeastern Ill.	L 3-1	CBC	W 11-5	Oakland City	W 4-2	Missouri State	L 4-1
1975 (18-9)		Northeastern Ill.	W 4-2	CBC	W 14-4	CBC	W 5-1	Indiana St. -Evans	L 11-2
CBC	W 8-2	Lincoln U.	W 16-2	MacMurray	W 10-2	Missouri-St. Louis	L 6-5	Indiana St. -Evans	L 7-2
CBC	W 7-6	Lincoln U.	W 11-0	MacMurray	W 11-8	Missouri-St. Louis	L 7-6	Missouri-St. Louis	L 4-1
MacMurray	W 1-0	Lincoln U.	W 17-0	Augustana	L 12-3	Western Illinois	L 3-2	Missouri-St. Louis	L 12-2
MacMurray	W 12-2	Missouri Baptist	L 5-3	Augustana	W 12-1	Western Illinois	L 3-0	Maryville	W 14-6
U. Illinois-Chicago	W 4-0	Missouri Baptist	L 7-3	Missouri-Rolla	W 15-5	Greenville Coll.	W 5-4	Maryville	W 22-6
U. Illinois-Chicago	W 7-1	NW Mo. State	W 4-0	Missouri-Rolla	W 5-2	Greenville Coll.	L 3-1	Missouri-Rolla	W 12-8
Winona State	W 6-2	NW Mo. State	W 1-0	Missouri-Rolla	L 11-6	North Dakota	W 5-2	Missouri-Rolla	W 7-3
U. Central Mo.	W 1-0	Mankato State	W 8-3	Evansville	L 9-8	North Dakota	W 6-0	SIU-Edwardsville	L 10-9
U. Central Mo.	L 3-2	Nebraska-Omaha	W 12-4	Evansville	L 7-4	Millikin	W 2-1	SIE-Edwardsville	L 9-5
U. Central Mo.	W 9-7	Nebraska-Omaha	W 4-2	U. Central Mo.	L 7-3	Millikin	W 4-0	Missouri Baptist	W 5-4
UT Martin	W 8-7	Sacred Heart U.	W 4-3	U. Central Mo.	L 1-0	Missouri-Rolla	W 14-4	Missouri Baptist	W 2-1
UT Martin	W 9-3	Florida Southern	L 5-3	U. Central Mo.	W 7-4	Missouri-Rolla	L 10-4	Missouri State	L 4-3
Missouri State	L 10-5	Livingston (Ala.)	W 9-7	Missouri State	W 5-2	Evansville	W 16-8	Missouri State	L 5-2
Missouri State	L 3-2	SIU-Edwardsville	L 9-3	Missouri State	L 4-3	Evansville	W 3-2		
Missouri State	L 3-2			Missouri State	L 6-1	Missouri State	L 11-6	1982 (30-9)	
Truman State	W 6-3	1977 (25-13)		Saint Louis	W 15-8	Missouri State	L 4-3	Florida State	L 19-2
Truman State	L 4-2	Iowa	W 9-6	Truman State	W 7-2	Lincoln	W 10-0	Jacksonville State	W 2-1
Washington U.	W 6-4	Iowa	L 14-5	Truman State	W 6-1	Lincoln	W 11-2	Marietta	L 4-3
Saint Louis	W 2-0	U. Illinois-Chicago	W 5-3	Truman State	W 6-5	Indiana State	W 3-2	Illinois State	W 9-2



SOUTHEAST MISSOURI STATE UNIVERSITY

Lincoln	W 12-1	Missouri-Rolla	W 11-5	Illinois State	L 7-2	Missouri-St. Louis	W 6-5	Missouri Baptist	L 5-3
Lincoln	W 6-3	Indiana State	W 7-1	Grandview	L 8-3	Missouri-St. Louis	L 4-3	Missouri-St. Louis	W 3-2
Indiana State	W 13-2	Indiana State	W 11-10	Troy	L 7-6	Concordia Coll.	W 4-1	Missouri-St. Louis	W 5-1
Indiana State	L 3-2	SIU-Edwardsville	L 6-2	Marietta	W 6-2	Concordia Coll.	W 10-0	Missouri-Rolla	W 3-1
Missouri-Rolla	W 3-2	SIU-Edwardsville	W 7-5	Illinois State	T 7-7	Missouri Baptist	L 4-3	Missouri-Rolla	L 5-1
Missouri-Rolla	W 3-0	Missouri-St. Louis	L 4-0	Iowa	L 8-4	Missouri Baptist	W 8-3	McKendree	W 5-4
Oakland City	W 9-2	Missouri-St. Louis	W 10-1	Iowa	L 8-2	Saint Louis	W 16-5	McKendree	W 11-4
Oakland City	W 22-1	NW Mo. State	W 7-4	Missouri-Rolla	W 2-1	Missouri-Rolla	W 10-9	Truman State	W 10-1
North Dakota	W 4-3	NW Mo. State	L 12-2	Missouri-Rolla	L 5-4	Missouri-Rolla	W 14-4	NW Mo. State	W 5-3
North Dakota	W 5-1	NW Mo. State	L 11-10	Memphis State	W 8-4	Quincy	W 12-0	NW Mo. State	W 7-1
North Dakota	W 9-0	Missouri Baptist	W 3-2	Memphis State	L 10-5	Quincy	W 12-2	Missouri Baptist	W 8-6
North Dakota	W 12-1	Missouri Baptist	W 7-1	Southern Illinois	W 9-4	Missouri	L 6-5	Missouri Baptist	L 9-3
Missouri-St. Louis	L 19-9	Indiana State	L 3-2	Southern Illinois	L 10-5	Missouri	W 5-0	Southern Illinois	L 7-1
Missouri-St. Louis	W 8-6	Indiana State	W 6-5	Missouri-St. Louis	W 24-2	Missouri-St. Louis	L 9-4	Saint Louis	W 16-9
Lindenwood	W 9-0	Oakland City	W 15-6	Missouri-St. Louis	L 10-6	Missouri-St. Louis	L 10-1	Southern Indiana	L 8-7
Lindenwood	W 12-2	Oakland City	W 7-6	Saint Louis	W 8-4	Missouri Baptist	L 13-7	Southern Indiana	L 4-2
Lincoln	W 5-2	NCAA Midwest Regional @		Saint Louis	W 4-0	Missouri Baptist	W 9-5	Southern Illinois	W 6-5
Lincoln	W 6-0	Edwardsville, Ill.		Missouri Baptist	L 6-5	U. Central Mo.	L 6-5	SIU-Edwardsville	L 8-1
Millikin	W 10-5	Mankato State	L 1-0	Missouri Baptist	W 19-10	NW Mo. State	W 7-6	SIU-Edwardsville	W 5-3
Millikin	W 15-7	SIU-Edwardsville	L 13-2	Indiana State	L 2-1	Missouri-St. Louis	W 12-1		
Millikin	W 21-2			Indiana State	W 9-2	U. Central Mo.	L 9-3	1988 (19-23)	
Maryville	L 6-3	1984 (17-12)		Augustana	W 6-2	Murray State	W 13-9	Murray State	W 11-5
Maryville	W 10-3	Illinois State	L 11-1	Augustana	W 17-5	Saint Louis	W 5-4	Florida Southern	L 13-0
Missouri-Rolla	W 13-4	Grand View	W 2-0	Missouri-Rolla	W 10-3	Southern Indiana	W 9-4	Eckerd	L 10-4
Missouri-Rolla	W 14-2	Valparaiso	L 2-1	Missouri-Rolla	W 22-3	Southern Indiana	W 11-9	Eckerd	L 12-1
SIU-Edwardsville	L 5-4	Valparaiso	W 6-4	UT Martin	W 6-4	SIU-Edwardsville	W 18-6	Tampa	L 23-0
SIU-Edwardsville	W 10-6	Grand View	L 13-3	UT Martin	W 10-2	SIU-Edwardsville	L 6-4	Washington	W 7-2
Missouri-St. Louis	W 8-7	Rhode Island	L 7-6	Missouri-St. Louis	W 7-6			Washington	W 4-0
Missouri-St. Louis	W 3-2	Rockford	W 14-1	Missouri-St. Louis	W 9-5	1987 (28-20)		McKendree	L 9-1
Saint Louis	W 7-3	Rockford	L 5-3	Northeastern Ill.	W 7-5	Union	W 8-7	McKendree	L 12-5
Saint Louis	L 3-2	Missouri-Rolla	W 13-6	Northeastern Ill.	W 9-3	Union	L 4-1	Southern Indiana	W 5-2
NW Mo. State	L 2-0	Missouri-Rolla	W 6-0	SIU-Edwardsville	L 9-3	Slippery Rock	W 5-4	Southern Indiana	W 4-3
NW Mo. State	L 8-0	Harris Stowe	W 19-5	SIU-Edwardsville	L 8-1	Jacksonville State	L 11-7	Quincy	L 2-1
Missouri Baptist	W 6-2	Missouri-St. Louis	L 11-10	NW Mo. State	W 9-4	Slippery Rock	W 7-4	Quincy	W 9-3
Missouri Baptist	W 13-2	Missouri-St. Louis	L 5-1	Missouri-St. Louis	W 15-2	Jacksonville State	L 7-1	Lincoln	W 5-3
		Indiana State	L 12-5	Missouri-St. Louis	W 15-3	Wisconsin-Stout	L 7-4	Lincoln	W 5-2
		Indiana State	L 9-6	Harris Stowe	W 5-1	Livingston	L 9-0	McKendree	L 9-7
		UT Martin	W 8-7	Harris Stowe	W 10-0	Wisconsin-Stout	L 9-6	McKendree	L 11-5
		UT Martin	W 10-1	Austin Peay	L 4-3	Livingston	W 5-0	Arkansas State	W 4-2
		Lincoln	W 21-0	Austin Peay	W 9-8	Saint Louis	W 9-4	Arkansas State	W 2-1
		Lincoln	W 19-3			Quincy	W 7-3	Southwest Baptist	W 12-3
		Missouri-Rolla	L 10-1	1986 (29-13-1)		Quincy	W 8-5	Southwest Baptist	L 9-6
		SIU-Edwardsville	W 1-0	Union	L 6-5	Southern Indiana	L 8-5	Missouri-St. Louis	L 6-0
		SIU-Edwardsville	W 7-5	Union	L 10-2	Southern Indiana	W 7-6	Missouri-St. Louis	W 3-2
		Missouri Baptist	W 11-3	Iowa	W 13-1	Missouri	L 16-4	Southern Illinois	L 15-3
		Missouri Baptist	W 11-5	Iowa	W 14-13	Southwest Baptist	L 13-10	Missouri-Rolla	W 10-1
		NW Mo. State	W 1-0	Iowa	L 21-5	Southwest Baptist	W 7-4	Missouri-Rolla	L 7-2
		Missouri-St. Louis	L 13-0	Iowa	L 16-6	Missouri-St. Louis	L 9-8	Southwest Baptist	W 18-0
		NW Mo. State	L 8-7	Maryville	W 19-0	Missouri-St. Louis	L 10-3	Southwest Baptist	W 6-4
		SIU-Edwardsville	W 4-3	Washington	W 13-7	SIU-Edwardsville	L 2-0	Missouri-St. Louis	W 6-2
		SIU-Edwardsville	W 5-1	Marietta (Ohio)	W 2-0	SIU-Edwardsville	L 6-0	Missouri-St. Louis	L 12-8
				Washington	W 13-7	McKendree	W 10-6	Missouri-Rolla	W 9-3
		Head Coach: Palmer Muench		Missouri-Rolla	W 12-0	McKendree	W 8-0	NW Mo. State	L 10-5
		1985 (28-15-1)		Missouri-Rolla	W 15-1	Missouri-Rolla	W 4-1	Missouri-St. Louis	L 11-5
		Union	W 14-2	Southern Indiana	W 8-2	Missouri-Rolla	W 9-3	Southern Illinois	L 6-0
		Union	W 6-2	Southern Indiana	W 10-5	Southwest Baptist	W 7-5	SIU-Edwardsville	L 12-11
		Murray State	W 9-7	Southern Illinois	W 13-10	Southwest Baptist	W 13-4	SIU-Edwardsville	L 2-1
		Marietta	L 4-2	Southern Illinois	T 5-5	Missouri Baptist	W 3-1	Southern Indiana	L 9-1

Year-by-Year Results

Southern Indiana	W	6-3	William Jewell	W	11-4	Pittsburgh State	L	3-2	Morehead State	W	1-0	1994 (23-27)		
1989 (27-17)			Arkansas State	W	9-1	Pittsburgh State	W	2-1	Morehead State	W	2-1	Memphis State	L	6-4
Western Michigan	W	13-9	Arkansas State	W	13-0	Pittsburgh State	W	5-1	Southern Indiana	L	13-11	Southern Miss.	L	13-5
Tampa	L	5-2	Southern Illinois	L	9-3	Southern Illinois	L	5-4	Southern Indiana	L	11-7	Southern Miss.	L	12-4
Tampa	L	12-1	McKendree	W	10-4	Southwest Baptist	W	4-1	Tennessee Tech	W	11-3	Southern Miss.	W	9-8
Eastern Michigan	L	9-5	McKendree	W	6-2	Murray State	L	3-2	Tennessee Tech	W	5-4	Western Kentucky	L	5-2
St. Leo	W	12-4	Illinois State	L	12-1	Murray State	L	1-0	Tennessee Tech	W	7-6	Arkansas State	L	6-4
Eckerd	L	4-3	Illinois State	L	11-4	Southern Indiana	L	8-2	Southern Illinois	W	6-5	Kansas	L	19-5
Vanderbilt	L	21-7	Missouri-St. Louis	W	13-8	Missouri Southern	L	10-2	Missouri	L	17-0	Kansas	L	5-4
Union	W	9-5	Missouri-St. Louis	T	5-5	Missouri Southern	W	4-1	Missouri	L	16-0	Kansas	L	7-1
Union	W	13-2	Murray State	L	14-1	Missouri Southern	W	8-2	Missouri	L	7-6	Delaware St.	W	5-0
Lincoln	W	9-3	Missouri Southern	L	8-0	Arkansas State	W	6-5	OVC Tournament			Mary. Eastern Shore	W	4-3
Lincoln	W	9-5	Missouri Southern	L	4-2	Washburn	W	2-1	Austin Peay	W	3-1	Florida State	L	15-3
Southern Illinois	L	12-7	Southwest Baptist	W	15-4	Missouri Southern	L	5-3	Middle Tennessee	L	14-2	Florida State	L	13-3
Quincy	W	11-1	Southwest Baptist	W	7-0	Washburn	L	6-5	Austin Peay	L	6-4	Florida A&M	W	14-5
Quincy	W	15-2	Southern Indiana	L	6-5	Quincy	W	12-4				Northeastern Ill.	L	2-1
Southern Indiana	W	8-4	Southern Indiana	L	13-3	Quincy	L	5-2	1993 (13-27)			Northeastern Ill.	W	3-0
Southern Indiana	L	9-8	Missouri-Rolla	W	3-1	McKendree	W	5-3	South Florida	L	6-3	Northeastern Ill.	L	12-10
Southwest Baptist	W	11-1	Missouri-Rolla	L	3-2	McKendree	W	3-2	South Florida	L	11-3	Southern Indiana	W	6-5
Southwest Baptist	W	8-2	Southern Illinois	L	12-1				Long Island	L	8-4	Southern Indiana	W	6-4
Missouri-St. Louis	W	5-3	Lincoln	W	7-0	NCAA Division I			South Florida	L	11-2	Iowa	W	4-3
Missouri-St. Louis	L	6-3	Lincoln	W	7-0	(First year in OVC)			St. Joseph's (Pa.)	L	14-8	Iowa	W	2-1
Missouri-Rolla	W	6-0	Southern Indiana	W	4-1	1992 (22-27)			Southern Miss.	W	3-2	Southern Illinois	W	4-2
Missouri-Rolla	W	2-1	Southern Indiana	L	14-3	Arkansas State	L	9-1	Southern Miss.	L	4-1	Morehead State	W	4-1
Lincoln	L	9-4	Lincoln	L	2-1	Memphis State	L	12-8	Morehead State	L	16-4	Morehead State	W	9-7
Lincoln	W	17-7	Lincoln	W	15-3	Memphis State	L	11-3	Morehead State	L	4-1	Morehead State	L	7-6
Austin Peay	L	12-6	Missouri Southern	L	5-4	UT Martin	L	9-7	Morehead State	L	4-3	Mid. Tennessee St.	W	11-4
Southwest Baptist	W	8-2	Missouri Southern	W	4-2	Kansas	L	17-1	Murray State	L	4-2	Mid. Tennessee St.	L	8-6
Southwest Baptist	W	6-1	Southwest Baptist	W	14-8	Kansas	L	14-3	Murray State	W	8-0	Mid. Tennessee St.	W	3-2
Murray State	L	15-10	Southwest Baptist	W	18-5	Kansas	L	14-1	UT Martin	L	5-1	Tennessee Tech	L	11-4
Missouri-St. Louis	W	5-3	Missouri-St. Louis	L	8-4	Columbus Coll.	L	2-0	Tennessee Tech	L	5-1	Tennessee Tech	W	5-2
Missouri-St. Louis	W	12-5	Murray State	L	8-1	Columbus Coll.	W	4-2	Tennessee Tech	W	4-3	Missouri State	L	3-1
Austin Peay	L	15-3				Columbus Coll.	L	10-2	Tennessee Tech	L	3-1	Missouri State	L	5-1
Missouri-Rolla	L	10-6	1991 (25-18)			William Jewell	W	6-4	Eastern Kentucky	L	5-4	Southern Illinois	W	11-9
Missouri-Rolla	W	4-2	Memphis State	L	8-7	Quincy	W	9-1	Eastern Kentucky	L	11-5	UT Martin	L	3-1
Southern Indiana	W	7-4	Union	L	11-4	Middle Tennessee	L	10-1	Southern Indiana	L	9-8	UT Martin	W	5-3
Southern Indiana	L	14-4	Union	L	10-7	Middle Tennessee	W	1-0	Southern Indiana	L	3-0	UT Martin	W	10-5
McKendree	W	6-2	Arkansas State	W	9-4	Northeastern Ill.	L	11-2	Southern Illinois	L	9-8	Memphis State	W	2-1
McKendree	W	5-3	Lincoln	W	6-2	Northeastern Ill.	L	10-4	Tennessee State	W	12-1	Austin Peay	L	7-6
U. Central Mo.	L	7-5	Lincoln	W	3-0	Austin Peay	W	3-1	Tennessee State	W	10-2	Austin Peay	W	6-0
Missouri-St. Louis	W	5-4	Norfolk State	W	11-1	Austin Peay	L	7-6	Tennessee State	W	11-0	Austin Peay	L	6-5
NW Mo. State	L	12-6	Armstrong State	W	15-11	UT Martin	L	13-11	Arkansas State	W	12-4	Arkansas State	L	6-2
McKendree	W	11-7	Savannah State	W	17-3	McKendree	L	5-4	Arkansas State	L	5-1	Saint Louis	L	7-3
McKendree	W	2-1	Armstrong State	W	6-2	McKendree	W	5-0	Southern Illinois	L	10-3	Eastern Kentucky	W	3-0
Arkansas State	L	9-5	Sacred Heart	W	11-5	Murray State	W	8-1	Austin Peay	W	6-5	Eastern Kentucky	L	6-2
Arkansas State	W	3-2	William Jewell	L	8-5	Murray State	W	6-5	Austin Peay	W	2-1	Eastern Kentucky	L	10-6
			Southern Illinois	L	7-4	Murray State	L	4-2	Austin Peay	W	1-0	Missouri State	L	8-6
			Missouri-St. Louis	W	15-2	Murray State	W	12-1	UT Martin	W	12-5	Missouri State	L	7-0
			Missouri-St. Louis	W	5-4	Arkansas State	W	11-7	Northeastern Ill.	L	3-1	Murray State	L	6-2
			North Alabama	L	4-3	Eastern Kentucky	L	6-3	Northeastern Ill.	W	4-1	Murray State	W	2-1
			North Alabama	L	5-4	Eastern Kentucky	W	9-0	Missouri State	L	5-4	Murray State	W	4-2
			Southern Indiana	L	5-3	Eastern Kentucky	L	8-4	Missouri State	L	6-1			
			Southern Indiana	L	2-1	Tennessee State	W	5-3	Memphis State	L	9-1	Head Coach: Mark Hogan		
			Missouri-Rolla	W	13-0	Tennessee State	W	7-1	Mid. Tennessee St.	W	2-1	1995 (32-21)		
			Missouri-Rolla	W	5-3	Tennessee State	W	17-3	Mid. Tennessee St.	L	2-1	Memphis	W	13-6
			Missouri-Rolla	W	16-7	Missouri State	L	6-1	Mid. Tennessee St.	L	9-4	Western Kentucky	W	13-11
			Lincoln	W	13-1	Missouri State	W	13-10	Memphis State	L	4-1	Missouri	W	5-4
			Lincoln	W	14-4	Morehead State	L	3-0				Northern Iowa	W	9-7



SOUTHEAST MISSOURI STATE UNIVERSITY

Northern Iowa	W 10-7	Tulane	L 14-9	Wichita State	L 11-4	Murray State	L 12-3	Northern Illinois	W 10-0
Memphis	W 2-0	South Alabama	L 10-0	Wichita State	W 14-6	Memphis	W 7-0	Northern Illinois	W 7-2
Illinois State	W 10-5	South Alabama	W 6-5	Tennessee Tech	L 6-3	Tennessee Tech	L 2-1	UT Martin	W 12-7
Illinois State	L 12-5	Western Illinois	W 3-1	Tennessee Tech	W 3-2	Tennessee Tech	W 13-6	UT Martin	L 7-6
Illinois State	L 13-6	Western Illinois	W 8-5	Tennessee Tech	L 10-2	Tennessee Tech	L 7-2	Missouri-St. Louis	L 12-1
Southern Miss.	L 11-2	Western Illinois	W 18-3	Saint Louis	W 19-8	Eastern Kentucky	W 3-2	Eastern Kentucky	W 1-0
South Alabama	W 14-12	Mississippi	L 7-6	Eastern Kentucky	L 24-2	Eastern Kentucky	W 7-1	Eastern Kentucky	W 11-4
South Alabama	L 5-3	Tennessee Tech	L 6-1	Eastern Kentucky	L 3-2	Eastern Kentucky	L 8-4	Eastern Kentucky	L 12-5
South Alabama	L 17-14	Tennessee Tech	W 6-3	Eastern Kentucky	W 10-7	Missouri-St. Louis	W 13-3	Memphis	W 4-3
Eastern Illinois	L 3-2	Tennessee Tech	L 4-0	Oklahoma St.	L 9-7	Missouri State	W 18-17	Eastern Illinois	W 7-2
Eastern Illinois	W 10-4	Missouri	L 8-7	Oklahoma St.	L 10-5	Missouri State	W 5-4	Eastern Illinois	L 7-0
Eastern Illinois	W 6-5	UT Martin	W 7-5	Eastern Illinois	W 11-10	Eastern Illinois	L 6-4	Eastern Illinois	W 5-2
Missouri	L 11-1	UT Martin	L 4-2	Eastern Illinois	W 8-4	Eastern Illinois	W 5-4	Missouri State	L 10-2
Missouri State	W 12-6	UT Martin	T 5-5	Eastern Illinois	W 6-5	Eastern Illinois	L 4-3	Missouri State	L 8-1
Missouri State	L 13-5	Arkansas	L 8-3	Saint Louis	L 9-3	McKendree	W 13-1	Austin Peay	L 7-2
Middle Tennessee	L 5-0	Austin Peay	W 13-0	Austin Peay	W 10-7	Missouri Baptist	W 8-0	Austin Peay	L 8-6
Middle Tennessee	L 2-1	Austin Peay	W 9-4	Austin Peay	W 3-2	Austin Peay	W 5-1	UALR	W 15-3
Middle Tennessee	L 6-4	Austin Peay	L 7-1	Austin Peay	W 7-4	Austin Peay	W 1-0	Southern Illinois	L 6-5
Western Kentucky	L 10-4	Missouri	L 7-2	Southern Illinois	W 9-4	Austin Peay	W 6-3	Belmont	W 5-4
Southern Illinois	W 17-2	Missouri-St. Louis	L 7-6	Arkansas State	L 4-3	Arkansas State	L 5-4	Belmont	W 9-4
Tennessee Tech	W 5-1	Eastern Kentucky	W 6-5	Oral Roberts	L 12-4	Georgia Tech	L 13-2	Belmont	W 5-3
Tennessee Tech	W 6-1	Eastern Kentucky	L 4-0	Oral Roberts	W 7-2	Georgia Tech	L 14-4	Missouri	L 8-4
Tennessee Tech	W 8-7	Eastern Kentucky	W 4-1	Oral Roberts	W 14-4	Georgia Tech	L 6-5	Middle Tennessee	W 10-2
Arkansas State	L 9-5	Memphis	W 4-2	Memphis	L 5-3	Missouri	L 11-8	Middle Tennessee	W 4-0
Oral Roberts	L 8-5	Arkansas State	L 9-7	Memphis	W 3-0	Middle Tennessee	W 10-9	Middle Tennessee	L 9-6
Oral Roberts	W 5-3	Saint Louis	L 8-7	Middle Tennessee	L 12-3	Middle Tennessee	L 10-7	Saint Louis	L 9-7
UT Martin	W 9-4	Murray State	L 6-0	Middle Tennessee	L 10-9	Middle Tennessee	W 8-4	Southern Illinois	L 14-11
UT Martin	W 14-12	Murray State	W 6-4	Middle Tennessee	L 12-6	Saint Louis	L 8-5	UT Martin	W 11-2
UT Martin	W 15-8	Murray State	W 12-1	UALR	W 10-7	UALR	W 17-5	UT Martin	W 6-0
Arkansas	L 10-6	Missouri Baptist	W 5-2	Missouri	L 4-2	UT Martin	W 4-3	UT Martin	W 11-2
Austin Peay	W 4-2	Memphis	L 7-6	UT Martin	L 6-0	UT Martin	W 13-0	Belmont	L 12-8
Austin Peay	L 6-5	Memphis	W 12-4	UT Martin	L 8-7	UT Martin	W 11-7	Morehead State	W 10-2
Austin Peay	W 4-1	Morehead State	L 10-9	UT Martin	W 5-4	Missouri	L 12-6	Morehead State	W 12-2
Northeastern Ill.	W 8-3	Morehead State	W 14-10	Missouri	L 11-10	Morehead State	L 2-1	Morehead State	W 19-1
Northeastern Ill.	W 4-0	Morehead State	W 15-5	Morehead State	L 5-2	Morehead State	W 6-1	Murray State	L 9-3
Saint Louis	L 3-2	Louisville	W 16-8	Morehead State	L 9-7	Morehead State	L 4-3	Murray State	W 8-5
Eastern Kentucky	L 2-0	Middle Tennessee	W 6-3	Morehead State	W 10-8	OVC Tournament		Murray State	L 8-4
Eastern Kentucky	W 9-4	Middle Tennessee	L 12-2	OVC Tournament		Morehead State	W 10-9	Saint Louis	W 6-5
Washington U.	W 10-2	Morehead State	W 9-1	Eastern Illinois	W 6-5	Eastern Kentucky	W 12-8	Tennessee Tech	L 2-0
Murray State	W 5-4	Austin Peay	L 8-3	Middle Tennessee	W 4-0	Eastern Illinois	W 15-11	Tennessee Tech	W 10-4
Murray State	L 3-0	Morehead State	L 4-0	Tennessee Tech	W 9-5	NCAA Regional		Tennessee Tech	W 14-6
Morehead State	W 4-3			Tennessee Tech	L 10-8	Southern	W 5-4	OVC Tournament	
Morehead State	W 5-2	1997 (24-33)		Tennessee Tech	L 8-4	Southern	W 10-3	Eastern Kentucky	L 13-6
Morehead State	W 9-8	Memphis	L 8-3			Wichita State	L 7-4	Middle Tennessee	L 6-4
Eastern Kentucky	W 7-4	Memphis	L 7-5	1998 (32-24)		Georgia Tech	L 14-5		
Middle Tennessee	W 14-4	Bradley	W 10-0	Mississippi	L 7-4			2000 (37-17)	
Middle Tennessee	L 6-5	Bradley	W 3-2	Mississippi	L 4-3	1999 (27-27)		Arkansas	L 4-3
Middle Tennessee	L 6-4	Bradley	L 12-10	Mississippi	L 15-9	Creighton	W 3-2	Arkansas	L 3-1
		Mississippi St.	L 13-3	Iowa State	W 10-2	Creighton	L 3-2	Arkansas	W 8-7
1996 (25-23-1)		Mississippi St.	L 10-4	Iowa State	W 7-0	Creighton	L 11-1	Martin Methodist	W 3-2
Memphis	L 15-7	Northern Iowa	W 3-2	Iowa State	L 6-5	Mississippi	L 6-4	Iowa State	W 11-4
UALR	W 11-5	Northern Iowa	L 4-1	Memphis	L 6-5	Mississippi	W 1-0	Iowa State	W 4-0
Northeastern Ill.	L 5-4	Missouri Baptist	L 4-2	Southern Illinois	L 9-7	Mississippi	W 13-12	Iowa State	W 4-3
Northeastern Ill.	W 9-1	Missouri State	L 10-5	Bradley	W 9-2	Northern Iowa	L 12-9	Memphis	W 9-4
Northeastern Ill.	W 16-15	Missouri State	L 4-1	Bradley	W 2-1	Northern Iowa	L 10-3	Missouri State	W 11-6
Northeastern Ill.	W 10-2	Murray State	L 5-4	Southern Illinois	W 11-5	SIU-Edwardsville	L 4-2	Missouri State	W 5-3
Tulane	W 9-8	Murray State	W 3-2	Murray State	W 9-5	Arkansas State	L 4-2	Mississippi	L 5-1
Tulane	L 7-6	Murray State	L 9-8	Murray State	W 19-0	Northern Illinois	W 6-5	Mississippi	L 7-4

Year-by-Year Results

Year-by-Year Results

Missouri	W 14-8	Arkansas State	W 6-4	Missouri State	L 9-3	Lipscomb	W 9-3	Missouri State	L 6-2
UT Martin	W 13-4	Morehead State	L 4-3	Saint Louis	W 9-2	Lipscomb	W 6-5	Southern Illinois	L 6-5
UT Martin	W 6-0	Morehead State	W 8-6	Murray State	W 7-2	Lincoln	W 17-0	Missouri	L 6-3
Memphis	W 12-9	Morehead State	W 5-1	Murray State	W 6-5	Lincoln	W 7-2	Murray State	W 19-5
Eastern Illinois	L 2-1	Lipscomb	L 3-2	Murray State	L 8-4	Missouri Valley	W 5-0	Murray State	W 6-2
Eastern Illinois	W 16-7	Lipscomb	W 7-1	Missouri	W 8-5	Missouri Valley	W 4-3	Murray State	L 16-3
Westminster	W 15-1	William Woods	W 24-3	Southern Illinois	W 8-2	Southern Illinois	W 7-5	Oklahoma State	L 10-8
Austin Peay	W 4-1	Belmont	W 3-1	Eastern Kentucky	W 7-4	Tennessee Tech	W 5-0	Oklahoma State	W 4-2
Austin Peay	W 10-3	Belmont	W 11-10	Eastern Kentucky	W 2-0	Tennessee Tech	W 6-5	Jacksonville State	L 12-2
Austin Peay	W 12-7	Saint Louis	W 13-1	Eastern Kentucky	L 9-6	Lipscomb	W 5-2	Jacksonville State	W 10-3
Belmont	L 3-1	Saint Louis	W 10-6	Arkansas State	L 6-1	Lipscomb	W 6-2	Jacksonville State	L 15-14
Belmont	L 1-0	Murray State	L 6-5	Evansville	W 15-5	Southern Illinois	W 4-3	Free-Hardeman	W 12-4
Southern Illinois	W 8-6	Murray State	W 3-2	UT Martin	W 16-3	Eastern Kentucky	W 15-5	Samford	W 7-5
Middle Tennessee	W 3-2	Murray State	W 7-3	UT Martin	W 12-8	Eastern Kentucky	L 10-9	Samford	W 9-1
Middle Tennessee	W 2-0	Missouri	L 7-4	UT Martin	W 12-2	Eastern Kentucky	L 8-5	Samford	W 12-8
Middle Tennessee	L 8-5	Southern Illinois	W 11-5	Southern Illinois	L 10-5	Arkansas State	W 7-6	Saint Louis	L 6-4
Missouri Baptist	L 5-4	Eastern Kentucky	W 8-2	Lipscomb	W 3-1	Middle Tennessee	L 11-9	Austin Peay	L 3-2
Saint Louis	L 5-4	Eastern Kentucky	W 7-0	Oklahoma State	W 5-3	Eastern Illinois	L 5-1	Austin Peay	L 15-4
UT Martin	W 8-7	Eastern Kentucky	L 9-2	Austin Peay	W 14-9	Eastern Illinois	L 5-4	Austin Peay	W 9-7
UT Martin	W 8-5	Memphis	W 14-4	Austin Peay	W 8-6	Eastern Illinois	W 22-9	Southern Illinois	L 9-6
UT Martin	W 16-0	Memphis	L 13-5	Austin Peay	W 6-2	Kansas State	W 9-5	Eastern Illinois	L 6-5
Arkansas State	W 10-9	UT Martin	W 7-0	Saint Louis	W 5-4	Austin Peay	W 9-3	Eastern Illinois	L 6-5
Southern Illinois	W 19-17	UT Martin	W 18-9	Tennessee Tech	W 7-2	Austin Peay	L 4-2	Eastern Illinois	W 4-3
Morehead State	W 11-1	UT Martin	L 8-6	Tennessee Tech	L 9-2	Austin Peay	W 8-6	Eastern Kentucky	L 11-4
Morehead State	W 7-0	Missouri	L 8-5	Tennessee Tech	W 12-6	Missouri	L 11-10	Eastern Kentucky	L 3-0
Morehead State	W 3-2	Southern Illinois	W 19-1	Missouri	W 5-2	UT Martin	W 9-1	Morehead State	W 10-5
Arkansas State	W 7-4	Missouri State	W 11-9	Eastern Illinois	W 9-2	UT Martin	W 14-2	Morehead State	W 3-1
Murray State	L 5-4	Austin Peay	W 1-0	Eastern Illinois	W 7-1	UT Martin	W 20-5	Morehead State	W 17-10
Murray State	W 4-1	Austin Peay	W 11-0	Eastern Illinois	L 8-4	Missouri State	L 3-1	Arkansas State	W 6-4
Murray State	L 9-3	Austin Peay	W 4-3	Arkansas	W 5-1	Missouri State	L 11-5	Tennessee Tech	W 5-3
Saint Louis	L 10-9	Tennessee Tech	W 3-1	Arkansas	W 5-4	Morehead State	W 11-4	Tennessee Tech	W 3-2
Tennessee Tech	L 9-8	Tennessee Tech	W 7-3	Morehead State	W 9-3	Morehead State	W 22-8	Tennessee Tech	L 11-4
Tennessee Tech	W 8-5	Tennessee Tech	W 11-0	Morehead State	W 9-2	Morehead State	L 7-5	Missouri	L 12-11
Tennessee Tech	W 15-11	Memphis	L 2-1	Morehead State	L 16-10	Murray State	W 13-8	UT Martin	W 9-2
Missouri	W 9-6	Memphis	L 13-3	OVC Tournament		Murray State	W 10-4	UT Martin	W 12-4
Eastern Kentucky	W 10-4	Eastern Illinois	W 6-2	Morehead State	W 9-6	Murray State	W 6-0	UT Martin	L 17-16
Eastern Kentucky	W 6-5	Eastern Illinois	L 9-7	Murray State	L 4-3	OVC Tournament		OVC Tournament	
Eastern Kentucky	L 11-4	Eastern Illinois	L 12-5	Austin Peay	W 7-5	Eastern Kentucky	L 12-6	Eastern Illinois	L 18-9
Middle Tennessee	L 3-2	OVC Tournament		Tennessee Tech	W 9-2	Austin Peay	W 4-0	Austin Peay	W 6-1
Austin Peay	W 13-0	Austin Peay	L 9-4	Tennessee Tech	W 13-1	Murray State	L 4-3	Eastern Kentucky	W 9-7
Eastern Kentucky	W 15-5	Eastern Illinois	L 2-1	NCAA Regional				Jacksonville State	W 7-6
Middle Tennessee	L 11-4			Alabama	W 7-4	2004 (29-28)		Jacksonville State	L 5-1
		2002 (37-20)		Florida Atlantic	L 12-6	Oklahoma	L 7-1		
2001 (34-20)		Oklahoma	L 5-4	Alabama	L 7-4	Oklahoma	L 11-5	2005 (24-32)	
Iowa State	W 5-4	Oklahoma	L 10-1			Oklahoma	L 10-2	Tulane	L 9-0
Iowa State	W 3-2	Oklahoma	L 18-5	2003 (31-20)		Arkansas State	W 12-9	Tulane	L 6-3
Iowa State	W 3-0	Wichita State	L 9-4	Alabama	W 8-7	Mississippi	L 8-1	Tulane	L 9-3
Mississippi	L 1-0	Wichita State	L 8-7	Alabama	L 16-1	Mississippi	L 15-6	Southeastern La.	W 5-2
Mississippi	L 14-3	Arkansas State	W 2-1	Alabama	L 9-4	Brescia U.	W 6-0	Southeastern La.	L 6-2
Mississippi	W 5-2	Memphis	L 9-1	Memphis	W 5-0	Brescia U.	W 8-0	Southeastern La.	W 14-7
Jackson State	W 13-4	Memphis	W 7-4	Memphis	L 6-1	Saint Louis	W 7-4	Saint Louis	W 8-3
South Alabama	L 2-1	Memphis	W 11-3	Memphis	L 14-6	Alabama	L 10-1	Bradley	L 1-0
South Alabama	L 6-1	Evansville	L 7-5	Arkansas State	L 7-3	Alabama	L 2-0	Bradley	L 6-1
Arkansas State	W 7-0	Culver Stockton	W 4-3	Southern Miss.	W 9-2	Alabama	L 20-0	Bradley	L 8-3
Harris Stowe	W 7-0	Culver Stockton	W 13-5	Southern Miss.	L 7-5	Central Michigan	W 7-5	South Dakota State	W 7-2
Central Oklahoma	W 7-0	Culver Stockton	W 13-10	Southern Miss.	L 14-2	Central Michigan	W 7-2	Southern Illinois	W 7-3
Oklahoma State	L 10-7	Missouri State	L 5-3	Missouri	L 9-8	Missouri State	W 5-2	Freed-Hardeman	W 8-1
Princeton	L 12-4	Missouri State	L 11-9	Saint Louis	W 9-4	Missouri State	W 8-2	Mississippi	L 6-5



SOUTHEAST MISSOURI STATE UNIVERSITY

Mississippi	L	3-0	South Dakota State	L	8-5	Illinois State	L	5-4	Memphis	L	2-0	Northern Illinois	W	11-10
Central Michigan	L	4-2	Memphis	L	5-1	Bethel Coll.	W	4-2	Tennessee Tech	W	16-3	Northern Illinois	L	17-10
Central Michigan	W	4-3	Memphis	L	15-1	Ark. - Pine Bluff	W	5-0	Tennessee Tech	L	8-3	Missouri State	L	13-2
Central Michigan	L	5-3	Missouri State	L	5-2	Ark. - Pine Bluff	W	8-3	Tennessee Tech	W	7-3	Missouri State	L	16-3
Murray State	L	7-6	UT Martin	L	3-2	Ark. - Pine Bluff	W	19-0	Missouri State	W	6-2	Tennessee Tech	W	14-2
Murray State	W	15-10	UT Martin	L	2-1	Central Arkansas	W	12-5	Missouri State	L	7-6	Tennessee Tech	W	4-3
Murray State	L	7-6	UT Martin	L	1-0	Central Arkansas	L	13-11	UT Martin	W	19-6	Tennessee Tech	W	7-4
Arkansas State	L	9-0	Missouri	W	3-2	UT Martin	W	7-6	Vanderbilt	W	12-8	UT Martin	W	6-5
Jacksonville State	L	6-3	Murray State	W	1-0	UT Martin	W	7-5	Evansville	L	8-7	UT Martin	W	9-7
Jacksonville State	W	3-0	Murray State	W	5-0	UT Martin	W	18-8	Murray State	L	5-3	UT Martin	W	12-8
Jacksonville State	L	8-7	Murray State	W	7-0	Freed-Hardeman	W	5-0	Murray State	W	3-2	Arkansas State	L	12-1
Saint Louis	W	3-2	Saint Louis	L	11-10	Freed-Hardeman	W	27-16	Murray State	W	9-8	Jacksonville State	W	18-4
Missouri	W	8-5	Southern Illinois	W	13-11	Murray State	W	6-5	Southern Illinois	W	11-4	Jacksonville State	L	8-7
Samford	L	13-5	Jacksonville State	L	9-3	Murray State	W	17-3	Arkansas State	L	8-3	Jacksonville State	W	7-4
Samford	W	3-1	Jacksonville State	W	8-6	Murray State	L	6-5	Jacksonville State	L	16-6	Southern Illinois	L	7-0
Samford	L	4-2	Jacksonville State	L	21-7	Missouri State	L	16-3	Jacksonville State	L	4-3	Murray State	L	25-2
Missouri	L	10-2	Southern Illinois	L	8-5	Missouri State	L	9-5	Jacksonville State	L	10-7	Murray State	L	3-1
Austin Peay	W	6-4	Missouri	W	9-5	Jacksonville State	L	4-3	Southern Illinois	L	5-4	Murray State	W	9-6
Austin Peay	L	5-3	Samford	L	6-5	Jacksonville State	W	5-3	Samford	L	11-6	Southern Illinois	L	4-2
Austin Peay	L	11-2	Samford	W	7-4	Jacksonville State	W	3-2	Samford	W	11-10	SIU Edwardsville	W	9-5
Arkansas State	L	3-2	Samford	L	8-6	Southern Illinois	L	7-2	Samford	W	7-6	SIU Edwardsville	W	9-2
Eastern Illinois	W	9-4	Austin Peay	L	7-4	Samford	W	4-0	Arkansas State	W	12-3	SIU Edwardsville	W	9-4
Eastern Illinois	W	7-2	Austin Peay	W	8-4	Samford	W	9-0	Austin Peay	L	6-5	Evansville	W	9-4
Eastern Illinois	W	5-3	Austin Peay	L	7-2	Samford	L	2-1	Austin Peay	L	7-6	Arkansas State	L	17-11
Southern Illinois	L	7-3	Kansas	L	6-0	Southern Illinois	W	9-7	Austin Peay	W	10-9	Austin Peay	W	12-9
Eastern Kentucky	L	3-2	Missouri	L	14-3	Austin Peay	L	4-2	Eastern Illinois	W	16-7	Austin Peay	L	9-5
Eastern Kentucky	L	12-11	Eastern Illinois	L	7-6	Austin Peay	L	4-0	Eastern Illinois	L	15-3	Austin Peay	W	13-3
Eastern Kentucky	L	3-1	Eastern Illinois	L	5-1	Austin Peay	W	16-14	Eastern Illinois	L	6-5	Eastern Illinois	L	8-7
Evansville	L	13-6	Eastern Illinois	W	4-3	Memphis	L	12-6	Eastern Kentucky	W	5-4	Eastern Illinois	L	8-7
Morehead State	W	8-7	Eastern Kentucky	W	11-2	Memphis	L	19-8	Eastern Kentucky	L	3-1	Eastern Kentucky	L	14-13
Morehead State	L	3-0	Eastern Kentucky	L	8-3	Eastern Illinois	W	10-5	Eastern Kentucky	W	8-7	Eastern Kentucky	W	12-2
Morehead State	W	16-4	Eastern Kentucky	L	6-5	Eastern Illinois	L	14-4	Central Arkansas	W	12-4	Eastern Kentucky	L	11-10
Tennessee Tech	W	20-10	Morehead State	L	7-4	Eastern Illinois	W	10-4	Central Arkansas	L	12-2	Morehead State	L	12-10
Tennessee Tech	W	10-1	Morehead State	L	4-0	Eastern Kentucky	W	1-0	Morehead State	L	10-8	Morehead State	L	10-3
Tennessee Tech	W	16-12	Morehead State	W	13-7	Eastern Kentucky	L	2-1	Morehead State	W	9-6	Morehead State	L	9-6
Missouri State	L	10-2	Saint Louis	W	7-6	Morehead State	W	4-3	Morehead State	L	13-12	OVC Tournament		
Missouri State	L	11-6	Tennessee Tech	W	10-5	Morehead State	W	3-2	OVC Tournament			Tennessee Tech	L	9-5
UT Martin	W	6-4	Tennessee Tech	L	9-5	Morehead State	L	9-8	Austin Peay	W	5-2	Morehead State	L	7-5
UT Martin	W	4-2	Tennessee Tech	W	21-10	Tennessee Tech	L	6-5	Jacksonville State	L	7-6	2010 (30-25)		
UT Martin	W	4-3	Tennessee Tech	W	21-10	Tennessee Tech	W	9-2	Tennessee Tech	W	8-4	Auburn	W	13-8
OVC Tournament			Eastern Illinois	W	7-6	Tennessee Tech	L	9-6	Jacksonville State	W	6-4	Auburn	L	9-8
Murray State	L	4-3	Samford	L	11-5	OVC Tournament			Eastern Illinois	L	7-4	Auburn	L	6-1
Morehead State	L	6-1	Austin Peay	W	10-9	Murray State	W	10-7	2009 (26-25)			IPFW	W	5-0
2006 (23-33)			Eastern Kentucky	L	14-10	Jacksonville State	L	15-2	Alabama	L	5-1	IPFW	W	3-2
Arkansas State	L	4-3	2007 (32-24)			Samford	L	5-1	Alabama	W	8-3	IPFW	W	6-5
McNeese State	W	8-1	Jackson State	W	7-4	2008 (26-26)			Alabama	W	8-4	Saint Louis	L	10-6
McNeese State	L	7-6	Jackson State	W	2-0	Ark. - Pine Bluff	L	4-2	Lyon	W	11-6	Michigan State	L	8-7
McNeese State	L	10-0	Jackson State	L	12-10	Ark. - Pine Bluff	W	13-2	Purdue	W	13-10	Mississippi State	L	3-2
Jackson State	W	7-5	South Dakota State	L	5-2	Ark. - Pine Bluff	W	15-3	Purdue	L	9-2	Mississippi State	L	10-7
Jackson State	W	8-7	South Dakota State	W	7-4	Northern Colorado	L	4-1	Saint Louis	W	6-5	Michigan State	L	9-0
Jackson State	W	9-6	South Dakota State	W	1-0	Northern Colorado	L	4-2	St. Catharine	L	11-9	Missouri State	W	12-11
Evansville	L	7-6	Cleveland State	W	3-1	Northern Colorado	L	7-3	Northern Iowa	L	3-1	North Dakota	W	15-4
Southeastern La.	L	8-0	Cleveland State	W	5-1	Northern Colorado	W	14-13	Northern Iowa	W	20-8	North Dakota	L	6-5
Indiana State	L	8-1	Arkansas State	L	6-5	Lyon	W	6-0	Northern Iowa	W	7-6	North Dakota	W	14-4
Indiana State	L	10-6	Saint Louis	W	5-2	Saint Louis	L	9-5	Northern Iowa	L	11-5	Freed-Hardeman	W	13-1
South Dakota State	W	5-1	Illinois State	L	8-5	Memphis	W	9-8	Northern Illinois	W	8-6	Valparaiso	W	17-4
South Dakota State	W	6-5	Illinois State	L	8-2	Memphis	W	6-5	Northern Illinois	W	15-5	Valparaiso	W	5-3

Year-by-Year Results

Year-by-Year Results

Valparaiso	W 8-7	Wright State	W 5-1	UALR	L 2-16	UALR	L 2-3
Saint Louis	W 8-4	Wright State	L 3-5	New Mexico State	L 1-9	UALR	W 4-3
Arkansas State	W 6-4	Saint Louis	L 8-14	New Mexico State	L 7-23	Belmont	W 1-0
Morehead State	W 23-10	Morehead State	W 3-2	New Mexico State	L 6-8	Belmont	L 6-11
Morehead State	L 12-11	Morehead State	L 4-14	Missouri State	L 1-8	Belmont	L 2-6
Morehead State	W 15-7	Mid-Continent	W 2-0	Austin Peay	L 5-8	Creighton	L 2-17
Eastern Kentucky	W 17-9	Eastern Kentucky	W 7-6	Austin Peay	L 2-5	Eastern Kentucky	W 8-6
Eastern Kentucky	W 7-4	Eastern Kentucky	W 13-6	Austin Peay	L 7-11	Eastern Kentucky	W 5-3
Eastern Kentucky	W 8-7	Eastern Kentucky	L 5-11	Arkansas State	L 5-10	Eastern Kentucky	L 1-7
Southern Illinois	L 16-11	Arkansas State	W 8-5	Eastern Illinois	L 1-5	Saint Louis	L 6-7
Tennessee Tech	W 11-9	Tennessee Tech	L 5-9	Eastern Illinois	W 12-5	Morehead State	L 2-4
Tennessee Tech	W 4-3	Tennessee Tech	L 4-5	Eastern Illinois	L 0-10	Morehead State	W 10-5
Tennessee Tech	L 12-8	Tennessee Tech	W 13-8	Mid-Continent	L 9-10	Morehead State	L 8-11
Arkansas State	L 9-6	Southern Illinois	W 14-8	Eastern Kentucky	L 1-9	Missouri State	L 4-11
UT Martin	L 12-4	Saint Louis	W 6-4	Eastern Kentucky	L 6-9	UT Martin	W 8-5
UT Martin	L 6-3	UT Martin	W 8-2	Eastern Kentucky	W 9-7	UT Martin	W 9-6
UT Martin	W 15-1	UT Martin	W 8-2	Southern Illinois	W 4-1	UT Martin	W 7-2
Southern Illinois	W 13-1	UT Martin	W 8-4	Morehead State	L 2-7	Arkansas State	L 8-9
Harris Stowe	W 10-2	Arkansas State	W 13-7	Morehead State	W 9-4	SIUE	L 0-4
Jacksonville State	W 10-5	Jacksonville State	W 9-8	Morehead State	L 14-16	SIUE	W 8-4
Jacksonville State	W 6-5	Jacksonville State	L 2-5	Arkansas State	W 5-3	SIUE	W 13-11
Central Arkansas	L 8-7	Southern Illinois	W 11-4	Tennessee Tech	W 9-6	Southern Illinois	L 3-25
Central Arkansas	W 13-11	Murray State	W 5-4	Tennessee Tech	L 3-8	Austin Peay	L 4-9
Murray State	L 5-3	Murray State	W 17-7	Tennessee Tech	W 3-1	Austin Peay	W 5-3
Murray State	L 13-9	Murray State	L 2-6	Southern Illinois	L 5-9	Austin Peay	W 14-8
Mid-Continent	W 16-12	Arkansas	L 0-10	UT Martin	L 4-5	Arkansas State	L 4-5
Nebraska	L 6-2	Arkansas	W 6-5	UT Martin	W 13-1	Eastern Illinois	L 2-4
Nebraska	L 20-6	Austin Peay	W 3-2	UT Martin	W 14-2	Eastern Illinois	W 25-6
Nebraska	L 10-3	Austin Peay	L 5-6	Saint Louis	L 0-4	Eastern Illinois	L 3-13
Austin Peay	L 8-4	Austin Peay	L 5-7	Jacksonville State	W 5-3	Southern Illinois	L 2-3
Austin Peay	W 2-1	Ole Miss	L 6-10	Jacksonville State	L 3-4	Jacksonville State	L 8-9
Austin Peay	W 10-3	Eastern Illinois	W 9-5	Jacksonville State	L 7-8	Jacksonville State	L 3-4
Eastern Illinois	L 7-5	Eastern Illinois	W 9-6	Murray State	W 7-1	Jacksonville State	L 2-5
Eastern Illinois	L 8-5	Eastern Illinois	W 8-7	Murray State	L 2-7	Missouri	W 9-7
Eastern Illinois	W 10-0	OVC Tournament		Murray State	W 9-8	Murray State	L 0-4
OVC Tournament		Jacksonville State	L 2-8	SIU Edwardsville	W 9-4	Murray State	L 4-5
Eastern Illinois	L 10-5	UT Martin	W 12-7	SIU Edwardsville	W 11-4	Murray State	W 7-4
Murray State	L 13-9	Tennessee Tech	W 6-1	SIU Edwardsville	L 7-24	Tennessee Tech	L 1-16
		Jacksonville State	L 12-15	OVC Tournament		Tennessee Tech	L 6-11
2011 (34-22)				Jacksonville State	W 4-1	Tennessee Tech	L 1-5
La.-Lafayette	W 4-2	2012 (23-36)		Austin Peay	W 4-3	Memphis	L 6-8
La.-Lafayette	W 9-1	Dallas Baptist	L 2-3	Eastern Illinois	L 6-7	Memphis	W 3-2
La.-Lafayette	L 2-4	Dallas Baptist	L 6-7	Austin Peay	L 6-10	Memphis	W 9-4
Harris-Stowe	W 3-0	Dallas Baptist	L 1-3			OVC Tournament	
Ball State	W 12-7	Harris-Stowe	W 8-6	Head Coach: Steve Bieser		Belmont	W 9-6
Ball State	L 2-6	IPFW	W 7-1	2013 (26-33)		Tennessee Tech	L 1-5
Ball State	W 22-8	IPFW	L 4-6	New Orleans	W 7-4	Belmont	W 2-1
Central Arkansas	W 6-5	IPFW	W 26-7	New Orleans	W 6-1	Eastern Kentucky	L 9-12
Central Arkansas	W 10-3	Hannibal-LaGrange	W 13-6	New Orleans	W 11-2		
Troy	L 0-9	Hannibal-LaGrange	W 6-5	Harris-Stowe	W 12-1		
Troy	L 1-2	Illinois State	L 3-11	Mid-Continent	W 9-1		
Troy	L 2-7	Illinois State	L 2-8	North Dakota State	L 2-7		
North Dakota	L 6-8	Illinois State	L 4-14	North Dakota State	L 6-9		
North Dakota	W 13-6	Saint Louis	L 11-22	North Dakota State	W 13-7		
North Dakota	W 15-0	Wright State	W 10-7	Saint Louis	L 4-8		
Missouri State	W 8-7	Wright State	L 0-2	Oral Roberts	L 1-3		
Missouri State	L 1-2	Wright State	L 5-6	Oral Roberts	L 3-4		
Wright State	L 5-6	UALR	W 10-7	Oral Roberts	W 6-5		



SOUTHEAST MISSOURI STATE UNIVERSITY

*Since joining NCAA Division I

*Since joining NCAA Division I			April 26, 2000	W	7-4	May 5, 1996	L	3-8	March 23, 2012	L	5-8	Central Arkansas		
			April 18, 2000	W	10-9	April 12, 1997	W	10-7	March 24, 2012	L	2-5	(5-3)		
Alabama			March 13, 2004	W	6-4	April 12, 1997	W	3-2	March 25, 2012	L	7-11	March 20, 2007	W	12-5
(4-7)			March 5, 2002	W	2-1	April 13, 1997	W	7-4	May 24, 2012	W	4-3	March 21, 2007	L	11-13
May 31, 2002	W	7-4	April 9, 2002	L	1-6	April 4, 1998	W	5-1	May 26, 2012	L	6-10	May 13, 2008	W	12-4
June 1, 2002	L	4-7	March 4, 2003	L	3-7	April 4, 1998	W	1-0	April 12, 2013	L	4-9	May 14, 2008	L	2-12
Feb. 22, 2003	W	8-7	April 15, 2003	W	7-6	April 5, 1998	W	6-3	April 13, 2013	W	5-3	April 27, 2010	L	7-8
Feb. 23, 2003	L	1-16	Feb. 25, 2004	W	12-9	April 2, 1999	L	2-7	April 14, 2013	W	14-8	April 28, 2010	W	13-11
Feb. 24, 2003	L	4-9	May 11, 2004	W	6-4	April 2, 1999	L	6-8				March 1, 2011	W	6-
March 12, 2004	L	1-10	March 29, 2005	L	0-9	May 19, 2000	W	19-0	Ball State			March 2, 2011	W	10-3
March 13, 2004	L	0-2	April 19, 2005	L	2-3	March 25, 2000	W	4-1	(2-1)					
March 14, 2004	L	0-20	Feb. 15, 2006	L	3-4	March 25, 2000	W	10-3	Feb. 25, 2011	W	12-7	Central Michigan		
Feb. 20, 2009	L	1-5	March 6, 2007	L	5-6	March 26, 2000	W	12-7	Feb. 26, 2011	L	2-6	(3-2)		
Feb. 21, 2009	W	8-3	April 9, 2008	L	3-8	May 16, 2001	L	4-9	Feb. 27, 2011	W	22-8	March 17, 2004	W	7-2
Feb. 22, 2009	W	8-4	April 22, 2008	W	12-3	April 28, 2001	W	1-0				March 17, 2004	W	7-5
			April 1, 2009	L	1-12	April 28, 2001	W	11-1				March 18, 2005	L	2-4
Arkansas			April 22, 2009	L	11-17	April 29, 2001	W	4-3	Belmont			March 19, 2005	W	4-3
(5-6)			March 24, 2010	W	6-4	April 27, 2002	W	14-9	(8-5)			March 20, 2005	L	3-5
April 12, 1995	L	6-10	April 14, 2010	L	6-9	April 28, 2002	W	6-2	April 28, 1999	L	8-12			
March 26, 1996	L	3-8	April 5, 2011	W	8-5	April 28, 2002	W	8-6	April 10, 1999	W	5-4	Central Oklahoma		
April 7, 1998	L	4-5	April 19, 2011	W	13-7	May 24, 2002	W	7-5	April 10, 1999	W	9-4	(1-0)		
Feb. 11, 2000	L	3-4	March 27, 2012	L	5-10	April 26, 2003	W	9-3	April 11, 1999	W	5-3	March 8, 2001	W	7-0
Feb. 12, 2000	L	1-3	April 17, 2012	W	5-3	April 26, 2003	L	2-4	April 1, 2000	L	1-3			
Feb. 13, 2000	W	8-7	April 2, 2013	L	8-9	April 27, 2003	W	8-6	April 1, 2000	L	0-1	Cleveland St.		
Feb. 28, 2001	W	7-0	April 16, 2013	L	4-5	May 22, 2003	W	4-0	March 21, 2001	W	3-1	(2-0)		
May 14, 2002	W	5-1	Auburn			April 17, 2004	L	4-15	March 21, 2001	W	11-10	March 3, 2007	W	3-1
May 15, 2002	W	5-4	(1-2)			April 17, 2004	L	2-3	March 8, 2013	W	1-1	March 4, 2007	W	5-1
May 3, 2011	L	0-10	Feb. 19, 2010	W	13-8	April 18, 2004	W	9-7	March 9, 2013	L	6-11			
May 4, 2011	W	6-5	Feb. 20, 2010	L	8-9	May 27, 2004	W	6-1	March 10, 2013	L	2-6	Columbus		
Arkansas-Pine Bluff			Feb. 21, 2010	L	1-6	April 16, 2005	W	6-4	May 22, 2013	W	9-6	(1-2)		
(5-1)						April 16, 2005	L	3-5	May 24, 2013	W	2-1	March 8, 1992	L	0-2
						April 17, 2005	L	2-11				March 8, 1992	W	4-2
March 16, 2007			Austin Peay			April 17, 2005	L	2-11	Bethel			March 9, 1992	L	2-10
March 17, 2007	W	8-3	(45-31)			April 22, 2006	L	4-7	(1-0)					
March 18, 2007	W	19-0	March 28, 1992	W	3-1	April 22, 2006	W	8-4	March 13, 2007	W	4-2	Creighton		
Feb. 22, 2008	L	2-4	March 28, 1992	L	6-7	April 23, 2006	L	2-7				(1-3)		
Feb. 23, 2008	W	13-2	March 29, 1992	L	11-13	May 26, 2006	W	10-9	Bradley			Feb. 20, 1999	W	3-2
Feb. 24, 2008	W	15-4	1993	L	4-6	April 21, 2007	L	0-4	(5-3)			Feb. 20, 1999	L	2-3
			1993	W	3-1	April 21, 2007	L	2-4				Feb. 21, 1999	L	1-11
Arkansas State			1993	W	6-5	April 22, 2007	W	16-14	Feb. 22, 1997	W	10-0	March 12, 2013	L	2-17
(14-21)			1993	W	2-1	April 26, 2008	L	5-6	Feb. 22, 1997	W	3-2			
Feb. 19, 1992	L	1-9	1993	W	1-0	April 26, 2008	L	6-7	Feb. 22, 1997	L	10-12	Culver Stockton		
April 9, 1992	W	11-7	April 23, 1994	L	6-7	April 27, 2008	W	10-9	Feb. 28, 1998	W	9-2	(3-0)		
1993	W	12-4	April 23, 1994	W	6-0	May 21, 2008	W	5-2	Feb. 28, 1998	W	2-1	March 16, 2002	W	13-5
1993	L	1-5	April 24, 1994	L	5-6	April 25, 2009	W	12-9	March 5, 2005	W	8-3	March 16, 2002	W	4-3
March 4, 1994	L	4-6	April 14, 1995	W	4-2	April 25, 2009	L	5-9	March 5, 2005	L	1-6	March 17, 2002	W	13-10
April 26, 1994	L	2-6	April 14, 1995	L	5-6	April 26, 2009	W	13-3	March 6, 2005	L	3-8			
April 4, 1995	L	5-9	April 15, 1995	W	4-1	May 15, 2010	L	4-8	Brescia					
April 9, 1996	L	7-9	April 15, 1995	W	4-1	May 15, 2010	W	2-1	(2-0)					
April 16, 1997	L	3-4	March 30, 1996	W	13-0	May 16, 2010	W	10-3	March 7, 2004	W	8-0			
March 3, 1999	L	2-4	March 30, 1996	W	9-4	May 14, 2011	L	5-6	March 7, 2004	W	6-0			
			March 31, 1996	L	1-7	May 14, 2011	W	3-2						
						May 14, 2011	L	5-7						

Records vs. Opponents

Dallas Baptist (0-3)			April 29, 2007	W	10-4	May 13, 2000	W	10-4	April 2, 2008	L	7-8	March 10, 2007	L	2-8	
			May 3, 2008	W	16-7	May 13, 2000	W	6-5	April 21, 2009	W	9-4	March 9, 2007	L	5-8	
Feb. 17, 2012	L	2-3	May 3, 2008	L	3-15	May 14, 2000	L	4-11				March 3, 2012	L	2-8	
Feb. 17, 2012	L	6-7	May 4, 2008	L	5-6	April 7, 2001	W	8-2	Florida A&M (1-0)			March 3, 2012	L	11-13	
Feb. 18, 2012	L	1-3	May 24, 2008	L	4-7	April 7, 2001	W	7-0				March 4, 2013	L	4-14	
			May 2, 2009	L	7-8	April 8, 2001	L	2-9	March 14, 1994	W	14-5				
Delaware State (1-0)			May 2, 2009	L	7-8	April 6, 2002	W	7-4				Indiana State (0-2)			
			May 21, 2010	L	5-8	April 6, 2002	W	2-0	Florida Atlantic (0-1)			March 3, 2006	L	1-8	
March 11, 1994	W	5-0	May 21, 2010	L	5-7	April 7, 2002	L	6-9				March 4, 2006	L	6-10	
			May 22, 2010	W	10-0	April 12, 2003	L	9-10	June 1, 2002	L	6-12				
Eastern Illinois (30-30)			May 26, 2010	L	5-10	April 12, 2003	W	15-5							
			May 20, 2011	W	9-6	April 13, 2003	L	5-8	Florida State (0-2)			Iowa (2-0)			
March 16, 1995	L	2-3	May 20, 2011	W	9-5	May 21, 2003	L	6-12							
March 17, 1995	W	10-4	May 21, 2011	W	8-7	May 2, 2004	L	4-11	March 12, 1994	L	3-15	March 23, 1994	W	4-2	
March 18, 1995	W	10-6	March 30, 2012	L	1-5	May 2, 2004	L	0-3	March 13, 1994	L	3-13	March 23, 1994	W	2-1	
April 5, 1997	W	11-10	March 31, 2012	W	12-5	May 28, 2004	W	9-7							
April 5, 1997	W	8-4	May 25, 2012	L	6-7	April 30, 2005	L	2-3							
April 6, 1997	W	6-5	April 1, 2012	L	0-10	May 1, 2005	L	1-3	Freed-Hardeman (5-0)			Iowa State (8-1)			
April 15, 1997	W	6-5	April 19, 2013	L	2-4	May 1, 2005	L	11-12	April 7, 2004	W	12-4	Feb. 21, 1998	W	10-2	
May 9, 1998	W	15-11	April 20, 2013	W	25-6	May 6, 2006	W	11-2	March 13, 2005	W	8-1	Feb. 21, 1998	W	7-0	
March 28, 1998	L	4-6	April 21, 2013	L	3-13	May 7, 2006	L	3-8	March 27, 2007	W	5-0	Feb. 22, 1998	L	5-6	
March 29, 1998	W	5-4	Eastern Kentucky (34-37)				May 7, 2006	L	5-6	March 28, 2007	W	27-16	Feb. 19, 2000	W	11-4
March 29, 1998	L	3-4					May 26, 2006	L	10-14	March 16, 2010	W	13-1	Feb. 20, 2000	W	4-0
March 27, 1999	W	7-2					May 6, 2007	W	1-0				Feb. 20, 2000	W	4-3
March 27, 1999	L	0-7	April 11, 1992	L	3-6	May 6, 2007	L	1-2	Georgia Tech (0-4)			Feb. 10, 2001	W	5-4	
March 28, 1999	W	5-2	April 12, 1992	W	9-0	May 10, 2008	W	5-4				Feb. 11, 2001	W	3-2	
March 18, 2000	L	1-2	April 12, 1992	L	4-8	May 11, 2008	L	1-3	May 22, 1998	L	5-14	Feb. 11, 2001	W	3-0	
March 18, 2000	W	16-7	1993	L	4-5	May 11, 2008	W	8-7	April 10, 1998	L	2-13				
May 17, 2001	L	1-2	1993	L	5-11	May 8, 2009	L	13-14	April 11, 1998	L	4-14	IPFW (5-1)			
May 12, 2001	W	6-2	April 30, 1994	W	3-0	May 9, 2009	W	12-2	April 11, 1998	L	5-6	Feb. 26, 2010	W	5-0	
May 12, 2001	L	7-9	April 30, 1994	L	2-6	May 10, 2009	L	10-11				Feb. 27, 2010	W	3-2	
May 13, 2001	L	5-12	May 1, 1994	L	6-10	April 2, 2010	W	17-9	Hannibal-LaGrange (2-0)			Feb. 28, 2010	W	6-5	
May 11, 2002	W	7-1	April 22, 1995	L	0-2	April 2, 2010	W	7-4	Feb. 28, 2012	W	13-6	Feb. 24, 2012	W	7-1	
May 11, 2002	W	9-2	April 22, 1995	W	9-4	April 3, 2010	W	8-7	Feb. 29, 2012	W	6-5	Feb. 25, 2012	L	4-6	
May 12, 2002	L	4-8	May 13, 1995	W	7-4	April 2, 2011	W	7-6				Feb. 26, 2012	W	26-7	
April 18, 2003	L	4-5	April 5, 1996	W	6-5	April 2, 2011	W	13-6	Harris-Stowe (5-0)			Jackson State (6-1)			
April 18, 2003	L	1-5	April 6, 1996	L	0-4	April 3, 2011	L	5-11	March 1, 2001	W	8-0	Feb. 23, 2001	W	13-4	
April 19, 2003	W	22-9	April 6, 1996	W	4-1	April 5, 2012	L	1-9	April 21, 2010	W	10-2	Feb. 25, 2006	W	7-5	
April 24, 2004	L	5-6	March 28, 1997	L	2-24	April 6, 2012	L	6-9	Feb. 22, 2011	W	2-0	Feb. 25, 2006	W	8-7	
April 25, 2004	W	4-3	March 28, 1997	L	2-3	April 7, 2012	W	9-7	Feb. 21, 2012	W	8-6	Feb. 26, 2006	W	9-5	
April 25, 2004	L	5-6	March 29, 1997	W	10-7	March 15, 2013	W	8-6	Feb. 19, 2013	W	12-1	Feb. 17, 2007	W	2-0	
May 26, 2004	L	9-18	May 8, 1998	W	12-8	March 16, 2013	W	5-3	Illinois State (1-8)			Feb. 17, 2007	W	7-4	
April 23, 2005	W	7-2	March 21, 1998	W	3-2	March 16, 2013	L	1-7	March 4, 1995	W	10-5	Feb. 18, 2007	L	10-12	
April 23, 2005	W	9-4	March 21, 1998	W	7-1	May 24, 2013	L	9-12	March 4, 1995	L	5-12				
April 24, 2005	W	5-3	March 22, 1998	L	4-8	Evansville (2-4)			March 5, 1995	L	6-13				
April 29, 2006	L	6-7	March 20, 1999	W	1-0				March 11, 2007	L	4-5				
April 29, 2006	L	1-5	March 20, 1999	W	11-4										
April 30, 2006	W	4-3	March 21, 1999	L	5-12	March 13, 2002	L	5-7							
May 24, 2006	W	7-6	May 20, 1999	L	6-13	April 10, 2002	W	15-5							
April 28, 2007	L	4-14	May 21, 1999	L	4-6	May 4, 2005	L	6-13							
April 28, 2007	W	10-4	May 19, 2000	W	15-5	March 1, 2006	L	6-7							



SOUTHEAST MISSOURI STATE UNIVERSITY

Jacksonville State (14-22)			Kansas State (1-0)			McNeese State (1-2)			Mid-Continent (3-1)			Mississippi (2-14)		
April 3, 2004	L	2-12	April 22, 2003	W	9-5	Feb. 17, 2006	W	8-1	May 5, 2010	W	16-12	March 13, 1997	L	6-7
April 3, 2004	W	10-3				Feb. 18, 2006	L	6-7	March 30, 2011	W	2-0	Feb. 13, 1998	L	4-7
April 4, 2004	L	14-15	Lincoln (MO) (2-0)			Feb. 19, 2006	L	0-10	April 3, 2012	L	9-10	Feb. 14, 1998	L	3-4
May 29, 2004	L	1-5							Feb. 20, 2013	W	9-1	Feb. 15, 1998	L	9-15
May 29, 2004	W	7-6	March 26, 2003	W	7-2	Memphis (20-21)			Mid-Eastern Shore (1-0)			Feb. 23, 1999	L	4-6
April 2, 2005	L	3-6	March 26, 2003	W	17-0	Feb. 22, 1992	L	8-12				Feb. 24, 1999	W	1-0
April 2, 2005	W	3-0				Feb. 23, 1992	L	3-11	March 11, 1994	W	4-3	March 3, 2000	L	1-5
April 3, 2005	L	7-8	Lipscomb (6-1)			1993	L	1-9				March 4, 2000	L	4-7
April 8, 2006	L	3-9				1993	L	1-4	Michigan State (0-2)			Feb. 17, 2001	L	0-1
April 8, 2006	W	8-6	March 20, 2001	L	2-3	Feb. 19, 1994	L	4-6				Feb. 18, 2001	L	3-14
April 9, 2006	L	7-21	March 20, 2001	W	7-1	April 19, 1994	W	2-1	March 5, 2010	L	7-8	Feb. 18, 2001	W	5-2
April 6, 2007	L	3-4	April 20, 2002	W	3-1	Feb. 18, 1995	W	13-6	March 7, 2010	L	0-9	March 2, 2004	L	1-8
April 6, 2007	W	5-3	March 18, 2003	W	6-5	Feb. 18, 1995	W	13-6				March 3, 2004	L	6-15
April 7, 2007	W	3-2	March 18, 2003	W	9-3	March 1, 1995	W	2-0	Middle Tennessee (12-20)			March 15, 2005	L	5-6
May 24, 2007	L	2-15	April 8, 2003	W	6-2	Feb. 17, 1996	L	7-15				March 16, 2005	L	0-3
April 12, 2008	L	6-16	April 8, 2003	W	5-2	April 8, 1996	W	4-2				May 17, 2011	L	6-10
April 12, 2008	L	3-4				April 17, 1996	L	6-7						
April 13, 2008	L	7-10	Long Island (0-1)			April 17, 1996	W	12-4	March 21, 1992	L	1-10	Mississippi State (0-4)		
May 22, 2008	L	6-7				April 23, 1997	L	3-5	March 21, 1992	W	1-0			
May 24, 2008	W	6-4	1993	L	4-8	April 23, 1997	W	3-0	1993	L	2-14	Feb. 25, 1997	L	3-13
April 4, 2009	W	18-4				Feb. 15, 1997	L	3-8	1993	W	2-1	Feb. 26, 1997	L	4-10
April 4, 2009	L	7-8	Louisiana-Lafayette (2-1)			Feb. 16, 1997	L	5-7	1993	L	1-2	March 5, 2010	L	7-10
April 5, 2009	W	7-4				March 12, 1998	W	7-0	1993	L	4-9	March 6, 2010	L	2-3
April 25, 2010	W	10-5	Feb. 18, 2011	W	4-2	Feb. 24, 1998	L	5-6	April 1, 1994	W	11-4			
April 25, 2010	W	6-5	Feb. 19, 2011	W	9-1	March 24, 1999	W	4-3	April 1, 1994	L	6-8	Missouri (8-20)		
April 22, 2011	L	2-5	Feb. 20, 2011	L	2-4	March 15, 2000	W	12-9	April 2, 1994	W	3-2			
April 22, 2011	W	9-8				Feb. 22, 2000	W	9-4	March 25, 1995	L	0-5	May 8, 1992	L	0-17
May 26, 2011	L	2-8	Louisville (1-0)			May 8, 2001	L	1-2	March 25, 1995	L	1-2	May 9, 1992	L	0-16
May 28, 2011	L	12-15				May 8, 2001	L	3-13	March 26, 1995	L	4-6	May 9, 1992	L	6-7
May 4, 2012	W	5-3	April 22, 1996	W	16-8	April 10, 2001	W	14-4	May 14, 1995	W	14-4	Feb. 23, 1995	W	5-4
May 5, 2012	L	3-4				April 11, 2001	L	5-13	May 15, 1995	L	5-6	March 20, 1995	L	1-11
May 6, 2012	L	7-8	Lyon (2-0)			March 8, 2002	L	1-9	May 16, 1995	L	4-6	March 19, 1996	L	7-8
May 23, 2012	W	4-1				March 9, 2002	W	7-4	April 27, 1996	W	6-3	April 2, 1996	L	2-7
April 26, 2013	L	8-9	March 10, 2008	W	6-0	March 10, 2002	W	11-3	April 27, 1996	L	2-12	April 30, 1997	L	2-4
April 28, 2013	L	2-5	Feb. 24, 2009	W	11-6	March 1, 2003	L	1-6	April 26, 1997	L	3-12	May 8, 1997	L	10-11
April 28, 2013	L	3-4				March 1, 2003	W	5-0	April 26, 1997	L	9-10	April 29, 1998	L	6-12
Kansas (0-7)			Martin Methodist (1-0)			March 2, 2003	L	6-14	April 27, 1997	L	6-12	April 14, 1998	L	8-11
Feb. 28, 1992	L	1-17				March 17, 2006	L	1-5	May 15, 1997	W	4-0	April 13, 1999	L	4-8
Feb. 29, 1992	L	3-14	Feb. 16, 2000	W	3-2	March 18, 2006	L	1-15	April 18, 1998	W	10-9	May 10, 2000	W	9-6
March 1, 1992	L	1-14				April 24, 2007	W	6-12	April 18, 1998	L	7-10	April 3, 2001	L	2-7
March 5, 1994	L	5-19	McKendree (3-0)			April 25, 2007	W	8-19	April 19, 1998	W	8-4	April 2, 2002	W	8-5
March 6, 1994	L	4-5				March 14, 2008	W	9-8	April 17, 1999	W	10-2	May 7, 2002	W	5-2
March 7, 1994	L	1-7	April 3, 1992	W	5-0	March 15, 2008	W	6-5	April 17, 1999	W	4-0	March 11, 2003	L	8-9
April 25, 2006	L	0-6	April 3, 1992	W	8-1	March 16, 2008	L	0-2	April 18, 1999	L	6-9	April 30, 2003	L	10-11
			April 1, 1998	W	13-1	May 16, 2013	L	6-9	May 20, 2000	L	4-11	May 19, 2004	L	11-12
						May 17, 2013	W	3-2	May 18, 2000	L	2-3	March 24, 2004	L	3-6
						May 18, 2013	W	9-4	April 8, 2000	W	3-2	April 6, 2005	W	8-5
									April 9, 2000	L	5-8	April 13, 2005	L	2-10
									April 16, 2003	L	9-11	March 29, 2006	W	3-2

Records vs. Opponents

Records vs. Opponents

April 12, 2006	W	9-5	March 10, 2010	W	12-11	May 9, 2003	W	11-4	March 15, 1997	W	3-2	May 4, 2013	L	4-5
April 26, 2006	L	3-14	March 15, 2011	W	8-7	May 11, 2003	L	5-7	March 16, 1997	L	8-9	May 5, 2013	W	7-4
April 3, 2007	L	3-16	March 16, 2011	L	1-2	May 8, 2004	W	10-5	March 7, 1998	W	9-5	Nebraska (0-3)		
April 4, 2007	L	5-9	March 20, 2012	L	1-8	May 8, 2004	W	3-1	March 7, 1998	W	19-0			
April 30, 2013	W	9-7	March 27, 2013	L	4-11	May 9, 2004	W	17-10	March 8, 1998	L	3-12			
Missouri Baptist (3-1)			Missouri Valley (2-0)			May 26, 2005	L	1-6	May 8, 1999	L	3-9	May 7, 2010	L	2-6
						May 7, 2005	L	0-3	May 8, 1999	W	8-5	May 8, 2010	L	6-20
						May 7, 2005	W	8-7	May 9, 1999	L	4-8	May 9, 2010	L	3-10
April 16, 1996	W	5-2	March 29, 2003	W	4-3	May 8, 2005	W	16-4	April 29, 2000	L	4-5	New Mexico State (0-3)		
March 4, 1997	L	2-4	March 29, 2003	W	5-0	May 13, 2006	L	4-7	April 29, 2000	W	4-1			
April 1, 1998	W	8-0	Morehead State (40-31)			May 13, 2006	L	0-4	April 30, 2000	L	3-9			
April 11, 2000	W	3-2				May 14, 2006	W	13-7	March 31, 2001	L	5-6	March 16, 2012	L	1-9
Missouri State (13-28)						May 12, 2007	W	4-3	March 31, 2001	W	3-2	March 17, 2012	L	7-23
			April 25, 1992	L	0-3	May 12, 2007	W	3-2	April 1, 2001	W	7-3	March 17, 2012	L	6-8
			April 25, 1992	W	1-0	May 13, 2007	L	8-9	March 29, 2002	W	7-2	New Orleans (3-0)		
April 22, 1992	L	1-6	April 26, 1992	W	2-0	May 16, 2008	W	9-6	March 30, 2002	L	4-8			
April 22, 1992	W	13-10	1993	L	4-16	May 16, 2008	L	8-10	March 30, 2002	W	6-5			
1993	L	4-5	1993	L	1-4	May 17, 2008	L	12-13	May 23, 2002	L	3-4	Feb. 15, 2013	W	7-4
1993	L	1-6	1993	L	3-4	May 15, 2009	L	10-12	May 16, 2003	W	13-8	Feb. 16, 2013	W	6-1
April 13, 1994	L	1-3	March 26, 1994	W	4-1	May 15, 2009	L	3-10	May 17, 2003	W	10-4	Feb. 17, 2013	W	11-2
April 13, 1994	L	1-5	March 26, 1994	W	9-7	May 16, 2009	L	6-9	May 17, 2003	W	6-0	Northeast Illinois (7-6)		
May 4, 1994	L	6-8	March 27, 1994	L	7-6	May 21, 2009	L	5-7	May 23, 2003	L	3-4			
May 4, 1994	L	0-7	May 6, 1995	W	4-3	March 27, 2010	W	23-10	March 27, 2004	W	6-2			
March 21, 1995	W	12-6	May 6, 1995	W	5-2	March 27, 2010	L	11-12	March 27, 2004	W	19-5	March 23, 1992	L	2-11
March 22, 1995	L	5-13	May 7, 1995	W	9-8	March 28, 2010	W	15-7	March 28, 2004	L	3-16	March 24, 1992	L	4-10
March 8, 1997	L	5-10	April 20, 1996	L	9-10	March 27, 2011	W	3-2	May 25, 2005	L	3-4	1993	L	1-3
March 9, 1997	L	1-4	April 20, 1996	W	14-10	March 27, 2011	L	4-14	March 25, 2005	W	15-10	1993	W	4-1
March 25, 1998	W	18-17	April 21, 1996	W	15-5	April 13, 2012	L	2-7	March 25, 2005	L	6-7	March 18, 1994	L	1-2
March 25, 1998	W	5-4	May 4, 1996	W	9-1	April 14, 2012	W	9-4	March 26, 2005	L	6-7	March 19, 1994	W	3-0
Feb. 27, 2000	W	11-6	May 5, 1996	L	0-4	April 15, 2012	L	14-16	April 1, 2006	W	1-0	March 19, 1994	L	10-12
Feb. 27, 2000	W	5-3	May 10, 1997	L	2-5	March 22, 2013	L	2-4	April 1, 2006	W	5-0	April 17, 1995	W	8-3
April 24, 2001	W	11-9	May 10, 1997	L	7-9	March 23, 2013	L	8-11	April 2, 2006	W	7-0	April 17, 1995	W	4-0
March 30, 1999	L	2-10	May 11, 1997	W	10-8	March 23, 2013	W	10-5	March 31, 2007	W	6-5	Feb. 24, 1996	L	4-5
March 30, 1999	L	1-8	May 2, 1998	L	1-2	Murray State (38-31)			May 23, 2007	W	10-7	Feb. 24, 1996	W	9-1
March 8, 2000	W	14-8	May 3, 1998	W	6-1				April 1, 2007	W	17-3	Feb. 25, 1996	W	16-15
April 3, 2001	L	2-7	May 3, 1998	L	3-4				April 1, 2007	L	5-6	Feb. 25, 1996	W	10-2
March 22, 2002	L	3-5	May 7, 1998	W	10-9	April 4, 1992	W	6-5	April 5, 2008	W	3-2	North Dakota (4-2)		
March 23, 2002	L	9-11	May 1, 1999	W	10-2	April 4, 1992	L	2-4	April 5, 2008	L	3-5			
March 24, 2002	L	3-9	May 1, 1999	W	12-2	April 5, 1992	W	12-1	April 6, 2008	W	9-8			
May 6, 2003	L	1-3	May 2, 1999	W	19-1	1993	L	2-4	April 10, 2009	L	2-25	March 13, 2010	W	15-4
May 7, 2003	L	5-11	April 21, 2000	W	11-1	1993	W	8-0	April 11, 2009	L	1-3	March 13, 2010	L	5-6
March 19, 2004	W	5-2	April 21, 2000	W	7-0	May 7, 1994	L	2-6	April 11, 2009	W	9-6	March 14, 2010	W	14-4
March 20, 2004	W	8-2	April 22, 2000	W	3-2	May 7, 1994	W	2-1	May 2, 2010	L	9-13	March 11, 2011	L	6-8
March 21, 2004	L	2-6	March 17, 2001	W	8-6	May 8, 1994	W	4-2	May 2, 2010	L	3-5	March 12, 2011	W	13-6
May 17, 2005	L	2-10	March 17, 2001	L	3-4	April 29, 1995	W	5-4	May 27, 2010	L	9-13	March 13, 2011	W	15-0
May 18, 2005	L	6-11	March 18, 2001	W	5-1	April 30, 1995	L	0-3	April 30, 2011	W	17-7			
March 22, 2006	L	2-5	May 18, 2002	W	9-3	April 30, 1995	W	7-3	April 30, 2011	W	5-4			
March 25, 2008	W	6-2	May 18, 2002	W	9-2	April 13, 1996	L	0-6	May 1, 2011	L	2-6			
March 26, 2008	L	6-7	May 19, 2002	L	10-16	April 13, 1996	W	6-4	May 11, 2012	W	7-1			
March 17, 2009	L	2-13	May 22, 2002	W	9-6	April 13, 1996	W	6-4	May 12, 2012	L	2-7			
March 17, 2009	L	2-13	May 22, 2002	W	9-6	April 14, 1996	W	12-1	May 12, 2012	L	2-7			
March 18, 2009	L	3-16	May 9, 2003	W	22-8	March 15, 1997	L	4-5	May 13, 2012	W	9-8			
									May 3, 2013	L	0-4			



SOUTHEAST MISSOURI STATE UNIVERSITY

North Dakota State (1-2)			Oklahoma St. (2-4)			April 13, 2004 L 4-6			South Alabama (2-5)			April 3, 2002 W 8-2		
Feb. 22, 2013	L	2-7	April 1, 1997	L	7-9	March 10, 2004	W	7-4	March 9, 1995	W	14-12	April 17, 2002	L	5-10
Feb. 23, 2013	L	6-9	April 2, 1997	L	5-10	March 2, 2005	W	8-3	March 9, 1995	L	3-5	April 2, 2003	W	7-5
Feb. 23, 2013	W	13-7	March 8, 2001	L	7-10	April 5, 2005	W	3-2	March 10, 1995	L	14-17	April 9, 2003	W	4-3
Northern Colorado (1-3)			April 23, 2002	W	5-3	May 16, 2006	W	7-6	March 4, 1996	L	0-10	April 21, 2004	L	6-9
Feb. 29, 2008	L	1-4	March 30, 2004	L	8-10	April 4, 2006	L	10-11	March 5, 1996	W	6-5	March 23, 2004	L	5-6
March 1, 2008	L	3-7	March 31, 2004	W	4-2	March 7, 2007	W	5-2	Feb. 24, 2001	L	1-2	March 10, 2005	W	7-2
March 1, 2008	L	2-4	Oral Roberts (4-4)			March 11, 2008	L	5-9	Feb. 25, 2001	L	1-6	April 27, 2005	L	3-7
March 2, 2008	W	14-13	April 4, 1995	L	5-8	March 3, 2009	W	6-5	South Dakota State (5-2)			April 5, 2006	W	13-11
Northern Illinois (6-1)			April 5, 1995	W	5-3	March 3, 2010	L	6-10	March 7, 2005	W	7-2	April 11, 2006	L	5-8
March 6, 1999	W	6-5	April 19, 1997	L	4-12	March 23, 2010	W	8-4	March 10, 2006	W	5-1	April 18, 2007	W	9-7
March 7, 1999	W	10-0	April 19, 1997	W	7-2	April 13, 2011	W	6-4	March 11, 2006	L	5-8	April 10, 2007	W	2-7
March 7, 1999	W	7-2	April 20, 1997	W	14-4	March 22, 2012	L	8-14	March 11, 2006	W	6-5	April 8, 2008	W	11-4
March 13, 2009	W	8-6	March 2, 2013	L	1-3	March 6, 2012	L	11-22	Feb. 23, 2007	L	2-5	April 15, 2008	L	4-5
March 14, 2009	W	11-10	March 3, 2013	W	6-5	May 1, 2012	L	0-4	Feb. 25, 2007	W	1-0	April 7, 2009	L	0-7
March 14, 2009	W	15-5	March 3, 2013	L	3-4	March 19, 2013	L	6-7	Feb. 25, 2007	W	7-4	April 14, 2009	L	2-4
March 15, 2009	L	10-17	Princeton University (0-1)			SIUE (7-3)			Southern (2-0)			April 6, 2010	L	11-16
Northern Iowa (5-6)			March 9, 2001	L	4-12	March 2, 1999	L	2-4	May 15, 1998	W	5-4	April 20, 2010	W	13-1
Feb. 25, 1995	W	9-7	Purdue (1-1)			April 17, 2009	W	9-5	May 16, 1998	W	10-3	April 12, 2011	W	14-8
Feb. 26, 1995	W	10-7	Feb. 27, 2009	W	13-10	April 18, 2009	W	9-2	Southeastern Louisiana (2-2)			April 26, 2011	W	11-4
March 2, 1997	W	3-2	Feb. 27, 2009	L	2-9	April 18, 2009	W	9-4	Feb. 25, 2005	W	2-5	April 10, 2012	W	4-1
March 2, 1997	L	1-4	Quincy (1-0)			May 17, 2012	W	9-4	Feb. 26, 2005	L	2-6	April 24, 2012	L	5-9
Feb. 27, 1999	L	12-13	March 14, 1992	W	9-1	May 18, 2012	W	11-4	Feb. 27, 2005	W	14-7	April 9, 2013	L	4-9
Feb. 28, 1999	L	9-12	Saint Louis (16-17)			May 19, 2012	L	7-24	March 3, 2006	L	0-8	April 23, 2013	L	2-3
Feb. 28, 1999	L	3-10	April 27, 1994	L	3-7	April 5, 2013	L	0-4	Southern Indiana (2-4)			April 29, 1992	L	11-13
March 6, 2009	L	1-3	April 20, 1995	L	2-3	April 6, 2013	W	8-4	April 29, 1992	L	7-11	1993	L	8-9
March 7, 2009	W	20-8	April 10, 1996	L	7-8	April 7, 2013	W	13-11	1993	L	0-3	March 20, 1994	W	6-5
March 7, 2009	W	7-6	March 25, 1997	W	19-8	Samford (9-8)			March 20, 1994	W	6-4	Southern Mississippi (3-6)		
March 8, 2009	L	5-11	April 10, 1997	L	3-9	April 9, 2004	W	7-5	Southern Illinois (23-17)			1993	W	3-2
Oklahoma (0-6)			April 21, 1998	L	5-8	April 9, 2004	W	9-1	May 6, 1992	W	6-5	1993	L	1-4
Feb. 15, 2002	L	4-5	March 24, 1998	W	13-3	April 10, 2004	W	12-8	1993	L	3-10	Feb. 25, 1994	L	5-13
Feb. 16, 2002	L	1-10	April 20, 1999	L	7-9	April 9, 2005	W	3-1	March 24, 1994	W	4-2	Feb. 26, 1994	L	4-12
Feb. 17, 2002	L	5-18	May 11, 1999	W	6-5	April 10, 2005	L	5-13	March 29, 1995	W	17-2	Feb. 27, 1994	W	9-8
Feb. 21, 2004	L	1-7	May 3, 2000	L	9-10	April 14, 2006	W	7-4	April 15, 1997	W	9-4	March 8, 1995	L	2-11
Feb. 21, 2004	L	5-11	April 12, 2000	L	4-5	April 15, 2006	L	5-6	March 4, 1998	W	11-5	March 7, 2003	W	9-2
Feb. 22, 2004	L	2-10	March 27, 2001	W	13-1	May 25, 2006	L	5-11	Feb. 25, 1998	L	7-9	March 8, 2003	L	5-7
			March 28, 2001	W	10-6	April 14, 2007	W	4-0	April 7, 1999	L	5-6	March 9, 2003	L	2-14
			March 26, 2002	W	9-2	April 15, 2007	L	1-2	April 21, 1999	L	11-14	South Florida (0-3)		
			April 30, 2002	W	5-4	April 15, 2007	L	1-5	April 19, 2000	W	19-17	1993	L	3-6
			March 12, 2003	W	9-4	May 25, 2007	L	1-5	April 5, 2000	W	8-6	1993	L	3-11
						April 19, 2008	W	11-10	April 18, 2001	W	19-1	1993	L	2-11
						April 19, 2008	L	6-11	April 4, 2001	W	11-5			
						April 20, 2008	W	7-6	April 4, 2001	W	11-5			

Records vs. Opponents

Records vs. Opponents

St. Catherine (0-1)	May 4, 2002	W	7-2	Tulane (1-5)	April 15, 2000	W	8-7	Vanderbilt (1-0)		
March 4, 2009	May 4, 2002	L	2-9	March 1, 1996	April 15, 2000	W	8-5	April 1, 2008	W	12-8
	May 5, 2002	W	12-6	March 2, 1996	April 16, 2000	W	16-0			
St. Joseph's (0-1)	May 24, 2002	W	9-2	March 3, 1996	March 12, 2000	W	13-4	Washington (1-0)		
1993	May 25, 2002	W	13-1	Feb. 11, 2005	March 12, 2000	W	6-0	April 26, 1995	W	10-2
	April 5, 2003	W	6-5	Feb. 12, 2005	April 13, 2001	W	7-0			
Tennessee State (6-0)	April 5, 2003	W	5-0	Feb. 12, 2005	April 13, 2001	W	18-9	Western Illinois (3-0)		
	May 15, 2004	W	5-3		April 15, 2001	L	6-8	March 11, 1996	W	3-1
	May 15, 2004	W	3-2		April 13, 2002	W	12-8	March 12, 1996	W	8-5
April 17, 1992	May 16, 2004	L	4-11	UALR (6-2)	April 13, 2002	W	16-3	March 12, 1996	W	18-3
April 17, 1992	May 14, 2005	W	10-1	Feb. 18, 1996	April 14, 2002	W	12-2			
April 18, 1992	May 14, 2005	W	20-10	April 29, 1997	May 3, 2003	W	9-1	Western Kentucky (1-2)		
1993	May 15, 2005	W	16-12	April 22, 1998	May 3, 2003	W	14-2	March 3, 1994	L	2-5
1993	May 19, 2006	L	5-9	April 6, 1999	May 4, 2003	W	20-5	Feb. 22, 1995	W	13-11
1993	May 19, 2006	W	10-5	March 13, 2012	May 21, 2004	W	12-4	March 27, 1995	L	4-10
1993	May 20, 2006	W	21-10	March 14, 2012	May 21, 2004	W	9-2			
	May 17, 2007	L	5-6	March 5, 2013	May 21, 2005	L	16-17			
	May 18, 2007	W	9-2	March 6, 2013	May 20, 2005	W	4-2			
Tennessee Tech (45-28)	May 19, 2007	L	6-9		May 20, 2005	W	6-4			
May 2, 1992	March 21, 2008	L	3-8	UMSL (0-2)	May 21, 2005	W	4-3			
May 2, 1992	March 21, 2008	W	16-3	April 3, 1996	March 25, 2006	L	1-2	Westminster College (1-0)		
May 3, 1992	March 22, 2008	W	7-8	March 17, 1999	March 25, 2006	L	2-3	March 22, 2000	W	15-1
1993	May 23, 2008	W	8-4		March 26, 2006	L	0-1			
1993	March 21, 2009	W	14-2	UT Martin (50-16-1)	March 24, 2007	W	7-5			
1993	March 21, 2009	W	4-3	Feb. 25, 1992	March 24, 2007	W	7-6			
April 9, 1994	March 22, 2009	W	7-4	1993	March 25, 2007	W	18-8			
April 9, 1994	May 20, 2009	L	5-9	1993	March 29, 2008	W	19-6			
April 1, 1995	April 10, 2010	W	4-3	1993	March 28, 2009	W	9-7			
April 1, 1995	April 10, 2010	W	11-9	1993	March 28, 2009	W	6-5			
April 2, 1995	April 11, 2010	L	8-12	1993	March 29, 2009	W	12-8			
March 16, 1996	April 9, 2011	L	4-5	1993	April 17, 2010	L	3-6			
March 16, 1996	April 9, 2011	L	5-9	1993	April 17, 2010	L	4-12			
March 17, 1996	April 10, 2011	W	13-8	1993	April 18, 2010	W	15-1			
March 22, 1997	May 27, 2011	W	6-1	1993	April 16, 2011	W	8-2			
March 22, 1997	April 20, 2012	W	9-6	1993	April 16, 2011	W	8-2			
March 23, 1997	April 21, 2012	L	3-8	1993	April 17, 2011	W	8-4			
May 16, 1997	April 22, 2012	W	3-1	1993	May 27, 2011	W	12-7			
May 19, 1997	May 10, 2013	L	1-16	1993	April 27, 2012	L	4-5			
May 19, 1997	May 11, 2013	L	6-11	1993	April 28, 2012	W	13-1			
March 14, 1998	May 12, 2013	L	1-5	1993	April 29, 2012	W	14-2			
March 14, 1998	May 23, 2013	L	1-5	1993	March 28, 2013	W	8-5			
March 15, 1998				1993	March 29, 2013	W	9-6			
May 15, 1999				1993	March 30, 2013	W	7-2			
May 15, 1999	Troy (0-3)			1993						
May 16, 1999	March 4, 2011	L	0-9	1993	Valparaiso (3-0)					
May 6, 2000	March 5, 2011	L	1-2	1993	March 19, 2010	W	17-4			
May 6, 2000	March 6, 2011	L	2-7	1993	March 19, 2010	W	5-3			
May 7, 2000				1993	March 20, 2010	W	8-7			
May 5, 2001				1993						
May 5, 2001				1993						
May 6, 2001				1993						



SOUTHEAST MISSOURI STATE UNIVERSITY

A

Abele, Joe.....1963-64
Abernathy, Ryan 2010
Abrams, Mike..... 1971
Adams 1968
Adamson, Michael.....2010-11
Alberter 1976
Allen, Shane2000-01
Alsdorf, Jamie..... 1995
Alsup 1966
Alvarez, Tim2002-03
Amick, Mark1973-76
Anderson, Jack..... 1960
Apprill, Greg 1981,83
Arft, George1960-61
Ashton, Cody 1985
Auer, Ron1971-72

B

Bading, Fred 1977
Bahr, Ray1963-65
Bailey.....1993-94
Baker, Doug.....1990-91
Baker, Randy1977-80
Baldwin, Matt.....2001-02
Bann, John..... 1972
Barklage, Gary 1981
Barnes, Larry1961-62
Barnes, Ryan.... 2012-present
Barnett, Tim 1991
Basta, Ed1976-78
Basta, Larry1978-79
Bauman, Terry 1967
Bazzell, Terry..... 1973-75,77
Beatty, Brad 2001
Beaudean, Joel 1964-67
Bebej, Jeff.....1994-97
Beever, James 2000,02-03
Below, Jason.....1993-94
Bernard, Lacey.....1978-81
Berry, Dan1998-99
Bieser, Cole..... 2010-present
Bieser, Steve.....1988-89
Black..... 1959
Blair, Shane..... 2012
Blankenship, Bob.....1973-74

Blemker, Zac.....2007-08
Blum, Jason 2011-present
Blum, Kris1992-95
Boeller, Kirk.....2009-11
Boeller, Keith.....1980-83
Boever, Jim1969-71
Bogenpohl, Chad.....1998-99
Boggetto, Brandon 2013-pres.
Bohnert, Jeff1985-86
Bonilla Jr., Clement1999-02
Booth, Carl..... 1996
Borders, Chad.....1991-93,95
Borowiak, Zach2000-03
Bourbon, Jeff.....1998-01
Boxwell, Tyler 2013
Boyer, Ron 1960
Boyett, Jeff 1991
Bracamonte, Ernie.....2004-05
Bradford, Kieran 2008
Brady, Mike1968-69
Branstetter, Ryan 1997
Brechtlein, Tom 1981
Breuer, Tom1993-96
Brewer, Kirby.....1986-88
Brown 1969
Brown, Darryl..... 1986
Brucker, Kevin1984-85
Brunderman, Rich1964-67
Brune, Greg.....1965-68
Buck, Justin.....1996-97
Buckner, Jason 1996
Budt, Greg.....1999
Buechting, Don1975-78
Bumpus, Brad 2003
Bunton, Bob1979-82
Bunton, Ted.....1989-92
Burgess, Ky2010-2011
Burgess, Larry.....1983-85
Burkis, Ryan1992-94
Burlison, Ron..... 1970
Burton, David..... 1986
Burridge, Alex... 2012-present
Busiek, Rob 1988

C

Campbell, Kody.....2009-12
Campbell, Keith1978-80
Cantanzaro, Phil.....1960-61
Carter, Matt.....2004-07

Cashion, Jim 1960,62
Casson, Augie 2000
Catanzaro, Phil.....1962-63
Chastain, Rick1977-78
Cheo, Ryan 2002
Chiaventone, Pat 1977
Christian, Justin..... 2003
Clark, Bob2012-13
Clark, Shawn1995-96
Clayton, Bill 2003,05
Clayton, James2004-06
Clayton, James 1968
Clayton, John.....1990-91
Cobb, Skylar 2013-present
Coker, David..... 1969
Cole, Lindell..... 1960
Collier, Lamonte.....1996-97
Collins, Skip1968-70
Collins, Ar 1971
Colucci, Bobby 2010
Colyer 1964
Congwer, Tony 1983
Cooper, Shawn 1992
Craft, Lance.....1996-97
Crafton, Bill.....1961-62
Creamer, Jeff..... 1982
Creech, Dennis1961-63
Criscione, Bill1975-78
Cronister..... 1959
Crosnoe, Rex1993-95
Crosnoe, Cory1988-89
Cummings, Tyrell2008-09
Cunningham, Heath..... 1992
Curran, Rusty 1996

D

D'Amico, Paul1978-81
Daily, Rick 1983
Dambach, Greg2007,09-10
Dambach, Grant.....1974-77
Dambach, Mike1972-74
Dameworth, Bruce 1975
Dannenmueller, Dan ..1990-93
Davenport, Bonnie1960-62
David..... 1973
Davidson, Andy2000-02
Davie 1965
Davis, Grant 2012
Deal, Russ.....1979-82

Deason, Kendall 2009
Debrock, Lanson1997-00
DeFere, Dean1987-89
Detring, Ken.....1973-74
Dicus, Jon2010-11
Diel, Bill 1989
Dinkelman, Ryan..... 2003
Dirnberger, Blake..... 2009
Doehring, Jim.....1960-63
Doerr, Merl..... 1985
Doerr, Mark.....1976-77
Dohogne, Rick.....1978-80
Draves, Rob 1982
Drury, Mark.....1969-72
Duncan, Dave.....1991-92
Dunn, Keith 1967
Durso, Marc 1975
Dyson, Ken..... 1961

E

Edwards, Jim1988-91
Edwards, Tim1989-91
Eftink, Mick.....1979-82
Eftink, Josh..... 2002
Eiler, Terry.....1966-67
Eisenbach, Rick1975-78
Elfrank, Steve1971-74
Elfrink, Brad.....1987-89
Epley1993-94
Erlacker, Jim1971-73
Erleben, Gary1965-66
Evbanks, Glenn1987
Evans, Clayton.. 2013-present
Evans, Joey..... 2005
Evans, Jim..... 1980
Evans, Victor 1960

F

Fahringer, Mick 1978
Faircloth, Eric..... 1986
Fangman, Aaron2003-04
Felling, Michael..... 2011
Fernandez, Andres..... 2004
Fields, W..... 1961
Files, Brad..... 1983
Fitch, Mike..... 2004
Fitzpatrick 1994

All-Time Roster

Fisher, Nolan2012-present

Forsyth, Ryan.....2003-05
 Forsythe.....1959
 Frakes, Bill.....1984
 Frazier, Mark.....2001-02
 Fritsche, Tom.....1979-80
 Fuller, Donnie.....2002-03
 Fulte, Tim.....1991-92
 Funkhauser, Bill.....1959-60

G

Gabbard, Ron.....1969
 Gaebler, Kenny.....1998-00
 Garner, Kurt.....2004
 Garner, Nick.....1985
 Garrow, Steve.....1978-81
 Gentry, Mike.....1971
 Gerwitz, Jim.....1996-97
 Gibson, Chris.....2005-06
Gibson, Derek ..2010-present
 Giegling, Jim.....1987
 Gilbert, Gary.....2003-04
 Glastetter, Jim.....1964-67
 Glenzy, Gary.....1962
 Goetz.....1977
 Goforth, Chuck.....1982-83
 Gongwer, Tony.....1984-86
 Goodman, Steve.....1996-97
 Govek, Ryan.....2002
 Graham, Darryl.....2006-07
 Greaser, Brian.....1990
 Grim, Jon.....1986-88
 Gronowski, Dave.....1980-81
 Gross, David.....1977-80
 Gross, M.....1961
 Gumieny, Kyle.....2009-10
 Gunnels, Brian.....1996
 Guthrie, Brian.....1984-85

H

Hachman, Ralph.....1965-68
 Hagedorn, Bob.....1960-61
 Haines, Talley.....1996-97
 Hajek, Gerald.....1962
 Halter, Tim.....1970
 Hammers, Jim.....1977-78
 Hanne, Troy.....1990

Hansford, Wade.....2003-04
 Hantack, Richard.....1959-60
 Harmon.....1959
 Harmon, Robert.....1990
 Harness, Corey.....2008-11
 Harness, Harlard.....1978-79
 Harper, Brian.....1986-88
 Harris, Donta.....1992-95
 Harris, Nick.....2007-11
 Harshbarger.....1959
 Haseltine, Louie.....2008-2011
 Hastings, Trae.....1975-78
 Hatton, Vern.....2001-02
 Haunschild, Frank.....1965-66
 Hawkins, Dave 1959-60,62-63
 Hayden, Derek.....2007
 Hearne, Gary.....1965-66
 Hemmer, Lance.....1982-84
 Hempen, Hal.....1986-87
 Hendrain, Adam.....2010
 Hendrix, Greg.....2009
 Heon, Taylor.....2010-2012
 Herbig, Derek.....2004-06
 Herring.....1964
 Heuring, Darrell.....1990
 Heuring, Keith.....1996
 Heuvelman, Arnie.....1982-85
Hewitt, Dalton .2011-present
 Hibbard, James.....2006
 Hicks, Mike.....1989
 Hilz, Jeffrey.....2000-01
 Hobbs, Ted.....1979-80
 Hoehner, Brad.....1996-99
 Hoffman, Craig.....1983-86
 Hoffman, Eric.....2001-04
 Hogan, Mark.....1976
 Holdinghaus, Dave.....1972-74
 Holdner, John.....1961-63
 Holland, Matt.....2007
 Holland, Dennis.....1961
 Hollrah, Scott.....1991-92
 Holtzman.....1966
 Hopkins, Brian.....2001-03
 Hopper, Scott.....1994-96
 Horace, Scott.....1989-90
 Horstman, Eric.....2004-05
 Hosick, Steve.....1977
 Hotfelder, John.....1968-70
 Howe, Mike.....1972-74
 Huesgen, Dan.....1997-00
Hull, Christian .2011-present

Hull, Matthew.....1998
 Hunt, Jeff.....1976-77
 Hurst, Bobby.....2012-13

I

Ivie, Mike.....1981-84

J

James, Rolland.....1967-70
 Janet, Chris.....1981-84
 Jarvis, John.....1991-92
 Jenkins, Bo.....2004-05
 Jensen, Jeff.....1984
 Jett, Jim.....1964
 Jett, Jim.....1967-68
 Johnson, Andrew.....2005-06
 Johnson, Bob.....1979
 Johnson, Jeremy.....1997-00
 Jolly, Charles.....1971-72
 Jones, Casey.....2010-11
 Jones, Tony.....1985-86
 Jorgenson.....1959
 Jorn, Dave.....1975-76
 Jungers, Bill.....1963-65

K

Kelam, Ron.....1972-73
 Kell, Jamie.....1984
 Kemper, Jake.....2008
 Kendall, Ryan.....2012-13
 Kern, Robert.....1998-99
 Kesterson, Al.....1964, 66-67
 Kill, Trevor.....2012-13
 Kimbelin, Keith.....1986-87
 King, Floyd.....1963-66
 King, Jim.....1970-71
 King, Jeremy.....2001
 Kinsolving, Darin.....1997-00
 Kintz, Jeff.....1982,84
 Kitchen, Paul.....1967
 Kitchen, Terry.....1971-74
 Kitrell, Mike.....1986
 Klein, Corey.....2003
 Kline, Terry.....1966-67

Klocke, Jim.....2007-10
 Koch, Don.....1961
 Kolons, Brett.....2009
 Korando, Tony.....1975-76
 Kornfeld, Kevin.....1978
 Kosciulek, Keith.....1983
 Kress, Steve.....1991-92
 Kuehler, Dan.....1969-70
 Kuehn, Ralph.....1975-77
 Kuhl.....1964
 Kumer, Kerry.....1987
 Kurt, Bryan.....2004-05
 Kurtz, David.....2002
 Kutmas, Chad.....1995

L

LaBruyere, Brad.....2008-11
 Ladd, Skler.....2012
 Landgraf, Jeff.....1970-73
 Landgren, Allan.....1998-99
 Lane, Marty.....1998-99
 Lang, Bob.....1962
 Larsen, Tim.....1998
Lack, Andy2012-present
 Lawson, Brent.....2004-07
 Lawson, David.....2002-03
 Layton, Aaron.....1990-93
 Lee, Tom.....1962
 Leigh, James.....2007-09
 Leonard, Jim.....1966-68
Lennington, Andy.2011-pres.
 Lewallen, Ronnie.....2000
 Lewis, Jon.....1997
 Lipe, Edward.....1972
 Lochmann.....1993-94
 Loflin, Jim.....1988-89
 Lohr.....1959
 Long, Darrell.....1967-70
 Long, Jim.....1969-70
 Lopez, Freddy.....2004-05
 Lowe, Steve.....1998-99
 Luer, Jeff.....1987
 Lummus, Lee.....1986-89
 Lunski, Greg.....2001
 Lynch, Paul.....1989-90
 Lynn, Dylan.....2012-13



SOUTHEAST MISSOURI STATE UNIVERSITY

M

Mabrey 1959
Mabury 1959
Mahan, Bill 1961
Mahon, Logan 2010-11
Malchow, Bruce 1961-62
Malham, Brennan 2010-11
Maloney 1993-94
Maloney, Scott 1981-85
Mann 1968
Manning, Josh 2008
Marino, Charlie 1998-00
Marschel, Larry 1990-91
Massie, Stephen 2009-10
Mather, John 1988-89
Maupin, Anthony 2004-06
McAlister, Jamie 2005-06
McCann, Jeff 1983-84
McClanahan 1959
McClanahan, Sean 1989
McClarty, Pat 1974
McConnell, Britt 1986-90
McDonald, Tristen 2001-03
McGuire, Nathan 1998
McLain, Gary 1982
McMahon 1993-94
McSpadden, Galen 1971-74
McVay, Charles 1960,63
Meade, Josh 2013
Meier, Dale 1961-64
Mercado, Chad 2006-07
Metz, Don 1967-70
Meyer, Kevin 1999-00
Meystedt, Kermit 1964-67
Michel, David 1995-97
Mikrut, Tyler 2013
Miller 1959
Miller, Blake 1978-81
Miller, Brad 1987
Miller, Larry 1966-68
Miller, Mike 1995-97
Miller, Tom 1988
Miller, Tim 1991
Mills 1959
Mitchell, John 1985
Mitchell, Michael 2000-01
Mitts 1993-94
Mize, John 1975

Moeglin, Brian 1991-94
Moehrs, Clay 1988-91
Mohar, Bill 1962
Monahan, Pat 1965
Montgomery, Jim 1978-79,81
Montiel, Frankie 2004-05
Moore, Robby 2006-07
Morgan, Scott 1979,81-82
Morgan, Bruce 1975-76
Morris 1968
Morris, Jeff 1983-84
Morrow 1959
Moses, Trenton 2008-12
Mosley, Steve 1964-65
Moulton, Seth 2003
Muegge, Ken 1982
Mueller, Don 1962
Muench, Doug 1985-86
Munsell, Mark 1992
Murphy, Dan 1978

N

Nagel, Blane 1975
Nails, Ivan 2007-08
Neal, Kyle 2001
Nebel, Steve 1974
Newcomb, Keith 1963-65
Nicholas, Brice 2000-02
Nichols, Gary 1959-60
Noll, Brady 2004-05
Noon, Jim 1974-75
Nourie, Jon 2003-04

O

O'Connor, Gerald 1959-60
O'Mara, Tom 1961
Olson, Levi 2005-06
Osburn, Ted 1979-80

P

Padilla, Omar 2006-07
Palmer, Dave 1981-82
Parham, Josh 2005-07
Parker, Bryan 1975-76
Parks, Jim 1987-91

Parmley, Kenton 2009-12
Paskus, John 1972-73
Patman, Michael 2012-13
Patterson, Dan 1984-86
Patterson, Dennis 1972
Payne, Jordan 2005-06
Payne, Jerry 1966-67,72
Payne, Jim 1965-66
Payne, Mike 1969-72
Pecaut, Ricky 1987-88
Pehle, Todd 1994-97
Pehle, Troy 1994-97
Pelsma, Dennie 1967-69
Pemberton, Shawn 1996-97
Pennington, Todd 1999-01
Pepper, Brian 1997
Peterson, Jack 1960
Pfingsten, Dan 1995-96
Phillips 1994
Phillips, Derrick 1985
Pierce, Rhett 1992-93
Pilcher, Joey 2003-04
Pilla, Dave 1976
Plassmeyer, Ken 1959-62
Poinsett 1959
Poole, Ryan 2008-09
Portell, Mike 1965,67
Potts, Randy 1984-85
Potts, Craig 1974
Powell, Charlie 1972-73
Poynor, Bill 1980
Pritchett, Dustin 2005-07
Prickett, Ryan 2011-12
Probst, Ron 1960
Proctor, Dave 1971
Prothro, Lawrence 1985
Pruneau, Scott 1990-93
Purcell, Brad 2001-02

Q

Qualls, Bruce 1982-85

R

Radetick, Joe 1984-86
Raley, Mike 1972-75
Range, Dale 1981
Rave, Aaron 2006

Reeder 1970
Reid, Bill 1966-67
Reid, Bob 1959
Reid, John 1959-61
Reinagel, Jeff 1981-83
Reinagel, Kenny 1982-84
Reinagel, Scott 2002-03
Reinagel, Tom 1971-72
Renfrow, Dustin 2007-08
Reuss, Jim 1962-64
Rhodes, Lance 2007-08
Rhodes, Larry 1962-65
Richards, Kent 1982
Riddle, Lee 1963
Riley, Phillip 2006-07
Ripp, Jacob 2011
Risch, Scott 1981
Rives 1993-94
Rizzuto 1969-70
Roberts, Mike 1980
Robins, Randall 1974-75
Robinson, Kerry 1993-95
Robinson, Mike 2001
Rodriguez, Daniel 1998-99
Rogers, Bryan 1992-93
Roll, Lee 1969
Rosburg, Paul 1981-82
Rosener, Sam 2007-08
Rothweil, Larry 1994-95
Rouse, Quentin 2005-06
Ruff, Kenneth 1984
Rupp, Tim 2010-11
Russell, Brett 2010-11

S

Salazar, John 2009-10
Samples, Mike 1977-79
Sandheinric, Kelly 1986-87
Saulter, Jim 1975
Schaefer, Brian 1993-95
Schatzley, Bill 1977-79
Scheidt 1964
Schiller, Don 1965-67
Schiltz, Danny 1999
Schlegel, Andy 1996
Schlick 1974
Schmidt, Steve 1987
Schmidt, Lynn 1977-78
Schneider, Gary 1975

All-Time Roster

Schreck, Chris 1987
 Schreiber, David 1991
 Schuembaur, Carl 1974
 Schuh, Daniel 2006-09
 Schulman, Jeff 1992-94
 Schulte, Joe 1984-85
 Schumacher 1968
 Schwartz, Dan 1979-80
 Schwent, Gary 1969-70
 Schwieso, Brian 1986
 Sconce 1994
 Seabaugh, Don 1983
 Sehnert, Ryan 2003
 Selby, Tim 1995
 Self, Brent 2002
 Shadowens, Chris 1986
 Shah, Asif 2006-07
 Shannon, Dennis 1970
 Shasserre, Dan 1966-67
 Sheffer, Marc 1998
 Shelton, Steve 1973-75
 Sheridan, Andy 2002
 Shearrow, Luke 2013
 Sherry 1968
 Sherry, Adam 2002
 Shifferdecker, Rod 1990
 Short, Paul 1987-88
 Shy, Dan 1988-89
 Shylanski, Todd 1991-92
 Siboda, Dave 1996-97
Siddle, Alex 2013-present
 Siebert, Scott 1987-90
 Sigler, Brian 1990-92
 Simmons, Brad 2001-02
 Simmons, Mark 1985
 Simmons, Shae 2010-12
 Singleton, Raleigh 1963
 Skakalski, Stan 2003-04
 Slattey, Blake 2008-11
 Smiley, Butch 1976
 Smith, Brad 2003-05
 Smith, Brandon 1999-02
 Smith, Darrick 1983-86
 Smith, Tim 1975-76
 Smith, Zack 2012-13
 Sommerkamp, David 1998
 Sorth, Larry 1961
Spanberger, Cody..2012-pres.
 Spencer, Tony 2008-09
 Spies, George 1969-71
 Spille, Ryan 1998-99

Spitzfaden, Will 2012-13
 Stahl, Barry 1973
 Stambush, Archie 1999-00
 Steffens, Jeff 1987-90
 Steighorst, Mark 1972
 Steimle, Doug 1965-67
 Steinmetz, Rich 1981-83
 Stephens, Andy 2008-09
 Steward, Lon 1985-86
 Steward, Malik 2012
 Still, Steven 2012-13
 Stoll, Isaac 2007
 Strahlendorf, Todd 2008-09
 Stroud, Dan 1981-83
 Stucker, Gary 1987-88
 Stuckey, Denver 2000-03
 Suedekum, Jerry 1963-65
 Sullivan, Robin 1975
 Sullivan, Scott 1997-98
 Swartz, Mike 1976
 Swearingen, Jason 1995-98
 Swift, Bob 1963-64
 Swift, Dick 1963-64
 Syberg, Josh 2007-2011

T
 Tabata, Osamu 1989-91
 Taylor, Michael 006-07
 Teel, Marvin 1962
Tellor, Matt 2013-present
 Theodorakos, Jason 2003-04
 Thomas, Nick 2010-11
 Thomas, Scott 1990-91
 Thomas, Tommy 2000-01
 Thomas, Tyler 2013
 Thompson, Jay 1979-80
 Thorgmorton, Dick 1960
 Thornsberry, James 1968-71
 Tierney, Jesse 2009-12
 Tripp, Shawn 1992-93
 Turk, Jim 1961-64
 Turner, Dewight 1963

U
 Ulmer, Pete 1965-68
 Underwood, Jordan 2010-11

V
 Valek, Eddie 1993-95
 Vardell, Vrah 1959-60
 Varone, Bill 1962
 Vaughn, Steve 1965-68
 Via 1969
 Vickery, Charlie 1973-74
 Vieth 1977
 Viviano, George 1961
 Voss, Ron 1962-63

W
 Wadlington, Gary..1962-63,65
 Wadlington, Scott 1980
 Wagner, Matt 2007-09
 Wahl, Fred 1972,74-75
 Wallace, Ron 1968-71
 Wallut, Rich 1982
 Warren, Phil 1997-00
 Warren, Lee 1973-74
 Weber, Matt 1992
 Weiler, Jeff 1995
 Wells, Rob 1995
 Wengert, Alan 1982-84
 Wengert, Gary 1973-74
 Wente, Jacob 2010-11
 West, Chris 2005
 West, Josh 2002
 Wheeler, Justin 2008-09
 Wiese, Andrew 2007-09
 Wieser, Dan 1975-77
 Wieser, Mike 1976
 Wieser, Rick 1975-76
 Wieter, Alan 1990-92
 Williams, Greg 1969
 Williams, Hank Jr. 2012-13
 Williams, Joe 1977-80
 Williams, Ray 1969-70
 Williams, Steve 1981-84
 Wilson, Jon 1971-72
 Winder, Mark 1988
Winkelman, Alex..2013-pres.
 Winkler, Bob 1967
 Wise, Trent 2010-11
 Wittenborn, Mark 2003-04
 Wollis, Keith 2004-05

Wolsey, Jerry 1998-99
 Wood, Brent 1980-83
 Wright, John 1971
 Wulfers, Matt 2007-08

Y
 Yount, Kyle 1996-99
 Yount, Steve 1970-73

Z
 Zalders 1975
 Zaricore, Mike 1967-68
 Zerrusen, Tony 2012-13
Zink, John Logan...2012-pres
 Zoellner, Rich 1986-88
 Zollner, Sean 2004-08



SOUTHEAST MISSOURI STATE UNIVERSITY

First-Team All-OVC

1992 Todd Shylanski, C
1993 Rex Crosnoe, C
Scott Pruneau, UT
1994 Rex Crosnoe, C
1995 Tom Bruer, 3B
Rex Crosnoe, C
David Michel, P
Troy Pehle, P
Kerry Robinson, OF
1996 Tom Bruer, UT
1997 LaMonte Collier, OF
1998 Ryan Spille, P
1999 Jeremy Johnson, OF
Ryan Spille, P
2000 Lanson Debrock, P
Jeffrey Hilz, P
Jeremy Johnson, OF
Darin Kinsolving, 1B
Charlie Marino, OF
2001 Clemente Bonilla, 2B
Zach Borowiak, SS
Jeff Bourbon, C
2002 Vern Hatton, OF
Brad Purcell, P
Denver Stuckey, 3B
2003 Tim Alvarez, P
Justin Christian, 2B
Brian Hopkins, OF
2004 Brad Smith, P
2005 Eric Horstman, 3B
2006 Levi Olson, C
Omar Padilla, 2B
2007 Asif Shah, UT
2008 Tyrell Cummings, OF
Jim Klocke, C
Matt Wagner, 1B
2009 Jim Klocke, C

Tyrell Cummings, OF
2010 Jim Klocke, C
Casey Jones, UT
Shae Simmons, RP
2011 Trenton Moses, 3B
Michael Adamson, OF
2012 Derek Gibson, OF
Trenton Moses, 3B

Second-Team All-OVC

1992 Rhett Pierce, OF
1993 Darrell Dannenmueller, P
Kerry Robinson, OF
1994 Mat Mitts, P
Sherron Rives, SS
Brian Schaeffer, OF
1995 Brian Schaeffer, OF
1996 LaMonte Collier, OF
Rusty Curran, SS
1997 Mike Miller, UT
1998 Steve Lowe, SS
Charlie Marino, OF
Jason Swearingen, P
Kyle Yount, 2B
1999 Dan Huesgen, P
2000 Kevin Meyer, OF
2002 Tim Alvarez, P
Clemente Bonilla, 2B
Zach Borowiak, SS
Tristen McDonald, C
Brandon Smith, P
2003 Zach Borowiak, SS
Tristen McDonald, C
Denver Stuckey, 3B
2004 Eric Horstman, IF
Frank Montiel, OF
2007 Dustin Renfrow, P
2009 Louie Haseltine, DH

2010 Kenton Parmley, SS
Louie Haseltine, OF
Michael Adamson, OF
Kyle Guimeny, P
2011 Jordan Underwood, P
Logan Mahon, P
2012 Kenton Parmley, SS
Shae Simmons, P

Honorable Mention

1994 Richie Pierce, P
1996 Shawn Clark, 1B
Jason Swearingen, P
1998 Darin Kinsolving, 3B
1999 Phil Warren, OF
Kyle Yount, 2B
2000 Tommy Thomas, P
2002 Mark Frazier, P
Brian Hopkins, OF
2004 Eric Bracamonte, SS

All-Newcomer Team

2006 Andrew Graham, IF
Aaron Rave, IF
2007 Nick Harris, OF
Jim Klockem, C
Josh Syberg, P
2008 Trenton Moses, 3B
2009 Kenton Parmley, SS
2010 Shae Simmons, RP
2012 Ryan Barnes, DH
Jason Blum, OF
Andy Lennington, Util.
2013 Clayton Evans, OF

Coach of the Year

2002 Mark Hogan

Player of the Year

1995 Rex Crosnoe
2000 Jeremy Johnson
2001 Clemente Bonilla
2011 Trenton Moses
2012 Trenton Moses

Pitcher of the Year

1995 David Michel
1998 Ryan Spille
2001 Todd Pennington
2002 Brad Purcell
2003 Tim Alvarez

Rookie of the Year

2000 Jeffrey Hilz
2003 Justin Christian
2007 Jim Klocke
2010 Shae Simmons

All-Americans | Draftees

All-Americans

1968	Keith Newcombe
	Steve Vaughn
1976	Trae Hastings
	Dan Wieser
	Mark Amick
1982	Steve Williams
1983	Steve Williams
	Lance Hemmer
1989	Dan Shy
1991	Todd Shylanski
1998	Jeff Bourbon
	Ryan Spille
2000	Zach Borowiak
	Jeremy Johnson
2001	Clemente Bonilla
	Todd Pennington
2003	Tim Alvarez
	Justin Christian
2004	Brad Smith
2007	Nick Harris
	Jim Klocke
2009	Jim Klocke
2010	Jim Klocke
	Shae Simmons
2011	Trenton Moses
2012	Trenton Moses

Lowes Senior CLASS Award

2010	Jim Klocke
------	------------

Redhawk Draft Picks

Year	Player	Rd	Pick	Organization
1992	Scott Hollrah	33	932	Chicago White Sox
1995	Rex Crosnoe	46	1280	Cleveland Indians
1997	LaMonte Collier	34	1016	Philadelphia Phillies
1997	David Siboda	48	1381	Toronto Blue Jays
1999	Ryan Spille	19	583	Toronto Blue Jays
2000	Jeremy Johnson	26	778	Toronto Blue Jays
2000	Daniel Huesgen	38	1138	Toronto Blue Jays
2002	Robert Smith	18	538	Boston Red Sox
2002	Zach Borowiak	49	1455	San Francisco Giants
2003	Zach Borowiak	14	414	Boston Red Sox
2003	Tim Alvarez	36	1083	San Francisco Giants
2009	Jim Klocke	46	1389	St. Louis Cardinals
2010	Jim Klocke	31	951	Philadelphia Phillies
2011	Logan Mahon	22	687	Colorado Rockies
2012	Shae Simmons	22	689	Atlanta Braves
2012	Trenton Moses	26	809	Atlanta Braves

Active Redhawks in Professional Baseball



Justin Christian
St. Louis Cardinals
Organization



Trenton Moses
Atlanta Braves
Organization



Shae Simmons
Atlanta Braves
Organization



SOUTHEAST MISSOURI STATE UNIVERSITY

Class of 2002

Joe Uhls served as the baseball coach at Southeast from 1960-1984. He totaled a 373-257-5 record. He also served as an assistant basketball coach in the 1960's. The baseball locker room at Houck Field House is named in Uhls honor.

Class of 2004

Steve Williams played both football as a punter and baseball as a catcher. He led the football team in punting in 1981 and 1983. Williams was an All-America baseball catcher in 1982 and 1983 and played professionally in the Philadelphia Phillies organization. He still holds the All-Time career home run record with 52 long balls.

Class of 2006

The 1976 baseball team won the MIAA conference title, the NCAA Midwest Regional title and advanced to the College World Series in Springfield, Ill., finishing third in the nation.

The College World Series team roster included Allan Alberter, Mark Amick, Lawrence Basta, Don Buechting, Bill Criscione, James Dambach, Mark Doerr, Clarence Eisenbach, James Hastings, Mark Hogan, Jeffry Hunt, David Jorn, Vincent Korando, Ralph Kuehn, Bruce Morgan, Bryan Parker, Thomas Smiley, Timothy Smith, Dan Wieser, Mike Wieser and Rick Wieser. The team was coached by the late Joe Uhls who was one of the inaugural inductees into the Southeast Athletic Hall of Fame.

Royal Tibi (1919-23) is believed to be the only athlete at Southeast to earn varsity letters in five sports. He lettered in football, basketball, baseball, track and tennis. An outstanding punter on the football team, he also served as captain of the track team and was described as an outstanding defensive player on the basketball team.

Class of 2008

Kerry Robinson set many school records while playing in the outfield from 1993-95. He holds the school record with 35 straight games with a hit. After being drafted in the 34th round of the Major League draft Robinson played five seasons in the minor leagues before making his major league debut with the Tampa Bay Rays on September 22, 1998. Robinson played seven seasons in the majors, with three of the seasons as a starter for the St. Louis Cardinals. He ended his career playing in 463 games and compiling 196 hits in 735 at-bats. Robinson committed just four errors in 379 chances in his big league career.

Class of 2010

Dale Meier established numerous pitching records over his four-year career. He registered a total of 16 wins and three saves and was involved in 51 percent of Southeast's wins during that time. In 1964, Meier had nine victories and one save, and pitched Southeast's first no-hitter of the modern era. A two-time Most Valuable Player (1963, 1964), Meier went on to play professionally for five years in the St. Louis Cardinals organization.

Clarence Bergman, who is deceased, lettered four years in four sports, including football, basketball, baseball and track. He scored the first touchdown in the dedication game at Houck Stadium on Oct. 3, 1930. Bergman was a captain of three teams.

Class of 2011

Jeremy Johnson was the 2000 Ohio Valley Conference Player of the Year. A two-time First-Team All-OVC outfielder (1999, 2000) and OVC All-Tournament Team pick (1998, 2000), Johnson is currently Southeast's all-time career leader in hits (287), games played (216), runs scored (214) and total bases (521). He was named OVC Tournament MVP after leading Southeast to its first NCAA Regional appearance in 1998.

Class of 2012

Galen McSpadden began achieving success at a high level with Southeast as a left-handed pitcher and four-year letterman in the baseball program. He remains the only pitcher in school history to lead Southeast in ERA, innings pitched, strikeouts and wins in back-to-back seasons (1973, 1974). Today, McSpadden still ranks in nine of the school's single-season and career statistical categories. His 12.14 strikeouts per nine innings led the nation in 1973 and is presently a school record, while his 1.47 ERA in that season ranks fourth. As a senior, McSpadden boasted a 1.53 ERA, marking the fifth-best in school history. He posted 18 victories in his career, which is phenomenal considering that the baseball program played only 91 games during the years McSpadden was at Southeast. That being said, he tallied the win in 20 percent of Southeast's victories from 1971-74. McSpadden was a sixth-round draft pick (121st overall) who played parts of five seasons in the San Diego Padres organization and made two stints with the Padres during big-league spring training. He is currently the head baseball coach and athletic director at Seward County Community College.



THIS IS THE OVC



SOUTHEAST MISSOURI STATE UNIVERSITY

Now in its 65th year, the Ohio Valley Conference continues to build on the success that has made it the nation's eighth-oldest NCAA Division I conference.

In May 2011 the Conference expanded for the second time in four years, adding Belmont University which begins competition in the 2012-13 academic year. The addition of Belmont gives the OVC 12 members, the most the league has had at one time in its illustrious history. The move added a second team in the city of Nashville and was the first addition to the league since Southern Illinois University Edwardsville joined in 2008.

The 2009-10 school year saw a change in leadership as Beth DeBauche was named the seventh full-time Commissioner in league history on July 28, 2009. She is currently one of just five females to be the head of a Division I conference, and one of just eight to lead a Division I conference all-time. The last three commissioners of the OVC have moved onto jobs as the commissioner of the Big Ten, Big 12 and the Mid-American Conferences.

The OVC's proud history dates back to 1948, but seeds for the new league were actually planted in 1941. It was then that Roy Stewart, the athletics director at Murray State, Charles "Turkey" Hughes, the athletics director at Eastern Kentucky, and Kelly Thompson, the public relations director at Western Kentucky, first broached the idea of forming a new conference. Discussions were put on hold by World War II, but re-emerged Feb. 27-28, 1948 at the Kentucky Hotel in Louisville as the three original institutions combined with Morehead State, Louisville and Evansville to form the OVC.

In the 1950s, the OVC became a pioneer on a much more significant scale socially. During times of racial segregation, league member Morehead State became one of the first non-traditionally black mid-southern institutions to accept a black student. In 1958, Marshall Banks earned athletically-related aid at Morehead, which signed a second black athlete, Howard Murphy, a year later. In 1961, Murphy earned all-conference recognition as a halfback in football. With racial barriers broken, the rest of the institutions in the league began to provide educational and athletic opportunities to African-Americans.

Through the past 64 years, 15 teams have won or shared the league's football title. The list is led by Eastern Kentucky, winner of 21 outright or shared football crowns (including sharing the title in 2011), which is tied for the most in Football Championship Subdivision history (with Massachusetts). Among OVC teams, former member Middle Tennessee is next with 11 titles, followed by Tennessee Tech with 10, and Murray State and former member Western Kentucky with eight apiece. Eastern Illinois has claimed five football crowns and Jackson State has three, while Morehead State, Tennessee State and former members Evansville and East Tennessee State have captured two apiece. Austin Peay, Southeast Missouri (which captured its first crown in 2010), UT Martin and former member Youngstown State have one title apiece.

Murray State and Evansville tied for the initial football championship, and the Racers participated in the first-ever bowl game by an OVC team, tying Sul Ross State 21-21 in the 1948 Tangerine Bowl. From 1948 to 1975, OVC teams played in 15 bowl games, winning eight of them. Eastern Kentucky and Western Kentucky were also participants in the NCAA Division II playoffs in the early and mid-1970s prior to the NCAA's reclassification of football programs into Division I-AA. The term "I-AA" lasted until the end of the 2006 season when it was changed to Division I Football Championship Subdivision (FCS).

The first Division I-AA/FCS football playoff was held in 1978 with only four teams, which is the only year through present day that the OVC did not field a playoff representative. In 1979, four of the nation's top teams were invited to the playoffs, and two of them - Eastern Kentucky and Murray State - were from the OVC. Murray dropped its semifinal game to Lehigh, but the Colonels nipped Nevada-Reno in double overtime and claimed the national championship a week later with a 30-7 victory over Lehigh. EKU was coached by former All-America quarterback Roy Kidd, who was in his 16th year at the helm of his alma mater and who skippered the Colonels to a second national title three years later. Following the 2002 season, Kidd retired after 39 years at EKU; upon retirement, he ranked sixth all-time among Division I coaches with 315 victories, earn-

ing him a spot in the College Football Hall of Fame. EKU's 20 FCS playoff appearances are the second for the most all-time (behind only Montana).

In addition to Kidd, other coaching legends in the OVC include Charles "Bubber" Murphy, who coached at Middle Tennessee from 1947-1968, Western Kentucky's Jimmy Feix (1968-83), Wilburn Tucker (1954-67) and Don Wade (1968-82) of Tennessee Tech, Bill Ferguson (1967-77) of Murray State, Guy Penny (1959-67) of Morehead State and Boots Donnelly (1977-78 at Austin Peay; 1979-1998 at Middle Tennessee). Following the 2011 season Eastern Illinois head coach Bob Spoo retired following 25 years at the school (the last 16 as members of the OVC). In his time as an OVC coach he compiled 92 total victories (fifth-most in league history) and 68 OVC wins (fourth-most in league history) and was inducted into the OVC Hall of Fame in 2012.

A sampling of former OVC football stars, some of whom were All-Americans during their collegiate careers before achieving stardom at the professional ranks, include Jim Youngblood and Larry Schreiber (Tennessee Tech), Phil Simms (Morehead State), Virgil Livers and Dale Lindsey (Western Kentucky), Myron Guyton and Chad Bratzke (Eastern Kentucky), Cortland Finnegan (Samford) and Tony Romo (Eastern Illinois). In 2008, former Tennessee State standout Dominique Rodgers-Cromartie became just the fourth NFL First Round draft pick in OVC history when he was selected 16th overall by the Arizona Cardinals. He would break into the starting lineup halfway through his rookie season and started at cornerback for the Cardinals in Super Bowl XLIII. The OVC has had at least one former player named a NFL Pro Bowl selection in four of the past six seasons.

The 2007 season marked a return to scholarship football and the OVC for the Austin Peay Governors. Following the 1996 season the Governors dropped scholarship football and competed as both an independent (1997-00, 2006) and as a member of the Pioneer Football League (2001-05).

The 2007 season also brought new vernacular to the Ohio Valley Conference and the division formerly known as I-AA. Beginning with the 2006 National Cham-

This is the OVC

pionship game the term I-AA was changed to NCAA Football Championship Subdivision (FCS) in a decision by the Division I Board of Directors. The new label was chosen to communicate in a positive and clear manner the unique differences between Division I football categories (chiefly, the post-season opportunity) while still defining them within the Division I experience. The FCS includes programs that compete in an effort to participate in the NCAA championship postseason structure (one of 89 NCAA national championships) as opposed to the Football Bowl Subdivision (FBS) which competes in an effort to participate in the postseason bowl system (the 35 NCAA-licensed events which includes the Bowl Championship Series).

In 2010 Southeast Missouri State, picked to finish seventh in the preseason poll, compiled a 7-1 Conference record on the way to its first OVC Championship since joining the league in 1991. Overall the Redhawks were 9-2 during the regular season and earned a berth in the FCS Playoffs, its first playoff berth at any level in the program's 104-year history. Southeast would lose to eventual national champion Eastern Washington in the second round of the playoffs. Head coach Tony Samuel capped the year by winning the Sports Network's Eddie Robinson Award, given to the National Coach of the Year. Samuel was the second OVC coach to win the award (joining Murray State's Houston Nutt who won the award in 1995).

For only the second time in league history in 2011, three teams shared the OVC football championship, as Eastern Kentucky, Jacksonville State and Tennessee Tech finished with 6-2 records. The only other time in league history more than two champions were crowned at the end of the year was 1962 (when four teams shared the crown).

Football wasn't the only sport in which the OVC was quickly gaining respect. In 1955, the OVC became only the second six-member league nationally to earn an automatic bid to the prestigious NCAA Men's Basketball Tournament, which, at that time, was limited to only 24 participants. The Conference quickly proved worthy of that bid, as Morehead State defeated Marshall (107-92) and Wayne State (95-84) in the 1956 tournament.

Fifteen years later, former OVC member Western Kentucky became the first and only Conference team to reach the Final Four. The Hilltoppers defeated Jacksonville, Kentucky and Ohio State before losing to Villanova in double overtime in the national semifinals. WKU went on to finish in third place after beating Kansas 77-75 in the consolation game.

Since that time, the OVC has recorded some of the biggest upsets in the history of the NCAA Tournament. Perhaps the most famous moment came in 1987, when Austin Peay came from fourth place in the regular season to win the OVC Tournament and earn the league's automatic bid. The Governors drew powerful Illinois, and were such big underdogs, that ESPN broadcaster Dick Vitale promised to stand on his head if APSU won the game. After a 68-67 victory over the Illini, and a narrow 90-87 overtime loss to eventual Final Four participant Providence in the second round, Vitale made good on his promise in a visit to Clarksville two months later.

Murray State added to the OVC's string of upsets in 1988 when it knocked off 14th-ranked North Carolina State, 78-75. The Racers' M&M Boys - Jeff Martin and Don Mann - combined for 39 points in the win. MSU nearly went on to the Sweet 16 that year, losing to eventual national champion Kansas, 61-58. A bank shot by Mann that would've given the Racers a one-point lead rolled off the rim with three seconds left. In 1990 as a No. 16 seed, Murray State took No. 1 seed Michigan State into overtime before falling 75-71; that game still marks the closest a No. 16 seed has come to knocking off a No. 1 in men's tournament action. More recently, Murray State has dominated the OVC Tournament, reaching the championship game every year in the 1990's. The Racers' 15 OVC Tournament Championships are the most among all OVC schools.

After former member Middle Tennessee State won a first round game in 1989, the league had a drought as no other OVC team won a NCAA Tournament game for the next 19 years. But Morehead State, coming off a thrilling double overtime OVC Tournament victory over Austin Peay, topped Alabama State 58-43 in the Opening Round game at Flyer Arena in Dayton, Ohio. The game was played in

front of an Opening Round record crowd of 11,346; that crowd included many MSU fans who made the three-hour drive from Morehead for the game. The Eagles season would come to an end three days later when they lost to No. 1 overall seed Louisville, despite playing the Cardinals close for a majority of the game.

In 2009-10, Murray State made OVC history by winning a record 31 games (31-5) on its way to the league's regular season and tournament championships. In the first round of the NCAA Tournament, the No. 13 seed Racers topped Vanderbilt in thrilling fashion when senior Danero Thomas hit a jumper as time expired to lift MSU to a 66-65 victory. It marked the first OVC team to advance to the second round of the NCAA Tournament since 1989, and snapped a skid of 71-straight losses to Southeastern Conference foes (dating back to 2000-01). In the second round the Racers pushed eventual national runner-up Butler to the brink before losing 54-52.

In 2010-11 Morehead State would make it three NCAA Tournament wins in as many years for the league and got a bit of revenge for the 2009 tournament loss to Louisville in the process. After finishing second in the regular season and winning the OVC Tournament Championship, the No. 13 seeded Eagles were shipped to Denver to play the in-state foe Cardinals. MSU jumped out to a 15-2 advantage but were down four points (61-57) with just over a minute to play in regulation. After two free throws from two-time OVC Player of the Year Kenneth Faried, the Eagles held for one final shot attempt and senior Demonte Harper pulled up off a cross-over dribble to nail a 3-pointer with 4.3 seconds left that gave Morehead State a 62-61 lead. UofL had one last attempt but Faried blocked the Cardinals last shot, giving MSU the win, its first over Louisville since the 1956-57 season.

In 2011-12 Murray State put together one of the greatest seasons in OVC history, beginning the year 23-0 (an all-time OVC best) and being ranked as high as No. 7 in the coaches poll on Feb. 6. The squad was the first OVC team to be nationally-ranked since Murray State was ranked in 1997-98; in addition the top 10 ranking was the first for an OVC team since the 1970-71 campaign (WKU). The Racers



SOUTHEAST MISSOURI STATE UNIVERSITY

would top nationally-ranked Memphis and Saint Mary's during the season and win the league's regular season and tournament championships. MSU earned a No. 6 seed in NCAA Tournament, the highest-ever seed for an OVC team since the NCAA began seeding the field in 1979. The Racers would top Colorado State 58-41 in the second round before falling to Marquette in the third round. Murray State would win 31 games overall, tying the OVC all-time record the Racers set in 2009-10.

The OVC has now won NCAA Tournament games in four-straight seasons, something that has never happened in league history (three-game winning streaks from 1960-62 and 1987-89 had been the previous best streaks). Over that time period (2009-12) the OVC is one of just nine conferences nationally to win a NCAA Tournament game in each season and one of only three non-BCS leagues (joining the Atlantic 10 and WCC) to do so.

During the 2010-11 year Faried, the nation's leading rebounder during the season, became the NCAA's Modern Era (since 1973) career rebounding leader, totaling 1,673 rebounds which passed Tim Duncan for the record (he is 11th all-time in NCAA history). Faried also finished his career with 86 double-doubles, second all-time to only Duncan. He is one of only six players in NCAA history to finish with 2,000-plus career points (2,009) and 1,600-plus career rebounds. Faried was drafted 22nd overall by the Denver Nuggets in the 2011 NBA Draft, becoming the first OVC player selected in the first round since Tennessee State's Carlos Rogers 1994.

Through its 64 years, 12 teams have won or shared the league's regular season men's basketball title. Murray State heads the list with a Conference-record 23 outright or shared basketball crowns. Other past champions include former member Western Kentucky (19), Morehead State (9), Austin Peay (8), Eastern Kentucky (6), Tennessee Tech (5), former member Middle Tennessee (5), Tennessee State (2), former member East Tennessee State (2), Southeast Missouri State (1), UT Martin (who won its first in 2008-09) and former member Akron (1).

Among the coaching greats in men's basketball have been Western Kentucky's E.A. Diddle, who retired with 759 victories

and 10 OVC titles; John Oldham, who was a member of the very first All-OVC squad and went on to win seven OVC crowns during his coaching tenure at Tennessee Tech and Western Kentucky; Paul McBrayer, who guided Eastern Kentucky to 219 wins and three OVC crowns; and Cal Luther, who is the only person in Conference history to win men's basketball Coach of the Year honors at two league schools - Murray State and UT Martin. Current Austin Peay head coach Dave Loos became the winningest coach in OVC history in 2009-10, netting his 319th victory and passing Luther on the all-time list. Loos enters the 2012-13 season with 363 victories.

There have been an equal number of great players including Western Kentucky's Clem Haskins, who is the only three-time OVC Player of the Year. Several players have won OVC Player of the Year honors twice: Western Kentucky's Jim McDaniels (1969-70 and 1970-71), Murray State's Les Taylor (1971-72, 1972-73), Jeff Martin (1987-88, 1988-89), Popeye Jones (1989-90, 1990-91) and Marcus Brown (1994-95, 1995-96), Austin Peay's Otis Howard (1976-77, 1977-78), Middle Tennessee's Jerry Beck (1980-81, 1981-82), Akron's Joe Jakubick (1982-83, 1983-84), Tennessee State's Carlos Rogers (1992-93, 1993-94), UT Martin's Lester Hudson (2007-08, 2008-09) and Morehead State's Kenneth Faried (2009-10, 2010-11).

The OVC also has the honor of being the only conference to boast the nation's leaders in scoring, rebounding and assists all in one season. That feat was accomplished in 1991-92 by Morehead State's Brett Roberts (28.1 ppg), Murray State's Popeye Jones (14.4 rpg) and Tennessee Tech's Van Usher (8.8 apg).

In 2007-08, UT Martin guard Lester Hudson became the first men's Division I player to record a quadruple-double in a game, when he registered 25 points, 12 rebounds, 10 assists and 10 steals in a victory over Central Baptist College. Hudson, who ranked fourth in scoring nationally as a junior, returned for his senior season in 2008-09 and was second nationally in scoring (behind Davidson's Stephen Curry) at 27.5 points a contest. Hudson earned numerous honors (including OVC Player of the Year and OVC Male Athlete of the Year in each

2008 and 2009 and All-American status from several outlets) before being drafted by the Boston Celtics with the No. 58 pick of the 2009 NBA Draft.

In the late 1970s, women's athletics began somewhat of a rebirth on the national scene as the NCAA began sponsoring and marketing women's sports. Recognizing the need to provide increased opportunities for female athletes, the OVC established women's championships in the sports of basketball, tennis and track in 1977, with cross country and volleyball added over the next four years. Those sports were initially governed by the Association of Intercollegiate Athletics for Women (AIAW), but the overall strength of women's programs in the league was demonstrated by the automatic bids the OVC instantly received when the NCAA became the governing body in 1982.

Women's basketball in the OVC has been dominated by Tennessee Tech, which has won or shared 17 regular-season titles and owns nine OVC Tournament crowns. In fact, the Golden Eagles have reached the championship game of the OVC Tournament 21 times in the past 31 years. Although Tennessee Tech remains the standard-bearer, five other teams have won 13 of the last 19 OVC Tournaments. UT Martin became the latest program to add its name to the list, capturing its first OVC Tournament title in 2011 and repeating as champions in 2012. Austin Peay leads the group with seven crowns including four-straight from 2000-03 and back-to-back titles in 2009 and 2010, while Tennessee State, Eastern Kentucky, Murray State and Southeast Missouri each have won titles during that span.

Several coaches have made their mark in the relatively short history of OVC women's basketball. Former Tennessee Tech coach Marynell Meadors posted an amazing 363-139 (72.3%) record at Tech, becoming the first woman in NCAA or AIAW history to win 300 games at the same institution, while former Tennessee State skipper Teresa Phillips earned National Coach of the Year honors from USA Today in 1990 for turning around the Lady Tigers' program before going on to lead TSU to the NCAA Tournament in 1994 and 1995. Tennessee Tech coach Bill Worrell capped a stellar 20-year career in

This is the OVC

This is the OVC

2005-06 and was inducted into the OVC Hall of Fame in 2007; he compiled a 408-190 record while leading the Golden Eagles to an unprecedented 16 OVC regular-season titles and eight NCAA Tournament appearances, including five straight from 1989-93. Larry Joe Inman, who retired at the conclusion of the 2007-08 season and was inducted into the OVC Hall of Fame in 2009, won more than 100 games at both Middle Tennessee and Eastern Kentucky, and earned OVC Coach of the Year honors a record eight times - five times at EKU and three at MTSU. Inman came out of retirement to take the Tennessee State job and will be in his first year with the TSU program in 2012-13.

Many great players have graced the hardwood over the years, including former OVC Players of the Year Brooke Armistead and Gerlonda Hardin from Austin Peay, Pam Chambers, Jerilyn Harper, Cheryl Taylor, Angela Moorehead, Roschelle Vaughn, Diane Seng, Janet Holt and Emily Christian from Tennessee Tech; Morehead State's Donna Murphy, Priscilla Blackford and Chynna Bozeman; Eastern Kentucky's Kim Mays; Southeast Missouri's Gray C. Harris; and Murray State's Ashley Hayes.

Bozeman finished her collegiate career in 2010-11 by winning her second consecutive OVC Player of the Year award. Her 2,170 points ranks her eighth all-time in OVC history, her 377 made career 3-pointers is first in OVC history and sixth in NCAA history and her 1,096 career 3-point attempts ranks first in OVC history and second in NCAA history.

Morehead State center Brittany Pittman set new school, league and NCAA standards for blocked shots in 2008-09. Pittman swatted 164 shots during the season, setting a new NCAA single-season record (which has since been broken). During the campaign, only her second with the Eagles, she also set career block records for both Morehead State and the OVC (287).

The league also had another historical moment in November 2008 when the NCAA awarded Nashville the 2014 NCAA Women's Division I Final Four. The OVC will serve as the host of the prestigious event, which is one of the biggest sporting events the city of Nashville can host. The event will be held at Bridgestone Arena in downtown Nashville.

Over its 64 years, OVC teams have garnered national championships and bowl games in football, along with national team or individual titles in the sports of rifle, cross country, track and golf.

The OVC has also produced several Olympic athletes, including Murray State's Morgan Hicks, who was a member of the 2004 United States Olympic Rifle Team and Morehead State's Brian Shimer who competed in five Winter Olympics in bobsled (winning a bronze medal in 2002) and coached the 2010 United States bobsled team to its first gold medal since 1948. In addition, some of the greatest players in professional sports were educated at OVC institutions. The list includes former greats such as football's Phil Simms (Morehead State), basketball's Clem Haskins (Western Kentucky) and Bubba Wells (Austin Peay) and two-sport star Steve Hamilton (Morehead State) to present-day standouts like basketball player Trenton Hassell (Austin Peay), football player Tony Romo (Eastern Illinois) and baseball players George Sherrill (Austin Peay) and Jon Rauch (Morehead State). Hamilton is the only athlete to ever play in the NCAA Basketball Championship, a Major League Baseball World Series (New York Yankees) and a NBA Championship Series (Los Angeles Lakers).

The OVC's first volleyball tournament was held in 1981, the same year Eastern Kentucky began a string of six straight tournament crowns. Former EKU skipper Dr. Geri Polvino compiled a 627-439 record in 32 seasons as head coach of the Colonels, earning OVC Coach of the Year honors eight times. More recently, former Austin Peay coach Cheryl Holt and former Southeast Missouri skipper Cindy Gannon also earned their peers' recognition multiple times with four awards each.

Throughout the last 29 years, 10 different teams have won an OVC regular-season or tournament volleyball crown. Since joining the league in 1991, Southeast Missouri has dominated the scene, winning seven of its eight regular-season titles during the 1990's, including five straight from 1993-97. The Redhawks have also won five tournament crowns (1994, 1996, 1998, 1999 and 2000). Jacksonville State won back-to-back OVC Tournament Championships (2005, 2006) including

going through the OVC undefeated (16-0) in 2006 and winning a NCAA Tournament match in 2010, the league's first NCAA victory since 2000.

Following the 2007 season, Jacksonville State's Abbey Breit was named the OVC Offensive Player of the Year for the third-straight season, becoming the first player in OVC history to accomplish that feat. Four other individuals - Eastern Kentucky's Angela Boykins (1985-86), Morehead State's Dayle Hammontree (1988-89), Southeast Missouri's Tuba Meto (1996-97) and Morehead State's Amy Almond (2001-02) - were back-to-back winners of the award.

In 2007, Eastern Kentucky's Jacob Korir won his fourth straight Conference cross country title becoming just the third OVC student-athlete and 13th athlete nationally to accomplish that feat. Korir was a three-time All-American in cross country, earning two top-10 finishes at the NCAA Cross Country Championship. The Nairobi, Kenya, native was also named a track and field All-American twice during his career, was selected as the OVC Male Athlete of the Year in 2006-07 and received the NCAA post graduate scholarship in 2008.

In 2011 the Eastern Kentucky men's cross country earned a national ranking in the USTFCCCA poll, climbing to as high as No. 17; the ranking was the highest for an OVC team since the polls began in the early 1980s. The EKU men would win its record 20th OVC Championship and later qualify for the NCAA Championship, becoming the first OVC team to reach the national championship meet since 1980. Eastern Kentucky finished 26th overall at the event as junior Soufiane Bouchikhi finished 47th in a field of 252 runners. On the women's side Eastern Kentucky senior Lydia Kosgei became the first EKU woman to ever qualify for the NCAA Championship and went on to finish 37th at the national meet, marking the second-highest finish for a female in OVC history, and also earning All-American honors.

In 2007 the Conference had two teams in the NCAA Women's Soccer Tournament for the first time in league history, as former OVC member Samford earned an at-large selection while Southeast Missouri was the Conference's automatic bid.

In 2009 it was OVC softball that accomplished several firsts as UT Martin (tour-



SOUTHEAST MISSOURI STATE UNIVERSITY

nament champion) and Jacksonville State (at-large) were each selected for the NCAA Championship. Jacksonville State would take it a step farther by winning the Knoxville Regional (beating No. 13 national seed Tennessee along the way) to become the first OVC softball program to advance to a Super Regional. Jax State would fall to No. 4 Alabama in that Super Regional but finished the season 43-16 (19-2 OVC) and ranked 21st nationally in the ESPN.com/USA Softball poll and 24th nationally in the USA Today/NFCA poll.

The league's baseball presence has continued to evolve since its inception. The OVC baseball tournament moved to a neutral site for the first time in 2001 with Paducah, Ky. and Brooks Stadium hosting the tournament in front of raucous crowds. The success of the tournament led to Jackson, Tenn. and Pringles Park – the home of the Seattle Mariner's Class AA affiliate – hosting the event for the first time in 2010.

The OVC also has made a statement in the NCAA Baseball Championship in recent years, with its teams involved in several memorable contests in the last decade. Tennessee Tech surprised Wake Forest in the opening round of the 2001 tournament and Southeast Missouri stunned host Alabama in the opening round of the 2002 championship. Five years later, Austin Peay captured the collegiate baseball world's attention by taking Vanderbilt, the 2007 No. 1 overall seed, to extra innings. Eastern Illinois pushed host Nebraska to the limit in 2008 followed by Tennessee Tech's memorable contest against host Clemson in 2009.

After not making the OVC Tournament field in either 2009 or 2010, Austin Peay, who was picked to finish seventh in the preseason poll, won the regular season and tournament championships to garner its fourth NCAA Tournament appearance. In the first game of NCAA Regional play the Gavs knocked off host and No. 1 seed Georgia Tech 2-1.

In 2012 Austin Peay completed a "repeat squared" (back-to-back regular season and tournament championships) for the first-time in OVC history. The Gavs would go on to top Indiana State and Cal State Fullerton at the Eugene Regional, before falling to host Oregon in the regional final. It marked the first-time since the 2000 season (Middle Tennessee) that an OVC team had

won multiple NCAA Tournaments games in the same season. Overall OVC teams have won at least one game in the NCAA regional round in four of the last six years.

A first in the OVC occurred in 2008, when the league had a first round draft pick in both the NFL (Tennessee State's Dominique Rodgers-Cromartie) and Major League Baseball (Eastern Kentucky's Christian Friedrich) Drafts in the same school year. A year later (2009) the league had a Major League Baseball First Round Compensation Round pick (Eastern Illinois' Tyler Kehrler who was No. 48 overall) and NBA Second Round pick (UT Martin's Lester Hudson) in the same season.

In 2010 a record 13 OVC baseball players were selected in Major League Baseball's First-Year Player Draft.

The playing field is not the only place where OVC athletes are working hard. The league also recognizes excellence in the classroom. Six Scholar-Athlete Awards are presented yearly to male and female athletes, while others are commended for their academic success by being Medal of Honor recipients or earning a spot on the Commissioner's Honor Roll. Additionally, the league annually presents one institutional Academic Achievement Award, as well as separate team awards in each Conference-sponsored sport. Since the College Sports Information Directors of America (CoSIDA) Academic All-America program began, the Ohio Valley Conference has had 211 student-athletes honored with the award, including 32 over the last three years (2009-10, 2010-11, 2011-12).

Through the early years of the league, administrators wrestled with fan behavior due to the close proximity of the Conference members and the intense rivalries which developed. Just as it did decades ago, the OVC took the leadership role on what has become a national issue. In 1995, the OVC implemented a first-of-its-kind "Sportsmanship Statement," a policy which promotes principles of fair play, ethical conduct and respect for one's opponent. The statement has become a model for others to follow across the nation, and has answered the challenge of the NCAA Presidents Commission to improve sportsmanship in collegiate athletics.

Additionally, the OVC annually presents the Steve Hamilton Sportsmanship Award,

in honor of the former Morehead State student-athlete, coach and athletics director, to a junior or senior student-athlete with significant athletic contributions who best exemplifies the characteristics of sportsmanship and citizenship. Most recently, the Conference has also implemented the OVC Institutional and Team Sportsmanship Awards, which are presented to one institution and 18 sport-specific teams voted by their peers to have best exhibited the standards of sportsmanship and ethical conduct as outlined by the OVC and NCAA.

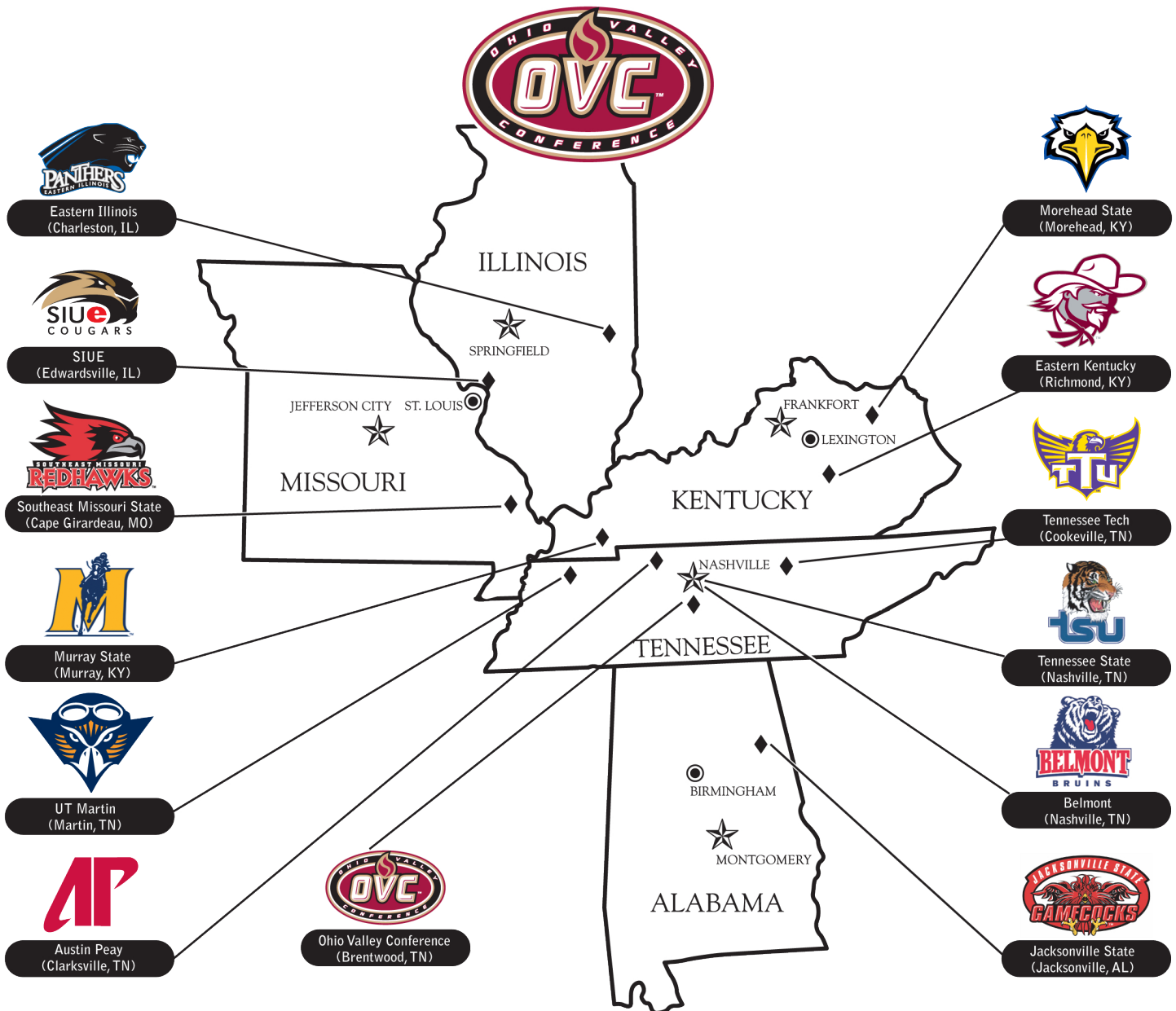
The vision of leadership demonstrated by the Founding Fathers in 1948 remains alive today as the Ohio Valley Conference prepares for the future. One example is in regard to the current trend in collegiate athletics administration for increased involvement of university presidents in setting policies and making rules. The presidents of OVC institutions, however, have always governed the Conference, long before presidential governance became a national theme.

The Ohio Valley Conference sponsors the following sports: baseball, basketball, cross country, football, golf, tennis and track for men, and basketball, cross country, golf, soccer, softball, tennis, track and volleyball for women. In addition, the OVC also sponsors the combined men's and women's sport of rifle.

Now in its seventh decade of competition, the Ohio Valley Conference has grown significantly from its humble beginnings while increasing the number of athletics opportunities it provides for students. Current league representatives include charter members Eastern Kentucky University, Morehead State University and Murray State University, along with Austin Peay State University, Belmont University, Eastern Illinois University, Jacksonville State University, Southeast Missouri State University, Southern Illinois University Edwardsville, Tennessee State University, Tennessee Technological University and the University of Tennessee at Martin.

This is the OVC

This is the OVC






SOUTHEAST MISSOURI STATE UNIVERSITY

2014 Ohio Valley Conference Tournament

The 2014 OVC Baseball Championship will be held May 21-25. For the fifth year in a row the event will be held at The Ballpark in Jackson (formerly Pringles Park) in Jackson, Tenn. The event was first held there in 2010 and in August 2013 the OVC announced a three-year renewal with the venue to guarantee the 2014, 2015 and 2016 Championships will be held there.

Last season Austin Peay swept through the field to win its sixth overall OVC Tournament Championship and third-straight, joining titles the Governors won in 1996, 2005, 2007, 2011 and 2012. The Govs were the first OVC team to three-peat since Middle Tennessee won three-straight from 1990-92.



This is the OVC



THIS IS SOUTHEAST



SOUTHEAST MISSOURI STATE UNIVERSITY

*The college experience of a lifetime. The job of your dreams.
A life that is amazing.*

That is what most students and parents want from a college education. At Southeast, we want the same for you. We want you to learn your profession, gain the experience or internship you need, and get that first paycheck!

The growing—and changing—student body has had an impact on everything and everyone. The physical changes of the campus are the most visible. Two new residence halls. The River Campus. The polytechnic building. An information commons in the library. And so on.

Students and faculty are experiencing change of a different kind. Classroom activity has reached a new level of productivity, as students are brighter and more prepared than ever. Enrollment is at an all-time high. The impact on the honors program has been dramatic with more students than ever choosing to participate in and complete the honors curriculum. The number participating tripled in five years!

All of this means that Southeast has become Missouri's most academically competitive regional university.

2009—InsideCollege.com experts single out our honors program as an effective way to make a large school seem smaller with a more personal approach to learning.

2010—Computer science receives prestigious national accreditation.

**Safest
Campus
in Missouri**

StateUniversity.com



2010—Consumer watchdog group GetEducated.com ranks Southeast #1 on its list of "Top 10 Ranked Best Values Online MBAs—AACSB Accredited."

2010—Southeast is named the safest campus in Missouri and among the safest in the nation by StateUniversity.com.





We have...

- ▶ Small classes with 98 percent of courses having fewer than 50 students
- ▶ Faculty with PhDs—not teaching assistants—who teach most classes
- ▶ More than 200 areas of study
- ▶ Wired (and wireless) classrooms and best-of-class technology
- ▶ Internships and real-world learning offered in 100 percent of programs
- ▶ Study abroad opportunities that take you almost anywhere


We are...

- ▶ NCAA Division I Athletics
- ▶ Listed among the Midwest's top universities
- ▶ One of the safest college campuses in the nation
- ▶ Conveniently located 115 miles south of St. Louis
- ▶ A medium-sized university with more than 11,000 students
- ▶ Comprised of ten colleges and schools

We provide...

- ▶ Choices in the University Studies (general education) classes
- ▶ Some of the newest residence halls in Missouri
- ▶ 150 organizations that keep you busy after class
- ▶ Each student with two advisors—academic and career
- ▶ Fraternities and sororities that are productive and fun
- ▶ One of a kind student aquatic center in one of our two recreation centers

2011—U.S. News & World Report names Southeast a "Best Midwest Regional University."



2011—For seven consecutive years, Princeton Review includes Harrison College of Business on its list of "Best Business Schools."



2011—Princeton Review again names Southeast as one of the "Best in the Midwest," representing only about 25 percent of the nation's four-year colleges.



2012—U.S. News & World Report lists both nursing and communication disorders on its list of top graduate programs in health.



SOUTHEAST MISSOURI STATE UNIVERSITY

Donald L. Harrison College of Business

Our increasingly popular business programs have made us one of the major colleges of business in the Midwest. The Donald L. Harrison College of Business is accredited by AACSB International—the gold standard of business school accreditation—an honor held by only 5 percent of institutions offering business degrees worldwide.

- ▶ Employers and students value our techno-savvy environment. In a recent survey of 98 nationally known business programs, Southeast ranked in the top 7 percent in learning to use and manage technology.
- ▶ Our entrepreneurial studies program is Missouri's most comprehensive, offering options for both BSBA and MBA degrees. The Douglas C. Greene Center for Innovation and Entrepreneurship is one of the most comprehensive entrepreneurship-focused university centers in the Midwest.
- ▶ Southeast students have access to more than 30 international exchange and study abroad opportunities in London, Paris, Spain, Portugal and North Africa.
- ▶ One hundred percent of our students have the opportunity to participate in internship programs with companies nationwide.
- ▶ Doctoral level professors make learning interactive with classrooms that have Internet, cable TV, direct satellite feed and electronic presentation capability.
- ▶ St. Louis employers rate the "St. Louis Interview Days" as the best recruiting event in which they participate in the Midwest.
- ▶ Our accounting curriculum prepares students for the Certified Public Accountant (CPA) and Certified Internal Auditor (CIA) designations. Students may go to work directly into an accounting field or go on to complete the 150 hours required by Missouri, and other states, to sit for the CPA examination. Our first-time pass rates on the CPA exam continue to be well above the national average.
- ▶ Business programs are housed in Dempster Hall, a wireless Internet environment featuring an electronic presentation lab and more than 400 networked computers with the latest software.



College of Education

If you are considering teaching as a profession, you are looking at the right university. For more than a century, Southeast has been preparing and sustaining some of the nation's brightest and best teachers. Moreover, we have a record of accomplishment to prove it.

- ▶ Most importantly, our education program is fully accredited by the National Council of Teacher Education (NCATE), which sets the highest standards for teacher education programs nationwide.
- ▶ The Missouri Department of Elementary and Secondary Education approved 28 initial teacher preparation programs and all 12 graduate programs.
- ▶ Because you begin assisting and observing in area classrooms starting in your first year, you accumulate more teaching practice and knowledge than graduates from other universities.
- ▶ The College of Education maintained national recognition through a rigorous review process from 11 specialized professional associations.
- ▶ Our counseling program is now one of only three in Missouri to be accredited by the Council for the Accreditation of Counseling and Related Educational Programs.



College of Health and Human Services

Although there are diverse academic offerings in the College of Health and Human Services, all programs potentially lead to a career that significantly and positively impacts the lives of individuals and families.

- ▶ All nursing programs (nurse and nurse practitioner) are accredited by the Commission on Collegiate Nursing Education.
- ▶ The recreation program is accredited by the Council on Accreditation for Recreation, Park Resources and Leisure Services.
- ▶ The Communications Disorders program allows students to receive clinical experience with children and adults who have speech, language or hearing disorders.
- ▶ Aerospace Studies offers a path to leadership for those intending to pursue officer positions in the United States Air Force. During a summer field training course for the Professional Officer Corps, students experience survival training, aircraft and air crew orientation, physical training and the inner operations of an Air Force base.
- ▶ Our nationally accredited social work program requires students to complete 480 hours of field education under the supervision of experienced social workers.
- ▶ Southeast has a strong connection with the Law Enforcement Academy and has more than 30 years of partnerships in all branches of criminal justice at the federal, state and local levels. Our students intern with the U.S. Marshals Service; the ATF; the U.S. Secret Service; Federal Probation; Missouri Division of Probation and Parole; Missouri Youth Services and other law enforcement agencies.
- ▶ The dietetics program is accredited by the American Dietetic Association Commission. Our graduates have a success rate of nearly 100 percent on the national exam to become a registered dietitian.



College of Liberal Arts

An education in the liberal arts gives you broad-based training for careers in business, the arts, media, education and the legal profession.

- ▶ Southeast's mass communication program is accredited by the Accrediting Council on Education in Journalism and Mass Communications (ACEJMC). Only one other institution in Missouri has this elite accreditation. Our public relations program is one of only 28 institutions—none in Missouri—that holds certification by the Public Relations Society of America (PRSA). Only 12 other institutions in the world have recognition from both ACEJMC and PRSA for their mass communication program.
- ▶ Students can work at two campus radio stations (NPR affiliate KRCU 90.9 FM and KDMC 103.7), the *Arrow* student newspaper and "U2" cable television station.
- ▶ Our certified historic preservation program is one of a few U.S. programs that offer a four-year degree and is among a small number to have full membership in the National Council for Preservation of Education.
- ▶ During the last five years, Southeast's pre-law students have exceeded the national LSAT average score, and their placement rate in law school approaches 100 percent.
- ▶ Students majoring in philosophy have a 100 percent acceptance rate to graduate and law school.
- ▶ Our students make politics come alive by working on political campaigns and by serving as interns. Each year approximately 30 students from a variety of majors around the University travel to Washington, D.C. to conference with some of the nation's top scholars at the Center for Strategic and International Studies.





SOUTHEAST MISSOURI STATE UNIVERSITY

College of

Science, Technology and Agriculture

The foundation of success in Southeast's College of Science, Technology and Agriculture is a faculty of teacher-scholars supported by well equipped laboratories and the latest technology, which offer our students personalized study and research opportunities during their undergraduate studies.

- ▶ Our popular computer science bachelor's program is nationally accredited by the Computing Accreditation Commission of the Accreditation Board of Engineering Technology.
- ▶ Our popular marine biology program is one of the only inland programs in the U. S., creating an opportunity for students to combine a traditional college experience with the study of marine life because of our collaboration with the Gulf Coast Research Laboratory in Ocean Springs, Miss.
- ▶ Southeast's pre-med curriculum prepares students for the MCAT (Medical College Admission Test). Our students are accepted to medical school at a rate that is well above the national average.
- ▶ Our chemistry graduates consistently score at or above the 70th percentile on the Major Field Achievement Test in Chemistry.
- ▶ Our engineering physics program is nationally accredited by the Accrediting Board of Engineering and Technology (ABET), the sole accrediting body of engineering programs, which means that graduates of the program are eligible to become registered professional engineers.
- ▶ All of the bachelor of science programs in the Department of Industrial and Engineering Technology are nationally accredited.
- ▶ In addition to a 252-acre David M. Barton Agriculture Research Center, Agriculture students study at a 110-acre rice research station, a new irrigated turf plot facility, and a modern soil fertility laboratory.
- ▶ The School of Polytechnic Studies operates the 11,000-square-foot, climate-controlled Charles L. Hutson Horticulture Greenhouse.
- ▶ Our new cybersecurity program is the only one of its kind in Missouri. The U.S. Department of Labor estimates there will be 135,000 new jobs in this field by 2018—a 21 percent increase in Missouri alone.
- ▶ The innovative sustainable energy systems management major responds to world needs to address global warming, air pollution and ecosystem destruction.
- ▶ Southeast's pre-veterinary medicine program prepares students for admission to the College of Veterinary Medicine at the University of Missouri-Columbia.
- ▶ Mathematics faculty are actively involved in research and design projects of interest to students.



Graduates in science and mathematics enjoy a nearly **100%** placement rate.



Earl and Margie Holland School of

Visual and Performing Arts

Classic beauty and modern technology converge at Southeast's River Campus—Missouri's only campus dedicated exclusively to art, dance, music and theatre. Overlooking the Mississippi River, a Cultural Arts Center and transformed Seminary Building are now home to the Earl and Margie Holland School of Visual and Performing Arts. With the coming of this magnificent facility, the number of new students planning to major in the visual and performing arts doubled in one year.

- ▶ Art students have five interconnected art studios for painting, drawing, printmaking, fibers and design plus two computerized looms, as well as two presses in the printmaking studio and a computer design lab with the latest hardware and software available.
- ▶ Students find internships and professional experience at the Berkshire Theatre Festival, the Lucille Lortel Theatre in New York, the McLeod Summer Theatre or the University of Connecticut Summer Theatre and more.
- ▶ In 2008, the Golden Eagles Marching Band performed at the Edinburgh Military Tattoo in Scotland becoming only the second American university marching band to perform there twice.
- ▶ In addition to performances throughout the season, featuring world famous guest artists, the Southeast Missouri Symphony Orchestra exchanged music as well as culture in China when they performed concerts in Shanghai and Beijing in 2009.
- ▶ The River Campus gives students the opportunity to show their work in a variety of first-class venues: the 950-seat Donald C. Bedell Performance Hall is a proscenium theatre with spacious stage and backstage areas. The 200-seat Wendy Kurka Rust Flexible Theatre can be configured in unlimited ways for "black box" productions. The 200-seat Robert F. and Gertrude L. Shuck Music Recital Hall features nearly perfect acoustics. a student/faculty art gallery features technology that allows for the display of 3-D animation, as well as painting, prints, ceramics and sculpture. The Rosemary Berkel and Harry L. Crisp II Museum has an interactive educational theatre, art gallery for changing exhibitions and a permanent display featuring southeast Missouri.



Living on Campus

Southeast offers students 11 residence halls from which to choose. Each room has Internet access and cable TV. Nine dining areas are available with a variety of options. And, with more than 150 diverse organizations, students find plenty of opportunities to get involved.





SOUTHEAST MISSOURI STATE UNIVERSITY

Student-athletes and coaches at Southeast Missouri are dedicated to giving back to the community that so generously supports them. Redhawk baseball student-athletes have opportunities to participate in a variety of community service activities each year. Community involvement helps provide a support structure and greater opportunity for academic success. We are proud of the level of commitment shown by our student-athletes and always encourage them to participate in community service projects here at Southeast.

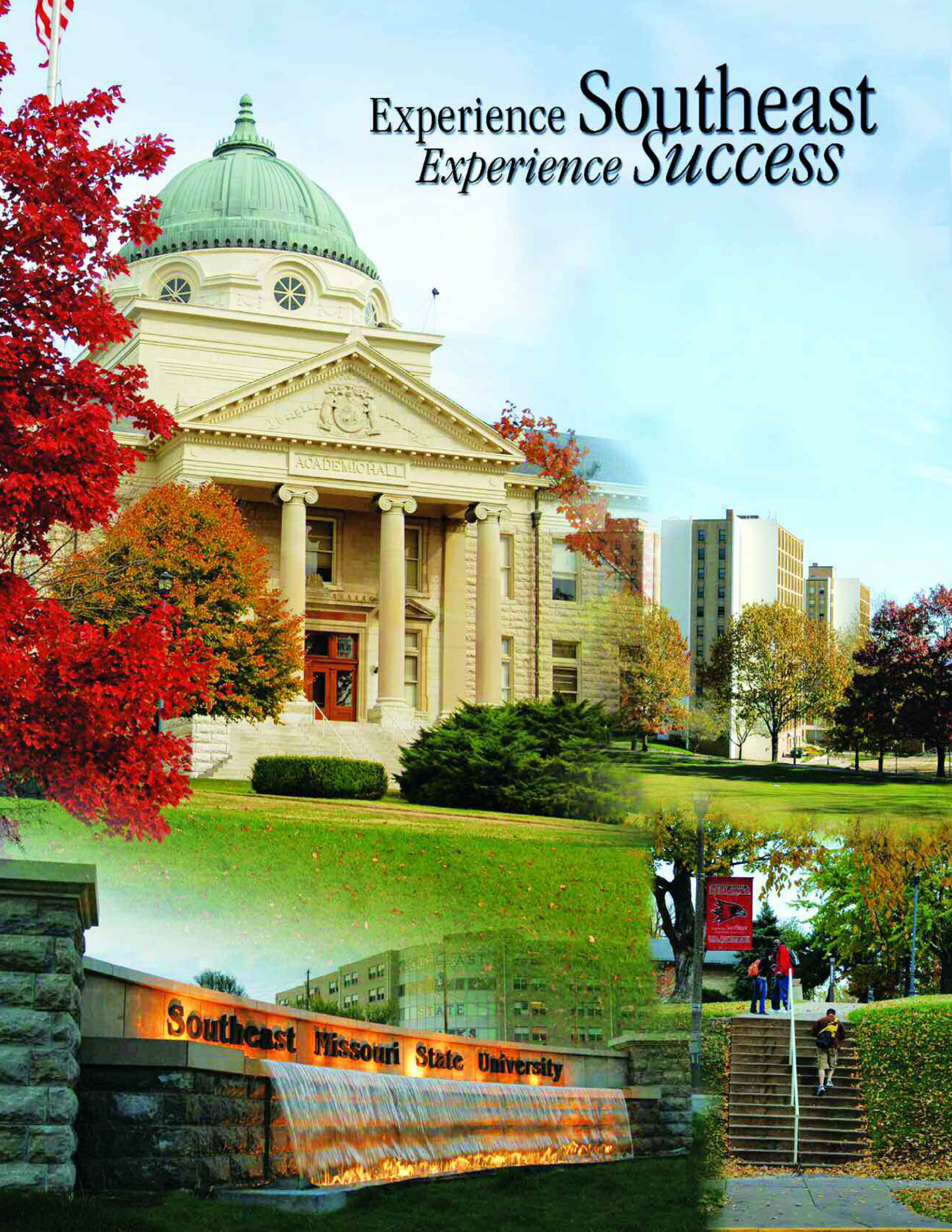
In the Fall '13 semester, Southeast student-athletes logged an impressive 1,500 community service hours. Redhawks baseball logged the most of any team with 320 hours given back to the community.

REDHAWKS



Community Service

Experience Southeast *Experience Success*





BASEBALL 2013-14 SCHEDULE

FEB. 14-16 • 3 P.M./2 P.M./1 P.M. • ORAL ROBERTS
 FEB. 18 • 3 P.M. • ARKANSAS- LITTLE ROCK
 FEB. 19 • 3 P.M. • HARRIS-STOWE
 FEB. 21-23 • 3 P.M./2 P.M./1 P.M. • IPFW
 FEB. 25 • 6 P.M. • ARKANSAS STATE
 FEB. 28 - MARCH 2 • 5 P.M./5 P.M./1 P.M. • MEMPHIS
 MARCH 4-5 • 3 P.M./2 P.M. • ARKANSAS-PINE BLUFF
 MARCH 7-9 • 3 P.M./2 P.M./1 P.M. • BELMONT*
 MARCH 11 • 3 P.M. • MISSOURI STATE
 MARCH 14-16 • 2 P.M./1 P.M./NOON • EASTERN KENTUCKY*
 MARCH 18 • 3 P.M. • SAINT LOUIS
 MARCH 21-23 • 3 P.M./2 P.M./1 P.M. • MOREHEAD STATE*
 MARCH 25 • 6:30 P.M. • MISSISSIPPI STATE
 MARCH 28-30 • 6 P.M./3 P.M./1 P.M. • UT MARTIN*
 APRIL 1 • 6 P.M. • ARKANSAS STATE
 APRIL 4-6 • 5 P.M./2 P.M./1 P.M. • SIU EDWARDSVILLE*
 APRIL 8 • 5 P.M. • SOUTHERN ILLINOIS
 APRIL 11-13 • 6 P.M./2 P.M./1 P.M. • AUSTIN PEAY*
 APRIL 15 • 6 P.M. • SAINT LOUIS
 APRIL 17-19 • 5 P.M./5 P.M./1 P.M. • EASTERN ILLINOIS*
 APRIL 22 • 5 P.M. • SOUTHERN ILLINOIS
 APRIL 25-27 • 6 P.M./1 P.M./1 P.M. • JACKSONVILLE STATE*
 APRIL 29 • 6 P.M. • MISSOURI
 MAY 2-4 • 5 P.M./2 P.M./1 P.M. • MURRAY STATE*
 MAY 9-11 • 6 P.M./2 P.M./1 P.M. • TENNESSEE TECH*
 MAY 13 • 6:30 P.M. • VANDERBILT
 MAY 15-17 • 2 P.M./2 P.M./NOON • IPFW
 MAY 21-25 • OVC TOURNAMENT

* CONFERENCE GAME
 HOME GAMES HELD AT CAPAHA PARK
 ALL GAMES BROADCAST ON SEMO ESPN 92.9 FM

GOSOUTHEAST.COM

