



Southeast Missouri State Redhawks Women's
BASKETBALL MEDIA GUIDE
2014-15 SEASON



Southeast

Missouri State University™

Located

- ▶ Cape Girardeau, Mo.

Enrollment

- ▶ 12,087

Class Size

- ▶ Small classes with 98 percent of courses having fewer than 50 students

Academic Programs

- ▶ More than 200 areas of study including business, education, nursing, agriculture, science and technology, visual and performing arts

Athletics

- ▶ 15 NCAA Division I Teams



TABLE OF CONTENTS

Intro to Redhawk Basketball

Media Information	2-3
Show Me Center	4-5
Experience Redhawks Basketball	6-7
Sports Medicine/Athletic Training	8-9
President Dr. Kenneth W. Dobbins	10-11
Director of Athletics Mark Alnutt	12-13
Athletics Staff	14-16

Season Preview

Season Outlook	18-19
Numerical/Alphabetical Roster	20
Radio/Television Roster	21
Schedule	22

Coaching Staff

Head Coach Ty Margenthaler	24-25
Assistant Coach Heather Ezell	26
Assistant Coach Cameron Tucker	27
Assistant Coach Lavesa Glover	28

Player Profiles

Returners	30-35
Newcomers	36-40

Year in Review

2013-14 Final Statistics	42-46
2013-14 Box Scores	47-54

Opponents

Opponents	56-61
Mission Statement	62

This is the OVC

OVC History	64-69
OVC Members	70

Records & History

Honors & Awards	72-73
Records	74-77
1,000 Point Club	78
Year-by-Year Records	79
Yearly NCAA Division I Team Statistics	80
Yearly NCAA Division I Individual Leaders	81-83
All-Time Results	84-89
All-Time vs. Opponents	90
Series History vs. 2013-14 Opponents	91-94
Postseason History	95
All-Time Letterwinners	96



This is Southeast

University Section	98-103
Classroom on the Court	104

Credits

The 2014-15 Southeast Missouri Women's Basketball Guide was written, edited and designed by Assistant Sports Information Director Tyler Koonce. Cover design and additional graphics assistance provided by Veda Barnett and Tonya Wells. Editorial assistant provided by Sports Information Director Jeff Honza and Sports Information Student Assistants Trent Kiefer, Corey Rogers and Kevin Scanlon.

Photography by Marcus Painton, Josh Russell, Aaron Eisenhauer, Marc Mahnke, Keith Hente, Pat Patterson, Fred Lynch, Bill Barrett and Dennis Hubbard. Thank you to opposing school communications contacts for submitting information to the opponents section of this publication.



SOUTHEAST MISSOURI REDHAWKS

Credentials

Credentials are required for entrance to the Show Me Center. To request season or single-game credentials, please contact Southeast Missouri Assistant Sports Information Director **Tyler Koonce** by phone (573) 651-2937 or email at tkoonce@semo.edu. Credentials can be picked up at the NCAA pass gate inside the main entrance of the Show Me Center.

Press Row

Media will be issued assigned seats courtside on the north side of the Show Me Center. Press row is reserved for working media. Professional decorum is expected at all times. Cheering or outward expression is strictly prohibited.

Photographers

Photographers working the floor level at the Show Me Center are required to shoot from behind the dash lines along the baselines and must sit on the floor in those areas. The Sports Information Director may identify other positions off the court where photographers may work, provided the view is not blocking view of fans. At no time may photographers work directly from behind the official scorer's table and team benches or in front of any courtside signage. No tripods may be placed on or beside the court.

Postgame Interviews

All interview requests for Southeast Missouri student-athletes must be made to a member of the Southeast Sports Information staff prior to the end of each game. Student-athletes will be escorted to postgame press conferences in the front meeting rooms of the Show Me Center. Media representatives are not allowed in the dressing room areas. Redhawks head coach **Ty Margenthaler** will address the media during press conferences after every game and the opposing head coach will be invited upon request. Margenthaler will join press conferences immediately following his postgame radio obligation with the Redhawks Radio Network.

Basketball Email List

If you would like to be added to the Southeast Missouri women's basketball email list to receive breaking news about the team, please email **Tyler Koonce** at tkoonce@semo.edu. The official athletics website, GoSoutheast.com, is the best source for up-to-date team information.

Weekly Interviews

All Southeast Missouri women's basketball practices are open to the media. Interviews will be conducted before all practices. Please contact the Sports Information office to verify practice times and locations.

Redhawks Radio Network

Southeast Missouri has a new flagship station. All Redhawk men's basketball games will be broadcast live on the radio at ESPN 1220 AM and online at GoSoutheast.com.

Games can also be heard on KMAL 1470 AM, which is currently the only 100,000-watt station in the Ohio Valley Conference. **Erik Sean** is in his 15th year as the "Voice of the Redhawks." Sean is the Director of Sports Operations for Mississippi River Radio's eight radio stations in Cape Girardeau. He is a 12-time winner of the Missouri Broadcasters Association's Play-by-Play Award and three-time winner of the MBA's Sports Award. Sean will be assisted by **Todd Bonacki** and **Jess Bolen** this season.

Radio Network Affiliates

ESPN 92.9 FM (KLSC).....Cape Girardeau, Mo.
ESPN 1220 AM (KGIR)**Cape Girardeau, Mo.
ESPN 1470 AM (KMAL).....Malden, Mo.
102.9 FM K103 (KEZS)..Cape Girardeau, Mo.

**Flagship



SOCIAL MEDIA



[Facebook.com/GoSoutheast](https://www.facebook.com/GoSoutheast)
[Facebook.com/SEMOWBB](https://www.facebook.com/SEMOWBB)



[@GoSoutheast](https://twitter.com/GoSoutheast)
[@SEMOWBB](https://twitter.com/SEMOWBB)



[Pinterest.com/GoRedhawks](https://www.pinterest.com/GoRedhawks)



[YouTube.com/GoSoutheast Redhawks](https://www.youtube.com/GoSoutheastRedhawks)

Visiting Radio

Visiting radio stations are required to make requests at least one week in advance. The Redhawks Radio Network provides a courtesy phone line for the official station of all opponents. Other stations will be charged a rights fee and must order telephone lines from the University Telecommunication Services by calling (573) 651-2575.

Parking


There is no designated parking for visiting media at the Show Me Center. Parking is on a first-come, first-serve basis, so please arrive early.

Wireless Internet

The Show Me Center is equipped with wireless internet. Please see a member of the Southeast sports information staff for login information.

Southeast Missouri Sports Information

One University Plaza MS 0200
Cape Girardeau, MO 63701
Phone: (573) 651-2933
Fax: (573) 651-2810



Jeff Honza Director
Tyler Koonce Assistant Director
Sean Stevenson Assistant



2014-15 Sport Assignments

Jeff Honza, Director

Football, Men's Basketball,
Women's Tennis, Softball
Office: (573) 651-2933
Cell: (618) 528-1145
Email: jhonza@semo.edu;
redhawk1@me.com

Tyler Koonce, Assistant Director

Secondary Football,
Women's Soccer,
Women's Basketball, Gymnastics,
Outdoor Track & Field
Office: (573) 651-2937
Cell: (816) 205-5400
Email: tkoonce@semo.edu

Sean Stevenson, Assistant

Cross Country, Volleyball,
Indoor Track & Field, Baseball
Office: (573) 651-2294
Cell: (314) 620-0855
Email: sstevenson@semo.edu

GoSoutheast.com

OVC Teleconferences

Monthly teleconferences for Ohio Valley Conference men's basketball coaches will be held on the following dates this year: Jan. 8 (Wednesday); Feb. 5 (Wednesday); March 3 (Monday prior to the OVC Tournament). The calls begin at 10 a.m. Central Time with Southeast head coach **Ty Margenthaler** scheduled at 10:30 a.m. Please contact Kyle Schwartz at (615) 371-1698 for more information on how to participate.

OVC Digital Network

Fans can watch all of Southeast Missouri's home basketball games free of charge online at OVCDigitalNetwork.com. The Southeast Missouri Department of Athletics will produce the Redhawks home football webcasts this season.



GOSEOUTHEAST.COM





SOUTHEAST MISSOURI REDHAWKS



The 7,000-seat Show Me Center (SMC) is the home of the Southeast Missouri State University men's and women's basketball teams. Additionally, the Show Me Center is the entertainment, and meeting hub for

the 250,000 residents of the tri-state region.

The facility first opened its doors in the summer of 1987 and celebrated its 25th Anniversary during the 2012-13 season.

The Show Me Center has served Southeast Missouri State University, the

City of Cape Girardeau, and the citizens of Southeast Missouri, Southern Illinois, and Western Kentucky by providing quality concerts, sporting events, top-notch family entertainment, and a first-rate banquet, convention, and meeting facility.

The facility is a joint-venture of Southeast Missouri State and the City of Cape Girardeau. The combined SMC and Student Recreation Center, which received a complete renovation and expansion in 1999, were originally built at a cost of \$18 million.

The building houses the Redhawks men's and women's locker rooms, which have been completely remodeled. New basketball offices on the north side of the SMC were completed during the fall of 2003. Most recently, a new portable floor and goals were purchased before the 2011-12 season.

The Student Recreation Center is adjoined to the Show Me Center, and it houses the Redhawks' practice facilities. The center has five full basketball courts



(including two hardwood courts), a large weight room, six racquetball courts, an indoor track, two cardiovascular equipment areas, a climbing wall, two multipurpose rooms, and full locker rooms. The new Student Aquatic Center, which opened in December 2007, features a four-lane lap pool, a recreational pool with a rock wall and zip line, hot tub and locker rooms.

Largest Show Me Center Crowds (Women's Basketball)

<u>Attendance</u>	<u>Date</u>	<u>Opponent</u>	<u>Result</u>
7,064	3/23/91	North Dakota State	L, 74-81
6,640	3/22/91	Norfolk State	W, 85-52
6,607	1/22/05	Austin Peay	W, 84-52
4,023	3/16/91	Cal-Poly Pomona	W, 82-52
3,844	2/3/01	Tennessee State	W, 95-84
3,669	1/14/99	Murray State	W, 78-59
3,385	2/23/99	Murray State	W, 66-60
3,855	2/20/00	Eastern Illinois	W, 101-86
3,850	2/17/01	Eastern Illinois	L 47-70
3,344	1/13/01	UT Martin	W, 79-66
2,982	2/18/89	Central Missouri	L, 65-72





SOUTHEAST MISSOURI REDHAWKS



Experience



EXPERIENCE REDHAWKS BASKETBALL



Redhawks



Basketball





SOUTHEAST MISSOURI REDHAWKS



Prevention. Treatment. Rehab. Education. Those are the four primary phases of athletic training, and the Southeast Missouri athletic training staff strives to fulfill all of those areas when working with student-athletes on a daily basis.

Southeast student-athletes are offered the best care possible by the athletic training staff. Co-Interim Head Athletic Trainers Ben Fox and Amanda Martin direct the Sports Medicine department which includes four full-time athletic trainers, six graduate assistants and several student assistants. The staff serves student-athletes around-the-clock at numerous facilities on campus.

The athletic trainers begin treatments and rehabilitation starting as early as 6 a.m., and are available until the last student-athlete is through. There are currently four athletic training facilities on campus. The staff treats out of the Rosengarten Athletic Complex, where the primary training room is located. There are two other satellite athletic training rooms, including one at Houck Field House and one at the Show Me Center.

The Southeast athletic training rooms are equipped with stationary bikes, hand weights, therapeutic modalities and the latest physical therapy equipment. Each component is strategically designed to not only give the student-athlete the best care, but also to aid in returning to competition as quickly as possible.

Southeast Athletic Training has strong working relationships with local physicians and two hospitals in Cape Girardeau. It is from these hospitals that the Athletic Training department is assisted by four orthopedic physicians.

The Southeast Athletic Training program prides and commits itself to providing the best comprehensive, personalized and efficient healthcare to its student-athletes. Delivery of healthcare focuses on the prevention and management of athletic-related injuries or illnesses, while adhering to the National Athletic Trainers' Board of Certification Standards of Professional Practice. Our high quality of athletic healthcare is provided in combination with the education of athletic training students.





Southeast Missouri's Strength and Conditioning program is committed to developing the total student-athlete through their experiences within a competitive training environment.

This will be accomplished by focusing on reducing the risk of injury and maximizing athletic potential through individual evaluation and program design.

Training Principles for Southeast Athletes:

1. *Reduce the risk of injuries*
 - If a student-athlete is injured, he/she will not be able to compete at practice or games.
2. *Ensure the athletes are optimally prepared to compete*
 - It is our responsibility to best manage all stressors that are placed on the student-athletes body in order to achieve the best results on the playing field.
3. *Maximize athletic ability*
 - We challenge each athlete, both physically and mentally, in order to achieve optimal results.

Exercises for Southeast Athletes are based on the following Principles:

1. *Ground Based Movements*
 - Athletes compete with their feet on the ground, and therefore, should train that way. The ability to produce force against the ground determines how fast athletes can run and how high they can jump.
2. *Three-Dimensional Movements*
 - Athletes must be able to stabilize themselves in all planes of movement. A fancy way of saying we use free weights (barbells/ dumbbells vs. machines).
3. *Multi-Joint Movements*
 - Very rarely in sport do athletes isolate one single joint at a time. Athletes can train more muscle mass at the same time.

The Southeast Missouri Strength and Conditioning program is under the direction of Ryan Johnson.

Redhawk student-athletes use various training facilities located inside the Student Recreation Center South.





SOUTHEAST MISSOURI REDHAWKS



PRESIDENT DR. KENNETH W. DOBBINS

Dr. Kenneth W. Dobbins became the seventeenth president of Southeast Missouri State University on July 1, 1999 after serving as the University's Vice President of Finance and Administration from 1991 to 1993, and Executive Vice President from 1993 until his appointment as president. He previously held several positions in higher education administration at Kent State University in Ohio.

During his tenure at Southeast, academic programs have been enhanced including the establishment of the College of Science, Technology, and Agriculture and the Earl and Margie Holland School of Visual and Performing Arts which opened in fall 2007 on

the new River Campus. A comprehensive review of all academic and non-academic programs has been accomplished to maintain quality and minimize student fee increases in the face of significant state appropriation reductions. Southeast continues to be recognized nationally for many of its outstanding accredited academic programs. For the 11th year in a row, Princeton Review recognized the Master of Business Administration program on its list of "Best Business Schools." GetEducated.com listed Southeast #1 on the list of "Top 10 Ranked Best Values Online MBAs-AACSB-Accredited"; Southeast is recognized in the top tier of the Midwest best regional universities in U.S. News Best Colleges for

2014; and Southeast was again named among the "Best in the Midwest" by Princeton Review. Additionally, Militaryfriendlyschools.com lists Southeast among the top schools that embrace veterans as students, and recent freshmen survey data indicate that new students applied only to Southeast at a rate three times the national average.

Enrollment has increased significantly since a 20-year-low in 1994 when approximately 7,900 students attended Southeast. In fall 2005, enrollment topped 10,000 for the first time, and stood at more than 11,900 in 2013. Additionally, record enrollments in higher education have occurred in the University's 25-county service region during his tenure due to the establish-

ment of new regional campuses in Sikeston and Kennett and a higher education center at Perryville serving place-bound students in and near those rural communities.

During Dr. Dobbins' presidency more than \$400 million in capital construction and building improvement projects have enhanced the University. The Seabaugh Polytechnic Building and the \$58 million River Campus were constructed. In 2005, the Douglas C. Greene Center for Innovation and Entrepreneurship was opened, followed by the dedication of the state-of-the-art David M. Barton Agriculture Research Center in 2009, and the University's Autism Center for Diagnosis and Treatment in 2010. Southeast is known throughout the Midwest for its

modern and student-friendly residence halls. Vandiver Hall was completed in 2002; Merick Hall in 2009; and LaFerla Hall was dedicated in the fall of 2013. More than \$90 million in capital renovation projects were completed in 2013, including the renovation of the historic 108-year-old Academic Hall, and the remodeling and upgrades to the Magill and Rhodes sciences complex. Additionally, the University will open the River Campus Center, a new academic and residence hall center, at the River Campus in fall 2014.

Dr. Dobbins has served a two-year term as president of the Missouri Council on Public Higher Education (COPHE), the organization for presidents and chancellors of Missouri's public colleges and universities, and is the senior member of the organization. In 2007, he was selected to serve a three-year term on the American Association of State Colleges and Universities (AASCU) Board of Directors, an organization which represents over 420 U.S. public college and university members and more than 3.7 million students or 56 percent of the enrollment at all public four-year institutions. He was elected Secretary-Treasurer of the organization in 2008, chaired the organization in 2010-2011, and again serves on the AASCU Board. Also, for the past ten years, he has served as one of four faculty members for the week-long AASCU New Presidents' Academy, and currently chairs the Finance Committee of the American Academic Leader-

ship Institute. He previously served three years as president of the Ohio Valley Conference and is currently a member of the Conference finance subcommittee. In addition, he is the vice president for membership on the executive board of the Greater St. Louis Council, Boy Scouts of America, and was elected by local council associates to serve on the National Council, Boy Scouts of America. In 2010, he was awarded the Silver Beaver Award, the highest honor bestowed upon a Boy Scout volunteer by a council.

He earned his B.S. degree in accounting from the University of Akron (Ohio) in 1971 and served as a commissioned officer and civilian executive in the U.S. Air Force for almost 10 years. He received the M.B.A. degree in 1979 from Old Dominion University (Virginia) where he was awarded the 2001 Distinguished Alumni Award, and the Ph.D. in higher education administration in 1987 from Kent State, where in 2011, he was awarded the Alumni Leadership Award for the College of Education, Health and Human Services Annual Hall of Fame Awards. He is also a Certified Public Accountant in Ohio.

Dr. Dobbins and his wife, Jeanine Larson Dobbins, Founder and Director Emeritus of the Missouri Statewide Early Literacy Intervention Program based at Southeast, have a son, Paul, and a daughter-in-law, Stacey, who are both Southeast graduates, and two grandsons, Lincoln Kenneth and Brady Larson Dobbins.

Board of Regents



Doyle L. Privett
President



Kendra Neely-Martin
Vice President



Donald G. LaFerla



Daren Todd



Thomas M. Meyer



Jay B. Knudtson



Austin Cordell
Student Representative



SOUTHEAST MISSOURI REDHAWKS



DIRECTOR OF ATHLETICS MARK ALNUTT

Southeast Missouri's Department of Athletics is thriving under the leadership of Mark Alnutt.

Southeast Athletics operates on the three core values of its mission -- Academic Excellence, Social Development and Competitive Success. As a result, the Redhawks are soaring in all of those areas.

Academically, Southeast student-athletes have combined for over a 3.1 cumulative grade point average in the fall and spring semesters each year with Alnutt at the helm. The 2013-14 campaign saw a total of 197 individuals achieve a 3.0 or higher cumulative GPA accounting for 62.5

percent of the student-athlete population. That success led to the Department of Athletics securing a 3.17 GPA with 13 teams maintaining a 3.0 or better the entire year.

Prior to that, the Redhawks accumulated a 3.12 GPA with 192 student-athletes getting a 3.0 or higher mark in 2012-13.

In line with academics, Alnutt strongly encourages coaches, administrators and student-athletes to be visible in the community. That being said, student-athletes have logged over 4,000 hours of community service in Alnutt's term as Director of Athletics. Pink Up Cape, Feed My Starving Children, Project Homeless Connect, Cape Girardeau Adopt-A-Street, Read to Succeed and Special Olympics are among

the many community service opportunities the Redhawks have actively participated in.

Another valuable piece of Southeast's growth in athletics has been Alnutt's Redhawks Road Trip. The Redhawks Road Trip features a series of outreach events to give fans, alumni, supporters and community members the chance to meet select coaches, student-athletes and administration from Southeast Athletics. Last year, the Redhawks made 11 different stops along the "I-55 Corridor," that stretch between St. Louis and Memphis which is so important from a branding, recruiting and fundraising standpoint.

Athletically, Southeast finished third in the Ohio Valley Conference

Commissioner's Cup for the second-straight year in 2013-14. The Redhawks tallied 107.5 points, a +3.25 increase from the previous season. Those third-place finishes are the best in school history.

Southeast nearly had a clean sweep of the OVC track & field championships, winning the men's indoor and men's and women's outdoor crowns. The Redhawks also won the OVC baseball title and Midwest Independent Conference women's gymnastics championship during the 2013-14 campaign. In all, Southeast teams have won six conference titles in Alnutt's first two years as Director of Athletics.

Alnutt was the driving force behind securing the first-ever NCAA football game at

Busch Stadium in St. Louis. Longstanding regional-rivals Southeast Missouri and Southern Illinois met in the College Classic on Sept. 21, 2013.

Alnutt has made some new coaching hires as well. He introduced Tom Matukewicz as the Redhawks head football coach on Dec. 18, 2013 and Mark Redburn as the school's next head softball coach on June 26, 2014.

Since Alnutt officially took over as Director of Athletics on April 19, 2012, total giving to athletics has increased by more than 12 percent. As a result, the department raised over \$350,000 through various fundraising initiatives.

Prior to accepting his first job as Director of Athletics, Alnutt served as the Senior Associate Athletics Director at the University of Missouri.

Alnutt was the administrative liaison for football; supervised track and field, cross country, gymnastics and golf; spearheaded the department's project management team; served as the primary point person for the Athletic Department, overseeing all aspects of facility project master planning, development, management and implementation; and was involved with external department operations, including development, game operations, marketing, media relations, Mizzou Sports Properties and ticket operations.

Alnutt also managed postseason travel arrangements for each of the University of

Missouri's 20 intercollegiate sport programs. He oversaw Missouri's Nike contract, the Big Wheels and Flying Tiger programs and the department's relationship with Old Hawthorne Golf Club. In 2009, he managed a \$5 million video board project through the University of Missouri Sports Complex with the centerpiece being a new board at Faurot Field. He also oversaw the design and construction of the new Golden Girls/Gymnastics practice facility in the fall of 2011. Alnutt was actively involved in the solicitation and stewardship efforts of capital gift giving, as well.

Alnutt spent six years at the University of Missouri as director of football operations, adding an assistant athletic director title prior to the 2005-2006 season. In that role, his duties included coordinating the team's travel plans, overseeing the football budget, handling compliance issues, scheduling of facilities, assisting with recruiting operations and managing the day-to-day operations of the football program.

He coordinated public relations and community service events for football, and oversaw all organizational aspects for the University of Missouri's trips to the 2003 and 2005 Independence Bowl games played in Shreveport, La. He also represented the football program as part of the design team that planned the \$16 million expansion and renovation project which turned the Tom Taylor

Building into the Missouri Athletics Training Complex.

Alnutt was a three-year letterman for the University of Missouri as a linebacker and tight end from 1993-1995 and was voted the team's champion of the year as a senior. He earned a degree in sociology in 1995 and went to work for Major Brands as a senior salesman in Kansas City from February 1996 to August 1997.

He returned to the University of Missouri to pursue a master's degree in public administration with an emphasis on sports psychology. He joined the Missouri football staff in 1998 as an administrative/video graduate assistant. Alnutt completed his master's degree in May 2000 and took over as director of football operations that August.

A native of Kansas City, Alnutt served as president of the board of directors for Big Brothers/Big Sisters of Boone County and was selected to participate in the 2002-2003 NCAA Leadership Institute for Ethnic Minority Males. In June 2005, he was recognized by Columbia Business Times as one of the Columbia's 40-Under-40 business leaders for his work in the community.

He has participated in the Division I-A Athletic Director's Institute, attended the NACDA Mentoring Institute and chaired the NCAA Women's Gymnastics committee. In 2010, he was the recipient of an Outstanding Chancellor's Staff recognition and the Barbara S. Uehling

Award for Administrative Excellence at the University of Missouri.

Alnutt was selected to serve a four-year term on the NCAA Minority Opportunities and Interests Committee, effective Sept. 1, 2013.

The NCAA Minority Opportunities and Interests Committee (MOIC) was formed by the Association in January 1990 to review issues related to the interests of ethnic minorities and women. These issues focus on the education and welfare of minority student-athletes, as well as the enhancement of opportunities for ethnic minorities and women in coaching, athletics, administration, officiating and the NCAA governance structure.

A year later, Alnutt was appointed to serve a four-year term on the NCAA Football Playing Rules Committee that will begin Sept. 1, 2014.

The mission of the NCAA Football Rules Committee is to govern the playing rules of collegiate football by: Acknowledging the traditions of sport; Soliciting input from various college constituencies; Examining existing regulations and making necessary modifications to create safe, practical, concise and enforceable rules; and influencing the long term vision and direction of NCAA football.

Alnutt and his wife, the former Kate Hankins, are the parents of four children, Jaren, Kinleigh, Mason and Aidan.



SOUTHEAST MISSOURI REDHAWKS



Cindy Gannon
Senior Associate
Director of
Athletics/Senior Woman
Administrator



Rachel Blunt
Assistant Director of
Athletics/Compliance



Nate Saverino
Assistant Director of
Athletics/External
Affairs



Sara Cummings
Administrative Assistant



Sharon Burgard
Academic Services
Coordinator



Elizabeth Brucker
Director of Business
Operations



Barb Kinsey
Administrative
Assistant/Development



Kent Phillips
Coordinator of Facilities
& Event Management




Jeff Honza
Sports Information
Director




Phillip Lady
Coordinator of
Marketing &
Promotions



Alan Savage
Ticket Manager/Student
Accountant



Marcia Hendrix
Assistant Ticket Man-
ager/Insurance



Tyler Koonce
Assistant Sports
Information Director



Beth Easter
Faculty Athletics
Representative



Steve Bieser
Head Baseball Coach



Tom Matukewicz
Head Football Coach



Dickey Nutt
Head Men's
Basketball Coach



Ryan Lane
Head Cross Country/
Assistant Track & Field
Coach




Kristi Ewasko
Head Women's
Gymnastics Coach



Heather Nelson
Head Women's
Soccer Coach



Mark Redburn
Head Softball Coach



Leah Killen
Head Women's
Tennis Coach



Eric Crumpecker
Head Track & Field
Coach



Julie Yankus
Head Volleyball Coach



Dillon Lawson
Assistant Baseball
Coach




Lance Rhodes
Assistant Baseball
Coach



Jamie Rosser
Associate Head Men's
Basketball Coach



Stetson Hairston
Assistant Men's
Basketball Coach



Justin Argenal
Assistant Men's
Basketball Coach



Sarah Brown
Assistant Women's
Gymnastics Coach



Chris Bogantes
Assistant Women's
Gymnastics Coach



Paul Nelson
Associate Head
Women's Soccer Coach



Adam Kleman
Assistant Women's
Soccer Coach



Matt Koelling
Assistant Track &
Field Coach



Miles Smith
Assistant Track &
Field Coach




Madalyn Stichnot
Assistant Track &
Field Coach




Bryce Saia
Assistant Football Coach



Sherard Poteete
Assistant Football Coach



Jon Wiemers
Assistant Football Coach




Matt Martin
Assistant Football Coach



Eric Burrow
Assistant Football Coach



Ricky Coon
Assistant Football Coach



Salim Powell
Assistant Football Coach



Travis Fisher
Assistant Football Coach



Willie Ponder
Undergraduate
Assistant Football Coach



Steve Hendry
Defensive Assistant
Football Coach



Joe Uhls
Assistant Football Coach/
Director of Football
Operations



Tyler French
Assistant Football Coach



Robby Rasco
Equipment
Manager



Jared Diekmann
Football Video
Coordinator



Stephanie Winter
Assistant Softball
Coach



Kerry Shaw
Assistant Softball
Coach



Kayani Turner
Assistant Volleyball
Coach



Nikki Buchholz
Assistant Volleyball
Coach



Kodie Bennett
Cheerleading Coach




Tatianna Parham
Sundancers Coach



SOUTHEAST MISSOURI REDHAWKS



Sandy Wiemers
Assistant Academic
Services Coordinator



Ben Fox
Assistant Athletic
Trainer



Ashley Angerer
Assistant Athletic
Trainer



Ryan Johnson
Strength & Conditioning
Coach



Megan Rottler
Strength & Conditioning
Specialist




Andrew Salter
Graduate Assistant
Strength & Conditioning



Phil Baier
Graduate Assistant
Strength & Conditioning



Leah Ginn
Graduate Assistant
Athletic Trainer




Jamie Jetton
Graduate Assistant
Athletic Trainer



Karley Evans
Graduate Assistant
Academic Services



Bethany Pfeiffer
Graduate Assistant
Academic Services



Alex Lais
Graduate Assistant
Marketing &
Promotions



Sean Stevenson
Sports Information
Assistant



2014-15 PREVIEW





SOUTHEAST MISSOURI REDHAWKS

Southeast Missouri women's basketball looks to return to prominence in 2014-15 following a season of close calls last year. The 2013-14 Southeast squad finished 10-19 but posted a winning record on their home court at the Show Me Center, finishing 7-6 in front of the home crowd. The Redhawks have placed a focus on attention to detail heading into this year's campaign and have high hopes for the upcoming season.

"The biggest thing that we've worked on all summer and in the fall during our individual workouts is improving every single day," head coach **Ty Margenthaler** said. "Fundamentals is something that we always stress. If we can take care of the little things, we think this can be a very special year."

The Redhawks have a blend of proven experience along with a talented group of transfers and incoming freshmen. Southeast returns three starters and six letterwinners from last year. The team includes four seniors, three juniors, one sophomore and six freshmen. Nine of those players are homegrown talents from Missouri to go along with four players from Tennessee and one from Indiana. The squad also includes a Division I transfer and two junior college transfers.

"The whole team has done a great job of leading this summer," Margenthaler said. "We will depend on our senior class. We're going to go as far as our senior group takes us."

In 2014-15, the Redhawks return six players that competed in at least 21 games in 2013-14. Last season's second- and third-leading scorers return in junior guard **Olivia Hackmann** (Chamois, Mo./Helias) and senior guard **Allyson Bradshaw** (Cape Girardeau, Mo./Notre Dame). Hackmann averaged 9.7 points and 3.0 rebounds per game. She played in all 29 contests with 20 starts. Bradshaw averaged 8.6 points per contest and led the team with 42 three-pointers. She shot 32.3% (42-for-130) from beyond the arc. Bradshaw played in 28 contests with 22 starts last year. Both players will provide veteran leadership for the rest of the team. Junior forward **Connor King** (Jackson, Mo./Jackson) was the team's second-leading rebounder last season with 6.1 boards per game. She played in all 29 games with 25 starts a year ago.

This year's 29-game schedule features 13 matchups in Cape Girardeau at the Show Me Center. The Redhawks will host Saint Louis University and will compete in the Glass City

Classic at the University of Toledo. Southeast will also travel to face two SEC opponents.

"I think the community and fans know we always put together a great schedule. That's something we have not shied away from and we will not do that," Margenthaler said. "We go to Ole Miss for the first time which will be an exciting game and we'll play at the University of Missouri which is always fun for our players and the community."

"We have a great home game in Saint Louis University. We would really like to get the crowd out and involved to show our state that we have a great women's basketball fan base. We feel like we've put together a great non-conference schedule to prepare us for that conference race."

Guards

Bradshaw leads the group of guards as she enters her final collegiate season. She has played in 84 contests during her career and ranks third in program history with 124 made three-pointers. Her long-range prowess provides a constant threat to opposing defenses. In addition to averaging 8.6 points per game, she led the squad with an 83.3% free throw shooting percentage, converting 50 of 60 chances last year, including an Ohio Valley Conference-best 8-for-8 performance at UT Martin on Feb. 15.

Hackmann enjoyed a breakout season as a sophomore, averaging 9.7 points and 3.0 rebounds per game while competing in all 29 contests with 20 starts. She scored in double figures 15 times in 2013-14. Hackmann attempted a team-high 289 field goals and shot 38.4% from the field. She set a career-high with 17 points against SIU Edwardsville and will be looked upon to lead the Redhawks offensive attack again this season.

Highly-touted senior transfer **Jasmine Robinson** (Memphis, Tenn./Overton/Alabama) will be eligible to play after sitting out last season under NCAA rules while practicing with the team. She scored



Allyson Bradshaw

in double figures 42 times during her three-year career at Alabama and led the Crimson Tide in scoring as a sophomore, averaging 11.4 points per game in 2011-12. Robinson averaged at least 7.4 points per game in each of her seasons in Tuscaloosa. She is an explosive player that can play the 1-3 positions and can score from inside and outside.

Senior **Yelena Rosado** (St. Louis, Mo./North Tech) returns for her fourth and final season after playing in 22 games a year ago. She averaged 3.8 points and 1.2 assists per game. Rosado shot 44.1% from the field and played a season-high 17 minutes five times in 2013-14. She provides depth and experience with 56 collegiate games to her credit.

Sophomore **Brianna Mitchell** (Germantown, Tenn./Germantown) looks to build off of an impressive freshman campaign where she averaged 5.9 points per game in 27 contests. She led the Redhawks in scoring twice, including a 20-point effort at league champion UT Martin. She shot 30.6% from the field and 76.1% from the free throw line.

Jade Holly (Columbia, Mo./Hickman) is back with the program for her second season after redshirting last year. She was named Team MVP at Hickman High School and led her team to a 17-8 record while averaging 13.4 points per game. **Ashton Luttrull** (Ewing, Mo./Highland) also returns after redshirting in 2013-14. She was a Missouri Class 3 all-state selection at Highland High School.

Freshmen **Kaley Leyhue** (Martin, Tenn./Westview) and **Hannah Noe** (Dexter, Mo./Dexter) look to make an immediate impact after standout high school careers. Leyhue started all 137 games during her career at Westview High School, averaging 8.4 points and 5.6 rebounds per game. She added 373 assists, 232 steals and 39 blocks during her career and led her team to the state Final 4. She was an all-district, all-region and All-

West Tennessee selection. Leyhue was named a Super Senior by the *Jackson Sun* and was a West Tennessee All-Star.

Noe averaged 20.5 points, 3.8 assists and 1.8 steals per game for the Missouri Class 4 state runner-up at Dexter High School. She scored 1,411 points during her high school career and set a school record with 628 points as a senior. She scored 16 points in the state title game and was a *USA Today* All-Missouri selection. She was an all-state honoree and SEMO Conference Player of the Year.

Forwards

King leads the forward group and was the team's second-leading rebounder with 6.1 boards per game in addition to scoring 5.0 points a year ago. She played in all 29 games with 25 starts. She set a career-high with 12 rebounds four times and scored a career-best 13 points on three occasions. King shot 44.9% from the field.

Senior **Hillary Lively** (Cayuga, Ind./North Vermillion/Danville Area CC) returns for her second season with the program. She played in 21 games as a junior transfer, averaging 2.6 points and 1.9 rebounds per contest. She shot 43.4% from the field and scored a season-high 10 points against Western Kentucky. She added a career-best seven rebounds at OVC champion UT Martin.

Junior college transfer **Erin Bollmann** (Patton, Mo./Meadow Heights/Three Rivers CC) will play a stretch 4 position and should make an immediate impact. She has the ability to play inside and outside and is a proven scorer at the college level. Bollmann was an NJCAA All-American following her freshman season when she led Three Rivers Community College with 13.8 points, 7.2 rebounds, 3.5 steals and 0.9 blocks per game. She ranked 11th in the nation in steals. As a sophomore in 2013-14, she played in just 13 games due to injury, averaging 12.0 points and 5.8 rebounds per contest.



Olivia Hackmann

Freshman **Imani Johnson** (Lee's Summit, Mo./Lee's Summit North) brings impressive high school credentials after earning first-team all-state honors for a powerhouse Lee's Summit North program. She led her team to a Missouri Class 5 state runner-up finish and was also a first-team all-conference, all-district and all-region pick. She was a finalist for Miss Show Me Basketball and broke the school scoring record previously held by former WNBA player Claire Coggins with 1,677 career points. Johnson averaged 16.6 points, 8.3 rebounds, 1.2 blocks and 1.1 steals per game during her prep career.

Freshman **Deja Jones** (Murfreesboro, Tenn./Riverdale) enjoyed a stellar high school career in Tennessee. She played her senior season for national powerhouse Riverdale High School, which finished 25-7 and was ranked as high as No. 8 in the nation by *USA Today*. As a junior at Friendship Christian School in Lebanon, Tenn., Jones led the state in scoring with 22.1 points per game and scored over 1,000 points while also averaging eight rebounds per contest. She was a two-time district MVP and first-team all-district selection.



SOUTHEAST MISSOURI REDHAWKS



NUMERICAL ROSTER

No.	Name	Pos.	Ht.	Cl.	Hometown	Previous School
0	Jasmine Robinson	G	5-7	Sr.	Memphis, Tenn.	Alabama
1	Brianna Mitchell	G	5-6	So.	Germantown, Tenn.	Germantown
3	Hillary Lively	F	6-1	Sr.	Cayuga, Ind.	Danville Area CC
5	Yelena Rosado	G	5-8	Sr.	St. Louis, Mo.	North Tech
10	Ashton Luttrull	G	5-7	R-Fr.	Ewing, Mo.	Highland
11	Allyson Bradshaw	G	5-7	Sr.	Cape Girardeau, Mo.	Notre Dame
12	Erin Bollmann	F	5-11	Jr.	Patton, Mo.	Three Rivers CC
15	Kaley Leyhue	G	5-11	Fr.	Martin, Tenn.	Westview
21	Connor King	F	6-2	Jr.	Jackson, Mo.	Jackson
22	Deja Jones	F	5-11	Fr.	Murfreesboro, Tenn.	Riverdale
23	Jade Holly	G	5-9	R-Fr.	Columbia, Mo.	Hickman
24	Olivia Hackmann	G	5-10	Jr.	Chamois, Mo.	Helias
25	Hannah Noe	G	5-9	Fr.	Dexter, Mo.	Dexter
32	Imani Johnson	F	6-0	Fr.	Lee's Summit, Mo.	Lee's Summit North

ALPHABETICAL ROSTER

No.	Name	Pos.	Ht.	Cl.	Hometown	Previous School
12	Erin Bollmann	F	5-11	Jr.	Patton, Mo.	Three Rivers CC
11	Allyson Bradshaw	G	5-7	Sr.	Cape Girardeau, Mo.	Notre Dame
24	Olivia Hackmann	G	5-10	Jr.	Chamois, Mo.	Helias
23	Jade Holly	G	5-9	R-Fr.	Columbia, Mo.	Hickman
32	Imani Johnson	F	6-0	Fr.	Lee's Summit, Mo.	Lee's Summit North
22	Deja Jones	F	5-11	Fr.	Murfreesboro, Tenn.	Riverdale
21	Connor King	F	6-2	Jr.	Jackson, Mo.	Jackson
15	Kaley Leyhue	G	5-11	Fr.	Martin, Tenn.	Westview
3	Hillary Lively	F	6-1	Sr.	Cayuga, Ind.	Danville Area CC
10	Ashton Luttrull	G	5-7	R-Fr.	Ewing, Mo.	Highland
1	Brianna Mitchell	G	5-6	So.	Germantown, Tenn.	Germantown
25	Hannah Noe	G	5-9	Fr.	Dexter, Mo.	Dexter
0	Jasmine Robinson	G	5-7	Sr.	Memphis, Tenn.	Alabama
5	Yelena Rosado	G	5-8	Sr.	St. Louis, Mo.	North Tech

Breakdown by Class:

Seniors	4
Juniors	3
Sophomores	1
Freshmen	6

Breakdown by State

Missouri	9
Indiana	1
Tennessee	4

Breakdown by Position

Guards	9
Forwards	5

Pronunciation Guide

Heather Ezell	EE-zell
Imani Johnson	Em-aw-nee
Kaley Leyhue	Lay-hue
Ashton Luttrull	Luh-TRUHL
Ty Margenthaler	Mar-Gen-THAY-ler
Yelena Rosado	Juh-LAY-nuh Ruh-ZAH-doe


COACHING STAFF

Head Coach: Ty Margenthaler (4th Season/SIU Edwardsville, 1997)

Assistant Coach: Heather Ezell (4th Season, Iowa State, 2009)

Assistant Coach: Cameron Tucker (1st Season/Ball State, 2007)

Assistant Coach: Lavesa Glover (1st Season/Green Bay, 2009)



Jasmine Robinson
G • 5-7 • Sr.
Memphis, Tenn.



Brianna Mitchell
G • 5-6 • So.
Germantown, Tenn.



Hillary Lively
F • 6-1 • Sr.
Cayuga, Ind.




Yelena Rosado
G • 5-8 • Sr.
St. Louis, Mo.



Ashton Luttrull
G • 5-7 • R-Fr.
Ewing, Mo.




Allyson Bradshaw
G • 5-7 • Sr.
Cape Girardeau, Mo.




Erin Bollmann
F • 5-11 • Jr.
Patton, Mo.



Kaley Leyhue
G • 5-11 • Fr.
Martin, Tenn.




Connor King
F • 6-2 • Jr.
Jackson, Mo.




Deja Jones
F • 5-11 • Fr.
Murfreesboro, Tenn.



Jade Holly
G • 5-9 • R-Fr.
Columbia, Mo.




Olivia Hackmann
G • 5-10 • Jr.
Chamois, Mo.



Hannah Noe
G • 5-9 • Fr.
Dexter, Mo.




Imani Johnson
F • 6-0 • Fr.
Lee's Summit, Mo.



Ty Margenthaler
Head Coach
4th Season




Heather Ezell
Assistant Coach
4th Season



Cameron Tucker
Assistant Coach
1st Season



Lavesa Glover
Assistant Coach
1st Season



Corey Davis
Operations Assistant
1st Season



Leah Ginn
Athletic Trainer
2nd Season



SOUTHEAST MISSOURI REDHAWKS

2014-15 Southeast Missouri Women's Basketball Schedule

<u>Date</u>	<u>Opponent</u>	<u>Location</u>	<u>Time</u>
Thursday, Nov. 6	Missouri Valley (ex.)	Cape Girardeau, Mo.	6:30 p.m.
Friday, Nov. 14	Alabama A&M	Cape Girardeau, Mo.	6:30 p.m.
Monday, Nov. 17	at Missouri	Columbia, Mo.	7 p.m.
Friday, Nov. 21	Saint Louis	Cape Girardeau, Mo.	6:30 p.m.
Tuesday, Nov. 25	at Mississippi	Oxford, Miss.	3 p.m.
Friday, Nov. 28	at Southern Illinois	Carbondale, Ill.	6:05 p.m.
Sunday, Nov. 30	at Bradley	Peoria, Ill.	2 p.m.
<i>Classroom on the Court</i>			
Wednesday, Dec. 3	Western Illinois	Cape Girardeau, Mo.	11 a.m.
Saturday, Dec. 6	at Central Arkansas	Conway, Ark.	2 p.m.
Wednesday, Dec. 10	at Kansas City	Kansas City, Mo.	7 p.m.
<i>Glass City Classic</i>			
Saturday, Dec. 13	vs. Detroit	Toledo, Ohio	11 a.m.
Sunday, Dec. 14	vs. Idaho	Toledo, Ohio	11 a.m.
Sunday, Dec. 21	Illinois-Springfield	Cape Girardeau, Mo.	2 p.m.
Tuesday, Dec. 30	William Woods	Cape Girardeau, Mo.	11 a.m.
Thursday, Jan. 1	at Belmont*	Nashville, Tenn.	3 p.m.
Saturday, Jan. 3	at Tennessee State*	Nashville, Tenn.	5:30 p.m.
Thursday, Jan. 8	Morehead State*	Cape Girardeau, Mo.	5 p.m.
Saturday, Jan. 10	Eastern Kentucky*	Cape Girardeau, Mo.	3:30 p.m.
Wednesday, Jan. 14	at Jacksonville State*	Jacksonville, Ala.	2 p.m.
Saturday, Jan. 17	Tennessee Tech*	Cape Girardeau, Mo.	3:30 p.m.
Tuesday, Jan. 20	SIU Edwardsville*	Cape Girardeau, Mo.	6:30 p.m.
Saturday, Jan. 24	at UT Martin*	Martin, Tenn.	4 p.m.
Saturday, Jan. 31	at Austin Peay*	Clarksville, Tenn.	4:30 p.m.
Thursday, Feb. 5	at Murray State*	Murray, Ky.	5 p.m.
Saturday, Feb. 7	Eastern Illinois*	Cape Girardeau, Mo.	3:30 p.m.
Wednesday, Feb. 11	UT Martin*	Cape Girardeau, Mo.	6:30 p.m.
Saturday, Feb. 14	Murray State*	Cape Girardeau, Mo.	3:30 p.m.
Saturday, Feb. 21	at Eastern Illinois*	Charleston, Ill.	1 p.m.
Wednesday, Feb. 25	at SIU Edwardsville*	Edwardsville, Ill.	7 p.m.
Saturday, Feb. 28	Austin Peay*	Cape Girardeau, Mo.	3:30 p.m.
<i>Ohio Valley Conference Tournament</i>			
Wednesday, March 4	First Round	Nashville, Tenn.	TBA
Thursday, March 5	Quarterfinals	Nashville, Tenn.	TBA
Friday, March 6	Semifinals	Nashville, Tenn.	TBA
Saturday, March 7	Finals	Nashville, Tenn.	TBA

All dates subject to change

COACHING STAFF





SOUTHEAST MISSOURI REDHAWKS

Ty Margenthaler

»Head Coach »4th Season »SIU Edwardsville, 1997



Ty Margenthaler is in his fourth year as head women's basketball coach at Southeast Missouri State University. Margenthaler is the seventh head coach in Southeast Missouri women's basketball history.

Led by his trademark 'Pack' defense, Margenthaler's Redhawks have held opponents under 60 points 27 times during his tenure in Cape Girardeau. Margenthaler has rebuilt a program that was coming off of back-to-back 21-loss seasons when he took over.

Under Margenthaler's leadership, the Redhawks have steadily improved over the past three seasons. In 2013-14, Southeast averaged 63.4 points per game, which is over a 10-point per game increase from when Margenthaler took over. It was also a four-point per game increase from the previous season.

In addition to the improved product on the court, Margenthaler has led a group of student-athletes that have performed well in the classroom. In the 2012-13 academic year, the Redhawks posted a 3.546 cumulative team grade point average, tying for the fifth-highest figure in the nation.

On April 14, 2011, former Southeast Missouri Director of Athletics John Shafer introduced Margenthaler as the Redhawks next head women's basketball coach and ushered in a new era of Southeast basketball.

"I am really excited to have Ty join our athletic family at Southeast," Shafer said. "His coaching experience speaks for itself. Ty and his family will be a great fit for our athletic program, the university and the Cape Girardeau community."

Prior to taking over at Southeast, Margenthaler spent the previous five years as an assistant coach at Wisconsin in the Big Ten Conference. He was recruiting coordinator for the Badgers and handled all aspects of the recruitment process, including contacting prospects and arranging visits.

Margenthaler also served as Wisconsin's assistant offensive coordinator and was in charge of post player development. He assisted with scouting opponents, summer camps, practice and game preparation, among many other day-to-day duties within the program.



HEAD COACH TY MARGENTHALER

Wisconsin posted a winning record in all five seasons Margenthaler spent in Madison, including two seasons with at least 22 victories. The Badgers also played in the postseason each year, qualifying for the 2010 NCAA Tournament and playing in the WNIT four times.

Prior to joining Wisconsin, Margenthaler was an assistant coach at Bradley from 2000-06, where he developed a pair of centers into All-Missouri Valley Conference players. Dena Williams (2002) and Ashley Chelleen (2003) both landed spots on the Valley's All-Freshman Team. Margenthaler also served as the camp coordinator and assisted with scouting at Bradley.

With both a father and brother in coaching, Margenthaler grew up around basketball. His father, Jack, coached 15 seasons at Western Illinois and 11 years at SIU Edwardsville before retiring. His brother, Matt, is in his 14th season as head men's basketball coach at Minnesota State University, Mankato.

Margenthaler's playing experience includes two seasons at Indian Hills Community College (1992-94) before joining his father at SIUE for his final two collegiate seasons, where he averaged 16 points per game and started every contest. He then coached for two years at SIUE, aiding the Cougars to a 19-9 record and NCAA Division II Tournament appearance in 1998-99.

He earned his bachelor's degree in Physical Education/Kinesiology from SIUE in 1997. He earned all-state basketball honors as a senior at Macomb (Ill.) High School.

After completing his collegiate playing career, Margenthaler coached at Roxana (Ill.) High School from 1997-99, earning Alton Telegraph Coach of the Year honors after leading his team to the South Central Conference title and regional championship.

Margenthaler and his wife, Julie, have two sons, Brice and Nate.





SOUTHEAST MISSOURI REDHAWKS

Heather Ezell

» Assistant Coach » 4th Season » Iowa State, 2009



Heather Ezell is in her fourth season as an assistant coach on Ty Margenthaler's staff at Southeast Missouri State University. Ezell is responsible for developing the Southeast guards on the court and plays a vital role in organizing practices, game planning, scouting and running summer camps.

The 2013-14 backcourt featured three players that averaged at least 7.2 points per game. Guards Allyson Bradshaw and Jordan Hunter tied as the team's third-leading scorers with 8.2 points per game. Bradshaw led the squad with 99 assists.

In 2012-13, Ezell tutored an Ohio Valley Conference All-Newcomer selection, marking the first Redhawk to earn postseason OVC honors since the 2008-09 season.

During the 2011-12 season, Ezell helped point guard Bianca Beck post her finest season with the Redhawks. Beck averaged a career-high 7.0 points and 4.1 assists per game while putting together a 1.32 assist-to-turnover ratio. Beck's development over the past year earned her a professional contract overseas.

Ezell spent the 2010-11 season as an assistant coach at Fairfield University, where the Stags posted a 17-13 overall record and a 10-8 mark in the Metro Atlantic Athletic Conference. She worked primarily with perimeter players while assisting in the day-to-day operations of the program, including practice and game planning, recruiting and coordinating the team's community service efforts.

A decorated athlete both collegiately and professionally, Ezell starred as a four-year letter winner at Iowa State University (2005-09). During her playing career, she tied the Cyclones' career record with 287 made three-point field goals and finished 10th in program history with 1,339 points. In her senior season, Ezell earned second-team All-Big 12 honors. She ranked 27th nationally with 2.5 three-point field goals made per game and eighth in the Big 12 with 3.5 assists per contest.

Ezell also earned a spot on the 2008 Big 12 All-Tournament Team and was the only player on the team that did not participate in the tournament championship game. Her selection was helped by draining a conference record 17 three-pointers in three tournament games, including a record eight in an upset of top-seeded Kansas State.

Ezell took her game to the professional level in 2009-10, playing in Iceland for Haukar where she was named Best Player in the Iceland Express League. She led the league in points and steals while finishing second in assists and rebounds. She also earned Most Valuable Player recognition in the league's All-Star Game.

A Springfield, Mo., native, Ezell led Kickapoo High School to two state championships and a 113-7 record during her prep years. She was named Miss Show Me Basketball as Missouri's top player in 2005. Ezell graduated from Iowa State in 2009 with bachelor's degrees in Management and Marketing.



ASSISTANT COACH HEATHER EZELL

Cameron Tucker

»Assistant Coach »1st Season »Ball State, 2007



Cameron Tucker is in his first year as an assistant women's basketball coach at Southeast Missouri State University. He also serves as the recruiting coordinator for the Redhawks.

Tucker joined the Redhawks after serving as the head coach at the University of Edinburgh in Scotland since 2013. He was the head of performance basketball for the top team in Scotland and No. 5 squad in the United Kingdom, which advanced to the elite eight in the national tournament.

During his tenure, Tucker transitioned the program to the Premier Division, the top conference in the UK. He recruited student-athletes from Europe and the United States.

"Cameron brings great coaching and recruiting experience," Southeast head coach Ty Margenthaler said. "His knowledge gained as a head coach can only help our basketball team in all areas."

Tucker has also worked on the women's basketball staffs at Houston Baptist (2012-13), Wisconsin-Milwaukee (2008-12), Warner University (2007-08) and Ball State (2006-07). He was an assistant coach at Houston Baptist and during his last two seasons with UW-Milwaukee. He originally joined the UW-Milwaukee staff as a video coordinator for two seasons. Tucker was an assistant coach at Warner for one season after serving as the video coordinator at Ball State.

Prior to transferring to Ball State, he was a student manager for the Iowa men's basketball program (2003-05). He earned his bachelor's degree in History and master's in Physical Education with a coaching specialization from Ball State.

In addition to collegiate coaching experience, Tucker has served as a national evaluator for Blue Star Basketball (2012-14) and assistant coach for the men's and women's programs at New Castle (Ind.) High School.



SOUTHEAST MISSOURI REDHAWKS

Lavesa Glover

»Assistant Coach »1st Season »Wisconsin-Green Bay, 2009



Lavesa Glover is in her first year as an assistant women's basketball coach at Southeast Missouri State University. A former professional player and NCAA Division I student-athlete, Glover coaches the Redhawks post players, plays a key role in recruiting and serves as the team's social media coordinator in addition to many other day-to-day duties within the program.

Glover joined Southeast after spending two seasons as an assistant coach at Valley City State University in North Dakota, where she was part of a program that set a school record with 24 wins in 2012-13 and advanced to the NAIA national tournament. She was responsible for developing post players and mentored an honorable mention All-American. Glover also served as the program's interim head coach during a transitional period.

"We're really happy to have Lavesa as part of our coaching staff," Southeast head coach Ty Margenthaler said. "She brings positive energy and will do a great job working with our post players while also having a key role in recruiting."

Prior to her stint at Valley City, Glover was the coordinator of basketball operations at UW-Milwaukee (2011-12), assisting in all administrative phases of the program. She also served as a summer camp commissioner at Marquette.

Glover played collegiately at Wisconsin-Green Bay (2005-09),

where she was an All-Horizon League selection as a junior and senior. She led the Phoenix in scoring as a senior for a team that went undefeated in conference play, won the league title and advanced to the NCAA Tournament. Glover finished with 1,054 career points and still holds the school record for field goals made in a game with 17 against Wright State in a 34-point effort during her junior season.

After earning her bachelor's degree in Electronic Media/Communications from UW-Green Bay, Glover played professionally in Australia, Poland and Finland. A native of Miami, Fla., Glover was named Miami Herald Athlete of the Year after leading Miami Dade Christian to a runner-up finish in the 2005 Florida High School Athletic Association Class 2A championship.



2014-15
REDHAWKS





SOUTHEAST MISSOURI REDHAWKS

»Guard »5-7 »Sr. »Cape Girardeau, Mo. »Notre Dame

Allyson Bradshaw



Allyson Bradshaw's Career-Highs

Points: 19, at Missouri State (12/21/13)
Rebounds: 5, at UT Martin (1/28/12)
Assists: 4, vs. Illinois-Springfield (12/12/13)
Blocks: 1, three times, last at SIU Edwardsville (1/27/14)
Steals: 3, three times, last vs. Illinois-Springfield (12/12/13)
FG Made: 7, twice, last at Missouri State (12/21/13)
3FG Made: 5, three times, last at SIU Edwardsville (1/28/13)
FT Made: 8, vs. UT Martin (2/15/14)

2013-14: Played in 28 games with 22 starts ... Averaged 8.6 points per game and 1.6 rebounds and 1.2 assists per game ... Made 42 shots from 3-point range ... Posted a .309 field goal percentage, .323 3-point field goal percentage and led team with an .833 free throw percentage ... Went a perfect 8-for-8 from the charity stripe against UT Martin (2/15) ... Scored a career-high 19 points at Missouri State (12/21) ... Played a season-high 35 minutes at Murray State (2/19) ... Southeast Scholar-Athlete.

2012-13: Played in 27 games, starting the season's first 10 contests ... Named a Southeast Scholar-Athlete ... Member of the OVC Commissioner's Honor Roll ... Scored in double figures on 11 occasions ... Made 82 career three-pointers (t-eighth in school history) ... Finished the year ninth in the OVC with 1.8 three-point makes per game ... Shot a team-high 33.3 percent from three-point range ... Made 22-of-25 free throws ... Made three or more threes in a game seven times ... Scored in double figures in each of the first three games, pouring in 13 points against Wright State (11/9), a career-high 18 on 7-of-10 (4-of-6 from three) shooting at UMKC (11/12) and 17 points on 6-of-10 (5-of-5 from three) shooting at Kansas (11/14) ... Tallied 10 points off the bench at Belmont (12/31) and against Austin Peay (1/5) ... Tied a career-high with five three-point makes and scored a team-high 17 points while dishing out three assists and recording three steals off the bench at SIU Edwardsville (1/28) ... Tied a game-high with 15 points on 5-of-13 shooting (4-of-11 from three) at Jacksonville State (2/23).

2011-12: Played in all 29 games ... Named a Southeast Scholar-Athlete ... averaged 17.4 minutes per game off the bench ... led all Redhawk reserves with 5.3 points per game while making 34 three-pointers (tied for the team lead) ... made 29.1 percent of her tries from beyond the arc ... averaged 6.3 points per game over the last 24 games after scoring only three total points in the first five games of the year ... scored in double figures five times ... connected on five three-pointers and scored a season-high 17 points in a victory over Austin Peay (1/30) ... scored 13 points off the bench and drilled the game-winning three-pointer with 1:58 remaining against Arkansas State (11/29) ... other double-figure games included 11 points against both Central Michigan (12/18) and Murray State (12/31) and 12 points at Murray State (2/11) ... scored first collegiate points on a three-pointer at Saint Louis (11/13).

Prep: Lettered four times in basketball and three times each in soccer and volleyball ... Led her basketball team to a runner-up finish in the 2010 Class 4 State Tournament ... Starting point guard since her freshman season ... Garnered second-team all-state honors after averaging 15.2 points, 4.8 assists and 3.1 steals per game during the Bulldogs' state title run ... Also shot 54-percent from the field and over 40-percent from three-point range ... Named first-team all-district, all-region and all-conference in leading the state's No. 2 ranked team to a 26-5 record ... as a member of the volleyball team she was one of the team's top outside hitters and helped the team to back-to-back state volleyball Final Four appearances.

Personal: Born Dec. 14, 1992 ... Full name is Allyson Marie Bradshaw ... Daughter of Scott and Michelle Bradshaw.

Hackmann's Career Totals at Southeast Missouri

Year	gp-gs	min	avg	fg-fga	pct	3fg-3fga	pct	ft-fta	pct	off	def	tot	avg	pf	fo	ast	t/o	blk	stl	pts	avg
2011-12	29-0	504	17.4	44-162	.272	34-117	.291	31-43	.721	8	24	32	1.1	45	2	16	56	0	16	153	5.3
2012-13	27-10	557	20.6	76-211	.360	48-144	.333	22-25	.880	4	25	29	1.1	56	2	34	63	1	14	222	8.2
2013-14	28-22	633	22.6	75-243	.309	42-130	.323	50-60	.833	13	32	45	1.6	71	0	33	55	2	18	242	8.6
TOTAL	84-32	1694	20.2	195-616	.317	124-391	.317	103-128	.805	25	81	106	1.3	172	4	83	174	3	48	617	7.3

RETURNEES



»Guard »5-10 »Jr. »Chamois, Mo. »Helias

2013-14: Played in all 29 games with 20 starts ... Ranked second on team with 9.7 points per game ... Averaged 3.0 rebounds per contest ... Set a career-high with 17 points vs. SIU Edwardsville (1/27) ... Career-high seven rebounds vs. Bradley (11/11) ... Attempted a team-high 289 field goals ... Scored in double figures 15 times ... Shot .384 from the field and .571 (40-for-70) from the free throw line ... Southeast Scholar-Athlete.

2012-13: Played 28 games, starting twice ... Named a Southeast Scholar-Athlete ... Member of the OVC Commissioner's Honor Roll ... Logged 10 or more minutes in 20 of her last 24 appearances after playing only 14 total minutes in her first four outings ... Averaged 4.4 points and 1.9 rebounds per game ... Scored in double figures four times ... shot 37.1 percent from the field ... tallied her first-career points at Kansas (11/12) ... erupted for 10 points off the bench in a win over Texas-Pan American ... tallied a season-high 15 points on 6-of-10 shooting while recording three steals against Western Illinois (12/8) ... scored 13 points in both meetings against UT Martin making 6-of-9 shots in the first meeting (1/16) and dishing out a season-high three assists the second time around (2/16) ... season high in rebounds was seven at Missouri (11/29).

Prep: Lettered all four years in basketball ... named Missouri Basketball Coaches Association Class 4A Player of the Year in her senior year ... averaged 15.8 points, 4.6 rebounds and 2.6 assists per game as a senior ... earned MBCA All-State recognition following her junior year ... named all-district each of her last three years ... led Helias High School in scoring as a junior, averaging 11.8 points, 3.4 assists and 1.3 blocks per game ... played AAU ball for Team Adidas under coach Tony Condra ... also ran track.

Personal: Born May 16, 1994 ... Daughter of Matt and Linda Fick.

Olivia Hackmann's Career-Highs

Points: 17, vs. SIU Edwardsville (1/27/14)
Rebounds: 7, twice, last vs. Bradley (11/11/13)
Assists: 5, vs. Southern Illinois (12/4/13)
Blocks: 3, vs. Jacksonville State (2/22/14)
Steals: 3, three times, last vs. Western Kentucky (11/19/13)
FG Made: 7, twice, last at SIU Edwardsville (2/10/14)
3FG Made: 2, six times, last vs. Tennessee State (1/11/14)
FT Made: 8, vs. SIU Edwardsville (1/27/14)

Hackmann's Career Totals at Southeast Missouri

Year	gp-gs	min	avg	fg-fga	pct	3fg-3fga	pct	ft-fta	pct	off	def	tot	avg	pf	fo	ast	t/o	blk	stl	pts	avg
2012-13	28-2	380	13.6	52-140	.371	4-22	.182	14-25	.560	16	37	53	1.9	23	0	17	27	10	20	122	4.4
2013-14	29-20	737	25.4	111-289	.384	20-70	.286	40-70	.571	24	62	86	3.0	59	1	26	31	10	23	282	9.7
TOTAL	47-22	1117	23.8	163-429	.380	24-92	.261	54-95	.568	40	99	139	3.0	82	1	43	58	20	43	404	8.6



SOUTHEAST MISSOURI REDHAWKS

»Forward »6-2 »Jr. »Jackson, Mo. »Jackson

Connor King



2013-14: Played in all 29 games making 25 starts ... Averaged 5.0 points per game... Ranked second on team with 6.1 rebounds per game ... Set a career-high 13 points on three occasions ... Set a career-high with 12 rebounds four times ... Shot .449 from the field ... Named a Southeast Scholar-Athlete.

2012-13: Appeared in 26 games ... Named a Southeast Scholar-Athlete ... Member of the OVC Commissioner's Honor Roll ... Played 11 or more minutes in 11 contests ... Averaged 1.3 points and 2.4 rebounds per game ... Scored a season-high 11 points and grabbed seven rebounds at Missouri (11/29) ... Added a season-high 10 rebounds against Texas-Pan American (11/24).

Prep: Lettered in basketball all four years ... Earned all-district honors three times and All-region recognition once ... Averaged 11 points and 10 rebounds per game while shooting 57 percent from the floor as a senior ... Helped team post a 19-9 record while winning a district championship during her senior campaign ... Named to the 2011 All-Missourian team by the Southeast Missourian ... Nearly averaged a double-double with 11.0 points per game and 9.4 rebounds per game as a junior ... Helped guide Jackson High School to an 18-7 record and a district finals appearance during her junior campaign ... As a sophomore, led team to a 17-7 record ... Played AAU ball with the Southeast Dynasty for coaches Don Osborne and Chuck Williams ... Named academic all-state as a senior and graduated in the top 10 percent of her class.

Personal: Born Jan. 9, 1994 ... Daughter of Kevin King and Sheila Beussink.

Connor King's Career-Highs

Points: 13, three times, last at Eastern Kentucky (2/1/14)
Rebounds: 12, four times, last vs. Murray State (3/1/14)
Assists: 2, four times, last at UT Martin (1/13/14)
Blocks: 2, vs. Austin Peay (1/5/13)
Steals: 2, three times, last at Austin Peay (1/4/14)
FG Made: 5, three times, last at Eastern Kentucky (2/1/14)
3FG Made: 2, vs. SIU Edwardsville (1/27/14)
FT Made: 4, vs. Bradley (11/11/13)

King's Career Totals at Southeast Missouri

Year	gp-gs	min	avg	fg-fga	pct	3fg-3fga	pct	ft-fta	pct	off	def	tot	avg	pf	fo	ast	t/o	blk	stl	pts	avg
2012-13	26-0	246	9.5	13-48	.271	1-10	.100	8-12	.667	15	48	63	2.4	21	0	8	15	3	6	35	1.3
2013-14	29-25	656	22.6	53-118	.449	7-25	.280	32-45	.711	54	124	178	6.1	69	0	8	34	11	16	145	5.0
TOTAL	55-25	902	16.4	66-166	.398	8-35	.229	40-57	.702	69	172	241	4.4	90	0	16	49	14	22	180	3.3

RETURNEES

»Forward »6-1 »Sr. »Cayuga, Ind. »North Vermillion / Danville Area CC

Hillary Lively



2013-14: Played in 21 games as a transfer junior... Averaged 2.6 points per game... Averaged 1.9 rebounds per game... Posted a season-high 10 points against Western Kentucky (11/19)... Made Southeast debut at Alabama A&M (11/8)... Grabbed a season high seven rebounds at UT Martin (1/13)... Played a season high 23 minutes at New Mexico (11/30)... Had a .434 field goal percentage.

2012-13 (Danville Area CC): Named first-team All-Midwest Athletic Conference and first-team NJCAA all-region honors ... Led the nation in with a 61.6 percent field goal percentage ... Averaged a team-best 11.9 points and 6.4 rebounds per game.

2011-12 (Danville Area CC): Earned All-Midwest Athletic Conference honors after netting 9.8 points and 6.5 rebounds per game ... Dished out 1.8 assists per contest.

Prep: Lettered three years in basketball and two years in track and field ... Served as basketball team captain as a senior ... Named first-team all-conference and all-sectional twice ... Cracked the state's top 10 in rebounds, averaging 11.3 per game during 2008-09 ... Averaged 16.0 points, 9.0 rebounds and 3.0 assists per game as a junior.

Personal: Born Feb. 15, 1992 in Champaign, Ill. ... Full name is Hillary Nichole Lively ... Daughter of Paul Lively and Susan Henson.

Hillary Lively's Career-Highs

Points: 10, vs. Western Kentucky (11/19/13)
Rebounds: 7, at UT Martin (1/13/14)
Assists: 3, vs. Western Kentucky (11/19/13)
Blocks: N/A
Steals: 2, vs. Belmont (12/31/13)
FG Made: 5, vs. Western Kentucky (11/19/13)
3FG Made: N/A
FT Made: 3, at UT Martin (1/13/14)

Lively's Career Totals at Southeast Missouri

Year	gp-gs	min	avg	fg-fga	pct	3fg-3fga	pct	ft-fga	pct	off	def	tot	avg	pf	fo	ast	t/o	blk	stl	pts	avg
2013-14	21-0	215	10.2	23-53	.434	0-2	.000	8-18	.444	21	18	39	1.9	32	0	7	10	0	5	54	2.6
TOTAL	21-0	215	10.2	23-53	.434	0-2	.000	8-18	.444	21	18	39	1.9	32	0	7	10	0	5	54	2.6



SOUTHEAST MISSOURI REDHAWKS

»Guard »5-6 »So. »Germantown, Tenn. »Germantown

Brianna Mitchell

1



2013-14: Played in 27 games as a true freshman... Averaged 5.9 points per game ... Scored a season-high 20 points at UT Martin, including a 12-14 performance from the free throw line (1/13)... Made collegiate debut at Alabama A&M (11/8) with six points ... Went 2-for-2 from 3-point range vs. Jacksonville State (2/22) ... Posted a .306 field goal percentage and .761 free throw percentage ... Led the team in scoring twice.

Prep: Scored over 1,000 points over her first three seasons ... Averaged 16.6 points, 3.5 assists and 3.9 steals per game as a junior ... Helped guide team to a 21-10 overall record in 2011-12 season ... Voted team MVP in each of her first three seasons ... Named first-team all-district twice.

Personal: Born June 14, 1995 in Memphis, Tenn. ... Daughter of Banatha Waller Cooper, Manuel James Cooper and Brian Keith Mitchell.

Brianna Mitchell's Career-Highs

Points: 20, at UT Martin (1/13/14)
Rebounds: 4, three times, last vs. Jacksonville State (2/22/14)
Assists: 3, vs. Western Kentucky (11/19/13)
Blocks: N/A
Steals: 3, at New Mexico (11/30/13)
FG Made: 6, vs. Jacksonville State (2/22/14)
3FG Made: 2, vs. Jacksonville State (2/22/14)
FT Made: 12, at UT Martin (1/13/14)

Mitchell's Career Totals at Southeast Missouri

Year	gp-gs	min	avg	fg-fga	pct	3fg-3fga	pct	ft-fta	pct	off	def	tot	avg	pf	fo	ast	t/o	blk	stl	pts	avg
2013-14	27-0	310	11.5	49-160	.306	6-30	.200	54-71	.761	7	27	34	1.3	44	0	26	48	0	20	158	5.9
TOTAL	27-0	310	11.5	49-160	.306	6-30	.200	54-71	.761	7	27	34	1.3	44	0	26	48	0	20	158	5.9

RETURNEES



»Guard »5-8 »Sr. »St. Louis, Mo. »North Tech

2013-14: Played in 22 games ... Averaged 3.8 points and 1.2 assists per game ... Set a career-high with nine points vs. Kansas City (11/14) ... Posted a career-best four rebounds vs. Eastern Illinois (1/25) ... Registered a .441 field goal percentage ... Played a season-high 17 minutes five times.

2012-13: Appeared in eight games ... Scored her first point of the season on a free throw at Missouri (11/29) ... Dished out an assist against Texas-Pan American (11/24) and at Eastern Illinois (1/26) ... Made her season debut at Arkansas State (11/19), Grabbing one rebound in four minutes off the bench.

2011-12: Appeared in 26 games, starting the first two ... Averaged 2.4 points per game ... Scored a season-high eight points at Saint Louis (11/13) ... Scored six points and grabbed a season-high three rebounds off the bench at Illinois-Chicago (11/15).

Prep: Lettered four times in basketball ... Earned first-team all-conference, all-district and all-state honors after averaging 17.5 points per game as a senior ... Named District Player of the Year in 2010-11 ... Scored over 1,000 career points ... Averaged 13.7 points, 5.3 rebounds, 1.9 assists and 3.2 steals per game as a junior ... Helped the team to a school-record 20 wins and its first ever District Championship and state tournament appearance ... In the District Championship game, recorded a game-high 33 points, earning her all-district and *St. Louis Post Dispatch* High School Athlete of the Week honors ... Named Freshman of the Year by the *St. Louis Post-Dispatch*.

Personal: Born Dec. 20, 1992 in St. Louis, Mo. ... Full name is Yelena Esmeralda Rosado Escalera ... Daughter of Christina Rosado Escalera.

Yelena Rosado's Career-Highs


Points: 9, twice, last vs. UT Martin (2/15/14)
Rebounds: 4, vs. Eastern Illinois (1/25/14)
Assists: 3, twice, last vs. Illinois-Springfield (12/12/13)
Blocks: 1, vs. Eastern Illinois (1/14/12)
Steals: 2, four times, last at Murray State (2/19/14)
FG Made: 4, three times, last at Murray State (2/19/14)
3FG Made: 1, at Western Michigan (12/10/11)
FT Made: 4, at Saint Louis (11/13/11)

Rosado's Career Totals at Southeast Missouri

Year	gp-gs	min	avg	fg-fga	pct	3fg-3fga	pct	ft-fta	pct	off	def	tot	avg	pf	fo	ast	t/o	blk	stl	pts	avg
2011-12	26-2	222	8.5	20-63	.317	1-13	.077	21-42	.500	6	13	19	0.7	12	0	10	31	1	8	62	2.4
2012-13	8-0	27	3.4	0-8	.000	0-0	.000	1-3	.333	0	3	3	0.4	2	0	2	1	0	0	1	0.1
2013-14	22-0	235	10.7	30-68	.441	0-3	.000	23-37	.622	4	14	18	0.8	28	0	26	34	0	13	83	3.8
TOTAL	56-2	484	8.6	50-139	.360	1-16	.063	45-82	.549	10	30	40	0.7	42	0	38	66	1	21	146	2.6



SOUTHEAST MISSOURI REDHAWKS



12 Erin Bollmann

»Forward »5-11 »Jr. »Patton, Mo. »Meadow Heights / Three Rivers CC

2013-14 (Three Rivers CC): Played in only 13 games due to an injury ... Averaged 12 points and 5.8 rebounds per contest.

2012-13 (Three Rivers CC): Named an NJCAA second-team All-American after starting all 30 games and averaging a team-best 13.8 points, 3.5 steals and 0.9 blocks per game ... Ranked 11th nationally in steals ... Finished second on the team with 7.2 rebounds per contest ... Coached by Jeff Walk.

Prep: First-team all-state selection after averaging 26.4 points, 8.7 rebounds and 7.6 steals per game as a senior at Meadow Heights High School in Patton, Mo. ... Semoball and KTJJ Player of the Year ... Three-time all-region honoree ... Scored over 1,000 points during her career ... Led team to state quarterfinals three times and sectionals as a senior ... Coached by Mark Verticchio ... All-region and two-time all-district selection in volleyball ... four-year all-state volleyball academic recipient ... all-district pick in softball.

Personal: Born March 13, 1994 ... Daughter of Brian Bollmann and Jennifer Thurston ... Father graduated from Southeast and mother graduated from Maryville University ... Majoring in Secondary Mathematics Education ... Favorite professional athlete is Brittney Griner ... Also received scholarship offers from Tennessee State and Bethel.



23 Jade Holly

»Guard »5-9 »R-Fr. »Columbia, Mo. »Hickman

2013-14: Redshirted

Prep: Averaged 13.4 points per game for Hickman High School as a sophomore in 2010-11 ... Helped team go 17-8 that season ... Named team MVP ... Lettered three seasons ... Honor Roll Student.

Personal: Born Dec. 17, 1994 in Columbia, Mo. ... Full name is Jade Yvette Holly ... Daughter of Mark and Dalynne Holly.



32 Imani Johnson

”Forward ”6-0 ”Fr. ”Lee’s Summit, Mo. ”Lee’s Summit North

Prep: Named first-team all-state by multiple publications and coaches associations after a standout career at Lee’s Summit North High School ... Four-year starter for a team that finished as the state runner-up in Missouri Class 5 during her senior season ... Four-year first-team all-conference and all-district selection ... three-year Kansas City Star and Metro Sports all-metro pick ... three-year Examiner all-area honoree ... McDonald’s All-American nominee ... Finalist for Miss Show Me Basketball as the top player in the state and the DiRenna Award as the top player in the Kansas City metro area ... Broke the school’s career scoring records with 1,677 career points and 16.6 points per contest, topping the totals of former WNBA player Claire Coggins ... Also set LSN career records with 37 double-doubles and 566 made free throws ... Ranks second in Broncos history with 843 rebounds, 117 blocks and a 75.2% average from the free throw line ... Ranks ninth with 109 career steals ... Set program single-season records with 517 points (17.8 avg.) and 165 made field goals in 2013-14 ... Competed in the Greater Kansas City Basketball Coaches Association Metro All-Star Classic ... Averaged 16.6 points, 8.3 rebounds, 1.2 blocks, 1.1 steals and 1.0 assists per game during her career ... Coached by Tricia Lillygren and Sean Donovan ... Competed for the Missouri Phenom AAU team ... Coached by Steve Aldridge ... Also participated in track and field.

Personal: Born Nov. 8, 1995 ... Daughter of Amos Johnson and Carri Cherry-Johnson ... Both parents graduated from Central Missouri ... Majoring in Accounting and Economics.



22 Deja Jones

”Forward ”5-11 ”Fr. ”Murfreesboro, Tenn. ”Riverdale

Prep: Played her senior season for national powerhouse Riverdale High School in Murfreesboro, Tenn. ... Team finished 25-7 and was ranked as high as No. 8 in the nation by USA Today ... Riverdale defeated Missouri Class 5 state champion Rock Bridge High School ... Coached by Cory Barrett ... Leading scorer in Tennessee as a junior with an average of 22.1 points per game at Friendship Christian School in Lebanon, Tenn. ... Scored over 1,000 points during junior season ... Added eight rebounds per game ... Averaged 13.5 points and six rebounds as a sophomore ... Two-time District MVP, All-District Team and first-team All-Tournament selection ... Competed for the Memphis Elite and Lazy Zoom AAU teams ... Coached by Ross Jordan and Penny Collins ... Recipient of Riverdale English Literature Award in 2013-14.

Personal: Born Dec. 8, 1995 ... Daughter of Clarence and Martisca Jones ... Both parents graduated from Tennessee State ... Majoring in Physical Therapy.



SOUTHEAST MISSOURI REDHAWKS



15 Kaley Leyhue

"Guard "5-11 "Fr. "Martin, Tenn. "Westview

Prep: Started all 137 games during her career at Westview High School in Martin, Tenn. ... Averaged 8.4 points, 5.6 rebounds during her career ... Added 373 assists, 232 steals and 39 blocked shots ... Led team to state Final 4 as a senior and Elite 8 as a junior ... Earned all-district, all-region and All-West Tennessee honors ... Named a Super Senior by the Jackson Sun ... West Tennessee All-Star pick ... Shot 31% from three-point range and 83% from the free throw line as a senior ... Named Most Outstanding Offensive and Best All-Around Player ... Lions Club Tournament MVP in 2013-14 ... Lions Club All-Tournament Team and Heritage Bank Classic All-Tournament Team selection ... Member of the 1,000-point club ... Coached by Sean Stephenson ... All-Academic selection with a 3.89 grade point average, ranking 14th in her class ... Finalist for DAR Scholarship ... Competed for USBA/TBAT AAU team ... Coached by Joe Simpson.

Personal: Born Aug. 7, 1995 ... Daughter of Jeff and Stephenie Leyhue ... Twin sister, Kendall, attends UT Martin ... Has two younger sisters, Avery and Emerson, that are twins and currently in sixth grade ... Majoring in Biology Education.



10 Ashton Luttrull

"Guard "5-7 "R-Fr. "Ewing, Mo. "Highland

2013-14: Redshirted

Prep: Lettered three times in basketball and earned four more letters in softball ... Named Class 3 all-state by the Missouri Sportswriters and Sportscasters Association ... Named first-team all-district by area coaches three times in basketball and twice in softball ... Named Clarence Cannon Conference Player of the Year in the 2011-12 season ... Earned all-conference honors three times in basketball and twice in softball ... Tabbed all-area three times in basketball and twice in softball by the *Quincy Herald Whig* ... president of National Honor Society ... Piano player who has earned two No. 1 state ratings.

Personal: Born Nov. 27, 1994 in Hannibal, Mo. ... Daughter of Rick and Melissa Luttrull.



O Jasmine Robinson

»Guard »5-7 »Sr. »Memphis, Tenn. »Overton / Alabama

2013-14: Sat out under NCAA transfer rules.

2012-13 (Alabama): Started 30 of 31 games for the second consecutive season ... Averaged 9.5 points and 3.5 rebounds per game ... Led team in scoring five times ... Recorded her first career double-double with 26 points and 13 rebounds in a triple overtime victory vs. North Texas (11/19) ... Registered game-highs with 25 points and four steals at Troy (12/15) ... Scored a team-high 14 points vs. Southeastern Louisiana (11/25) ... Tied for the team-high with 14 points and five rebounds vs. Arkansas-Pine Bluff (11/17) ... Tied for a game-high with 12 points vs. Cincinnati (12/28) ... Tied for team-high with 10 rebounds vs. Mississippi State (3/6) in the SEC Tournament.

2011-12 (Alabama): Started 30 of 31 games and led the team in scoring with 11.4 points per game ... Added 3.1 rebounds, 1.4 steals and 1.3 assists per contest ... Led team in scoring 12 times ... Reached double-digits in scoring 21 times ... Named to the Paradise Jam All-Tournament Team after averaging 14.3 points and 37.7 minutes per game ... Posted season-highs with 24 points and 10 field goals vs. Kansas (12/4) ... Scored 20 points with a career-best six assists vs. Northwestern State (11/18) ... Recorded a game-high 19 points with seven rebounds at Alabama State (12/17) ... Notched a game-high 19 points vs. Louisiana Tech (11/26) ... Scored 17 points in an upset victory vs. No. 7 Kentucky (2/16) ... Registered 17 points vs. South Carolina (2/19) ... Scored a game-high 16 points (all in the second half) at South Carolina (1/1) ... Had 14 points in 35 minutes at No. 7 Kentucky (1/29) ... Recorded 14 points vs. Georgia Southern (11/21) ... Scored a team-high 13 points with five rebounds vs. Southeastern Louisiana (12/2) ... Posted a team-best 13 points and four steals at Central Arkansas (11/15) while playing a season-high 36 minutes.

2010-11 (Alabama): Played in all 33 games with seven starts as a true freshman ... Averaged 7.4 points and 2.7 rebounds per game ... Led team in scoring twice ... Posted a season-high 19 points vs. North Carolina State (11/17) and at Southern Mississippi (12/28) ... Scored 18 points and Played 54 of the 55 minutes in a triple overtime victory over Providence at the Junkanoo Jam (11/27) ... Posted a team-high 16 points at Georgia Southern (11/19) ... Named SEC Freshman of the Week after stellar performances against North Carolina State and Georgia Southern ... Scored a team-high 12 points at Arkansas (2/27) ... Notched 11 points at Mississippi State (2/3) ... Scored 10 points at Georgia (2/6) ... Earned first career start vs. No. 14 Florida State (11/26) ... Made NCAA debut in season opener vs. Tennessee State (11/12).

Prep: Ranked 65th-best overall recruit in the nation by ESPNU HoopGurlz in the class of 2010 after a standout career at Overton High School in Memphis, Tenn. ... One of 13 players chosen to play in Japan for the adidas® Candace Parker Aces Global Travel Team ... Two-time all-state selection ... Averaged 21 points per game and helped lead Overton to its first appearance since 1967 in the Tennessee state tournament ... Served as team captain her final three seasons ... Played for the Memphis Lady Bobcats Gold AAU team.

Personal: Born Dec. 2, 1991 ... Daughter of Gregory Robinson and Valery Moore ... Has three brothers, Ronald, Nicholas and Tyler.



SOUTHEAST MISSOURI REDHAWKS



25 Hannah Noe

"Guard "5-9 "Fr. "Dexter, Mo. "Dexter

Prep: Averaged 20.5 points, 3.8 assists and 1.8 steals per game as senior for Missouri Class 4 state runner-up at Dexter (Mo.) High School ... Third-leading scorer in Dexter history with 1,411 career points ... Set a school single-season record with 628 points as a senior ... Scored 16 points in state title game ... Named to USA Today All-Missouri Team ... MBCA and Media all-state selection ... Three-time all-district, all-region and all-conference honoree ... SEMO Conference Player of the Year and scoring champion as a senior ... SEMO Conference Free Throw Champion in her final two seasons ... Led Dexter to fourth-place finish at state as a junior ... Team won four district titles, three sectional titles, and made two appearances in the Final 4 in the state ... Coached by Chad Allen ... Team MVP in basketball and volleyball as a senior ... Two-time all-district selection and three-year letterwinner in volleyball ... Dexter Honor Society Member with a 3.3 grade point average ... Competed for SEMO Dream AAU team ... Coached by Charles Williams.

Personal: Born Oct. 25, 1995 ... Daughter of Jonas and Jo Noe ... Majoring in Sport Management.

2013-14 REVIEW





SOUTHEAST MISSOURI REDHAWKS

2013-14 Southeast Missouri WBB Southeast Missouri Combined Team Statistics (as of Oct 19, 2014) All games

RECORD:	OVERALL	HOME	AWAY	NEUTRAL
ALL GAMES	10-19	7-6	3-12	0-1
CONFERENCE	6-10	4-4	2-6	0-0
NON-CONFERENCE	4-9	3-2	1-6	0-1

##	Player	gp-gs	min	avg	Total		3-Point		F-Throw		Rebounds				pf dq		a		to blk		pts	avg
					fg-fga	fg%	3fg-fga	3fg%	ft-fa	ft%	off	def	tot	avg	pf	dq	a	to	blk	stl		
32	MACK, Patricia	29-29	833	28.7	100-249	.402	21-52	.404	65-102	.637	80	220	300	10.3	110	6	51	59	9	27	286	9.9
24	HACKMANN, Olivia	29-20	737	25.4	111-289	.384	20-70	.286	40-70	.571	24	62	86	3.0	59	1	26	31	10	23	282	9.7
11	BRADSHAW, Allyson	28-22	633	22.6	75-243	.309	42-130	.323	50-60	.833	13	32	45	1.6	71	0	33	55	2	18	242	8.6
34	HUNTER, Jordan	29-29	835	28.8	83-217	.382	24-92	.261	58-72	.806	27	61	88	3.0	74	0	99	91	4	19	248	8.6
12	WRIGHT, Kara	29-16	745	25.7	74-199	.372	14-52	.269	48-69	.696	13	48	61	2.1	39	0	60	46	12	13	210	7.2
01	MITCHELL, Brianna	27-0	310	11.5	49-160	.306	6-30	.200	54-71	.761	7	27	34	1.3	44	0	26	48	0	20	158	5.9
21	KING, Connor	29-25	656	22.6	53-118	.449	7-25	.280	32-45	.711	54	124	178	6.1	69	0	8	34	11	16	145	5.0
05	ROSADO, Yelena	22-0	235	10.7	30-68	.441	0-3	.000	23-37	.622	4	14	18	0.8	28	0	26	34	0	13	83	3.8
14	HARRIS, Brittany	13-4	180	13.8	17-34	.500	0-2	.000	6-11	.545	20	26	46	3.5	21	1	7	11	7	6	40	3.1
42	BROWN, Kenyada	27-0	333	12.3	29-55	.527	0-1	.000	23-45	.511	34	53	87	3.2	62	3	3	31	2	2	81	3.0
03	LIVELY, Hillary	21-0	215	10.2	23-53	.434	0-2	.000	8-18	.444	21	18	39	1.9	32	0	7	10	0	5	54	2.6
13	GEIMAN, Bailey	13-0	88	6.8	3-18	.167	2-13	.154	3-6	.500	8	15	23	1.8	9	0	0	5	2	1	11	0.8
Team											67	67	134					5				
Total.....		29	5800		647-1703	.380	136-472	.288	410-606	.677	372	767	1139	39.3	618	11	346	460	59	163	1840	63.4
Opponents.....		29	5800		680-1667	.408	144-455	.316	513-683	.751	311	798	1109	38.2	559	-	368	398	103	191	2017	69.6

TEAM STATISTICS	SEMO	OPP
SCORING	1840	2017
Points per game	63.4	69.6
Scoring margin	-6.1	-
FIELD GOALS-ATT	647-1703	680-1667
Field goal pct	.380	.408
3 POINT FG-ATT	136-472	144-455
3-point FG pct	.288	.316
3-pt FG made per game	4.7	5.0
FREE THROWS-ATT	410-606	513-683
Free throw pct	.677	.751
F-Throws made per game	14.1	17.7
REBOUNDS	1139	1109
Rebounds per game	39.3	38.2
Rebounding margin	+1.0	-
ASSISTS	346	368
Assists per game	11.9	12.7
TURNOVERS	460	398
Turnovers per game	15.9	13.7
Turnover margin	-2.1	-
Assist/turnover ratio	0.8	0.9
STEALS	163	191
Steals per game	5.6	6.6
BLOCKS	59	103
Blocks per game	2.0	3.6
ATTENDANCE	6846	18837
Home games-Avg/Game	13-527	15-1256
Neutral site-Avg/Game	-	1-0

Score by Periods	1st	2nd	Totals
Southeast Missouri	832	1008	1840
Opponents	962	1055	2017

Date	Opponent		Score	Att.
11/08/13	at Alabama A&M	w	76-64	534
11/11/13	BRADLEY	L	68-72	365
11/14/13	UMKC	w	76-74	513
11/19/13	WESTERN KENTUCKY	L	75-90	461
11/21/13	at Mizzou	L	57-62	1093
11/23/13	at Wichita State	L	46-67	1343
11/29/13	vs Arkansas	L	37-88	0
11/30/13	at New Mexico	L	55-73	5375
12/4/13	SOUTHERN ILLINOIS	w	72-50	574
12/7/13	at Western Illinois	L	58-79	547
12/10/13	at Saint Louis	L	34-52	253
12/12/13	ILLINOIS-SPRINGFIELD	w	72-56	325
12/21/13	at Missouri State	L	66-77	2664
* 12/31/13	BELMONT	L	74-81	407
* 1/4/14	at Austin Peay	w	75-64	725
* 1/11/14	TENNESSEE STATE	L	67-75	469
* 1/13/14	at UT Martin	L	71-100	2441
* 1/20/14	at Morehead State	L	59-62	662
* 1/25/14	EASTERN ILLINOIS	w	66-49	730
* 2/2/14	SIU EDWARDSVILLE	w	79-71	354
* 02/01/14	at Eastern Kentucky	L	56-75	540
* 2/3/14	AUSTIN PEAY	L	74-87	323
* 02/08/14	at Eastern Illinois	L	48-53	701
* 02/10/14	at SIU Edwardsville	w	69-60	585
* 2/15/14	UT MARTIN	L	70-102	504
* 02/19/14	at Murray St.	L	55-66	273
* 2/22/14	JACKSONVILLE STATE	w	59-48	519
* 2/24/14	at Tennessee Tech	L	61-63	1101
* 3/1/14	MURRAY ST.	w	65-57	1302

* - Conference game

2013-14 Southeast Missouri WBB
Southeast Missouri Combined Team Statistics (as of Oct 19, 2014)
Conference games

RECORD:	OVERALL	HOME	AWAY	NEUTRAL
ALL GAMES	6-10	4-4	2-6	0-0
CONFERENCE	6-10	4-4	2-6	0-0
NON-CONFERENCE	0-0	0-0	0-0	0-0

##	Player	gp-gs	min	avg	Total		3-Point		F-Throw		Rebounds				pf	dq	a	to	blk	stl	pts	avg
					fg-fga	fg%	3fg-fga	3fg%	ft-fga	ft%	off	def	tot	avg								
32	MACK, Patricia	16-16	517	32.3	58-150	.387	17-40	.425	39-63	.619	40	145	185	11.6	63	2	34	29	6	19	172	10.8
34	HUNTER, Jordan	16-16	464	29.0	52-123	.423	14-49	.286	40-50	.800	14	31	45	2.8	39	0	57	49	1	11	158	9.9
24	HACKMANN, Olivia	16-14	376	23.5	58-141	.411	9-37	.243	21-37	.568	12	38	50	3.1	34	0	11	20	8	12	146	9.1
11	BRADSHAW, Allyson	16-15	399	24.9	43-135	.319	23-74	.311	36-43	.837	8	16	24	1.5	44	0	21	38	2	9	145	9.1
21	KING, Connor	16-16	422	26.4	43-83	.518	6-20	.300	20-26	.769	30	70	100	6.3	44	0	5	20	6	8	112	7.0
01	MITCHELL, Brianna	16-0	181	11.3	32-97	.330	3-18	.167	40-48	.833	5	19	24	1.5	26	0	13	22	0	12	107	6.7
12	WRIGHT, Kara	16-3	350	21.9	27-85	.318	5-31	.161	18-29	.621	2	19	21	1.3	18	0	31	15	6	5	77	4.8
42	BROWN, Kenyada	16-0	239	14.9	21-38	.553	0-1	.000	18-36	.500	26	43	69	4.3	48	3	3	20	2	2	60	3.8
05	ROSADO, Yelena	16-0	161	10.1	20-46	.435	0-2	.000	12-21	.571	3	12	15	0.9	14	0	16	20	0	7	52	3.3
03	LIVELY, Hillary	12-0	86	7.2	8-22	.364	0-0	.000	3-5	.600	12	7	19	1.6	13	0	1	1	0	4	19	1.6
13	GEIMAN, Bailey	1-0	5	5.0	0-3	.000	0-2	.000	0-0	.000	1	2	3	3.0	1	0	0	0	0	0	0	0.0
Team											28	32	60					1				
Total.....		16	3200		362-923	.392	77-274	.281	247-358	.690	181	434	615	38.4	344	5	192	235	31	89	1048	65.5
Opponents.....		16	3200		366-899	.407	87-268	.325	294-387	.760	155	445	600	37.5	318	-	193	214	52	94	1113	69.6

TEAM STATISTICS	SEMO	OPP
SCORING	1048	1113
Points per game	65.5	69.6
Scoring margin	-4.1	-
FIELD GOALS-ATT	362-923	366-899
Field goal pct	.392	.407
3 POINT FG-ATT	77-274	87-268
3-point FG pct	.281	.325
3-pt FG made per game	4.8	5.4
FREE THROWS-ATT	247-358	294-387
Free throw pct	.690	.760
F-Throws made per game	15.4	18.4
REBOUNDS	615	600
Rebounds per game	38.4	37.5
Rebounding margin	+0.9	-
ASSISTS	192	193
Assists per game	12.0	12.1
TURNOVERS	235	214
Turnovers per game	14.7	13.4
Turnover margin	-1.3	-
Assist/turnover ratio	0.8	0.9
STEALS	89	94
Steals per game	5.6	5.9
BLOCKS	31	52
Blocks per game	1.9	3.3
ATTENDANCE	4608	7028
Home games-Avg/Game	8-576	8-878
Neutral site-Avg/Game	-	0-0

Score by Periods	1st	2nd	Totals
Southeast Missouri	469	579	1048
Opponents	529	584	1113

Date	Opponent		Score	Att.
* 12/31/13	BELMONT	L	74-81	407
* 1/4/14	at Austin Peay	W	75-64	725
* 1/11/14	TENNESSEE STATE	L	67-75	469
* 1/13/14	at UT Martin	L	71-100	2441
* 1/20/14	at Morehead State	L	59-62	662
* 1/25/14	EASTERN ILLINOIS	W	66-49	730
* 1/27/14	SIU EDWARDSVILLE	W	79-71	354
* 02/01/14	at Eastern Kentucky	L	56-75	540
* 2/3/14	AUSTIN PEAY	L	74-87	323
* 02/08/14	at Eastern Illinois	L	48-53	701
* 02/10/14	at SIU Edwardsville	W	69-60	585
* 2/15/14	UT MARTIN	L	70-102	504
* 02/19/14	at Murray St.	L	55-66	273
* 2/22/14	JACKSONVILLE STATE	W	59-48	519
* 2/24/14	at Tennessee Tech	L	61-63	1101
* 3/1/14	MURRAY ST.	W	65-57	1302

* - Conference game



SOUTHEAST MISSOURI REDHAWKS

2013-14 Southeast Missouri WBB Southeast Missouri Team Game-by-Game (as of Oct 19, 2014) All games

TEAM STATISTICS

Opponent	Date	Score		Total		3-Pointers		Free throws		Rebounds				pf	a	t/o	blk	stl	pts	avg
				fg-fga	pct	3fg-fga	pct	ft-fa	pct	off	def	tot	avg							
at Alabama A&M	11/08/13	76-64	W	27-59	.458	8-13	.615	14-20	.700	14	27	41	41.0	18	18	14	3	6	76	76.0
BRADLEY	11/11/13	68-72	L	24-70	.343	4-13	.308	16-24	.667	23	28	51	46.0	27	14	16	5	6	68	72.0
UMKC	11/14/13	76-74	W	31-73	.425	3-13	.231	11-17	.647	17	30	47	46.3	22	17	12	2	4	76	73.3
WESTERN KENTUCKY	11/19/13	75-90	L	27-60	.450	2-10	.200	19-30	.633	14	18	32	42.8	17	14	18	0	10	75	73.8
at Mizzou	11/21/13	57-62	L	18-55	.327	4-14	.286	17-24	.708	11	34	45	43.2	26	5	21	4	4	57	70.4
at Wichita State	11/23/13	46-67	L	15-53	.283	2-9	.222	14-24	.583	13	29	42	43.0	17	5	19	1	3	46	66.3
vs Arkansas	11/29/13	37-88	L	12-59	.203	2-17	.118	11-19	.579	16	16	32	41.4	20	6	15	1	4	37	62.1
at New Mexico	11/30/13	55-73	L	20-62	.323	4-13	.308	11-16	.688	15	14	29	39.9	23	10	14	2	9	55	61.2
SOUTHERN ILLINOIS	12/4/13	72-50	W	27-63	.429	4-15	.267	14-19	.737	17	36	53	41.3	19	13	15	1	5	72	62.4
at Western Illinois	12/7/13	58-79	L	21-60	.350	6-18	.333	10-16	.625	14	25	39	41.1	27	12	22	3	3	58	62.0
at Saint Louis	12/10/13	34-52	L	11-51	.216	4-21	.190	8-15	.533	12	23	35	40.5	19	9	20	0	7	34	59.5
ILLINOIS-SPRINGFIELD	12/12/13	72-56	W	27-55	.491	11-24	.458	7-10	.700	11	31	42	40.7	12	24	17	2	7	72	60.5
at Missouri State	12/21/13	66-77	L	25-60	.417	5-18	.278	11-14	.786	14	22	36	40.3	27	7	22	4	6	66	60.9
BELMONT	12/31/13	74-81	L	26-67	.388	4-16	.250	18-27	.667	15	19	34	39.9	23	10	8	1	5	74	61.9
at Austin Peay	1/4/14	75-64	W	24-57	.421	7-23	.304	20-29	.690	14	31	45	40.2	22	13	16	3	7	75	62.7
TENNESSEE STATE	1/11/14	67-75	L	27-56	.482	4-11	.364	9-14	.643	10	26	36	39.9	17	15	15	1	4	67	63.0
at UT Martin	1/13/14	71-100	L	19-50	.380	3-17	.176	30-41	.732	11	23	34	39.6	27	8	18	3	7	71	63.5
at Morehead State	1/20/14	59-62	L	21-46	.457	3-14	.214	14-18	.778	10	22	32	39.2	17	11	16	1	5	59	63.2
EASTERN ILLINOIS	1/25/14	66-49	W	24-58	.414	8-17	.471	10-16	.625	12	26	38	39.1	20	13	10	0	5	66	63.4
SIU EDWARDSVILLE	1/27/14	79-71	W	24-53	.453	8-21	.381	23-31	.742	6	33	39	39.1	24	14	16	2	4	79	64.2
at Eastern Kentucky	02/01/14	56-75	L	20-61	.328	4-18	.222	12-15	.800	13	24	37	39.0	18	12	17	1	2	56	63.8
AUSTIN PEAY	2/3/14	74-87	L	25-69	.362	8-19	.421	16-26	.615	20	23	43	39.2	20	12	13	0	7	74	64.2
at Eastern Illinois	02/08/14	48-53	L	21-59	.356	4-21	.190	2-5	.400	9	29	38	39.1	19	13	17	2	7	48	63.5
at SIU Edwardsville	02/10/14	69-60	W	25-53	.472	5-13	.385	14-25	.560	8	25	33	38.9	25	16	18	4	11	69	63.8
UT MARTIN	2/15/14	70-102	L	25-52	.481	6-16	.375	14-17	.824	5	21	26	38.4	30	15	28	2	3	70	64.0
at Murray St.	02/19/14	55-66	L	19-69	.275	2-22	.091	15-19	.789	14	31	45	38.6	26	6	11	0	7	55	63.7
JACKSONVILLE STATE	2/22/14	59-48	W	22-51	.431	5-14	.357	10-22	.455	8	40	48	39.0	16	12	14	7	4	59	63.5
at Tennessee Tech	2/24/14	61-63	L	17-58	.293	3-17	.176	24-28	.857	14	26	40	39.0	22	8	13	4	6	61	63.4
MURRAY ST.	3/1/14	65-57	W	23-64	.359	3-15	.200	16-25	.640	12	35	47	39.3	18	14	5	0	5	65	63.4
Southeast Missouri		1840		647-1703	.380	136-472	.288	410-606	.677	372	767	1139	39.3	618	346	460	59	163	1840	63.4
Opponents		2017		680-1667	.408	144-455	.316	513-683	.751	311	798	1109	38.2	559	368	398	103	191	2017	69.6

Games played: 29
Points/game: 63.4
FG Pct: 38.0
3FG Pct: 28.8
FT Pct: 67.7

Rebounds/game: 39.3
Assists/game: 11.9
Turnovers/game: 15.9
Assist/turnover ratio: 0.8
Steals/game: 5.6
Blocks/game: 2.0

2013-14 Southeast Missouri WBB
Southeast Missouri Season Schedule/Results & Leaders (as of Oct 19, 2014)
All games

RECORD:	OVERALL	HOME	AWAY	NEUTRAL
ALL GAMES	10-19	7-6	3-12	0-1
CONFERENCE	6-10	4-4	2-6	0-0
NON-CONFERENCE	4-9	3-2	1-6	0-1

Date	Opponent		Score	Att.	High Points	High Rebounds
11/08/13	at Alabama A&M	W	76-64	534	(18)HUNTER, Jordan	(9)HUNTER, Jordan
11/11/13	BRADLEY		68-72 L	365	(14)WRIGHT, Kara	(12)KING, Connor
11/14/13	UMKC	W	76-74	513	(15)WRIGHT, Kara	(10)KING, Connor
11/19/13	WESTERN KENTUCKY		75-90 L	461	(14)HACKMANN, Olivia	(10)MACK, Patricia
11/21/13	at Mizzou		57-62 L	1093	(26)WRIGHT, Kara	(12)KING, Connor
11/23/13	at Wichita State		46-67 L	1343	(14)HACKMANN, Olivia	(11)MACK, Patricia
11/29/13	vs Arkansas		37-88 L		(8)WRIGHT, Kara	(5)KING, Connor
11/30/13	at New Mexico		55-73 L	5375	(15)WRIGHT, Kara	(13)MACK, Patricia
12/4/13	SOUTHERN ILLINOIS	W	72-50	574	(14)HACKMANN, Olivia	(18)MACK, Patricia
12/7/13	at Western Illinois		58-79 L	547	(14)HACKMANN, Olivia	(7)MACK, Patricia
12/10/13	at Saint Louis		34-52 L	253	(7)BRADSHAW, Allyson	(8)MACK, Patricia
					(7)HACKMANN, Olivia	
					(7)MACK, Patricia	
12/12/13	ILLINOIS-SPRINGFIELD	W	72-56	325	(12)MACK, Patricia	(9)KING, Connor
					(12)BRADSHAW, Allyson	
12/21/13	at Missouri State		66-77 L	2664	(19)BRADSHAW, Allyson	(12)MACK, Patricia
12/31/13	*BELMONT		74-81 L	407	(14)MACK, Patricia	(15)MACK, Patricia
1/4/14	*at Austin Peay	W	75-64	725	(19)HUNTER, Jordan	(15)MACK, Patricia
1/11/14	*TENNESSEE STATE		67-75 L	469	(18)HUNTER, Jordan	(9)BROWN, Kenyada
1/13/14	*at UT Martin		71-100 L	2441	(20)MITCHELL, Brianna	(11)MACK, Patricia
1/20/14	*at Morehead State		59-62 L	662	(18)HUNTER, Jordan	(13)MACK, Patricia
1/25/14	*EASTERN ILLINOIS	W	66-49	730	(22)HUNTER, Jordan	(9)HUNTER, Jordan
1/27/14	*SIU EDWARDSVILLE	W	79-71	354	(17)HACKMANN, Olivia	(9)MACK, Patricia
02/01/14	*at Eastern Kentucky		56-75 L	540	(17)MACK, Patricia	(13)MACK, Patricia
2/3/14	*AUSTIN PEAY		74-87 L	323	(22)MACK, Patricia	(11)BROWN, Kenyada
02/08/14	*at Eastern Illinois		48-53 L	701	(11)HACKMANN, Olivia	(11)MACK, Patricia
02/10/14	*at SIU Edwardsville	W	69-60	585	(16)BRADSHAW, Allyson	(8)KING, Connor
2/15/14	*UT MARTIN		70-102 L	504	(17)BRADSHAW, Allyson	(8)KING, Connor
02/19/14	*at Murray St.		55-66 L	273	(9)HUNTER, Jordan	(11)MACK, Patricia
2/22/14	*JACKSONVILLE STATE	W	59-48	519	(17)MITCHELL, Brianna	(21)MACK, Patricia
2/24/14	*at Tennessee Tech		61-63 L	1101	(17)MACK, Patricia	(18)MACK, Patricia
3/1/14	*MURRAY ST.	W	65-57	1302	(16)HACKMANN, Olivia	(16)MACK, Patricia

* - Conference game

Attendance Summary	Games	Attend	Avg/Game
Home	13	6846	527
Away	15	18837	1256
Neutral	1	0	0
Total	29	25683	886



SOUTHEAST MISSOURI REDHAWKS

2013-14 Southeast Missouri WBB Southeast Missouri Team Game-by-Game Comparison (as of Oct 19, 2014) All games

Opponent	1st	2nd	Score	Mar	Total FG	FG Pct	3-Pointers	3FG Pct	Free Throws	FT Pct	Rebounds	Assist	T/Over	Block	Steal	Fouls
Alabama A&M	44/37	32/27	76-64	+12	27-59/24-63	.458/.381	8-13/8-17	.615/.471	14-20/8-15	.700/.533	41/36 +5	18/13	14/10	3/3	6/11	18/20
BRADLEY	36/30	32/42	68-72	(4)	24-70/21-61	.343/.344	4-13/6-16	.308/.375	16-24/24-30	.667/.800	51/45 +6	14/13	16/15	5/3	6/6	27/21
UMKC	40/33	36/41	76-74	+2	31-73/24-60	.425/.400	3-13/7-19	.231/.368	11-17/19-25	.647/.760	47/39 +8	17/13	12/14	2/1	4/5	22/18
WESTERN KENTUCKY	27/43	48/47	75-90	(15)	27-60/36-57	.450/.632	2-10/5-11	.200/.455	19-30/13-18	.633/.722	32/32 -	14/19	18/22	0/5	10/9	17/24
Mizzou	32/23	25/39	57-62	(5)	18-55/21-63	.327/.333	4-14/1-15	.286/.067	17-24/19-26	.708/.731	45/39 +6	5/11	21/9	4/4	4/11	26/22
Wichita State	21/40	25/27	46-67	(21)	15-53/25-59	.283/.424	2-9/4-17	.222/.235	14-24/13-16	.583/.813	42/39 +3	5/15	19/14	1/5	3/6	17/22
Arkansas	14/38	23/50	37-88	(51)	12-59/33-58	.203/.569	2-17/4-10	.118/.400	11-19/18-26	.579/.692	32/49 (17)	6/21	15/11	1/7	4/8	20/18
New Mexico	17/37	38/36	55-73	(18)	20-62/24-47	.323/.511	4-13/2-6	.308/.333	11-16/23-32	.688/.719	29/42 (13)	10/14	14/17	2/7	9/2	23/15
SOUTHERN ILLINOIS	35/22	37/28	72-50	+22	27-63/19-61	.429/.311	4-15/0-9	.267/.000	14-19/12-17	.737/.706	53/33 +20	13/6	15/11	1/3	5/5	19/20
Western Illinois	27/41	31/38	58-79	(21)	21-60/26-62	.350/.419	6-18/3-20	.333/.150	10-16/24-27	.625/.889	39/39 -	12/12	22/16	3/4	3/7	27/19
Saint Louis	9/34	25/18	34-52	(18)	11-51/17-54	.216/.315	4-21/5-16	.190/.313	8-15/13-18	.533/.722	35/44 (9)	9/12	20/15	0/4	7/6	19/12
ILLINOIS-SPRINGFIELD	40/21	32/35	72-56	+16	27-55/21-60	.491/.350	11-24/8-21	.458/.381	7-10/6-7	.700/.857	42/27 +15	24/16	17/14	2/3	7/9	12/14
Missouri State	21/34	45/43	66-77	(11)	25-60/23-63	.417/.365	5-18/4-10	.278/.400	11-14/27-39	.786/.692	36/45 (9)	7/10	22/16	4/2	6/12	27/16
BELMONT	27/40	47/41	74-81	(7)	26-67/27-46	.388/.587	4-16/6-11	.250/.545	18-27/21-26	.667/.808	34/36 (2)	10/12	8/16	1/2	5/1	23/20
Austin Peay	36/35	39/29	75-64	+11	24-57/25-68	.421/.368	7-23/1-9	.304/.111	20-29/13-16	.690/.813	45/40 +5	13/7	16/13	3/1	7/5	22/22
TENNESSEE STATE	34/46	33/29	67-75	(8)	27-56/26-49	.482/.531	4-11/7-14	.364/.500	9-14/16-25	.643/.640	36/27 +9	15/8	15/13	1/1	4/11	17/17
UT Martin	28/50	43/50	71-100	(29)	19-50/30-59	.380/.508	3-17/9-24	.176/.375	30-41/31-38	.732/.816	34/38 (4)	8/18	18/13	3/3	7/6	27/31
Morehead State	29/32	30/30	59-62	(3)	21-46/21-48	.457/.438	3-14/8-21	.214/.381	14-18/12-17	.778/.706	32/27 +5	11/14	16/13	1/4	5/8	17/17
EASTERN ILLINOIS	24/22	42/27	66-49	+17	24-58/15-52	.414/.288	8-17/4-20	.471/.200	10-16/15-19	.625/.789	38/36 +2	13/10	10/14	0/5	5/4	20/20
SIU EDWARDSVILLE	30/33	49/38	79-71	+8	24-53/21-56	.453/.375	8-21/4-15	.381/.267	23-31/25-34	.742/.735	39/33 +6	14/12	16/12	2/2	4/8	24/26
Eastern Kentucky	21/36	35/39	56-75	(19)	20-61/28-59	.328/.475	4-18/9-18	.222/.500	12-15/10-15	.800/.667	37/36 +1	12/19	17/15	1/6	2/5	18/17
AUSTIN PEAY	32/35	42/52	74-87	(13)	25-69/32-59	.362/.542	8-19/7-16	.421/.438	16-26/16-23	.615/.696	43/42 +1	12/17	13/15	0/4	7/7	20/22
Eastern Illinois	16/19	32/34	48-53	(5)	21-59/21-57	.356/.368	4-21/5-18	.190/.278	2-5/6-10	.400/.600	38/37 +1	13/16	17/16	2/6	7/4	19/10
SIU Edwardsville	33/23	36/37	69-60	+9	25-53/16-60	.472/.267	5-13/1-17	.385/.059	14-25/27-34	.560/.794	33/48 (15)	16/10	18/20	4/3	11/8	25/23
UT MARTIN	38/45	32/57	70-102	(32)	25-52/32-63	.481/.508	6-16/9-21	.375/.429	14-17/29-37	.824/.784	26/38 (12)	15/16	28/16	2/2	3/15	30/19
Murray St.	27/24	28/42	55-66	(11)	19-69/18-53	.275/.340	2-22/5-21	.091/.238	15-19/25-32	.789/.781	45/47 (2)	6/7	11/9	0/2	7/4	26/15
JACKSONVILLE STATE	29/23	30/25	59-48	+11	22-51/17-63	.431/.270	5-14/5-13	.357/.385	10-22/9-13	.455/.692	48/38 +10	12/8	14/7	7/2	4/4	16/16
Tennessee Tech	35/32	26/31	61-63	(2)	17-58/21-53	.293/.396	3-17/4-14	.176/.286	24-28/17-23	.857/.739	40/39 +1	8/9	13/12	4/7	6/3	22/23
MURRAY ST.	30/34	35/23	65-57	+8	23-64/16-54	.359/.296	3-15/3-16	.200/.188	16-25/22-25	.640/.880	47/38 +9	14/10	5/10	0/2	5/1	18/20

Note: Game totals are displayed in the format TEAM/OPPONENT for each category

Game 1 – Southeast Missouri 76, Alabama A&M 64 Nov. 8, 2013 – Huntsville, Ala. (T.M. Elmore Arena)

Southeast Missouri 76 • 1-0																											
#	Player	Total		3-Pr		Rebounds		PF	TP	A	TO	Blk	Stl	Min	FG	FGA	FT	FTA									
		FG	FGA	FG	FGA	Off	Def																				
21	KING, Connor	f	2-5	0-0	0-0	2	3	5	0	4	1	1	0	0	16												
32	MACK, Patricia	f	1-6	0-0	1-2	3	5	8	5	3	1	2	0	0	16												
34	HUNTER, Jordan	g	6-10	2-3	4-5	1	8	9	1	18	3	5	0	2	31												
11	BRADSHAW, Allyson	g	2-5	2-2	2-2	0	1	1	4	8	2	1	0	0	16												
12	WRIGHT, Kara	g	2-6	1-2	0-0	0	2	2	0	5	1	0	0	0	28												
01	MITCHELL, Brianna		2-4	1-2	1-2	0	0	0	0	1	6	1	0	0	17												
03	LIVELY, Hillary		3-5	0-1	2-3	0	2	2	1	8	2	1	0	0	18												
13	GEIMAN, Bailey		0-0	0-0	0-0	0	1	1	0	0	0	0	1	0	4												
14	HARRIS, Brittany		2-3	0-0	2-3	1	3	4	1	6	1	1	2	1	17												
24	HACKMANN, Olivia		4-12	2-3	2-3	0	2	2	2	12	2	2	0	2	23												
42	BROWN, Kenyada		3-3	0-0	0-0	0	0	0	3	6	0	0	0	0	14												
Team						7	0	7																			
Totals			27-59		8-13		14-20		14	27	41	18	76	18	14	3	6	200									
FG % 1st Half: 17-34			50.0%	2nd half: 10-25		40.0%	Game: 27-59		45.8%	Deadball																	
3FG % 1st Half: 7-10			70.0%	2nd half: 1-3		33.3%	Game: 8-13		61.5%	Rebounds																	
FT % 1st Half: 3-6			50.0%	2nd half: 11-14		78.6%	Game: 14-20		70.0%	3.1																	
Alabama A&M 64 • 0-1																											
#	Player	Total		3-Pr		Rebounds		PF	TP	A	TO	Blk	Stl	Min	FG	FGA	FT	FTA									
		FG	FGA	FG	FGA	Off	Def																				
23	Johnson, Ebony	f	3-6	1-2	0-1	1	2	3	2	7	2	2	0	1	31												
24	Sanders, Jasmine	f	5-15	3-3	0-1	5-6	11	3	14	3	15	0	2	2	0	23											
03	Strickland, Alyssa	g	4-9	3-3	1-2	0	3	3	2	12	3	1	0	1	24												
05	Strickland, Brittney	g	4-10	2-5	0-1	1	2	3	4	10	3	1	0	3	29												
12	Sippial, Taylor	g	4-14	1-4	1-4	1	2	3	2	10	1	1	0	2	28												
01	Lovett, Kayla		3-5	1-1	1-1	1	2	3	2	8	1	0	0	2	18												
14	Moffett, Shaterion		1-1	0-0	0-0	0	0	0	1	2	1	0	0	0	6												
22	Gatson, Algenese		0-3	0-0	0-0	0	0	3	2	0	0	2	0	1	14												
31	Richardson, Shabran		0-1	0-0	0-0	1	3	0	0	0	0	0	1	1	18												
33	Foster, Alasha		0-0	0-0	0-0	0	0	0	0	0	0	0	0	0	6												
34	Harper, Sommer		0-0	0-0	0-0	0	0	0	0	0	0	0	0	0	3												
Team						0	0	0																			
Totals			24-63		8-17		8-15		16	20	36	20	64	13	3	11	200										
FG % 1st Half: 14-26			53.8%	2nd half: 10-37		27.0%	Game: 24-63		38.1%	Deadball																	
3FG % 1st Half: 4-6			66.7%	2nd half: 4-11		36.4%	Game: 8-17		47.1%	Rebounds																	
FT % 1st Half: 5-9			55.6%	2nd half: 3-6		50.0%	Game: 8-15		53.3%	2.1																	
Officials: R-Neonta Williams, U-Bobby Deavers, U-Jerrard Drummond																											
Technical fouls: Southeast Missouri-None, Alabama A&M-Gatson, Algenese.																											
Attendance: 534																											
Technical Foul called on Algenese Gatson at the 6:22 mark in the second half.																											
Score by periods																											
		1st	2nd	Total																							
Southeast Missouri		44	32	76																							
Alabama A&M		37	27	64																							
Points																											
		BU	SEMO	BU	SEMO	BU	SEMO	BU	SEMO	BU	SEMO	BU	SEMO	BU	SEMO	BU	SEMO	BU									
Southeast Missouri		30	42	72																							
Alabama A&M		36	32	68																							
Last FG - SEMO 2nd-00:22, AAMU-W 2nd-00:12																											
Largest lead - SEMO by 32 2nd-05:43, AAMU-W by 5 1st-17:58																											
Score tied - 3 times.																											

Game 2 – Bradley, Southeast Missouri 68 Nov. 11, 2013 – Cape Girardeau, Mo. (Show Me Center)

Bradley 72 • 2-0																			
#	Player	Total		3-Pr		Rebounds		PF	TP	A	TO	Blk	Stl	Min	FG	FGA	FT	FTA	
		FG	FGA	FG	FGA	Off	Def												
44	FRINGS, Kelly	f	4-9	2-3	2-2	3	5	8	3	12	1	3	1	0	32				
53	SPINAS-VALAINIS, A.	c	0-3	0-0	0-0	1	0	1	4	0	1	3	0	1	11				
01	YOUNG, Michelle	g	5-11	0-0	12-14	2	0	2	2	22	1	2	0	2	35				
03	BUDD, Kelsey	g	5-13	3-6	2-2	1	3	4	2	15	3	3	2	0	35				
22	O'LEARY, Catie	g	4-15	1-3	4-6	1	11	12	0	13	3	0	0	1	39				
11	SHULL, Taylor		0-1	0-1	0-0	0	0	0	0	1	0	3	0	0	1	8			
12	VINE, Fantasia		2-6	0-1	3-4	1	5	6	2	7	0	1	0	1	21				
23	LERMA, Lell		0-2	0-0	0-0	2	4	6	2	0	0	0	0	0	11				
32	SMITH, Jenny		1-2	0-1	1-2	1	0	1	5	3	1	3	0	0	9				
Team						2	3	5											
Totals			21-62		6-15		24-30		14	31	45	21	72	13	15	3	6	201	
FG % 1st Half: 8-31			25.8%	2nd half: 13-31		41.9%	Game: 21-62		33.9%	Deadball									
3FG % 1st Half: 2-6			33.3%	2nd half: 4-9		44.4%	Game: 6-15		40.0%	Rebounds									
FT % 1st Half: 12-14			85.7%	2nd half: 12-16		75.0%	Game: 24-30		80.0%	3									
Southeast Missouri 68 • 1-1																			
#	Player	Total		3-Pr		Rebounds		PF	TP	A	TO	Blk	Stl	Min	FG	FGA	FT	FTA	
		FG	FGA	FG	FGA	Off	Def												
21	KING, Connor	f	3-5	0-0	4-6	4	8	12	1	10	1	2	1	1	30				
32	MACK, Patricia	f	4-10	1-1	0-1	3	3	6	4	9	3	2	0	2	19				
11	BRADSHAW, Allyson	g	4-15	2-8	2-2	1	1	2	4	12	1	3	0	1	24				
12	WRIGHT, Kara	g	6-14	0-0	2-2	2	3	5	2	14	4	3	3	0	36				
03	HUNTER, Jordan	g	1-4	0-0	0-0	1	2	3	4	2	4	3	0	0	28				
01	MITCHELL, Brianna		1-4	1-1	2-2	0	0	0	4	5	1	1	0	1	9				
03	LIVELY, Hillary		1-2	0-0	1-3	0	1	1	2	3	0	1	0	0	14				
05	ROSADO, Yelena		1-3	0-0	1-2	1	1	2	1	3	0	0	0	0	5				
13	GEIMAN, Bailey		0-2	0-1	0-0	1	2	3	0	0	0	0	0	0	4				
14	HARRIS, Brittany		0-2	0-0	1-2	1	1	0	1	1	0	0	0	1	9				
24	HACKMANN, Olivia		3-7	0-0	3-4	3	4	7	5	9	0	1	0	1	22				
Team						6	2	8											
Totals			24-70		4-13		16-24		23	28	51	27	68	14	16	5	6	200	
FG % 1st Half: 12-34			35.3%	2nd half: 12-36		33.3%	Game: 24-70		34.3%	Deadball									
3FG % 1st Half: 1-3			33.3%	2nd half: 3-6		50.0%	Game: 4-13		30.8%	Rebounds									
FT % 1st Half: 11-16			68.8%	2nd half: 5-8		62.5%	Game: 16-24		66.7%	3									
Southeast Missouri 68 • 1-1																			
Score by periods		1st <th colspan="2">2nd<th colspan="2">Total</th><th colspan="2"></th><th colspan="2"></th><th colspan="2"></th><th colspan="2"></th><th colspan="2"></th><th colspan="2"></th></th>		2nd <th colspan="2">Total</th> <th colspan="2"></th> <th colspan="2"></th> <th colspan="2"></th> <th colspan="2"></th> <th colspan="2"></th> <th colspan="2"></th>		Total													
Bradley		30		42		72													
Southeast Missouri		36		32		68													
Points		In		Off		2nd		Fast											
BU		24		23		47		Break											
SEMO		22		15		37		4											
		Score tied - 3 times.																	
		Largest lead - (BU) by 6 2nd-00:30, SEMO by 18 2nd-14:45.																	



Game 6 – Wichita State 67, Southeast Missouri 46
Nov. 23, 2013 – Wichita, Kan.

Southeast Missouri 46 * 3-2																
#	Player	Total	FG-FGA	3-Pr	FG-FGA	FT-FTA	Off	Def	Reb	PF	TP	A	To	Bk	Min	
12	WRIGHT, Kara	* 1-9	0-2	3-4	1	2	3	1	5	2	2	0	0	0	32	
21	KING, Connor	* 0-3	0-0	1-2	2	3	5	2	1	0	2	0	0	1	17	
24	MACKEY, Olivia	* 1-13	2-2	2-2	1	2	3	2	12	1	0	2	0	0	37	
26	MACK, Patricia	* 0-7	0-0	2-4	3	8	11	4	6	0	2	1	0	1	31	
34	HUNTER, Jordan	* 2-9	0-3	0-0	1	2	3	2	4	2	4	0	0	0	31	
01	MITCHELL, Briana	3-7	0-1	6-10	0	2	2	12	1	3	0	2	1	0	17	
03	LYNN, Hillary	1-2	0-0	0-0	1	2	3	2	0	0	0	0	0	0	12	
14	HEIMANN, Bailey	0-1	0-1	0-2	1	2	3	2	0	1	0	1	0	0	11	
42	GERAIS, Brittany	0-2	0-0	0-0	1	0	1	0	0	0	1	0	0	0	9	
Team					2	6	8		5	2	1	3			200	
Totals		15-53	2-9	14-24	13	29	42	17	46	5	19	1	3		200	
FG % 1st Half: 7-25		28.0%	2nd Half: 8-28	28.6%	Game: 15-53		28.3%	Deadball								
3FG % 1st Half: 0-2		0.0%	2nd Half: 2-7	28.6%	Game: 2-9		22.2%	Rebounds								
FT % 1st Half: 7-13		53.8%	2nd Half: 7-11	63.6%	Game: 14-24		58.3%									
Wichita State 67 * 3-2																
#	Player	Total	FG-FGA	3-Pr	FG-FGA	FT-FTA	Off	Def	Reb	PF	TP	A	To	Bk	Min	
05	Bonner, Jamillah	* 1-7	0-3	2-2	0	1	1	3	4	0	1	1	1	0	18	
13	Jacobs, Kelsey	* 1-7	0-0	2-2	2	2	4	2	2	2	1	0	0	0	27	
24	Harden, Alex	* 6-11	1-2	1-1	0	4	4	0	14	9	2	1	3	0	26	
33	Price, Michelle	* 6-9	0-0	1-3	4	3	7	3	13	0	2	0	1	0	36	
44	Dapprich, Michaela	* 6-9	1-2	5-6	1	4	5	1	18	1	2	2	2	0	31	
12	White, Kayla	* 1-1	0-0	0-0	0	0	0	0	2	0	0	0	0	0	2	
14	Agnello, Valerieorse	* 0-0	0-0	0-0	0	0	0	0	3	0	0	0	0	0	3	
21	Decker, Alei	3-11	2-9	2-2	0	3	3	2	10	0	0	0	0	0	25	
22	Jones, Briana	0-0	0-0	0-0	0	0	0	1	0	0	0	0	0	0	2	
23	Preston, Marissa	0-1	0-0	0-0	0	0	0	2	1	1	0	0	0	0	2	
25	Chapel, Jaesea	1-2	0-0	0-0	1	1	2	1	3	0	0	0	0	0	10	
43	Dapprich, Moriah	0-1	0-0	0-0	1	2	3	0	1	1	0	0	0	0	14	
Team					0	9	9									
Totals		25-59	4-17	13-16	7	32	39	22	67	15	14	5	6		200	
FG % 1st Half: 17-30		56.7%	2nd Half: 8-29	27.6%	Game: 25-59		42.4%	Deadball								
3FG % 1st Half: 4-10		40.0%	2nd Half: 0-7	0.0%	Game: 4-17		23.5%	Rebounds								
FT % 1st Half: 2-3		66.7%	2nd Half: 11-13	84.6%	Game: 13-19		81.3%									
Officials: Amy Bonner, Robert Strong, Nicole Brannon																
Technical fouls: Southeast Missouri None. Wichita State-None.																
Fouls: 1343																
Score by periods																
Southeast Missouri		1st	2nd	Total												
		46	21	67												
Wichita State		25 <th>42<th>67<td colspan="12"></td></th></th>	42 <th>67<td colspan="12"></td></th>	67 <td colspan="12"></td>												
Last FG - SEMO 2nd-00:01, WSU 2nd-00:22.																
Largest lead - SEMO by 2 at 1st:18:58, WSU by 27 2nd-02:08.																
Score tied - 2 times.																
Lead changed - 1 time.																

Game 8 – New Mexico 73, Southeast Missouri 55
Nov. 30, 2013 – Albuquerque, N.M. (The Pit)

Southeast Missouri 55 • 2-6																
#	Player	f	Total		3-Ptr		Rebounds									
			FG-GA	FG-FGA	FT-FTA	FT-FTA	Off	Def	TP	PF	TP	A	To	Bk	Sl	
21	KING, Connor	f	0-0	0-0	0-0	1	2	3	4	0	0	1	0	0	0	
32	MACK, Patricia	f	5-7	0-1	2-2	6	7	13	5	4	1	2	0	0	0	
32	WRIGHT, Kara	g	1-7	0-1	5-6	0	0	0	2	15	2	3	1	1	0	
24	HACKMAN, Olivia	g	4-15	1-3	1-2	1	0	1	3	10	1	0	2	0	0	
34	HUNTER, Jordan	g	4-10	2-5	0-0	1	1	2	2	10	5	1	0	1	0	
41	MITCHELL, Brianna	2-8	1-1	1-2	0	0	0	0	2	6	1	2	0	3	0	
41	LIVELY, Hillary	2-6	0-1	1-2	0	2	2	2	1	5	0	0	0	0	0	
13	BRADSHAW, Allyson	0-4	0-0	0-0	0	0	1	1	3	0	0	3	0	1	0	
13	GEIMAN, Bailey	0-1	0-1	0-0	0	0	0	0	1	5	0	0	0	0	0	
14	HARRIS, Brittany	2-4	0-0	1-2	2	2	0	0	0	5	0	0	0	1	0	
42	BROWN, Kenya	0-0	0-0	0-0	0	0	0	0	0	0	0	0	0	0	0	
Team							4	1	5						1	0
Totals			20-62	4-13	11-16	15	14	29	23	55	10	14	2	9	2	0
FG % 1st Half: 7-27			25.9%	2nd half: 13-35	37.1%	Game: 20-62			32.3%	Deacore 2						
3FG % 1st Half: 2-7			28.6%	2nd half: 2-6	33.3%	Game: 4-13			30.8%							
FT % 1st Half: 1-2			50.0%	2nd half: 10-14	71.4%	Game: 11-16			68.8%							
New Mexico 73 • 3-4																
#	Player	f	Total		3-Ptr		Rebounds									
			FG-GA	FG-FGA	FT-FTA	FT-FTA	Off	Def	TP	PF	TP	A	To	Bk	Sl	
13	SHUMPERT, Khadijah	f	6-13	0-0	8-11	3	3	6	4	20	0	2	4	0	0	
32	KELLER, Kianna	f	3-4	0-0	3-6	3	7	10	3	9	2	4	1	0	0	
12	OWENS, Bryce	g	1-4	0-0	0-0	0	2	2	0	2	4	1	0	1	0	
26	BROWN, Antwanah	g	4-10	1-3	6-6	0	3	3	2	15	2	4	0	1	0	
32	HALASZ, Sara	0	0-6	0-0	4-5	3	6	9	2	14	1	1	0	0	0	
41	ALLEMAND, Brooke	1-2	1-2	0-0	0	2	2	1	3	3	1	0	1	0	0	
41	GREENWOOD, Josie	0-0	0-0	0-0	0	0	0	0	0	1	1	0	0	0	0	
41	LAPEYROLIERE, Alex	1-3	0-1	1-2	0	3	3	0	3	0	0	0	0	0	0	
11	CHAVEZ, Alexa	0-4	0-0	1-1	1	3	4	2	7	0	0	0	0	0	0	
24	MITCHELL, Brea	3-1	0-0	0-0	0	1	1	1	0	1	2	0	0	0	0	
Team							2	2	2						2	0
Totals			24-47	2-6	23-32	12	30	42	15	73	14	17	7	2	0	0
FG % 1st Half: 13-26			50.0%	2nd half: 11-21	52.4%	Game: 24-47			51.1%	Deacore 6						
3FG % 1st Half: 1-3			33.3%	2nd half: 1-3	33.3%	Game: 2-6			33.3%							
FT % 1st Half: 10-14			71.4%	2nd half: 13-18	72.2%	Game: 23-32			71.9%							
Officials: Shelley Nakasone, Roy Gubeyan, Gator Parrish																
Technical fouls: Southeast Missouri=None, New Mexico=None																
Attendance: 5395																
New Mexico Thanksgiving Tournament Consolation Game																

Score by periods		1st	2nd	Total
Southeast Missouri		17	38	55
New Mexico		37	36	73

Game 9 – Southeast Missouri 72, Southern Illinois 50 Dec. 4, 2013 – Cape Girardeau, Mo. (Show Me Center)

Southern Illinois 50 • 1-6															
#	Player	Total	3-Pr	Rebounds	PF	TP	A	T	Bk	Stl	Min				
		FG-FGA	FG-FGA	FT-FTA	Off	Def	Off	Def	Off	Def					
10	Pierre, Dyana	f	4-9	0-0	4-5	3	3	6	4	12	0	1	0	2	31
33	Washington, Azia	f	7-13	0-0	0-0	2	6	8	3	14	1	0	0	1	24
10	Macklin, Carleasha	g	2-6	0-1	2-5	0	1	1	3	6	2	4	0	1	28
12	Griffin, Mercedes	g	3-7	0-0	2-2	1	3	4	3	8	1	3	0	0	19
23	Goin, Sidney	g	0-5	0-4	0-0	0	2	2	1	0	0	0	0	0	19
03	Haynes, Ariel		1-6	0-2	4-5	1	1	2	1	6	0	0	2	0	22
05	Shores, Hannah		1-7	0-2	0-0	0	0	0	2	2	1	1	1	1	26
15	Boue, Jameeka		0-1	0-0	0-0	1	0	1	1	0	0	1	0	0	3
23	Courier, Jordyn		0-1	0-0	0-0	0	1	1	1	0	0	0	0	0	7
24	Nebo, Kim		0-0	0-0	0-0	0	0	0	1	0	0	0	0	0	6
40	Corrigan, Carle		1-6	0-0	0-0	0	1	1	0	2	1	1	0	0	15
Team					2	5	7								
Totals			19-61	0-9	12-17	10	23	33	20	50	6	11	3	5	200
FG % 1st Half:		10-31	32.3%	2nd half:	9-30	30.0%	Game:	19-61	31.1%	Deadball		Rebounds		1	
3FG % 1st Half:		0-5	0.0%	2nd half:	0-4	0.0%	Game:	0-9	0.0%	Rebounds		3			
FT % 1st Half:		2-3	66.7%	2nd half:	10-14	71.4%	Game:	12-17	70.6%	Rebounds		1			

Southeast Missouri 72 • 3-6															
#	Player	Total	3-Pr	Rebounds	PF	TP	A	T	Bk	Stl	Min				
		FG-FGA	FG-FGA	FT-FTA	Off	Def	Off	Def	Off	Def					
21	KING, Connor	f	0-2	0-0	0-0	1	3	4	2	0	1	1	0	1	10
32	MACK, Patricia	f	5-8	0-1	3-6	3	15	18	3	13	0	4	0	0	35
12	WRIGHT, Kara	g	4-8	0-0	5-6	0	4	4	3	13	5	1	0	1	27
24	HACKMANN, Olivia	g	5-12	2-5	2-2	1	2	3	1	14	5	1	0	32	
34	HUNTER, Jordan	g	3-9	0-3	4-4	0	2	2	2	10	2	2	0	1	28
01	MITCHELL, Brianna		1-6	0-0	0-0	0	2	2	1	0	2	0	0	12	
11	BRADSHAW, Allyson		4-10	2-5	0-0	0	2	2	0	10	0	1	0	0	21
13	GEIMAN, Bailey		0-0	0-0	0-0	0	0	0	0	0	0	0	0	0	1
14	HARRIS, Brittany		3-6	0-1	0-0	7	2	9	3	6	0	1	1	2	19
42	BROWN, Kenya		2-2	0-0	0-1	2	1	3	4	4	0	2	0	0	15
Team					3	3	6								
Totals			27-63	4-15	14-19	17	36	53	19	72	13	15	1	5	200
FG % 1st Half:		14-31	45.2%	2nd half:	13-32	40.6%	Game:	27-63	42.9%	Deadball		Rebounds		1	
3FG % 1st Half:		2-6	33.3%	2nd half:	2-9	22.2%	Game:	4-15	26.7%	Rebounds		3			
FT % 1st Half:		5-7	71.4%	2nd half:	9-12	75.0%	Game:	14-19	73.7%	Rebounds		1			

Officials: Doug Klenz, Mark Gines, Wayne Patterson
Technical fouls: Southern Illinois-None, Southeast Missouri-None.
Attendance: 574

Score by periods	1st	2nd	Total
Southeast Missouri	28	44	72
Southern Illinois	28	22	50

Points: SEMO 72, SIU 50
In Paint: SEMO 20, SIU 18
Off T/O: SEMO 8, SIU 6
2nd Chance: SEMO 8, SIU 4
Fast Break: SEMO 2, SIU 0
Bench: SEMO 10, SIU 22

Last FG - SIU 2nd-01:10, SEMO 2nd-01:38
Current lead - SIU None, SEMO 22 2nd-07:47

Game 10 – Southeast Missouri 56, Western Illinois 47 Dec. 7, 2013 – Macomb, Ill. (Western Hall)

Southeast Missouri 58 • 3-7															
#	Player	Total		3-Pr		Rebounds		PF	TP	A	T	Bk	Stl	Min	
		FG	FG-A	FG	FG-A	FT	FT-A								Off
14	HARRIS, Brittany	f	1-3	0-0	0-2	3	3	6	5	2	3	2	1	0	22
32	MACK, Patricia	f	2-4	0-0	3-5	3	4	7	4	7	1	3	1	0	18
12	WRIGHT, Kara	g	3-11	0-1	0-0	1	0	1	3	6	2	3	0	0	30
24	HACKMANN, Olivia	g	6-15	1-4	1-2	1	1	2	2	14	0	2	0	2	32
34	HUNTER, Jordan	g	4-11	2-5	1-1	2	2	4	3	11	5	6	1	0	34
01	MITCHELL, Brianna		0-1	0-0	0-0	0	2	2	0	0	3	0	0	0	6
03	LIVELY, Hilary		1-1	0-0	0-0	0	1	1	1	2	0	1	0	0	4
11	BRADSHAW, Allyson		3-6	2-4	2-2	0	2	2	3	10	1	1	0	0	18
13	GEIMAN, Bailey		1-5	1-3	3-4	2	3	5	2	6	0	0	0	0	20
21	KING, Connor		0-2	0-1	0-0	0	5	5	1	0	0	0	0	1	13
42	BROWN, Kenya		0-1	0-0	0-0	0	1	1	1	0	0	1	0	0	3
Team						2	1	3							
Totals			21-60	6-18	10-16	14	25	39	27	58	12	22	3	3	200
FG % 1st Half:		11-32	34.4%	2nd half:	10-28	35.7%	Game:	21-60	35.0%					Deadball	
3FG % 1st Half:		5-12	41.7%	2nd half:	1-6	16.7%	Game:	6-18	33.3%					Rebounds	
FT % 1st Half:		0-2	0.0%	2nd half:	10-14	71.4%	Game:	10-16	62.5%					1	

Western Illinois 79 • 5-5															
#	Player	Total		3-Pr		Rebounds		PF	TP	A	T	Bk	Stl	Min	
		FG	FG-A	FG	FG-A	FT	FT-A								Off
03	Luke, Ashley	f	6-13	0-0	17-17	6	9	15	3	29	1	4	2	3	33
24	Hall, Marley	f	6-12	1-2	0-0	1	1	2	2	13	0	3	1	0	22
14	Maher, Michelle	g	4-9	1-4	5-7	0	6	6	1	14	4	3	0	2	34
15	Henricson, Rebecca	g	1-4	1-4	0-1	0	3	3	2	3	3	2	0	1	37
21	Niemann, Tori	g	7-14	0-3	0-0	2	5	7	2	14	2	1	1	0	33
01	Boyle, Mallory		0-1	0-0	0-0	0	0	0	2	0	0	0	0	0	7
25	Skowroski, Liz		1-5	0-4	0-0	0	0	0	1	2	2	0	0	1	13
32	Harmon, Paige		1-4	0-3	2-2	1	2	3	4	4	0	1	0	0	13
44	Reichert, Sophie		0-0	0-0	0-0	0	1	1	2	0	0	1	0	0	8
Team						1	1	2							
Totals			26-62	3-20	24-27	11	28	39	19	79	12	16	4	7	200
FG % 1st Half:		12-28	42.9%	2nd half:	14-34	41.2%	Game:	26-62	41.9%					Deadball	
3FG % 1st Half:		2-13	15.4%	2nd half:	1-7	14.3%	Game:	3-20	15.0%					Rebounds	
FT % 1st Half:		15-15	100.0%	2nd half:	9-12	75.0%	Game:	24-27	88.9%					1	

Officials: Doug Klenz, Scott Furling, Dave Rittman
Technical fouls: Southeast Missouri-None, Western Illinois-None.
Attendance: 547

Score by periods	1st	2nd	Total
Southeast Missouri	27	31	58
Western Illinois	41	38	79

Points SEMO 56, WIU 47
In Paint SEMO 16, WIU 40
Off T/O SEMO 8, WIU 27
2nd Chance SEMO 8, WIU 14
Fast Break SEMO 2, WIU 14
Bench SEMO 10, WIU 6

Last FG - SEMO 2nd-00:48, WIU 2nd-01:47
Largest lead - SEMO by 21 1st-18:44, WIU by 24 2nd-07:44

Game 11 – Saint Louis 52, Southeast Missouri 34 Dec. 10, 2013 – St. Louis, Mo. (Chaifetz Arena)

Southeast Missouri 34 • 3-8															
#	Player	Total	3-Pr	Rebounds				PF	TP	A	T	Bk	Stl	Min	
		FG-FGA	FG-FGA	FT-FTA	Off	Def	Total								
11	HARRIS, Brittany	f	1-2	0-0	0-0	0	5	2	2	1	2	0	0	23	
32	MACK, Patricia	f	2-8	1-3	2-3	3	5	8	4	7	0	3	0	2	28
12	WRIGHT, Kara	g	1-5	0-1	3-4	1	4	5	0	5	1	5	0	2	30
24	HACKMANN, Olivia	g	3-14	0-4	1-2	2	3	5	2	7	0	1	0	0	34
34	HUNTER, Jordan	g	1-5	1-3	0-0	3	0	3	2	3	1	1	0	1	26
05	ROSADO, Yelena		1-2	0-1	1-2	0	0	0	3	3	2	5	0	1	16
11	BRADSHAW, Allyson		2-11	2-7	1-4	1	3	4	4	7	2	1	0	1	23
13	GEIMAN, Bailey		0-1	0-1	0-0	0	1	1	0	0	0	0	0	0	4
21	KING, Connor		0-1	0-1	0-0	0	1	1	0	0	0	0	0	0	4
42	BROWN, Kenya		0-2	0-0	0-0	1	1	2	0	0	2	0	0	0	18
Team					0	1	1								
Totals			11-51	4-21	8-15	12	23	35	19	34	9	20	0	7	200
FG % 1st Half: 2-9 10.5% 2nd half: 9-32 28.1% Game: 11-51 21.6%															
3FG % 1st Half: 1-11 9.1% 2nd half: 3-10 30.0% Game: 4-21 19.0%															
FT % 1st Half: 4-8 50.0% 2nd half: 4-7 57.1% Game: 8-15 53.3%															
Deadball Rebounds 5.1															

Saint Louis 52 • 4-6															
#	Player	Total	3-Pr	Rebounds				PF	TP	A	T	Bk	Stl	Min	
		FG-FGA	FG-FGA	FT-FTA	Off	Def	Total								
33	NELSON, Erin	f	3-11	1-5	2-2	1	0	1	0	9	0	2	0	0	30
40	STIPANOVICH, Sadie	f	1-8	0-0	5-6	3	11	14	0	7	2	3	0	1	29
11	PRICE, Jamesia	g	2-9	1-3	0-2	1	2	3	3	5	2	0	0	3	24
12	JAKUBICEK, Olivia	g	3-7	0-0	0-0	5	4	9	3	6	5	1	0	1	30
23	BALL, Desirae	g	6-13	3-7	0-0	1	2	1	15	3	2	0	0	0	37
00	CASTLEMAN, Hallee		1-1	0-0	1-2	0	2	2	1	3	0	2	1	0	8
01	GRAY, Briana		0-2	0-0	0-0	1	0	1	0	0	0	1	0	0	8
02	CARMICHAEL, Regan		0-0	0-0	0-0	0	0	0	0	0	0	0	0	0	8
03	COOK, Erika		1-1	0-0	0-0	0	1	1	0	0	0	0	0	0	3
12	LOPEZ, Lexi		0-1	0-1	1-2	0	1	1	3	3	0	0	0	1	14
24	WOMACK, Denisha		0-0	0-0	4-4	2	5	7	4	4	3	0	0	1	16
Team					0	3	3								
Totals			17-54	5-16	13-18	14	30	44	12	52	12	15	4	6	200
FG % 1st Half: 12-32 37.5% 2nd half: 5-22 22.7% Game: 17-54 31.5%															
3FG % 1st Half: 3-10 30.0% 2nd half: 2-6 33.3% Game: 5-16 31.3%															
FT % 1st Half: 7-10 70.0% 2nd half: 6-8 75.0% Game: 13-18 72.2%															
Deadball Rebounds 4															

Officials: Cynthia Brooks, Geraldine Smith, Missy Brooks

Technical fouls: Southeast Missouri None, Saint Louis None.

Attendance: 253

Score by Periods	1st	2nd	Total
Southeast Missouri	9	25	34
Saint Louis	32	18	52

Last FG - Southeast 2nd-00:50, SLU 2nd-01:07.

Largest lead - SEMO by 21 1st-19:03, SLU by 28 2nd-15:00.

Score tied - 1 time.

Lead changed - 1 time.



SOUTHEAST MISSOURI REDHAWKS

Game 13 – Missouri State 77, Southeast Missouri 66 Dec. 21, 2013 – Springfield, Mo. (JQH Arena)

Southeast Missouri 66 • 4-9																	
#	Player	Total		3-Pr		Rebounds		Off	Def	PF	TP	A	T	Bk	Stl	Min	
		FG	FGA	FT	FTA	Off	Def										
14	HARRIS, Brittany	f	0-1	0-0	0-0	1	3	4	1	0	0	1	0	1	0	19	
32	MACK, Patricia	f	4-9	1-1	3-4	7	5	12	5	12	1	2	1	1	0	26	
11	BRADSHAW, Alyson	g	7-17	3-8	2-2	0	1	1	2	19	1	1	1	0	1	33	
12	WRIGHT, Kara	g	0-2	0-0	0-0	0	3	3	2	0	1	1	3	1	0	26	
4	HUNTER, Jordan	g	2-5	0-3	2-2	0	1	1	3	6	0	4	0	0	12	15	
01	MITCHELL, Brianna	g	4-9	0-2	0-0	0	0	0	2	8	2	6	0	0	0	12	
05	ROSADO, Yelena	g	2-4	0-0	2-2	0	0	0	4	6	1	4	0	1	0	13	
13	GEIMAN, Bailey	g	1-1	1-1	0-0	1	1	2	0	3	0	1	0	0	0	8	
21	KING, Connor	g	1-2	0-1	2-4	3	1	4	4	4	0	0	1	2	3	23	
24	HACKMANN, Olivia	g	4-10	0-2	0-0	0	3	3	2	8	1	0	0	0	1	22	
42	BROWN, Kenya	g	0-0	0-0	0-0	0	2	2	2	0	0	0	0	0	0	4	
Team						2		2									
Totals		25-60		5-18		11-14		22		36		27		66		200	
FG % 1st Half: 8-29		27.6%		2nd half: 17-31		54.8%		Game: 25-60		41.7%				Death		Rebounds	
3FG % 1st Half: 1-9		11.1%		2nd half: 4-9		44.4%		Game: 5-19		27.8%				1			
FT % 1st Half: 4-4		100.0%		2nd half: 7-10		70.0%		Game: 11-14		78.6%							
Missouri State 77 • 4-6																	
#	Player	Total		3-Pr		Rebounds		PF	TP	A	T	Bk	Stl	Min			
		FG	FGA	FT	FTA	Off	Def										
15	Gaines,NJlay	f	3-4	2-3	2-2	2	5	7	2	10	0	1	0	0	23		
21	Snow,Bry	c	2-9	0-0	10-14	4	2	6	2	14	1	2	1	0	22		
04	Wilkinson,Hannah	g	2-5	0-0	2-3	0	2	2	0	6	1	2	0	2	38		
04	Williams,Kenzie	g	7-15	1-3	1-2	4	5	9	2	16	2	4	0	1	32		
22	Snow,Tyonna	g	3-12	0-0	9-14	2	1	3	3	15	1	3	1	4	24		
02	Hughes,Lavi	g	2-4	1-2	2-2	1	1	1	2	7	1	1	0	1	18		
03	Phillips,Desiree	g	1-3	0-1	0-0	1	1	2	2	2	1	1	0	1	11		
12	Chavala,Hillary	g	2-5	0-0	0-0	4	3	7	1	4	0	0	0	0	17		
20	Palmer,Katie	g	0-3	0-1	0-0	0	0	0	2	0	0	1	0	0	8		
23	McGhee,Mikala	g	1-3	0-0	0-0	3	1	4	0	2	3	0	0	2	12		
34	Swartz,Rachel	g	0-0	0-0	0-0	0	0	0	0	0	0	0	0	0	2		
40	Osemenam,Onye	g	0-0	0-0	1-2	1	0	1	0	1	1	0	0	0	3		
Team						1		2									
Totals		23-63		4-10		27-39		23		22		45		16		77	
FG % 1st Half: 13-38		34.2%		2nd half: 10-25		40.0%		Game: 23-63		36.5%				Death		Rebounds	
3FG % 1st Half: 2-5		40.0%		2nd half: 2-5		40.0%		Game: 4-10		40.0%				1			
FT % 1st Half: 6-10		60.0%		2nd half: 21-29		72.4%		Game: 27-39		69.2%							
Officials: Randy Robertson, Jeff Faulzner, Eric Baker																	
Technical fouls: Southeast Missouri-None, Missouri State-None.																	
Attendance: 2604																	
Mack (SEMO) fouls out at 7:05 of 2nd half.																	
Score by periods																	
Southeast Missouri																	
Missouri State																	

Game 15 – Southeast Missouri 75, Austin Peay 64 Jan. 4, 2014 – Clarksville, Tenn. (Dunn Center)

Southeast Missouri 75 • 5-10 (1-1 OVC)															
#	Player	f	Total		3-Pr		Rebounds		PF	TP	A	T	Bk	Stl	Min
			FG	FGA	FT	FTA	Off	Def							
21	KING, Connor	f	3-7	0-1	2-2	4	4	8	3	8	0	5	1	2	30
32	MACK, Patricia	f	2-8	1-3	4-7	3	12	15	3	9	3	3	0	3	38
11	BRADSHAW, Alyson	g	2-7	2-5	5-8	0	1	1	3	11	1	1	0	0	27
12	WRIGHT, Kara	g	3-10	0-6	1-3	0	3	3	1	7	5	2	2	1	36
34	HUNTER, Jordan	g	6-10	2-3	5-6	3	6	3	19	2	1	0	0	0	28
01	MITCHELL, Brianna	g	2-3	0-1	2-2	0	1	1	4	6	1	1	0	0	7
03	LIVELY, Hillary	g	0-1	0-0	0-0	1	1	0	0	0	0	0	0	0	5
05	ROSADO, Yelena	g	0-1	0-0	0-0	0	1	1	0	0	1	1	0	1	5
24	HACKMANN, Olivia	g	5-9	2-4	1-1	1	2	1	13	0	2	0	0	0	17
42	BROWN, Kenya	g	1-1	0-0	0-0	1	2	3	4	2	0	0	0	0	7
Team							1		3		4				
Totals			24-57		7-23		20-29		14		31		45		75
FG % 1st Half: 14-35 40.0% 2nd half: 10-22 45.5% Game: 24-57 42.1%															
3FG % 1st Half: 6-15 40.0% 2nd half: 1-8 12.5% Game: 7-23 30.4%															
FT % 1st Half: 2-3 66.7% 2nd half: 18-26 69.2% Game: 20-29 69.0%															
Deadball Rebounds 3															
Austin Peay 64 • 3-11 (0-1 OVC)															
#	Player	f	Total		3-Pr		Rebounds		PF	TP	A	T	Bk	Stl	Min
			FG	FGA	FT	FTA	Off	Def							
14	RATES, Beth	f	5-11	0-0	4-4	1	6	7	4	14	0	2	1	0	28
25	BANKS, Tearra	c	1-2	0-0	0-0	0	0	0	1	2	0	3	0	1	8
01	GRAY, Tiaasha	g	8-29	0-3	0-0	4	3	7	4	16	6	2	0	3	40
04	STAINBACK, Kristen	g	2-10	0-4	3-3	0	3	3	1	7	1	2	0	0	35
44	SCOTT, Jacey	g	1-4	0-1	4-5	0	1	1	4	6	0	0	0	0	39
03	RIVERS, April	g	1-1	1-1	0-0	0	0	0	2	3	0	0	0	1	6
21	NWOKOCHA, Jennifer	g	5-6	0-0	0-1	2	5	7	5	10	0	3	0	0	24
32	HARDWAY, Alexis	g	2-5	0-0	2-3	5	6	11	1	6	0	1	0	0	20
Team							0		4		4				
Totals			25-68		1-9		13-16		15		25		40		64
FG % 1st Half: 15-30 50.0% 2nd half: 10-38 26.3% Game: 25-68 36.8%															
3FG % 1st Half: 1-4 25.0% 2nd half: 0-5 0.0% Game: 1-9 11.1%															
FT % 1st Half: 4-7 57.1% 2nd half: 9-9 100.0 Game: 13-16 81.3%															
Deadball Rebounds 0															
Officials: Roy Fessler, Kyle Lamber, Mark Glines															
Technical Fouls: Southeast Missouri=None, Austin Peay=None.															
Attendance: 725															
APSU Player of the Game: Beth Rates															
Points by periods			1st	2nd	Total	Points			In	Off	2nd	3rd	Bench		
Southeast Missouri			39	39	75	Team			TSO <td>CHA<td>TSO<td>CHA<td>4</td><td>21</td></td></td></td>	CHA <td>TSO<td>CHA<td>4</td><td>21</td></td></td>	TSO <td>CHA<td>4</td><td>21</td></td>	CHA <td>4</td> <td>21</td>	4	21	
Austin Peay			35	29	64	Seimo			22	14	14	4	21	15	
Score tied - 12 times															
Largest lead - SEMO by 12 1st-13.38, APSU by 1 2nd-18.55, SEA by 2 3rd-18.55															
Score tied by 2 times.															

Game 17 – UT Martin 100, Southeast Missouri 71
Jan. 13, 2014 – Martin, Tenn. (Elam Center)

Southeast Missouri 71 • 5-12 (1-3 OVC)																		
#	Player	Total		3-Pr		Rebounds			PF	TP	A			Bk	Stl	Min		
		FG	FGA	FG	FGA	Off	Def	Tot			Off	Def	Tot					
11	BRADSHAW, Allyson	* 2-5	0-3	2-2	0	1	1	4	6	0	3	0	1	21				
21	KING, Connor	* 0-1	0-0	1-2	2	0	2	4	1	2	0	1	0	17				
24	HACKMANN, Olivia	* 3-9	1-5	1-4	1	3	4	2	8	0	1	1	2	30				
32	MACK, Patricia	* 2-11	0-3	3-7	1	10	11	4	7	1	1	1	0	33				
34	HUNTER, Jordan	* 5-8	2-4	4-4	0	2	2	3	16	1	5	0	1	25				
01	MITCHELL, Brianna	4-6	0-0	12-14	0	1	1	2	20	0	6	0	2	18				
03	LIVELY, Hillary	2-5	0-0	3-3	5	2	7	2	7	1	0	0	1	21				
05	ROSADO, Yelena	0-1	0-0	2-2	0	0	0	1	2	2	1	0	0	9				
12	WRIGHT, Kara	1-1	0-0	2-3	0	0	0	2	4	1	1	0	0	16				
13	GEHMAN, Bailey	0-3	0-2	0-0	1	2	3	1	0	0	0	0	0	5				
42	BROWN, Kenya	0-0	0-0	0-0	0	2	2	2	0	0	0	0	0	5				
Team						1		0		1								
Totals		19-50		3-17		30-41		11 23 34		27 71		8 18 3		7 200				
FG % 1st Half: 12-25		48.0%		2nd half: 7-25		28.0%		Game: 19-50		38.0%				Deadball Rebounds 0.3				
3FG % 1st Half: 1-6		16.7%		2nd half: 2-11		18.2%		Game: 3-17		17.6%								
FT % 1st Half: 3-5		60.0%		2nd half: 27-36		75.0%		Game: 30-41		73.2%								
UT Martin 100 • 12-6 (5-0 OVC)																		
#	Player	Total		3-Pr		Rebounds			PF	TP	A			Bk	Stl	Min		
		FG	FGA	FG	FGA	Off	Def	Tot			Off	Def	Tot					
04	MASENGIL, Elizabeth	* 1-4	0-1	0-0	0	2	2	5	2	0	2	0	0	0	13			
11	BUTLER, Heather	* 7-11	2-4	7-8	2	1	3	3	23	6	0	0	0	22				
12	NESOME, Jasmine	* 6-11	3-6	1-1	1	3	4	1	16	5	3	1	4	27				
20	SCHUBERT, Katie	* 2-6	0-0	2-0	1	1	1	1	6	1	0	0	0	24				
24	JONES, Ashia	* 4-10	0-0	7-9	0	3	3	1	15	0	1	0	2	20				
03	WARFIELD-CROSS, Sha	0-2	0-1	3-4	2	3	5	5	5	0	1	0	0	19				
05	GOLDEN, Corrice	2-3	0-0	2-2	1	2	3	2	6	0	0	0	0	7				
10	HALL, Chelsey	0-0	0-0	0-0	0	0	0	3	0	0	2	0	0	9				
14	ROBERTS, Chelsea	1-3	1-3	5-6	0	10	10	2	10	0	0	0	0	23				
30	CALDWELL, Tiara	0-7	0-0	2-4	1	0	1	5	12	0	0	0	0	13				
35	WHITE, Megan	0-2	0-2	2-2	0	0	0	0	2	1	1	0	0	14				
23	TSYSON, Karisma	1-2	1-1	2-2	0	1	1	2	5	1	1	2	0	9				
Team						2												
Totals		30-59		9-24		31-38		10 28 38		13 30		11 18 13		3 6200				
FG % 1st Half: 16-34		47.1%		2nd half: 14-25		56.0%		Game: 30-59		50.8%				Deadball Rebounds 0.3				
3FG % 1st Half: 6-18		33.3%		2nd half: 3-6		50.0%		Game: 9-24		37.5%								
FT % 1st Half: 12-15		80.0%		2nd half: 19-23		82.6%		Game: 31-38		81.6%								
Officials: Betty Booker-Parks, Brent Garcia, Troy Winters																		
Technical fouls: Southeast Missouri-BROWN, Kenya; TEAM, UT Martin-None.																		
Attendance: 2441																		
Score by periods		1st	2nd	Total														
Southeast Missouri		28	43	71														
UT Martin		50	50	100														
Last FG - SEMO 2nd-02:14, UTM 2nd-04:43.																		



SOUTHEAST MISSOURI REDHAWKS

Game 21 – Eastern Kentucky 75, Southeast Missouri 56 Feb. 1, 2014 – Richmond, Ky. (McBrayer Arena)

Southeast Missouri 56 • 7-14 (3-5 OVC)																														
#	Player	Total		3-Pr		Rebounds		PF	TP	A	T	Bk	Stl	Min	FG	FGA	FT	FTA												
		FG	FGA	FT	FTA	Off	Def																							
21	KING, Connor	f	5-6	1-2	2-2	1	6	7	3	13	0	1	0	23																
32	MACK, Patricia	f	7-11	1-2	2-3	3	10	13	4	17	6	3	0	34																
11	BRADSHAW, Allyson	g	2-11	1-4	2-2	0	0	0	4	7	0	1	0	21																
24	HACKMANN, Olivia	g	0-4	0-1	0-0	0	3	3	0	0	0	1	0	22																
34	HUNTER, Jordan	g	1-11	1-7	2-2	2	0	2	5	2	5	0	0	29																
01	MITCHELL, Brianna	g	0-4	0-1	0-0	0	0	0	0	0	0	0	1	7																
05	ROSADO, Yelena	g	0-3	0-0	0	0	0	0	0	0	1	1	0	16																
12	WRIGHT, Kara	g	0-6	0-1	0-0	0	1	1	1	0	2	2	0	25																
42	BROWN, Kenya	g	5-5	0-0	4-6	4	2	6	4	14	1	4	0	23																
Team						3	2	5																						
Totals			20-61	4-18	12-15	13	24	37	18	56	12	17	1	2																
FG % 1st Half: 9-33		24.2%	2nd half: 12-38	42.3%	Game: 20-61	32.8%	Rebounds		21		21		21		21		21													
3FG % 1st Half: 2-9		22.2%	2nd half: 2-9	22.2%	Game: 4-18	22.2%	PF		56		12		17		1		2													
FT % 1st Half: 3-4		75.0%	2nd half: 9-11	81.8%	Game: 12-15	80.0%	TP		56		12		17		1		2													
Eastern Kentucky 75 • 12-7 (6-2 OVC)																														
#	Player	Total		3-Pr		Rebounds		PF	TP	A	T	Bk	Stl	Min	FG	FGA	FT	FTA												
		FG	FGA	FT	FTA	Off	Def																							
20	HARPER, Shelly	f	3-10	0-2	0-0	1	4	5	2	6	0	2	0	29																
24	MAPLES, Miranda	f	8-12	3-4	1-2	2	8	10	3	20	0	2	1	28																
01	STAFFORD, Jasmine	g	0-2	0-1	1-2	3	5	8	2	1	3	1	0	22																
02	WALKER, Pilar	g	2-3	0-0	0-0	2	2	3	4	2	3	1	1	21																
25	CARPENTER, Marie	g	7-15	5-8	0-0	1	0	1	0	19	4	1	0	34																
03	MASSENGILL, Mariah	g	1-3	1-1	2-2	0	0	0	0	5	3	1	0	13																
05	HUNTER, Michaela	g	4-7	0-1	2-2	0	4	4	1	10	6	2	4	27																
21	HENSHAW, Jasmine	g	0-2	0-0	0-0	0	0	0	2	0	0	0	0	5																
23	PIPPEN, Katie	g	0-0	0-0	0-0	0	0	0	0	0	0	0	0	2																
33	YOUNG, Kasey	g	0-1	0-1	0-0	0	0	0	0	0	0	0	0	1																
44	POLSON, Meredith	g	0-0	0-0	0-0	0	0	0	0	0	0	0	0	1																
02	BOWERS, Nicole	g	2-2	0-0	3-5	0	0	0	1	7	1	1	0	8																
55	DRAKE, Cierra	g	1-2	0-0	1-2	1	2	3	3	3	0	0	0	9																
Team						1	2	3																						
Totals			28-59	9-18	10-15	9	27	36	17	75	19	15	6	5	200															
FG % 1st Half: 15-32		46.9%	2nd half: 13-27	48.1%	Game: 28-59	47.5%	Rebounds		36		17		15		6		5													
3FG % 1st Half: 5-11		45.5%	2nd half: 4-7	57.1%	Game: 9-18	50.0%	PF		75		19		15		6		5													
FT % 1st Half: 1-3		33.3%	2nd half: 9-12	75.0%	Game: 10-15	66.7%	TP		75		19		15		6		5													
Officials: Doug Force, Ron Hanna, Courtney Walker																														
Technical fouls: Southeast Missouri=None, Eastern Kentucky=None																														
Attendance: 540																														
Score by periods																														
		1st	2nd	3rd	4th	Total	Points		In	Off	2nd	Fast	Bench	Points		In	Off	2nd												
Southeast Missouri		21	35	56			SEMO	30	8	11	9	14		SEMO	24	19	29	0												
Eastern Kentucky		36	39	75			BUK	30	22	8	13	25		SEMO	24	19	29	0												
Last FG: SEMO 2nd 00:11, EKY 2nd 01:16																														
Score tied - 1 time																														

Game 22 – Austin Peay 87, Southeast Missouri 74 Feb. 3, 2014 – Cape Girardeau, Mo. (Show Me Center)

Austin Peay 87 • 9-14, 6-4 OVC																		
#	Player	Total		3-Pr		Rebounds		PF	TP	A	T	Bk	Stl	Min	FG	FGA	FT	FTA
		FG	FGA	FT	FTA	Off	Def											
21	NWOKOCHA, Jennifer	f	5-8	0-0	6-7	1	7	8	2	16	3	5	1	0	25			
14	RATES, Beth	c	6-6	0-0	0-0	3	6	9	4	12	2	0	0	20				
04	STAINBACK, Kristen	g	5-10	4-7	1-2	3	2	5	3	15	2	0	0	1	37			
05	OLSZEWSKI, Nicole	g	3-7	2-4	0-0	0	5	5	4	8	3	3	1	2	40			
44	SCOTT, Jacey	g	0-2	0-1	0-0	0	1	1	2	0	4	1	0	22				
01	GRAY, Tiasha	g	8-17	1-4	9-12	1	4	5	4	26	3	5	1	4	33			
25	BANKS, Tearra	g	3-6	0-0	0-2	1	4	5	3	6	0	1	1	0	16			
32	HARDWAY, Alexis	g	2-3	0-0	0-0	1	2	3	0	4	0	0	0	0	7			
Team						0	1	1										
Totals			32-59	7-16	16-23	10	32	42	22	87	17	15	4	7	200			
FG % 1st Half: 13-28 46.4% 2nd half: 19-31 61.3% Game: 32-59 54.2%																		
3FG % 1st Half: 4-10 40.0% 2nd half: 3-6 50.0% Game: 7-16 43.8%																		
FT % 1st Half: 5-8 62.5% 2nd half: 11-15 73.3% Game: 16-23 69.6%																		
Rebounds 42 17 15 4 7 200																		
Southeast Missouri 74 • 7-15, 3-6 OVC																		
#	Player	Total		3-Pr		Rebounds		PF	TP	A	T	Bk	Stl	Min	FG	FGA	FT	FTA
		FG	FGA	FT	FTA	Off	Def											
21	KING, Connor	f	2-4	0-1	2-2	2	0	2	4	6	0	0	0	0	19			
32	MACK, Patricia	f	6-13	4-5	6-9	1	2	4	4	22	3	3	0	3	38			
11	BRADSHAW, Allyson	g	5-13	2-6	2-2	1	1	2	4	14	1	0	0	21				
24	HACKMANN, Olivia	g	3-6	0-0	1-1	2	4	6	0	7	0	1	0	1	22			
34	HUNTER, Jordan	g	1-5	0-1	0-0	1	1	2	2	4	5	0	0	31				
01	MITCHELL, Brianna	g	2-7	0-1	3-4	1	0	1	1	7	1	1	0	1	14			
03	LIVELY, Hillary	g	0-0	0-0	0-0	0	0	0	0	0	0	0	0	0	2			
05	ROSADO, Yelena	g	0-1	0-0	0-0	1	0	1	0	2	0	1	0	6				
12	WRIGHT, Kara	g	3-10	2-4	2-4	0	3	3	1	10	1	1	0	1	24			
42	BROWN, Kenya	g	3-8	0-1	0-0	3	8	11	2	6	0	1	0	0	21			
Team						4	1	5										
Totals			25-69	8-19	16-26	20	23	43	20	74	12	13	0	7	200			
FG % 1st Half: 12-33 36.4% 2nd half: 13-36 36.1% Game: 25-69 36.2%																		
3FG % 1st Half: 4-10 40.0% 2nd half: 4-9 44.4% Game: 8-19 42.1%																		
FT % 1st Half: 4-10 40.0% 2nd half: 12-16 75.0% Game: 16-26 61.5%																		
Rebounds 20 74 12 13 0 7 200																		
Officials: Charles Carroll, Doug Klenner, Jennifer Imanuel																		
Technical fouls: Austin Peay None. Southeast Missouri None.																		
Attendance: 323																		
Score by periods																		
		1st	2nd	Total														
Austin Peay		35	52	87														
Southeast Missouri		32	42	74														
		Points	In	Off	Fast													
		APSU	Score	2nd	Break													
		SEMO	23	23	13													
			24	18	29													
			0	0	0													
			36															
Last FG - APSU 22-00-30, SEMO 22-01-18.																		
Largest lead - APSU by 23 22-12-41, SEMO by 11 01-21-01.																		
Lead changed - 2 times.																		

Game 25 - UT Martin 102, Southeast Missouri 70
Feb. 15, 2014 - Cape Girardeau, Mo. (Show Me Center)

UT Martin 102 • 18-7, 11-1 OVC																
#	Player	Total		3-Pt		Rebounds		PF	TP	A	TO	Bk	Sl	Min		
		FG	FGA	FT	FTA	Off	Def									
34	JONES, Ashia	f	10-11	0-0	7-9	6	9	15	2	27	3	2	2	4	33	
30	WARFIELD-CROSS, Sha	g	2-6	1-2	0-0	2	0	2	4	5	1	5	0	3	29	
11	BUTLER, Heather	g	5-19	2-8	7-9	1	2	3	2	19	5	4	0	1	34	
12	NEWSOME, Jasmine	g	5-8	0-1	8-8	0	0	0	2	18	0	1	0	5	35	
20	SCHUBERT, Katie	g	6-10	5-7	2-2	2	3	5	3	19	1	0	0	2	26	
34	MASENGIL, Elizabeth	f	1-3	0-0	3-4	1	1	2	2	5	3	0	0	0	10	
14	ROBERTS, Chelsea	g	2-2	1-1	0-1	1	1	2	2	5	0	2	0	0	10	
30	CALDWELL, Tiana	f	1-1	0-0	2-4	1	4	5	2	4	0	2	0	0	12	
32	WHITE, Megan	g	0-1	0-1	0-0	0	1	1	0	0	0	0	0	0	4	
35	TYSON, Karisma	g	0-2	0-1	0-0	0	0	0	0	0	0	0	0	0	7	
Team						0		3								
Totals		32-63		9-21		29-37		14		24		38		19 102		
FG % 1st Half: 17-33		51.5%		2nd half: 15-30		50.0%		Game: 32-63		50.8%				Deadball		
3FG % 1st Half: 4-10		40.0%		2nd half: 5-11		45.5%		Game: 9-21		42.9%				Rebounds		
FT % 1st Half: 7-9		77.8%		2nd half: 22-28		78.6%		Game: 29-37		78.4%						
Southeast Missouri 70 • 8-17, 4-8 OVC																
#	Player	Total		3-Pt		Rebounds		PF	TP	A	TO	Bk	Sl	Min		
		FG	FGA	FT	FTA	Off	Def									
21	KING, Connor	f	4-7	1-3	0-0	2	6	8	2	9	0	2	0	0	26	
32	MACK, Patricia	f	3-6	0-0	0-0	0	4	4	5	6	3	2	0	0	19	
11	BRADSHAW, Allyson	g	3-5	3-3	8-8	0	2	2	4	17	3	4	0	1	33	
24	HACKMANN, Olivia	g	4-9	1-3	1-1	1	1	2	3	10	2	3	1	1	18	
34	HUNTER, Jordan	g	3-6	1-3	2-2	0	0	0	4	9	3	9	0	0	31	
01	MITCHELL, Brianna	g	1-6	0-3	2-2	0	2	2	4	4	0	2	0	1	10	
03	LIVELY, Hilary	g	0-0	0-0	0-0	0	1	1	2	0	0	1	0	0	10	
05	ROSADO, Yelena	g	4-8	0-0	1-3	0	0	0	1	9	1	3	0	0	17	
12	WRIGHT, Kara	g	0-2	0-1	0-0	0	0	0	1	0	3	0	1	0	17	
42	BROWN, Kenyada	g	3-3	0-0	0-1	1	4	5	4	6	0	2	0	0	19	
Team						1		1								
Totals		25-52		6-16		14-17		5		21		26		30 70		
FG % 1st Half: 14-25		53.8%		2nd half: 11-26		42.3%		Game: 25-52		48.1%				Deadball		
3FG % 1st Half: 5-10		50.0%		2nd half: 1-6		16.7%		Game: 6-16		37.5%				Rebounds		
FT % 1st Half: 5-6		83.3%		2nd half: 9-11		81.8%		Game: 14-17		82.4%						
Officials: Doug Kierc, Kary Winders, Ty Bills																
Technical fouls: UT Martin-None. Southeast Missouri-None.																
Attendance: 504																
Score by periods																
	1st	2nd	Total													
UT Martin	45	57	102													
Southeast Missouri	38	32	70													
Last FG - UTM 2nd-01:46, SEMO 2nd-00:17																
Largest lead - UTM by 42 2nd-03:31, SEMO by 6 1st-10:20.																
Score tied - 8 times																
Lead changed - 12 times																

Game 27 - Southeast Missouri 59, Jacksonville State 48
Feb. 22, 2014 - Cape Girardeau, Mo. (Show Me Center)

Jacksonville State 48 • 11-17, 7-8 OVC																
#	Player	c	Total		3-Pt		Rebounds		PF	TP	A	TO	Bk	Sl	Min	
			FG	FGA	FT	FTA	Off	Def								
42	CANTRELL, Miranda	c	3-7	0-0	2-2	1	6	7	2	8	2	0	0	0	31	
02	BENSON, Briana	g	2-11	1-3	2-2	3	5	8	2	7	0	0	0	0	26	
03	NAUGHTON, Kelly	g	0-4	0-1	0-0	0	3	3	1	0	1	2	0	0	23	
04	MORTON, Candace	g	5-18	1-3	5-7	1	4	5	2	16	3	0	1	2	35	
22	MCILIN, Destiny	g	3-10	0-0	0-0	2	4	6	3	6	1	2	0	0	30	
08	HORTON, LaChesha	g	0-1	0-0	0-0	0	0	0	1	0	0	0	1	0	10	
14	JAMES, Destiny	g	0-2	0-2	0-2	0	0	0	0	3	0	0	0	0	17	
23	BUCKNER, Brianne	g	3-5	3-4	0-0	0	2	2	0	9	1	2	0	0	14	
50	BROWN, Sydney	g	1-5	0-0	0-0	1	3	2	2	2	0	1	0	2	19	
Team							1	3								
Totals			17-63	5-13	9-13	9	29	38	16	48	8	7	2	4	200	
FG % 1st Half: 10-35			28.6%		2nd half: 7-28		25.0%		Game: 17-63		27.0%		Deadball			
3FG % 1st Half: 3-6			50.0%		2nd half: 2-7		28.6%		Game: 5-13		38.5%		Rebounds			
FT % 1st Half: 0-2			0.0%		2nd half: 9-11		81.8%		Game: 9-13		69.2%		1			
Southeast Missouri 59 • 9-18, 5-9 OVC																
#	Player	f	Total		3-Pt		Rebounds		PF	TP	A	TO	Bk	Sl	Min	
			FG	FGA	FT	FTA	Off	Def								
21	KING, Connor	f	2-5	0-1	1-4	4	8	12	2	5	0	3	1	0	29	
32	MACK, Patricia	f	3-10	1-5	5-7	1	20	21	3	12	4	2	1	3	39	
11	BRADSHAW, Allyson	g	2-5	1-3	0-0	0	0	0	4	5	3	3	0	0	25	
24	HACKMANN, Olivia	g	6-12	0-0	1-3	2	4	6	2	13	0	1	3	0	28	
34	HUNTER, Jordan	g	1-5	0-2	0-0	0	0	0	2	2	2	2	1	0	23	
01	MITCHELL, Brianna	g	6-7	2-2	3-4	0	4	4	2	17	2	1	0	0	14	
03	LIVELY, Hilary	g	0-0	0-0	0-0	0	0	0	0	0	0	0	0	0	2	
05	ROSADO, Yelena	g	0-1	0-0	0-0	0	2	2	0	0	0	1	0	1	8	
12	WRIGHT, Kara	g	2-4	1-1	0-2	0	0	0	0	5	1	1	0	0	21	
42	BROWN, Kenyada	g	0-1	0-0	0-2	1	1	2	1	0	0	1	1	0	11	
Team							0	1								
Totals			22-51	5-14	10-22	8	40	48	16	59	12	14	7	4	200	
FG % 1st Half: 12-25			48.0%		2nd half: 10-25		40.0%		Game: 22-51		43.1%		Deadball			
3FG % 1st Half: 2-7			28.6%		2nd half: 3-7		42.9%		Game: 5-14		35.7%		Rebounds			
FT % 1st Half: 3-7			42.9%		2nd half: 7-15		46.7%		Game: 10-22		45.5%		4			
Officials: Kyle Iabur, Jason Schmitz, Trey Miles																
Technical Fouls: Jacksonville State=None; Southeast Missouri=None.																
Attendance: 519																
Score by periods																
	1st	2nd	Total													
Jacksonville State	23	25	48		Points	In	Off	2nd	Fast							
					SEMO	Paint	TO	Chance	Bench							
Southeast Missouri	29	30	59			10	8	6	2							
Last FG : JSU by 02:00-46; SEMO 02:00-34.																
Largest Lead : JSU by 7 1st-10:55; SEMO by 11 2nd-01:14.																
Score tied - 4 times.																
Lead changed - 4 times.																



SOUTHEAST MISSOURI REDHAWKS

Game 29 – Southeast Missouri 65, Murray State 57
March 1, 2014 – Murray, Ky. (Show Me Center)

Murray St 57 • 11-17, 4-12 OVC															
#	Player	Total		3-Pr		Rebounds			PF	TP	A	TO	Blk	Stl	Min
		FG	FGA	FT	FTA	Off	Def	Total							
05	WINFREY, Jessica	f	7-21	0-1	8-9	1	19	20	2	22	0	3	0	1	37
31	BABIC, Bianca	f	0-5	0-3	0-0	0	3	3	1	0	0	2	0	0	28
01	PORTER, Taylor	g	4-12	1-5	2-3	1	1	2	2	11	4	1	0	0	40
10	EDOM, Nikia	g	0-4	0-3	2-2	0	1	1	3	2	0	1	0	0	31
15	STARKS, Janasen	g	0-3	0-2	2-2	0	0	0	4	2	2	1	0	0	21
00	JACKSON, Natanya		4-6	1-1	8-9	2	5	7	4	17	2	1	2	0	26
40	HOSEY, Chanyere		0-0	0-0	0-0	1	2	3	1	0	0	0	0	0	4
42	LEE, Jashae		1-3	1-1	0-0	0	1	1	3	3	2	1	0	0	13
Team						0	1	1							
Totals			16-54	3-16	22-25	5	33	38	20	57	10	10	2	1	200
FG % 1st Half:		10-27	37.0%	2nd half:	6-27	22.2%	Game:		16-54	29.6%	Deadball				
3FG % 1st Half:		2-9	22.2%	2nd half:	1-7	14.3%	Game:		3-16	18.8%	Rebounds				
FT % 1st Half:		12-13	92.3%	2nd half:	10-12	83.3%	Game:		22-25	88.0%					
Southeast Missouri 65 • 10-19, 6-10 OVC															
#	Player	Total		3-Pr		Rebounds			PF	TP	A	TO	Blk	Stl	Min
		FG	FGA	FT	FTA	Off	Def	Total							
21	KING, Connor	f	4-8	0-0	1-2	4	8	12	3	9	0	1	0	1	31
32	MACK, Patricia	f	3-8	0-0	5-8	3	13	16	4	11	2	2	0	2	31
11	BRADSHAW, Alyson	g	2-8	0-3	0-0	1	2	3	1	4	0	1	0	0	22
24	HACKMANN, Olivia	g	6-13	1-4	3-4	0	6	6	1	16	2	0	0	0	31
01	HUNTER, Jordan	g	2-9	1-4	3-6	0	3	3	1	8	5	1	0	1	28
01	MITCHELL, Brianna		4-11	0-1	0-0	0	1	1	1	8	2	0	0	0	18
03	LIVELY, Hillary		0-1	0-0	0-0	0	0	0	0	0	0	0	0	0	2
05	ROSAO, Yelena		0-0	0-0	0-0	0	0	0	1	0	0	0	0	0	2
12	WRIGHT, Kara		1-4	1-3	2-2	0	0	0	1	5	3	0	0	0	20
42	BROWN, Kenyada		1-2	0-0	2-3	1	1	2	5	4	0	0	0	0	15
Team						3	1	4							
Totals			23-64	3-15	16-25	12	35	47	18	65	14	5	0	5	200
FG % 1st Half:		10-28	35.7%	2nd half:	13-36	36.1%	Game:		23-64	35.9%	Deadball				
3FG % 1st Half:		2-7	28.6%	2nd half:	1-8	12.5%	Game:		3-15	20.0%	Rebounds				
FT % 1st Half:		8-13	61.5%	2nd half:	8-12	66.7%	Game:		16-25	64.0%					
Officials: Scott Stanley, Mark Cline, Kerry Winders															
Technical fouls: Murray St-None. Southeast Missouri-MACK, Patricia.															
Attendance: 1302															
Score by periods					1st	2nd	Total								
Murray St.					34	23	57								
Southeast Missouri					30	35	65								

2014-15 OPPONENTS





SOUTHEAST MISSOURI REDHAWKS

Alabama A&M Bulldogs



- » Friday, Nov. 14
- » 6:30 p.m.
- » Cape Girardeau, Mo.

General Information

Location..... Normal, Ala.
Enrollment 5,300
Nickname..... Bulldogs
Colors Maroon & White
Arena T.M. Elmore Arena (6,000)
Conference Southwestern Athletic
President Dr. Andrew Hugine, Jr.
Director of Athletics..... Bryan Hicks

Coaching Staff

Head Coach..... Semeka Randall
Career Record (Yrs.) 56-128 (8)
Record at School (Yrs.) 6-23 (1)
Assistant Coaches..... Terry Palmer
Elaine Powell

Team Information

2013-14 Record..... 6-23
SWAC Record/Finish..... 3-15/9th
Starters Returning/Lost..... 4/1
Letterwinners Returning/Lost..... 5/11

Communications

Contact Bud McLaughlin
Email..... aamusportsinfo@yahoo.com
Office Phone..... (256) 372-4005
Cell Phone (256) 509-9598
Website..... AAMUSports.com

Missouri Tigers



- » Monday, Nov. 17
- » TBA
- » Columbia, Mo.

General Information

Location..... Columbia, Mo.
Enrollment 34,935
Nickname..... Tigers
Colors Old Gold & Black
Arena Mizzou Arena (15,061)
Conference Southeastern
Chancellor R. Bowen Loftin
Director of Athletics..... Mike Alden

Coaching Staff

Head Coach..... Robin Pingeton
Career Record (Yrs.) 395-222 (19)
Record at School (Yrs.) 60-65 (4)
Assistant Coaches..... Jenny Putnam
Willie Cox
Michael Porter

Team Information

2013-14 Record..... 17-14
SEC Record/Finish..... 6-10/12th
Starters Returning/Lost..... 4/1
Letterwinners Returning/Lost..... 10/3

Communications

Contact Jenny Dewar
Email..... dewarj@missouri.edu
Office Phone..... (573) 884-9486
Cell Phone (874) 567-2487
Website..... MUTigers.com

Saint Louis Billikens



- » Friday, Nov. 21
- » 6:30 p.m.
- » Cape Girardeau, Mo.

General Information

Location..... St. Louis, Mo.
Enrollment 13,505
Nickname..... Billikens
Colors Royal Blue & White
Arena Chaifetz Arena (10,600)
Conference Atlantic 10
President Dr. Fred P. Pestello
Director of Athletics..... Chris May

Coaching Staff

Head Coach..... Lisa Stone
Career Record (Yrs.) 527-274 (28)
Record at School (Yrs.) 24-37 (2)
Assistant Coaches..... Mike Geary
Glenn Box
Linda Sayavongchanh

Team Information

2013-14 Record..... 12-18
A-10 Record/Finish..... 7-9/10th
Starters Returning/Lost..... 5/0
Letterwinners Returning/Lost..... 8/3

Communications

Contact Mickey Smith
Email..... msmit145@slu.edu
Office Phone..... (314) 977-3463
Cell Phone..... (314) 610-8496
Website..... SLUBillikens.com

Mississippi Rebels



- » Tuesday, Nov. 25
- » 3 p.m.
- » Oxford, Miss.

General Information

Location..... Oxford, Miss.
Enrollment 22,286
Nickname..... Rebels
Colors Cardinal Red & Navy Blue
Arena C.M. Smith Tad Coliseum (8,867)
Conference Southeastern
President Dr. Daniel W. Jones
Director of Athletics..... Ross Bjork

Coaching Staff

Head Coach..... Matt Insell
Career Record (Yrs.) 12-20 (1)
Record at School (Yrs.) 12-20 (1)
Assistant Coaches..... Alex Simmons
Brittany Hudson
Todd Schaefer

Team Information

2013-14 Record..... 12-20
SEC Record/Finish..... 2-14/14th
Starters Returning/Lost..... 3/2
Letterwinners Returning/Lost..... 6/5

Communications

Contact Jessica Poole
Email..... jepoole1@olemiss.edu
Office Phone..... (662) 915-7896
Cell Phone..... (662) 816-3877
Website..... OleMissSports.com

Southern Illinois Salukis

- » Friday, Nov. 28
- » 6:05 p.m.
- » Carbondale, Ill.

General Information

Location..... Carbondale, Ill.
 Enrollment 17,989
 Nickname..... Salukis
 Colors Maroon & White
 Arena SIU Arena (8,339)
 Conference Missouri Valley
 President Dr. Randy J. Dunn
 Director of Athletics..... Mario Moccia

Coaching Staff

Head Coach..... Cindy Stein
 Career Record (Yrs.) 190-202 (13)
 Record at School (Yrs.) 5-25 (1)
 Assistant Coaches..... Andrea Gorski
 Kat Martin
 Christelle N'Garsanet

Team Information

2013-14 Record..... 5-25
 MVC Record/Finish 3-15/10th
 Starters Returning/Lost..... 4/1
 Letterwinners Returning/Lost..... 7/2

Communications

Contact Tyler Wooten
 Email..... tjwooten@siu.edu
 Office Phone..... (618) 453-5470
 Cell Phone..... (815) 488-9437
 Website..... SIUSalukis.com

Bradley Braves

- » Sunday, Nov. 30
- » 2 p.m.
- » Peoria, Ill.

General Information

Location..... Peoria, Ill.
 Enrollment 5,700
 Nickname..... Braves
 Colors Red & White
 Arena... Renaissance Coliseum (4,200)
 Conference Missouri Valley
 President Joanne K. Glasser, Esq.
 Director of Athletics... Dr. Michael Cross

Coaching Staff

Head Coach..... Michael Brooks
 Career Record (Yrs.) 27-63 (3)
 Record at School (Yrs.) 22-38 (2)
 Assistant Coaches..... Skyler Young
 Lindsay Schultz
 Lindsay Weiss

Team Information

2013-14 Record..... 8-22
 MVC Record/Finish 5-13/9th
 Starters Returning/Lost..... 1/4
 Letterwinners Returning/Lost..... 3/6

Communications

Contact Jim Rea
 Email..... jrea@bradley.edu
 Office Phone..... (309) 677-3869
 Cell Phone..... (309) 256-4379
 Website..... BradleyBraves.com

Western Illinois Fighting Leathernecks

- » Wednesday, Dec. 3
- » 11 a.m.
- » Cape Girardeau, Mo.

General Information

Location..... Macomb, Ill.
 Enrollment 11,707
 Nickname..... Fighting Leathernecks
 Colors Purple & Gold
 Arena..... Western Hall (5,139)
 Conference Summit League
 President Dr. Jack Thomas
 Director of Athletics..... Tommy Bell

Coaching Staff

Head Coach..... J.D. Gravina
 Career Record (Yrs.) 154-112 (8)
 Record at School (Yrs.) 40-51 (3)
 Assistant Coach..... Seth Minter
 Kierra McCleary
 Bailey Beale

Team Information

2013-14 Record..... 14-16
 SL Record/Finish 6-8/5th
 Starters Returning/Lost..... 4/1
 Letterwinners Returning/Lost..... 10/2

Communications

Contact Dan Wallace
 Email..... dj-wallace2@wiu.edu
 Office Phone..... (309) 298-1133
 Cell Phone..... (630) 450-2077
 Website..... GoLeathernecks.com

Central Arkansas Bears

- » Saturday, Dec. 6
- » 2 p.m.
- » Conway, Ark.

General Information

Location..... Conway, Ark.
 Enrollment 11,698
 Nickname..... Sugar Bears
 Colors Purple & Gray
 Arena..... Farris Center (5,000)
 Conference Southland
 President Tom Courtway
 Director of Athletics... Dr. Brad Teague

Coaching Staff

Head Coach..... Sandra Rushing
 Career Record (Yrs.) 436-282 (25)
 Record at School (Yrs.) 33-27 (2)
 Assistant Coach..... Kaci Bailey
 Destinee Rogers
 Chris Sartorius

Team Information

2013-14 Record..... 18-12
 SC Record/Finish 12-6/3rd
 Starters Returning/Lost..... 3/2
 Letterwinners Returning/Lost..... 8/4

Communications

Contact Josh Goff
 Email..... jgoff@uca.edu
 Office Phone..... (501) 450-5695
 Cell Phone..... (501) 650-6886
 Website..... UCASports.com



SOUTHEAST MISSOURI REDHAWKS

Kansas City Kangaroos



- » Wednesday, Dec. 10
- » 7 p.m.
- » Kansas City, Mo.

General Information

Location..... Kansas City, Mo.
Enrollment 15,492
Nickname..... Kangaroos
Colors Blue & Gold
Arena...Swinney Recreation Center (1,500)
Conference Western Athletic
Chancellor Leo E. Morton
Director of Athletics.....Carla Wilson

Coaching Staff

Head Coach.....Marsha Frese
Career Record (Yrs.) 20-40 (2)
Record at School (Yrs.) 20-40 (2)
Assistant Coaches.....Meredith Doyle
Danielle Gratton
Shannon Baugh

Team Information

2013-14 Record..... 11-19
WAC Record/Finish 7-9/T-6th
Starters Returning/Lost..... 3/2
Letterwinners Returning/Lost..... 7/6

Communications

ContactNik Busch
Email..... buschns@umkc.edu
Office Phone..... (816) 235-6618
Cell Phone..... (816) 529-7694
Website..... UMKCKangaroos.com

Detroit Titans



- » Saturday, Dec. 13
- » 11 a.m.
- » Toledo, Ohio
- » *Glass City Classic*

General Information

Location..... Detroit, Mich.
Enrollment 5,200
Nickname..... Titans
Colors Red, White & Blue
Arena Calihan Hall (8,295)
Conference Horizon League
President Dr. Antoine M. Garibaldi
Director of Athletics.....Robert Vowels

Coaching Staff

Head Coach..... Autumn Rademacher
Career Record (Yrs.) 89-102 (6)
Record at School (Yrs.) 89-102 (6)
Assistant Coaches.....Rick Albro
Ke'Sha Blanton
Tyler Cleverly

Team Information

2013-14 Record..... 6-24
HL Record/Finish..... 3-13/8th
Starters Returning/Lost..... 2/3
Letterwinners Returning/Lost..... 7/5

Communications

Contact P.J. Gradowski
Email..... gradowpj@udmercy.edu
Office Phone..... (313) 993-1745
Cell Phone..... (313) 585-0982
Website..... DetroitTitans.com

Idaho Vandals



- » Sunday, Dec. 14
- » 11 a.m.
- » Toledo, Ohio
- » *Glass City Classic*

General Information

Location..... Moscow, Idaho
Enrollment 12,493
Nickname..... Vandals
Colors Silver & Vandal Gold
Arena..... Cowan Spectrum (5,000)
Conference Big Sky
President Dr. Chuck Staben
Director of Athletics..... Dr. Rob Spear

Coaching Staff

Head Coach..... Jon Newlee
Career Record (Yrs.) 186-176 (12)
Record at School (Yrs.) 93-96 (6)
Assistant Coaches.....Christa Sanford
Kristi Zeller
Miranda Forry

Team Information

2013-14 Record..... 25-9
WAC Record/Finish 15-1/1st
Starters Returning/Lost..... 4/1
Letterwinners Returning/Lost..... 8/2

Communications

Contact Seth Pringle
Email..... springle@idaho.edu
Office Phone..... (208) 885-7065
Cell Phone..... (303) 903-7718
Website..... GoVandals.com

Illinois-Springfield Prairie Stars



- » Sunday, Dec. 21
- » 2 p.m.
- » Cape Girardeau, Mo.

General Information

Location..... Springfield, Ill.
Enrollment 5,137
Nickname..... Prairie Stars
Colors... Navy Blue, Vegas Gold & White
Arena...Recreation & Athletic Center (3,000)
Conference Great Lakes Valley
Chancellor Susan Koch
Director of Athletics..... Kim Pate

Coaching Staff

Head Coach..... Chad Oletzke
Career Record (Yrs.) 13-39 (2)
Record at School (Yrs.) 13-39 (2)
Assistant Coach..... Steve Yang

Team Information

2013-14 Record..... 7-19
GLVS Record/Finish 3-15/8th
Starters Returning/Lost..... 5/1
Letterwinners Returning/Lost..... 9/1

Communications

Contact Joe Monahan
Email..... jmona3@uis.edu
Office Phone..... (217) 206-8195
Website..... UISPrairieStars.com

Morehead State Eagles



-

- 

-



SIU Edwardsville Cougars



- » Tuesday, Jan. 20
- » Wednesday, Feb. 25
- » 6:30 p.m. / 7 p.m.
- » Cape Girardeau, Mo.
- » Edwardsville, Ill.

General Information

Location Edwardsville, Ill.
Enrollment 13,972
Nickname Cougars
Colors Red & White
Arena Vadalabene Center (4,000)
Conference Ohio Valley
President Dr. Julie Furst-Boe
Director of Athletics...Dr. Bradley Hewitt

Coaching Staff

Head Coach.....Paula Buscher
Career Record (Yrs.) 237-260 (16)
Record at School (Yrs.) 27-34 (2)
Assistant Coaches..... Kari Kerkhoff
Todd Schultze
Jordann Plummer

Team Information

2013-14 Record..... 11-19
OVC Record/Finish.....7-9/T-7th
Starters Returning/Lost.....3/2
Letterwinners Returning/Lost.....6/5

Communications

Contact.....Eric Hess
Email.....ehess@siue.edu
Office Phone.....(618) 650-3608
Cell Phone.....(618) 558-4112
Website.....SIUECougars.com

UT Martin Skyhawks**Austin Peay Lady Gobs****Murray State Racers****Eastern Illinois Panthers**

- » Saturday, Jan. 24
- » Wednesday, Feb. 11
- » 4 p.m. / 6:30 p.m.
- » Martin, Tenn.
- » Cape Girardeau, Mo.

General Information

Location..... Martin, Tenn.
 Enrollment 7,423
 Nickname..... Skyhawks
 Colors Navy Blue & Orange
 Arena... Kathleen & Tom Elam Center (5,000)
 Conference Ohio Valley
 President Dr. Thomas A. Rakes
 Director of Athletics..... Julio Freire

Coaching Staff

Head Coach..... Kevin McMillan
 Career Record (Yrs.) 98-62 (5)
 Record at School (Yrs.) 98-62 (5)
 Assistant Coaches..... David Russell
 David Hart
 Alecia Weatherly

Team Information

2013-14 Record..... 24-8
 OVC Record/Finish..... 15-1/1st
 Starters Returning/Lost..... 3/2
 Letterwinners Returning/Lost..... 6/8

Communications

Contact Alex Boggis
 Email..... daboggis@utm.edu
 Office Phone..... (731) 881-7694
 Cell Phone..... (618) 357-1536
 Website..... UTMSports.com



- » Saturday, Jan. 31
- » Saturday, Feb. 28
- » 4:30 p.m. / 3:30 p.m.
- » Clarksville, Tenn.
- » Cape Girardeau, Mo.

General Information

Location..... Clarksville, Tenn.
 Enrollment 10,597
 Nickname..... Lady Gobs
 Colors Red & White
 Arena... Winfield Dunn Center (7,257)
 Conference Ohio Valley
 President Alisa White
 Director of Athletics... Derek van der Merwe

Coaching Staff

Head Coach..... Carrie Daniels
 Career Record (Yrs.) 88-157 (8)
 Record at School (Yrs.) 88-157 (8)
 Assistant Coaches... Brooke Armistead
 Jerome Jackson
 Seth Ralston

Team Information

2013-14 Record..... 9-20
 OVC Record/Finish..... 6-10/T-9th
 Starters Returning/Lost..... 4/1
 Letterwinners Returning/Lost..... 10/3

Communications

Contact Cody Bush
 Email..... bushc@apsu.edu
 Office Phone..... (931) 221-7561
 Cell Phone..... (931) 980-4940
 Website..... LetsGoPeay.com



- » Thursday, Feb. 5
- » Saturday, Feb. 14
- » 5 p.m. / 3:30 p.m.
- » Murray, Ky.
- » Cape Girardeau, Mo.

General Information

Location..... Murray, Ky.
 Enrollment 10,943
 Nickname..... Racers
 Colors Navy Blue & Gold
 Arena..... CSFB Center (8,600)
 Conference Ohio Valley
 President Dr. Robert O. Davies
 Director of Athletics..... Allen Ward

Coaching Staff

Head Coach..... Rob Cross
 Career Record (Yrs.) 85-95 (7)
 Record at School (Yrs.) 85-95 (7)
 Assistant Coaches..... Tony Cross
 Daphne Mitchell
 Benita Buggs

Team Information

2013-14 Record..... 11-17
 OVC Record/Finish..... 4-12/12th
 Starters Returning/Lost..... 2/3
 Letterwinners Returning/Lost..... 9/5

Communications

Contact Catherine Prince
 Email..... cprince4@murraystate.edu
 Office Phone..... (270) 809-7051
 Cell Phone..... (516) 238-9872
 Website..... GoRacers.com



- » Saturday, Feb. 7
- » Saturday, Feb. 21
- » 3:30 p.m. / 1 p.m.
- » Cape Girardeau, Mo.
- » Charleston, Ill.

General Information

Location..... Charleston, Ill.
 Enrollment 9,775
 Nickname..... Panthers
 Colors Blue & Gray
 Arena..... Lantz Arena (5,300)
 Conference Ohio Valley
 President Dr. William Perry
 Director of Athletics..... Tom Michael

Coaching Staff

Head Coach..... Debbie Black
 Career Record (Yrs.) 12-16 (1)
 Record at School (Yrs.) 12-16 (1)
 Assistant Coaches..... Kim Foley
 Sheri Sam
 Bryce Agler
 Ryan Gruebel

Team Information

2013-14 Record..... 12-16
 OVC Record/Finish..... 7-9/T-7th
 Starters Returning/Lost..... 1/4
 Letterwinners Returning/Lost..... 4/7

Communications

Contact Rich Moser
 Email..... rmoser@eiu.edu
 Office Phone..... (217) 581-7480
 Cell Phone..... (217) 508-8317
 Website..... EIUPanthers.com



SOUTHEAST MISSOURI REDHAWKS



The mission of Southeast Missouri State University Department of Athletics is to provide a first class, student-athlete centered collegiate experience emphasizing the core values of academic excellence, social development, and competitive success. The Department of Athletics strives to compete at the highest possible level in the Ohio Valley Conference and other conference affiliations. The principles of integrity, student welfare, sportsmanship, ethical conduct, rules compliance, equity and diversity, and the prudent management of resources are the foundation on which we operate.



THIS IS THE
OHIO VALLEY CONFERENCE





SOUTHEAST MISSOURI REDHAWKS

Now in its 67th year, the Ohio Valley Conference continues to build on the success that has made it the nation's eighth-oldest NCAA Division I conference.

In May 2011 the Conference expanded for the second time in four years, adding Belmont University which began competition in the 2012-13 academic year. The addition of Belmont gave the OVC 12 members, the most the league has had at one time in its illustrious history. The move added a second team in the city of Nashville and was the first addition to the league since Southern Illinois University Edwardsville joined in 2008. Subsequently, the league has shown its stability over the past decade, seeing only one member institution depart over the past 14 years.

The 2009-10 school year saw a change in leadership as Beth DeBauche was named the seventh full-time Commissioner in league history on July 28, 2009. The last three commissioners of the OVC have moved onto jobs as the commissioner of the Big Ten, Big 12 and the Mid-American Conferences.

The OVC's proud history dates back to 1948, but seeds for the new league were actually planted in 1941. It was then that Roy Stewart, the athletics director at Murray State, Charles "Turkey" Hughes, the athletics director at Eastern Kentucky, and Kelly Thompson, the public relations director at Western Kentucky, first broached the idea of forming a new conference. Discussions were put on hold by World War II, but reemerged Feb. 27-28, 1948 at the Kentucky Hotel in Louisville as the three original institutions combined with Morehead State, Louisville and Evansville to form the OVC.

In the 1950s, the OVC became a pioneer on a much more significant scale socially. During times of racial segregation, league member Morehead State became one of the first non-traditionally black mid-southern institutions to accept a black student. In 1958 Marshall Banks earned athletically-related aid at Morehead, which signed a second black athlete, Howard Murphy, a year later. In 1961 Murphy earned all-conference recognition as a halfback in football. With racial barriers broken, the rest of the institutions in the league began to provide educational and athletic oppor-

tunities to African-Americans.

After Title IX legislation passed in 1972, women's athletics began a rebirth on the national scene as the NCAA began sponsoring and marketing women's sports. Recognizing the need to provide increased opportunities for female athletes, the OVC began formulating plans for women's athletics in 1975 and established women's championships in the sports of basketball, tennis and track in 1977, with cross country and volleyball added over the next four years. Those sports were initially governed by the Association of Intercollegiate Athletics for Women (AIAW), but the overall strength of women's programs in the league was demonstrated by the automatic bids the OVC instantly received when the NCAA became the governing body in 1982. The conference added women's golf and softball in 1994 and women's soccer in 1998.

Through the past 66 years, 15 teams have won or shared the league's football title. The list is led by Eastern Kentucky, winner of 21 outright or shared football crowns, which is tied for the most in Football Championship Subdivision history (with Massachusetts). Among OVC teams, former member Middle Tennessee is next with 11 titles, followed by Tennessee Tech with 10, and Murray State and former member Western Kentucky with eight apiece. Eastern Illinois has claimed seven football crowns and Jacksonville State has three, while Morehead State, Tennessee State and former members Evansville and East Tennessee State have captured two apiece. Austin Peay, Southeast Missouri, UT Martin and former member Youngstown State have one title apiece.

Murray State and Evansville tied for the initial football championship, and the Racers participated in the first-ever bowl game by an OVC team, tying Sul Ross State 21-21 in the 1948 Tangerine Bowl. From 1948 to 1975, OVC teams played in 15 bowl games, winning eight of them. Eastern Kentucky and Western Kentucky were also participants in the NCAA Division II playoffs in the early and mid-1970s prior to the NCAA's reclassification of football programs into Division I-AA. The term "I-AA" lasted until the end of the 2006 season when it was changed to Division I Football Championship Subdivision (FCS).

The first Division I-AA/FCS football playoff was held in 1978 with only four teams, which is the only year through present day that the OVC did not field a playoff representative. In 1979, four of the nation's top teams were invited to the playoffs, and two of them - Eastern Kentucky and Murray State - were from the OVC. Murray dropped its semifinal game to Lehigh, but the Colonels nipped Nevada-Reno in double overtime and claimed the national championship a week later with a 30-7 victory over Lehigh. EKU was coached by former All-America quarterback Roy Kidd, who was in his 16th year at the helm of his alma mater and who skipped the Colonels to a second national title three years later. Following the 2002 season, Kidd retired after 39 years at EKU; upon retirement, he ranked sixth all-time among Division I coaches with 315 victories, earning him a spot in the College Football Hall of Fame. EKU's 20 FCS playoff appearances are the second for the most all-time (behind only Montana and tied with Appalachian State).

In addition to Kidd, other coaching legends in the OVC include Charles "Bubber" Murphy, who coached at Middle Tennessee from 1947-1968, Western Kentucky's Jimmy Feix (1968-83), Wilburn Tucker (1954-67) and Don Wade (1968-82) of Tennessee Tech, Bill Ferguson (1967-77) of Murray State, Guy Penny (1959-67) of Morehead State and Boots Donnelly (1977-78 at Austin Peay; 1979-1998 at Middle Tennessee). Following the 2011 season Eastern Illinois head coach Bob Spoo retired after 25 years at the school (the last 16 as members of the OVC). In his time as an OVC coach he compiled 92 total victories (fifth-most in league history) and 68 OVC wins (fourth-most in league history) and was inducted into the OVC Hall of Fame in 2012.

A sampling of former OVC football stars, some of whom were All-Americans during their collegiate careers before achieving stardom at the professional ranks, include Jim Youngblood and Larry Schreiber (Tennessee Tech), Phil Simms (Morehead State), Virgil Livers and Dale Lindsey (Western Kentucky), Myron Guyton and Chad Bratzke (Eastern Kentucky), Cortland Finnegan (Samford) and Tony Romo and Jimmy Garoppolo (Eastern Il-

linois). In 2008, former Tennessee State standout Dominique Rodgers-Cromartie became just the fourth NFL First Round draft pick in OVC history when he was selected 16th overall by the Arizona Cardinals. He would break into the starting lineup halfway through his rookie season and started at cornerback for the Cardinals in Super Bowl XLIII.

The 2007 season marked a return to scholarship football and the OVC for the Austin Peay Governors. Following the 1996 season the Governors dropped scholarship football and competed as both an independent (1997-00, 2006) and as a member of the Pioneer Football League (2001-05).

The 2007 season also brought new vernacular to the Ohio Valley Conference and the division formerly known as I-AA. Beginning with the 2006 National Championship game the term I-AA was changed to NCAA Football Championship Subdivision (FCS) in a decision by the Division I Board of Directors. The new label was chosen to communicate in a positive and clear manner the unique differences between Division I football categories (chiefly, the post-season opportunity) while still defining them within the Division I experience. The FCS includes programs that compete in an effort to participate in the NCAA championship postseason structure (one of 89 NCAA national championships) as opposed to the Football Bowl Subdivision (FBS) which competes in an effort to participate in the postseason bowl system (the 35 NCAA-licensed events which includes the Bowl Championship Series).

In 2010 Southeast Missouri State, picked to finish seventh in the preseason poll, compiled a 7-1 Conference record on the way to its first OVC Championship since joining the league in 1991. Overall the Redhawks were 9-2 during the regular season and earned a berth in the FCS Playoffs, its first playoff berth at any level in the program's 104-year history. Southeast would lose to eventual national champion Eastern Washington in the second round of the playoffs. Head coach Tony Samuel capped the year by winning the Sports Network's Eddie Robinson Award, given to the National Coach of the Year. Samuel was the second OVC coach to win the award (joining Murray State's Houston Nutt

who won the award in 1995).

For only the second time in league history in 2011, three teams shared the OVC football championship, as Eastern Kentucky, Jacksonville State and Tennessee Tech finished with 6-2 records. The only other time in league history more than two champions were crowned at the end of the year was 1962 (when four teams shared the crown).

In 2012 Eastern Illinois became just the fourth football team in OVC history to go from worst-to-first in winning the OVC Championship. The Panthers were led by head coach Dino Babers who became just the fourth first-year head coach to win an OVC Championship (joining Boots Donnelly in 1977, Jason Simpson in 2006 and Dean Hood in 2008). During the year Eastern Illinois junior wide receiver Erik Lora shattered the FCS single-season receptions record, hauling in 136 passes in 12 games; that mark was 13 more than the previous NCAA record and 44 more than the previous OVC mark.

In 2013 Eastern Illinois repeated as OVC Champions behind Walter Payton Award winner Jimmy Garoppolo. The quarterback became just the second OVC player to earn the National Player of the Year Award, joining former EIU signal caller Tony Romo (2002). Garoppolo passed for 5,050 yards (second most in NCAA single-season history) and 53 touchdowns (fourth in NCAA history) in leading the Panthers to a 12-2 record and berth to the quarterfinals of the FCS Playoffs. Garoppolo was drafted by the New England Patriots in the second round of the 2014 NFL Draft, becoming just the fifth OVC player selected in that round and first OVC quarterback selected since 1998.

The 2013 season saw the OVC snap a 19-game playoff losing streak dating back to the 2000 season. Tennessee State shutout Butler (marking the first OVC road playoff victory since 1986) to snap the streak while later that day Jacksonville State smashed Samford in the first round. A week later Eastern Illinois beat Tennessee State while Jacksonville State won at McNeese State to each advance to the quarterfinals; that marked the first time the OVC put two teams in the quarterfinals in the same season since 1991. Overall the four total playoff wins in the same season established a new

OVC record.

Football wasn't the only sport in which the OVC was quickly gaining respect. In 1955, the OVC became only the second six-member league nationally to earn an automatic bid to the prestigious NCAA Men's Basketball Tournament, which, at that time, was limited to only 24 participants. The Conference quickly proved worthy of that bid, as Morehead State defeated Marshall (107-92) and Wayne State (95-84) in the 1956 tournament.

Fifteen years later, former OVC member Western Kentucky became the first and only Conference team to reach the Final Four. The Hilltoppers defeated Jacksonville, Kentucky and Ohio State before losing to Villanova in double overtime in the national semifinals. WKU went on to finish in third place after beating Kansas 77-75 in the consolation game.

Since that time, the OVC has recorded some of the biggest upsets in the history of the NCAA Tournament. Perhaps the most famous moment came in 1987, when Austin Peay came from fourth place in the regular season to win the OVC Tournament and earn the league's automatic bid. The Governors drew powerful Illinois, and were such big underdogs, that ESPN broadcaster Dick Vitale promised to stand on his head if APSU won the game. After a 68-67 victory over the Illini, and a narrow 90-87 overtime loss to eventual Final Four participant Providence in the second round, Vitale made good on his promise in a visit to Clarksville two months later.

Murray State added to the OVC's string of upsets in 1988 when it knocked off 14th-ranked North Carolina State, 78-75. The Racers' M&M Boys - Jeff Martin and Don Mann - combined for 39 points in the win. MSU nearly went on to the Sweet 16 that year, losing to eventual national champion Kansas, 61-58. A bank shot by Mann that would've given the Racers a one-point lead rolled off the rim with three seconds left. In 1990 as a No. 16 seed, Murray State took No. 1 seed Michigan State into overtime before falling 75-71; that game still marks the closest a No. 16 seed has come to knocking off a No. 1 in men's tournament action. More recently, Murray State has dominated the OVC Tournament, reaching the champion-



SOUTHEAST MISSOURI REDHAWKS

ship game every year in the 1990's. The Racers' 15 OVC Tournament Championships are the most among all OVC schools.

After former member Middle Tennessee State won a first round game in 1989, the league had a drought as no other OVC team won a NCAA Tournament game for the next 19 years. But Morehead State, coming off a thrilling double overtime OVC Tournament victory over Austin Peay, topped Alabama State 58-43 in the Opening Round game at University of Dayton Arena in Dayton, Ohio. The game was played in front of an Opening Round record crowd of 11,346; that crowd included many MSU fans who made the three-hour drive from Morehead for the game.

In 2009-10, Murray State made OVC history by winning a record 31 games (31-5) on its way to the league's regular season and tournament championships. In the first round of the NCAA Tournament, the No. 13 seed Racers topped Vanderbilt in thrilling fashion when senior Danero Thomas hit a jumper as time expired to lift MSU to a 66-65 victory. It marked the first OVC team to advance to the second round of the NCAA Tournament since 1989, and snapped a skid of 71-straight losses to Southeastern Conference foes (dating back to 2000-01). In the second round the Racers pushed eventual national runner-up Butler to the brink before losing 54-52.

In 2010-11 Morehead State would make it three NCAA Tournament wins in as many years for the league and got a bit of revenge for the 2009 tournament loss to Louisville in the process. After finishing second in the regular season and winning the OVC Tournament Championship, the No. 13 seeded Eagles were shipped to Denver to play the in-state foe Cardinals. MSU jumped out to a 15-2 advantage but were down four points (61-57) with just over a minute to play in regulation. After two free throws from two-time OVC Player of the Year Kenneth Faried, the Eagles held for one final shot attempt and senior Demonte Harper pulled up off a cross-over dribble to nail a 3-pointer with 4.3 seconds left that gave Morehead State a 62-61 lead. UofL had one last attempt but Faried blocked the Cardinals last shot, giving MSU the win, its first over Louisville

since the 1956-57 season.

In 2011-12 Murray State put together one of the greatest seasons in OVC history, beginning the year 23-0 (an all-time OVC best) and being ranked as high as No. 7 in the coaches poll on Feb. 6. The squad was the first OVC team to be nationally-ranked since Murray State was ranked in 1997-98; in addition the top 10 ranking was the first for an OVC team since the 1970-71 campaign (WKU). The Racers would top nationally-ranked Memphis and Saint Mary's during the season and win the league's regular season and tournament championships. MSU earned a No. 6 seed in NCAA Tournament, the highest-ever seed for an OVC team since the NCAA began seeding the field in 1979. The Racers would top Colorado State 58-41 in the second round before falling to Marquette in the third round. Murray State would win 31 games overall, tying the OVC all-time record the Racers set in 2009-10.

After the Murray State win in 2011-12, the league had won NCAA Tournament games in four-straight seasons, something that had never happened in league history (three-game winning streaks from 1960-62 and 1987-89 had been the previous best streaks). Over that time period (2009-12) the OVC was one of just nine conferences nationally to win a NCAA Tournament game in each season and one of only three non-BCS leagues (joining the Atlantic 10 and WCC) to do so.

During the 2010-11 year Faried, the nation's leading rebounder during the season, became the NCAA's Modern Era (since 1973) career rebounding leader, totaling 1,673 rebounds which passed Tim Duncan for the record (he is 11th all-time in NCAA history). Faried also finished his career with 86 double-doubles, second all-time to only Duncan. He is one of only six players in NCAA history to finish with 2,000-plus career points (2,009) and 1,600-plus career rebounds. Faried was drafted 22nd overall by the Denver Nuggets in the 2011 NBA Draft, becoming the first OVC player selected in the first round since Tennessee State's Carlos Rogers 1994.

Through its 66 years, 13 teams have won or shared the league's regular season men's basketball title. Murray

State heads the list with a Conference-record 23 outright or shared basketball crowns. Other past champions include former member Western Kentucky (19), Morehead State (9), Austin Peay (8), Eastern Kentucky (6), Tennessee Tech (5), former member Middle Tennessee (5), Tennessee State (2), former member East Tennessee State (2), Belmont (2 – including winning the titles in each of its first two years in the league), Southeast Missouri State (1), UT Martin (1) and former member Akron (1).

Among the coaching greats in men's basketball have been Western Kentucky's E.A. Diddle, who retired with 759 victories and 10 OVC titles; John Oldham, who was a member of the very first All-OVC squad and went on to win seven OVC crowns during his coaching tenure at Tennessee Tech and Western Kentucky; Paul McBrayer, who guided Eastern Kentucky to 219 wins and three OVC crowns; and Cal Luther, who is the only person in Conference history to win men's basketball Coach of the Year honors at two league schools – Murray State and UT Martin. Current Austin Peay head coach Dave Loos became the winningest coach in OVC history in 2009-10, netting his 319th victory and passing Luther on the all-time list. Loos enters the 2014-15 season with 383 victories.

There have been an equal number of great players including Western Kentucky's Clem Haskins, who is the only three-time OVC Player of the Year. Several players have won OVC Player of the Year honors twice: Western Kentucky's Jim McDaniels (1969-70 and 1970-71), Murray State's Les Taylor (1971-72, 1972-73), Jeff Martin (1987-88, 1988-89), Popeye Jones (1989-90, 1990-91) and Marcus Brown (1994-95, 1995-96), Austin Peay's Otis Howard (1976-77, 1977-78), Middle Tennessee's Jerry Beck (1980-81, 1981-82), Akron's Joe Jakubick (1982-83, 1983-84), Tennessee State's Carlos Rogers (1992-93, 1993-94), UT Martin's Lester Hudson (2007-08, 2008-09), Morehead State's Kenneth Faried (2009-10, 2010-11) and Murray State's Isaiah Canaan (2011-12, 2012-13).

The OVC also has the honor of being the only conference to boast the nation's leaders in scoring, rebounding and assists all in one season. That feat was

accomplished in 1991-92 by Morehead State's Brett Roberts (28.1 ppg), Murray State's Popeye Jones (14.4 rpg) and Tennessee Tech's Van Usher (8.8 apg).

In 2007-08, UT Martin guard Lester Hudson became the first men's Division I player to record a quadruple-double in a game, when he registered 25 points, 12 rebounds, 10 assists and 10 steals in a victory over Central Baptist College. Hudson, who ranked fourth in scoring nationally as a junior, returned for his senior season in 2008-09 and was second nationally in scoring (behind Davidson's Stephen Curry) at 27.5 points a contest. Hudson earned numerous honors (including OVC Player of the Year and OVC Male Athlete of the Year in each 2008 and 2009 and All-American status from several outlets) before being drafted by the Boston Celtics with the No. 58 pick of the 2009 NBA Draft.

Murray State guard Isaiah Canaan, a first-team All-American in 2011-12, capped his illustrious career in 2012-13 by becoming just the 17th player in OVC history to score 2,000 or more career points (and the third player in the past three years to do so). Canaan, who was a key part of Murray State NCAA Tournament victories in both 2010 and 2012, earned a pair of OVC Player of the Year honors (2012 and 2013) during his career as well as being named OVC Freshman of the Year (2010), OVC Tournament MVP (2010) and OVC Male Athlete of the Year (2012).

Women's basketball in the OVC has been dominated by Tennessee Tech, which has won or shared 18 regular-season titles and owns nine OVC Tournament crowns. In fact, the Golden Eagles have reached the championship game of the OVC Tournament 22 times in the past 32 years. Although Tennessee Tech remains the standard-bearer, five other teams have won 14 of the last 21 OVC Tournaments. UT Martin became the latest program to add its name to the list, capturing its first OVC Tournament title in 2011 and also winning championships in 2012, 2013 and 2014. The Skyhawks became just the fourth team in OVC history (and first since Austin Peay from 2000-03) to win four-straight tournament titles.

Several coaches have made their mark in the history of OVC women's basketball. Former Tennessee Tech coach

Marynell Meadors posted an amazing 363-139 (72.3%) record at Tech, becoming the first woman in NCAA or AIAW history to win 300 games at the same institution, while former Tennessee State skipper Teresa Phillips earned National Coach of the Year honors from USA Today in 1990 for turning around the Lady Tigers' program before going on to lead TSU to the NCAA Tournament in 1994 and 1995. Tennessee Tech coach Bill Worrell capped a stellar 20-year career in 2005-06 and was inducted into the OVC Hall of Fame in 2007; he compiled a 408-190 record while leading the Golden Eagles to an unprecedented 16 OVC regular-season titles and eight NCAA Tournament appearances, including five straight from 1989-93. Larry Joe Inman, who retired at the conclusion of the 2007-08 season and was inducted into the OVC Hall of Fame in 2009, won more than 100 games at both Middle Tennessee and Eastern Kentucky, and earned OVC Coach of the Year honors a record eight times - five times at ECU and three at MTSU. In 2012-13 Inman came out of retirement to take the Tennessee State job.

Many great players have graced the hardwood over the years, including former OVC Players of the Year Brooke Armistead and Gerlonda Hardin from Austin Peay, Pam Chambers, Jerilynn Harper, Cheryl Taylor, Angela Moorehead, Roschelle Vaughn, Diane Seng, Janet Holt and Emily Christian from Tennessee Tech; Morehead State's Donna Murphy, Priscilla Blackford and Chynna Bozeman; Eastern Kentucky's Kim Mays; Southeast Missouri's Gray C. Harris; Murray State's Ashley Hayes; and UT Martin's Heather Butler and Jasmine Newsome.

Morehead State center Brittany Pittman set new school, league and NCAA standards for blocked shots in 2008-09. Pittman swatted 164 shots during the season, setting a new NCAA single-season record (which has since been broken). During the campaign, only her second with the Eagles, she also set career block records for both Morehead State and the OVC (287).

In 2012-13 the UT Martin duo of Jasmine Newsome and Heather Butler finished fifth and sixth nationally among NCAA scoring leaders. Newsome,

the 2012 and 2013 OVC Player of the Year, averaged 22.6 points per game on the way to All-American honors while Butler averaged 22.4 points per contest. Butler set a NCAA record during the season by connecting on a 3-pointer in her 80th-straight game.

In 2013-14 Butler and Newsome capped their brilliant careers by ranking first and second in scoring in OVC history. Butler, the 2013-14 OVC Female Athlete of the Year, finished her career with 2,865 points, which ranked first in OVC and 16th in NCAA history. She also finished her career with 392 career 3-pointers (tied for the most in NCAA history) and scored in double figures in all 129 career games which ranks fifth in NCAA history. Following the season Butler was signed by the WNBA's San Antonio Stars where she became the first OVC player to make an active WNBA roster. Newsome capped her career with 2,566 points, second only to Butler in OVC history.

The league also had another historical moment in November 2008 when the NCAA awarded Nashville the 2014 NCAA Women's Division I Final Four. The OVC served as the host of the prestigious event, which is one of the biggest sporting events the city of Nashville can host. The event was held April 6 & 8 at Bridgestone Arena in downtown Nashville and was played in front of sold-out crowds for both the semifinals and championship as UConn topped Notre Dame in a battle of undefeated teams to win its ninth national title.

Over its 66 years, OVC teams have garnered national championships and bowl games in football, along with national team or individual titles in the sports of rifle, cross country, track and golf.

The OVC has also produced several Olympic athletes, including Murray State's Morgan Hicks, who was a member of the 2004 United States Olympic Rifle Team and Morehead State's Brian Shimer who competed in five Winter Olympics in bobsled (winning a bronze medal in 2002) and coached the 2010 United States bobsled team to its first gold medal since 1948. Former Morehead State football and Eastern Kentucky track and field athlete Dallas Robinson competed with the U.S. bobsled team during the 2014 Sochi



SOUTHEAST MISSOURI REDHAWKS

Winter Olympics. In addition, some of the greatest players in professional sports were educated at OVC institutions.

The list includes former greats such as football's Phil Simms (Morehead State), basketball's Clem Haskins (Western Kentucky) and Bubba Wells (Austin Peay) and two-sport star Steve Hamilton (Morehead State) to present-day standouts like basketball player Kenneth Faried (Morehead State), football player Tony Romo (Eastern Illinois) and baseball players A.J. Ellis (Austin Peay) and Shawn Kelley (Austin Peay). Hamilton is the only athlete to ever play in the NCAA Basketball Championship, a Major League Baseball World Series (New York Yankees) and a NBA Championship Series (Los Angeles Lakers).

The OVC's first volleyball tournament was held in 1981, the same year Eastern Kentucky began a string of six straight tournament crowns. Former EKU skipper Dr. Geri Polvino compiled a 627-439 record in 32 seasons as head coach of the Colonels, earning OVC Coach of the Year honors eight times. More recently, former Austin Peay coach Cheryl Holt and former Southeast Missouri skipper Cindy Gannon also earned their peers' recognition multiple times with four awards each.

Throughout the last 31 years, 11 different teams have won an OVC regular-season or tournament volleyball crown. Since joining the league in 1991, Southeast Missouri has dominated the scene, winning seven of its eight regular-season titles during the 1990's, including five straight from 1993-97. The Redhawks have also won five tournament crowns (1994, 1996, 1998, 1999 and 2000). Jacksonville State won back-to-back OVC Tournament Championships (2005, 2006) including going through the OVC undefeated (16-0) in 2006 and winning a NCAA Tournament match in 2010, the league's first NCAA victory since 2000.

Following the 2007 season, Jacksonville State's Abbey Breit was named the OVC Offensive Player of the Year for the third-straight season, becoming the first player in OVC history to accomplish that feat. Four other individuals - Eastern Kentucky's Angela Boykins (1985-86), Morehead State's Dayle Hammontree (1988-89), Southeast Missouri's Tuba Meto (1996-97) and

Morehead State's Amy Almond (2001-02) - were back-to-back winners of the award.

Morehead State won its fourth-straight OVC regular season championship in 2013. Over that time period the Eagles have compiled an impressive 67-3 league record.

In 2007, Eastern Kentucky's Jacob Korir won his fourth-straight Conference cross country title becoming just the third OVC student-athlete and 13th athlete nationally to accomplish that feat. Korir was a three-time All-American in cross country, earning two top-10 finishes at the NCAA Cross Country Championship. The Nairobi, Kenya, native was also named a track and field All-American twice during his career, was selected as the OVC Male Athlete of the Year in 2006-07 and received the NCAA post graduate scholarship in 2008.

In 2011 the Eastern Kentucky men's cross country earned a national ranking in the USTFCCCA poll, climbing to as high as No. 17; the ranking was the highest for an OVC team since the polls began in the early 1980s. The EKU men would qualify for the NCAA Championship, becoming the first OVC team to reach the national championship meet since 1980. Eastern Kentucky finished 26th overall at the event as junior Soufiane Bouchikhi was 47th in a field of 252 runners. On the women's side Eastern Kentucky senior Lydia Kosgei became the first EKU woman to ever qualify for the NCAA Championship and went on to finish 37th at the national meet, marking the second-highest finish for a female in OVC history, and also earning All-American honors.

A year later (2012) the EKU men's cross country team was ranked as high as No. 11 nationally and finished 24th at the NCAA Championship. Wade Meddles led the team with a 38th place finish at the event while Bouchikhi was 40th. In 2013 Eastern Kentucky placed 15th at the NCAA Championship, the highest national finish for an OVC team since 1980. Soufiane Bouchikhi capped his career by winning his fourth-straight OVC Championship and earning National Runner of the Week honors during the season. Bouchikhi finished 26th at the NCAA Championship in 2013, earning All-American honors for

the second-straight season.

In 2007 the Conference had two teams in the NCAA Women's Soccer Tournament for the first time in league history, as former OVC member Samford earned an at-large selection while Southeast Missouri was the Conference's automatic bid.

In 2009 it was OVC softball that accomplished several firsts as UT Martin (tournament champion) and Jacksonville State (at-large) were each selected for the NCAA Championship. Jacksonville State would take it a step farther by winning the Knoxville Regional (beating No. 13 national seed Tennessee along the way) to become the first OVC softball program to advance to a Super Regional. Jax State would fall to No. 4 Alabama in that Super Regional but finished the season 43-16 (19-2 OVC) and ranked 21st nationally in the ESPN.com/USA Softball poll and 24th nationally in the USA Today/NFCA poll.

The league's baseball presence has continued to evolve since its inception. The OVC baseball tournament moved to a neutral site for the first time in 2001 with Paducah, Ky. and Brooks Stadium hosting the tournament in front of raucous crowds. The success of the tournament led to Jackson, Tenn. and The Ballpark at Jackson (the home of the Seattle Mariner's Class AA affiliate) - hosting the event for the first time in 2010.

The OVC also has made a statement in the NCAA Baseball Championship in recent years, with its teams involved in several memorable contests in the last decade. Tennessee Tech surprised Wake Forest in the opening round of the 2001 tournament and Southeast Missouri stunned host Alabama in the opening round of the 2002 championship. Five years later, Austin Peay captured the collegiate baseball world's attention by taking Vanderbilt, the 2007 No. 1 overall seed, to extra innings. Eastern Illinois pushed host Nebraska to the limit in 2008 followed by Tennessee Tech's memorable contest against host Clemson in 2009.

After not making the OVC Tournament field in either 2009 or 2010, Austin Peay, who was picked to finish seventh in the 2011 preseason poll, won the regular season and tournament championships to garner its fourth

NCAA Tournament appearance. In the first game of NCAA Regional play the Govs knocked off host and No. 1 seed Georgia Tech 2-1.

In 2012 Austin Peay completed a “repeat squared” (back-to-back regular season and tournament championships) for the first-time in OVC history. The Govs would go on to top Indiana State and Cal State Fullerton at the Eugene Regional, before falling to host Oregon in the regional final. It marked the first time since the 2000 season (Middle Tennessee) that an OVC team had won multiple NCAA Tournaments games in the same season.

Austin Peay completed a “3-Peayt” by winning its third-straight OVC Tournament crown in 2013. Along the way the Govs garnered the first nationally-ranking by an OVC team since 2009 (climbing to as high as 21st nationally) and tied the OVC single-season record with 47 victories. The Govs earned the No. 2 seed in the NCAA Bloomington Regional, becoming the first OVC team in the current regional format (since 1999) to earn anything other than a No. 4 seed. The squad topped Florida and Valparaiso to advance to the regional final for the second-straight season before losing to host Indiana. Govs senior closer Tyler Rogers was a big part of his team’s success during the year, setting the NCAA single-season record for saves (23 – a mark that was later eclipsed during the College World Series).

After the 2014 baseball season OVC teams have won at least one game in the NCAA regional round in five of the last eight years.

For the third-straight year 12 OVC players were selected in the 2014 Major League Baseball First-Year Player Draft. Of those 12 selections five came in the first 10 rounds, setting a new record for most OVC players picked in the first 10 rounds (eclipsing the old mark of three set several times). The 12 selections were once again just one off the record of 13 selections in 2010; overall the OVC has had 58 players selected over the past five years (2010-14).

A first in the OVC occurred in 2008, when the league had a first round draft pick in both the NFL (Tennessee State’s Dominique Rodgers-Cromartie) and Major League Baseball (Eastern Kentucky’s Christian Friedrich) Drafts in

the same school year. A year later (2009) the league had a Major League Baseball First Round Compensation Round pick (Eastern Illinois’ Tyler Kehrer who was No. 48 overall) and NBA Second Round pick (UT Martin’s Lester Hudson) in the same season.

The playing field is not the only place where OVC athletes are working hard. The league also recognizes excellence in the classroom. Six Scholar-Athlete Awards are presented yearly to male and female athletes, while others are commended for their academic success by being Medal of Honor recipients or earning a spot on the Commissioner’s Honor Roll. Additionally, the league annually presents one institutional Academic Achievement Award, as well as separate team awards in each Conference-sponsored sport. Since the College Sports Information Directors of America (CoSIDA) Academic All-America program began, the Ohio Valley Conference has had 229 student-athletes honored with the award, including 50 over the last five years (2009-10, 2010-11, 2011-12, 2012-13, 2013-14).

Through the early years of the league, administrators wrestled with fan behavior due to the close proximity of the Conference members and the intense rivalries which developed. Just as it did decades ago, the OVC took the leadership role on what has become a national issue. In 1995, the OVC implemented a first-of-its-kind “Sportsmanship Statement,” a policy which promotes principles of fair play, ethical conduct and respect for one’s opponent. The statement has become a model for others to follow across the nation, and has answered the challenge of the NCAA Presidents Commission to improve sportsmanship in collegiate athletics.

Additionally, the OVC annually presents the Steve Hamilton Sportsmanship Award, in honor of the former Morehead State student-athlete, coach and athletics director, to a junior or senior student-athlete with significant athletic contributions who best exemplifies the characteristics of sportsmanship and citizenship. Most recently, the Conference has also implemented the OVC Institutional and Team Sportsmanship Awards, which are presented to one institution and 18 sport-specific teams voted by their peers to have best exhib-

ited the standards of sportsmanship and ethical conduct as outlined by the OVC and NCAA.

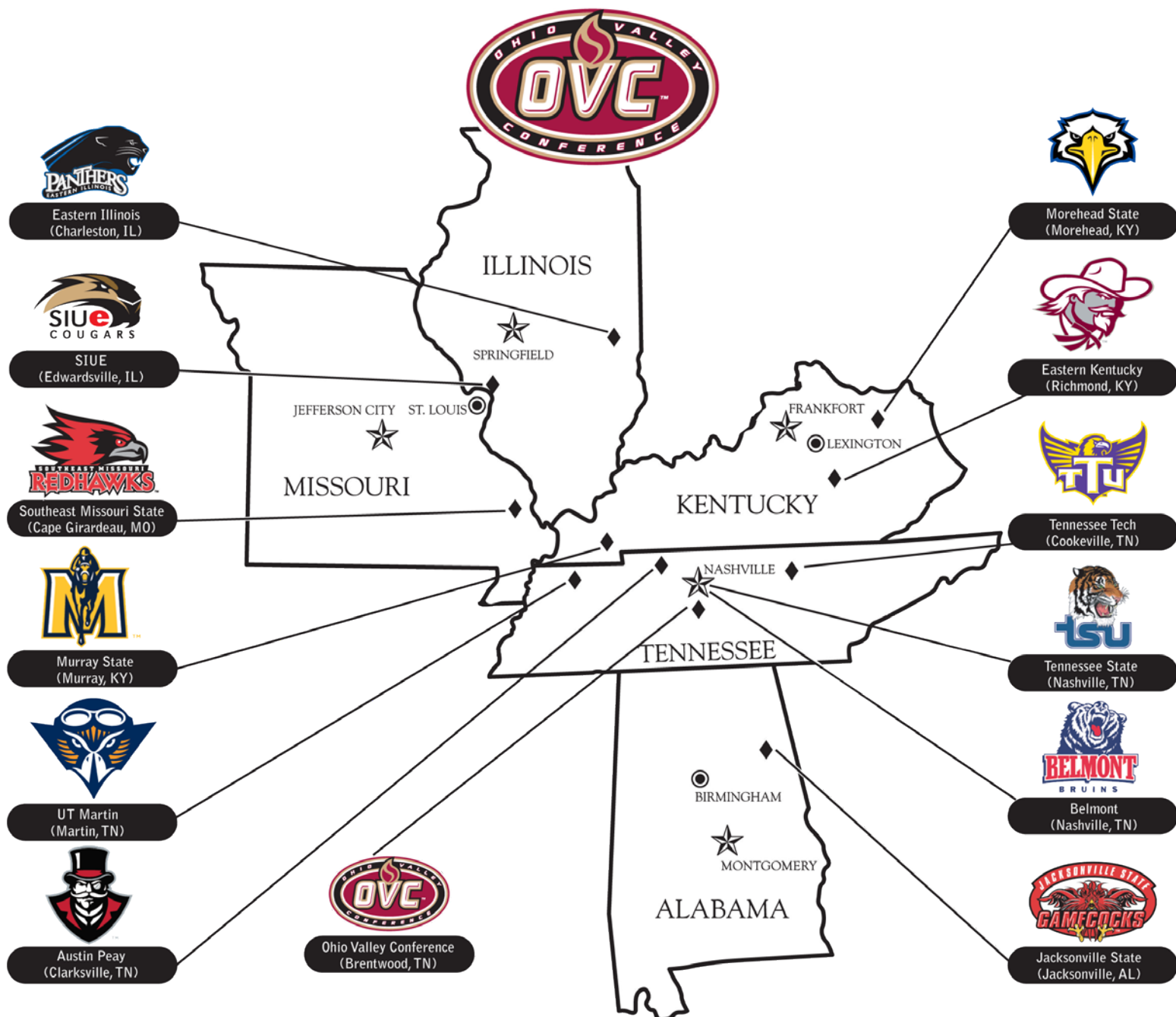
The vision of leadership demonstrated by the Founding Fathers in 1948 remains alive today as the Ohio Valley Conference prepares for the future. One example is in regard to the current trend in collegiate athletics administration for increased involvement of university presidents in setting policies and making rules. The presidents of OVC institutions, however, have always governed the Conference, long before presidential governance became a national theme.

The Ohio Valley Conference sponsors the following sports: baseball, basketball, cross country, football, golf, tennis and track for men, and basketball, cross country, golf, soccer, softball, tennis, track and volleyball for women. In addition, the OVC also sponsors the combined men’s and women’s sport of rifle.

Now in its seventh decade of competition, the Ohio Valley Conference has grown significantly from its humble beginnings while increasing the number of athletics opportunities it provides for students. Current league representatives include charter members Eastern Kentucky University, Morehead State University and Murray State University, along with Austin Peay State University, Belmont University, Eastern Illinois University, Jacksonville State University, Southeast Missouri State University, Southern Illinois University Edwardsville, Tennessee State University, Tennessee Technological University and the University of Tennessee at Martin. In addition Columbus State University serves as an affiliate member for the sport of rifle.



SOUTHEAST MISSOURI REDHAWKS



THIS IS THE OHIO VALLEY CONFERENCE

RECORD BOOK



OVC Player of the Year

1996 Gray C. Harris
2005 Tatiana Conceicao

All-OVC First Team

1992 Renee Rogliardi
1994 Gray C. Harris
1995 Gray C. Harris
1996 Gray C. Harris
2001 Lori Chase
2005 Tatiana Conceicao
2006 Tatiana Conceicao
2007 Lachelle Lyles
2008 Missy Whitney

All-OVC Second Team

1993 Julie Meier
1994 Julie Meier
1998 Jamie Koester
1999 Paula Corder-King
2002 Lori Chase
2003 Lori Chase
2007 Missy Whitney
2008 Tarina Nixon
2009 Tarina Nixon

All-OVC Honorable Mention

1997 Jamie Koester
1997 Kim Palmer
1999 Pam Iversen
1999 Rusty Sowers
2003 Carina Souza
2003 Kenja White

OVC Newcomer of the Year

2003 Kenja White
2004 Sami Jo Cotton

OVC All-Newcomer Team

1993 Julie Meier
1993 Gray C. Harris
1996 Sarah Miller
1996 Zandra Moore
1997 Sarah Frazier
1999 Pam Iversen
2000 Lori Chase
2007 Missy Whitney
2013 Kara Wright

OVC Coach of the Year

1999 Ed Arzen
2007 John Ishee

OVC Tournament MVP

2006 Tatiana Conceicao
2007 Sonya Daugherty

OVC All-Tournament Team

2003 Lori Chase
2003 Kenja White
2005 Tatiana Conceicao
2005 Natalie Purcell
2006 Lachelle Lyles
2007 Lachelle Lyles
2007 Sonya Daugherty

Academic All-District**First Team**

2008 Rachel Blunt
2009 Rachel Blunt

WBCA Academic Top-25
2012-13 (5th; 3.546 GPA)



Tatiana Conceicao was a two-time First Team All-OVC selection, the 2005 OVC Player of the Year and 2006 OVC Tournament MVP



Sonya Daugherty was named the 2007 OVC Tournament MVP



John Ishee was the 2007 OVC Coach of the Year



Rachel Blunt was a two-time CoSIDA/ESPN the Magazine Academic All-District First Team selection



SOUTHEAST MISSOURI REDHAWKS

NCAA South Regional MVP

1991 Renee Rogliardi

MIAA MVP

1991 Jerri Wiley

MIAA First Team

1983 Pat Colon
1984 Pat Colon
1984 Virginia Blissett
1985 Virginia Blissett
1986 Pat Colon
1986 Virginia Blissett
1987 Sandy Heitschmidt
1988 Anne Cook
1988 Michelle Horneker
1989 Lisa Foster
1990 Michelle Horneker
1990 Jerri Wiley
1991 Jerri Wiley
1991 Sherry Mitchell
1991 Renee Rogliardi

MIAA Second Team

1983 Mary Herring
1984 Mary Herring
1985 Sandy Heitschmidt
1986 Sandy Heitschmidt
1987 Pat Colon
1988 Lisa Foster
1989 Sherry Mitchell
1990 Sarita Wesley
1991 Sarita Wesley

MIAA Honorable Mention

1983 Karen Vaughn
1983 Cindy Zadnick
1984 Cindy Zadnick
1986 Nina Meniffee
1986 Stephanie Williams
1987 Stephanie Williams
1987 Sherri Shirrell
1988 Sherry Mitchell
1988 Vera Roberts
1989 Sarita Wesley
1989 Michelle Horneker
1990 Sherry Mitchell
1990 Renee Rogliardi
1991 Anne Cate

MIAA Newcomer Team

1990 Jerri Wiley

MIAA Freshman Team

1991 Anne Cate

MIAA Coach of the Year

1986 Ed Arnzen
1987 Ed Arnzen
1991 Ed Arnzen



POINTS

Game - 107 vs. Lyon College (11/23/04)
Season - 2,750 (1990-91)

FIELD GOALS MADE

Game - 48, vs. Missouri Baptist (12/8/87)
Season - 1,109 (1990-91)

FIELD GOALS ATTEMPTED

Game - 92, vs. Mankato State (12/2/88)
Season - 2,391 (1990-91)

FIELD GOAL PERCENTAGE

Game - .648
Season - .495 (1983-84)

THREE-POINTERS MADE

Game - 16, vs. Morehead State (1/11/03)
Season - 227 (2004-05)

THREE-POINTERS ATTEMPTED

Game - 34, vs. Quinnipiac (11/30/02)
Season - 662 (2004-05)

THREE-POINT FIELD GOAL PERCENTAGE

Game - 1.000 (3x), last vs. Saint Louis (12/30/92)
Season - .384 (1992-93)

FREE THROWS MADE

Game - 38, vs. Eastern Kentucky (1/2/99)
Season - 525, (2000-01)

FREE THROWS ATTEMPTED

Game - 54, vs. Eastern Kentucky (1/2/99)
Season - 726, (1990-91)

FREE THROW PERCENTAGE

Game - 1.000 (12x), last at Green Bay (12/10/10)
Season - .759, (1981-82)

REBOUNDS

Game - 64, vs. UT Martin (12/1/90)
Season - 1,546, (1990-91)

ASSISTS

Game - 32, vs. Tennessee State (1/14/04)
Season - 650, (1990-91)

STEALS

Game - 30, vs Oakland City (12/16/02)
Season - 437, (1990-91)

BLOCKED SHOTS

Game - 10 at Eastern Illinois (2/14/07)
Season - 124, (2006-07)

MISCELLANEOUS TEAM RECORDS

POINTS IN A GAME	107 vs. Lyon College (11/23/04)
POINTS IN A HALF	61 (three times), last vs. Lyon College (11/23/04)
POINTS BY BOTH TEAMS	196, vs. Christian Brothers (12/1/79)
POINTS BY OPPONENT	113 by Union (1976)
POINTS IN LOSING EFFORT	93, vs. Christian Brothers (12/1/79)
MOST GAMES PLAYED	35, (1990-91)
MOST WINS	31, (1990-91)
MOST LOSSES	22, (2011-12)
FEWEST WINS	5, (1996-97)
FEWEST LOSSES	4 (3 times), last in 1990-91
BEST W/L PERCENTAGE	.885, (1990-91)
MOST CONFERENCE WINS	17, (2007-08)
MOST CONFERENCE LOSSES	15, (1996-97)
FEWEST CONFERENCE WINS	3, (1996-97)
FEWEST CONFERENCE LOSSES	1 (3 times), last in 1987-88
BEST CONFERENCE W/L %	.928 (twice), last in 1987-88
MOST CONSECUTIVE WINS	21, (1990-91)
MOST CONSECUTIVE LOSSES	9, (2009-10)



The 1990-91 team holds 14 team records including most wins in a season (31)



SOUTHEAST MISSOURI REDHAWKS

POINTS

Game - 49, Gray C. Harris vs. Williams Baptist (2/26/96)
Season - 713, Gray C. Harris (1995-96)
Career - 2,176, Gray C. Harris (1992-96)

SCORING AVERAGE

Season - 26.4, Gray C. Harris (1995-96)
Career - 20.5, Gray C. Harris (1992-96)

GAMES

Season - 35 (twice), last by Stephanie Holland (1990-91)
Career - 123, Sherry Mitchell (1987-91)

FIELD GOALS MADE

Game - 17, Gray C. Harris vs. Williams Baptist (2/26/96)
Season - 255, Gray C. Harris (1995-96)
Career - 875, Pat Colon (1982-87)

FIELD GOALS ATTEMPTED

Game - 30, Gray C. Harris vs. UT Martin (2/8/96)
Season - 544, Gray C. Harris (1995-96)
Career - 1,649, Gray C. Harris (1992-96)

FIELD GOAL PERCENTAGE

Career - .598, Pat Colon (1982-87)

THREE-POINTERS MADE

Game - 9, Paula Corder-King vs. Eastern Kentucky (1/2/99)
Season - 68, Julie Meier (1993-94)
and Natalie Purcell (2005-06)
Career - 174, Julie Meier (1991-95)

THREE-POINTERS ATTEMPTED

Game - 16, Lisa Foster vs. SIU Edwardsville (1/25/88)
Season - 204, Natalie Purcell (2005-06)



Natalie Purcell shares the school record for most three-pointers made in a single season with 68 (2005-06).

FREE THROWS MADE

Game - 23, Lori Chase vs. Tennessee State (2/3/01)
Season - 202, Gray C. Harris (1995-96)
Career - 611, Gray C. Harris (1992-96)

FREE THROWS ATTEMPTED

Game - 25, Lori Chase vs. Tennessee State (2/3/01)
Season - 276, Gray C. Harris (1995-96)

FREE THROW PERCENTAGE

Season - .941, Paula Corder-King (1999-00)
Career - .938, Paula Corder-King (1998-00)

REBOUNDS

Game - 32, Lachelle Lyles vs. Tennessee State (12/7/06)
Season - 527, Lachelle Lyles (2006-07)
Career - 1,003, Pat Colon (1982-87)

REBOUNDING AVERAGE

Season - 17.0, Lachelle Lyles (2006-07)

ASSISTS

Game - 18, Sandy Kearbey vs. UMSL (1/21/81)
Season - 232, Sherry Mitchell (1990-91)
Career - 639, Sherry Mitchell (1987-91)

STEALS

Game - 10, Mary Herring vs. Stetson (11/27/82)
Season - 114, Sherry Mitchell (1988-89)
Career - 335, Sherry Mitchell (1987-91)

BLOCKED SHOTS

Game - 6 (four times), last by Missy Whitney at EIU (2/14/07)
Season - 49, Chandra Brown (2004-05)
Career - 115 (tied), Vera Roberts (1986-90) & Pam Iversen (1998-02)



Lachelle Lyles set the school's and OVC's single season rebounding record during the 2006-07 season when she led the nation with 17.0 rebounds per game.

<u>POINTS</u>		
1.	Gray C. Harris, 1995-96.....	713
2.	Gray C. Harris, 1994-95.....	630
3.	Tatiana Conceicao, 2005-06.....	601
4.	Pat Colon, 1985-86.....	586
5.	Virginia Blissett, 1985-86.....	563
6.	Pat Colon, 1983-84.....	550
7.	Jerri Wiley, 1990-91.....	540
8.	Tatiana Conceicao, 2004-05.....	527
9.	Gray C. Harris, 1993-94.....	491
10.	Jerri Wiley, 1989-90.....	485

<u>FIELD GOAL PERCENTAGE (min. 75 made)</u>		
1.	Pat Colon, 1985-86.....	62.7% (249-of-397)
2.	Pat Colon, 1983-84.....	61.4% (239-of-389)
3.	Pam Iversen, 2000-01.....	60.2% (100-of-166)
4.	Pat Colon, 1986-87.....	59.8% (205-of-343)
5.	Anne Crowley, 1982-83.....	57.0% (57-of-100)
6.	Anne Cook, 1987-88.....	56.8% (159-of-280)
7.	Jerri Wiley, 1989-90.....	55.6% (190-of-342)
8.	Jerri Wiley, 1990-91.....	55.0% (210-of-382)
9.	Pat Colon, 1982-83.....	54.7% (182-of-333)
10.	Lachelle Lyles, 2005-06.....	54.4% (56-of-103)

<u>3-POINT FIELD GOAL PERCENTAGE (min. 30 made)</u>		
1.	Julie Meier, 1993-94.....	46.3% (68-of-147)
2.	Kristy Roherty, 1999-00.....	46.2% (42-of-91)
3.	Julie Meier, 1992-93.....	45.6% (52-of-114)
4.	Julie Meier, 1994-95.....	44.1% (49-of-111)
5.	Paula Corder-King, 1998-99.....	43.1% (56-of-130)
6.	Tarina Nixon, 2006-07.....	40.9% (56-of-137)
7.	Tarina Nixon, 2005-06.....	40.5% (30-of-74)
8.	Sami Jo Cotton, 2003-04.....	39.5% (64-of-162)
9.	Brandi Russia, 2004-05.....	38.9% (51-of-131)
10.	Paula Corder-King, 1999-00.....	38.1% (59-of-155)

<u>FREE THROW PERCENTAGE (min. 50 made)</u>		
1.	Paula Corder-King, 1998-99.....	94.1% (111-of-118)
2.	Paula Corder-King, 1999-00.....	93.2% (69-of-74)
3.	Pam Iversen, 1998-99.....	89.5% (68-of-76)
4.	Jasmine Davis, 2009-10.....	87.7% (57-of-65)
5.	Anne Cooke, 1987-88.....	87.5% (70-of-80)
6.	Lori Chase, 2000-01.....	85.0% (181-of-213)
7.	Yashika Sidbury, 2002-03.....	84.7% (50-of-59)
8.	Jordan Hunter, 2012-13.....	83.3% (60-of-72)
9.	Lori Chase, 1999-00.....	82.6% (95-of-115)
10.	Sandy Heitschmidt, 1986-87.....	81.1% (73-of-90)

<u>REBOUNDS</u>		
1.	Lachelle Lyles, 2006-07.....	527
2.	Jerri Wiley, 1990-91.....	328
3.	Gray C. Harris, 1993-94.....	290
4.	Pat Colon, 1985-86.....	289
5.	Jerri Wiley, 1989-90.....	281
6.	Pat Colon, 1983-84.....	277
7.	Patricia Mack, 2012-13.....	270
8.	Mary Waters, 1981-82.....	255
9.	Missy Whitney, 2006-07.....	249
10.	Virginia Blissett, 1985-86.....	246
	Virginia Blissett, 1984-85.....	246

<u>ASSISTS</u>		
1.	Sherry Mitchell, 1990-91.....	232
2.	Mary Herring, 1982-83.....	226
3.	Mary Herring, 1983-84.....	213
4.	Sherry Mitchell, 1989-90.....	156
5.	Stephanie Williams, 1986-87.....	151
6.	Sara Costello, 2003-04.....	144
7.	Sandy Heitschmidt, 1986-87.....	141
8.	Sandy Heitschmidt, 1985-86.....	139
9.	Dawn Massani, 1995-96.....	132
10.	Stephanie Williams, 1985-86.....	126

<u>BLOCKS</u>		
1.	Chandra Brown, 2004-05.....	49
2.	Vera Roberts, 1987-88.....	46
	Pam Iversen 2001-02.....	46
4.	Missy Whitney, 2006-07.....	45
5.	Missy Whitney, 2007-08.....	40
6.	Allison Iversen, 1999-00.....	39
7.	Courtney Shiffer, 2010-11.....	36
8.	Jamie Koester, 1997-98.....	35
	Kim Palmer, 1995-96.....	35
	Pam Iversen, 1998-99.....	33
	Kim Palmer, 1996-97.....	33
	Lachelle Lyles, 2006-07.....	33

<u>3-POINT FIELD GOALS MADE</u>		
1.	Natalie Purcell, 2005-06.....	68
	Julie Meier, 1993-94.....	68
3.	Sammi Jo Cotton, 2003-04.....	67
4.	Rusty Sowers, 1997-98.....	59
	Paula Corder-King, 1999-00.....	59
6.	Paula Corder-King, 1998-99.....	56
	Julie Meier, 1994-95.....	56
	Tarina Nixon, 2006-07.....	56
9.	Julie Meier, 1992-93.....	52
10.	Yashika Sidbury, 2002-03.....	51
	Rusty Sowers, 1997-98.....	51

<u>STEALS</u>		
1.	Sherry Mitchell, 1988-89.....	114
2.	Sherry Mitchell, 1990-91.....	95
3.	Sherry Mitchell, 1989-90.....	81
4.	Tammy Page, 1978-79.....	77
5.	Sherre Simmons, 1981-82.....	75
6.	Mary Herring, 1983-84.....	74
7.	Tatiana Conceicao, 2004-05.....	73
8.	Selina Madison, 1978-79.....	69
	Jerri Wiley, 1990-91.....	69
	Gray C. Harris, 1994-95/1995-96.....	69
	Sarah Costello, 2002-03.....	69



SOUTHEAST MISSOURI REDHAWKS

POINTS

1.	Gray C. Harris, 1992-96	2,176
2.	Pat Colon, 1982-87	2,034
3.	Lori Chase, 1999-03	1,501
4.	Virginia Blissett, 1983-86	1,463
5.	Sherry Mitchell, 1987-91	1,398
6.	Sandy Heitschmidt, 1983-87	1,372
7.	Renee Rogliardi, 1987-92	1,371
8.	Cindy Zadnick, 1981-85	1,298
9.	Michelle Horneker, 1986-90	1,290
10.	Sonya Daugherty, 2005-09	1,170

3-POINT FIELD GOALS MADE

1.	Julie Meier, 1991-95	174
2.	Tarina Nixon, 2005-09	169
3.	Allyson Bradshaw, 2011-Present	124
4.	Natalie Purcell, 2004-06	123
5.	Paula Corder-King, 1998-2000	115
6.	Rusty Sowers, 1997-99	110
7.	Yashika Sidbury, 2002-04	93
8.	Sonya Daugherty, 2005-09	90
9.	Anne Cate, 1990-95	82
10.	Bailie Roberts, 2009-13	80

REBOUNDS

1.	Pat Colon, 1982-87	1,003
2.	Gray C. Harris, 1992-96	872
3.	Patricia Mack, 2009-14	865
4.	Pam Iversen 1998-02	770
5.	Renee Rogliardi, 1987-92	766
6.	Lachelle Lyles, 2005-07	726
7.	Sandy Heitschmidt, 1983-87	721
8.	Vera Roberts, 1986-90	719
9.	Kim Palmer, 1993-98	676
10.	Virginia Blissett, 1983-86	667
	Sherry Mitchell, 1987-91	667

ASSISTS

1.	Sherry Mitchell, 1987-91	639
2.	Sandy Heitschmidt, 1983-87	470
3.	Cindy Zadnick, 1981-85	357
	Sarita Wesley, 1987-91	357
5.	Tonia Harris, 1992-95	338
6.	Dawn Massani, 1993-97	325
7.	Julie Meier, 1991-95	297
8.	Tarina Nixon, 2005-09	293
9.	Moneik Campbell, 1996-00	290
10.	LaShelle Porter, 1998-03	274

BLOCKS


1.	Vera Roberts, 1986-90	115
	Pam Iversen, 1998-02	115
3.	Renee Rogliardi, 1987-92	108
4.	Kim Palmer, 1993-98	96
5.	Missy Whitney, 2006-08	85
6.	Chandra Brown, 2003-05	75
7.	Courtney Shiffer, 2010-13	73
8.	Allison Iversen, 1998-00	70
9.	Jamie Koester, 1996-98	64
10.	Pat Colon, 1982-87	56

STEALS

1.	Sherry Mitchell, 1987-91	335
2.	Gray C. Harris, 1992-96	260
3.	LaShelle Porter, 1999-02	203
4.	Sandy Heitschmidt, 1983-87	188
5.	Tarina Nixon, 2005-09	176
6.	Mary Herring, 1982-84	163
7.	Moneik Campbell, 1996-99	159
8.	Sarita Wesley, 1988-91	147
9.	Sonya Daugherty, 2005-09	144
10.	Sherre Simmons, 1980-83	141




Pat Colon is the only Southeast player to record over 1,000 career rebounds



Julie Meier holds the school record for career and single-season three-pointers



Tarina Nixon ranks second in career three pointers, fifth in career steals and eighth in career assists



Pam Iversen shares the career blocked shots record with Vera Roberts

1,000 Point Scorers (All-Time)

Gray C. Harris, 1992-96	2,176
Pat Colon, 1982-87	2,034
Lori Chase, 1999-03	1,501
Virginia Blissett, 1983-86	1,463
Sherry Mitchell, 1987-91	1,398
Sandy Heitschmidt, 1983-87	1,372
Renee Rogliardi, 1987-92	1,371
Cindy Zadnick, 1981-85	1,298
Michelle Horneker, 1986-90	1,290
Sonya Daugherty, 2005-09	1,170
Pam Iversen, 1998-02	1,158
Tarina Nixon, 2005-09	1,150
Karen Vaughn, 1979-83	1,073
Tatiana Conceicao, 2004-06	1,073
Sarita Wesley, 1987-91	1,029
Jerri Wiley, 1989-91	1,025


1,000 Point Scorers (Division I Era)

Gray C. Harris, 1992-96	2,176
Lori Chase, 1999-03	1,501
Renee Rogliardi, 1987-92*	1,371
Sonya Daugherty, 2005-09	1,170
Pam Iversen, 1998-02	1,158
Tarina Nixon, 2005-09	1,150
Tatiana Conceicao, 2004-06	1,073

*Scored 923 points during Southeast's Division II days. Scored 448 in lone DI season.



Gray C. Harris tallied 2,176 points at Southeast, the only player to score over 2,000 career points in the Division I era.



Lori Chase scored 1,501 career points, second most in Southeast's Division I era.



Tatiana Conceicao scored 1,073 points in only two seasons at Southeast.



SOUTHEAST MISSOURI REDHAWKS

<u>Year</u>	<u>Head Coach</u>	<u>Record</u>	<u>Conf. Record</u>	<u>Conf. Tournament</u>	<u>Postseason</u>
1975-76	Donna Enslow	0-10	-	-	-
1976-77	Amy Spence	2-18	-	-	-
1977-78	Amy Spence	6-20	-	-	-
1978-79	Amy Spence	11-15	-	-	-
1979-80	Amy Spence	8-16	-	-	-
1980-81	Angela Beck	9-15	-	-	-
1981-82	Angela Beck	23-11	-	-	-
1982-83	Angela Beck	21-8	10-2 MIAA/2nd	1st Round	NCAA 2nd Round
1983-84	Ed Arnzen	23-6	10-2 MIAA/t-1st	Finals	NCAA 2nd Round
1984-85	Ed Arnzen	18-10	7-5 MIAA/3rd	Finals	NCAA 2nd Round
1985-86	Ed Arnzen	25-6	11-1 MIAA/t-1st	Finals	NCAA 2nd Round
1986-87	Ed Arnzen	26-4	13-1 MIAA/1st	Champions	NCAA 1st Round
1987-88	Ed Arnzen	26-4	13-1 MIAA/t-1st	Finals	NCAA 1st Round
1988-89	Ed Arnzen	23-7	12-2 MIAA/2nd	Finals	NCAA 1st Round
1989-90	Ed Arnzen	24-6	14-2 MIAA/t-1st/1st South	Finals	NCAA 1st Round
1990-91	Ed Arnzen	31-4	14-2 MIAA/2nd	Champions	NCAA Finals
1991-92	Ed Arnzen	16-12	7-7 OVC/4th	1st Round	-
1992-93	Ed Arnzen	13-13	8-8 OVC/t-5th	Did not qualify	2nd NIT
1993-94	Ed Arnzen	16-11	9-7 OVC/5th	1st Round	5th NIT
1994-95	Ed Arnzen	12-15	4-12 OVC/7th	1st Round	3rd NIT
1995-96	Ed Arnzen	14-13	9-7 OVC/3rd	1st Round	3rd NIT
1996-97	Ed Arnzen	5-21	3-15 OVC/10th	Did not qualify	2nd NIT
1997-98	Ed Arnzen	8-19	5-13 OVC/8th	1st Round	-
1998-99	Ed Arnzen	19-9	13-5 OVC/4th	Semifinals	-
1999-00	Ed Arnzen	12-16 [^]	7-11 OVC/7th	1st Round	-
2000-01	Ed Arnzen	14-13	9-7 OVC/4th	1st Round	-
2001-02	Ed Arnzen	16-12	8-8 OVC/5th	1st Round	-
2002-03	BJ Smith	19-11	11-5 OVC/2nd	Semifinals	-
2003-04	BJ Smith	16-13	10-6 OVC/4th	Semifinals	-
2004-05	BJ Smith	0-8*	0-2 OVC*	N/A*	-
2005-06	BJ Smith	0-9*	0-4 OVC*	N/A*	-
2006-07	Josh Ishee	24-8	16-4 OVC/1st	Champions	NCAA 1st Round
2007-08	Josh Ishee	23-9	17-3 OVC/1st	Finals	WNIT 1st Round
2008-09	Josh Ishee	15-15	10-8 OVC/t-5th	1st Round	-
2009-10	Josh Ishee	7-21	4-14 OVC/10th	Did not qualify	-
2010-11	Josh Ishee	8-21	4-14 OVC/9th	Did not qualify	-
2011-12	Ty Margenthaler	7-22	4-12 OVC/10th	Did not qualify	-
2012-13	Ty Margenthaler	11-18	5-11 OVC/t-9th	Did not qualify	-
2013-14	Ty Margenthaler	10-19	6-10 OVC/t-9th	Did not qualify	-
39 years	7 Head Coaches	595-381-1			

ALL-TIME COACHING RECORDS

<u>Head Coach</u>	<u>Record</u>	<u>Years</u>
Donna Enslow	0-10	1
Amy Spence	27-69	4
Angela Beck	53-34	3
Ed Arnzen	340-202 (144-155 DI)	19
BJ Smith	35-41*	4
John Ishee	77-74	5
Ty Margenthaler	28-59	3

History Notes:

Southeast moved to Division I prior to the 1991-92 season.

[^] = One win came via opponent forfeit. Southeast picked up the win as a team, but Ed Arnzen's coaching record was 11-17 that season.

* = All wins in the 2004-05 and 2005-06 seasons were vacated due to NCAA sanctions. Southeast vacated OVC Tournament title and NCAA Tournament appearance in the 2005-06 season.

Records unavailable prior to 1975-76 season.

Southeast

Year	G	Min	fg-fga	pct	3fg-3fga	pct	ft-fita	pct	Rebounding			pf-fo	ast	to	blk	stl	pts	avg
									off-def	tot	avg							
1991-92	28	5600	762-1847	.413	18-84	.214	339-503	.674	492-709	1201	42.9	498-7	425	453	94	254	1881	67.2
1992-93	26	5200	689-1702	.405	68-177	.384	307-431	.712	422-598	1020	39.2	483-9	389	395	51	299	1753	67.4
1993-94	27	5400	704-1675	.420	96-266	.361	425-643	.661	445-680	1125	41.7	485-8	348	421	27	234	1929	71.4
1994-95	27	5650	696-1667	.418	113-317	.356	358-538	.665	378-645	1023	37.9	498-12	417	462	48	256	1863	69.0
1995-96	27	5400	709-1653	.429	80-258	.310	457-684	.688	360-689	1049	38.9	486-11	408	482	70	228	1955	72.4
1996-97	26	5225	580-1486	.390	104-367	.283	301-471	.639	325-635	960	36.9	489-13	361	508	102	197	1565	60.2
1997-98	27	5550	598-1490	.401	119-386	.308	413-652	.633	348-661	1009	37.4	501-7	362	561	66	231	1728	64.0
1998-99	28	5650	726-1652	.439	164-468	.350	470-620	.758	342-730	1072	38.3	516-6	437	500	90	228	2086	74.5
1999-00	28	5675	681-1573	.433	145-394	.368	461-632	.729	349-672	1021	36.5	452-7	400	551	95	227	1968	70.3
2000-01	27	5450	674-1581	.426	99-308	.321	525-712	.737	371-644	1015	37.6	458-12	351	503	71	256	1972	73.0
2001-02	28	5650	753-1620	.465	111-308	.360	420-573	.733	332-713	1045	37.3	424-4	425	512	83	242	2037	72.8
2002-03	30	6075	800-1818	.440	193-628	.307	478-661	.723	375-736	1111	37.0	610-13	473	613	39	339	2271	75.7
2003-04	29	5850	722-1744	.414	202-642	.315	424-595	.713	350-705	1055	36.4	614-16	444	517	56	310	2070	71.4
2004-05	30	6075	792-1820	.435	227-662	.343	403-505	.665	373-754	1127	37.6	630-18	484	545	99	346	2214	73.8
2005-06	31	6300	782-1835	.426	209-646	.324	428-639	.670	416-806	1222	39.4	601-14	432	533	61	272	2201	71.0
2006-07	32	6475	748-1853	.404	167-457	.365	485-709	.684	479-909	1388	43.4	517-9	404	495	124	215	2148	67.1
2007-08	32	6425	678-1793	.378	160-525	.305	469-669	.701	420-745	1165	36.4	508-9	346	437	83	331	1985	62.0
2008-09	30	6025	609-1649	.369	165-534	.309	419-602	.696	371-722	1093	36.4	474-5	336	486	58	294	1802	60.1
2009-10	28	5600	518-1539	.337	139-514	.270	320-464	.690	335-666	1001	35.8	505-14	293	528	64	195	1495	53.4
2010-11	29	5800	515-1490	.346	154-555	.277	308-439	.702	271-683	954	32.9	520-8	311	566	87	200	1492	51.4
2011-12	29	5825	534-1564	.341	99-434	.228	356-524	.679	348-738	1086	37.4	480-10	313	525	65	171	1523	52.5
2012-13	29	5800	629-1671	.376	162-556	.291	302-416	.726	313-805	1118	38.6	463-12	400	469	74	170	1722	59.4
2013-14	29	5800	647-1703	.380	136-472	.288	410-606	.677	372-767	1139	39.3	618-11	346	460	59	163	1840	63.4

Division I school records in bold

Opponents

Year	G	Min	fg-fga	pct	3fg-3fga	pct	ft-fita	pct	Rebounding			pf	ast	to	blk	stl	pts	avg
									off-def	tot	avg							
1991-92	28	5600	673-1663	.405	128-394	.324	374-543	.687	393-673	1066	38.1	468	422	515	107	219	1847	66.0
1992-93	26	5200	619-1419	.436	123-469	.333	356-513	.694	317-660	977	37.6	422	412	521	76	201	1717	66.0
1993-94	27	5400	650-1615	.402	122-435	.280	340-504	.675	390-683	1073	39.7	545	358	496	67	192	1762	65.3
1994-95	27	5650	696-1667	.425	148-448	.330	399-547	.729	355-686	1041	38.6	490	448	482	55	243	1903	70.5
1995-96	27	5400	745-1723	.432	151-434	.348	344-536	.642	412-708	1120	41.5	522	443	503	N/A	202	1985	73.5
1996-97	26	5225	666-1603	.415	139-403	.345	411-570	.721	396-689	1085	41.7	456	404	419	67	259	1882	72.4
1997-98	27	5550	734-1683	.436	135-381	.354	386-540	.681	386-681	1067	39.5	552	469	480	81	293	1971	73.0
1998-99	28	5650	682-1737	.393	126-420	.300	383-548	.699	422-676	1098	39.2	557	395	536	69	240	1873	66.9
1999-00	28	5675	762-1755	.434	161-432	.372	324-460	.704	385-648	1033	36.9	561	453	518	90	260	2009	71.8
2000-01	27	5450	683-1563	.437	128-360	.356	365-514	.710	299-630	929	34.4	553	391	536	65	232	1859	68.9
2001-02	28	5650	717-1716	.418	153-418	.366	320-444	.721	333-629	962	34.4	501	375	506	77	238	1907	68.1
2002-03	30	6075	746-1708	.473	96-301	.319	477-678	.704	343-742	1085	36.2	579	428	687	76	271	2065	68.8
2003-04	29	5850	674-1568	.430	99-323	.307	473-685	.691	312-756	1068	36.8	525	341	605	59	253	1920	66.2
2004-05	30	6075	618-1572	.393	110-334	.329	499-736	.678	300-735	1035	34.5	526	326	673	67	268	1845	61.5
2005-06	31	6300	782-1835	.399	121-381	.318	502-707	.710	309-751	1060	34.2	583	313	559	92	215	1969	63.5
2006-07	32	6475	690-1876	.368	163-547	.298	428-584	.733	357-741	1098	34.3	594	349	440	75	234	1971	61.6
2007-08	32	6475	637-1626	.392	170-545	.312	364-521	.699	331-821	1152	36.0	557	400	593	112	191	1808	56.5
2008-09	30	6025	645-1586	.407	149-521	.291	325-511	.626	331-761	1092	36.4	553	371	565	92	230	1764	58.8
2009-10	28	5600	615-1520	.405	184-571	.322	410-588	.697	351-769	1120	40.0	505	397	500	89	245	1824	65.1
2010-11	29	5800	638-1628	.392	185-597	.310	428-604	.709	405-776	1181	40.7	485	439	494	99	301	1889	65.1
2011-12	29	5825	665-1676	.397	154-498	.309	377-542	.696	363-778	1141	39.3	489	353	415	88	241	1861	64.2
2012-13	29	5800	666-1765	.377	149-508	.293	359-518	.693	382-797	1179	40.7	434	353	411	96	230	1840	63.4
2013-14	29	5800	680-1667	.408	144-455	.316	513-683	.751	311-798	1109	38.2	559	368	398	103	191	2017	69.6



SOUTHEAST MISSOURI REDHAWKS

Points

Year	Player	Pts	Avg
1991-92	Renee Rogliardi	448	16.0
1992-93	Gray C. Harris	342	13.2
1993-94	Gray C. Harris	491	18.2
1994-95	Gray C. Harris	630	24.2
1995-96	Gray C. Harris	713	26.4
1996-97	Jamie Koester	305	15.3
1997-98	Jamie Koester	330	12.2
1998-99	Paula Corder-King	411	14.7
1999-00	Paula Corder-King	418	15.5
2000-01	Lori Chase	397	14.7
2001-02	Lori Chase	463	16.5
2002-03	Kenja White	418	13.9
2003-04	Kenja White	332	11.4
2004-05	Tatiana Conceicao	527	17.6
2005-06	Tatiana Conceicao	601	19.4
2006-07	Sonya Daugherty	425	14.2
2007-08	Missy Whitney	399	14.3
2008-09	Sonya Daugherty	345	12.3
2009-10	Katie Norman	202	7.2
2010-11	Katie Norman	257	8.9
	Brittany Harriel	257	8.9
2011-12	Brittany Harriel	296	10.2
2012-13	Bailie Roberts	320	11.0
2013-14	Patricia Mack	286	9.9

Scoring Average

Year	Player	Pts	Avg
1991-92	Renee Rogliardi	448	16.0
1992-93	Gray C. Harris	342	13.2
1993-94	Gray C. Harris	491	18.2
1994-95	Gray C. Harris	630	24.2
1995-96	Gray C. Harris	713	26.4
1996-97	Jamie Koester	305	15.3
1997-98	Jamie Koester	330	12.2
1998-99	Paula Corder-King	411	14.7
1999-00	Paula Corder-King	418	15.5
2000-01	Lori Chase	397	14.7
2001-02	Lori Chase	463	16.5
2002-03	Kenja White	418	13.9
2003-04	Kenja White	332	11.4
2004-05	Tatiana Conceicao	527	17.6
2005-06	Tatiana Conceicao	601	19.4
2006-07	Sonya Daugherty	425	14.2
2007-08	Missy Whitney	399	14.3
2008-09	Tarina Nixon	340	12.6
2009-10	Bailie Roberts	198	9.0
2010-11	Katie Norman/ Brittany Harriel	257	8.9
2011-12	Brittany Harriel	296	10.2
2012-13	Bailie Roberts	320	11.0
2013-14	Patricia Mack	286	9.9



Gray C. Harris led Southeast in scoring and rebounding in all four of her seasons on campus.

Rebounds

Year	Player	Reb	Avg
1991-92	Renee Rogliardi	251	9.0
1992-93	Gray C. Harris	230	8.8
1993-94	Gray C. Harris	290	10.7
1994-95	Gray C. Harris	239	9.2
1995-96	Gray C. Harris	241	8.9
1996-97	Kim Palmer	191	7.3
1997-98	Jamie Koester	234	8.7
1998-99	Pam Iversen	218	7.8
1999-00	Pam Iversen	148	7.8
2000-01	Pam Iversen	197	7.3
2001-02	Pam Iversen	207	7.4
2002-03	Lori Chase	179	6.0
2003-04	Chandra Brown	184	6.3
2004-05	Chandra Brown	216	7.2
2005-06	Tatiana Conceicao	219	7.1
2006-07	Lachelle Lyles	527	17.0
2007-08	Missy Whitney	207	7.4
2008-09	Crysta Glenn	243	8.1
2009-10	Lesley Adams	150	5.4
2010-11	Brittany Harriel	194	6.7
2011-12	Brittany Harriel	201	6.9
2012-13	Patricia Mack	270	9.3
2013-14	Patricia Mack	300	10.3

Rebounding Average

Year	Player	Reb	Avg
1991-92	Renee Rogliardi	251	9.0
1992-93	Gray C. Harris	230	8.8
1993-94	Gray C. Harris	290	10.7
1994-95	Gray C. Harris	239	9.2
1995-96	Gray C. Harris	241	8.9
1996-97	Jamie Koester	148	7.4
1997-98	Jamie Koester	234	8.7
1998-99	Pam Iversen	218	7.8
1999-00	Pam Iversen	148	7.8
2000-01	Pam Iversen	197	7.3
2001-02	Pam Iversen	207	7.4
2002-03	Lori Chase	179	6.0
2003-04	Chandra Brown	184	6.3
2004-05	Chandra Brown	216	7.2
2005-06	Tatiana Conceicao	219	7.1
2006-07	Lachelle Lyles	527	17.0
2007-08	Missy Whitney	207	7.4
2008-09	Crysta Glenn	243	8.1
2009-10	Lesley Adams/ Patricia Mack	145	5.4
2010-11	Brittany Harriel	194	6.7
2011-12	Brittany Harriel	201	6.9
2012-13	Patricia Mack	270	9.3
2013-14	Patricia Mack	300	10.3

Assists

Year	Player	Ast	Avg
1991-92	Erica Musgrow	124	4.4
1992-93	Erica Musgrow	100	3.8
1993-94	Tonia Harris	111	4.1
1994-95	Julie Meier	89	3.6
1995-96	Dawn Massani	132	5.3
1996-97	Sarah Frazier	51	2.0
1997-98	Moneik Campbell	86	3.4
1998-99	Rusty Sowers	69	2.5
1999-00	Moneik Campbell	91	3.4
2000-01	Christine Rathke	71	2.6
2001-02	LaShelle Porter	95	3.4
2002-03	Sarah Costello	97	3.9
2003-04	Sarah Costello	144	5.0
2004-05	Wanika Owsley	100	3.3
2005-06	Wanika Owsley	98	3.2
2006-07	Tarina Nixon	103	3.2
2007-08	Tarina Nixon	86	2.8
2008-09	Sonya Daugherty	88	3.1
2009-10	Bianca Beck	77	2.8
2010-11	Jasmine Davis	49	1.9
2011-12	Bianca Beck	102	3.5
2012-13	Jordan Hunter	115	4.0
2013-14	Jordan Hunter	99	3.4

Steals

Year	Player	Stl	Avg
1991-92	Renee Rogliardi	55	2.0
1992-93	Gray C. Harris	68	2.6
1993-94	Gray C. Harris	54	2.0
1994-95	Gray C. Harris	69	2.7
1995-96	Gray C. Harris	69	2.6
1996-97	Jamie Koester	39	2.0
1997-98	Jamie Koester	49	1.8
1998-99	Moneik Campbell	53	2.0
1999-00	Moneik Campbell	42	1.6
2000-01	LaShelle Porter	60	2.2
2001-02	Veronica Benson	50	1.8
2002-03	Sarah Costello	69	2.8
2003-04	Kenja White	48	1.7
2004-05	Tatiana Conceicao	73	2.4
2005-06	Katrisha Dunn	54	1.7
2006-07	Tarina Nixon	52	1.7
2007-08	Tarina Nixon	59	1.9
2008-09	Lauren Sharpe	60	2.1
2009-10	Bianca Beck	30	1.1
2010-11	Bianca Beck	39	1.3
2011-12	Bianca Beck	35	1.2
2012-13	Jordan Hunter	34	1.2
2013-14	Patricia Mack	27	0.9

Blocked Shots

Year	Player	Blk	Avg
1991-92	Renee Rogliardi	37	1.3
1992-93	Julie Meier	15	0.6
	Dawn Westman	15	0.6
1993-94	Alison Morris	10	0.5
1994-95	Kim Palmer	23	0.9
1995-96	Kim Palmer	35	1.3
1996-97	Kim Palmer	33	1.3
1997-98	Jamie Koester	35	1.3
1998-99	Pam Iversen	33	1.2
1999-00	Allison Iversen	39	1.4
2000-01	Pam Iversen	18	0.7
2001-02	Pam Iversen	46	1.6
2002-03	Kenja White	7	0.2
2003-04	Chandra Brown	26	0.9
2004-05	Chandra Brown	49	1.6
2005-06	Tatiana Conceicao	17	0.5
2006-07	Missy Whitney	45	1.4
2007-08	Missy Whitney	40	1.4
2008-09	Lauren Sharpe	13	0.5
2009-10	Katie Norman	15	0.5
2010-11	Courtney Shiffer	36	1.2
2011-12	Courtney Shiffer	21	0.7
2012-13	Courtney Shiffer	16	0.7
2013-14	Kara Wright	12	0.4



Tatiana Conceicao set Southeast's Division I record with 73 steals in the 2004-05 season.

Field Goals Made

Year	Player	FG	Avg
1991-92	Renee Rogliardi	181	6.5
1992-93	Julie Meier	129	5.0
1993-94	Gray C. Harris	167	6.2
1994-95	Gray C. Harris	231	8.9
1995-96	Gray C. Harris	255	9.4
1996-97	Kim Palmer	131	5.0
1997-98	Jamie Koester	120	4.4
1998-99	Pam Iversen	130	4.6
1999-00	Paula Corder-King	145	5.4
2000-01	Veronica Benson	131	4.9
2001-02	Pam Iversen/ Veronica Benson	148	5.3
2002-03	Carina Souza	147	4.9
2003-04	Chandra Brown	119	4.1
2004-05	Tatiana Conceicao	184	6.1
2005-06	Tatiana Conceicao	199	6.4
2006-07	Sonya Daugherty	150	5.0
2007-08	Sonya Daugherty	129	4.2
2008-09	Sonya Daugherty	118	4.2
2009-10	Bailie Roberts/ Katie Norman	73	3.3
		73	2.6
2010-11	Brittany Harriel	94	3.2
2011-12	Brittany Harriel/ Bailie Roberts	115	4.0
2012-13	Bailie Roberts	119	4.1
2013-14	Olivia Hackmann	111	3.8

Field Goal% (Minimum 75 Made)

Year	Player	FG% (FG-ATT)
1991-92	Alison Morris	52.3% (78-149)
1992-93	Roberta Granderson	44.5% (98-220)
1993-94	Gray C. Harris	49.4% (167-338)
1994-95	Gray C. Harris	52.6% (231-439)
1995-96	Kim Palmer	48.2% (105-218)
1996-97	Kim Palmer	47.5% (131-276)
1997-98	Tajuana White	53.1% (102-192)
1998-99	Pam Iversen/ Tajuana White	51.6% (130-252)
		51.6% (97-188)
1999-00	Pam Iversen	52.1% (100-192)
2000-01	Pam Iversen	60.2% (100-166)
2001-02	Pam Iversen	56.9% (148-260)
2002-03	Carina Souza	53.1% (147-277)
2003-04	Chandra Brown	50.4% (119-236)
2004-05	Chandra Brown	52.0% (103-198)
2005-06	Tatiana Conceicao	48.4% (199-411)
2006-07	Lachelle Lyles	44.0% (88-200)
2007-08	Missy Whitney	42.4% (120-283)
2008-09	Lauren Sharpe	42.9% (79-184)
2009-10	N/A	
2010-11	Brittany Harriel	42.0% (94-224)
2011-12	Brittany Harriel	46.0% (115-250)
2012-13	Kara Wright	45.5% (92-202)
2013-14	Patricia Mack	40.2% (100-249)

Three-Pointers Made

Year	Player	3FG	Avg
1991-92	Julie Meier	8	0.3
1992-93	Julie Meier	52	2.0
1993-94	Julie Meier	68	2.5
1994-95	Julie Meier	49	2.0
1995-96	Sarah Miller	41	1.6
1996-97	Jamie Koester	26	1.3
1997-98	Rusty Sowers	51	2.0
1998-99	Rusty Sowers	59	2.1
1999-00	Paula Corder-King	59	2.2
2000-01	Tiffany Melis	34	1.3
2001-02	Lori Chase	30	1.1
2002-03	Yashika Sidbury	51	1.7
2003-04	Sami Jo Cotton	67	2.3
2004-05	Natalie Purcell	55	1.8
2005-06	Natalie Purcell	68	2.2
2006-07	Tarina Nixon	56	1.8
2007-08	Tarina Nixon	36	1.2
2008-09	Tarina Nixon	47	1.7
2009-10	Shelah Fields	28	1.2
2010-11	Katie Norman	31	1.1
2011-12	Allyson Bradshaw/ Karley Evans	34	1.2
2012-13	Allyson Bradshaw	48	1.8
2013-14	Allyson Bradshaw	42	1.4



SOUTHEAST MISSOURI REDHAWKS

Three-Point% (Minimum 30 Made)

Year	Player	3FG% (3FG-ATT)
1991-92	N/A	
1992-93	Julie Meier	45.6% (52-114)
1993-94	Julie Meier	46.3% (68-147)
1994-95	Julie Meier	44.1% (49-111)
1995-96	Sarah Miller	36.0% (41-114)
1996-97	N/A	
1997-98	Rusty Sowers	36.2% (51-141)
1998-99	Paula Corder-King	43.1% (56-130)
1999-00	Kristy Roherty	46.2% (42-91)
2000-01	Tiffany Melis	35.1% (34-97)
2001-02	Lori Chase	38.0% (30-79)
2002-03	Yashika Sidbury	35.4% (51-144)
2003-04	Sami Jo Cotton	36.8% (67-182)
2004-05	Brandi Russia	38.9% (51-131)
2005-06	Tarina Nixon	40.5% (30-74)
2006-07	Tarina Nixon	40.9% (56-137)
2007-08	Tarina Nixon	31.0% (36-116)
2008-09	Tarina Nixon	37.3% (47-126)
2009-10	N/A	
2010-11	Katie Norman	27.2% (31-114)
2011-12	Allyson Bradshaw	29.1% (34-117)
2012-13	Allyson Bradshaw	33.3% (48-144)
2013-14	Allyson Bradshaw	32.3% (42-130)

Free Throws Made


Year	Player	FT	Avg
1991-92	Renee Rogliardi	85	3.0
1992-93	Gray C. Harris	86	3.3
1993-94	Gray C. Harris	156	5.8
1994-95	Gray C. Harris	167	6.4
1995-96	Gray C. Harris	202	7.5
1996-97	Dana Hawkins	68	2.7
1997-98	Moneik Campbell	72	2.9
1998-99	Paula Corder-King	111	4.0
1999-00	Lori Chase	95	3.4
2000-01	Lori Chase	181	6.7
2001-02	Lori Chase	151	5.4
2002-03	Lori Chase	127	4.2
2003-04	Sarah Costello	76	2.6
2004-05	Tatiana Conceicao	148	4.9
2005-06	Tatiana Conceicao	171	5.5
2006-07	Missy Whitney	135	4.2
2007-08	Missy Whitney	139	5.0
2008-09	Crysta Glenn	119	4.0
2009-10	Bianca Beck	62	2.2
2010-11	Courtney Shiffer	49	1.7
2011-12	Bianca Beck	86	3.0
2012-13	Jordan Hunter	60	2.1
2013-14	Patricia Mack	65	2.2



Paula Corder-King made an amazing 111-of-118 free throws in the 1998-99 season, best in school history.

Free Throw% (Minimum 50 Made)

Year	Player	FT% (FT-ATT)
1991-92	Renee Rogliardi	70.8% (85-120)
1992-93	Dawn Westman	78.1% (50-64)
1993-94	Julie Meier	85.2% (52-61)
1994-95	Gray C. Harris	68.2% (167-245)
1995-96	Gray C. Harris	73.2% (202-276)
1996-97	Dana Hawkins	74.7% (68-91)
1997-98	Dana Hawkins	68.2% (51-74)
1998-99	Paula Corder-King	94.1% (111-118)
1999-00	Paula Corder-King	93.2% (69-74)
2000-01	Lori Chase	85.0% (181-213)
2001-02	Lori Chase	80.3% (151-188)
2002-03	Yashika Sidbury	84.7% (50-59)
2003-04	Sarah Costello	73.8% (76-103)
2004-05	Tatiana Conceicao	70.5% (148-210)
2005-06	Tatiana Conceicao	75.3% (171-227)
2006-07	Missy Whitney	79.9% (135-169)
2007-08	Tarina Nixon	79.5% (70-88)
2008-09	Tarina Nixon	76.8% (73-95)
2009-10	Jasmine Davis	87.7% (57-65)
2010-11	N/A	
2011-12	Brittany Harriel	76.6% (59-77)
2012-13	Jordan Hunter	83.3% (60-72)
2013-14	Allyson Bradshaw	83.3% (50-60)



Donna Enlow
0-10 (.000) - 1 Season

1975-76
0-10

Southern Illinois	L, 20-70
Missouri	L, 44-95
Missouri State	L, 44-95
Forest Park	L, 43-47
Northwest Missouri	L, 21-116
Central Missouri	L, 16-107
UMSL	L, 31-71
Meramec	L, 61-66
Forest Park	L, 43-68
Northeast Missouri	L, 47-78



Amy Spence
26-69 (.274) - 4 Seasons

1976-77
2-18

Union	L, 30-113
Memphis State	L, 29-93
UT Martin	L, 47-66
Murray State	L, 47-105
Central Missouri	L, 42-105
Missouri	L, 39-97
UT Martin	L, 33-83
Northwest Missouri	L, 30-92
Memphis State	L, 24-109
Murray State	L, 38-63
UMSL	L, 34-70
Northeast Missouri	L, 39-56
Danville !	W, 42-40
Meramec !	L, 51-57

Lincoln	L, 52-58
Missouri State	L, 38-93
Forest Park	W, 64-47
Meramec	L, 55-79
Missouri	L, 55-89

!= Meramec Classic

1977-78
6-20

N10 Meramec	L*
N12 Union	L, 30-98
N18 at Saint Louis	L, 58-67
N19 Northwest Missouri	L, 44-90
N29 at Meramec	L*
D1 UT Martin	L, 35-74
D3 Missouri-Rolla	L, 41-99
D7 Southern Illinois	W, 42-36
D9 at Missouri-Rolla	L*
D10 at Central Missouri	L, 37-111
J9 Meramec	W*
J13 Christian Brothers	L, 50-57
J14 Northwestern (Tenn.)	L, 43-51
J16 Meramec	W*
J18 Lincoln	L, 54-56
J20 at SIU Edwardsville	L, 58-67
J24 at UT Martin	L, 47-67
J25 at Forest Park	W*
J28 Missouri State	L, 49-73
J31 at UMSL	W, 63-46
F1 at Northeast Missouri	L, 47-76
F3 at Forest Park	W*
F11 at Lincoln	L, 44-77
F14 at Forest Park	L, 49-55
F16 SIU Edwardsville	L, 53-59
F21 at Southern Illinois	L*

*= Game results not available

1978-79
11-15

N15 at William Woods	L, 62-85
N18 at Missouri State	L, 67-69
N24 Eastern Illinois #	L, 50-56
N25 Washburn #	W, 73-56
N26 Missouri Southern #	W, 73-66
N27 at Central Methodist	W, 82-48
N28 at Missouri	L, 36-101
D1 Missouri-Rolla	L, 49-58
D5 SIU Edwardsville	L, 61-62
D8 Central Missouri	L, 41-82
D9 Northwest Missouri	L, 41-75
D13 Saint Louis	L, 54-66
D20 Forest Park	W, 71-46
William Woods	L, 50-78
SIU Edwardsville	W, 53-50
Meramec	W, 61-59
UT Martin	L, 48-73
McKendree	W, 85-36
Bellefonte Area C.C.	L, 58-67
J23 UMSL	W, 67-58
J26 at Christian Brothers	W, 61-55
J27 at Southwestern	W, 65-39
F1 at Saint Louis	L, 49-73
F2 at Missouri-Rolla	L, 50-71
F13 Meramec	W, 61-59
F14 at Greenville	L, 57-63

= Woods Owl Classic

1979-80
8-16

N10 Arkansas State	L, 36-53
N13 at Lincoln	L, 53-61
N16 at Saint Louis	L, 57-79
N20 at Missouri-Rolla	L, 60-69
N23 Washburn \$	L, 58-73
N23 Tabor \$	W, 57-51
N24 Langston	L, 62-77
D1 at Christian Brothers	L, 93-103
D4 UT Martin	L, 61-64
D8 Southwestern (Tenn.)	W, 69-47
D8 SIU Edwardsville	W, 77-53
D29 Chicago State	W, 84-53
J7 Elmhurst %	W, 77-36
J8 State Francis %	L, 53-68
J12 at SIU Edwardsville	W, 59-57
J19 Lincoln	L, 59-60
J21 UMSL	W, 56-53
J24 at Washington	W, 63-30
J26 William Woods	L, 49-54
J28 Missouri-Rolla	L, 49-71
J30 at UMSL	L, 35-60
F1 Missouri State	L, 54-63
F6 at William Woods	L, 42-90
F8 Saint Louis	L, 61-78

\$ = Woods Owl Classic

% = Chicago Shootout



Angela Beck
53-34 (.609) - 3 Seasons

1980-81
9-15

N14 Lincoln	L, 70-82
N15 at Arkansas State	L, 65-94
N18 Missouri State	L, 69-84
N21 at Southern Illinois	L, 58-93
N22 SIU Edwardsville	W, 99-76
N24 Missouri-Rolla	W, 60-57
D5 at Northeast Missouri	L, 51-90
D6 William Woods	L, 53-71
D10 at ISU-Evansville	W, 86-75
J8 Carthage ^	W, 67-65
J9 SIU Edwardsville ^	L, 67-71
J17 McKendree	W, 93-55
J21 UMSL	W, 83-66
J24 at Christian Brothers	L, 73-79
J28 at Evansville	W, 70-68
J30 at Saint Louis	L, 54-71
F3 at William Woods	L, 51-62

F6 at Lincoln	L, 60-73
F9 Missouri-Rolla	L, 56-57
F13 at Evangel	L, 47-66
F18 at UMSL	L, 47-70
F20 at MacMurray	W, 92-49
F21 at Illinois College	W, 84-47
M2 William Woods	L, 56-58

^ = NIU Tourn. (Dekalb, Ill.)

1981-82
23-11

N19 Christian Brothers	W, 64-60
N21 SIU Edwardsville	W, 75-71
N24 William Woods	W, 76-51
N27 Belmont*	L, 65-66
N28 Missouri-Rolla*	W, 83-68
N29 UMSL*	L, 69-72
N30 Saint Louis	W, 69-63
D1 at Lincoln	W, 78-39
D4 at Missouri-Rolla	W, 73-64
D6 Southern Illinois	L, 55-68
D9 at UMSL	W, 80-63
D11 at Missouri Southern	W, 75-70
J14 Carthage #	W, 75-56
J15 Northern Illinois #	L, 44-91
J16 North Central #	L, 60-77
J18 at William Woods	W, 64-44
J20 Lincoln	W, 82-59
J22 Eastern Illinois \$	L, 66-81
J23 Wright State \$	W, 90-55
J29 Missouri State	W, 84-68
F2 Northeast Missouri	W, 82-55
F3 UMSL	W, 70-63
F6 at Christian Brothers	L, 63-68
F10 at Northwest Missouri	L, 60-85
F12 Evangel	W, 76-48
F13 Missouri-Rolla	W, 84-62
F16 Evansville	W, 101-65
F18 ISU-Evansville	W, 97-65
F23 McKendree	W, 77-58
F25 UMSL	W, 56-45
F26 Northeast Missouri	L, 70-72

AIWA Division II Tournament

M10 Moorhead State	W, 60-46
M11 North Dakota State	L, 70-85
M12 Northern Iowa	L, 56-59

* = UMSL Tourn. (State Louis, Mo.)

= NIU Tourn. (Dekalb, Ill.)

\$ = EIU Tourn. (Charleston, Ill.)

1982-83
21-8, 10-2 MIAA


N27 Stetson @	W, 78-51
N28 UT Martin @	L, 72-82 (ot)
N30 Christian Brothers	W, 60-57
D4 Kentucky Wesleyan	W, 75-51
D8 at Evansville	L, 58-63
D11 at Mississippi State	L, 44-77
D28 Milikin #	W, 88-59
D29 Augustana #	W, 86-70
D31 Florida Int'l #	W, 81-67
J2 Western Illinois #	W, 76-64
J7 SIU Edwardsville	W, 78-60
J8 at Christian Brothers	L, 58-69
J12 at UMSL	W, 74-61
J15 Northeast Missouri	W, 74-67
J19 at ISU-Evansville	W, 77-46
J22 Central Missouri	L, 85-93



SOUTHEAST MISSOURI REDHAWKS

J26	at Missouri-Rolla	W, 87-54
J28	Saint Louis	W, 77-45
J29	Lincoln	W, 81-66
F2	Northwest Missouri	W, 87-59
F5	Northeast Missouri	W, 75-66
F12	at Central Missouri	L, 46-70
F16	Missouri-Rolla	W, 80-44
F19	at Lincoln	W, 68-60
F23	at Northwest Missouri	W, 77-59
F26	UMSL	W, 96-60

<i>MIAA Tournament</i>		
F23	Northwest Missouri	L, 64-66
<i>NCAA Division II Tournament</i>		
M1	Abilene Christian	Won by forfeit
M3	Central Missouri	L, 50-71
@ = UTM Tour. (Martin, Tenn.)		
# = Miami Dial Classic		



Ed Arnzen

340-202 (.627) - 19 Seasons

1983-84		
23-6, 10-2 MIAA		
N25	Morningside !	W, 71-60
N26	State Cloud State !	W, 69-57
N27	Northwest Missouri !	L, 71-93
N30	Arkansas State	W, 82-74
D6	Union	W, 79-76
D8	at Kentucky Wesleyan	W, 67-49
D10	at SIU Edwardsville	W, 76-52
J4	UIC*	W, 74-61
J5	Nebraska-Omaha*	W, 66-60
J7	Florida International*	W, 74-61
J9	at Arkansas State	L, 56-66
J11	UMSL	W, 90-61
J14	at Northwest Missouri	W, 83-66
J17	ISU-Evansville	W, 88-62
J21	at Central Missouri	W, 80-64
J25	Missouri-Rolla	W, 78-41
J28	at Lincoln	W, 85-68
F1	at Northwest Missouri	L, 81-87
F4	Northeast Missouri	W, 80-50
F8	Evansville	W, 87-64
F11	Central Missouri	L, 82-83
F15	at Missouri-Rolla	W, 90-63
F18	Lincoln	W, 78-58
F22	Northwest Missouri	W, 87-67
F25	at UMSL	W, 83-66

<i>MIAA Tournament</i>		
M1	Northwest Missouri	W, 99-77
M3	Central Missouri	L, 65-88

1984-85		
18-10, 7-5 MIAA		
N26	at ISU-Evansville	W, 68-44
D1	at Eastern Kentucky	L, 64-70
D3	Arkansas State	W, 81-68
D4	at Murray State	L, 64-74
D7	at UT Martin	W, 85-73
D10	McKendree	W, 85-50
D14	SIU Edwardsville	W, 72-58
J2	at State Mary's	W, 75-65
J3	Sul Ross !	W, 69-55
J4	Tarleton !	W, 67-61
J9	Missouri-Rolla	W, 89-41
J12	at Northwest Missouri	L, 74-83
J16	Murray State	L, 64-66
J19	Central Missouri	L, 62-68
J23	UMSL	W, 69-59
J26	Northeast Missouri	W, 87-65
J28	at Union	L, 67-79
J30	at Lincoln	L, 54-67
F2	at Missouri-Rolla	L, 69-72
F6	UT Martin	W, 71-57
F9	Northwest Missouri	W, 68-58
F13	at UMSL	W, 69-64
F16	at Central Missouri	L, 71-84
F18	at SIU Edwardsville	W, 52-46
F20	Lincoln	W, 64-56
F23	at Northwest Missouri	W, 77-75

<i>MIAA Tournament</i>		
F27	Northwest Missouri	W, 66-63
M1	Central Missouri	L, 67-72
! = Nebraska-Omaha Tournament (Omaha, Neb.)		

1985-86		
25-6, 11-1 MIAA		
N23	at Rust	L, 58-61
N25	UT Martin	W, 79-68
N29	Morningside #	W, 97-64
N30	Nebraska-Omaha #	W, 70-52
D4	SIU Edwardsville	W, 80-48
D7	Kentucky Wesleyan	W, 93-39
D9	at Millikin	W, 93-67
D10	Southern Indiana	W, 106-41
D12	at UT Martin	W, 71-59
J2	at SE Louisiana	W, 68-61
J3	at SW Louisiana	L, 70-72
J4	at Southern	L, 74-75
J8	at Missouri-Rolla	W, 87-69
J11	Northwest Missouri	W, 88-62
J15	Rust	W, 93-51
J18	at Central Missouri	L, 78-96
J22	at UMSL	W, 70-66
J25	at Northeast Missouri	W, 65-53
J29	Lincoln	W, 92-46
F1	Missouri-Rolla	W, 90-41
F3	at Arkansas State	W, 83-73
F5	at SIU Edwardsville	W, 71-54
F8	at Northwest Missouri	W, 83-71
F12	UMSL	W, 84-56
F15	Central Missouri	W, 79-65
F19	at Lincoln	W, 90-70
F22	Northeast Missouri	W, 80-44

<i>MIAA Tournament</i>		
F27	Lincoln	W, 96-75
M1	Central Missouri	L, 69-77

<i>NCAA Division II Tournament</i>		
M8	Alaska-Anchorage	W, 80-65
M11	Central Missouri	L, 64-65
# = Nebraska-Omaha Tour. (Omaha, Neb.)		

1986-87		
26-4, 13-1 MIAA		
N22	at SIU Edwardsville	W, 55-50
N26	UT Martin	W, 78-59
N29	at Northeastern Illinois	W, 94-59
N30	National College of Education	W, 77-52
D5	Mississippi #	L, 63-72
D6	Alcorn State #	W, 73-49
D8	McKendree	W, 89-46
D9	David Lipscomb	W, 70-48
D13	at USI	W, 62-55
J2	at West Virginia Tech	W, 76-53
J3	at Central Arkansas	L, 64-65
J7	Missouri-Rolla	W, 73-72
J10	at Northwest Missouri	W, 78-66
J14	Southwest Baptist	W, 82-51
J17	Central Missouri	W, 70-65
J19	SIU Edwardsville	W, 83-55
J21	UMSL	W, 75-50
J24	Northeast Missouri	W, 83-38
J26	at UT Martin	W, 67-65
J28	at Lincoln	W, 87-48
J31	at Missouri-Rolla	W, 71-67
F3	at Southwest Baptist	W, 84-45
F7	Northwest Missouri	W, 67-51
F11	at UMSL	W, 72-55
F14	at Central Missouri	L, 51-72
F18	Lincoln	W, 72-49
F21	at Northeast Missouri	W, 67-51

<i>MIAA Tournament</i>		
F26	Missouri-Rolla	W, 76-64
F28	Central Missouri	W, 78-55
<i>NCAA Division II Tournament</i>		
M7	Central Missouri	L, 62-64
# = Ole Miss Dial Classic (Oxford, Miss.)		

1987-88		
26-4, 13-1 MIAA		
N21	at Quincy	W, 91-72
N25	SIU Edwardsville	W, 77-55
N29	National College of Education	W, 99-30
D2	at UT Martin	W, 79-78
D5	Southern Indiana	W, 83-33
D8	Missouri Baptist	W, 106-57
D11	at Christian Bro.	W, 67-38
J5	at Colorado College	W, 74-66
J6	at Metropolitan State	W, 83-57
J8	at Colorado Christian	W, 79-29
J13	at Missouri-Rolla	W, 72-40
J16	at Northwest Missouri	W, 87-79
J20	Southwest Baptist	W, 84-71
J23	Central Missouri	W, 92-85 (ot)
J25	at SIU Edwardsville	L, 57-65
J27	at UMSL	W, 70-64 (ot)
J30	Northeast Missouri	W, 89-59
F1	Quincy	W, 88-56
F3	at Lincoln	W, 74-56
F6	Missouri-Rolla	W, 60-47
F9	at Southwest Baptist	W, 73-56
F11	Northwest Missouri	W, 100-64

F13	UT Martin	W, 73-66
F17	UMSL	W, 77-44
F20	at Central Missouri	L, 59-72
F24	Lincoln	W, 83-48
F27	at Northeast Missouri	W, 90-54
<i>MIAA Tournament</i>		
M3	Northeast Missouri	W, 91-53
M5	Central Missouri	L, 68-80
<i>NCAA Division II Tournament</i>		
	West Texas State	L, 61-64

1988-89		
23-7, 12-2 MIAA		
N19	at Delta State	L, 55-74
N21	at Southern Indiana	W, 90-75
N23	at Missouri Baptist	W, 97-50
N28	UT Martin	W, 81-51
D2	Mankato State #	W, 70-46
D3	Northern Kentucky #	L, 54-62
D5	Delta State	W, 65-69
D9	at SIU Edwardsville	L, 66-74
J2	at UT Martin	W, 72-68
J4	at Austin Peay	W, 72-58
J7	at David Lipscomb	W, 86-75
J11	Missouri-Rolla	W, 86-73
J14	Northwest Missouri	W, 71-67
J17	at Southwest Baptist	W, 67-57
J21	at Central Missouri	L, 78-84
J25	UMSL	W, 80-60
J28	at Northeast Missouri	W, 80-51
J30	SIU Edwardsville	W, 87-52
F1	Lincoln	W, 84-67
F4	at Missouri-Rolla	W, 63-54
F6	Quincy	W, 93-74
F8	Southwest Baptist	W, 76-47
F11	at Northwest Missouri	W, 76-59
F15	at UMSL	W, 76-52
F18	Central Missouri	L, 65-72
F22	at Lincoln	W, 92-70
F25	Northwest Missouri	W, 101-44

<i>MIAA Tournament</i>		
M2	Missouri-Rolla	W, 68-53
M4	Central Missouri	L, 64-68
<i>NCAA Division II Tournament</i>		
M10	West Texas State	L, 70-83
# = Perkins NKU Classic (Highland Hts., Ky.)		

1989-90		
24-6, 14-2 MIAA		
N17	Missouri Baptist	W, 94-65
N20	Quincy	W, 85-68
N25	at Southern Indiana	W, 93-75
N28	at Murray State	L, 68-72
D1	North Carolina Central \$	W, 61-48
D2	J.C. Smith \$	W, 78-43
D7	at Kentucky Wesleyan	L, 70-73
D9	Southern Indiana	W, 93-49
D30	Kentucky Wesleyan	W, 77-43
J4	Washburn	W, 78-57
J6	Northwest Missouri	L, 57-60
J8	at SIU Edwardsville	W, 91-72
J10	UMSL	W, 89-63
J13	at Central Missouri	L, 64-74
J17	Missouri Southern	W, 98-55
J20	at Missouri Western	W, 71-58
J24	Pittsburg State	W, 88-46

J27 at Southwest Baptist W, 69-59
 J31 at UMSL W, 87-53
 F3 at Missouri-Rolla W, 75-58
 F5 SIU Edwardsville W, 99-68
 F7 at Missouri Southern W, 80-62
 F10 at Northwest Missouri W, 98-74
 F14 at Pittsburg State W, 86-63
 F17 Southwest Baptist W, 82-56
 F21 Missouri-Rolla W, 73-53
 F24 Lincoln W, 91-43

MIAA Tournament

M1 Northwest Missouri W, 86-71
 M3 Central Missouri L, 60-72
NCAA Division II Tournament
 M5 Central Missouri L, 68-79
 \$ = J.C. Smith Tournament

**1990-91
 31-4, 14-2 MIAA**

N16 Delta State W, 90-73
 N19 at Oral Roberts W, 87-69
 N26 Murray State W, 76-56
 N28 Oral Roberts W, 100-61
 N30 Indianapolis @ W, 73-57
 D1 UT Martin @ W, 78-66
 D4 at SIU Edwardsville L, 57-58
 D8 at Delta State W, 74-73
 D29 at Missouri Baptist W, 86-54
 J3 at Washburn L, 56-60
 J5 at Northwest Missouri W, 65-53
 J9 at UMSL W, 91-67
 J12 Central Missouri L, 56-62
 J16 at Missouri Southern W, 64-51
 J19 Missouri Western W, 78-61
 J21 SIU Edwardsville W, 98-64
 J23 at Pittsburg State W, 87-69
 J26 Southwest Baptist W, 72-39
 J30 UMSL W, 78-38
 F2 Missouri-Rolla W, 71-56
 F4 Missouri Baptist W, 94-44
 F6 Missouri Southern W, 68-60
 F7 Northwest Missouri W, 95-82
 F13 Pittsburg State W, 101-49
 F16 at SW Baptist W, 74-58
 F20 at Missouri-Rolla W, 64-52
 F23 at Lincoln W, 81-44

MIAA Tournament

F26 Pittsburg State W, 81-74
 F28 Washburn W, 82-51
 M2 Central Missouri W, 85-83
NCAA Division II Tournament
 M8 Central Missouri W, 80-65
 M9 West Texas State W, 71-70
 M15 Cal Poly Poma W, 82-52
 M22 Norfolk State W, 85-52
 M23 North Dakota State L, 74-81
 @ = Otahkian Shootout

**1991-92
 16-12, 7-7 OVC (Fourth)**

N22 Missouri L, 57-68
 N26 at Evansville L, 63-65
 N29 at Northeastern Illinois W, 62-47
 N30 at Wisconsin-Milwaukee W, 65-53
 D3 at UMKC L, 51-70
 D10 at Saint Louis W, 74-54
 D12 Chicago State W, 64-48
 D15 Alcorn State W, 83-54
 D31 at Missouri L, 50-58

J4 Austin Peay* W, 79-72
 J6 Missouri Baptist W, 81-42
 J7 Texas-Pan American W, 65-53
 J11 at Middle Tennessee* L, 57-81
 J13 at Murray State* W, 74-73
 J16 Wisconsin-Milwaukee W, 85-74
 J18 Morehead State* W, 85-84
 J20 Eastern Kentucky* L, 57-79
 J22 Quincy W, 69-62
 J25 at Tennessee Tech* L, 58-83
 J27 at Tennessee State* L, 44-50
 F1 at Austin Peay* W, 69-68
 F8 Tennessee Tech* L, 71-83
 F10 Tennessee State* W, 70-48
 F15 at Eastern Kentucky* L, 59-78
 F17 at Morehead State* W, 70-69
 F22 Murray State* W, 78-60
 F24 Middle Tennessee* L, 67-82

OVC Tournament

M9 Tennessee Tech L, 74-87
 * = Ohio Valley Conference Game

**1992-93
 13-13, 8-8 OVC (t-Fifth)**

D1 Southern Indiana L, 86-94
 D4 at Chicago State W, 69-58
 D5 at Wisconsin-Milwaukee L, 60-73
 D8 UMSL W, 81-58
 D12 at Texas-Pan American L, 54-56
 D30 at Saint Louis W, 64-51
 J7 Wisconsin-Milwaukee L, 54-56
 J9 at Tennessee State* L, 59-68
 J11 at Austin Peay* W, 70-63
 J13 Northeast Illinois W, 75-64
 J16 Murray State* W, 70-67
 J18 Saint Louis W, 58-52
 J23 Morehead State* W, 80-75
 J25 Eastern Kentucky* L, 60-66
 J28 at UT Martin* W, 69-50
 J30 Middle Tennessee* L, 58-65
 F1 Tennessee Tech* L, 67-69
 F6 UMKC L, 50-75
 F8 at Murray State* W, 86-72
 F13 at Morehead State* W, 74-62
 F15 at Eastern Kentucky* L, 58-65
 F20 Tennessee State* L, 67-71
 F22 Austin Peay* W, 77-45
 F24 UT Martin* W, 80-56
 F27 at Middle Tennessee* L, 65-75
 M1 Tennessee Tech* L, 53-73
 * = Ohio Valley Conference Game

**1993-94
 16-11, 9-7 OVC (Fifth)**

N29 Cleveland State W, 76-57
 D1 Kentucky Wesleyan W, 90-54
 D9 Oral Roberts W, 68-44
 D11 at Missouri L, 60-89
 D28 at Western Illinois L, 70-71
 D30 at Saint Louis W, 59-44
 J3 Evansville W, 88-61
 J5 at Oral Roberts W, 64-54
 J8 at Eastern Kentucky* L, 58-74
 J10 at Morehead State* L, 73-80
 J13 Saint Louis L, 59-63
 J15 Tennessee Tech* W, 70-56
 J17 Middle Tennessee* L, 67-70
 J22 Tennessee State* W, 96-61
 J24 UT Martin* W, 96-61

J29 at Tennessee State* L, 59-68
 J31 at Austin Peay* W, 76-66
 F2 at Murray State* W, 70-61
 F5 Morehead State* W, 72-54
 F7 Eastern Kentucky* L, 67-83
 F12 at Tennessee Tech* L, 53-71
 F14 at Middle Tennessee* W, 68-64
 F19 Murray State* W, 83-65
 F21 at UMKC W, 84-64
 F26 at UT Martin* W, 84-76
 F28 Austin Peay* L, 69-78

OVC Tournament

M5 Middle Tennessee L, 70-71
 * = Ohio Valley Conference Game

**1994-95
 12-15, 4-12 OVC (Seventh)**

N25 SW Louisiana @ W, 73-60
 N26 UT Chattanooga @ W, 57-48
 N28 UMKC W, 63-58
 D3 at Saint Louis L, 54-64
 D7 Missouri L, 58-69
 D10 at Cleveland State W, 71-67
 J4 at Oral Roberts W, 74-55
 J7 Eastern Kentucky* L, 79-86
 J9 Morehead State* W, 81-78
 J11 Western Illinois W, 75-58
 J14 at Tennessee Tech* L, 49-73
 J16 at Middle Tennessee* L, 64-73
 J18 Saint Louis W, 89-69
 J21 at Tennessee State* L, 51-88
 J23 at UT Martin* W, 63-61
 J28 Tennessee State* L, 61-68
 J30 Austin Peay* W, 88-86
 F1 Murray State* L, 77-80
 F4 at Morehead State* W, 87-69
 F5 at Eastern Kentucky* L, 71-78
 F11 Middle Tennessee* L, 67-78
 F13 Tennessee Tech* L, 62-72
 F18 at Murray State* L, 64-65
 F20 Oral Roberts W, 64-45
 F25 UT Martin* L, 89-91
 F27 at Austin Peay* L, 73-82

OVC Tournament

M4 Tennessee Tech L, 59-82
 * = Ohio Valley Conference Game
 @ = Otahkian Shootout

**1995-96
 14-13, 9-7 OVC (Third)**

N24 Nicholls State @ W, 87-64
 N25 UIC @ L, 45-59
 D1 Washington State # L, 50-89
 D2 Western Illinois # W, 83-64
 D9 at Missouri L, 62-75
 D30 at Troy State L, 80-89
 J2 Northeast Missouri W, 79-55
 J6 at Eastern Kentucky* L, 73-79
 J8 at Morehead State* L, 83-95
 J11 UT Martin* W, 86-68
 J13 at Middle Tennessee* L, 64-78
 J15 at Austin Peay* L, 60-81
 J20 Tennessee State* W, 69-48
 J22 Tennessee Tech* W, 87-81
 J25 at Western Illinois L, 57-75
 F1 at Murray State* L, 61-76
 F3 Morehead State* W, 84-79
 F5 Eastern Kentucky* W, 90-82
 F8 at UT Martin* L, 84-86

F10 Austin Peay* L, 50-64
 F12 Middle Tennessee* W, 82-81
 F17 at Tennessee Tech* W, 63-62
 F19 at Tennessee State* W, 71-68
 F22 Murray State* W, 77-69
 F24 Oral Roberts W, 90-71
 F26 Williams Baptist W, 82-74

OVC Tournament

M2 Murray State L, 56-73
 * = Ohio Valley Conference Game
 @ = Otahkian Shootout
 # = Dial Classic

**1996-97
 5-21, 3-15 OVC (10th)**

N25 Christian Brothers L, 57-73
 N29 at Wisconsin-Milwaukee L, 47-55
 D2 Missouri L, 65-103
 D6 Tulsa @ W, 66-52
 D7 East Tennessee State @ L, 58-61
 D12 Troy State L, 46-75
 J2 Oakland City W, 67-55
 J4 at Austin Peay* L, 58-86
 J6 at Tennessee State* L, 54-82
 J9 UT Martin* L, 53-66
 J11 Eastern Kentucky* L, 55-71
 J13 Morehead State* W, 75-72
 J15 at Oral Roberts L, 50-74
 J18 at Middle Tennessee* W, 74-73^{OT}
 J20 at Tennessee Tech* L, 68-75
 J23 at Murray State* L, 50-52
 J25 Eastern Illinois* L, 70-77
 F1 Tennessee State* L, 70-84
 F3 Austin Peay* L, 60-77
 F6 Murray State* W, 66-62
 F8 at Morehead State* L, 68-83
 F9 at Eastern Kentucky* L, 44-81
 F15 Tennessee Tech* L, 67-85
 F17 Middle Tennessee* L, 63-78
 F20 at UT Martin* L, 60-61
 F22 at Eastern Illinois* L, 54-89
 * = Ohio Valley Conference Game
 @ = Otahkian Shootout

**1997-98
 8-19, 5-13 OVC (t-Eighth)**

N15 Wisconsin-Milwaukee L, 56-71
 N20 at Missouri L, 53-76
 N25 Western Illinois W, 70-68
 N28 Nevada # L, 52-69
 N29 Texas-El Paso # L, 50-67
 D3 at Tulsa L, 71-74
 D6 Austin Peay* W, 77-76
 D8 Tennessee State* W, 74-65
 D13 Oakland City W, 65-47
 J3 at Morehead State* L, 95-98^{OT}
 J5 at Eastern Kentucky* L, 58-97
 J10 Middle Tennessee* L, 71-89
 J12 Tennessee Tech* L, 60-66
 J14 at Tennessee State* L, 39-73
 J17 at Murray State* W, 74-65
 J19 at UT Martin* L, 58-80
 J24 Eastern Illinois* W, 48-41
 J31 Eastern Kentucky* L, 77-86
 F2 Morehead State* W, 82-74^{OT}
 F4 at Austin Peay* L, 58-69
 F7 at Middle Tennessee* L, 67-95
 F9 at Tennessee Tech* L, 52-65
 F11 Belmont W, 63-61



SOUTHEAST MISSOURI REDHAWKS

F14	Murray State*	L, 65-66
F16	UT Martin*	L, 64-79
F21	at Eastern Illinois*	L, 54-72
	OVC Tournament	
F24	at Eastern Kentucky	L, 75-92
	*= Ohio Valley Conference Game	
	# = Holiday Inn Classic	

1998-99

19-9, 13-5 OVC (Fourth)

N14	Christian Brothers	W, 94-51
N21	at Indiana State	L, 56-81
N24	Missouri	W, 90-71
N27	vs. Alcorn State @	L, 59-66
N28	vs. Texas-Pan American @	W, 77-53
D3	Tulsa	W, 80-63
D5	at Tennessee State*	W, 63-48
D8	Oakland City	W, 81-53
D12	at Austin Peay*	W, 69-55
J2	Eastern Kentucky*	W, 101-93 ^{2OT}
J4	Morehead State*	W, 65-58
J7	at Middle Tennessee*	L, 75-82
J9	at Tennessee Tech*	L, 64-82
J12	Austin Peay*	W, 76-56
J14	Murray State*	W, 78-59
J16	UT Martin*	W, 75-55
J21	at Belmont	L, 57-70
J23	at Eastern Illinois*	W, 75-64
J25	at Eastern Kentucky*	L, 61-62
J30	at Morehead State*	W, 104-70
F2	Tennessee State*	W, 74-71
F4	Middle Tennessee*	W, 76-73
F6	Tennessee Tech*	W, 74-70
F11	at Murray State*	L, 63-64
F13	at UT Martin*	L, 70-84
F20	Eastern Illinois*	W, 101-86

OVC Tournament

F23	Murray State	W, 66-60
F27	Tennessee Tech	L, 62-73

* = Ohio Valley Conference Game
@ = Chateau Charles Cowgirl Classic

1999-00

12-16, 7-11 OVC (Seventh)

N19	vs. Mississippi Valley State !	W, 77-42
N20	at Arkansas State !	L, 69-74
N23	UMKC	W, 70-71**
N27	vs. Louisiana Tech #	L, 54-96
N28	at UNLV #	L, 58-69
D2	at Tennessee Tech	L, 61-65
D4	at Middle Tennessee	L, 81-85 ^{OT}
D7	Oakland City	W, 83-72
D10	Indiana State	L, 58-77
J3	at Ark.-Little Rock	W, 80-78 ^{OT}
J6	Tennessee State*	W, 58-46
J8	Austin Peay*	W, 74-72
J13	at UT Martin*	L, 65-71
J15	at Murray State*	L, 49-54
J18	Tennessee Tech*	L, 65-82
J22	Eastern Illinois*	W, 83-70
J27	Morehead State*	W, 85-62
J29	Eastern Kentucky*	W, 87-66
F3	at Tennessee State*	L, 60-65
F5	at Austin Peay*	L, 71-95
F8	Middle Tennessee*	L, 58-67
F10	UT Martin*	L, 64-74
F12	Murray State*	L, 55-66
F16	Belmont	W, 87-72
F19	at Eastern Illinois*	W, 89-75
F24	at Morehead State*	W, 82-76

F26	at Eastern Kentucky*	L, 86-91 ^{OT}
	OVC Tournament	
F29	Middle Tennessee	L, 57-76
	*= Ohio Valley Conference Game	
	! = Arkansas State Lady Indian Invitational	
	# = UNLV Lady Rebel Shootout	
	**= UMKC played with ineligible players, Southeast was given the win.	

2000-01

14-13, 9-7 OVC (Fourth)

N17	Missouri Baptist	W, 83-53
N21	at UMKC	W, 65-48
N25	vs. New Mexico State #	L, 58-67
N26	vs. Eastern Washington #	L, 64-67
N29	Lipscomb	L, 60-61
D4	at Mississippi Valley State	L, 63-69 ^{OT}
D6	Oakland City	W, 88-47
D9	at Belmont	W, 81-72
D30	Mississippi Valley State	W, 78-44
J2	Arkansas-Little Rock	L, 55-76
J4	at Tennessee State*	W, 82-80
J6	at Austin Peay*	W, 87-80
J9	Tennessee Tech*	L, 79-80
J11	Murray State*	W, 74-66
J13	UT Martin*	W, 79-66
J20	at Eastern Illinois*	W, 77-71
J27	at Morehead State*	W, 67-66
J29	at Eastern Kentucky*	L, 82-89
F1	Austin Peay*	L, 66-67
F3	Tennessee State*	W, 95-84
F6	at Tennessee Tech*	L, 75-89
F8	at Murray State*	L, 61-62
F10	at UT Martin*	W, 80-67
F17	Eastern Illinois*	L, 47-70
F22	Eastern Kentucky*	L, 82-91
F24	Morehead State*	W, 81-61

OVC Tournament

F27	UT Martin	L, 63-68
-----	-----------	----------

* = Ohio Valley Conference Game
= Fresno State Classic

2001-02

16-12, 8-8 OVC (Fifth)

N16	vs. Montana \$	L, 63-78
N17	at Texas-Pan American \$	W, 72-55
N20	Oakland City	W, 80-66
N24	Southern Illinois	W, 81-70
N27	at Lipscomb	W, 72-58
N30	Texas A&M-Corpus Christi #	W, 70-57
D1	Missouri #	L, 62-80
D5	at Northern Illinois	L, 63-71
D8	Samford	W, 90-41
J2	Missouri Baptist	W, 70-53
J5	at Eastern Illinois*	W, 77-68
J8	Tennessee Tech*	L, 77-80
J10	Eastern Kentucky*	L, 67-94
J12	Morehead State*	L, 70-79
J14	Tennessee State*	W, 77-53
J17	at UT Martin*	W, 64-59
J19	at Murray State*	W, 71-55
J23	IPFW	W, 86-67
J26	Austin Peay*	L, 73-77
J31	at Tennessee State*	L, 79-88 ^{OT}
F2	at Tennessee Tech*	L, 69-87
F7	at Morehead State*	L, 72-79
F9	at Eastern Kentucky*	L, 73-82
F14	UT Martin*	W, 61-51
F16	Murray State*	W, 72-64

F18	Eastern Illinois*	W, 79-51
F23	at Austin Peay*	W, 80-68
	OVC Tournament	
F26	at Austin Peay	L, 67-76
	*= Ohio Valley Conference Game	
	# = Texas-Pan American Classic	
	\$ = Lady Tiger Tournament	



B.J. Smith

35-41 (.460) - 4 Seasons

2002-03

19-11, 11-5 OVC (Second)

N22	Henderson State	W, 85-55
N26	at Missouri State	L, 76-85
N29	at Wisconsin-Green Bay #	L, 49-74
N30	vs. Quinnipiac #	W, 93-87 ^{OT}
D5	Lipscomb	W, 71-50
D7	at Samford	W, 89-48
D16	Oakland City	W, 90-42
D20	vs. Indiana State %	L, 71-82
D21	vs. Gardner-Webb %	W, 98-63
D28	at Oklahoma	L, 59-87
J4	Eastern Illinois*	W, 74-59
J11	at Morehead State*	W, 83-63
J13	at Eastern Kentucky*	L, 77-88
J18	Murray State*	W, 82-69
J20	UT Martin*	W, 70-49
J25	at Austin Peay*	L, 45-58
J30	at Eastern Illinois*	W, 82-64
F1	Tennessee Tech*	W, 86-80
F3	Tennessee State*	W, 77-64
F8	Eastern Kentucky*	L, 75-81
F10	Morehead State*	W, 78-64
F12	at IPFW	L, 87-90 (OT)
F15	at Murray State*	W, 62-53
F17	at UT Martin*	L, 59-60
F22	Austin Peay*	L, 78-80
F27	at Tennessee Tech*	W, 76-72
M1	at Tennessee State*	W, 81-72

OVC Tournament

M4	Eastern Illinois	W, 79-76
M7	vs. Tennessee Tech	W, 78-65
M8	vs. Austin Peay	L, 61-85
	*= Ohio Valley Conference Game	
	# = UWGB Tournament	

2003-04

16-13, 10-6 OVC (Fourth)

N14	vs. Utah #	L, 65-76
N21	Southern Illinois	W, 73-64
N24	at Oklahoma	L, 48-83

N28	vs. Bowling Green @	L, 60-70
N29	vs. Prairie View A&M @	W, 85-38
D6	Southern Arkansas	W, 84-57
D15	Northern Illinois	W, 59-57
D20	at Lipscomb	L, 47-52
D23	at Missouri State	L, 59-87
D30	vs. Kansas State \$	L, 42-78
D31	vs. Alcorn State \$	W, 73-63
J8	Austin Peay*	L, 54-64
J10	Tennessee Tech*	W, 102-90
J13	at Eastern Illinois*	W, 79-66
J15	Tennessee State*	W, 102-45
J22	at Tennessee Tech*	L, 57-65
J24	at Austin Peay*	L, 65-68
J29	at Jacksonville State*	L, 83-95
J31	at Samford*	W, 71-53
F5	UT Martin*	W, 83-60
F7	Murray State*	W, 74-60
F10	Eastern Illinois*	W, 77-76
F14	at Tennessee State*	W, 87-58
F19	Eastern Kentucky*	W, 88-78
F21	Morehead State*	W, 88-62
F26	at Murray State*	L, 59-64
F28	at UT Martin*	L, 75-78

OVC Tournament

M2	Murray State	W, 76-51
M5	Austin Peay	L, 55-72
	* = Ohio Valley Conference Game	
	# = Preseason WNIT	
	@ = Texas-Corpus Christi Tournament	
	\$ = UTSA Classic	

2004-05

0-8, 0-2 OVC<

N19	at Oklahoma	L, 62-84
N23	Lyon College	W, 105-45
N26	vs. Texas Southern #	W, 90-60
N27	vs. UIC #	W, 85-62
D1	at Southern Illinois	W, 77-56
D9	at Hawaii @	W, 79-69
D10	vs. BYU @	L, 52-62
D18	at UIC	L, 76-78
D22	Missouri State	L, 64-73
D30	Chicago State	W, 61-44
D31	Oakland City	W, 74-49
J6	at Austin Peay*	W, 59-56
J8	at Tennessee Tech*	L, 78-80
J11	Eastern Illinois*	W, 87-70
J13	at Tennessee State*	W, 67-59
J20	Tennessee Tech*	W, 62-45
J22	Austin Peay*	W, 84-52
J27	Jacksonville State*	W, 94-51
J29	Samford*	W, 85-49
F3	at UT Martin*	W, 79-56
F5	at Murray State*	W, 60-40
F8	at Eastern Illinois*	W, 71-56
F12	Tennessee State*	W, 74-54
F17	at Eastern Kentucky*	L, 62-66
F19	at Morehead State*	W, 82-70
2-24	Murray State*	W, 86-69
2-26	UT Martin*	W, 76-63

OVC Tournament

M1	vs. Samford	W, 47-45
M4	vs. Tennessee Tech	W, 71-68
M5	vs. Eastern Kentucky	L, 73-84 ^{2OT}
	* = Ohio Valley Conference Game	
	# = Healthpoint Plaza	
	@ = Waikiki Beach Marriott	
	Invitational	

**2005-06
0-9, 0-4 OVC<**

N18	at Texas Tech	L, 56-85
N22	Arkansas Monticello	W, 67-38
N25	vs. Wisconsin-Milwaukee #	L, 87-90
N26	vs. Henderson State #	W, 79-66
N29	Southern Illinois	W, 74-63
D2	at Wisconsin-Milwaukee	L, 70-73
D8	Tennessee State*	W, 71-53
D10	Tennessee Tech*	L, 77-81
D18	at Samford*	L, 76-91
D20	at Jacksonville*	W, 83-76
D28	at East Tennessee	L, 74-81
J2	Eastern Kentucky*	W, 84-78
J5	Eastern Illinois*	L, 61-70
J7	at Murray State*	W, 72-62
J14	Austin Peay*	W, 72-54
J19	at Tennessee State*	W, 78-35
J21	at Tennessee Tech*	W, 53-46
J26	Morehead State*	W, 62-50
J28	Murray State*	W, 71-52
J30	at Austin Peay*	W, 73-57
F4	at UT Martin*	W, 67-52
F9	at Morehead State*	W, 58-43
F11	at Eastern Kentucky*	W, 87-86 ^{OT}
F16	Eastern Illinois*	W, 84-76
F18	at UT Martin*	W, 54-49
F23	Samford*	L, 53-57
F25	Jacksonville*	W, 87-72
OVC Tournament		
F28	vs. Murray State	W, 80-49
M3	vs. Samford	W, 59-52
M4	vs. Tennessee Tech	W, 71-50
NCAA Tournament		
M18	vs. Stanford	L, 42-72
* = Ohio Valley Conference Game		
# = Southeast Hospital Classic		



John Ishee
77-74 (.510) - 5 Seasons

**2006-07
24-8, 16-4 OVC (First)**

N11	at Tulsa	L, 54-67
N14	Central Arkansas	W, 64-60
N17	Florida State	L, 50-64
N21	Harris-Stowe	W, 101-78
D2	at Baylor	L, 47-81
D7	at Tennessee State*	W, 67-53
D9	at Tennessee Tech*	L, 58-59
D15	East Tennessee State	W, 73-68
D17	Jacksonville State*	W, 90-83
D19	Samford*	W, 70-66 ^{OT}
D22	at Buffalo	W, 61-50



The 2006-07 Redhawks were the first Southeast team to win the OVC regular season and Tournament titles in the same year.

D28	Martin Methodist	W, 93-53
J2	at Eastern Kentucky*	W, 64-62
J4	Eastern Illinois*	W, 77-60
J8	at Murray State*	W, 67-61
J13	at Austin Peay*	L, 60-75
J18	Tennessee State*	W, 64-46
J20	Tennessee Tech*	W, 77-52
J24	at Morehead State*	L, 58-68
J27	Murray State*	W, 66-63 ^{OT}
J29	Austin Peay*	W, 67-56
F3	at UT Martin*	L, 54-63
F8	Morehead State*	W, 84-70
F10	Eastern Kentucky*	W, 73-72
F14	at Eastern Illinois*	W, 63-42
F17	UT Martin*	W, 58-52
F22	at Samford*	W, 66-58
F24	at Jacksonville State*	W, 85-50
OVC Tournament		
F28	vs. Austin Peay	W, 58-54
M2	vs. Samford	W, 57-51
M3	vs. Murray State	W, 62-60
NCAA Tournament		
M17	Oklahoma	L, 60-74
* = Ohio Valley Conference Game		

**2007-08
23-9, 17-3 OVC (First)**

N10	Tulsa	W, 67-45
N13	Henderson State	W, 59-58
N17	at Central Arkansas	W, 91-60
N20	Cumberland	W, 73-57
N23	vs. Texas State	L, 47-80
N24	vs. Northern Colorado	L, 49-60
N29	Baylor	L, 51-81
D2	at Purdue	L, 41-51
D6	Tennessee State*	L, 49-61
D8	Tennessee Tech*	W, 66-60
D18	at Samford*	W, 69-60
D20	at Jacksonville State*	W, 83-71
D29	Buffalo	W, 67-45

J5	at Eastern Illinois*	W, 55-51
J7	Murray State*	L, 68-71
J12	at Austin Peay*	W, 70-54
J17	at Tennessee State*	W, 70-51
J19	at Tennessee Tech*	W, 49-39
J24	Morehead State*	W, 66-58
J26	at Murray State*	W, 81-74
F2	UT Martin*	W, 58-51 ^{OT}
F7	at Morehead State*	W, 50-48
F9	at Eastern Kentucky*	W, 72-67
F14	Eastern Illinois*	W, 46-41
F16	at UT Martin*	W, 53-43
F20	Austin Peay*	W, 67-47
F23	Eastern Kentucky*	W, 68-52
F28	Samford*	L, 50-73
M1	Jacksonville State*	W, 85-42

OVC Tournament		
M4	Jacksonville State	W, 67-45
M7	vs. Eastern Illinois	L, 40-52
WNIT		
M20	at Evansville	L, 58-60
* = Ohio Valley Conference Game		

**2008-09
15-15, 10-8 OVC (t-Fifth)**

N14	Missouri State	W, 67-64
N18	Central Arkansas	W, 60-41
N21	Ark Little Rock	W, 57-45
N25	at Florida State	L, 31-62
N28	Indiana State	L, 72-75
D4	Austin Peay*	L, 50-61
D6	Tennessee State*	L, 55-59
D10	Bethel College	W, 73-54
D13	at Southern Miss	L, 47-64
D20	vs. Providence \$	L, 59-67
D21	vs. Alabama State \$	L, 53-60
D29	at Missouri	L, 31-60
J3	at Tennessee Tech*	W, 56-41
J5	at Jacksonville State*	W, 82-60
J10	Eastern Illinois*	W, 58-51
J15	Morehead State*	L, 68-74
J17	Eastern Kentucky*	W, 71-54
J22	at UT Martin*	W, 62-54
J24	at Murray State*	L, 65-80
J29	Jacksonville State*	W, 57-37
J31	Tennessee Tech*	W, 61-55
F4	Harris-Stowe	W, 73-45
F7	at Eastern Illinois*	L, 53-73
F12	at Eastern Kentucky*	W, 66-56
F14	at Morehead State*	L, 54-55
F19	Murray State*	W, 69-51
F21	UT Martin*	W, 58-39
F26	at Tennessee State*	L, 54-70
F28	at Austin Peay*	L, 74-80 ^{OT}

OVC Tournament		
M3	at Tennessee State	L, 66-77
* = Ohio Valley Conference Game		
\$ = Tulane DoubleTree Classic		

**2009-10
7-21, 4-14 OVC (10th)**

N13	UMSL	W, 66-53
N16	Southern Miss	W, 73-63
N21	at Missouri State	L, 46-72
N24	at Indiana State	L, 28-72
N29	Green Bay	L, 50-88
D3	at Austin Peay*	L, 63-76
D5	at Tennessee State*	L, 50-54
D9	Bethel College	W, 73-60
D12	UT Arlington	L, 54-66
D19	at Central Arkansas	L, 64-72
D28	at Ark Little Rock	L, 55-87
J2	Tennessee Tech*	W, 61-56
J4	Jacksonville State*	W, 56-53



SOUTHEAST MISSOURI REDHAWKS

J9	at Eastern Illinois*	L, 39-67
J14	at Morehead State*	L, 37-75
J16	at Eastern Kentucky*	W, 43-41
J21	UT Martin*	L, 46-49
J23	Murray State*	L, 72-90
J28	at Jacksonville State*	W, 52-47
J30	at Tennessee Tech*	L, 56-59
F2	SIU Edwardsville	L, 57-59
F6	Eastern Illinois*	L, 41-71
F11	Eastern Kentucky*	L, 45-50
F13	Morehead State*	L, 50-65
F18	at Murray State*	L, 52-61
F20	at UT Martin*	L, 43-65
F25	Tennessee State*	L, 53-76
F27	Austin Peay*	L, 60-77

* = Ohio Valley Conference Game

2010-11

8-21, 4-14 OVC (10th)

N12	vs. Sam Houston \$	L, 51-60
N13	vs. Jackson State \$	W, 55-37
N17	Northern Iowa	L, 57-70
N19	at Louisville	L, 43-97
N23	Maryville (St. Louis)	W, 61-48
N27	at UT Arlington	L, 40-54
D2	Austin Peay*	L, 57-65
D4	Tennessee State*	W, 51-46
D7	Western Michigan	W, 60-56
D10	at Green Bay	L, 40-74
D19	at Jacksonville State*	L, 48-62
D21	at Tennessee Tech*	L, 48-62
D30	Lindenwood Belleville	W, 77-46
J2	at Notre Dame	L, 21-97
J8	Eastern Illinois*	L, 43-68
J13	Morehead State*	L, 69-85
J15	Eastern Kentucky*	W, 74-58
J19	at UT Martin*	L, 62-92
J22	at Murray State*	W, 48-44
J27	Jacksonville State*	L, 49-51
J29	Tennessee Tech*	L, 59-69
F5	at Eastern Illinois*	L, 49-74
F10	at Eastern Kentucky*	W, 64-57
F12	at Morehead State*	L, 40-89
F17	Murray State*	L, 34-54
F19	UT Martin*	L, 55-85
F21	at SIU Edwardsville	L, 51-60
F24	at Tennessee State*	L, 35-58
F26	at Austin Peay*	L, 51-71

* = Ohio Valley Conference Game
\$ = Inn at Ole Miss Classic

2011-12

7-22, 4-12 OVC (10th)

N11	at NC State	L, 29-66
N13	at Saint Louis	L, 45-54
N15	at UIC	L, 54-69
N21	Ole Miss	L, 43-51
N25	at UAB !	L, 41-64
N26	vs. Samford !	L, 58-63
N29	Arkansas State	W, 56-52
D1	at Northern Iowa	L, 42-62
D3	Lindenwood	W, 66-56
D10	at Western Michigan	L, 34-67
D18	vs. Central Michigan @	L, 59-100
D19	at Wright State @	L, 53-74
D20	vs. Longwood @	W, 56-52
D28	Morehead State*	L, 57-61
D31	Murray State*	L, 75-80
J2	Jacksonville State*	W, 66-48
J7	at Eastern Kentucky*	L, 37-52
J14	Eastern Illinois*	L, 46-73
J16	SIU Edwardsville*	L, 43-58
J21	at Tennessee Tech*	L, 57-60 ^{OT}
J28	at UT Martin*	L, 47-88
J30	Austin Peay*	W, 69-60
F1	at Eastern Illinois*	L, 48-74
F4	Tennessee State*	W, 50-39
F11	at Murray State*	L, 62-63
F13	at SIU Edwardsville*	L, 48-63
F18	UT Martin*	L, 44-77
F23	at Jacksonville State*	W, 54-47
F25	at Austin Peay*	L, 84-88

* = Ohio Valley Conference Game
! = UAB Thanksgiving Classic
@ = Wright State Holiday Invitational

2012-13

11-18, 5-11 OVC (t-9th/5th West)

N9	Wright State	W, 78-66
N12	at UMKC	L, 64-69
N14	at Kansas	L, 58-68
N19	at Arkansas State	W, 52-51
N23	at Houston!	L, 44-61
N24	vs. UT-Pan American!	W, 55-54
N29	at Missouri	L, 51-80
D1	UIC	W, 67-62
D5	at Southern Illinois	L, 57-58
D8	Western Illinois	W, 56-47
D16	at Western Kentucky	L, 46-60
D21	Missouri State	L, 55-69
D31	at Belmont*	L, 58-71
J5	Austin Peay*	W, 71-57
J7	Murray State*	W, 70-58
J9	Saint Louis*	W, 59-52
J14	at Tennessee State*	L, 58-68
J16	UT Martin*	L, 71-82
J21	Morehead State*	L, 64-70
J26	at Eastern Illinois*	L, 62-82
J28	at SIU Edwardsville*	L, 65-78
F2	Eastern Kentucky*	L, 49-53
F4	at Austin Peay*	W, 69-51
F9	Eastern Illinois*	L, 46-64
F11	SIU Edwardsville*	W, 67-62
F16	at UT Martin*	L, 61-75
F23	at Jacksonville State*	L, 57-60
F25	Tennessee Tech*	L, 51-64
M2	at Murray State*	W, 61-58

* = Ohio Valley Conference Game
! = David Jones Classic

2013-14

10-19, 6-10 OVC (t-9th/t-4th West)

N8	at Alabama A&M	W, 76-64
N11	Bradley	L, 68-72
N14	Kansas City	W, 76-74
N19	Western Kentucky	L, 75-90
N21	at Missouri	L, 57-62
N23	at Wichita State	L, 46-67
N29	vs. Arkansas ^	L, 37-88
N30	vs. New Mexico ^	L, 55-73
D4	Southern Illinois	W, 72-50
D7	at Western Illinois	L, 58-79
D10	at Saint Louis	L, 34-52
D12	Illinois-Springfield	W, 72-56
D21	at Missouri State	L, 66-77
D31	Belmont*	L, 74-81
J4	at Austin Peay*	W, 75-64
J11	Tennessee State*	L, 67-75
J13	at UT Martin*	L, 71-100
J20	at Morehead State*	L, 59-62
J25	Eastern Illinois*	W, 66-49
J27	SIU Edwardsville*	W, 79-71
F1	at Eastern Kentucky*	L, 56-75
F3	Austin Peay*	L, 74-87
F8	at Eastern Illinois*	L, 48-53
F10	at SIU Edwardsville*	W, 69-60
F15	UT Martin*	L, 70-102
F19	at Murray State*	L, 55-66
F22	Jacksonville State*	W, 59-48
F24	at Tennessee Tech*	L, 61-63
M1	Murray State*	W, 65-57

* = Ohio Valley Conference Game
^ = New Mexico Tournament



Ty Margenthaler was named the seventh head coach in the history of the Southeast Missouri women's basketball program prior to the 2011-12 season.



Ty Margenthaler
28-59 (.322) - 3 Seasons

Team	W-L	Idaho	1st Meeting		
Abilene Christian	1-0	Illinois College	1-0	New Mexico	0-1
Alabama A&M	1-0	Illinois-Springfield	1-0	New Mexico State.....	0-1
Alabama State	1-0	Indiana State	0-5	Nicholls State.....	1-0
Alaska-Anchorage	1-0	Indianapolis	1-0	Norfolk State.....	1-0
Alcorn State	3-1	IPFW.....	1-1	North Carolina Central.....	1-0
Arkansas.....	0-1	Jackson State	1-0	North Carolina State.....	0-2
Arkansas-Little Rock.....	2-2	Jacksonville State	12-4	North Central College.....	0-1
Arkansas State	5-4	Johnson C. Smith	1-0	North Dakota State.....	0-2
Augustana	1-0	Kansas.....	0-1	Northeastern Illinois.....	3-0
Austin Peay	21-26	Kansas City	5-3	Northern Colorado.....	0-1
Baylor	0-2	Kansas State	0-1	Northern Kentucky.....	0-1
Belleville Area	0-1	Kentucky Wesleyan	5-1	Northern Illinois.....	1-2
Belmont	3-4	Langston.....	0-1	Northern Iowa.....	0-3
Bethel University.....	2-0	Lincoln	18-7	Northwest Missouri.....	19-10
Bowling Green	0-1	Lindenwood	1-0	Northwest Tennessee.....	0-1
Bradley	0-1	Lindenwood-Belleville.....	1-0	Notre Dame	0-1
Buffalo	2-0	Lipscomb	3-3	Oklahoma	0-4
BYU	0-1	Longwood.....	1-0	Oakland City	8-0
Cal Poly-Pomona.....	1-0	Louisiana-Monroe.....	1-1	Oral Roberts	7-1
Carthage.....	2-0	Louisiana Tech.....	0-1	Pittsburg State	5-0
Central Arkansas	3-2	Louisville.....	0-1	Prairie View A&M.....	1-0
Central Methodist	1-0	Lyon.....	1-0	Providence.....	0-1
Central Michigan.....	0-1	MacMurray.....	1-0	Purdue.....	0-1
Central Missouri.....	7-27	Martin Methodist.....	1-0	Quincy	5-0
Chicago State	4-0	Maryville	1-0	Quinnipiac.....	1-0
Christian Brothers.....	5-6	McKendree	5-0	Rust College	1-1
Cleveland State	2-0	Mankato State	1-0	St. Cloud State	1-0
Colorado Christian.....	1-0	Memphis	0-2	St. Francis	0-1
Colorado College	1-0	Meramec CC.	4-5	St. Mary's (Texas).....	1-0
Cumberland.....	1-0	Metropolitan State	1-0	Saint Louis	8-10
Danville Area College	1-0	Middle Tennessee State	4-16	Samford	10-4
Delta State.....	3-1	Millikin.....	2-0	Southeastern Louisiana.....	1-0
Detroit	1st Meeting	Mississippi	0-2	Southern Illinois	7-24
Eastern Illinois	19-18	Mississippi State.....	0-1	SIU Edwardsville	21-12
Eastern Kentucky	13-29	Mississippi Valley State	2-1	Southern Arkansas	1-0
East Tennessee State.....	1-2	Missouri	1-15	Southern Indiana	6-1
Eastern Washington	0-1	Missouri Baptist	8-0	Southern Mississippi.....	1-1
Elmhurst	1-0	Missouri-Rolla.....	23-8	Southern University	0-1
Evangel.....	1-1	Missouri-St. Louis.....	27-5	Southwest Baptist.....	11-0
Evansville	4-3	Missouri Southern.....	6-0	Southwestern	2-0
Florida International.....	2-0	Missouri State	2-12	Stanford	0-1
Florida State	0-2	Missouri Western.....	2-0	Stetson	1-0
Forest Park CC.....	4-3	Montana.....	0-1	Sul Ross State	1-0
Gardner-Webb.....	1-0	Moorhead State (Minn.).....	1-0	Tabor College	1-0
Greenville College	0-1	Morehead State	22-15	Tarleton State	1-0
Harris-Stowe	2-0	Morningside	2-0	Tennessee-Chatanooga	1-0
Hawai'i.....	0-1	Murray State	29-23	Tennessee State	20-20
Henderson State.....	3-0	National College of Education	2-0	Tennessee Tech	14-31
Houston	0-1	Nebraska-Omaha	2-0	Texas A&M-Corpus Christi.....	0-1
Howard Payne	1-0	Nevada	0-1	Texas Arlington	0-2
				Texas-El Paso.....	0-1
				Texas-Pan American.....	4-1
				Texas Southern.....	1-0
				Texas State.....	0-1
				Texas Tech.....	0-1
				Troy	0-2
				Truman State	14-4
				Tulane.....	0-1
				Tulsa	3-2
				UAB	0-1
				UIC	3-3
				UNLV	0-1
				Utah.....	0-1
				UT Martin	29-30
				Union	1-3
				Washburn	3-2
				Washington State	0-1
				Washington University (Mo.).....	1-0
				West Texas State.....	1-2
				West Virginia Tech.....	1-0
				Western Illinois	5-3
				Western Kentucky	0-2
				Western Michigan.....	1-1
				Wichita State	0-1
				William Baptist.....	1-0
				William Woods	2-7
				Wisconsin-Green Bay.....	0-2
				Wisconsin-Milwaukee.....	2-4
				Wright State.....	2-1

2014-15 Opponents in **Bold**



SOUTHEAST MISSOURI REDHAWKS

Austin Peay 21-26 (21-25 DI)

(H: 11-11, A: 10-13, N: 0-2)

Date	Location	Result
Jan. 4, 1989	Clarksville, Tenn.	W, 72-58
Jan. 4, 1992	Cape Girardeau, Mo.	W, 79-72
Feb. 1, 1992	Clarksville, Tenn.	W, 69-68
Jan. 11, 1993	Clarksville, Tenn.	W, 70-63
Feb. 22, 1993	Cape Girardeau, Mo.	W, 77-45
Jan. 31, 1994	Clarksville, Tenn.	W, 76-66
Feb. 28, 1994	Cape Girardeau, Mo.	L, 69-78
Jan. 30, 1995	Cape Girardeau, Mo.	W, 88-86
Feb. 27, 1995	Clarksville, Tenn.	L, 73-82
Jan. 15, 1996	Clarksville, Tenn.	L, 60-81
Feb. 10, 1996	Cape Girardeau, Mo.	L, 50-64
Jan. 4, 1997	Clarksville, Tenn.	L, 58-86
Feb. 3, 1997	Cape Girardeau, Mo.	L, 60-77
Dec. 6, 1997	Cape Girardeau, Mo.	W, 77-76
Feb. 4, 1998	Clarksville, Tenn.	L, 58-69
Dec. 12, 1998	Clarksville, Tenn.	W, 69-55
Jan. 12, 1999	Cape Girardeau, Mo.	W, 76-56
Jan. 8, 2000	Cape Girardeau, Mo.	W, 74-72
Feb. 5, 2000	Clarksville, Tenn.	L, 71-95
Jan. 6, 2001	Clarksville, Tenn.	W, 87-80
Feb. 1, 2001	Cape Girardeau, Mo.	L, 66-67
Jan. 26, 2002	Cape Girardeau, Mo.	L, 73-77
Feb. 23, 2002	Clarksville, Tenn.	W, 80-68
Feb. 26, 2002	Clarksville, Tenn.	L, 67-76
Jan. 25, 2003	Clarksville, Tenn.	L, 45-58*
Feb. 22, 2003	Cape Girardeau, Mo.	L, 78-80
Mar. 8, 2003	Nashville, Tenn.	L, 61-85
Jan. 8, 2004	Cape Girardeau, Mo.	L, 54-64
Jan. 24, 2004	Clarksville, Tenn.	L, 65-68
Mar. 5, 2004	Nashville, Tenn.	L, 55-72*
Jan. 13, 2007	Clarksville, Tenn.	L, 60-75
Jan. 29, 2007	Cape Girardeau, Mo.	W, 67-56
Feb. 28, 2007	Cape Girardeau, Mo.	W, 58-54*
Jan. 12, 2008	Clarksville, Tenn.	W, 70-54
Feb. 20, 2008	Cape Girardeau, Mo.	W, 67-47
Dec. 4, 2008	Cape Girardeau, Mo.	L, 50-61
Feb. 28, 2009	Clarksville, Tenn.	L, 74-80 ^{OT}
Dec. 3, 2009	Clarksville, Tenn.	L, 63-76
Feb. 27, 2010	Cape Girardeau, Mo.	L, 60-77
Dec. 2, 2010	Cape Girardeau, Mo.	L, 57-65
Feb. 26, 2011	Clarksville, Tenn.	L, 51-71
Jan. 30, 2012	Cape Girardeau, Mo.	W, 69-60
Feb. 25, 2012	Clarksville, Tenn.	L, 84-88
Jan. 5, 2013	Cape Girardeau, Mo.	W, 71-57
Feb. 4, 2013	Clarksville, Tenn.	W, 69-51
Jan. 4, 2014	Clarksville, Tenn.	W, 75-64
Feb. 3, 2014	Cape Girardeau, Mo.	L, 74-87

Belmont 3-4

(H: 2-2, A: 1-2)

Date	Location	Result
Nov. 27, 1981	Cape Girardeau, Mo.	L, 65-66
Feb. 11, 1998	Cape Girardeau, Mo.	W, 63-61
Jan. 21, 1999	Nashville, Tenn.	L, 57-70
Feb. 16, 2000	Cape Girardeau, Mo.	W, 87-72
Dec. 9, 2000	Nashville, Tenn.	W, 81-72
Dec. 31, 2012	Nashville, Tenn.	L, 58-71
Dec. 31, 2013	Cape Girardeau, Mo.	L, 74-81

Bradley 0-1

(H: 0-1, A: N/A)

Date	Location	Result
Nov. 11, 2013	Cape Girardeau, Mo.	L, 68-72

Eastern Illinois 19-18 (19-16 D1)

(H: 11-7, A: 8-9, N: 0-2)

Date	Location	Result
Nov. 24, 1978	Fulton, Mo.	L, 50-56
Jan. 22, 1982	Charleston, Ill.	L, 66-81
Jan. 25, 1997	Cape Girardeau, Mo.	L, 70-77
Feb. 22, 1997	Charleston, Ill.	L, 54-89
Jan. 24, 1998	Cape Girardeau, Mo.	W, 48-41
Feb. 21, 1998	Charleston, Ill.	L, 54-72
Jan. 23, 1999	Charleston, Ill.	W, 75-64
Feb. 20, 1999	Cape Girardeau, Mo.	W, 101-86
Jan. 22, 2000	Cape Girardeau, Mo.	W, 83-70
Feb. 19, 2000	Charleston, Ill.	W, 89-75
Jan. 20, 2001	Charleston, Ill.	W, 77-71
Feb. 17, 2001	Cape Girardeau, Mo.	L, 47-70
Jan. 5, 2002	Charleston, Ill.	W, 77-68
Feb. 18, 2002	Cape Girardeau, Mo.	W, 79-51
Jan. 4, 2003	Cape Girardeau, Mo.	W, 74-59
Jan. 30, 2003	Charleston, Ill.	W, 82-64
Mar. 4, 2003	Cape Girardeau, Mo.	W, 79-76*
Jan. 13, 2004	Charleston, Ill.	W, 79-66
Feb. 10, 2004	Cape Girardeau, Mo.	W, 77-76
Jan. 5, 2006	Cape Girardeau, Mo.	L, 61-70
Jan. 4, 2007	Cape Girardeau, Mo.	W, 77-60
Feb. 14, 2007	Charleston, Ill.	W, 63-42
Jan. 5, 2008	Charleston, Ill.	W, 55-51
Feb. 14, 2008	Cape Girardeau, Mo.	W, 46-41
Mar. 7, 2008	Nashville, Tenn.	L, 40-52*
Jan. 10, 2009	Cape Girardeau, Mo.	W, 58-51
Feb. 7, 2009	Charleston, Ill.	L, 53-73
Jan. 9, 2010	Cape Girardeau, Mo.	L, 39-67
Feb. 6, 2010	Charleston, Ill.	L, 41-71
Jan. 8, 2011	Cape Girardeau, Mo.	L, 43-68
Feb. 5, 2011	Charleston, Ill.	L, 49-74

Jan. 14, 2012	Cape Girardeau, Mo.	L, 46-73
Feb. 1, 2012	Charleston, Ill.	L, 48-74
Jan. 26, 2013	Charleston, Ill.	L, 62-82
Feb. 9, 2013	Cape Girardeau, Mo.	L, 46-64
Jan. 25, 2014	Cape Girardeau, Mo.	W, 66-49
Feb. 8, 2014	Charleston, Ill.	L, 48-53

Eastern Kentucky 13-29 (13-28 DI)

(H: 8-11, A: 5-17, N: 0-1)

Date	Location	Result
Dec. 1, 1984	Richmond, Ky.	L, 64-70
Jan. 20, 1992	Cape Girardeau, Mo.	L, 57-79
Feb. 15, 1992	Richmond, Ky.	L, 59-78
Jan. 25, 1993	Cape Girardeau, Mo.	L, 60-66
Feb. 15, 1993	Richmond, Ky.	L, 58-65
Jan. 8, 1994	Richmond, Ky.	L, 58-74
Feb. 7, 1994	Cape Girardeau, Mo.	L, 67-83
Jan. 7, 1995	Cape Girardeau, Mo.	L, 79-86
Feb. 5, 1995	Richmond, Ky.	L, 71-78
Jan. 6, 1996	Richmond, Ky.	L, 73-79
Feb. 5, 1996	Cape Girardeau, Mo.	W, 90-82
Jan. 11, 1997	Cape Girardeau, Mo.	L, 55-71
Feb. 9, 1997	Richmond, Ky.	L, 44-81
Jan. 5, 1998	Richmond, Ky.	L, 58-97
Jan. 31, 1998	Cape Girardeau, Mo.	L, 77-86
Feb. 24, 1998	Richmond, Ky.	L, 75-92
Jan. 2, 1999	Cape Girardeau, Mo.	W, 101-93 ^{2OT}
Jan. 25, 1999	Richmond, Ky.	L, 61-62
Jan. 29, 2000	Cape Girardeau, Mo.	W, 87-66
Feb. 26, 2000	Richmond, Ky.	L, 86-91 ^{OT}
Jan. 29, 2001	Richmond, Ky.	L, 82-89
Feb. 22, 2001	Cape Girardeau, Mo.	L, 82-91
Jan. 10, 2002	Cape Girardeau, Mo.	L, 67-94
Feb. 9, 2002	Richmond, Ky.	L, 73-82
Jan. 13, 2003	Richmond, Ky.	L, 77-88
Feb. 8, 2003	Cape Girardeau, Mo.	L, 75-81
Feb. 19, 2004	Cape Girardeau, Mo.	W, 88-78
Feb. 17, 2005	Richmond, Ky.	L, 62-66
Mar. 5, 2005	Nashville, Tenn.	L, 73-84 ^{2OT}
Jan. 2, 2007	Richmond, Ky.	W, 64-62
Feb. 10, 2007	Cape Girardeau, Mo.	W, 73-72
Feb. 9, 2008	Richmond, Ky.	W, 72-67
Feb. 23, 2008	Cape Girardeau, Mo.	W, 68-52
Jan. 17, 2009	Cape Girardeau, Mo.	W, 71-54
Feb. 12, 2009	Richmond, Ky.	W, 66-56
Jan. 16, 2010	Richmond, Ky.	W, 43-41
Feb. 11, 2010	Cape Girardeau, Mo.	L, 45-50
Jan. 15, 2011	Cape Girardeau, Mo.	W, 74-58
Feb. 10, 2011	Richmond, Ky.	W, 64-57
Jan. 7, 2012	Richmond, Ky.	L, 37-52
Feb. 2, 2013	Cape Girardeau, Mo.	L, 49-53
Feb. 1, 2014	Richmond, Ky.	L, 56-75

Illinois-Springfield 1-0

(H: 1-0, A: N/A)

Date	Location	Result
Dec. 12, 2013	Cape Girardeau, Mo.	W, 72-56

Jacksonville State 12-4

(H: 7-1, A: 5-3, N: 0-0)

Date	Location	Result
Jan. 29, 2004	Jacksonville, Ala.	L, 83-95
Dec. 17, 2007	Cape Girardeau, Mo.	W, 90-83
Feb. 24, 2007	Jacksonville, Ala.	W, 85-50
Dec. 20, 2008	Jacksonville, Ala.	W, 83-71
Mar. 1, 2008	Cape Girardeau, Mo.	W, 85-42
Mar. 4, 2008	Cape Girardeau, Mo.	W, 67-45
Jan. 5, 2009	Jacksonville, Ala.	W, 82-60
Jan. 29, 2009	Cape Girardeau, Mo.	W, 57-37
Jan. 4, 2010	Cape Girardeau, Mo.	W, 56-53
Jan. 28, 2010	Jacksonville, Ala.	W, 52-47
Dec. 19, 2011	Jacksonville, Ala.	L, 48-62
Jan. 27, 2011	Cape Girardeau, Mo.	L, 49-51
Jan. 2, 2012	Cape Girardeau, Mo.	W, 66-48
Feb. 23, 2012	Jacksonville, Ala.	W, 54-47
Feb. 23, 2013	Jacksonville, Ala.	L, 57-60
Feb. 22, 2014	Cape Girardeau, Mo.	W, 59-48

Kansas City 5-3

(H: 3-1, A: 2-2)

Date	Location	Result
Dec. 3, 1991	Kansas City, Mo.	L, 51-70
Feb. 6, 1993	Cape Girardeau, Mo.	L, 50-75
Feb. 21, 1994	Kansas City, Mo.	W, 84-64
Nov. 28, 1994	Cape Girardeau, Mo.	W, 63-58
Nov. 23, 1999	Cape Girardeau, Mo.	W, 70-71 ^A
Nov. 21, 2000	Kansas City, Mo.	W, 65-48
Nov. 12, 2012	Kansas City, Mo.	L, 64-69
Nov. 14, 2013	Cape Girardeau, Mo.	W, 76-74

^AUMKC forfeit due to using ineligible players.

Missouri 1-15 (1-11 DI)

(H: 1-4, A: 0-10, N: 0-1)

Date	Location	Result
1975-76	Columbia, Mo.	L, 44-95
1976-77	Cape Girardeau, Mo.	L, 39-97
1976-77	Columbia, Mo.	L, 55-89
Nov. 28, 1978	Columbia, Mo.	L, 36-101
Nov. 22, 1991	Cape Girardeau, Mo.	L, 57-68
Dec. 31, 1991	Columbia, Mo.	L, 50-58
Dec. 11, 1993	Columbia, Mo.	L, 60-89

Dec. 7, 1994	Cape Girardeau, Mo.	L, 58-69
Dec. 9, 1995	Columbia, Mo.	L, 62-75
Dec. 2, 1996	Cape Girardeau, Mo.	L, 65-103
Nov. 20, 1997	Columbia, Mo.	L, 53-76
Nov. 24, 1998	Cape Girardeau, Mo.	W, 90-71
Dec. 1, 2001	Edinburg, Texas	L, 62-80
Dec. 29, 2008	Columbia, Mo.	L, 31-60
Nov. 29, 2012	Columbia, Mo.	L, 51-80
Nov. 21, 2013	Columbia, Mo.	L, 57-62

Morehead State 22-16

(H: 14-6, A: 8-10)

Date	Location	Result
Jan. 18, 1992	Cape Girardeau, Mo.	W, 85-84
Feb. 17, 1992	Morehead, Ky.	W, 70-69
Jan. 23, 1993	Cape Girardeau, Mo.	W, 80-75
Feb. 13, 1993	Morehead, Ky.	W, 74-62
Jan. 10, 1994	Morehead, Ky.	L, 73-80
Feb. 5, 1994	Cape Girardeau, Mo.	W, 72-54
Jan. 9, 1995	Cape Girardeau, Mo.	W, 81-78
Feb. 4, 1995	Morehead, Ky.	W, 87-69
Jan. 8, 1996	Morehead, Ky.	L, 83-95
Feb. 3, 1996	Cape Girardeau, Mo.	W, 84-79
Jan. 13, 1997	Cape Girardeau, Mo.	W, 75-72
Feb. 8, 1997	Morehead, Ky.	L, 68-83
Jan. 3, 1998	Morehead, Ky.	L, 95-98 ^{OT}
Feb. 2, 1998	Cape Girardeau, Mo.	W, 82-74 ^{OT}
Jan. 4, 1999	Cape Girardeau, Mo.	W, 65-58
Jan. 30, 1999	Morehead, Ky.	W, 104-70
Jan. 27, 2000	Cape Girardeau, Mo.	W, 85-62
Feb. 24, 2000	Morehead, Ky.	W, 82-76
Jan. 27, 2001	Morehead, Ky.	W, 67-66
Feb. 24, 2001	Cape Girardeau, Mo.	W, 81-61
Jan. 12, 2002	Cape Girardeau, Mo.	L, 70-79
Feb. 7, 2002	Morehead, Ky.	L, 72-79
Jan. 11, 2003	Morehead, Ky.	W, 83-63
Feb. 10, 2003	Cape Girardeau, Mo.	W, 78-64
Feb. 21, 2004	Cape Girardeau, Mo.	W, 88-62
Jan. 24, 2007	Morehead, Ky.	L, 58-68
Feb. 8, 2007	Cape Girardeau, Mo.	W, 84-70
Jan. 24, 2008	Cape Girardeau, Mo.	W, 66-58
Feb. 7, 2008	Morehead, Ky.	W, 50-48
Jan. 15, 2009	Cape Girardeau, Mo.	L, 68-74
Feb. 14, 2009	Morehead, Ky.	L, 54-55
Jan. 14, 2010	Morehead, Ky.	L, 37-75
Feb. 13, 2010	Cape Girardeau, Mo.	L, 50-65
Jan. 13, 2011	Cape Girardeau, Mo.	L, 69-85
Feb. 12, 2011	Morehead, Ky.	L, 40-89
Dec. 28, 2011	Cape Girardeau, Mo.	L, 57-61
Jan. 21, 2013	Cape Girardeau, Mo.	L, 64-70
Jan. 20, 2014	Morehead, Ky.	L, 59-62

Murray State 28-24 (27-19 DI)

(H: 17-10, A: 10-14, N: 1-0)

Date	Location	Result
1976-77	Murray, Ky.	L, 47-105
1976-77	Cape Girardeau, Mo.	L, 38-63
Dec. 4, 1984	Murray, Ky.	L, 64-74
Jan. 16, 1985	Cape Girardeau, Mo.	L, 64-66
Nov. 28, 1989	Murray, Ky.	L, 68-72
Nov. 26, 1990	Cape Girardeau, Mo.	W, 76-56
Jan. 13, 1992	Murray, Ky.	W, 74-73
Feb. 22, 1992	Cape Girardeau, Mo.	W, 78-60
Jan. 16, 1993	Cape Girardeau, Mo.	W, 70-67
Feb. 8, 1993	Murray, Ky.	W, 86-72
Feb. 2, 1994	Murray, Ky.	W, 70-61
Feb. 19, 1994	Cape Girardeau, Mo.	W, 83-65
Feb. 1, 1995	Cape Girardeau, Mo.	L, 77-80
Feb. 18, 1995	Murray, Ky.	L, 64-65
Feb. 1, 1996	Murray, Ky.	L, 61-76
Feb. 22, 1996	Cape Girardeau, Mo.	W, 77-69
Mar. 2, 1996	Cape Girardeau, Mo.	L, 56-73
Jan. 23, 1997	Murray, Ky.	L, 50-52
Feb. 6, 1997	Cape Girardeau, Mo.	W, 66-62
Jan. 17, 1998	Murray, Ky.	W, 74-65
Feb. 14, 1998	Cape Girardeau, Mo.	L, 65-66
Jan. 14, 1999	Cape Girardeau, Mo.	W, 78-59
Feb. 11, 1999	Murray, Ky.	L, 63-64
Feb. 23, 1999	Cape Girardeau, Mo.	W, 66-60*
Jan. 15, 2000	Murray, Ky.	L, 49-54
Feb. 12, 2000	Cape Girardeau, Mo.	L, 55-66
Jan. 11, 2001	Cape Girardeau, Mo.	W, 74-66
Feb. 8, 2001	Murray, Ky.	L, 61-62
Jan. 19, 2002	Murray, Ky.	W, 64-59
Feb. 16, 2002	Cape Girardeau, Mo.	W, 72-64
Jan. 18, 2003	Cape Girardeau, Mo.	W, 82-69
Feb. 15, 2003	Murray, Ky.	W, 62-53
Feb. 7, 2004	Cape Girardeau, Mo.	W, 74-60
Feb. 26, 2004	Murray, Ky.	L, 59-64
Mar. 2, 2004	Cape Girardeau, Mo.	W, 76-51*
Jan. 8, 2007	Murray, Ky.	W, 67-61
Jan. 27, 2007	Cape Girardeau, Mo.	W, 66-63 ^{2OT}
Mar. 3, 2007	Nashville, Tenn.	W, 62-60*
Jan. 7, 2008	Cape Girardeau, Mo.	L, 68-71
Jan. 26, 2008	Murray, Ky.	W, 81-74
Jan. 24, 2009	Murray, Ky.	L, 65-80
Feb. 19, 2009	Cape Girardeau, Mo.	W, 69-51
Jan. 23, 2010	Cape Girardeau, Mo.	L, 72-90
Feb. 18, 2010	Murray, Ky.	L, 52-61
Jan. 22, 2011	Murray, Ky.	W, 48-44
Feb. 17, 2011	Cape Girardeau, Mo.	L, 34-54
Dec. 31, 2011	Cape Girardeau, Mo.	L, 75-80
Feb. 11, 2012	Murray, Ky.	L, 62-63



SOUTHEAST MISSOURI REDHAWKS

Jan. 7, 2013 Cape Girardeau, Mo. W, 70-58
Mar. 2, 2013 Murray, Ky. W, 61-58
Feb. 19, 2014 Murray, Ky. L, 55-66
Mar. 1, 2014 Cape Girardeau, Mo. W, 65-57

Saint Louis 8-10 (6-4 DI)

(H: 5-4, A: 3-6)

<u>Date</u>	<u>Location</u>	<u>Result</u>
Nov. 18, 1977	St. Louis, Mo.	L, 58-67
Dec. 13, 1978	Cape Girardeau, Mo.	L, 54-66
Feb. 1, 1979	St. Louis, Mo.	L, 49-73
Nov. 16, 1979	St. Louis, Mo.	L, 57-79
Feb. 8, 1980	Cape Girardeau, Mo.	L, 61-78
Jan. 30, 1981	Cape Girardeau, Mo.	L, 54-71
Nov. 30, 1981	Cape Girardeau, Mo.	W, 69-63
Jan. 28, 1983	Cape Girardeau, Mo.	W, 77-45
Dec. 10, 1991	St. Louis, Mo.	W, 74-54
Dec. 30, 1992	St. Louis, Mo.	W, 64-51
Jan. 18, 1993	Cape Girardeau, Mo.	W, 58-52
Dec. 30, 1993	St. Louis, Mo.	W, 59-44
Jan. 13, 1994	Cape Girardeau, Mo.	L, 59-63
Dec. 3, 1994	St. Louis, Mo.	L, 54-64
Jan. 18, 1995	Cape Girardeau, Mo.	W, 89-69
Nov. 13, 2011	St. Louis, Mo.	L, 45-54
Jan. 9, 2013	Cape Girardeau, Mo.	W, 59-52
Dec. 10, 2013	St. Louis, Mo.	L, 34-52

SIU Edwardsville 21-12

(H: 13-4, A: 8-7, N: 0-1)

<u>Date</u>	<u>Location</u>	<u>Result</u>
Jan. 20, 1978	Edwardsville, Ill.	L, 58-67
Feb. 16, 1978	Cape Girardeau, Mo.	L, 53-59
Dec. 5, 1978	Cape Girardeau, Mo.	L, 61-62
1978-79	Edwardsville, Ill.	W, 53-50
Dec. 8, 1979	Cape Girardeau, Mo.	W, 77-53
Jan. 12, 1980	Edwardsville, Ill.	W, 59-57
Nov. 22, 1980	Cape Girardeau, Mo.	W, 99-76
Jan. 9, 1981	DeKalb, Ill.	L, 67-71
Nov. 21, 1981	Cape Girardeau, Mo.	W, 75-71
Jan. 7, 1983	Cape Girardeau, Mo.	W, 78-60
Dec. 10, 1983	Edwardsville, Ill.	W, 76-52
Dec. 14, 1984	Cape Girardeau, Mo.	W, 72-58
Feb. 18, 1985	Edwardsville, Ill.	W, 52-46
Dec. 4, 1985	Cape Girardeau, Mo.	W, 80-48
Feb. 5, 1986	Edwardsville, Ill.	W, 71-54
Nov. 22, 1986	Edwardsville, Ill.	W, 55-50
Jan. 19, 1987	Cape Girardeau, Mo.	W, 83-55
Nov. 25, 1987	Cape Girardeau, Mo.	W, 77-55
Jan. 25, 1988	Edwardsville, Ill.	L, 57-65
Dec. 9, 1988	Edwardsville, Ill.	L, 66-74
Jan. 30, 1989	Cape Girardeau, Mo.	W, 87-52

Jan. 8, 1990 Edwardsville, Ill. W, 91-72
Feb. 5, 1990 Cape Girardeau, Mo. W, 99-68
Dec. 4, 1990 Edwardsville, Ill. L, 57-58
Jan. 21, 1991 Cape Girardeau, Mo. W, 98-64
Feb. 2, 2010 Cape Girardeau, Mo. L, 57-59
Feb. 21, 2011 Edwardsville, Ill. L, 51-60
Jan. 16, 2012 Cape Girardeau, Mo. L, 43-58
Feb. 13, 2012 Edwardsville, Ill. L, 48-63
Jan. 28, 2013 Edwardsville, Ill. L, 65-78
Feb. 11, 2013 Cape Girardeau, Mo. W, 67-62
Jan. 27, 2014 Cape Girardeau, Mo. W, 79-71
Feb. 13, 2012 Edwardsville, Ill. W, 69-60

Southern Illinois* 4-7 (3-1 DI)

(H: 4-3, A: 0-4)

<u>Date</u>	<u>Location</u>	<u>Result</u>
Jan. 25, 1975	Carbondale, Ill.	L, 35-64
Feb. 19, 1975	Cape Girardeau, Mo.	L, 57-67
Jan. 22, 1976	Cape Girardeau, Mo.	L, 20-70
Dec. 7, 1977	Cape Girardeau, Mo.	W, 42-36
Feb. 21, 1978	Carbondale, Ill.	L, ^
Nov. 21, 1980	Carbondale, Ill.	L, 58-93
Dec. 6, 1981	Cape Girardeau, Mo.	L, 55-68
Nov. 24, 2001	Cape Girardeau, Mo.	W, 81-70
Nov. 21, 2003	Cape Girardeau, Mo.	W, 73-64
Dec. 5, 2012	Carbondale, Ill.	L, 57-58
Dec. 4, 2013	Cape Girardeau, Mo.	W, 72-50

*Records unavailable prior to 1975-76 season

^Results unavailable

Tennessee State 20-20

(H: 13-7, A: 7-12, N: 0-1)

<u>Date</u>	<u>Location</u>	<u>Result</u>
Jan. 27, 1992	Nashville, Tenn.	L, 44-50
Feb. 10, 1992	Cape Girardeau, Mo.	W, 70-48
Jan. 9, 1993	Nashville, Tenn.	L, 59-68
Feb. 20, 1993	Cape Girardeau, Mo.	L, 67-71
Jan. 22, 1994	Cape Girardeau, Mo.	W, 96-61
Jan. 29, 1994	Nashville, Tenn.	L, 59-68
Jan. 21, 1995	Cape Girardeau, Mo.	L, 51-88
Jan. 28, 1995	Nashville, Tenn.	L, 61-68
Jan. 20, 1996	Nashville, Tenn.	W, 69-48
Feb. 19, 1996	Cape Girardeau, Mo.	W, 71-68
Jan. 6, 1997	Cape Girardeau, Mo.	L, 54-82
Feb. 1, 1997	Nashville, Tenn.	L, 70-84
Dec. 8, 1997	Cape Girardeau, Mo.	W, 74-65
Jan. 14, 1998	Nashville, Tenn.	L, 39-73
Dec. 5, 1998	Cape Girardeau, Mo.	W, 63-48
Feb. 2, 1999	Nashville, Tenn.	W, 74-71
Jan. 6, 2000	Cape Girardeau, Mo.	W, 58-46

Feb. 3, 2000 Nashville, Tenn. L, 60-65
Jan. 4, 2001 Nashville, Tenn. W, 82-80
Feb. 3, 2001 Cape Girardeau, Mo. W, 95-84
Jan. 14, 2002 Cape Girardeau, Mo. W, 77-53
Jan. 31, 2002 Nashville, Tenn. L, 79-88^{20T}
Feb. 3, 2003 Cape Girardeau, Mo. W, 77-64
Mar. 1, 2003 Nashville, Tenn. W, 81-72
Jan. 15, 2004 Cape Girardeau, Mo. W, 102-45
Feb. 14, 2004 Nashville, Tenn. W, 87-58
Dec. 7, 2006 Nashville, Tenn. W, 67-53
Jan. 18, 2007 Cape Girardeau, Mo. W, 64-46
Dec. 6, 2007 Cape Girardeau, Mo. L, 49-61
Jan. 17, 2008 Nashville, Tenn. W, 70-51
Dec. 6, 2008 Cape Girardeau, Mo. L, 55-59
Feb. 26, 2009 Nashville, Tenn. L, 54-70
Mar. 3, 2009 Nashville, Tenn. L, 66-77*
Dec. 5, 2009 Nashville, Tenn. L, 50-54
Feb. 25, 2010 Cape Girardeau, Mo. L, 53-76
Dec. 4, 2010 Cape Girardeau, Mo. W, 51-46
Feb. 24, 2011 Nashville, Tenn. L, 35-58
Feb. 4, 2012 Cape Girardeau, Mo. W, 50-39
Jan. 14, 2013 Nashville, Tenn. L, 58-68
Jan. 11, 2014 Cape Girardeau, Mo. L, 67-75

Tennessee Tech 14-28

(H: 9-9, A: 4-18, N: 1-1)

<u>Date</u>	<u>Location</u>	<u>Result</u>
Jan. 25, 1992	Cookeville, Tenn.	L, 58-83
Feb. 8, 1992	Cape Girardeau, Mo.	L, 71-83
Mar. 9, 1992	Cookeville, Tenn.	L, 74-87*
Feb. 1, 1993	Cape Girardeau, Mo.	L, 67-69
Mar. 1, 1993	Cookeville, Tenn.	L, 53-73
Jan. 15, 1994	Cape Girardeau, Mo.	W, 70-56
Feb. 12, 1994	Cookeville, Tenn.	L, 53-71
Jan. 14, 1995	Cookeville, Tenn.	L, 49-73
Feb. 13, 1995	Cape Girardeau, Mo.	L, 62-72
Mar. 4, 1995	Nashville, Tenn.	L, 59-82*
Jan. 22, 1996	Cape Girardeau, Mo.	W, 87-81
Feb. 17, 1996	Cookeville, Tenn.	W, 63-62
Jan. 20, 1997	Cookeville, Tenn.	L, 68-75
Feb. 15, 1997	Cape Girardeau, Mo.	L, 67-85
Jan. 12, 1998	Cape Girardeau, Mo.	L, 60-66
Feb. 9, 1998	Cookeville, Tenn.	L, 52-65
Jan. 9, 1999	Cookeville, Tenn.	L, 64-82
Feb. 6, 1999	Cape Girardeau, Mo.	W, 74-70
Feb. 27, 1999	Nashville, Tenn.	L, 62-73*
Dec. 2, 1999	Cookeville, Tenn.	L, 61-65
Jan. 18, 2000	Cape Girardeau, Mo.	L, 65-82
Jan. 9, 2001	Cape Girardeau, Mo.	L, 79-80
Feb. 6, 2001	Cookeville, Tenn.	L, 75-89
Jan. 8, 2002	Cape Girardeau, Mo.	L, 77-80
Feb. 2, 2002	Cookeville, Tenn.	L, 79-88

Feb. 1, 2003	Cape Girardeau, Mo.	W, 86-80
Feb. 27, 2003	Cookeville, Tenn.	W, 76-72
Mar. 7, 2003	Nashville, Tenn.	W, 78-65*
Jan. 10, 2004	Cape Girardeau, Mo.	W, 102-90
Jan. 22, 2004	Cookeville, Tenn.	L, 57-65
Jan. 8, 2005	Cookeville, Tenn.	L, 78-80
Dec. 10, 2005	Cape Girardeau, Mo.	L, 77-81
Dec. 9, 2006	Cookeville, Tenn.	L, 58-59
Jan. 20, 2007	Cape Girardeau, Mo.	W, 77-52
Dec. 8, 2007	Cape Girardeau, Mo.	W, 66-60
Jan. 19, 2008	Cookeville, Tenn.	W, 49-39
Jan. 3, 2009	Cookeville, Tenn.	W, 56-41
Jan. 31, 2009	Cape Girardeau, Mo.	W, 61-55
Jan. 2, 2010	Cape Girardeau, Mo.	W, 61-56
Jan. 30, 2010	Cookeville, Tenn.	L, 56-59
Dec. 21, 2010	Cookeville, Tenn.	L, 48-62
Jan. 29, 2011	Cape Girardeau, Mo.	L, 59-69
Jan. 21, 2012	Cookeville, Tenn.	L, 57-60 ^{OT}
Feb. 25, 2013	Cape Girardeau, Mo.	L, 51-64
Feb. 24, 2014	Cookeville, Tenn.	L, 61-63

UT Martin
29-30 (18-23 DI)
(H: 17-14, A: 12-16)

<u>Date</u>	<u>Location</u>	<u>Result</u>
1976-77	Cape Girardeau, Mo.	L, 47-66
1976-77	Martin, Tenn.	L, 33-83
Dec. 1, 1977	Cape Girardeau, Mo.	L, 35-74
Jan. 24, 1978	Martin, Tenn.	L, 47-67
1978-79	Cape Girardeau, Mo.	L, 48-73
Dec. 4, 1980	Cape Girardeau, Mo.	L, 61-64
Nov. 28, 1982	Martin, Tenn.	L, 72-82 ^{OT}
Dec. 7, 1984	Martin, Tenn.	W, 85-73
Feb. 6, 1985	Cape Girardeau, Mo.	W, 71-57
Nov. 25, 1985	Cape Girardeau, Mo.	W, 79-68
Dec. 12, 1985	Martin, Tenn.	W, 71-59
Nov. 26, 1986	Cape Girardeau, Mo.	W, 78-59
Jan. 26, 1987	Martin, Tenn.	W, 67-65
Dec. 2, 1987	Martin, Tenn.	W, 79-78
Feb. 13, 1988	Cape Girardeau, Mo.	W, 73-66
Nov. 28, 1988	Cape Girardeau, Mo.	W, 81-51
Jan. 2, 1989	Martin, Tenn.	W, 72-68
Dec. 1, 1990	Cape Girardeau, Mo.	W, 78-66
Jan. 28, 1993	Martin, Tenn.	W, 69-50
Feb. 24, 1993	Cape Girardeau, Mo.	W, 80-56
Jan. 24, 1994	Cape Girardeau, Mo.	W, 96-61
Feb. 26, 1994	Martin, Tenn.	W, 84-76
Jan. 23, 1995	Martin, Tenn.	W, 63-61
Feb. 25, 1995	Cape Girardeau, Mo.	L, 89-91
Jan. 11, 1996	Cape Girardeau, Mo.	W, 86-68
Feb. 8, 1996	Martin, Tenn.	L, 84-86
Jan. 9, 1997	Cape Girardeau, Mo.	L, 53-66
Feb. 20, 1997	Martin, Tenn.	L, 60-61

Jan. 19, 1998	Martin, Tenn.	L, 58-80
Feb. 16, 1998	Cape Girardeau, Mo.	L, 64-79
Jan. 16, 1999	Cape Girardeau, Mo.	W, 75-55
Feb. 13, 1999	Martin, Tenn.	L, 70-84
Jan. 13, 2000	Martin, Tenn.	L, 65-71
Feb. 10, 2000	Cape Girardeau, Mo.	L, 64-74
Jan. 13, 2001	Cape Girardeau, Mo.	W, 79-66
Feb. 10, 2001	Martin, Tenn.	W, 80-67
Feb. 27, 2001	Cape Girardeau, Mo.	L, 63-68*
Jan. 17, 2002	Martin, Tenn.	W, 77-53
Feb. 14, 2002	Cape Girardeau, Mo.	W, 61-51
Jan. 20, 2003	Cape Girardeau, Mo.	W, 70-49
Feb. 17, 2003	Martin, Tenn.	L, 59-60
Feb. 5, 2004	Cape Girardeau, Mo.	W, 83-60
Feb. 28, 2004	Martin, Tenn.	L, 75-78
Feb. 3, 2007	Martin, Tenn.	L, 54-63
Feb. 17, 2007	Cape Girardeau, Mo.	W, 58-52
Feb. 2, 2008	Cape Girardeau, Mo.	W, 58-51 ^{OT}
Feb. 16, 2008	Martin, Tenn.	W, 53-43
Jan. 22, 2009	Martin, Tenn.	W, 62-54
Feb. 21, 2009	Cape Girardeau, Mo.	W, 58-39
Jan. 21, 2010	Cape Girardeau, Mo.	L, 46-49
Feb. 20, 2010	Martin, Tenn.	L, 43-65
Jan. 19, 2011	Martin, Tenn.	L, 69-92
Feb. 19, 2011	Cape Girardeau, Mo.	L, 55-85
Jan. 28, 2012	Martin, Tenn.	L, 47-88
Feb. 18, 2012	Cape Girardeau, Mo.	L, 44-77
Jan. 16, 2013	Cape Girardeau, Mo.	L, 71-82
Feb. 16, 2013	Martin, Tenn.	L, 61-75
Jan. 13, 2014	Martin, Tenn.	L, 71-100
Feb. 15, 2014	Cape Girardeau, Mo.	L, 70-102

Western Illinois
5-3

(H: 4-0, A: 0-3, N: 1-0)

<u>Date</u>	<u>Location</u>	<u>Result</u>
Jan. 2, 1982	Cape Girardeau, Mo.	W, 78-64
Dec. 28, 1993	Macomb, Ill.	L, 70-71
Jan. 11, 1995	Cape Girardeau, Mo.	W, 75-58
Dec. 2, 1995	Pullman, Wash.	W, 83-64
Jan. 25, 1996	Macomb, Ill.	L, 57-75
Nov. 25, 1997	Cape Girardeau, Mo.	W, 70-68
Dec. 8, 2012	Cape Girardeau, Mo.	W, 56-47
Dec. 7, 2013	Macomb, Ill.	L, 58-79



SOUTHEAST MISSOURI REDHAWKS

Ohio Valley Conference Tournament (8-15)

1992 (Cookeville, Tenn. – Eblen Center)

Semifinals

#1 Tennessee Tech 87, #4 Southeast Missouri 74

1994 (Nashville, Tenn. – Municipal Auditorium)

First Round

#4 Middle Tennessee 71, #5 Southeast Missouri 70

1995 (Nashville, Tenn. – Municipal Auditorium)

First Round

#2 Tennessee Tech 82, #7 Southeast Missouri 59

1996 (Nashville, Tenn. – Municipal Auditorium)

First Round

#6 Murray State 73, #3 Southeast Missouri 56

1998 (Nashville, Tenn. – Nashville Arena)

First Round

#1 Eastern Kentucky 92, #8 Southeast Missouri 75

1999 (Nashville, Tenn. – Nashville Arena)

First Round (Campus Site)

#4 Southeast Missouri 66, #5 Murray State 60

Semifinals

#1 Tennessee Tech 73, #4 Southeast Missouri 62

2000 (Nashville, Tenn. – Gaylord Entertainment Center)

First Round (Campus Site)

#2 Middle Tennessee 76, #7 Southeast Missouri 57

2001 (Nashville, Tenn. – Gaylord Entertainment Center)

First Round (Campus Site)

#5 UT Martin 68, #4 Southeast Missouri 63

2002 (Louisville, Ky. – Kentucky International Convention Center)

First Round (Campus Site)

#4 Austin Peay 76, #5 Southeast Missouri 67

2003 (Nashville, Tenn. – Gaylord Entertainment Center)

First Round (Campus Site)

#2 Southeast Missouri 79, #7 Eastern Illinois 76

Semifinals

#2 Southeast Missouri 78, #6 Tennessee Tech 65

Championship

#1 Austin Peay 85, #2 Southeast Missouri 61

2004 (Nashville, Tenn. – Municipal Auditorium)

First Round (Campus Site)

#4 Southeast Missouri 76, #5 Murray State 51

Semifinals

#1 Austin Peay 72, #4 Southeast Missouri 55

2005 (Nashville, Tenn. – Gaylord Entertainment Center)

First Round (Campus Site)

#2 Southeast Missouri 47, #7 Samford 45*

Semifinals

#2 Southeast Missouri 71, #3 Tennessee Tech 68*

Championship

#1 Eastern Kentucky 84, #2 Southeast Missouri 73 (2OT)

*Win vacated due to NCAA sanctions

2006 (Nashville, Tenn. – Gaylord Entertainment Center)

First Round (Campus Site)

#2 Southeast Missouri 80, #7 Murray State 49*

Semifinals

#2 Southeast Missouri 59, #3 Samford 52*

Championship

#2 Southeast Missouri 71, #1 Tennessee Tech 50*

*Win vacated due to NCAA sanctions

2007 (Nashville, Tenn. – Gaylord Entertainment Center)

First Round (Campus Site)

#1 Southeast Missouri 58, #8 Austin Peay 54

Semifinals

#1 Southeast Missouri 57, #4 Samford 51

Championship

#1 Southeast Missouri 62, #2 Murray State 60

2008 (Nashville, Tenn. – Municipal Auditorium)

First Round

#1 Southeast Missouri 67, #8 Jacksonville State 45

Semifinals

#4 Eastern Illinois 52, #1 Southeast Missouri 40

2009 (Nashville, Tenn. – Sommet Center)

First Round (Campus Site)

#3 Tennessee State 77, #6 Southeast Missouri 66

NCAA Tournament (0-1)

2006 (Denver, Colo. – Pepsi Center)*

March 18: 4) #13 Stanford 72, 13) Southeast Missouri 45

*Tournament appearance vacated due to NCAA sanctions

2007 (Austin, Texas – Erwin Center)

March 17: 3) #11 Oklahoma 74, 14) Southeast Missouri 60

WNIT (0-1)

2008 (Evansville, Ind. – PAC Arena)

March 20: Evansville 60, Southeast Missouri 58

OVC Tournament Breakdown

W-L Records by Opponent

Austin Peay	1-3
Belmont	N/A
Eastern Illinois	1-1
Eastern Kentucky	0-2
Jacksonville State	1-0
Middle Tennessee*	0-2
Morehead State	N/A
Murray State	3-1
Samford*	N/A
Tennessee State	0-1
Tennessee Tech	1-3
UT Martin	0-1

*No longer OVC members

A	
Lesley Adams	2008-09
Jessica Aebi	2003-04
Jenny Anderson	2000-01
Edith Allenworth	1981-82
Melissa Anthony	2003-04

B	
Tammy Babcock	1980-81
Janice Baeten	1993-95
Debbie Baldwin	1975-76
TaKeela Ball	2001-02
Terri Baker	1979-80
Cindy Bates	2000-02
Lisa Bean	1981-83
Bianca Beck	2008-12
Mikal Bencomo	2006-08
Veronica Benson	2000-02
Pam Benton	1977-81
Joann Betts	1977-82
Debra Beussink	1976-78
Kathy Blair	1981-82
Brenda Blissett	1984-85
Delborah Blissett	1979-80
Virginia Blissett	1983-86
Rachel Blunt	2005-09
Sherri Boswell	1975-76
Allyson Bradshaw	2011-Present
Tami Branson	1980-81
Gail Brink	1975-76
Chandra Brown	2003-05
Kim Brown	2000-01

C	
Moneik Campbell	1996-00
Anne Cate	1990-95
Jennifer Cavaness	1990-92
Wilma Clark	1976-78
Lori Chase	1999-03
Candice Coffey	2001-02
Jean Collette	1978-79
Pat Colon	1982-87
Tatiana Conceicao	2004-06
Anne Cook	1985-88
Shauna Cook	1995-99
Sherry Cook	1995-99
Paula Corder-King	1998-00
Sarah Costello	2002-04
Sami Jo Cotton	2003-04
Arie Crawford	1976-81
Jayne Creek	1980-81
Kathleen Crowe	1978-79
Anne Crowley	1981-83

D	
Michelle Daniel	1985-87
Sonya Daugherty	2005-09
Theresa Davidson	1983-85
Jasmine Davis	2009-11
Jodi Davis	1992-93
Heather Diebold	2005-07
Terri Doehring	1980-81
Mathilde Dufour	2006-09
Christy Dunlap	1983-84
Katrisha Dunn	2004-06

E	
Mary Eldringhoff	1975-76
Karley Evans	2010-12
Leanne Evans	2004-05
Becky Exman	1975-76

F	
Stephanie Faith	1994-98
Shelah Fields	2009-12
Sandy File	1988-92
Toré Fite	2007-08
Gwen Fitzpatrick	1990-93
Jenny Foeste	1989-90
Lisa Foster	1987-88
Sue Foster	1993-94
Sarah Frazier	1996-98
Liz Frischman	1978-80

G	
Roberta Granderson	1991-95
Jennifer Gries	1999-01
Susan Guidicy	1980-81
Many Ann Glaus	1981-82
Crysta Glenn	2007-09
Tanya Guell	2001-03

H	
Olivia Hackmann	2012-Present
Dru Haertling	2012-13
Debbie Hanneke	1976-77
Brittany Harriel	2009-13
Dana Hawkins	1996-98
Gray C. Harris	1992-96
Sheila Harris	1982-83
Tonia Harris	1991-95
Rachaelle Hayes	1982-84
Sandy Heitschmidt	1983-87
Julie Heitz	1994-97
Mary Herring	1982-84
Josie Herzog	1980-81
Tammy Hoffmeister	1980-81
Stephanie Holland	1990-95
Amber Holmes	2008-12
Michelle Homeker	1986-90
Reagan Hughston	1998-00
Jordan Hunter	2012-14

I	
Rochelle Ikeni	2007-2009
Allison Iversen	1998-00
Pam Iversen	1998-02

J	
Deana Jackson	1987-91
Simone Jackson	2004-06
Theresa Jackson	1984-85
Angela James	1986-90
Lisa Jensen	1978-80
Tierra Johnson	2007-09
Heather Jones	1995-96

K	
Caryn Kaufman	1982-83
Sandy Kearbey	1980-82
Heather Keleman	1975-76
Karen Kernerling	1983-84
Connor King	2012-Present

Pat Kinder	1975-76
Bertha King	1982-84
Chytearra Kintchen	2005-06
Andrea Koeper	2001-02
Jamie Koester	1996-98

L	
June Lacy	1984-85
Erika Lane	2009-11
Cindy Leonard	1983-85
Arletha Lewis	1991-93
Hillary Lively	2013-Present
Vicki Lohmann	1986-88
Ashley Lovelady	2006-08
Lachelle Lyles	2005-07

M	
Patricia Mack	2009-14
Selina Madison	1978-80
MarySue Marxkors	1975-76
Dawn Massani	1993-97
Mary McClenning	1976-77
Louise McGoldrick	2002-03
Wendy McNernary	1979-81
Julie Meier	1991-95
Nina Menifee	1985-86
Tiffany Melis	1998-02
Janet Miller	1989-90
Monica Miller	2009-11
Shanece Miller	2009
Sarah Miller	1995-97
Tammie Minor	1985-86
Brianna Mitchell	2013-Present
LaVetta Mitchell	1989-90
Sherry Mitchell	1987-91
Aisha Moreno	2004-06
Linda Mouth	1976-77
Zandra Moore	1995-96
Alison Morris	1989-94
Rachel Mueggenborg	2004-05
Erica Muskrow	1991-93
Susan Musselwhite	1989-90

N	
Lisa Newman	1980-81
Kimberly Nicholson	1999-01
Tarina Nixon	2005-2009
Katie Norman	2009-11

O	
Wanika Owsley	2004-06

P	
Tammy Page	1978-80
Szandra Pál	2005-09
Kim Palmer	1993-97
Leanna Peoples	1984-85
Jill Pizzotti	1984-89
Peggy Polihan	1977-78
LaShelle Porter	1998-03
Jody Pugh	1990-92
Susie Puhl	1975-76
Natalie Purcell	2004-06
Shannon Proffit	2002-04

R	
Christine Rathke	2000-02
Lisa Robert	1979-80
Baile Roberts	2009-13
Lueveria Roberts	1986-90
Renee Rogliardi	1987-92
Kristy Roherty	1999-02
Yelena Rosado	2011-Present
Brandi Russia	2003-05
Tiffanne Ryan	2002-06

S	
Susie Schallenberg	1976-78
Kelli Seaton	1981-83
Liz Sharpe-Taylor	2004-05
Lauren Sharpe	2007-09
Miah Shelford	2002-05
Courtney Shiffer	2010-13
Sherri Shirrell	1984-87
Yashika Sidbury	2002-04
Michelle Siemer	1975-76
Sherre Simmons	1980-82
Terri Smith	1988-89
Carina Souza	2002-04
Rusty Sowers	1997-99
Natasha Starkes	2002-03
Katrina Stepney	1995-96
Donna Steppelman	1976-78
Lolita Still	1984-85
Daryl Strong	1992-94
Annie Struve	1996-00
Cindy Stuck	1980-81
Valarie Sullivan	1992-93
Julie Sweetin	2004-05

T	
Joiceline Thesing	2005-07
Cheryle Thoele	1994-95
Tisa Thomas	2000-02
Liea Toedte	1998-00
Barb Truetken	1976-79

U	
Michelle Ummel	1975-76

V	
Jill VanLeer	1988-89
Karen Vaughn	1979-83

W	
Jamie Wahlert	1995-98
Mary Walters	1981-82
Jeri Wenneker	1976-79
Sarita Wesley	1987-91
Dawn Westman	1991-93
Kay Westmoreland	1981-82
Kenja White	2002-04
Tajuana White	1997-99
Missy Whitney	2006-08
Kara Wright	2012-14
Jerri Wiley	1989-91
Stephanie Williams	1982-87

Z	
Cindy Zadnick	1981-85

THIS IS SOUTHEAST





SOUTHEAST MISSOURI STATE UNIVERSITY

SHOW ME

WHAT AN EDUCATION AT SOUTHEAST CAN DO.



*U.S. News & World Report
consistently names
Southeast a "Best Midwest
Regional University."*

SOUTHEAST MISSOURI STATE UNIVERSITY AT-A-GLANCE

Founded: 1873

Location: Main Campus & River Campus – Cape Girardeau, MO

Distance from Major Cities: St. Louis-1.45 hours; Memphis-2.5 hours; Chicago-5 hours.

Regional campuses: Sikeston, Malden, Kennett and Perryville

Population Cape Girardeau County: approximately 74,000

Campus size: 328 acres

Enrollment: Undergraduate: 10,755; Graduate: 1,162

Student Body: 78.8% from Missouri. Out-of-state from almost all 50 states; 16% Multicultural population; 950 international students from 60 countries

Student-Faculty Ratio: 21-to-1

Average Class Size: 30-35

Areas of Study: more than 200

Athletic Conference: NCAA Division I, Ohio Valley Conference

Varsity Sports: Men's – baseball, basketball, cross country, football and track (indoor/outdoor), Women's – basketball, cross country, gymnastics, soccer, softball, tennis, track (indoor/outdoor) and volleyball

Student Organizations: 150+

Average ACT score: 23

Average GPA: 3.3 entering freshman

Number of study abroad programs Southeast offers: 30+

Office of Admissions
Southeast Missouri State University
One University Plaza
Cape Girardeau, MO 63701-4710
admissions@semo.edu
573-651-2590

Follow Us at /SEMissouriState



Download the official Southeast App.
Available in the App Store and Android Market.

98%
OF ALL CLASSES
HAVE FEWER THAN
50 STUDENTS



SOUTHEAST MISSOURI STATE UNIVERSITY

SHOW ME
POWERFUL ACADEMICS

SHOW ME UNLIMITED OPTIONS

A broad and nearly infinite range of possible futures—that's what Southeast's more than 200 academic programs open up for you. You get a classic education, balanced by traditional disciplines. You master innovation in programs matching 21st Century needs. You become knowledgeable, adaptable and thoroughly prepared.





GIVE ME BREADTH, DEPTH & BRAIN MUSCLE

Southeast offers the best of all possible academic worlds: An education that will give you knowledge and sharpen your critical thinking. An education that will give you practical experience that will put your thinking into action. You'll discover academic programs accredited by the highest standards, such as the AACSB ranking that places our Business School among a select few. You'll study in wired classrooms on a fully wireless campus. You'll achieve.

200+

AREAS OF STUDY

GRADUATES OF SOUTHEAST'S
EDUCATION PROGRAM LAND JOBS
WITH THE SOUGHT AFTER TEACH
FOR AMERICA PROGRAM.

*"I'm conducting original
scientific research, mastering
lab equipment and collaborating
with a real scholar in the field.
Where else could this happen?"*

— Easin Nasib
Biochemistry
Gagipur, Bangladesh



SOUTHEAST MISSOURI STATE UNIVERSITY

SHOW ME
FACULTY WHO REALLY CARE



GIVE ME EXPERIENCED TEACHERS

Southeast faculty bring their experience from out in the world into your classroom. They've performed in New York theatre, conducted applied research on biological conservation, taught in India and earned PhDs at prestigious schools like The Boston Conservatory of Music.

GIVE ME LIFELONG VALUE

- Southeast is consistently noted for excellence by The Princeton Review, InsideCollege.com, Network of International Business Schools and U.S. News & World Report.
- Southeast is one of the Midwest's most affordable 4-year comprehensive universities, costing as much as \$25,000 per year less than comparable public institutions.
- Southeast Missouri State University offers more than \$17 million in scholarship awards annually.
- As a testament to how well it takes care of students, Southeast's average freshman-to-sophomore retention rate is 73.7%.

90%+

OF SOUTHEAST STUDENTS ON INTERNSHIPS,
CLINICAL OPPORTUNITIES, STUDENT
TEACHING, RESEARCH ASSISTANTSHIPS,
STUDYING ABROAD

"My four years at Southeast were exceedingly positive in every way. My professors cared deeply about my education and future success. My education prepared me just as well or better than my law school classmates. My closest friends are alums I met there."

— Adam E. Hanna
Criminal Justice
Attorney, Bradshaw, Steele, Cochrane & Berens, L.C.

GRADUATES OF SOUTHEAST'S BIOMEDICAL SCHOLAR'S PROGRAM GET ADMITTED INTO SUCH WELL-KNOWN MEDICAL SCHOOLS AS HARVARD, UNIVERSITY OF MINNESOTA AND VANDERBILT—AND THEY DO IT AT A RATE ABOVE THE NATIONAL AVERAGE.

OUR BUSINESS GRADUATES WORK FOR GLOBALLY RECOGNIZED COMPANIES, SUCH AS AMERICAN AIRLINES, AT&T, KMPG INTERNATIONAL, PROCTER & GAMBLE, PRICEWATERHOUSECOOPERS, AMONG MANY OTHERS.

GRADUATES OF SOUTHEAST'S PHILOSOPHY PROGRAM HAVE AN ALMOST 100 PERCENT ACCEPTANCE RATE INTO LAW SCHOOL.

SOUTHEAST HAS 100 PERCENT PLACEMENT OF GRADUATES IN CYBERSECURITY, ENGINEERING TECHNOLOGY, NURSING, ENVIRONMENTAL SCIENCE, COMMUNICATION DISORDERS AND MEDICAL TECHNOLOGY TO NAME A FEW.

5 SOUTHEAST STUDENTS HAVE INTERNSHIPS IN THE STATE CAPITAL IN JEFFERSON CITY: ONE IN THE GOVERNOR'S OFFICE; TWO FOR SENATORS; TWO FOR STATE REPRESENTATIVES.

STUDENTS IN CYBERSECURITY LAND JOB OFFERS BEFORE THEY'VE FINISHED THE PROGRAM.

ENTREPRENEURSHIP EDUCATION AT SOUTHEAST CHALLENGES ALL STUDENTS TO USE CREATIVITY, INNOVATION AND ENTREPRENEURSHIP TO CREATE ECONOMIC AND SOCIAL VALUE FOR THEMSELVES AND THEIR COMMUNITIES.



SOUTHEAST MISSOURI REDHAWKS



**Wednesday, Dec. 3, 2014
11:00 a.m.**

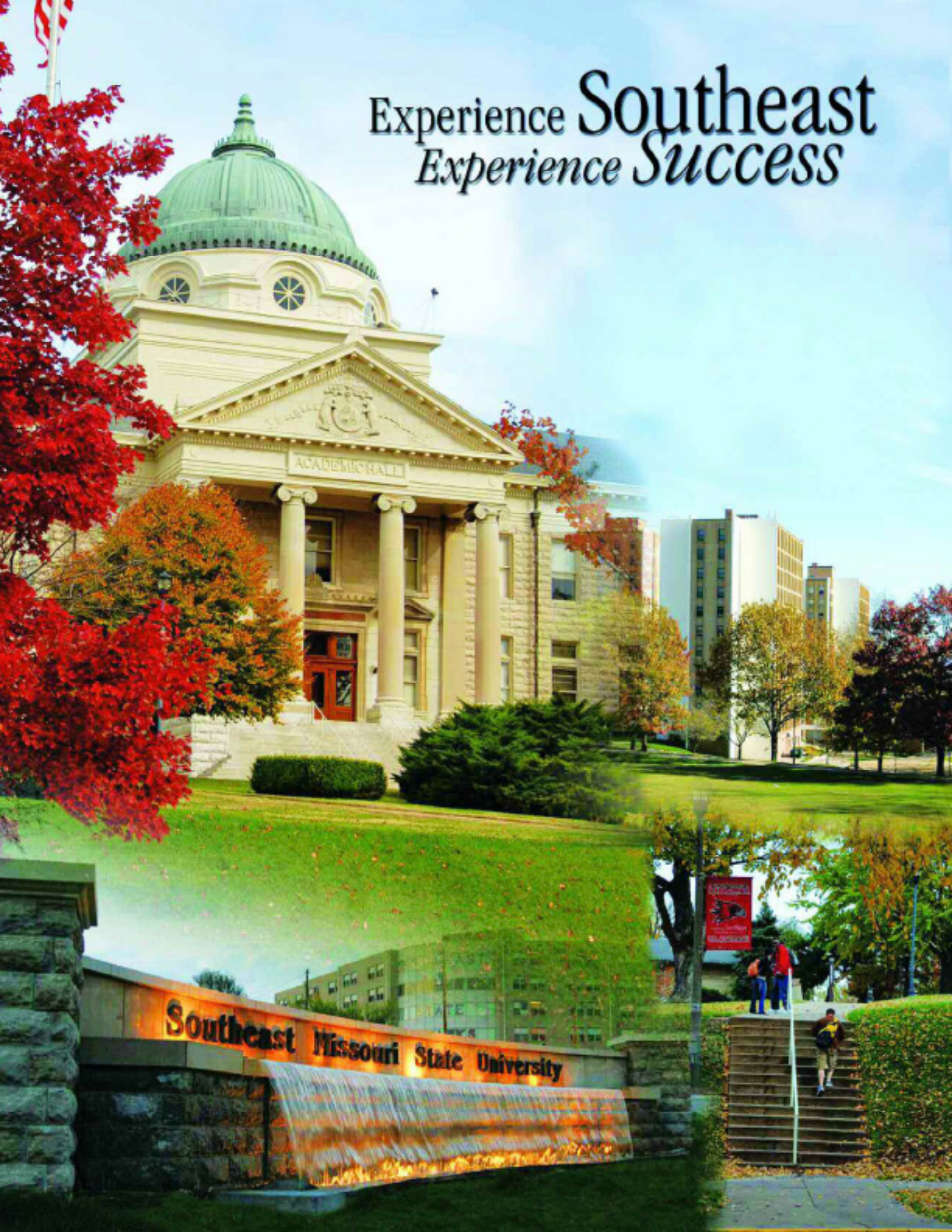
On Feb. 11, 2013, the Southeast Missouri women's basketball team held its inaugural Classroom on the Court promotion.

Over 1,600 fans, mostly from area schools took a recess for an 11 a.m. tipoff that Monday afternoon. The Redhawks entertained the season-high crowd with a thrilling 67-62 win over SIU Edwardsville at the Show Me Center.

The classrooms in attendance received worksheets highlighting the educational skills utilized in the game and throughout life, relating what they learned from the worksheets to real-life situations during the basketball game.

This season's Classroom on the Court date is on Dec. 3 when the Redhawks host Western Illinois for an 11 a.m. Wednesday tipoff. Southeast welcomes any area school to attend the game. All interested schools can contact Nate Saverino, Assistant Director of Athletics for External Affairs, by phone at (573) 651-2962 or email at nsaverino@semo.edu.

Experience Southeast *Experience Success*





Southeast Missouri State Redhawks 2014-15 **WOMEN'S BASKETBALL SCHEDULE**



Nov. 6 at 6:30 p.m. **Missouri Valley (Exh.)**
Nov. 14 at 6:30 p.m. **Alabama A&M**
 Nov. 17 at TBA Missouri
Nov. 21 at 6:30 p.m. **Saint Louis**
 Nov. 25 at 3:00 p.m. Mississippi
 Nov. 28 at 6:05 p.m. Southern Illinois
 Nov. 30 at 2:00 p.m. Bradley
Classroom on the Court
Dec. 3 at 11:00 a.m. **Western Illinois**
 Dec. 6 at 2:00 p.m. Central Arkansas
 Dec. 10 at 7:00 p.m. Kansas City
Glass City Classic
 Dec. 13 at 11:00 a.m. Detroit
 Dec. 14 at 11:00 a.m. Idaho
Dec. 21 at 2:00 p.m. **Illinois-Springfield**
Dec. 30 at 11:00 a.m. **William Woods**
 Jan. 1 at 3:00 p.m. Belmont*
 Jan. 3 at 5:30 p.m. Tennessee State*
Jan. 8 at 5:00 p.m. **Morehead State***
Jan. 10 at 3:30 p.m. **Eastern Kentucky***
 Jan. 14 at 2:00 p.m. Jacksonville State*

Jan. 17 at 3:30 p.m. **Tennessee Tech***
Jan. 20 at 6:30 p.m. **SIU Edwardsville***
 Jan. 24 at 4:00 p.m. UT Martin*
 Jan. 31 at 4:30 p.m. Austin Peay*
 Feb. 5 at 5:00 p.m. Murray State*
Feb. 7 at 3:30 p.m. **Eastern Illinois***
Feb. 11 at 6:30 p.m. **UT Martin***
Feb. 14 at 3:30 p.m. **Murray State***
 Feb. 21 at 1:00 p.m. Eastern Illinois*
 Feb. 25 at 7:00 p.m. SIU Edwardsville*
Feb. 28 at 3:30 p.m. **Austin Peay***

OVC Championship Tournament
 Mar. 4-7 OVC Tournament

TICKETS: (573) 651-2113 or GoSoutheast.com

* Conference Game

Home games played at the Show Me Center