



Southeast Missouri State Redhawks
BASKETBALL MEDIA GUIDE
2014-15 SEASON

Southeast

Missouri State University™

Located

- ▶ Cape Girardeau, Mo.

Enrollment

- ▶ 12,087

Class Size


- ▶ Small classes with 98 percent of courses having fewer than 50 students

Academic Programs

- ▶ More than 200 areas of study including business, education, nursing, agriculture, science and technology, visual and performing arts

Athletics

- ▶ 15 NCAA Division I Teams





SOUTHEAST MISSOURI STATE REDHAWKS

TABLE OF CONTENTS

Intro to Redhawk Basketball

Media Information.....	2-5
Travel Arrangements.....	6-7
Show Me Center.....	8-9
Gameday with the Redhawks.....	10-11
Success Center.....	12-13
Community Service.....	14-15
Strength & Conditioning	16-17
Sports Medicine.....	18-19
President Dr. Kenneth W. Dobbins.....	20-21
Director of Athletics Mark Alnutt.....	22-23
Cure UCD Classic	24

Season Preview

Season Outlook	26-29
Numerical/Alphabetical Roster.....	30
Radio/TV Roster.....	31
Calendar Schedule	32-34

Coaching Staff

Head Coach Dickey Nutt.....	36-37
Associate Head Coach Jamie Rosser	38
Assistant Coach Stetson Hairston	39
Assistant Coach Justin Argenal	39
Basketball Staff	40

Player Profiles

Returnees	42-57
Newcomers.....	58-61
Returnee Career Statistics.....	62-66

Year in Review

2013-14 Statistics.....	68-74
Box Scores	75-82

Opponents

2014-15 Opponents.....	84-89
Series Records vs. All Opponents.....	90-91
Year-by-Year Results vs. OVC Foes	92

This is the OVC

OVC History	94-99
OVC Members	100-103
2014-15 OVC Tournament	104-105
2014-15 Composite Schedule.....	106-108



Records & History

Honors & Awards	110-112
Overall Records.....	113
Career Rankings	114-115
Single-Season Rankings.....	116-117
OVC Tournament Results.....	118-119
Team & Individual Records.....	120
Annual Leaders.....	121
Year-by-Year Division I Results	122-127
All-Time Lettermen	128-130
Honored Teams.....	131-133
2014-15 NCAA Division I Tournament....	134

This is Southeast

Southeast Missouri State University....	136-141
Athletics Staff.....	142-144

Credits

The 2014-15 Southeast Missouri Men's Basketball Guide was written, edited and designed by Sports Information Director Jeff Honza. Cover design and additional graphics assistance provided by Tonya Wells and Krista Mayfield. Photography by Marcus Painton, Marc Mahnke, Keith Hente, Pat Patterson, Fred Lynch, Josh Russell, Aaron Eisenhower, Sam Jordan, Tony Marable, Sandy King, Tyler Koonce and Sean Stevenson. Special thanks to opposing school sports information directors for submitting information to the opponents section of this publication.



SOUTHEAST MISSOURI STATE REDHAWKS



Credentials

Credentials are required for entrance to the Show Me Center. To request season or single-game credentials, please contact Southeast Missouri Sports Information Director Jeff Honza by phone (573) 651-2933 or email jhonza@semo.edu or redhawk1@me.com. Credentials can be picked up at the NCAA pass gate inside the main entrance of the Show Me Center.

Press Row

Media will be issued assigned seats courtside on the north side of the Show Me Center. Press row is reserved for working media only. Professional decorum is expected at all times. Cheering or outward expression is strictly prohibited.

Photographers

Photographers working the floor level at the Show Me Center are required to shoot from behind the dash lines along the baselines and must sit on the floor in those areas. The Sports Information Director may identify other positions off the court where photographers may work, provided the view is not blocked for fans. At no time may photographers work directly from behind the official scorer's table and team benches, and in front of any courtside signage. No tripods may be placed on or beside the court.

Postgame Interviews

All interview requests for Southeast student-athletes must be made to a member of the Southeast Missouri sports information staff prior to the

end of each game. Student-athletes will be escorted to postgame press conferences in the front meeting rooms of the Show Me Center. Media representatives are not allowed in the dressing room areas. Redhawks head coach Dickey Nutt will address the media during press conferences after every game and the opposing head coach will be invited upon request. Nutt will join press conferences immediately following his postgame radio obligation with the Redhawks Radio Network.

Basketball Email List

If you would like to be added to the Southeast Missouri men's basketball email list to receive breaking news about the team, please email Jeff Honza. The official website, GoSoutheast.com,

is the best source for up-to-date information about the Redhawks.

Weekly Interviews

All Southeast Missouri men's basketball practices are open to the media. Interviews will be conducted before all practices. Please contact the Sports Information Office to verify practice times and locations.

Redhawks Radio Network

All Redhawk men's basketball games will be broadcast live on the radio at ESPN 92.9 FM and online at GoSoutheast.com. Games can also be heard on Real Rock 99.3 FM. Erik Sean returns for his 15th year as the "Voice of the Redhawks." Sean is the Director of Sports Operations for Mississippi River Radio's eight radio stations in Cape

Girardeau. He is an 11-time winner of the Missouri Broadcasters Association's Play-by-Play Award and three-time winner of the MBA's Sports Award. Sean will be assisted by Todd Bonacki and Jess Bolen this year.



Radio Network Affiliates



ESPN 92.9 FM (KLSC)
Cape Girardeau, Mo.
(Flagship)

ESPN 1220 AM (KGIR)
Cape Girardeau, Mo.

ESPN 1470 (KMAL)
Malden, Mo.

Real Rock 99.3 FM (KCGQ)
Cape Girardeau, Mo.

Phone Lines

One phone line will be provided to the visiting team's official radio station courtesy of the Redhawks Radio Network. If additional phone lines are needed, they must be secured by calling (573) 651-2275 at least one week in advance.

Wireless Internet

The Show Me Center is equipped with wireless internet. Please see a member of the Southeast Missouri sports information staff for login information.

StatBroadcast Live

StatBroadcast Live is the official live statistics platform for Southeast Missouri Athletics. Live stats for all of the Redhawks home games can be accessed online at GoSoutheast.com. StatBroadcast Live is available on all mobile devices.

OVC Teleconferences

Monthly teleconferences for Ohio Valley Conference men's basketball coaches will be held on the following dates this year: Jan. 19, Feb. 16, Mar. 2. The calls begin at 10 a.m., CT, with Southeast Missouri head coach Dickey Nutt scheduled at 10:40 a.m. Please contact Kyle Schwartz at (615) 371-1698 for more information on how to participate.

Television Show

"Redhawks Basketball with Dickey Nutt" will be televised Monday nights at 10:30 p.m., CT, on the Heartland CW (WQWQ-TV) and Charter Digital Cable 24. It also airs simulcast on digital channel 89 on Tuesdays, Wednesdays and Thursdays at the following times: 8:30 a.m., 8 p.m. and midnight. The show is hosted by KFVS Sports Director Todd Richards.

Radio Show

Southeast's basketball radio show will be on Mondays at Dexter Barbecue (236 S. Broadview St.) in Cape Girardeau this season. The radio show airs live from Noon-1 p.m., CT, on ESPN 92.9 FM and ESPN 1220 AM. each

2014-15 Ohio Valley Conference Men's Basketball SID Directory

Austin Peay

Brad Kirtley
Office: (931) 221-6561
Cell: (931) 801-7875
Email: kirtleyb@apsu.edu
Web: LetsGoPeay.com

Murray State

Dave Winder
Office: (270) 809-4271
Cell: (270) 293-0566
Email: dwinder@murraystate.edu
Web: GoRacers.com

Belmont

Greg Sage
Office: (615) 460-6698
Cell: (615) 512-3633
Email: greg.sage@belmont.edu
Web: BelmontBruins.com

Southeast Missouri

Jeff Honza
Office: (573) 651-2933
Cell: (618) 528-1145
Email: jhonza@semo.edu
Web: GoSoutheast.com

Eastern Illinois

Rich Moser
Office: (217) 581-7480
Cell: (217) 508-8317
Email: rlmoser@eiu.edu
Web: EIUPanthers.com

SIU Edwardsville

Joe Pott
Office: (618) 650-2860
Cell: (314) 707-1712
Email: jpott@siue.edu
Web: SIUECougars.com

Eastern Kentucky

Kevin Britton
Office: (859) 622-2006
Cell: (859) 358-8359
Email: kevin.britton@eku.edu
Web: EKUSports.com

Tennessee State

Alex Mitchell
Office: (615) 963-5674
Cell: (770) 309-1760
Email: jmitch18@tnstate.edu
Web: TSUTigers.com

Jacksonville State

Josh Underwood
Office: (256) 782-5915
Cell: (256) 453-0545
Email: underwood@jsu.edu
Web: JSUGamecockSports.com

Tennessee Tech

Mike Lehman
Office: (931) 372-6139
Cell: (931) 319-3975
Email: mlehman@tntech.edu
Web: TTUSports.com

Morehead State

Matt Segal
Office: (606) 783-2557
Cell: (317) 501-3627
Email: m.segal@moreheadstate.edu
Web: MSUEagles.com

UT Martin

Ryne Rickman
Office: (731) 881-7632
Cell: (270) 703-2601
Email: rrickman@utm.edu
Web: UTMSports.com






SOUTHEAST MISSOURI STATE REDHAWKS

Southeast Missouri Sports Information

One University Plaza MS 0200
Cape Girardeau, MO 63701
Phone: (573) 651-2294
Fax: (573) 651-2810
Press Row: (573) 651-5014



Jeff Honza
Director

Tyler Koonce
Assistant
Director

Sean Stevenson
Assistant



2014-15 Sport Assignments

Jeff Honza, Director

Football, Men's Basketball,
Women's Tennis, Softball
Office: (573) 651-2933
Cell: (618) 528-1145
Email: jhonza@semo.edu;
redhawk1@me.com

Tyler Koonce, Assistant Director

Secondary Football,
Women's Soccer,
Women's Basketball,
Gymnastics, Outdoor
Track & Field
Office: (573) 651-2937

Sean Stevenson, Assistant

Cross Country, Volleyball,
Indoor Track & Field, Baseball
Office: (573) 651-2294
Cell: (314) 620-0855
Email: sstevenson@semo.edu

GoSoutheast.com



week. Visit GoSoutheast.com for the complete schedule of radio show dates.

OVC Digital Network

The 2014-15 season marks the third year for the OVC Digital Network which provides live games free on any device. Fans can watch all of Southeast Missouri's home men's basketball games free of charge online at OVCDigitalNetwork.com. All of the Redhawks road OVC matchups will be aired on the OVC Digital Network, as well.

GoSoutheast.com

The official athletics website, GoSoutheast.com, is the top source of information for Redhawk teams.



STAY CONNECTED WITH THE REDHAWKS

#COMEFLYWITHUS



Facebook.com/GoSoutheast



@GoSoutheast
@SEMOHoops
@SEMOMBB









Pinterest.com/GoRedhawks





YouTube.com/
GoSoutheastRedhawks



Live Stats Platform
<http://statb.us/1/semo>


GOSOUTHEAST.COM        

SPORTS TICKETS ATHLETIC DEPT FAN ZONE TRADITIONS REDHAWKS CLUB 




 **BASKETBALL SEASON TICKETS**
GREAT SEATS. BEST VALUE. **CLICK HERE**


MEN'S BASKETBALL ARCHIVED STORIES COACHING STAFF ROSTER SCHEDULE STATISTICS ADDITIONAL LINKS



TOP STORIES SOCIAL MEDIA SCHEDULES



HAIRSTON COMPLETES MEN'S BASKETBALL COACHING STAFF
Southeast Missouri Head Coach [Dickey Nutt](#) hired Stetson Hairston as an assistant coach Tuesday.
08.19.2014 / Men's Basketball

GOSOUTHEASTREDHAWKS
ON YOUTUBE





 **DONATE NOW**

WARM UP WITH COLLEGE GEAR!
GET 10% OFF ALL SWEATSHIRTS!
OFFER ENDS 10/2/14
 

V
G
E
V



SOUTHEAST MISSOURI STATE REDHAWKS



Loyola Marymount
November 14, 2014



Hyatt Grand Concourse LAX
6225 West Century Blvd.
Los Angeles, CA

Phone: (424) 702-1234

Fax: (310) 670-7852

Website: ConcourseHotelLAX.hyatt.com

Central Arkansas
November 22, 2014



Hilton Garden Inn
805 Amity Road
Conway, AR

Phone: (501) 329-1444

Fax: (501) 329-7744

Website: HiltonGardenInn.com

Missouri
December 2, 2014



Courtyard Marriott
3301 LeMone Industrial Blvd.
Columbia, MO 65201

Phone: (573) 443-8000

Fax: (573) 443-8008

Website: Marriott.com

San Diego
November 15, 2014



Hyatt Grand Concourse LAX
6225 West Century Blvd.
Los Angeles, CA

Phone: (424) 702-1234

Fax: (310) 670-7852

Website: ConcourseHotelLAX.hyatt.com

Bowling Green
November 25, 2014



Hampton Inn
142 Campbell Hill Road
Bowling Green, OH

Phone: (419) 353-3464

Fax: (419) 352-7327

Website: HamptonInn.com

Arkansas
December 20, 2014



Embassy Suites
11301 Financial Centre Parkway
Little Rock, AR 72211

Phone: (501) 312-9000

Fax: (501) 312-9455

Website: EmbassySuites.com

Ole Miss
December 22, 2014



Holiday Inn
280 Marathon Way
Southaven, MS
Phone: (662) 349-0444
Fax: (662) 349-0444
Website: HolidayInn.com

Jacksonville State
January 14, 2015



Hampton Inn
1041 JD&L Drive
Jacksonville, AL
Phone: (256) 782-0330
Fax: (256) 782-0336
Website: HamptonInn.com

SIU Edwardsville
February 19, 2015



DoubleTree
1000 Eastport Plaza Drive
Collinsville, TN
Phone: (618) 345-2800
Fax: (618) 345-9804
Website: Doubletree.com

Belmont
January 1, 2015



Marriott Vanderbilt
2555 West End Ave.
Nashville, TN
Phone: (615) 321-1300
Fax: (615) 321-1400
Website: Marriott.com

Austin Peay
January 31, 2015



Courtyard Marriott
155 Fair Brook Place
Clarksville, TN
Phone: (931) 551-4480
Fax: (931) 551-4787
Website: Marriott.com

Eastern Illinois
February 21, 2015



Hampton Inn
1416 Broadway Ave. East
Mattoon, IL
Phone: (217) 234-4267
Fax: (217) 235-4267
Website: HamptonInn.com

Tennessee State
January 3, 2015



Marriott Vanderbilt
2555 West End Ave.
Nashville, TN
Phone: (615) 321-1300
Fax: (615) 321-1400
Website: Marriott.com

Murray State
February 5, 2015



Hampton Inn
1415 Lowes Drive
Murray, KY
Phone: (270) 767-2226
Fax: (270) 767-2220
Website: HamptonInn.com

OVC Tournament
March 4-7, 2015



DoubleTree Downtown
315 4th Avenue North
Nashville, TN
Phone: (615) 244-8200
Fax: (615) 747-4894
Website: DoubleTree.com

ON THE ROAD WITH THE REDHAWKS



SOUTHEAST MISSOURI STATE REDHAWKS



The 7,000-seat Show Me Center (SMC) is the home of the Southeast Missouri State University men's and women's basketball teams. Additionally, the Show Me Center is the entertainment, and meeting hub for the 250,000 residents of the tri-state region.

On June 26, 2014, the Southeast Missouri State University Board of Regents approved a list of high priority major capital renovation projects to be completed over the next two to three years to upgrade the Show Me Center to modern arena standards.

The list of projects, totaling 9.49 million, include infrastructure and

building components that are original to the building and are beyond their useful life for today's arena events. The high priority items include improvements to the facility's telescopic seating, scoreboard system, sound and lighting systems, roof, rigging grid, front meeting rooms and parking lots. Construction will be completed during two phases beginning this summer.

The facility first opened its doors in the summer of 1987 and celebrated its 25th Anniversary during the 2012-13 season.

The Show Me Center has served Southeast Missouri State University, the City of Cape Girardeau, and the citizens of Southeast

Missouri, Southern Illinois, and Western Kentucky by providing quality concerts, sporting events, top-notch family entertainment, and a first-rate banquet, convention, and meeting facility.

The facility is a joint-venture of Southeast Missouri State and the City of Cape Girardeau. The combined SMC and Student Recreation Center, which received a complete renovation and expansion in 1999, were originally built at a cost of \$18 million.

The building houses the Redhawks men's and women's locker rooms, which have been completely remodeled. New basketball offices on the north side of the SMC were completed during the

fall of 2003. More recently, a portable floor and goals were purchased before the 2011-12 season.

The Student Recreation Center is adjoined to the Show Me Center, and it houses the Redhawks' practice facilities. The center has five full basketball courts (including two hardwood courts), a large weight room, six racquetball courts, an indoor track, two cardiovascular equipment areas, a climbing wall, two multipurpose rooms, and full locker rooms. The new Student Aquatic Center, which opened in December 2007, features a four-lane lap pool, a recreational pool with a rock wall and zip line, hot tub and locker rooms.



Largest Show Me Center Crowds

vs. Murray State (Feb. 12, 2000)	7,241
vs. Murray State (Feb. 22, 1992)	7,195
vs. Murray State (Jan. 14, 1999)	7,156
vs. Southwest Baptist (Feb. 17, 1990)	7,142
vs. Murray State (Feb. 15, 2012)	7,125
vs. Central Missouri (Feb. 18, 1990)	6,911
vs. Central Missouri (Jan. 12, 1991)	6,904
vs. Missouri Western (Feb. 25, 1989)	6,893
vs. Northeast Missouri (Feb. 25, 1989)	6,870
vs. Southern Illinois (Dec. 15, 1994)	6,777
vs. Southwest Baptist (Jan. 26, 1991)	6,670
vs. Central Missouri (Jan. 23, 1988)	6,635
vs. Murray State (Feb. 19, 1994)	6,630
vs. Austin Peay (Jan. 22, 2005)	6,607
vs. Murray State (Feb. 14, 1998)	6,593
vs. Missouri-St. Louis (Jan. 25, 1989)	6,518
vs. Tennessee State (Feb. 20, 1993)	6,518

Year-by-Year Home Attendance (Since Joining NCAA Division I)

1991-92 (14 Dates)	5,391
1992-93 (14 Dates)	5,590
1993-94 (13 Dates)	5,432
1994-95 (15 Dates)	5,095
1995-96 (13 Dates)	4,604
1996-97 (14 Dates)	4,384
1997-98 (13 Dates)	4,912
1998-99 (13 Dates)	5,203
1999-00 (15 Dates)	5,066
2000-01 (14 Dates)	5,054
2001-02 (14 Dates)	4,123
2002-03 (13 Dates)	4,258
2003-04 (13 Dates)	3,813
2004-05 (14 Dates)	3,902
2005-06 (13 Dates)	3,550
2006-07 (13 Dates)	3,558
2007-08 (13 Dates)	3,437
2008-09 (13 Dates)	2,613
2009-10 (14 Dates)	2,511
2010-11 (13 Dates)	2,215
2011-12 (14 Dates)	2,356
2012-13 (14 Dates)	2,339
2013-14 (13 Dates)	1,983



SOUTHEAST MISSOURI STATE REDHAWKS



GAMEDAY WITH THE REDHAWKS





EXPERIENCE REDHAWK BASKETBALL





SOUTHEAST MISSOURI STATE REDHAWKS



The Redhawk Success Center offers Southeast Missouri student-athletes a place to study and develop as students and campus leaders.

It is located in the Student Recreation Center, just south of Houck Stadium. The Redhawk Success Center offers a computer lab with 18 work terminals, study areas and rooms for group meetings.

The area is under the guidance of Director of Academic Services Sharon Burgard, Assistant Coordinator Sandy Wiemers and Graduate Assistants Karley Evans and Bethany Pfeiffer.

The beautiful facility has enhanced the outstanding work in the classroom already enjoyed by Southeast student-athletes. Last year,

the Redhawks combined for a 3.17 cumulative grade point average in the fall and spring semesters. Over 60 percent of all student-athletes recorded a 3.0 or higher GPA. Thirteen of Southeast's 15 intercollegiate athletic teams recorded a team GPA over 3.0. Additionally, Southeast student-athletes logged over 3,000 hours of community service over the 2013-14 academic year.

Tutors are available for all student-athletes as needed. In addition, both attendance and academic progress is monitored through regular checks with faculty.

A special course is required for all first time student-athletes at Southeast. The course, which offers three credit hours, is part of a comprehensive program developed to address study

skills and life skills topics, and thus, enhance retention and academic success for student-athletes.

Entering student-athletes are evaluated for academic preparedness and assigned to appropriate categories. Student-athletes can also receive individualized academic programs which include meeting with a mentor bi-weekly to discuss academic progress.

The Success Center

staff works to get athletes involved in campus and community projects, as well. This is done to provide a support structure and greater opportunity for academic success. Through the NCAA's CHAMPS/Life Skills Program, the Success Center gives student-athletes personal and professional skills in order to facilitate successful and productive futures.

ACADEMIC EXCELLENCE



2013-14 Notables

- Southeast Missouri finished third in the Ohio Valley Conference Commissioner's Cup for the second-straight year in 2013-14. The third-place finish matched the Redhawks highest in school history. Southeast accumulated a total of 107.5 points, a +3.25 increase in its point total from the previous year.
- Southeast Missouri's student-athletes finished the 2013-14 academic year with a 3.17 grade point average and had 13 teams maintain a 3.0 the entire year. In all, 197 individuals finished the year with a 3.0 or higher cumulative GPA accounting for 62.5 percent of the student-athlete population.
- A total of 60 student-athletes received their degrees, including 19 in the fall and 41 in the spring.
- For the fifth time in seven years, Southeast's women's gymnastics team posted the highest cumulative GPA among all NCAA programs as announced by the National Association of Collegiate Gymnastics Coaches/ Women (NACGC/W). The Redhawks 3.81 mark edged Western Michigan's 3.80 GPA.
- Southeast student-athletes logged over 3,000 community service hours in 2013-14. Redhawk student-athletes participated in a number of community service activities, including Feed My Starving Children, Pink Up Cape, Read to Succeed, Special Olympics, American Cancer Society benefit dinner and the SEMO Food Bank's Party for the Good.
- Southeast teams combined for five conference championships in 2013-14. The Redhawks won the OVC men's indoor track, men's and women's outdoor track titles, and baseball crown. Meanwhile, the women's gymnastics team won the Midwest Independent Conference championship.



SOUTHEAST MISSOURI STATE REDHAWKS



Student-athletes and coaches at Southeast Missouri are dedicated to giving back to the community that so generously supports them.

Redhawk basketball student-athletes have opportunities to participate in a variety of community service activities each year. Community involvement helps provide a support structure and greater opportunity for academic success.

We are proud of the level of commitment shown by our student-athletes and always encourage them to participate in community service projects here at Southeast.





SOCIAL DEVELOPMENT





SOUTHEAST MISSOURI STATE REDHAWKS



Southeast Missouri's Strength and Conditioning program is committed to developing the total student-athlete through their experiences within a competitive training environment.

This will be accomplished by focusing on reducing the risk of injury and maximizing athletic potential through individual evaluation and program design.

The Southeast Missouri Strength and Conditioning program is under the direction of Ryan Johnson.

Redhawk student-athletes use various training facilities located inside the Student Recreation Center South.



Training Principles for Southeast Athletes:

1. Reduce the risk of injuries
 - If a student-athlete is injured, he/she will not be able to compete at practice or games.
2. Ensure the athletes are optimally prepared to compete
 - It is our responsibility to best manage all stressors that are placed on the student-athletes body in order to achieve the best results on the playing field.
3. Maximize athletic ability
 - We challenge each athlete, both physically and mentally, in order to achieve optimal results.

Exercises for Southeast Athletes are based on the following Principles:

1. Ground Based Movements
 - Athletes compete with their feet on the ground, and therefore, should train that way. The ability to produce force against the ground determines how fast athletes can run and how high they can jump.
2. Three-Dimensional Movements
 - Athletes must be able to stabilize themselves in all planes of movement. A fancy way of saying we use free weights (barbells/ dumbbells vs. machines).
3. Multi-Joint Movements
 - Very rarely in sport do athletes isolate one single joint at a time. Athletes can train more muscle mass at the same time.



COMPETITIVE SUCCESS



SOUTHEAST MISSOURI STATE REDHAWKS



Prevention. Treatment. Rehabilitation. Education. Those are the four primary phases of athletic training, and the Southeast Missouri athletic training staff strives to fulfill all of those areas when working with student-athletes on a daily basis.

Southeast student-athletes are offered the best care possible by the athletic training staff. The Sports Medicine department includes five full-time athletic trainers, six graduate assistants and several student assistants. The staff serves student-athletes around-the-clock at numerous facilities on campus.

The athletic trainers begin treatments and rehabilitation

starting as early as 6 a.m., and are available until the last student-athlete is through.

There are currently four athletic training facilities on campus. The staff treats out of the Rosengarten Athletic Complex, where the primary training room is located. There are two other satellite athletic training rooms, including one at Houck Field House and one at the Show Me Center.

The Southeast athletic training rooms are equipped with stationary bikes, hand weights, therapeutic modalities and the latest physical therapy equipment. Each component is strategically designed to not only give the student-athlete the best care, but also to aid

in returning to competition as quickly as possible.

Southeast Athletic Training has strong working relationships with local physicians and two hospitals in Cape Girardeau. It is from these hospitals that the Athletic Training department is assisted by four orthopedic physicians.

The Southeast Athletic Training program prides and commits itself to providing the best comprehensive, personalized and efficient

healthcare to its student-athletes. Delivery of healthcare focuses on the prevention and management of athletic-related injuries or illnesses, while adhering to the National Athletic Trainers' Board of Certification Standards of Professional Practice. Our high quality of athletic healthcare is provided in combination with the education of athletic training students.





ATHLETIC PERFORMANCE





SOUTHEAST MISSOURI STATE REDHAWKS



PRESIDENT DR. KENNETH W. DOBBINS

Dr. Kenneth W. Dobbins became the seventeenth president of Southeast Missouri State University on July 1, 1999 after serving as the University's Vice President of Finance and Administration from 1991 to 1993, and Executive Vice President from 1993 until his appointment as president. He previously held several positions in higher education administration at Kent State University in Ohio.

During his tenure at Southeast, academic programs have been enhanced including the establishment of the College of Science, Technology, and Agriculture and the Earl and Margie Holland School of Visual and Performing Arts which opened in fall 2007 on the new River Campus. A comprehensive

review of all academic and non-academic programs has been accomplished to maintain quality and minimize student fee increases in the face of significant state appropriation reductions. Southeast continues to be recognized nationally for many of its outstanding accredited academic programs. For the 11th year in a row, Princeton Review recognized the Master of Business Administration program on its list of "Best Business Schools." GetEducated.com listed Southeast #1 on the list of "Top 10 Ranked Best Values Online MBAs-AA-CSB-Accredited"; Southeast is recognized in the top tier of the Midwest best regional universities in U.S. News Best Colleges for 2014; and Southeast was again named among

the "Best in the Midwest" by Princeton Review. Additionally, Militaryfriendlyschools.com lists Southeast among the top schools that embrace veterans as students, and recent freshmen survey data indicate that new students applied only to Southeast at a rate three times the national average.

Enrollment has increased significantly since a 20-year-low in 1994 when approximately 7,900 students attended Southeast. In fall 2005, enrollment topped 10,000 for the first time, and stood at more than 11,900 in 2013. Additionally, record enrollments in higher education have occurred in the University's 25-county service region during his tenure due to the establishment of new regional campuses

in Sikeston and Kennett and a higher education center at Perryville serving place-bound students in and near those rural communities.

During Dr. Dobbins' presidency more than \$400 million in capital construction and building improvement projects have enhanced the University. The Seabaugh Polytechnic Building and the \$58 million River Campus were constructed. In 2005, the Douglas C. Greene Center for Innovation and Entrepreneurship was opened, followed by the dedication of the state-of-the-art David M. Barton Agriculture Research Center in 2009, and the University's Autism Center for Diagnosis and Treatment in 2010. Southeast is known throughout the Midwest for its modern and stu-

dent-friendly residence halls. Vandiver Hall was completed in 2002; Merick Hall in 2009; and LaFerla Hall was dedicated in the fall of 2013. More than \$90 million in capital renovation projects were completed in 2013, including the renovation of the historic 108-year-old Academic Hall, and the remodeling and upgrades to the Magill and Rhodes sciences complex. Additionally, the University will open the River Campus Center, a new academic and residence hall center, at the River Campus in fall 2014.

Dr. Dobbins has served a two-year term as president of the Missouri Council on Public Higher Education (COPHE), the organization for presidents and chancellors of Missouri's public colleges and universities, and is the senior member of the organization. In 2007, he was selected to serve a three-year term on the American Association of State Colleges and Universities (AASCU) Board of Directors, an organization which represents over 420 U.S. public college and university members and more than 3.7 million students or 56 percent of the enrollment at all public four-year institutions. He was elected Secretary-Treasurer of the organization in 2008, chaired the organization in 2010-2011, and again serves on the AASCU Board. Also, for the past ten years, he has served as one of four faculty members for the week-long AASCU New Presidents' Academy, and currently chairs the Finance Committee of the American Academic Leadership Insti-

tute. He previously served three years as president of the Ohio Valley Conference and is currently a member of the Conference finance subcommittee. In addition, he is the vice president for membership on the executive board of the Greater St. Louis Council, Boy Scouts of America, and was elected by local council associates to serve on the National Council, Boy Scouts of America. In 2010, he was awarded the Silver Beaver Award, the highest honor bestowed upon a Boy Scout volunteer by a council.

He earned his B.S. degree in accounting from the University of Akron (Ohio) in 1971 and served as a commissioned officer and civilian executive in the U.S. Air Force for almost 10 years. He received the M.B.A. degree in 1979 from Old Dominion University (Virginia) where he was awarded the 2001 Distinguished Alumni Award, and the Ph.D. in higher education administration in 1987 from Kent State, where in 2011, he was awarded the Alumni Leadership Award for the College of Education, Health and Human Services Annual Hall of Fame Awards. He is also a Certified Public Accountant in Ohio.

Dr. Dobbins and his wife, Jeanine Larson Dobbins, Founder and Director Emeritus of the Missouri Statewide Early Literacy Intervention Program based at Southeast, have a son, Paul, and a daughter-in-law, Stacey, who are both Southeast graduates, and two grandsons, Lincoln Kenneth and Brady Larson Dobbins.

Board of Regents



Doyle L. Privett
President



Kendra Neely-Martin
Vice President



Donald G. LaFerla



Daren Todd



Thomas M. Meyer



Jay B. Knudtson



Austin Cordell
Student Representative



SOUTHEAST MISSOURI STATE REDHAWKS



DIRECTOR OF ATHLETICS MARK ALNUTT

Southeast Missouri's Department of Athletics is thriving under the leadership of Mark Alnutt.

Southeast Athletics operates on the three core values of its mission -- Academic Excellence, Social Development and Competitive Success. As a result, the Redhawks are soaring in all of those areas.

Academically, Southeast student-athletes have combined for over a 3.1 cumulative grade point average in the fall and spring semesters each year with Alnutt at the helm. The 2013-14 campaign saw a total of 197 individuals achieve a 3.0 or higher cumulative GPA accounting for 62.5 percent of the student-athlete population. That success led to the Department of Athletics securing a 3.17 GPA with 13 teams maintaining a 3.0 or better the entire year.

Prior to that, the Redhawks accumulated a 3.12 GPA with 192 student-athletes getting a 3.0 or higher mark in 2012-13.

In line with academics, Alnutt strongly encourages coaches, administrators and student-athletes to be visible in the community. That being said, student-athletes have logged over 4,000 hours of community service in Alnutt's term as Director of Athletics. Pink Up Cape, Feed My Starving Children, Project Homeless Connect, Cape Girardeau Adopt-A-Street, Read to Succeed and Special Olympics are among the many community service opportunities the Redhawks have actively participated in.

Another valuable piece of Southeast's growth in athletics has been Alnutt's Redhawks Road Trip. The Redhawks Road Trip features a series of outreach events to give fans, alumni, supporters

and community members the chance to meet select coaches, student-athletes and administration from Southeast Athletics. Last year, the Redhawks made 11 different stops along the "I-55 Corridor," that stretch between St. Louis and Memphis which is so important from a branding, recruiting and fundraising standpoint.

Athletically, Southeast finished third in the Ohio Valley Conference Commissioner's Cup for the second-straight year in 2013-14. The Redhawks tallied 107.5 points, a +3.25 increase from the previous season. Those third-place finishes are the best in school history.

Southeast nearly had a clean sweep of the OVC track & field championships, winning the men's indoor and men's and women's outdoor crowns. The Redhawks also won the OVC baseball title and Midwest

Independent Conference women's gymnastics championship during the 2013-14 campaign. In all, Southeast teams have won six conference titles in Alnutt's first two years as Director of Athletics.

Alnutt was the driving force behind securing the first-ever NCAA football game at Busch Stadium in St. Louis. Longstanding regional-rivals Southeast Missouri and Southern Illinois met in the College Classic on Sept. 21, 2013.

Alnutt has made some new coaching hires as well. He introduced Tom Matukewicz as the Redhawks head football coach on Dec. 18, 2013 and Mark Redburn as the school's next head softball coach on June 26, 2014.

Since Alnutt officially took over as Director of Athletics on April 19, 2012, total giving to athletics has increased by

more than xx percent. As a result, the department raised over \$780,000 through various fundraising initiatives.

Prior to accepting his first job as Director of Athletics, Alnutt served as the Senior Associate Athletics Director at the University of Missouri.

Alnutt was the administrative liaison for football; supervised track and field, cross country, gymnastics and golf; spearheaded the department's project management team; served as the primary point person for the Athletic Department, overseeing all aspects of facility project master planning, development, management and implementation; and was involved with external department operations, including development, game operations, marketing, media relations, Mizzou Sports Properties and ticket operations.

Alnutt also managed postseason travel arrangements for each of the University of Missouri's 20 intercollegiate sport programs. He oversaw Missouri's Nike contract, the Big Wheels and Flying Tiger programs and the department's relationship with Old Hawthorne Golf Club. In 2009, he managed a \$5 million video board project through the University of Missouri Sports Complex with the centerpiece being a new board at Faurot Field. He also oversaw the design and construction of the new Golden Girls/Gymnastics practice facility in the fall of 2011. Alnutt was actively involved in the solicitation and stewardship efforts of capital gift giving, as well.

Alnutt spent six years at the University of Missouri as director of football operations, adding an assistant athletic

director title prior to the 2005-2006 season. In that role, his duties included coordinating the team's travel plans, overseeing the football budget, handling compliance issues, scheduling of facilities, assisting with recruiting operations and managing the day-to-day operations of the football program.

He coordinated public relations and community service events for football, and oversaw all organizational aspects for the University of Missouri's trips to the 2003 and 2005 Independence Bowl games played in Shreveport, La. He also represented the football program as part of the design team that planned the \$16 million expansion and renovation project which turned the Tom Taylor Building into the Missouri Athletics Training Complex.

Alnutt was a three-year letterman for the University of Missouri as a linebacker and tight end from 1993-1995 and was voted the team's champion of the year as a senior. He earned a degree in sociology in 1995 and went to work for Major Brands as a senior salesman in Kansas City from February 1996 to August 1997.

He returned to the University of Missouri to pursue a master's degree in public administration with an emphasis on sports psychology. He joined the Missouri football staff in 1998 as an administrative/video graduate assistant. Alnutt completed his master's degree in May 2000 and took over as director of football operations that August.

A native of Kansas City, Alnutt served as president of the board of directors for Big Brothers/Big Sisters of Boone County and was selected to participate in the 2002-2003

NCAA Leadership Institute for Ethnic Minority Males. In June 2005, he was recognized by Columbia Business Times as one of the Columbia's 40-Under-40 business leaders for his work in the community.

He has participated in the Division I-A Athletic Director's Institute, attended the NACDA Mentoring Institute and chaired the NCAA Women's Gymnastics committee. In 2010, he was the recipient of an Outstanding Chancellor's Staff recognition and the Barbara S. Uehling Award for Administrative Excellence at the University of Missouri.

Alnutt was selected to serve a four-year term on the NCAA Minority Opportunities and Interests Committee, effective Sept. 1, 2013.

The NCAA Minority Opportunities and Interests Committee (MOIC) was formed by the Association in January 1990 to review issues related to the interests of ethnic minorities and women. These issues focus on the education

and welfare of minority student-athletes, as well as the enhancement of opportunities for ethnic minorities and women in coaching, athletics, administration, officiating and the NCAA governance structure.

A year later, Alnutt was appointed to serve a four-year term on the NCAA Football Playing Rules Committee that will begin Sept. 1, 2014.

The mission of the NCAA Football Rules Committee is to govern the playing rules of collegiate football by: Acknowledging the traditions of sport; Soliciting input from various college constituencies; Examining existing regulations and making necessary modifications to create safe, practical, concise and enforceable rules; and influencing the long term vision and direction of NCAA football.

Alnutt and his wife, the former Kate Hankins, are the parents of four children, Jaren, Kinleigh, Mason and Aidan.





SOUTHEAST MISSOURI STATE REDHAWKS



Southeast Missouri won the Cure UCD Classic in Puerto Vallarta, Mexico Nov. 29-Dec. 1, 2013.

Southeast went 3-0 in the tournament, defeating Northern Kentucky, 79-65, Tulane, 102-72, and Texas State, 82-74.

Jarekious Bradley, Lucas Nutt and Tyler Stone earned All-Tournament Team honors at the event. Bradley was also named the tournament's Most Valuable Player.



CURE UCD CLASSIC CHAMPIONS

SEASON PREVIEW



Josh Langford is one of four players on the 2014-15 roster who has previous NCAA Division I experience. Langford played his first season with the Redhawks a year ago after transferring from Auburn.



SOUTHEAST MISSOURI STATE UNIVERSITY

Southeast Missouri's men's basketball team packs another big punch as it sets to begin the 2014-15 season.

Southeast, which is again loaded with talent, has its biggest roster in six seasons under head coach Dickey Nutt.

"Our expectations are high," said Nutt. "We feel like we are going to be able to score the basketball and be a better defensive team. It's going to be an exciting team to watch because these guys are very athletic."

The Redhawks have 16 players, including four with previous NCAA Division I experience. This year's team also features three returning starters and four of the top five scorers back from last season.

Nutt and company will

be looking to build on a 2013-14 campaign which resulted in an overall record of 18-14 and fourth-straight trip to the Ohio Valley Conference Tournament quarterfinals.

Here is an in-depth look at the 2014-15 Redhawks:

Backcourt

The Redhawks have a new look at the point guard spot with left-handed shooter **J.J. Thompson (Irving, Texas.)** Thompson sat out all of last season after transferring to Southeast from the University of Houston. Prior to this year, Lucas Nutt was the Redhawks starting point guard for four seasons.

Thompson, a two-year starter at Houston, last played in 2012-13 where he participated in 29 games and 21 starts. He averaged

six points per game and ranked second on the team with 83 assists that year.

"J.J. is a scoring guard who can play several different positions," said Nutt. "He has played in a lot of big games and we feel like he is the total package."

C.J. Reese (Chattanooga, Tenn.) and freshman **Marcus Wallace (Little Rock, Ark.)** will challenge Thompson at the point.

Reese averaged 11.3 minutes per game off the bench in his first season of competition at Southeast in 2013-14. He played in 21 games, averaging 2.3 points per contest. Reese also contributed 39 assists, five steals and a block.

"C.J. is a big-bodied guard who is really good with the ball," added Nutt.

Wallace was a two-time All-State and three-time All-Conference selection at Pulaski Academy, helping the Bruins to a 59-12 record in three years as their starting point guard. He averaged 20.6 points, 5.2 assists, 5.8 rebounds and 3.2 steals a game during his final prep season.

"Our fans will enjoy and appreciate watching Marcus play," said Nutt. "He is very athletic and can play a variety of positions in addition to point guard. He is also a super defender and great student."

Perimeter

Southeast ranked second in the nation in field goal percentage (.499) and sixth in scoring offense (82.9 ppg) during the 2013-14 season. The Redhawks, who led the OVC in both categories, look to keep those numbers up with the help of a star-studded perimeter cast.

Jarekious Bradley (Memphis, Tenn.) and **Antonius Cleveland (Memphis, Tenn.)** are the returning starters on the wing.

Bradley made a sparkling debut for Southeast last season, averaging 19 points per game as the team's second-leading scorer. One of four Redhawks who played in all 32 contests, Bradley rated third in the OVC in scoring and fifth in three-pointers made (75) en route to earning Second-Team All-OVC and All-Newcomer Team honors. He was named OVC Newcomer of the Week a league-high seven times and secured First-Team NABC All-District accolades, as well. Not to mention, Bradley scored double figures on 27 occasions.

"We look for Jarekious to have a bigger year this season," said Nutt. "He is a good shooter who can really score the basketball. He's strong and physical and has the caliber to be Player of the Year in our conference."

Cleveland stormed onto the scene as one of the OVC's top freshmen a year



Jarekious Bradley

Season Outlook

ago. A classic late-bloomer, Cleveland started 21 games and ranked third on the team with 9.1 points per game. He shot 52.2 percent from the field and was third on the team in both assists (53) and steals (32). In addition, he won four OVC Freshman of the Week accolades and he made ESPN SportsCenter twice in his rookie campaign.

Returnees **Jamaal Calvin (Chattanooga, Tenn.)** and **Darrian Gray (Memphis, Tenn.)**, and newcomers **Isiah Jones (Pulaski, Ill.)**, **Ladarius Coleman (Memphis, Tenn.)** and **J.T. Jones (Sikeston, Mo.)** boost the perimeter depth.

Calvin had significant playing time, competing in 29 games and making two starts as a freshman last season. He averaged 4.7 points and 14 minutes a game, while ranking third on the team with 28 three-pointers made.

Gray started 15 games, averaging 21.3 minutes and seven points per contest. He also dished out 38 assists, had 14 steals and gathered eight blocks.

"Jamaal and Darrian will again contribute," commented Nutt. "Both saw considerable playing time last season."

Also known as "Hoopy," Isiah comes to Southeast from Odessa College, where he averaged 5.6 points, 2.6 rebounds and 1.9 assists in 21 games and seven starts last season. Prior to that, Jones got a year of Division

I experience under his belt when he saw action in 23 games as a reserve at UAB in 2012-13.

J.T. is a preferred walk-on from nearby Sikeston High School. He averaged 17.8 points, 10.2 rebounds, four assists and 3.5 steals per game as a senior.

Coleman averaged 11 points and 7.2 rebounds a game during his senior year at White Station High School, the same high school as Redhawk senior forward Nino Johnson.

Frontcourt

The Redhawks lose their leading scorer in Tyler Stone, a First-Team All-OVC pick last year. Stone ended his Southeast career ranked fifth all-time with 1,546 points.

Seniors **Nino Johnson (Memphis, Tenn.)** and **Josh Langford (Huntsville, Ala.)** are projected to start down low.

Johnson, a returning starter, ranked third on the team in rebounding (6.0 rpg) and fourth in scoring (8.5 ppg) over 30 games and 21 starts. One of the OVC's top shot-blockers, Jones was 12th in the league with 28 swats in 2013-14. He needs 37 more to break Southeast's all-time career record in blocks.

"Nino is one of the better big men in our conference," said Nutt.

Langford officially became eligible 11 games into last season and



wound up finishing as the Redhawks fifth-leading scorer with 7.5 points per contest in 22 games and 18 starts. He ranked fourth on the team with 3.5 rebounds a game, averaging 28.9 minutes (third-most on the team).

"Josh is very explosive," said Nutt. "He's a slasher who can play multiple positions both inside and outside."

Aaron Adeoye (Marion, Ill.), **Trey Kellum (Peoria, Ill.)**, **T.J. Thomas (Chicago, Ill.)** and **Caleb Woods (Selmer, Tenn.)** beef up the frontcourt.

Adeoye transfers to Southeast for his final season from Western Kentucky. He averaged 3.6 points, 4.3 rebounds and

ranked second on the team with 15 blocks in 32 games and 15 starts a year ago.

"Aaron is a natural power forward that will complement our team immediately," quoted Nutt. "He's very physical, has a nose for the ball and is capable of being a good scorer."

Kellum spent the last two years at Florida A&M. He ranked fourth on the team in scoring with 8.8 points in 31 games and 27 starts in 2013-14.

Thomas, the second-tallest player on the team at 6'8", averaged 13 points, 11 rebounds and 3.2 blocks as a senior at Tucker High School in Georgia.

Season Outlook

SOUTHEAST MISSOURI STATE UNIVERSITY

"T.J. has the potential to be a very good player at the major college level," said Nutt. "He is very athletic and has the ability to score inside and out along with his shot blocking capabilities."

Woods saw limited action, playing in nine games as a walk-on a year ago.

Coaching Staff Update

First-year assistant coaches Stetson Hairston and Justin Argenal will accompany Nutt on the bench this season.

Hairston comes to Southeast after spending the last two seasons under Rodney Watson at the University of Southern Indiana. Prior to USI, Hairston coached at the University of Montevallo. Lincoln Trail College, Southwestern Illinois

College and Chipola College.

As a player, Hairston was a four-year starter for Southern Illinois. The Salukis won four Missouri Valley Conference titles, made four NCAA Division I Tournament appearances and produced a record of 104-28 with Hairston on the roster. He finished his career with over 1,000 career points and 500 rebounds, while earning a pair of All-Conference and All-Defense awards.

Argenal spent the 2013-14 season at The Citadel where he was an assistant coach under Chuck Driesell. Before that, he worked two seasons as director of basketball operations at Louisiana Tech.

Jamie Rosser, who has been with Nutt the entire time he has been at Southeast, was promoted

to associate head coach this season.

Three SEC Schools Highlight 2014-15 Schedule

Southeast's 29-game schedule features 16 matchups (including two exhibition) at the Show Me Center.

Southeast will enter its sixth season under head coach Dickey Nutt with a tough non-conference schedule in addition to its always challenging 16-game Ohio Valley Conference slate.

"Our non-conference schedule may be one of the toughest in school history," said Nutt. "Our reasons behind such a challenging schedule are simple. We feel like we have developed into one of the better teams in our league and that this non-conference slate will prepare us for the OVC."

The Redhawks heavy non-conference schedule begins with four of five games away from home.

Southeast tips off the season with a trip to the West Coast. The Redhawks will play two games in Los Angeles, Calif., squaring off against Loyola Marymount (Nov. 14) and San Diego (Nov. 15).

Following its home-opener against Hannibal-LaGrange (Nov. 18), Southeast hits the road to face Central Arkansas (Nov. 22) and Bowling Green (Nov. 25). This year marks the Redhawks first-ever

meeting with Mid-American Conference opponent Bowling Green.

Two days after the Thanksgiving holiday, Southeast plays host to Southwestern Athletic Conference foe Alabama A&M (Nov. 29).

After that, the Redhawks final seven non-conference games will be headlined by dates with three Southeastern Conference schools and two Missouri Valley opponents.

Southeast heads to in-state rival Missouri (Dec. 2) and faces both Arkansas (Dec. 20 in Little Rock, Ark.) and Ole Miss (Dec. 22 in Southaven, Miss.) at neutral sites.

Both Missouri (23-12) and Arkansas (22-12) won more than 20 games last season, while Ole Miss went 19-14 overall. The Rebels return the trip to the Show Me Center next year.

The Redhawks renew a home-and-home series with longstanding regional-rival Southern Illinois and conclude a home-and-home with Missouri State in 2014-15. Southeast meets SIU for the 112th time this season. Additionally, this year marks the 144th meeting between the Redhawks and Missouri State. That series is Southeast's third-longest against an in-state school.

The Salukis will come to Cape Girardeau on Dec. 10 and the Bears will be in town on Dec. 13. Southeast and SIU play at the Show



Josh Langford

Season Outlook

Me Center for the first time since 2009-10, Nutt's first year as head coach.

"Having three teams from the SEC along with historically great programs such as SIU and Missouri State on our schedule will certainly let us know real quick where we are as a team," commented Nutt. "The thing we talk about most within our program is that it's time to take that next step. In order to do this, you have to schedule good teams and you have to be able to beat good teams."

Southeastern Louisiana (Dec. 6) and Harris-Stowe (Dec. 28) complete this year's non-league schedule. Those contests will be at the Show Me Center, as well.

Southeast begins OVC play at two-time defending conference champion Belmont (Jan. 1) on New Year's Day.

The Bruins went 26-10 overall and 14-2 in the OVC under Rick Byrd last season. Belmont fell to Eastern Kentucky the OVC Tournament title game. Prior to that, the Bruins won both the OVC regular-season and tournament crowns in 2012-13.

The Redhawks home conference schedule includes games with Morehead State (Jan. 8), Eastern Kentucky (Jan. 10), Tennessee Tech (Jan. 17, Hall of Fame game), SIU Edwardsville (Jan. 29), Eastern Illinois (Feb. 7), UT Martin (Feb. 12), Murray State (Feb. 14) and


Austin Peay (Feb. 28).

Away matchups at Tennessee State (Jan. 3), Jacksonville State (Jan. 14), UT Martin (Jan. 24), Austin Peay (Jan. 31), Murray State (Feb. 5), SIU Edwardsville (Feb. 19) and Eastern Illinois (Feb. 21) fill out the remainder of the OVC slate.

Rival Murray State claimed the OVC West Division and won the CollegeInsider.com Tournament, while Eastern Kentucky represented the league in the 2014 NCAA Tournament a year ago.

"I think our fans can be excited about the attractive schedule we have put together this year," added Nutt. "I do believe that if we can stay strong in the early going, we will have a chance to be a good team when the conference season arrives."

Southeast will play two exhibition games at the Show Me Center prior to the 2014-15 campaign. The Redhawks welcome Missouri Baptist (Nov. 3) and Fontbonne (Nov. 8) in exhibition action.



Antonius Cleveland

Quick Facts

Location	Cape Girardeau, Mo.
Founded	1873
Enrollment	12,087
Nickname	Redhawks
Colors	Red and Black
Affiliation	NCAA Division I
Conference	Ohio Valley
Facility	Show Me Center (7,000)
President	Dr. Kenneth W. Dobbins
Director of Athletics	Mark Alnutt
Website	GoSoutheast.com
Ticket Office Phone	(573) 651-2113

Coaching Staff

Head Coach	Dickey Nutt
Alma Mater	Oklahoma State, 1982
Career Record (Yrs.)	256-278 (18)
Record at Southeast (Yrs.)	67-91 (5)
Assistant Coaches	Jamie Rosser, Stetson Hairston, Justin Argenal

Team Information

2013-14 Record	18-14
2013-14 OVC Record/Finish	8-8/6th/2nd OVC West
Starters Returning/Lost	3/2
Letterwinners Returning/Lost	9/4

Season Outlook

Numerical Roster

No.	Name	Pos.	Ht.	Wt.	Cl.	Yr.	Hometown (High School/College)
0	Josh Langford	G	6-7	215	Sr.	5th	Huntsville, Ala. (Lee/Auburn)
1	Nino Johnson	F	6-9	245	Sr.	4th	Memphis, Tenn. (White Station)
2	Isiah Jones*	G	6-4	193	Jr.	4th	Pulaski, Ill. (Christian Life Academy/Odesa College)
3	C.J. Reese	G	6-2	195	So.	2nd	Atlanta, Ga. (McCallie Prep (Chattanooga, Tenn.))
4	Antonius Cleveland	G	6-6	175	So.	2nd	Memphis, Tenn. (Faith Baptist Christian Academy (Ga.))
5	Caleb Woods*	G/F	6-3	180	Sr.	4th	Selmer, Tenn. (McNairy Central/Dyersburg State CC)
10	TJ Thomas	F	6-8	200	Fr.	1st	Chicago, Ill. (Tucker (Ga.))
11	Marcus Wallace	G	6-1	175	Fr.	1st	Little Rock, Ark. (Pulaski Academy)
12	Jamaal Calvin	G	6-0	181	So.	2nd	Chattanooga, Tenn. (McCallie Prep)
15	Darrian Gray	G	6-5	213	Sr.	4th	Memphis, Tenn. (Southwind/Lake Land College)
21	Trey Kellum	F	6-7	215	Jr.	3rd	Peoria, Ill. (Peoria Central/Florida A&M)
23	Jarekious Bradley	F/G	6-5	220	Sr.	5th	Memphis, Tenn. (East/East Mississippi CC)
24	Aaron Adeoye	F	6-7	237	Sr.	4th	Marion, Ill. (Marion/Western Kentucky)
25	Ladarius Coleman	G/F	6-5	200	Fr.	1st	Memphis, Tenn. (White Station)
33	J.T. Jones*	G	6-3	200	Fr.	1st	Sikeston, Mo. (Sikeston)
55	J.J. Thompson	G	6-0	185	Jr.	4th	Irving, Texas (Irving/Houston)

Alphabetical Roster

No.	Name	Pos.	Ht.	Wt.	Cl.	Yr.	Hometown (High School/College)
24	Aaron Adeoye	F	6-7	237	Sr.	4th	Marion, Ill. (Marion/Western Kentucky)
23	Jarekious Bradley	F/G	6-5	220	Sr.	5th	Memphis, Tenn. (East/East Mississippi CC)
12	Jamaal Calvin	G	6-0	181	So.	2nd	Chattanooga, Tenn. (McCallie Prep)
4	Antonius Cleveland	G	6-6	175	So.	2nd	Memphis, Tenn. (Faith Baptist Christian Academy (Ga.))
25	Ladarius Coleman	G/F	6-5	200	Fr.	1st	Memphis, Tenn. (White Station)
15	Darrian Gray	G	6-5	213	Sr.	4th	Memphis, Tenn. (Southwind/Lake Land College)
1	Nino Johnson	F	6-9	245	Sr.	4th	Memphis, Tenn. (White Station)
2	Isiah Jones*	G	6-4	193	Jr.	4th	Pulaski, Ill. (Christian Life Academy/Odesa College)
33	J.T. Jones*	G	6-3	200	Fr.	1st	Sikeston, Mo. (Sikeston)
21	Trey Kellum	F	6-7	215	Jr.	3rd	Peoria, Ill. (Peoria Central/Florida A&M)
0	Josh Langford	G	6-7	215	Sr.	5th	Huntsville, Ala. (Lee/Auburn)
3	C.J. Reese	G	6-2	195	So.	2nd	Atlanta, Ga. (McCallie Prep (Chattanooga, Tenn.))
10	TJ Thomas	F	6-8	200	Fr.	1st	Chicago, Ill. (Tucker (Ga.))
55	J.J. Thompson	G	6-0	185	Jr.	4th	Irving, Texas (Irving/Houston)
11	Marcus Wallace	G	6-1	175	Fr.	1st	Little Rock, Ark. (Pulaski Academy)
5	Caleb Woods*	G/F	6-3	180	Sr.	4th	Selmer, Tenn. (McNairy Central/Dyersburg State CC)

Head Coach: Dickey Nutt, Sixth Season (Oklahoma State, 1982)

Associate Head Coach: Jamie Rosser, Sixth Season (Arkansas State, 2001)

Assistant Coaches: Stetson Hairston, First Season (Southern Illinois, 2005); Justin Argenal, First Season (California State-Chico, 2009)

Student Assistant: Will Holifield **Director of Basketball Operations:** Nate Docter (LSU, 2012)

Managers: Luke Hollman, Tony Dees

* Walk-on

» Breakdown by Class

Total Squad Members ...	16
Seniors	6
Juniors	3
Sophomores	3
Freshmen	4

» Geographical Breakdown

Alabama	1
Arkansas	1
Georgia	1
Illinois	4
Missouri	1
Tennessee	7
Texas	1

» Breakdown by Position

Guard	11
Forward	5

» Pronunciation Guide

Adeoye	uh-DAY-oh-ee
Nino Johnson ...	KNEE-Know
Jarekious	Ja-REE-kus
Jevante "J.J."	Juh-VON-tay



0



Josh Langford
G • 6-7 • 215 • Sr.
Huntsville, Ala.

1



Nino Johnson
F • 6-9 • 245 • Sr.
Memphis, Tenn.

2



Isiah Jones
G • 6-4 • 193 • Jr.
Pulaski, Ill.

3



C.J. Reese
G • 6-2 • 195 • So.
Atlanta, Ga.

4



Antonius Cleveland
G • 6-6 • 175 • So.
Memphis, Tenn.

5



Caleb Woods
G/F • 6-3 • 180 • Sr.
Selmer, Tenn.

10



T.J. Thomas
F • 6-8 • 200 • Fr.
Chicago, Ill.

11



Marcus Wallace
G • 6-1 • 175 • Fr.
Little Rock, Ark.

12



Jamaal Calvin
G • 6-0 • 181 • So.
Chattanooga, Tenn.

15



Darrian Gray
G • 6-5 • 213 • Sr.
Memphis, Tenn.

21



Trey Kellum
F • 6-7 • 215 • Jr.
Peoria, Ill.

23



Jarekious Bradley
G/F • 6-5 • 220 • Sr.
Memphis, Tenn.

24




Aaron Adeoye
F • 6-7 • 237 • Sr.
Marion, Ill.

25



Ladarius Coleman
G/F • 6-5 • 200 • Fr.
Memphis, Tenn.

33



J.T. Jones
G • 6-3 • 200 • Fr.
Sikeston, Mo.

55



J.J. Thompson
G • 6-0 • 185 • Jr.
Irving, Texas




Dickey Nutt
Head Coach
Sixth Season




Jamie Rosser
Associate Head Coach
Sixth Season




Stetson Hairston
Assistant Coach
First Season



Justin Argenal
Assistant Coach
First Season



Will Holifield
Student Assistant
First Season


















Nate Docter
Operations
First Season












Radio/TV Roster








SOUTHEAST MISSOURI STATE UNIVERSITY

Sunday	Monday	Tuesday	Wednesday	Thursday	Friday	Saturday
						1
2		4	5	6	7	8 
9	10	11	12	13	14 	15 
16	17	18 	19	20	21	22 
23	24	25 	26	27	28	29 
30	<div><div><div>3 Missouri Baptist (ex.) 7 p.m.</div><div>8 Fontbonne (ex.) 6 p.m.</div><div>14 at Loyola Marymount 8 p.m.</div><div>15 vs. San Diego 4:30 p.m.</div></div><div><div>18 Hannibal-LaGrange 7 p.m.</div><div>22 at Central Arkansas 3 p.m.</div><div>25 at Bowling Green 6 p.m.</div><div>29 Alabama A&M 6 p.m.</div></div><div>Home Games in Red</div><div>All Times Central & Subject to Change</div></div> <td>NOVEMBER</td>					NOVEMBER

Sunday	Monday	Tuesday	Wednesday	Thursday	Friday	Saturday
	1	2 	3	4	5	6 
7	8	9	10 	11	12	13 
14	15	16	17	18	19	20 
21	22 	23	24	25	26	27
28 	29	30	31			
2 at Missouri 7 pm. SEC Network 6 Southeastern Louisiana 6 p.m. 10 Southern Illinois 7 p.m. 13 Missouri State 6 p.m.						20 vs. Arkansas SEC Network 22 vs. Ole Miss 28 Harris-Stowe 2 p.m.
Home Games in Red All Times Central & Subject to Change						DECEMBER















Calendar Schedule



Sunday	Monday	Tuesday	Wednesday	Thursday	Friday	Saturday
				1 	2	3 
4	5	6	7	8 	9	10 
11	12	13	14 	15	16	17 
18	19	20	21	22	23	24 
25	26	27	28	29 	30	31 
<div> <div>1 at Belmont*</div> <div>3 at Tennessee State*</div> <div>8 Morehead State*</div> <div>10 Eastern Kentucky*</div> </div> <div> <div>1 p.m.</div> <div>TBA</div> <div>7:30 p.m.</div> <div>6 p.m.</div> </div> <div> <div>14 at Jacksonville State*</div> <div>17 Tennessee Tech*</div> <div>24 at UT Martin*</div> <div>29 SIUE Edwardsville*</div> </div> <div> <div>TBA</div> <div>6 p.m.</div> <div>TBA</div> <div>7 p.m.</div> </div> <div> <div>31 at Austin Peay*</div> <div>7 p.m.</div> </div> <div> <div>Home Games in Red</div> <div>* Denotes Ohio Valley Conference Game</div> <div>All Times Central & Subject to Change</div> </div> <div>JANUARY</div>						

Sunday	Monday	Tuesday	Wednesday	Thursday	Friday	Saturday
1	2	3	4	5 	6	7 
8	9	10	11	12 	13	14 
15	16	17	18	19 	20	21
22 	23	24	25	26	27	28 
<div> <div>5 at Murray State*</div> <div>7 Eastern Illinois*</div> <div>12 UT Martin*</div> <div>14 Murray State*</div> </div> <div> <div>7 p.m.</div> <div>6 p.m.</div> <div>8 p.m.</div> <div>6 p.m.</div> </div> <div> <div>19 at SIUE Edwardsville*</div> <div>22 at Eastern Illinois*</div> <div>28 Austin Peay*</div> </div> <div> <div>7 p.m.</div> <div>5:30 p.m.</div> <div>6 p.m.</div> </div> <div> <div>Home Games in Red</div> <div>* Denotes Ohio Valley Conference Game</div> <div>All Times Central & Subject to Change</div> </div> <div>FEBRUARY</div>						

Calendar Schedule


SOUTHEAST MISSOURI STATE UNIVERSITY

Sunday	Monday	Tuesday	Wednesday	Thursday	Friday	Saturday
1	2	3	4 	5 	6 	7 
8	9	10	11	12	13	14
15	16	17 	18 	19 	20 	21 
22 	23	24	25	26 	27 	28 
29 	30	31				
4 OVC Tournament	17 NCAA First Four	21 NCAA Second & Third Rounds	28 NCAA Regional Semis & Finals	MARCH		
5 OVC Tournament	18 NCAA First Four	22 NCAA Second & Third Rounds	29 NCAA Regional Semis & Finals			
6 OVC Tournament	19 NCAA Second & Third Rounds	26 NCAA Regional Semis & Finals				
7 OVC Tournament	20 NCAA Second & Third Rounds	27 NCAA Regional Semis & Finals				

Sunday	Monday	Tuesday	Wednesday	Thursday	Friday	Saturday
			1	2	3	4 
5	6 	7	8	9	10	11
12	13	14	15	16	17	18
19	20	21	22	23	24	25
26	27	28	29	30		
4 NCAA Final Four (Indianapolis, Ind.)					APRIL	
6 NCAA National Championship (Indianapolis, Ind.)						

Calendar Schedule

COACHING STAFF



Southeast Missouri has improved every season under head coach Dickey Nutt. Last year, Nutt led the Redhawks to 18 victories, their most in a season since 2000-01.



SOUTHEAST MISSOURI STATE UNIVERSITY



DICKEY NUTT

Head Coach
Sixth Year
Oklahoma State, 1982

Dickey Nutt's teams have improved each of his first five seasons at Southeast Missouri and his program will look to continue that trend in 2014-15.

For the second-straight season, Southeast finished second in the Ohio Valley Conference West Division. The Redhawks, who advanced to the OVC Tournament for the fourth-consecutive year, went 18-14 overall and 8-8 in league play. The Redhawks enjoyed back-to-back winning campaigns for just the second time during their NCAA Division I era, as the 18 victories were most in a season since 2000-01.

Statistically, Southeast ranked among the top-10 teams in the nation in field goal percentage (2nd, .499), scoring offense (6th, 82.9 ppg) and assists (7th, 16.7 apg). The Redhawks led the OVC in each of those categories, as well.

Prior to that, Southeast finished second in the OVC West Division and tied for fifth in the league with an overall record of 17-16 and 8-8 in conference during the 2012-13 season. That year marked the Redhawks' first winning season since 2004-05.

The Redhawks not only established a new team single-season record with 256 three-pointers in 2012-13, but ended the year ranked first in the OVC and eighth in the nation in three-point shooting (39.8 percent).

Southeast also put an end to a 14-game road losing streak in its series against Austin Peay, a game where it buried a school record 20 threes. Two days after beating the Governors, 108-81, the Redhawks won at Murray State for the first time since 2006-07. The convincing 84-68 victory over the Racers completed a sweep of the Austin Peay/Murray State road swing for the first time in school history.

A year before that, Nutt's 2011-12 squad saw a +5 increase in the win column. The Redhawks went 15-16 overall and 9-7 in OVC play en route to making the league's postseason tournament. That year, Southeast registered its first winning

conference record in seven seasons.

Additionally, the 2011-12 season marked the first year where Southeast had a full roster with Nutt as its coach. The Redhawks spent Nutt's first two years with depleted numbers due to various injuries.

In 2010-11, Nutt led Southeast to its first OVC Tournament appearance since 2006-07. The Redhawks, who played a big chunk of that season with only eight players, overcame a slow start by going 10-12 in their final 22 games to finish seventh in the conference.

Leon Powell, who led the nation in field goal percentage, became the first All-OVC selection under Nutt in 2010-11. Powell, who was the Redhawks' top scorer, rebounder and shot-blocker, earned both Second-Team and All-Newcomer honors that season. Tyler Stone followed with All-OVC honors in 2011-12 (Second-Team), 2012-13 (Second-Team) and 2013-14 (First-Team), giving Nutt an All-OVC performer each of the last four years. Jarekious Bradley joined Stone on last year's All-Conference team as a second-team and all-newcomer selection. In addition, Marland Smith broke Southeast's all-time career record in three-point field goals made, Nino Johnson broke the school's all-time single-season record in blocks and Lucas Nutt broke Southeast's all-time career record in assists under Nutt's tutelage.

Off the court, Nutt's teams have enjoyed plenty of academic success, as over 20 of his players graduated. In fact, there is a 100 percent graduation rate for Southeast men's basketball student-athletes beginning their freshman year.

A native of Little Rock, Ark., Nutt took over as the 19th head coach in Southeast men's basketball history on March 12, 2009.

In his debut at Southeast in 2009-10, Nutt began laying the foundation for a turnaround in Redhawk basketball.

Nutt's coaching philosophy is simple – "Win games, recruit young men with outstanding character and graduate young people."

"I believe we are building this program the right way. We are recruiting good young men who take a lot of pride in being Redhawks and want to obtain a degree from this University," said Nutt.

Nutt recorded his first victory at Southeast when the Redhawks snapped a 21-game losing streak at Northern Illinois on Nov. 22, 2009. Southeast finished with seven wins that year, three more than the previous two seasons combined.

Nutt has coached in 534 games in 18 seasons at the NCAA Division I level. He recorded his 250th career victory when Southeast beat UMKC on Jan. 29, 2014.

He has also had one NCAA Division I statistical champion, five All-OVC picks, five NABC All-District selections, three OVC Medal of Honor recipients and 11 OVC Commissioner's Honor Roll honorees as the Redhawks head coach.

Not to mention, Nutt's 2011-12 team led the OVC in field goal percentage (.475), and his 2012-13 club topped the conference in field goal percentage defense (.402), three-point field goal percentage (.398), assists (15.8 apg) and defensive rebounds (27.6 rpg). In 2013-14, Southeast led the OVC in scoring offense (82.9 ppg), field goal percentage (.499), assists (16.7 apg) and defensive rebounds (26.0 rpg).

Nutt comes from a thick coaching bloodline and brings a level of enthusiasm and passion for basketball that is downright contagious.

Prior to taking the Southeast helm, Nutt spent over two decades at Arkansas State University. He worked as an assistant coach from

1987-95 before serving as head coach from 1995-2008.

Nutt compiled an overall record of 189-187 and 102-101 in the Sun Belt Conference en route to becoming the second-winningest coach in ASU history and posting the second-most career victories in the Sun Belt Conference. He guided the then-Indians to two Sun Belt Conference regular-season titles (1998, 2007) and one Sun Belt Tournament crown (1999). Nutt was named the Sun Belt's Coach of the Year in 1998 and National Basketball Coaches Association District 9 Coach of the Year in 1998 and 1999.

Utilizing his dynamic and congenial personality, strong family background and rich home-grown work ethic, Nutt accomplished what no other coach in ASU history has been able to do -- take the Indians to the NCAA Tournament.

Nutt did just that when he guided ASU to an 18-12 record and its only NCAA Tournament berth in 1999. The Indians lost to Utah in the first round of the Midwest Regional (New Orleans, La.) that year.

Nutt and his staff claimed three Sun Belt Conference titles. He also saw 10 of his players earn All-Conference honors and five garner All-Tournament accolades in the Sun Belt. In addition, he had at least one player named Sun Belt Conference Player of the Year, Defensive Player of the Year and Newcomer of the Year under his tutelage.

However, Nutt's life isn't all about college basketball. His love for children and dedication to community service has prompted he and his wife, Cathy, to make several



Redhawk Coaches



charitable donations over the years.

One of the more notable donations they made was in 2001 to the local Jonesboro Parker Community Center gymnasium, a place where area youth can go to play basketball instead of roaming the streets. He and Cathy offered up half the funds if the city would match their donation to help finish those basketball courts.

Nearly 500 children - boys and girls - joined basketball teams at the community center when the project was complete.

Nutt, who is also well-known for his contributions to schools and churches, is an avid speaker at numerous events, camps and clinics throughout the Southeast Missouri community and surrounding areas. His effort to pack the Show Me Center for Southeast's "Show Me Sell-out" events in 2009-10 and 2010-11 drew season-high home crowds each of those years.

Nutt began his collegiate coaching career at Oklahoma State under Leonard Hamilton (current head coach at Florida State) with then-assistants Tim Carter (current head coach at South Carolina State) and Bill Self (current head coach at Kansas). He also played four years for the Cowboys, who, at the time, were members of the Big 8 Conference.

Nutt landed his first head coaching job at Arkansas State in 1995. He was the 14th men's basketball coach in ASU's 80-year basketball history. Before that, he spent eight seasons as the then-Indians top assistant coach.

Nutt bears one of the most recognizable names in college

basketball and comes from one of the nation's most respected sports families.

He is the second of four sons to Houston and Emogene Nutt. Houston Sr., who passed away in the spring of 2005, was the longtime athletic director and basketball coach at the Arkansas School for the Deaf in Little Rock. Houston Sr., was often seen at athletic events supporting all four sons.

Dickey's oldest brother, Houston, currently works for CBS as a college football in studio analyst. Prior to that, Houston was the head football coach at Ole Miss (2008-11, Murray State (1993-96), Boise State (1997) and Arkansas (1998-2007).

Meanwhile, Danny Nutt was the Razorbacks' running backs coach from 1998-2006 and later worked as Ole Miss' Assistant Athletics Director for Player Development.

Dennis, who previously spent six years as a head coach at Texas State and worked as a scout for the NBA's Charlotte Bobcats, is now the head men's basketball coach at Ouachita Baptist.

The Nutt coaching foursome was featured in an article in Sports Illustrated in 1999.

Dickey is married to the former Cathy Thompson of Oklahoma City and they have two sons, Logan and Lucas, and one daughter, Lexis.

Lucas, who broke Southeast's all-time career record in assists, is the boys basketball coach at Senath-Hornersville High School. Logan is the boys basketball coach at Woodland High School.

The Dickey Nutt File

Born

- June 13, 1959 in Little Rock, Ark.

Family

- Married to the former Cathy Thompson of Oklahoma City
- Two sons: Logan and Lucas
- One daughter: Lexis

Hobbies

- Enjoys fishing, golf and spending time with family and friends

Education

- Central High School, Little Rock, graduated 1977
- Oklahoma State, Bachelor of Arts in Physical Education, 1982
- Oklahoma State, Master of Science in Athletic Administration, 1984

Playing Experience

- Central High School, Little Rock, Ark.
Basketball: All-State guard, 1974-77
Football: All-State quarterback 1974-77
- Oklahoma State University, Stillwater, Okla.
Basketball: Four-year letterman at guard, 1977-82

Nutt's Year-by-Year Records

Year	School	Assignment	Record	Conf. Finish	Postseason
1982-83	Stillwater H.S.	Assistant	-	-	-
1983-84	Stillwater H.S.	Assistant	-	-	-
1984-85	Stillwater H.S.	Assistant	-	-	-
1985-86	Oklahoma State	Assistant	15-13	-	-
1986-87	Oklahoma State	Assistant	8-20	-	-
1987-88	Arkansas State	Assistant	21-14	-	-
1988-89	Arkansas State	Assistant	20-10	-	-
1989-90	Arkansas State	Assistant	15-13	-	-
1990-91	Arkansas State	Assistant	23-9	-	-
1991-92	Arkansas State	Assistant	17-11	-	-
1992-93	Arkansas State	Assistant	16-12	-	-
1993-94	Arkansas State	Assistant	15-12	-	-
1994-95	Arkansas State	Assistant	8-20	-	-
1995-96	Arkansas State	Head Coach	9-18, 7-11 Sun Belt	t6th	-
1996-97	Arkansas State	Head Coach	15-12, 8-10 Sun Belt	8th	-
1997-98	Arkansas State	Head Coach	20-9, 14-4 Sun Belt	t1st	-
1998-99	Arkansas State	Head Coach	18-12, 9-5 Sun Belt	2nd	NCAA First Round
1999-00	Arkansas State	Head Coach	10-18, 7-9 Sun Belt	6th	-
2000-01	Arkansas State	Head Coach	17-13, 10-6 Sun Belt	t2nd (East)	-
2001-02	Arkansas State	Head Coach	15-16, 5-9 Sun Belt	4th (East)	-
2002-03	Arkansas State	Head Coach	13-15, 6-8 Sun Belt	4th (East)	-
2003-04	Arkansas State	Head Coach	17-11, 7-7 Sun Belt	4th (East)	-
2004-05	Arkansas State	Head Coach	16-13, 7-7 Sun Belt	t3rd (East)	-
2005-06	Arkansas State	Head Coach	12-18, 7-7 Sun Belt	3rd (East)	-
2006-07	Arkansas State	Head Coach	18-15, 11-7 Sun Belt	t1st (East)	-
2007-08*	Arkansas State	Head Coach	9-17, 4-11 Sun Belt	7th (West)	-
2009-10	Southeast Missouri	Head Coach	7-23, 3-15 OVC	9th	-
2010-11	Southeast Missouri	Head Coach	10-22, 6-12 OVC	7th	-
2011-12	Southeast Missouri	Head Coach	15-16, 9-7 OVC	5th	-
2012-13	Southeast Missouri	Head Coach	17-16, 8-8 OVC	t5th/2nd (West)	-
2013-14	Southeast Missouri	Head Coach	18-14, 8-8 OVC	6th/2nd (West)	-

* - Nutt resigned on January 19, 2008 and did not finish the season.

Overall Record: 256-278 (18 years)

Record at Southeast Missouri, 67-91, 34-50 Ohio Valley Conference (5 years)
Record at Arkansas State: 189-187, 102-101 Sun Belt Conference (13 years)
Record as a college assistant: 158-134 (10 years)

Coaching Honors:

1998 Sun Belt Conference Coach of the Year; District 9 Coach of the Year
1999 District 9 Coach of the Year

Redhawk Coaches



JAMIE ROSSER

Associate Head Coach
Sixth Year
Arkansas State, 2001

Jamie Rosser is in his sixth year as an assistant coach at Southeast Missouri. Rosser was named the Redhawks associate head coach prior to the 2014-15 season.

Rosser is in charge of scouting and academic performance. He also serves as the Redhawks co-recruiting coordinator and helps coach the Southeast guards.

A native of Memphis, Tenn., Rosser has helped the Redhawks establish quite a pipeline to one of the region's more prominent basketball hotbeds.

In all, Southeast has five players from Memphis listed on its 2014-15 roster, including Jarekious Bradley, Antonius Cleveland, Darrian Gray, Nino Johnson and Ladarius Coleman. Bradley, Cleveland and Johnson are all returning starters on this year's team.

Bradley, who garnered Second-Team All-Ohio Valley Conference and All-Newcomers a year ago, is the Redhawks top scorer back this season. He averaged 19 points per game in his first year with the Redhawks in 2013-14.

Cleveland was among the league's best freshmen in his debut season at Southeast. He ranked second on the team with 32 steals and was the Redhawks third-leading scorer with 9.1 points a game.

Johnson was rated a four-star recruit by ESPN's college basketball website after playing at White Station High School, a respective perennial prep program. He enters his senior season needing 37 blocks to break Southeast's

all-time career record.

Rosser also recruited former Redhawks star and Memphis, Tenn. native Tyler Stone. Stone, a First-Team All-Ohio Valley Conference pick, Stone signed a professional contract with Besiktas Integral Forex Team in Turkey. He finished his Southeast career ranked fifth all-time in scoring (1,546), third in field goals made (621), third in field goals attempted (1,191), 10th in free throws made (262), ninth in free throws attempted (368), seventh in rebounds (768), fourth in rebounding average (8.2), second in blocks (124) and fifth in games started (84).

Additionally, Rosser coached NABC All-District selection Marland Smith during his first four years as an assistant coach at Southeast. Smith, who joined Greek Club Ilisiakos BC in August, scored over 1,000 points in his career and broke the Redhawks all-time career record in three-point field goals made.

Smith and Corey Wilford were Southeast's top scoring guards under Rosser in 2012-13. Wilford ranked second on the team with 14.4 points per game and was first with 82 three-pointers made.

Smith finished second on the team with 63 threes and was fourth in scoring with 10.1 points per contest.

Wilford and Smith helped lead Southeast to a single-season team record 256 three-point field goals made, as the Redhawks led the OVC and rated eighth in the nation with a .398 three-point field goal percentage.

In 2011-12, Smith, Nick Niemczyk and Marcus Brister were among the Redhawks top-five scorers. Smith was second in scoring average with 12.3 points per game, while Niemczyk (9.2 ppg) and Brister (7.5 ppg) were fourth and fifth, respectively.

Rosser played guard under Dickey Nutt at Arkansas State from 1999-2001.

He averaged 9.5 points, 2.7 rebounds and 2.9 assists per game in 58 career games with the Red Wolves. Rosser also averaged 11.4 points per contest as a senior in 2000-01.

Rosser spent two years as head girls basketball coach at Overton High School in Memphis. He guided Overton to a District championship in 2009. The Lady Wolverines were also City and Regional runner-ups that year. Rosser, who earned Coach-of-the-Year honors in both 2008 and 2009 was set

to coach Overton's boys and girls teams before accepting his first Division I coaching job at Southeast Missouri State.

Rosser was the starting point guard as a prep at Overton High School. He started his college basketball playing career at Northwest Community College, where he was rated as the top junior college point guard in the nation. Rosser transferred to Arkansas State in 1999-2000 and later played one year of professional basketball in Lithuania.

In addition, Rosser coached the Memphis Magic AAU team for 16 and 17-year old players. He guided the Magic to a 17-7 record that season.

Rosser, who played under Dickey Nutt, is a 2001 graduate of Arkansas State. He and his wife, Crystal, have one daughter, Jada (12).





STETSON HAIRSTON

Assistant Coach
First Year
Southern Illinois, 2005



JUSTIN ARGENAL

Assistant Coach
First Year
California State-Chico, 2009

Stetson Hairston begins his first year as an assistant coach at Southeast.

A native of Fairview Heights, Ill., Hairston comes to Southeast after spending the last two seasons under Rodney Watson at the University of Southern Indiana. The Screaming Eagles went 48-14 and advanced to the 2013 NCAA Division II Men's Basketball Tournament as part of their staff.

Prior to USI, Hairston coached at the University of Montevallo, where he helped guide the Falcons to the 2012 NCAA Division II national championship game in his only season with the program. The Falcons, who lost to Western Washington University in the title game, 72-65, had a 29-8 overall record in 2011-12.

Hairson made the transition from player to coach in the junior college ranks. He spent two seasons at Lincoln Trail College (2006-08), helping lead the Statesmen to the regional championship in 2007,

before working two years at Southwestern Illinois College (2008-10), where the Blue Storm won the 2009 regional title. Hairston's final junior college season was in 2010-11 when he helped lead Chipola College to the Florida Community College Athletic Association championship and a 25-6 record.

As a player, Hairston was a four-year starter for Southern Illinois when Watson was an assistant coach with the Salukis. SIU won four Missouri Valley Conference championships, made four NCAA Division I Tournament appearances and produced a record of 104-28 during Hairston's tenure. Hairston finished his career with over 1,000 career points and 500 rebounds, while earning a pair of All-Conference and All-Defense awards.

Hairston graduated from SIU in 2005 with a bachelor's degree in university studies.

Justin Argenal is in his first year as an assistant coach. Argenal will oversee recruiting among other duties.

Argenal spent the 2013-14 season at The Citadel where he was an assistant coach under Chuck Driesell.

Prior to that, Argenal worked two seasons as director of basketball operations at Louisiana Tech.

In 2012-13, Louisiana Tech went 27-7 overall, earned the second-most wins in program history and posted a 16-2 record in Western Athletic Conference play. That season culminated in the Bulldogs first-ever regular season conference championship and a trip to the National Invitational Tournament (NIT), where they advanced to the second round.

During a stretch from Dec. 17, 2012 to March 2, 2013, Louisiana Tech won a program record 18-consecutive games which marked the second-longest streak in NCAA Division I.

Argenal started his coaching career as a graduate assistant at the University of Mississippi. In his role at Ole Miss, he focused on

academic success of student-athletes and implementation of individual workouts for offseason player development. Argenal was an instrumental part of the Rebels 2009-10 NIT Final Four staff.

After that, Argenal began his first stint at The Citadel in 2010-11, serving as the Bulldogs director of basketball operations.

A native of Lafayette, California, Argenal was a four-year team captain at California State University-Chico, and is the school's all-time leader in steals and assists. He is also the California Collegiate Athletic Association (CCAA) all-time leader in each of those categories.

Argenal earned a bachelor of arts in psychology from CSU-Chico in 2009. He completed his master's degree in coaching and athletic administration from Concordia University (Irvine) in 2010.

Argenal's brother, Gus, is the head men's basketball coach at Cal State East Bay, an NCAA Division II school located in Hayward, Calif.

Argenal and his wife, Suzanne, reside in Cape Girardeau.

SOUTHEAST MISSOURI STATE UNIVERSITY



WILL HOLIFIELD

Student Assistant
First Year

Will Holifield enters his first year as a student assistant coach with the Redhawk men's basketball program.

A native of nearby Sikeston, Holifield played in nine games as a guard at Southeast in 2013-14 before his career was cut short due to injury.

Before coming to Southeast, Holifield played two seasons at Three Rivers Community College. He played in 29 games and made two starts in 2012-13, averaging 2.4 points per contest. Holifield

saw action in 22 contests during the 2011-12 campaign.

As a prep, Holifield was a three-year varsity player at Sikeston High School. He was part of three conference championships, three district championships and three state quarterfinal appearances during his prep career. Holifield was a co-captain who averaged 10.5 points per game as the Bulldogs finished 30-0 and won the Class 4 state championship his senior year. He played for his father, Gregg Holifield.



NATE DOCTER

Director of Basketball Operations
First Year
LSU, 2012

Nate Docter starts his first year as Southeast's director of basketball operations.

Docter will handle the day-to-day operations of the men's basketball office, player academics, team travel, compliance and coordination of summer basketball camps.

Prior to Southeast, Docter was a graduate assistant and video coordinator at Louisiana Tech. He was responsible for player workouts,

video breakdown, video exchange and assisting with organizing basketball camps in that role. The Bulldogs won back-to-back conference championships (2013, 2014), advanced to the second round of the NIT (2013) and made the NIT quarterfinals (2014).

Before that, Docter was a student assistant at LSU for three years, helping with all facets of video for men's basketball and summer camps.



AMANDA MARTIN

Athletic Trainer
Missouri, 2001; Oklahoma, 2004

Southeast Missouri State University Athletics Mission Statement

The mission of Southeast Missouri State University Department of Athletics is to provide a first class, student-athlete centered collegiate experience emphasizing the core values of **academic excellence, social development, and competitive success**. The Department of Athletics strives to compete at the highest possible level in the Ohio Valley Conference and other conference affiliations. The principles of integrity, student welfare, sportsmanship, ethical conduct, rules compliance, equity and diversity, and the prudent management of resources are the foundation on which we operate.

Redhawk Coaches

PLAYER PROFILES



Second-Team All-Ohio Valley Conference and All-Newcomer performer Jarekious Bradley returns after averaging 19 points per game in his first year with the Redhawks in 2013-14.



SOUTHEAST MISSOURI STATE UNIVERSITY



JAREKIOUS BRADLEY

- Forward/Guard
- 6-5 • 220 • Senior
- Memphis, Tenn./East H.S.
- East Mississippi CC

23

2013-14: Second-Team All-Ohio Valley Conference and All-Newcomer selection, and First-Team NABC All-District honoree...One of four Redhawks who played in all 32 contests...Ranked third on the team with 25 starts...Was second on the team and third in the OVC in scoring with 19 points per game...Rated fifth in the OVC with 75 three-pointers made...Scored 608 total points...Registered double-digit points 27 times in his first season at Southeast and pitched in 20 or more on 18 occasions...Led the team with 38 steals and finished second in blocks (30) and rebounds per game (6.3)...Notched double figures in the scoring column in 15-consecutive games from Nov. 29-Jan. 25...Added six double-doubles, second-most on the team...Won OVC Newcomer of the Week honors a league-high seven times (11/8, 11/25, 12/2, 12/9, 12/16, 12/30, 2/24)...Named OVC Player of the Week twice (11/11, 12/30)...Tabbed as the CollegeHoopsDaily.com OVC Player of the Month in November and January...Won the Most Valuable Player Award at the Cure UCD Classic in Puerto Vallarta, Mexico, where he averaged 16.3 points, 6.3 rebounds and made 11 threes in three games...Averaged 19.6 points per game against OVC foes...Dropped in 30 or more points two times, including a season-high 32 at Eastern Kentucky (2/1)...Grabbed a season-high 12 rebounds and scored 22 points in his first career start at Saint Louis (11/8)...Made five or more three-pointers in a game on three occasions with a season-best six at Austin Peay (1/4)...Posted a double-double with 27 points and 10 rebounds, and had the assist on Southeast's game-tying three-pointer in regulation vs. IUPUI (12/23)...Finished with a double-double 26 points and 11 boards, and buried a baseline jumper to tie the

game with four seconds left at Missouri State (12/29)...Southeast's top scorer in 18 contests.

East Mississippi CC: Helped lead the East Mississippi Community College men's basketball team to a fourth-straight appearance in the National Junior College Athletic Association Tournament in 2012-13...Named a First-Team NJCAA Division I All-American...Was the top vote-getter on the 10-player NJCAA All-Region 23 squad...Also earned a spot on the five-man Mississippi Association Community and Junior Colleges All-North Division First-Team and was selected to the NJCAA Region 23 All-Tournament Team...Ranked eighth nationally in scoring with 21.1 points per game for the 20-8 EMCC Lions in 2012-13...Averaged a team-high eight rebounds per contest and ranked second in both steals (40) and blocked shots (21)...Ranked 11th nationally in free throw percentage (87.5 percent) and shot 50 percent from the field...Registered eight double-doubles to go along with five 30-point scoring games.

Midland College: Averaged 14.9 points and 6.6 rebounds per game as a freshman in 2011-12 before transferring to East Mississippi Community College...Connected on 58 percent of his field goals that season.

Kent State: Was admitted as a non-qualifier in November, 2010.

Prep: A product of Memphis East High School...Averaged 21.6 points, 12.1 rebounds, 3.1 assists, 1.8 blocks and 1.4 steals per game as a senior in 2009-10.

Personal: Born December 1, 1990...Majoring in General Studies...Cousins former Southeast forward Tyler Stone.

Bradley's Game-by-Game Statistics

2013-14	FG	3P	FT	O/D	REB	F	PTS	A	TO	B	S	M
at Saint Louis*	10-17	2-5	0-1	3/9	12	4	22	0	4	2	4	38
Central Baptist Coll.*	8-14	3-6	2-2	1/5	6	1	21	4	1	2	3	23
at IUPUI*	3-13	0-6	1-2	2/3	5	1	7	2	2	1	0	28
at Ball State*	9-17	2-6	6-7	2/7	9	4	26	0	2	0	0	28
Mid-Continent*	8-12	2-5	3-3	5/2	7	4	21	2	1	0	0	25
vs. Northern Ky.*	2-8	2-5	1-2	1/9	10	4	7	1	1	1	1	39
vs. Tulane*	8-14	5-9	2-4	2/4	6	4	23	2	4	0	0	32
vs. Texas State*	7-9	4-6	2-2	0/3	3	3	20	1	2	0	0	35
at Southeastern La.*	8-15	2-5	2-4	4/6	10	0	20	1	0	2	0	35
Illinois-Chicago*	10-16	2-6	6-7	2/7	9	4	28	0	2	1	1	37
at Memphis*	8-16	3-7	0-0	2/4	6	4	19	4	3	0	1	34
IUPUI*	7-20	2-12	11-12	4/6	10	2	27	1	0	1	0	40
at Missouri State*	8-17	4-7	6-6	1/9	10	3	26	4	0	0	3	37
at Murray State*	8-14	4-6	2-2	0/3	3	5	22	2	3	2	1	28
at Austin Peay*	11-19	6-10	2-2	2/3	5	5	30	1	3	0	1	33
Belmont*	10-22	3-11	4-5	0/5	5	4	27	3	2	1	1	35
Tennessee State*	9-14	2-7	3-4	0/9	9	5	23	2	3	2	3	38
at Morehead State*	10-17	5-9	3-5	1/5	6	3	28	4	1	0	1	37
at Tennessee Tech*	2-6	2-5	6-6	1/6	7	5	12	3	4	1	0	35
SIU Edwardsville*	6-13	4-9	2-2	2/4	6	3	18	1	3	1	1	31
Eastern Illinois*	5-12	2-8	6-7	1/2	3	3	18	2	2	2	2	30
Kansas City	0-2	0-1	0-0	0/0	0	0	0	0	0	0	0	2
at Eastern Ky.*	12-15	3-4	5-7	2/6	8	4	32	2	4	3	3	38
at SIU Edwardsville*	4-14	2-9	2-3	0/4	4	2	12	1	3	3	0	43
at Eastern Illinois*	4-12	0-2	5-6	0/10	10	1	13	0	1	0	1	36
UT Martin*	1-2	0-0	0-0	0/0	0	0	2	0	0	0	0	5
Jacksonville State	7-14	1-3	0-0	1/2	3	2	15	1	0	0	2	28
at UT Martin	8-15	1-7	5-7	4/4	8	3	22	1	2	1	2	33
Austin Peay	6-16	1-6	3-4	1/4	5	2	16	2	0	2	2	37
Murray State	10-19	0-5	4-7	4/6	10	1	24	2	2	0	2	34
vs. Eastern Illinois	3-8	2-5	1-4	0/4	4	5	9	1	2	0	0	14
vs. Eastern Kentucky	6-16	4-9	2-2	0/2	2	4	18	2	0	2	3	35
Total	218-438	75-201	97-125	48/153	201	95	608	52	57	30	38	1003

* - Indicates Game Started

Bradley's Career-Highs at Southeast Missouri

Points.....	32	at Eastern Kentucky (2/1/14)
Total Rebounds.....	12	at Saint Louis (11/8/13)
Offensive.....	5	vs. Mid-Continent (11/22/13)
Defensive.....	10	at Eastern Illinois (2/8/14)
FG Made.....	12	at Eastern Kentucky (2/1/14)
FG Attempted.....	22	vs. Belmont (1/9/14)
3-Point FG Made.....	6	at Austin Peay (1/4/14)
3-Point FG Attempted.....	12	vs. IUPUI (12/23/13)
FT Made.....	11	vs. IUPUI (12/23/13)
FT Attempted.....	12	vs. IUPUI (12/23/13)
Assists.....	4	4x, last at Morehead State (1/16/14)
Blocks.....	3	2x, last at SIU Edwardsville (2/6/14)
Steals.....	4	at Saint Louis (11/8/13)
Minutes.....	43	at SIU Edwardsville (2/6/14)

Career Statistics at Southeast Missouri

Overall																					
Season	G-GS	Min	Avg	FG-FGA	Pct	3FG-3FGA	Pct	FT-FTA	Pct	Off	Def	Tot	Avg	PF	FO	A	TO	Blk	Stl	Pts	Avg
2013-14	32-25	1003	31.3	218-438	.498	75-201	.373	97-125	.776	48	153	201	6.3	95	5	52	57	30	38	608	19.0
OVC Only																					
Season	G-GS	Min	Avg	FG-FGA	Pct	3FG-3FGA	Pct	FT-FTA	Pct	Off	Def	Tot	Avg	PF	FO	A	TO	Blk	Stl	Pts	Avg
2013-14	16-12	521	32.6	113-224	.504	36-101	.356	52-67	.776	19	73	92	5.8	48	4	27	33	18	22	314	19.6

Returnees




23 JAREKIOUS BRADLEY

SOUTHEAST MISSOURI STATE UNIVERSITY



JAMAAL CALVIN

- Guard
- 6-0 • 181 • Sophomore
- Chattanooga, Tenn.
- McCallie Prep



12

2013-14: Ohio Valley Conference Medal of Honor recipient and Commissioner's Honor Roll selection...Saw action in 29 games and made two starts as a freshman...Averaged 4.7 points and 14.4 minutes per contest...Ranked third on the team with 28 three-point field goals made...Dished out 42 assists and had 25 steals...Scored a season-high 19 points in his first career start vs. Central Baptist (11/11)...Knocked down four threes and made a perfect 3-of-3 free throws in that game...Also started at Murray State (1/2)...Scored double figures seven times and finished the season with 17 points off the bench in two of his final three games...Had a season-high five assists vs. Austin Peay (2/27)...Played in all but two OVC games...Made 16 of his three-pointers against conference opponents...Initially joined the team as an invited walk-on.

Prep: Averaged 19.9 points, five rebounds, five assists and four steals per game as a senior at McCallie Prep School...Garnered First-Team All-Region and All-District honors his final prep year...Was the Best of Preps Tournament Most Valuable Player...Also a McDonald's All-

America nominee...Averaged 15 points, four assists and 2.5 steals per game his junior season...Averaged 12 points per game as a sophomore and nine points per contest as a freshman...Helped lead his team to its first state finals game appearance in school history...Three-year starter and four-year letterman...Also played football and was on the track team...A product of the same prep school as C.J. Reese, one of his current teammates.

Personal: Born February 22, 1995...Majoring in Communications...Son of Tony and Sonia Calvin.

Calvin's Game-by-Game Statistics

2013-14	FG	3P	FT	Q/D	REB	F	PTS	A	TO	B	S	M
at Saint Louis	0-5	0-4	0-0	0/0	0	4	0	1	3	0	4	24
Central Baptist Coll.*	6-17	4-10	3-3	3/3	6	3	19	2	0	0	4	30
at IUPUI	2-3	2-3	0-0	0/0	0	3	6	1	1	0	2	16
at Ball State	0-2	0-2	0-0	1/0	1	0	0	0	0	0	0	11
Mid-Continent	5-10	4-8	0-0	0/4	4	1	14	1	1	0	0	18
vs. Northern Ky.	1-2	1-2	0-0	0/0	0	0	3	0	1	0	0	5
vs. Tulane	4-5	3-3	2-2	0/1	1	0	13	1	1	0	2	17
vs. Texas State	0-0	0-0	0-0	0/0	0	0	0	0	1	0	0	4
at Southeastern La.	0-1	0-0	0-0	0/1	1	0	0	1	0	0	0	8
Illinois-Chicago	0-3	0-2	0-0	0/0	0	1	0	1	0	0	0	8
at Memphis	DNP	-	-	-	-	-	-	-	-	-	-	-
IUPUI	4-8	2-6	1-3	0/2	2	4	11	3	1	0	3	19
at Missouri State	1-3	0-2	0-0	2/1	3	3	2	2	1	0	2	17
at Murray State*	0-4	0-1	0-0	0/0	0	0	0	1	2	0	1	20
at Austin Peay	0-4	0-3	0-0	0/1	1	0	0	2	0	0	0	6
Belmont	0-0	0-0	0-0	0/2	2	0	0	2	0	0	0	10
Tennessee State	DNP	-	-	-	-	-	-	-	-	-	-	-
at Morehead State	0-1	0-1	0-0	0/0	0	0	0	0	0	0	0	3
at Tennessee Tech	4-6	2-2	2-2	1/2	3	2	12	4	5	0	1	26
SIU Edwardsville	2-2	1-1	0-0	0/1	1	0	5	1	1	0	0	12
Eastern Illinois	0-3	0-3	0-0	0/2	2	2	0	2	0	0	1	18
Kansas City	1-2	0-1	0-0	0/2	2	2	2	0	1	0	2	12
at Eastern Ky.	0-1	0-1	0-0	0/0	0	0	0	1	0	0	0	6
at SIU Edwardsville	2-7	1-6	0-1	1/4	5	4	5	2	0	0	0	24
at Eastern Illinois	1-2	0-1	0-0	0/1	1	1	2	0	1	0	1	10
UT Martin	1-7	0-4	0-0	0/0	0	0	2	3	1	0	1	14
Jacksonville State	DNP	-	-	-	-	-	-	-	-	-	-	-
at UT Martin	0-0	0-0	0-0	0/0	0	0	0	0	0	0	0	2
Austin Peay	2-3	1-2	1-2	0/1	1	1	6	5	0	0	0	15
Murray State	4-7	3-5	6-7	0/0	0	1	17	3	1	0	1	24
vs. Eastern Illinois	0-2	0-1	0-0	0/1	1	0	0	1	1	0	0	12
vs. Eastern Kentucky	4-10	4-7	5-6	1/1	2	2	17	2	2	0	0	26
Totals	44-120	28-81	20-26	9/30	39	34	136	42	25	0	25	417

* - Indicates Game Started

Calvin's Career-Highs at Southeast Missouri

Points.....	19	vs. Central Baptist College (11/11/13)
Total Rebounds.....	6	vs. Central Baptist College (11/11/13)
Offensive.....	3	vs. Central Baptist College (11/11/13)
Defensive.....	4	2x, last at SIU Edwardsville (2/6/14)
FG Made.....	6	vs. Central Baptist College (11/11/13)
FG Attempted.....	17	vs. Central Baptist College (11/11/13)
3-Point FG Made.....	4	3x, last vs. Eastern Kentucky (3/6/14)
3-Point FG Attempted.....	10	vs. Central Baptist College (11/11/13)
FT Made.....	6	vs. Murray State (3/1/14)
FT Attempted.....	7	vs. Murray State (3/1/14)
Assists.....	5	vs. Austin Peay (2/27/14)
Blocks.....	-	-
Steals.....	4	2x, last vs. Central Baptist College (11/11/13)
Minutes.....	30	vs. Central Baptist College (11/11/13)

Career Statistics at Southeast Missouri

Overall																			
Season	G-GS	Min	Avg	FG-FGA	Pct	3FG-3FGA	Pct	FT-FTA	Pct	Off	Def	Tot	Avg	PF	FO	A	TO	Blk	Stl
2013-14	29-2	417	14.4	44-120	.367	28-81	.346	20-26	.769	9	30	39	1.3	34	0	42	25	0	25
OVC Only																			
Season	G-GS	Min	Avg	FG-FGA	Pct	3FG-3FGA	Pct	FT-FTA	Pct	Off	Def	Tot	Avg	PF	FO	A	TO	Blk	Stl
2013-14	14-1	190	13.6	16-47	.340	8-30	.267	9-12	.750	2	14	16	1.1	11	0	26	11	0	6

Returnees



12 JAMAAL CALVIN

- Guard
- 6-6 • 175 • Sophomore
- Memphis, Tenn./Faith Baptist Christian Academy (Ga.)

4

Personal: Born February 2, 1994...Majoring in Athletic Training...Son of Shonda Bowie.

2013-14	FG	3P	FT	O/D	REB	F	PTS	A	TO	B	S	M
at Saint Louis*	4-11	1-4	5-8	4/3	7	3	14	1	3	1	1	35
Central Baptist Coll.*	5-8	0-2	3-5	3/5	8	2	13	2	2	2	4	31
at IUPUI*	6-11	0-0	3-5	1/2	3	3	15	4	2	0	2	24
at Ball State*	1-3	0-0	2-3	0/2	2	4	4	1	2	0	4	21
Mid-Continent*	6-8	0-0	1-3	3/1	4	2	13	4	0	1	2	24
vs. Northern Ky.*	2-6	0-3	2-2	0/1	1	3	6	0	0	0	1	23
vs. Tulane*	6-8	1-3	4-4	2/0	2	3	17	4	2	0	0	28
vs. Texas State*	5-7	1-1	2-4	1/1	2	2	13	4	2	1	0	29
at Southeastern La.*	0-2	0-1	3-4	0/2	2	2	3	1	2	1	1	15
Illinois-Chicago*	2-4	0-1	3-4	0/2	2	2	7	1	2	2	1	28
at Memphis*	6-9	1-2	1-2	2/0	2	2	14	3	3	0	1	31
IUPUI*	0-4	0-1	1-4	0/3	3	2	1	2	0	0	1	18
at Missouri State*	5-11	2-3	5-9	3/0	3	5	17	0	1	0	0	18
at Murray State*	1-7	0-1	2-2	3/2	5	1	4	0	3	0	0	14
at Austin Peay*	4-5	1-2	0-2	0/3	3	5	9	0	2	2	0	21
Belmont*	0-1	0-0	2-2	1/0	1	5	2	5	3	0	1	13
Tennessee State*	5-8	1-2	3-4	1/0	1	2	14	5	3	0	2	31
at Morehead State*	3-7	0-0	0-1	0/5	5	2	6	1	3	0	0	24
at Tennessee Tech	1-3	0-0	0-0	0/0	0	1	2	0	0	0	1	5
SIU Edwardsville	2-3	0-0	5-8	2/0	2	2	9	1	1	0	1	14
Eastern Illinois	1-4	0-1	0-4	2/0	2	1	2	0	1	0	0	15
Kansas City*	5-9	0-2	1-1	2/2	4	5	11	0	4	2	1	28
at Eastern Ky.*	1-5	0-0	0-0	0/0	0	4	2	1	0	0	0	26
at SIU Edwardsville*	1-1	0-0	0-0	0/1	1	4	2	0	1	0	0	16
at Eastern Illinois	3-5	1-1	0-0	1/1	2	1	7	0	3	0	0	11
UT Martin	3-7	0-2	1-3	0/2	2	4	7	1	3	0	1	17
Jacksonville State	3-6	0-0	0-0	1/0	1	2	6	1	2	0	0	16
at UT Martin	5-8	2-3	2-3	2/0	2	1	14	0	1	1	1	20
Austin Peay	5-5	1-1	1-2	1/5	6	1	12	3	3	2	0	25
Murray State	9-14	1-2	2-4	1/3	4	4	21	3	2	0	1	38
vs. Eastern Illinois	5-11	1-1	4-5	1/2	3	2	15	3	2	0	3	29
vs. Eastern Kentucky	2-3	0-0	4-6	2/2	4	3	8	2	2	1	2	28
Totals	107-204	14-39	62-104	39/50	89	85	290	53	60	16	32	716

* - Indicates Game Started

Points.....	21	vs. Murray State (3/1/14)
Total Rebounds.....	8	vs. Central Baptist College (11/11/13)
Offensive.....	4	at Saint Louis (11/8/13)
Defensive.....	5	3x, last vs. Austin Peay (2/27/14)
FG Made.....	9	vs. Murray State (3/1/14)
FG Attempted.....	14	vs. Murray State (3/1/14)
3-Point FG Made.....	2	2x, last at UT Martin (2/22/14)
3-Point FG Attempted.....	4	at Saint Louis (11/8/13)
FT Made.....	5	3x, last vs. SIU Edwardsville (1/23/14)
FT Attempted.....	9	at Missouri State (12/29/13)
Assists.....	5	2x, last vs. Tennessee State (1/11/14)
Blocks.....	2	5x, last vs. Austin Peay (2/27/14)
Steals.....	4	2x, last at Ball State (11/18/13)
Minutes.....	38	vs. Murray State (3/1/14)

Overall

Season	G-GS	Min	Avg	FG-FGA	Pct	3FG-3FGA	Pct	FT-FTA	Pct	Off	Def	Tot	Avg	PF	FO	A	TO	Blk	Stl	Pts	Avg
2013-14	32-21	716	22.4	107-204	.525	14-39	.359	62-104	.596	39	50	89	2.8	85	4	53	60	16	32	290	9.1
OVC Only																					
Season	G-GS	Min	Avg	FG-FGA	Pct	3FG-3FGA	Pct	FT-FTA	Pct	Off	Def	Tot	Avg	PF	FO	A	TO	Blk	Stl	Pts	Avg
2013-14	16-7	306	19.1	47-89	.528	7-15	.467	18-35	.514	15	22	37	2.3	40	2	21	31	5	8	119	7.4

46



4 ANTONIUS CLEVELAND

SOUTHEAST MISSOURI STATE UNIVERSITY



DARRIAN GRAY

- Guard
- 6-5 • 213 • Senior
- Memphis, Tenn./Southwind H.S.
- Lake Land College

15

2013-14: One of three newcomers who played in every game... Averaged 21.3 minutes and seven points per contest...Started 15 games...Ranked second on the team with 32 three-point field goals made...Dished out 38 assists, had 14 steals and gathered eight blocks...Registered a 3.1 rebounds per game average...Started the last eight games of the season...Began the year strong with double figures in five of his first seven games... Scored 12 points at Saint Louis (11/8), 17 points vs. Central Baptist (11/11) and 11 points at IUPUI (11/16), his first three career starts...Scored a season-high 18 points at Eastern Illinois (2/8)...Knocked down a three-pointer to spur a 13-3 run in the final minutes vs. IUPUI (12/23), a game Southeast won in overtime...Made at least one three in 19 games...Blocked Cameron Payne's shot attempt at the end of the second overtime period to secure the Redhawks win over Murray State (3/1)... Shot a perfect 5-of-5 from the field, 4-of-4 from three-point range and 2-of-2 at the free throw line en route to 16 points vs. Tennessee State (1/11).

Lake Land College: Averaged nine points and five rebounds in 23 games during the 2011-12 campaign...Dished out 17 assists, added 17 steals and shot 43.8 percent (75-of-171) from the field, helping lead the Lakers to a 22-10 record...Lake Land College is a member of the Great Rivers Athletic Conference, one of the tougher junior college conferences in the nation.

Navarro College: Attended Navarro College as a true freshman...Averaged six points and three rebounds during the 2010-11 season.

Prep: Played at nationally-known Southwind High School...Garnered All-Conference, All-District and All-Region honors...Averaged 24 points and six rebounds, and was named the Most Valuable Player of the Atlanta vs. Memphis Christmas Tournament as a senior... Three-year starter and four-year letterman...Averaged 22.4 points per game during his prep career.

Personal: Born November 27, 1991...Majoring in General Studies...Son of Dionna Pruitt.

Gray's Game-by-Game Statistics

2013-14	FG	3P	FT	O/D	REB	E	PTS	A	TO	B	S	M
at Saint Louis*	4-10	1-5	3-4	1/3	4	1	12	0	2	2	0	30
Central Baptist Coll.*	8-13	1-3	0-1	1/3	4	4	17	1	1	0	2	25
at IUPUI*	4-7	3-5	0-0	1/2	3	1	11	1	3	0	5	26
at Ball State*	4-10	1-3	0-2	1/3	4	1	9	2	3	1	1	30
Mid-Continent*	5-12	0-5	1-2	1/3	4	1	11	1	0	0	1	21
vs. Northern Ky.	3-9	2-6	0-0	1/3	4	2	8	0	0	0	0	22
vs. Tulane	6-10	1-4	2-3	1/4	5	2	15	5	0	0	0	25
vs. Texas State	3-4	1-2	0-0	2/3	5	0	7	0	1	1	0	22
at Southeastern La.	4-8	1-2	0-0	4/3	7	1	9	1	1	1	0	27
Illinois-Chicago	6-11	2-6	0-0	2/5	7	1	14	1	1	0	0	36
at Memphis	0-5	0-2	1-2	1/2	3	0	1	2	0	0	0	16
IUPUI	3-6	1-3	0-0	2/4	6	4	7	1	2	0	0	32
at Missouri State*	0-3	0-1	0-0	0/1	1	1	0	0	1	0	0	11
at Murray State	0-1	0-0	1-2	0/0	0	0	1	0	0	0	0	3
at Austin Peay	2-6	0-1	1-2	0/2	2	2	5	0	0	0	1	25
Belmont	4-7	3-5	1-2	0/1	1	2	12	2	0	0	0	24
Tennessee State	5-5	4-4	2-2	0/4	4	4	16	0	4	0	1	25
at Morehead State	2-6	1-5	0-0	0/1	1	4	5	1	2	0	0	24
at Tennessee Tech	0-2	0-1	0-0	0/1	1	2	0	0	0	0	0	6
SIU Edwardsville	1-3	1-2	0-0	1/2	3	0	3	0	0	0	0	9
Eastern Illinois	1-3	0-2	0-0	0/1	1	3	2	1	0	0	0	17
Kansas City*	1-5	1-5	0-0	0/1	1	1	3	3	1	1	0	24
at Eastern Ky.	0-1	0-1	0-0	0/1	1	2	0	0	1	0	0	6
at SIU Edwardsville	3-6	1-3	0-0	1/2	3	1	7	0	0	0	1	21
at Eastern Illinois*	5-10	3-7	5-6	2/1	3	1	18	1	0	0	1	35
UT Martin*	3-12	2-8	0-0	1/0	1	3	8	3	3	0	0	28
Jacksonville State*	0-1	0-1	0-0	1/2	3	1	0	3	0	0	0	19
at UT Martin*	2-7	0-4	5-6	1/3	4	1	9	3	1	0	1	27
Austin Peay*	2-4	0-1	0-0	1/2	3	0	4	0	2	0	0	16
Murray State*	0-1	0-0	0-0	0/1	1	0	0	1	0	1	0	11
vs. Eastern Illinois*	4-5	2-2	0-0	1/5	6	1	10	4	1	0	0	30
vs. Eastern Kentucky*	0-2	0-1	0-0	0/2	2	1	0	1	2	1	0	9
Totals	85-195	32-100	22-34	27/71	98	48	224	38	32	8	14	682

* - Indicates Game Started

Gray's Career-Highs at Southeast Missouri

Points.....	18	at Eastern Illinois (2/8/14)
Total Rebounds.....	7	2x, last vs. Illinois-Chicago (12/14/13)
Offensive.....	4	at Southeastern La. (12/7/13)
Defensive.....	5	2x, last vs. Eastern Illinois (3/5/14)
FG Made.....	8	vs. Central Baptist College (11/11/13)
FG Attempted.....	13	vs. Central Baptist College (11/11/13)
3-Point FG Made.....	4	vs. Tennessee State (11/11/14)
3-Point FG Attempted.....	8	vs. UT Martin (2/12/14)
FT Made.....	5	2x, last at UT Martin (2/22/14)
FT Attempted.....	6	2x, last at UT Martin (2/22/14)
Assists.....	5	vs. Tulane (11/30/13)
Blocks.....	2	at Saint Louis (11/8/13)
Steals.....	5	at IUPUI (11/16/13)
Minutes.....	36	vs. Illinois-Chicago (12/14/13)

Career Statistics at Southeast Missouri

Overall																			
Season	G-GS	Min	Avg	FG-FGA	Pct	3FG-3FGA	Pct	FT-FTA	Pct	Off	Def	Tot	Avg	PF	FO	A	TO	Blk	Stl
2013-14	32-15	682	21.3	85-195	.436	32-100	.320	22-34	.647	27	71	98	3.1	48	0	38	32	8	14
OVC Only																			
Season	G-GS	Min	Avg	FG-FGA	Pct	3FG-3FGA	Pct	FT-FTA	Pct	Off	Def	Tot	Avg	PF	FO	A	TO	Blk	Stl
2013-14	16-6	296	18.5	30-75	.400	15-45	.333	15-20	.750	8	24	32	2.0	26	0	15	13	1	5

Returnees



15 DARRIAN GRAY

SOUTHEAST MISSOURI STATE UNIVERSITY



NINO JOHNSON

- Forward
- 6-9 • 245 • Senior
- Memphis, Tenn./
White Station H.S.

1

2013-14: Southeast's fourth-leading scorer (8.5 ppg) and third-leading rebounder (6.0 rpg) in 30 games and 21 starts... Ranked fourth on the team in minutes played with 25.5 per contest... Finished 10th in the Ohio Valley Conference in rebounding and 12th in blocks... Ended the year with 28 blocks, third-most on the team... Recorded his 100th career block at Memphis (12/21)... Turned in three double-doubles... Scored double figures in his last six starts of the season... Had a season-high 14 points on two occasions -- vs. Jacksonville State (2/20), vs. Austin Peay (2/27)... Pulled down a season-best 12 rebounds vs. Tulane (11/30), his second start of the season... Made 8-of-9 free throws and scored 12 points at Ball State (11/18)... Ranked second on the team with 63 offensive rebounds... Averaged 8.8 points and six rebounds in OVC games alone... Scored double figures in his last six starts of the season.

2012-13: Broke Southeast's all-time single-season blocks record... Officially topped Bud Eley's previous mark of 75 blocks (1998-99) when he recorded three swats vs. Ball State

(2/23)... Finished the year with 84 blocks, averaging 2.5 per contest... Led the team, ranked second in the OVC and rated 22nd in the nation in blocked shots... Led the team and ranked second in the OVC with 8.8 rebounds per game... Was third on the team in scoring (11.1 ppg) and led the Redhawks in field goal percentage (.566)... Averaged just under 10 points per game (9.9) in conference play... Notched a team-high 10 double-doubles... Scored double figures a total of 21 times... Scored a career-high 21 points and matched a career-high 16 rebounds vs. Central Arkansas (12/8)... Poured in 20 or more points on two occasions... Collected double-digit rebounds 12 times... Had 10 or more rebounds in five of his last nine games of the season... Gathered at least two blocks in 23 contests... Posted a career-high seven blocks vs. SIU Edwardsville (2/7)... Made a career-high nine field goals vs. McNeese State (11/15)... Scored double figures in six-straight games from Nov. 26 to Dec. 19.

2011-12: Selected as the Preseason OVC Freshman of the Year by College Sports Madness... Played in 26 games

off the bench... Averaged 2.2 points and 1.9 rebounds per game... Scored 11 points in each of his first two contests of the season... Shot 58.8 percent (20-of-34) from the field... Contributed 7.8 minutes per game... Hit a season-high 5-of-7 field goals and 1-of-2 free throws against both No. 25 Missouri (11/11) and Harris-Stowe (11/14)... Pulled down seven rebounds in 22 minutes against the Tigers... Tied for third on the team with eight blocks... Finished with two blocks vs. Harris-Stowe (11/14) and Austin Peay (1/26)... Saw action in 14 OVC games.

Prep: Was ranked as the nation's No. 17 high school power forward by ESPN's college basketball recruiting website... ESPN also rated him as a four-star recruit on a five-star scale... Physical specimen, who also received scholarship offers from Auburn, Cincinnati, Charlotte, DePaul, Georgia Tech and Mississippi... Three-year starter

at perennial national power White Station High School... Played at Melrose High School before transferring to White Station prior to his junior season... Helped lead White Station to a 30-7 record in 2010-11, the Spartans 16th-consecutive season with 20 or more wins... Averaged 12 points and seven rebounds en route to leading his team to a 28-9 record and Tennessee Class AAA runner-up finish as a junior... That squad featured guard Joe Jackson, who scored 3,451 points in a decorated prep career before joining the Memphis Tigers program... Carried a 3.5 GPA... Also played football.

Personal: Born January 15, 1993... Undecided on his major... Son of Tina Johnson and Ron Shields... Was among 300 participants chosen to attend the NCAA Regional Career in Sports Forum in Kansas City, Mo., on Oct. 5-7, 2012.

Johnson's Career-Highs at Southeast Missouri

Points.....	21	vs. Central Arkansas (12/8/12)
Total Rebounds.....	16	2x, last vs. Central Arkansas (12/8/12)
Offensive.....	6	2x, last vs. Mid-Continent (11/22/13)
Defensive.....	13	2x, last at Southeastern La. (12/1/12)
FG Made.....	9	vs. McNeese State (11/15/12)
FG Attempted.....	14	2x, last vs. Eastern Kentucky (3/7/13)
3-Point FG Made.....	1	2x, last vs. Tulane (11/30/13)
3-Point FG Attempted.....	1	8x, last vs. Murray State (3/1/14)
FT Made.....	8	at Ball State (11/18/13)
FT Attempted.....	15	vs. Central Arkansas (12/8/12)
Assists.....	5	2x, last vs. Eastern Kentucky (2/2/13)
Blocks.....	7	vs. SIU Edwardsville (2/7/13)
Steals.....	3	4x, last vs. Austin Peay (2/27/14)
Minutes.....	38	at Tennessee Tech (1/18/14)

Career Statistics at Southeast Missouri

Overall																			
Season	G-GS	Min	Avg	FG-FGA	Pct	3FG-3FGA	Pct	FT-FTA	Pct	Off	Def	Tot	Avg	PF	FO	A	TO	Blk	Stl
2011-12	26-0	202	7.8	20-34	.588	0-0	.000	16-28	.571	16	33	49	1.9	27	0	13	21	8	7
2012-13	33-27	912	27.6	142-251	.566	1-6	.167	81-152	.533	72	217	289	8.8	96	3	37	76	84	21
2013-14	30-21	765	25.5	84-148	.568	1-2	.500	86-128	.672	63	118	181	6.0	86	1	31	47	28	31
Total	89-48	1879	21.1	246-433	.568	2-8	.250	183-308	.594	151	368	519	5.8	209	4	81	144	120	59
OVC Only																			
Season	G-GS	Min	Avg	FG-FGA	Pct	3FG-3FGA	Pct	FT-FTA	Pct	Off	Def	Tot	Avg	PF	FO	A	TO	Blk	Stl
2011-12	14-0	73	5.2	4-7	.571	0-0	.000	9-15	.600	7	11	18	1.3	11	0	3	12	4	2
2012-13	16-11	437	27.3	62-112	.554	0-2	.000	35-73	.479	41	90	131	8.2	56	2	15	35	39	9
2013-14	16-12	404	25.3	47-75	.627	0-1	.000	47-73	.644	30	66	96	6.0	48	1	17	32	13	17
Total	46-23	914	19.9	113-194	.582	0-3	.000	91-161	.565	78	167	245	5.3	115	3	35	79	56	28

Returnees



2012-13	FG	3P	FT	O/D	REB	F	PTS	A	TO	B	S	M
at Kansas*	4-7	1-1	3-3	3/6	9	4	12	1	4	2	0	25
Lyon College*	6-9	0-0	2-2	2/13	15	3	14	2	2	2	1	24
McNeese State*	9-11	0-0	2-5	2/7	9	0	20	2	1	3	2	34
at Chattanooga*	3-3	0-0	1-2	0/8	8	4	7	2	4	3	0	27
vs. Louisiana Tech*	4-13	0-0	2-5	4/6	10	3	10	3	6	5	1	34
vs. Troy*	3-6	0-0	0-1	0/3	3	2	6	0	1	1	0	17
at Illinois-Chicago*	3-5	0-0	0-0	0/10	10	2	6	1	3	3	0	32
Hannibal-LaGrange*	5-5	0-0	7-8	0/7	7	0	17	1	3	1	2	25
at New Orleans*	3-7	0-0	5-6	2/9	11	4	11	1	2	4	3	34
at Southeastern La.*	4-9	0-0	2-4	3/13	16	1	10	0	3	2	2	37
at Missouri*	6-12	0-1	1-2	1/6	7	2	13	1	1	4	0	35
Central Arkansas*	7-13	0-1	7-15	5/11	16	1	21	1	3	5	0	37
New Orleans*	6-10	0-0	4-6	2/7	9	3	16	1	4	1	0	26
at UMKC*	1-3	0-0	2-6	0/7	7	2	4	0	1	3	0	26
UT Martin*	4-7	0-0	7-14	4/10	14	4	15	0	3	3	0	34
Austin Peay*	4-11	0-0	4-8	4/5	9	3	12	0	1	1	0	27
Murray State*	3-6	0-1	0-1	1/7	8	4	6	2	2	1	0	36
at Belmont*	3-7	0-1	3-5	2/4	6	4	9	0	4	3	0	20
at Tennessee State*	7-9	0-0	0-2	2/6	8	4	14	1	3	0	1	32
Morehead State*	5-5	0-0	3-9	1/4	5	2	13	0	1	3	1	28
Tennessee Tech*	5-9	0-0	5-7	5/2	7	3	15	1	4	2	0	25
at SIU Edwardsville*	3-8	0-0	3-6	1/1	2	5	9	1	1	1	1	28
at Eastern Illinois*	0-6	0-0	1-2	1/4	5	4	1	2	2	1	0	29
Eastern Kentucky	1-1	0-0	1-3	1/5	6	1	3	5	2	3	1	23
SIU Edwardsville	8-9	0-0	1-4	5/7	12	2	17	0	4	7	2	29
Eastern Illinois	1-2	0-0	0-0	2/4	6	4	2	0	1	3	1	19
at UT Martin	4-7	0-0	1-2	3/8	11	3	9	0	2	5	0	29
at Jacksonville State	5-6	0-0	1-4	4/8	12	4	11	1	1	1	0	27
Ball State	6-8	0-0	4-7	6/8	14	3	16	3	1	3	0	23
at Austin Peay*	6-8	0-0	0-0	2/12	14	4	12	2	1	2	1	25
at Murray State*	3-11	0-0	5-6	3/3	6	5	11	0	3	3	1	26
vs. Eastern Illinois*	2-4	0-0	2-4	0/3	3	1	6	1	1	1	0	17
vs. Eastern Kentucky*	8-14	0-1	2-3	1/3	4	5	18	2	1	2	1	23
Totals	142-251	1-6	81-152	72/217	289	96	366	37	76	84	21	912

Johnson's Game-by-Game Statistics

2013-14	FG	3P	FT	O/D	REB	F	PTS	A	TO	B	S	M
at Saint Louis	DNP	-	-	-	-	-	-	-	-	-	-	-
Central Baptist Coll.	DNP	-	-	-	-	-	-	-	-	-	-	-
at IUPUI	3-5	0-0	0-0	2/3	5	1	6	1	0	2	2	27
at Ball State	2-3	0-0	8-9	2/0	2	4	12	1	1	1	1	19
Mid-Continent	5-9	0-0	3-6	6/3	9	4	13	2	1	1	2	24
vs. Northern Ky.*	4-4	0-0	2-4	3/6	9	2	10	2	5	1	1	35
vs. Tulane*	3-4	1-1	3-3	4/8	12	3	10	1	0	0	1	29
vs. Texas State*	2-4	0-0	6-6	1/7	8	4	10	1	0	1	3	30
at Southeastern La.*	3-8	0-0	4-6	2/4	6	4	10	0	1	1	0	36
Illinois-Chicago*	0-3	0-0	1-2	1/3	4	2	1	1	1	0	1	24
at Memphis*	2-6	0-0	0-0	3/5	8	4	4	0	1	1	1	33
IUPUI*	1-2	0-0	0-0	0/0	0	0	2	0	0	1	0	10
at Missouri State	0-1	0-0	3-4	0/0	0	0	3	1	0	0	0	16
at Murray State*	5-9	0-0	3-7	2/5	7	4	13	1	4	1	2	33
at Austin Peay*	3-4	0-0	2-3	4/2	6	4	8	1	4	0	0	27
Belmont*	3-4	0-0	3-3	2/6	8	2	9	2	0	1	0	32
Tennessee State*	0-0	0-0	4-6	0/2	2	4	4	1	0	1	2	11
at Morehead State*	2-3	0-0	4-7	1/3	4	3	8	0	4	1	2	27
at Tennessee Tech*	4-5	0-0	2-2	1/7	8	2	10	1	2	1	3	38
SIU Edwardsville*	4-7	0-0	5-7	3/6	9	2	13	3	4	3	0	36
Eastern Illinois*	2-8	0-0	1-3	3/6	9	1	5	0	1	1	1	27
Kansas City	5-10	0-0	1-2	2/1	3	4	11	0	1	1	0	16
at Eastern Ky.	3-5	0-0	1-3	0/4	4	3	7	2	1	1	0	16
at SIU Edwardsville	1-2	0-0	0-1	2/1	3	2	2	1	2	0	0	9
at Eastern Illinois	1-2	0-0	2-3	3/0	3	4	4	1	1	1	1	19
UT Martin	1-1	0-0	3-4	1/1	2	0	5	0	1	1	0	13
Jacksonville State*	4-6	0-0	6-8	3/7	10	4	14	1	1	0	0	26
at UT Martin*	4-4	0-0	5-9	1/7	8	5	13	2	3	0	2	27
Austin Peay*	5-6	0-0	4-5	1/5	6	4	14	0	3	1	3	32
Murray State*	5-9	0-1	2-2	3/4	7	4	12	1	1	0	1	31
vs. Eastern Illinois*	5-10	0-0	2-4	3/5	8	3	12	2	1	3	0	30
vs. Eastern Kentucky*	2-4	0-0	6-9	4/7	11	3	10	2	3	2	2	32
Totals	84-148	1-2	86-128	63/118	181	86	255	31	47	28	31	765

2011-12	FG	3P	FT	O/D	REB	F	PTS	A	TO	B	S	M
at Missouri	5-7	0-0	1-2	3/4	7	2	11	1	2	1	1	22
Harris-Stowe	5-7	0-0	1-2	1/4	5	1	11	5	2	2	0	18
at Bradley	1-1	0-0	0-0	0/1	1	4	2	0	0	0	1	14
at Oregon	1-1	0-0	2-4	1/3	4	2	4	0	2	0	0	14
Hannibal-LaGrange	0-1	0-0	3-5	2/1	3	0	3	1	0	1	1	16
Miami (Ohio)	2-4	0-0	0-0	0/4	4	2	4	0	0	0	0	13
at Arkansas State	2-3	0-0	0-0	0/3	3	2	4	1	1	0	0	13
Southeastern La.	0-0	0-0	0-0	0/0	0	1	0	1	1	0	1	3
at Central Arkansas	0-0	0-0	0-0	0/0	0	0	0	0	0	0	0	1
UMKC	0-0	0-0	0-0	0/0	0	1	0	1	0	0	0	3
SMU	0-1	0-0	0-0	0/0	0	1	0	0	0	0	1	5
at Sacramento State	DNP	-	-	-	-	-	-	-	-	-	-	-
Morehead State	DNP	-	-	-	-	-	-	-	-	-	-	-
Jacksonville State	0-0	0-0	1-2	0/2	2	1	1	0	0	0	0	1
at UT Martin	DNP	-	-	-	-	-	-	-	-	-	-	-
at Eastern Kentucky	0-1	0-0	0-0	0/0	0	0	0	0	1	0	0	4
SIU Edwardsville	0-0	0-0	0-0	0/0	0	0	0	0	0	0	0	1
Eastern Illinois	0-0	0-0	0-0	1/0	1	0	0	1	0	0	0	3
at Tennessee Tech	1-1	0-0	0-0	0/0	0	1	2	0	0	0	0	1
Austin Peay	0-0	0-0	0-0	0/1	1	3	0	0	2	2	0	10
at Eastern Illinois	0-0	0-0	0-0	0/1	1	3	0	0	1	0	0	6
at Murray State	0-0	0-0	0-0	0/1	1	1	0	0	0	1	0	2
Tennessee State	1-1	0-0	2-2	2/1	3	2	4	2	2	1	0	11
UT Martin	2-2	0-0	2-3	2/2	4	0	6	0	2	2	0	11
at SIU Edwardsville	0-0	0-0	0-0	0/0	0	0	0	0	1	0	0	2
Murray State	0-1	0-0	1-2	0/2	2	0	1	0	2	0	1	10
at McNeese State	0-2	0-0	0-0	2/2	4	0	0	0	1	0	0	7
at Jacksonville State	0-1	0-0	2-4	2/1	3	0	2	0	1	0	1	9
at Austin Peay	0-0	0-0	1-2	0/0	0	0	1	0	0	0	0	2
Totals	20-34	0-0	16-28	16/33	49	27	56	13	21	8	7	202

* - Indicates Game Started



1 NINO JOHNSON

SOUTHEAST MISSOURI STATE UNIVERSITY



JOSH LANGFORD

- Guard
- 6-7 • 215 • Senior
- Huntsville, Ala./Lee H.S.
- Auburn

2013-14: Averaged 7.5 points as Southeast's fifth-leading scorer... Appeared in 22 games and made 18 starts...Shot 60.3 percent (70-of-116) from the field, dished out 12 assists, added 11 steals and posted three blocks... Made his Southeast debut at Memphis (12/21)...Came off the bench in his first four games before making 18-straight starts...Dropped in a season-high 22 points after shooting a perfect 10-of-10 from the field vs. Belmont (1/9)...Grabbed a season-best nine rebounds vs. SIU Edwardsville (1/23)...Made six or more field goals six times... Scored 17 points, including 13 in the second half of his first Ohio Valley Conference game at Murray State (1/2)...Scored double figures a total of eight times... Ranked fourth on the team in scoring with 8.6 points per game in conference play.

Auburn: Averaged 5.2 points and 2.1 rebounds in 15 games and five starts in 2011-12...Suffered a concussion early in SEC play that caused him to miss the rest of that season...As a freshman, averaged 4.6 points, 2.6 rebounds and 15 minutes per game, playing in all 31 games and starting 12...Scored a career-high 16 points and

buried 4-of-5 three-pointers in the Tigers win over Florida State, which advanced to the Elite 8 of the 2011 NCAA Tournament.

Prep: Was the state of Alabama's No. 1 ranked player coming out of Huntsville's Lee High School and was rated No. 1 on the final 2010 Birmingham News Boys Super Seniors list... Averaged 22 points and 13 rebounds, leading Lee to the Class 5A state championship his senior year in 2009-10...Led the Generals with a double-double 15 points and 10 rebounds in the championship game, as Lee won its first state title since 1968.

Personal: Born May 8, 1992... Majoring in General Studies... Son of Brenda Fletcher...Initially signed with Auburn over West Virginia, Louisville, Clemson, Alabama, Georgia and Ole Miss.

Langford's Game-by-Game Statistics

2013-14	FG	3P	FT	O/D	REB	F	PTS	A	TO	B	S	M
at Saint Louis	DNP	-	-	-	-	-	-	-	-	-	-	-
Central Baptist Coll.	DNP	-	-	-	-	-	-	-	-	-	-	-
at IUPUI	DNP	-	-	-	-	-	-	-	-	-	-	-
at Ball State	DNP	-	-	-	-	-	-	-	-	-	-	-
Mid-Continent	DNP	-	-	-	-	-	-	-	-	-	-	-
vs. Northern Ky.	DNP	-	-	-	-	-	-	-	-	-	-	-
vs. Tulane	DNP	-	-	-	-	-	-	-	-	-	-	-
vs. Texas State	DNP	-	-	-	-	-	-	-	-	-	-	-
at Southeastern La.	DNP	-	-	-	-	-	-	-	-	-	-	-
Illinois-Chicago	DNP	-	-	-	-	-	-	-	-	-	-	-
at Memphis	1-3	0-0	0-0	2/2	4	1	2	0	4	0	0	7
IUPUI	3-6	0-1	2-3	2/1	3	4	8	0	0	1	0	15
at Missouri State	0-2	0-0	0-1	1/0	1	5	0	0	1	0	3	10
at Murray State	7-10	2-3	1-2	1/2	3	5	17	0	0	0	1	23
at Austin Peay*	2-3	0-0	0-0	2/4	6	3	4	0	3	0	1	21
Belmont*	10-10	2-2	0-0	2/1	3	3	22	0	1	0	0	28
Tennessee State*	3-6	0-0	1-4	3/5	8	2	7	1	4	0	0	20
at Morehead State*	1-5	0-1	0-0	0/3	3	1	2	1	0	1	1	19
at Tennessee Tech*	1-5	0-1	0-0	1/1	2	5	2	0	0	0	0	8
SIU Edwardsville*	4-9	0-0	2-4	5/4	9	4	10	2	2	0	1	23
Eastern Illinois*	2-4	0-1	0-1	1/1	2	4	4	1	0	0	1	14
Kansas City*	6-8	0-1	2-3	1/3	4	2	14	1	1	0	0	28
at Eastern Ky.*	1-2	0-0	3-4	0/3	3	3	5	0	1	1	0	18
at SIU Edwardsville*	6-7	0-0	1-2	2/4	6	4	13	2	3	0	0	32
at Eastern Illinois*	2-5	0-0	1-2	3/1	4	4	5	0	1	0	0	15
UT Martin*	6-11	1-1	1-2	1/4	5	4	14	0	1	0	2	30
Jacksonville State*	1-2	0-0	0-0	0/0	0	4	2	0	2	0	0	7
at UT Martin*	1-1	0-0	1-2	2/1	3	2	3	2	2	0	0	20
Austin Peay*	5-6	0-1	1-1	0/0	0	4	11	1	1	0	1	16
Murray State*	7-9	0-0	3-3	2/3	5	5	17	1	1	0	0	37
vs. Eastern Illinois*	1-1	0-0	0-2	2/1	3	5	2	0	2	0	0	17
vs. Eastern Kentucky*	0-1	0-0	0-2	0/0	0	2	0	0	0	0	0	7
Totals	70-116	5-12	19-38	33/44	77	76	164	12	30	3	11	415

* - Indicates Game Started

Langford's Career-Highs at Southeast Missouri

Points.....	22	vs. Belmont (1/9/14)
Total Rebounds.....	9	vs. SIU Edwardsville (1/23/14)
Offensive.....	5	vs. SIU Edwardsville (1/23/14)
Defensive.....	5	vs. Tennessee State (1/11/14)
FG Made.....	10	vs. Belmont (1/9/14)
FG Attempted.....	11	vs. UT Martin (2/12/14)
3-Point FG Made.....	2	2x, last vs. Belmont (1/9/14)
3-Point FG Attempted.....	3	at Murray State (1/2/14)
FT Made.....	3	2x, last vs. Murray State (3/1/14)
FT Attempted.....	4	3x, last at Eastern Kentucky (2/1/14)
Assists.....	2	3x, last at UT Martin (2/22/14)
Blocks.....	1	3x, last at Eastern Kentucky (2/1/14)
Steals.....	3	at Missouri State (12/29/13)
Minutes.....	37	vs. Murray State (3/1/14)

Career Statistics at Southeast Missouri

Overall																			
Season	G-GS	Min	Avg	FG-FGA	Pct	3FG-3FGA	Pct	FT-FTA	Pct	Off	Def	Tot	Avg	PF	FO	A	TO	Blk	Stl
2013-14	22-18	415	18.9	70-116	.603	5-12	.417	19-38	.500	33	44	77	3.5	76	5	12	30	3	11
OVC Only																			
Season	G-GS	Min	Avg	FG-FGA	Pct	3FG-3FGA	Pct	FT-FTA	Pct	Off	Def	Tot	Avg	PF	FO	A	TO	Blk	Stl
2013-14	16-15	331	20.7	59-95	.621	5-10	.500	15-27	.556	25	37	62	3.9	57	3	11	22	2	8
				Pts	Avg														
				164	7.5														
				138	8.6														

Returnees



0 JOSH LANGFORD

SOUTHEAST MISSOURI STATE UNIVERSITY



C.J. REESE

- Guard
- 6-2 • 195 • Sophomore
- Atlanta, Ga./McCallie Prep (Chattanooga, Tenn.)



2013-14: Played in 21 games and made one start, averaging 11.3 minutes per contest... Scored 2.3 points a game... Made 19 field goals and nine free throws... Contributed 39 assists, five steals and a block... First career start was in the season-opener at Saint Louis (11/8)... Scored a season-high 15 points and had eight assists vs. Central Baptist (11/11) three days later... Finished with seven points vs. Northern Kentucky (11/29) at the Cure UCD Classic in Puerto Vallarta, Mexico... Saw action in six Ohio Valley Conference games.

2012-13: Was not approved academically by the NCAA Clearinghouse for the first semester and never enrolled at Southeast because, under NCAA regulations, he could not receive athletic aid while academically ineligible.

Prep: Rated a two-star recruit by ESPN and the ninth-best player in Tennessee... All-Region selection, who played his final two high school seasons at the McCallie School in Chattanooga, Tenn., after beginning his prep career in his hometown of Atlanta, Ga... Rated among the nation's top 100 high school

point guards by ESPN... Signed a national letter of intent to play at Southeast on Nov. 10, 2011... Averaged 15 points, five assists and four rebounds per game in helping McCallie reach the Division II-AA state championship game as a junior... Led Westlake, from the Atlanta area, to the Georgia Class AAAAA state final as a sophomore... Moved to Chattanooga after that school year.

Personal: Born January 6, 1994... Undecided on his major... Son of Clarence Reese, Sr... Was also offered scholarships by Western Kentucky, Chattanooga, Tennessee Tech and Florida Atlantic... Received additional interest from several Southeastern Conference and Atlantic Coast Conference men's basketball programs... Was initially set to go on an official visit to Mississippi before cancelling that in order to visit Southeast.

Reese's Game-by-Game Statistics

2013-14	FG	3P	FT	Q/D	REB	E	PTS	A	TO	B	S	M
at Saint Louis*	0-0	0-0	3-4	0/2	2	3	3	2	5	0	1	24
Central Baptist Coll.	6-9	1-1	2-2	0/1	1	0	15	8	2	1	1	29
at IUPUI	0-0	0-0	0-0	0/0	0	1	0	1	2	0	1	3
at Ball State	3-8	0-0	0-1	0/1	1	4	6	5	0	0	0	26
Mid-Continent	2-4	0-0	0-0	1/0	1	1	4	6	2	0	1	20
vs. Northern Ky.	3-4	0-0	1-4	0/0	0	0	7	0	2	0	0	14
vs. Tulane	0-0	0-0	0-0	0/0	0	4	0	4	1	0	0	12
vs. Texas State	0-2	0-0	0-0	0/1	1	0	0	0	1	0	0	5
at Southeastern La.	2-4	0-0	1-2	1/1	2	0	5	2	3	0	0	18
Illinois-Chicago	0-1	0-0	0-0	1/1	2	0	0	2	1	0	0	8
at Memphis	0-2	0-0	2-2	1/2	3	0	2	2	1	0	0	19
IUPUI	0-0	0-0	0-0	0/0	0	0	0	0	0	0	0	10
at Missouri State	0-0	0-0	0-0	0/0	0	1	0	0	4	0	0	4
at Murray State	DNP	-	-	-	-	-	-	-	-	-	-	-
at Austin Peay	1-2	0-0	0-0	0/0	0	1	2	2	2	0	0	13
Belmont	DNP	-	-	-	-	-	-	-	-	-	-	-
Tennessee State	DNP	-	-	-	-	-	-	-	-	-	-	-
at Morehead State	0-0	0-0	0-0	0/0	0	0	0	0	1	0	1	3
at Tennessee Tech	DNP	-	-	-	-	-	-	-	-	-	-	-
SIU Edwardsville	0-0	0-0	0-0	0/0	0	1	0	0	0	0	0	1
Eastern Illinois	DNP	-	-	-	-	-	-	-	-	-	-	-
Kansas City	DNP	-	-	-	-	-	-	-	-	-	-	-
at Eastern Ky.	DNP	-	-	-	-	-	-	-	-	-	-	-
at SIU Edwardsville	DNP	-	-	-	-	-	-	-	-	-	-	-
at Eastern Illinois	1-1	0-0	0-0	0/0	0	0	2	0	1	0	0	4
UT Martin	DNP	-	-	-	-	-	-	-	-	-	-	-
Jacksonville State	1-3	0-0	0-1	0/1	1	2	2	0	1	0	0	12
at UT Martin	0-0	0-0	0-0	0/0	0	2	0	1	1	0	0	7
Austin Peay	DNP	-	-	-	-	-	-	-	-	-	-	-
Murray State	DNP	-	-	-	-	-	-	-	-	-	-	-
vs. Eastern Illinois	0-1	0-0	0-0	0/0	0	0	0	0	0	0	0	2
vs. Eastern Kentucky	0-0	0-0	0-0	0/0	0	1	0	4	0	0	0	3
Totals	19-41	1-1	9-16	4/10	14	21	48	39	30	1	5	237

* - Indicates Game Started

Reese's Career-Highs at Southeast Missouri

Points.....	15	vs. Central Baptist College (11/11/13)
Total Rebounds.....	3	at Memphis (12/21/13)
Offensive.....	1	4x, last at Memphis (12/21/13)
Defensive.....	2	2x, last at Memphis (12/21/13)
FG Made.....	6	vs. Central Baptist College (11/11/13)
FG Attempted.....	9	vs. Central Baptist College (11/11/13)
3-Point FG Made.....	1	vs. Central Baptist College (11/11/13)
3-Point FG Attempted.....	1	vs. Central Baptist College (11/11/13)
FT Made.....	3	at Saint Louis (11/8/13)
FT Attempted.....	4	2x, last vs. Northern Kentucky (11/29/13)
Assists.....	8	vs. Central Baptist College (11/11/13)
Blocks.....	1	vs. Central Baptist College (11/11/13)
Steals.....	1	5x, last at Morehead State (1/16/14)
Minutes.....	29	vs. Central Baptist College (11/11/13)

Career Statistics at Southeast Missouri


Overall																		
Season	G-GS	Min	Avg	FG-FGA	Pct	3FG-3FGA	Pct	FT-FTA	Pct	Off	Def	Tot	Avg	PF	FO	A	TO	Blk
2013-14	21-1	237	11.3	19-41	.463	1-1	1.000	9-16	.563	4	10	14	0.7	21	0	39	30	1
OVC Only																		
Season	G-GS	Min	Avg	FG-FGA	Pct	3FG-3FGA	Pct	FT-FTA	Pct	Off	Def	Tot	Avg	PF	FO	A	TO	Blk
2013-14	6-0	40	6.7	3-6	.500	0-0	.000	0-1	.000	0	1	1	0.2	6	0	3	6	0

Returnees




3 C.J. REESE


SOUTHEAST MISSOURI STATE UNIVERSITY



CALEB WOODS

- Guard/Forward
- 6-3 • 180 • Senior
- Selmer, Tenn./McNairy Central H.S.





2013-14: Saw limited action, playing in nine games as a walk-on...Scored a total of 14 points and had four rebounds...Dished out one assist and posted two steals...Averaged 4.8 minutes off the bench...Finished with a season-high five points vs. Central Baptist (11/11) and Mid-Continent (11/22)...Made his first career field goal at Saint Louis (11/8)...Played in three Ohio Valley Conference games.

Dyersburg State Community College: Spent two seasons at Dyersburg State Community College...Averaged 11.7 points and 3.6 rebounds in 22 games last season...Also scored double figures 16 times, while pitching in 20 or more points on two occasions.

Woods' Game-by-Game Statistics

2013-14	FG	3P	FT	Q/D	REB	E	PTS	A	TO	B	S	M
at Saint Louis	1-5	0-1	0-0	0/1	1	1	2	1	0	0	0	10
Central Baptist Coll.	2-4	0-0	1-2	0/2	2	3	5	0	1	0	1	19
at IUPUI	DNP	-	-	-	-	-	-	-	-	-	-	-
at Ball State	0-0	0-0	0-0	0/0	0	0	0	0	0	0	0	1
Mid-Continent	1-1	0-0	3-4	1/0	1	1	5	0	0	0	1	7
vs. Northern Ky.	0-0	0-0	0-0	0/0	0	0	0	0	0	0	0	0+
vs. Tulane	0-0	0-0	0-0	0/0	0	1	0	0	0	0	0	3
vs. Texas State	DNP	-	-	-	-	-	-	-	-	-	-	-
at Southeastern La.	DNP	-	-	-	-	-	-	-	-	-	-	-
Illinois-Chicago	DNP	-	-	-	-	-	-	-	-	-	-	-
at Memphis	DNP	-	-	-	-	-	-	-	-	-	-	-
IUPUI	DNP	-	-	-	-	-	-	-	-	-	-	-
at Missouri State	DNP	-	-	-	-	-	-	-	-	-	-	-
at Murray State	DNP	-	-	-	-	-	-	-	-	-	-	-
at Austin Peay	DNP	-	-	-	-	-	-	-	-	-	-	-
Belmont	0-0	0-0	0-0	0/0	0	0	0	0	0	0	0	0+
Tennessee State	DNP	-	-	-	-	-	-	-	-	-	-	-
at Morehead State	DNP	-	-	-	-	-	-	-	-	-	-	-
at Tennessee Tech	DNP	-	-	-	-	-	-	-	-	-	-	-
SIU Edwardsville	DNP	-	-	-	-	-	-	-	-	-	-	-
Eastern Illinois	DNP	-	-	-	-	-	-	-	-	-	-	-
Kansas City	DNP	-	-	-	-	-	-	-	-	-	-	-
at Eastern Ky.	DNP	-	-	-	-	-	-	-	-	-	-	-
at SIU Edwardsville	DNP	-	-	-	-	-	-	-	-	-	-	-
at Eastern Illinois	DNP	-	-	-	-	-	-	-	-	-	-	-
UT Martin	DNP	-	-	-	-	-	-	-	-	-	-	-
Jacksonville State	1-1	0-0	0-0	0/0	0	0	2	0	0	0	0	2
at UT Martin	DNP	-	-	-	-	-	-	-	-	-	-	-
Austin Peay	DNP	-	-	-	-	-	-	-	-	-	-	-
Murray State	DNP	-	-	-	-	-	-	-	-	-	-	-
vs. Eastern Illinois	0-1	0-0	0-0	0/0	0	0	0	0	0	0	0	1
vs. Eastern Kentucky	DNP	-	-	-	-	-	-	-	-	-	-	-
Totals	5-12	0-1	4-6	1/3	4	6	14	1	1	0	2	43

* - Indicates Game Started

Woods' Career-Highs at Southeast Missouri

Points.....	5	2x, last vs. Mid-Continent (11/22/13)
Total Rebounds.....	2	vs. Central Baptist College (11/11/13)
Offensive.....	1	vs. Mid-Continent (11/22/13)
Defensive.....	2	vs. Central Baptist College (11/11/13)
FG Made.....	2	vs. Central Baptist College (11/11/13)
FG Attempted.....	5	at Saint Louis (11/8/13)
3-Point FG Made.....	-	-
3-Point FG Attempted.....	1	at Saint Louis (11/8/13)
FT Made.....	3	vs. Mid-Continent (11/22/13)
FT Attempted.....	4	vs. Mid-Continent (11/22/13)
Assists.....	1	at Saint Louis (11/8/13)
Blocks.....	-	-
Steals.....	1	2x, last vs Mid-Continent (11/22/13)
Minutes.....	19	vs. Central Baptist College (11/11/13)

Career Statistics at Southeast Missouri

Overall																			
Season	G-GS	Min	Avg	FG-FGA	Pct	3FG-3FGA	Pct	FT-FTA	Pct	Off	Def	Tot	Avg	PF	FO	A	TO	Blk	Stl
2013-14	9-0	43	4.8	5-12	.417	0-1	.000	4-6	.667	1	3	4	0.4	6	0	1	1	0	2
OVC Only																			
Season	G-GS	Min	Avg	FG-FGA	Pct	3FG-3FGA	Pct	FT-FTA	Pct	Off	Def	Tot	Avg	PF	FO	A	TO	Blk	Stl
2013-14	2-0	2	1.0	1-1	1.000	0-0	.000	0-0	.000	0	0	0	0.0	0	0	0	0	0	2

Returnees



5 CALEB WOODS



AARON ADEOYE

- Forward
- 6-7 • 237 • Senior
- Marion, Ill./Marion H.S.
- Western Kentucky



24

2013-14 (Western Kentucky):

Averaged 3.6 points and 4.3 rebounds in 32 games and 15 starts...Ranked second on the team with 15 blocks, helping lead Western Kentucky to an overall record of 20-12 and second-place finish in the Sun Belt Conference.

2012-13 (John A. Logan College): Averaged 14.3 points and eight rebounds en route to Third-Team All-American honors as a sophomore.

2011-12 (Ball State): Started his college basketball career at Ball State before its coaching change...Earned Mid-American Conference All-Freshman Team honors...Appeared in 30 games, averaging 3.5 points and 4.2 rebounds per contest...Averaged 17.3 minutes per game...Shot 50.6 percent (40-of-79) for the Cardinals...Scored a season-high 14 points at Kent State (2/11)...Registered a double-double 10 points and 10 rebounds against Bowling Green (2/8).

Prep: Attended Marion High School, where he earned three letters...Honorable mention All-State pick and First-Team All-South Seven Conference honoree after averaging 19 points and 13 rebounds as a senior in 2010-11...Second-team all-conference selection after tallying 13 points and 10 rebounds as a junior in 2009-10...Also a three-year letterman in football as a defensive end.

Personal: Signed with Southeast on Apr. 22, 2014...Born August 26, 1993...Majoring in General Studies...Son of Carmen Adeoye.



LADARIUS COLEMAN

- Guard/Forward
- 6-5 • 200 • Freshman
- Memphis, Tenn.
- White Station H.S.



25

Prep: Combo forward who helped lead White Station High School to a national ranking...Averaged 11 points and 7.2 rebounds per game his senior year...White Station finished with an overall record of 30-3 and ranked 22nd in the nation in the USA Today Super 25...Is from the same high school as Redhawks senior forward Nino Johnson.

Personal: Born May 9, 1996...Majoring in Pre-Physical Therapy...Son of Darian and LaTonya Coleman.



ISIAH "HOOPY" JONES

- Guard
- 6-4 • 193 • Junior
- Pulaski, Ill./Christian Life Academy/Odesa College

2



J.T. JONES

- Guard
- 6-3 • 200 • Freshman
- Sikeston, Mo.
- Sikeston H.S.

33

2013-14 (Odessa College):

Averaged 5.6 points, 2.6 rebounds and 1.9 assists in 21 games and 17 starts...Knocked down 29 three-pointers and added 24 steals.

UAB: Saw action in 23 games as a reserve at UAB in 2012-13... Averaged 2.8 points and 1.2 rebounds, while dishing out 34 assists and posting 17 steals for the Blazers that year...Also made 13 three-pointers as UAB finished with an overall record of 16-17...Forced to sit out his rookie season at UAB in 2011-12 due to an NCAA ruling...Began practicing with the team following his first semester...Earned a spot on the Conference USA Commissioner's Honor Roll.

Prep: Three-star recruit according to Rivals.com who can play both the point guard and shooting guard positions... Played two seasons at Christian Life Academy, a prep school near Houston, Texas...Helped lead his team to a 21-4 record and averaged 21 points, five assists and four rebounds in 2010-11...As a senior, his team went 32-1 and won the National Post Graduate Athletic Association (NPGAA) high school division national championship...Averaged 14 points, five assists and two steals per game that year...Rated as one of the top 15 seniors in the city of Houston by RCSSports.com... Was considered one of the top players in the state of Illinois when he attended Mounds Meri-

dien High School near Carbon-dale, Ill...Three-year starter at Mounds...Averaged 17.8 points and seven assists a game as a junior (2008-09) and made 92 three-pointers...Garnered Illinois Basketball Coaches Association (IBCA) Class 1A All-State recognition...Also named an Illinois Associated Press Second-Team All-State honoree that season, helping lead the Bobcats to a 26-4 overall record...Began playing on the school's varsity team when he was in middle school.

Personal: Born Oct. 4, 1991... Majoring in General Studies... Son of Ozell Jones and Lisa Tabb...Goes by the nickname of "Hoopy"...Has six siblings, including three brothers (Curtis, Corey and Josh) and three sisters (Sophia, Cherika and Sasha)...Also received interest from Kansas State, Oklahoma State, Texas Tech, North Texas and TCU.

Prep: Preferred walk-on from nearby Sikeston High School... Averaged 17.8 points, 10.2 rebounds, four assists and 3.5 steals per game as a senior...Is from the same high school Will Holifield and Michael Porter, who both played at Southeast.

Personal: Born December 25, 1995...Majoring in Sport Management...Son of Shelby White.

SOUTHEAST MISSOURI STATE UNIVERSITY



TREY KELLUM

- Forward
- 6-7 • 215 • Junior
- Peoria, Ill./Peoria Central H.S.
- Florida A&M



Florida A&M: Played the last two seasons at Florida A&M... Ranked fourth on the team in scoring with 8.8 points per contest in 31 games and 27 starts in 2013-14...Shot 49.6 percent (111-of-224) from the field and led the Rattlers with 6.5 rebounds per game... Ranked second on the team with 22 blocks, while averaging 23.7 minutes per game...Made 15 starts and saw action in 31 games as a freshman in 2012-13...Averaged 6.3 points and 4.4 rebounds, and gathered a total of 15 blocks...Played 21.7 minutes per contest that year.


Prep: Named the Peoria Journal Star's big school Player of the Year in 2012...Was the leading scorer (12.6 ppg) and rebounder (7.2 rpg) in helping lead Peoria Central High School to the Class 3A state title.

Personal: Born July 31, 1994... Majoring in General Studies...Son of Yolanda and Travis Kellum... Western Illinois, Eastern Illinois and UT Martin were other schools reported to have offered Kellum.



T.J. THOMAS

- Forward
- 6-8 • 200 • Freshman
- Chicago, Ill.
- Tucker (Ga.) H.S.



Prep: Averaged 13 points, 11 rebounds and 3.2 blocks per game as a senior at Tucker High School...Led the Tigers in blocks and ranked second in rebounds en route to securing All-Region honors...Spent his sophomore and junior seasons at Parkview High School in Lilburn, Ga., and played his freshman campaign at Stevenson High.

Personal: Signed with Southeast on Apr. 25, 2014...Born November 15, 1995...Majoring in Management...Son of Tyrell and Detrice Thomas...Murray State, Tulane, Gardner-Webb, Kennesaw State and Mercer were some other schools that recruited Thomas.



J.J. THOMPSON

- Guard
- 6-0 • 185 • Junior
- Irving, Texas/Irving H.S.
- Houston

55

2013-14: Sat out the season due to NCAA Division I transfer regulations.


2012-13 (Houston): Competed in 29 games with 21 starts... Started each of the first 15 games... Made his season debut against Florida A&M during the season-opening win... Scored nine points with five assists and no turnovers in 27 minutes at San Jose State... Finished with 10 points, five assists and four rebounds in win at Texas A&M-Corpus Christi... Led the Cougars with 16 points on 5-of-10 shooting with three 3-pointers and three assists against Texas A&M... Drained two free throws late and stole a Texas Southern pass on the final play of overtime to lead the Cougars to a win against the Tigers... Finished with 10 points, thanks to 6-of-8 shooting from the free throw line, with four rebounds and six assists against the Tigers... Posted 12 points with two 3-pointers and a game-high six assists against Texas-Pan American... Scored 13 second-half points, including a pair of 3-pointers, with four rebounds and two assists at SMU... Finished with 10 points, thanks to an 8-of-8 performance from the free throw line, against Tulane... Scored 11 points on 4-of-6 shooting with a rebound and assist in only six minutes against UTEP during the Quarterfinals of the C-USA Championship... Chose to leave the program following the academic year.

2011-12 (Houston): One of six players to compete in all 30 games... Tied for the team lead with 2.5 assists per game... Made his collegiate debut against Grambling State during the season opener... Scored 10 points with three rebounds and three assists against Arkansas in Little Rock... Finished with seven points, three rebounds, two assists, three steals and no turnovers in 30 minutes against Oakland... Raced the length of the court and laid it up and in to give the Cougars an 80-79

lead with 6.8 seconds remaining against TCU... Recorded 12 points with two rebounds, an assist and steal against the Horned Frogs... Dished out a game-high four assists with a blocked shot and two steals against LSU... Made his first career start against Oklahoma during the first game of the RAMADA All-College Classic... Finished with seven points, two rebounds and four assists against the Sooners... Scored six points with five assists and three rebounds against UTSA... Drained two free throws with 18 seconds left in overtime to give the Cougars a 2-point lead against Tulsa during the Conference USA opener... Finished with 15 points against the Golden Hurricane... Led the Cougars with five assists at UCF... Totaled 10 points with two assists and two steals against UTEP... Led the Cougars with six assists at Tulane... Scored nine points with a game-high seven assists against Rice.

Prep: Three-star recruit by Rivals.com at Irving High School... Played for Dallas Mustangs AAU team... Ranked No. 18 in Rivals.com Texas player rankings... Is left-handed... Initially chose Houston over UTEP, Colorado, Nebraska, UNLV, Wichita State, Texas Tech and Iowa... All-District 7-5A Most Valuable Player and All-District First-Team as a senior... Averaged 15.6 points and helped lead his team to a 24-10 record and state playoff berth as a junior... Scored 28 points with six assists, three rebounds and two steals against Duncanville High School... All-District 7-5A selection at wide receiver on the football team.

Personal: Born October 6, 1992 in Minneapolis, Minn... Majoring in General Studies... Full name is Jevante Jerrell Thompson but goes by the nickname J.J... Son of Warren Wheeler and Joann Thompson... First name is pronounced Juh-VON-Tay.



MARCUS WALLACE

- Guard
- 6-1 • 175 • Freshman
- Little Rock, Ark.
- Pulaski Academy

11

Prep: Two-time All-State and three-time All-Conference selection at Pulaski Academy... The Bruins were 59-12 in three years with Wallace as their starting point guard... Averaged 20.6 points, 5.2 assists, 5.8 rebounds and 3.2 steals per game his final prep season... Helped lead Pulaski Academy to one conference championship, one regional title, three state tournaments, one championship game and a semi-final appearance... Was a member of the 2013-14 All-State Tournament and Democrat All-Arkansas teams.

Personal: Signed with Southeast on Apr. 16, 2014... Born March 15, 1996... Majoring in Management... Son of Marcus and Marlene Wallace... Sam Houston State, Wright State, Florida Atlantic, South Alabama, Bowling Green, Portland State and Central Arkansas were among other schools that showed interest in Wallace.

SOUTHEAST MISSOURI STATE UNIVERSITY

Arkansas State

	G-GS	Min	Avg	FG-FGA	Pct	3FG-3FGA	Pct	FT-FTA	Pct	Off	Def	Tot	Avg	PF	FO	A	TO	Blk	Stl	Pts	Avg
Nino Johnson	1-0	13	13.0	2-3	.667	0-0	.000	0-0	.000	0	3	3	3.0	2	0	1	1	0	0	4	4.0

Austin Peay

	G-GS	Min	Avg	FG-FGA	Pct	3FG-3FGA	Pct	FT-FTA	Pct	Off	Def	Tot	Avg	PF	FO	A	TO	Blk	Stl	Pts	Avg
Jarekious Bradley	2-1	70	35.0	17-35	.486	7-16	.438	5-6	.833	3	7	10	5.0	7	1	3	3	2	3	46	23.0
Antonius Cleveland	2-1	46	23.0	9-10	.900	2-3	.667	1-4	.250	1	8	9	4.5	6	1	3	5	4	0	21	10.5
Nino Johnson	6-4	123	20.5	18-29	.621	0-0	.000	11-18	.611	11	25	36	6.0	18	0	3	11	6	4	47	7.8
Josh Langford	2-2	37	18.5	7-9	.778	0-1	.000	1-1	1.000	2	4	6	3.0	7	0	1	4	0	2	15	7.5
Darrian Gray	2-1	41	20.5	4-10	.400	0-2	.000	1-2	.500	1	4	5	2.5	2	0	0	2	0	1	9	4.5
Jamaal Calvin	2-0	21	10.5	2-7	.286	1-5	.200	1-2	.500	0	2	2	1.0	1	0	7	0	0	0	6	3.0
Paul McRoberts	1-0	2	2.0	0-0	.000	0-0	.000	0-0	.000	0	0	0	0.0	0	0	0	0	0	0	0	0.0

Ball State

	G-GS	Min	Avg	FG-FGA	Pct	3FG-3FGA	Pct	FT-FTA	Pct	Off	Def	Tot	Avg	PF	FO	A	TO	Blk	Stl	Pts	Avg
Jarekious Bradley	1-1	28	28.0	9-17	.529	2-6	.333	6-7	.857	2	7	9	9.0	4	0	0	2	0	0	26	26.0
Nino Johnson	2-0	42	21.0	8-11	.727	0-0	.000	12-16	.750	8	8	16	8.0	7	0	4	2	4	1	28	14.0
Darrian Gray	1-1	30	30.0	4-10	.400	1-3	.333	0-2	.000	1	3	4	4.0	1	0	2	3	1	1	9	9.0
Lucas Nutt	9-6	225	25.0	12-40	.300	7-22	.318	21-28	.750	1	19	20	2.2	20	1	31	16	0	5	52	5.8
Antonius Cleveland	1-1	21	21.0	1-3	.333	0-0	.000	2-3	.667	0	2	2	2.0	4	0	1	2	0	4	4	4.0
C.J. Reese	1-0	13	13.0	1-2	.500	0-0	.000	0-0	.000	0	0	0	0.0	1	0	2	2	0	0	2	2.0
Jamaal Calvin	1-0	11	11.0	0-2	.000	0-2	.000	0-0	.000	1	0	1	1.0	0	0	0	0	0	0	0	0.0
Caleb Woods	1-0	1	1.0	0-0	.000	0-0	.000	0-0	.000	0	0	0	0.0	0	0	0	0	0	0	0	0.0

Belmont

	G-GS	Min	Avg	FG-FGA	Pct	3FG-3FGA	Pct	FT-FTA	Pct	Off	Def	Tot	Avg	PF	FO	A	TO	Blk	Stl	Pts	Avg
Jarekious Bradley	1-1	35	35.0	10-22	.455	3-11	.273	4-5	.800	0	5	5	5.0	4	0	3	2	1	1	27	27.0
Josh Langford	1-1	28	28.0	10-10	1.000	2-2	1.000	0-0	.000	2	1	3	3.0	3	0	0	1	0	0	22	22.0
Darrian Gray	1-0	24	24.0	4-7	.571	3-5	.600	1-2	.500	0	1	1	1.0	2	0	2	0	0	0	12	12.0
Nino Johnson	2-2	52	26.0	6-11	.545	0-1	.000	6-8	.750	4	10	14	7.0	6	0	2	4	4	0	18	9.0
Paul McRoberts	1-0	4	4.0	1-1	1.000	0-0	.000	1-1	1.000	1	0	1	1.0	1	0	0	0	0	0	3	3.0
Antonius Cleveland	1-1	13	13.0	0-1	.000	0-0	.000	2-2	1.000	1	0	1	1.0	5	1	5	3	0	1	2	2.0
Jamaal Calvin	1-0	10	10.0	0-0	.000	0-0	.000	0-0	.000	0	2	2	2.0	0	0	2	0	0	0	0	0.0
Caleb Woods	1-0	0	0.0	0-0	.000	0-0	.000	0-0	.000	0	0	0	0.0	0	0	0	0	0	0	0	0.0

Bradley

	G-GS	Min	Avg	FG-FGA	Pct	3FG-3FGA	Pct	FT-FTA	Pct	Off	Def	Tot	Avg	PF	FO	A	TO	Blk	Stl	Pts	Avg
Nino Johnson	1-0	14	14.0	1-1	1.000	0-0	.000	0-0	.000	0	1	1	1.0	4	0	0	0	0	1	2	2.0

Central Arkansas

	G-GS	Min	Avg	FG-FGA	Pct	3FG-3FGA	Pct	FT-FTA	Pct	Off	Def	Tot	Avg	PF	FO	A	TO	Blk	Stl	Pts	Avg
Nino Johnson	2-1	38	19.0	7-13	.538	0-1	.000	7-15	.467	5	11	16	8.0	1	0	1	3	5	0	21	10.5

Central Baptist College

	G-GS	Min	Avg	FG-FGA	Pct	3FG-3FGA	Pct	FT-FTA	Pct	Off	Def	Tot	Avg	PF	FO	A	TO	Blk	Stl	Pts	Avg
Jarekious Bradley	1-1	23	23.0	8-14	.571	3-6	.500	2-2	1.000	1	5	6	6.0	1	0	4	1	2	3	21	21.0
Jamaal Calvin	1-1	30	30.0	6-17	.353	4-10	.400	3-3	1.000	3	3	6	6.0	3	0	2	0	0	4	19	19.0
Darrian Gray	1-1	25	25.0	8-13	.615	1-3	.333	0-1	.000	1	3	4	4.0	4	0	1	1	0	2	17	17.0
C.J. Reese	1-0	29	29.0	6-9	.667	1-1	1.000	2-2	1.000	0	1	1	1.0	0	0	8	2	1	1	15	15.0
Antonius Cleveland	1-1	21	21.0	5-8	.625	0-2	.000	3-5	.600	3	5	8	8.0	2	0	2	2	2	4	13	13.0
Caleb Woods	1-0	19	19.0	2-4	.500	0-0	.000	1-2	.500	0	2	2	2.0	3	0	0	1	0	1	5	5.0

Chattanooga

	G-GS	Min	Avg	FG-FGA	Pct	3FG-3FGA	Pct	FT-FTA	Pct	Off	Def	Tot	Avg	PF	FO	A	TO	Blk	Stl	Pts	Avg
Nino Johnson	1-1	27	27.0	3-3	1.000	0-0	.000	1-2	.500	0	8	8	8.0	4	0	2	4	3	0	7	7.0

Eastern Illinois

	G-GS	Min	Avg	FG-FGA	Pct	3FG-3FGA	Pct	FT-FTA	Pct	Off	Def	Tot	Avg	PF	FO	A	TO	Blk	Stl	Pts	Avg
Jarekious Bradley	3-2	80	26.7	12-32	.375	4-15	.267	12-17	.706	1	16	17	5.7	9	1	3	5	2	3	40	13.3
Darrian Gray	3-2	82	27.3	10-18	.556	5-11	.455	5-6	.833	3	7	10	3.3	5	0	6	1	0	1	30	10.0
Antonius Cleveland	3-0	55	18.3	9-20	.450	2-3	.667	4-9	.444	4	3	7	2.3	4	0	3	6	0	3	24	8.0
Paul McRoberts	1-0	14	14.0	2-7	.286	0-3	.000	0-0	.000	0	0	0	0.0	4	0	1	2	0	0	4	4.0

Returnee Career Statistics

Nino Johnson	8-4	150	18.8	11-32	.344	0-0	.000	8-16	.500	13	23	36	4.5	20	0	7	8	10	3	30	3.8
Josh Langford	3-3	46	15.3	5-10	.500	0-1	.000	1-5	.200	6	3	9	3.0	13	1	1	3	0	1	11	3.7
C.J. Reese	2-0	6	3.0	1-2	.500	0-0	.000	0-0	.000	0	0	0	0.0	0	0	0	1	0	0	2	1.0
Jamaal Calvin	3-0	40	13.3	1-7	.143	0-5	.000	0-0	.000	0	4	4	1.3	3	0	3	2	0	2	2	0.7
Caleb Woods	1-0	1	1.0	0-1	.000	0-0	.000	0-0	.000	0	0	0	0.0	0	0	0	0	0	0	0	0.0

Eastern Kentucky

	G-GS	Min	Avg	FG-FGA	Pct	3FG-3FGA	Pct	FT-FTA	Pct	Off	Def	Tot	Avg	PF	FO	A	TO	Blk	Stl	Pts	Avg
Jarekious Bradley	2-1	73	36.5	18-31	.581	7-13	.538	7-9	.778	2	8	10	5.0	8	0	4	4	5	6	50	25.0
Jamaal Calvin	2-0	32	16.0	4-11	.364	4-8	.500	5-6	.833	1	1	2	1.0	2	0	3	2	0	0	17	8.5
Nino Johnson	5-2	98	19.6	14-25	.560	0-1	.000	10-18	.556	6	19	25	5.0	12	1	11	8	8	4	38	7.6
Antonius Cleveland	2-1	54	27.0	3-8	.375	0-0	.000	4-6	.667	2	2	4	2.0	7	0	3	2	1	2	10	5.0
Paul McRoberts	1-0	26	26.0	2-4	.500	0-1	.000	0-0	.000	2	0	2	2.0	4	0	1	1	0	0	4	4.0
Josh Langford	2-2	25	12.5	1-3	.333	0-0	.000	3-6	.500	0	3	3	1.5	5	0	0	1	1	0	5	2.5
Darrian Gray	2-1	15	7.5	0-3	.000	0-2	.000	0-0	.000	0	3	3	1.5	3	0	1	3	1	0	0	0.0
C.J. Reese	1-0	3	3.0	0-0	.000	0-0	.000	0-0	.000	0	0	0	0.0	1	0	4	0	0	0	0	0.0

Hannibal-LaGrange

	G-GS	Min	Avg	FG-FGA	Pct	3FG-3FGA	Pct	FT-FTA	Pct	Off	Def	Tot	Avg	PF	FO	A	TO	Blk	Stl	Pts	Avg
Nino Johnson	2-1	41	20.5	5-6	.833	0-0	.000	10-13	.769	2	8	10	5.0	0	0	2	3	2	3	20	10.0

Harris-Stowe

	G-GS	Min	Avg	FG-FGA	Pct	3FG-3FGA	Pct	FT-FTA	Pct	Off	Def	Tot	Avg	PF	FO	A	TO	Blk	Stl	Pts	Avg
Nino Johnson	1-0	18	18.0	5-7	.714	0-0	.000	1-2	.500	1	4	5	5.0	1	0	5	2	2	0	11	11.0

Illinois-Chicago

	G-GS	Min	Avg	FG-FGA	Pct	3FG-3FGA	Pct	FT-FTA	Pct	Off	Def	Tot	Avg	PF	FO	A	TO	Blk	Stl	Pts	Avg
Jarekious Bradley	1-1	37	37.0	10-16	.625	2-6	.333	6-7	.857	2	7	9	9.0	4	0	0	2	1	1	28	28.0
Darrian Gray	1-0	36	36.0	6-11	.545	2-6	.333	0-0	.000	2	5	7	7.0	1	0	1	1	0	0	14	14.0
Antonius Cleveland	1-1	28	28.0	2-4	.500	0-1	.000	3-4	.750	0	2	2	2.0	2	0	1	2	2	1	7	7.0
Nino Johnson	2-2	56	28.0	3-8	.375	0-0	.000	1-2	.500	1	13	14	7.0	4	0	2	4	3	1	7	3.5
Jamaal Calvin	1-0	8	8.0	0-3	.000	0-2	.000	0-0	.000	0	0	0	0.0	1	0	1	0	0	0	0	0.0
C.J. Reese	1-0	8	8.0	0-1	.000	0-0	.000	0-0	.000	1	1	2	2.0	0	0	2	1	0	0	0	0.0

IUPUI

	G-GS	Min	Avg	FG-FGA	Pct	3FG-3FGA	Pct	FT-FTA	Pct	Off	Def	Tot	Avg	PF	FO	A	TO	Blk	Stl	Pts	Avg
Jarekious Bradley	2-2	68	34.0	10-33	.303	2-18	.111	12-14	.857	6	9	15	7.5	3	0	3	2	2	0	34	17.0
Darrian Gray	2-1	58	29.0	7-13	.538	4-8	.500	0-0	.000	3	6	9	4.5	5	0	2	5	0	5	18	9.0
Jamaal Calvin	2-0	35	17.5	6-11	.545	4-9	.444	1-3	.333	0	2	2	1.0	7	0	4	2	0	5	17	8.5
Antonius Cleveland	2-2	52	26.0	6-15	.400	0-1	.000	4-9	.444	1	5	6	3.0	5	0	6	2	0	3	16	8.0
Josh Langford	1-0	15	15.0	3-6	.500	0-1	.000	2-3	.667	2	1	3	3.0	4	0	0	0	1	0	8	8.0
Nino Johnson	2-1	37	18.5	4-7	.571	0-0	.000	0-0	.000	2	3	5	2.5	1	0	1	0	3	2	8	4.0
Paul McRoberts	1-0	15	15.0	1-2	.500	1-1	1.000	0-0	.000	1	0	1	1.0	1	0	0	0	0	2	3	3.0
C.J. Reese	2-0	13	6.5	0-0	.000	0-0	.000	0-0	.000	0	0	0	0.0	1	0	1	2	0	1	0	0.0

Jacksonville State

	G-GS	Min	Avg	FG-FGA	Pct	3FG-3FGA	Pct	FT-FTA	Pct	Off	Def	Tot	Avg	PF	FO	A	TO	Blk	Stl	Pts	Avg
Jarekious Bradley	1-0	28	28.0	7-14	.500	1-3	.333	0-0	.000	1	2	3	3.0	2	0	1	0	0	2	15	15.0
Paul McRoberts	1-0	25	25.0	6-8	.750	1-2	.500	1-2	.500	2	1	3	3.0	3	0	3	1	0	1	14	14.0
Nino Johnson	4-1	63	15.8	9-13	.692	0-0	.000	10-18	.556	9	18	27	6.8	9	0	2	3	1	1	28	7.0
Antonius Cleveland	1-0	16	16.0	3-6	.500	0-0	.000	0-0	.000	1	0	1	1.0	2	0	1	2	0	0	6	6.0
Josh Langford	1-1	7	7.0	1-2	.500	0-0	.000	0-0	.000	0	0	0	0.0	4	0	0	2	0	0	2	2.0
C.J. Reese	1-0	12	12.0	1-3	.333	0-0	.000	0-1	.000	0	1	1	1.0	2	0	0	1	0	0	2	2.0
Caleb Woods	1-0	2	2.0	1-1	1.000	0-0	.000	0-0	.000	0	0	0	0.0	0	0	0	0	0	0	2	2.0
Darrian Gray	1-1	19	19.0	0-1	.000	0-1	.000	0-0	.000	1	2	3	3.0	1	0	3	0	0	0	0	0.0

Kansas

	G-GS	Min	Avg	FG-FGA	Pct	3FG-3FGA	Pct	FT-FTA	Pct	Off	Def	Tot	Avg	PF	FO	A	TO	Blk	Stl	Pts	Avg
Nino Johnson	1-1	25	25.0	4-7	.571	1-1	1.000	3-3	1.000	3	6	9	9.0	4	0	1	4	2	0	12	12.0

Returnee Career Statistics

SOUTHEAST MISSOURI STATE UNIVERSITY

Kansas City

	<u>G-GS</u>	<u>Min</u>	<u>Avg</u>	<u>FG-FGA</u>	<u>Pct</u>	<u>3FG-3FGA</u>	<u>Pct</u>	<u>FT-FTA</u>	<u>Pct</u>	<u>Off</u>	<u>Def</u>	<u>Tot</u>	<u>Avg</u>	<u>PF</u>	<u>FO</u>	<u>A</u>	<u>TO</u>	<u>Blk</u>	<u>Stl</u>	<u>Pts</u>	<u>Avg</u>
Paul McRoberts	1-0	25	25.0	6-6	1.000	2-2	1.000	2-4	.500	1	6	7	7.0	2	0	3	0	1	2	16	16.0
Josh Langford	1-1	28	28.0	6-8	.750	0-1	.000	2-3	.667	1	3	4	4.0	2	0	1	1	0	0	14	14.0
Antonius Cleveland	1-1	28	28.0	5-9	.556	0-2	.000	1-1	1.000	2	2	4	4.0	5	1	0	4	2	1	11	11.0
Nino Johnson	3-1	45	15.0	6-13	.462	0-0	.000	3-8	.375	2	8	10	3.3	7	0	1	2	4	0	15	5.0
Darrian Gray	1-1	24	24.0	1-5	.200	1-5	.200	0-0	.000	0	1	1	1.0	1	0	3	1	1	0	3	3.0
Jamaal Calvin	1-0	12	12.0	1-2	.500	0-1	.000	0-0	.000	0	2	2	2.0	2	0	0	1	0	2	2	2.0
Jarekious Bradley	1-0	2	2.0	0-2	.000	0-1	.000	0-0	.000	0	0	0	0.0	0	0	0	0	0	0	0	0.0

Louisiana Tech

	<u>G-GS</u>	<u>Min</u>	<u>Avg</u>	<u>FG-FGA</u>	<u>Pct</u>	<u>3FG-3FGA</u>	<u>Pct</u>	<u>FT-FTA</u>	<u>Pct</u>	<u>Off</u>	<u>Def</u>	<u>Tot</u>	<u>Avg</u>	<u>PF</u>	<u>FO</u>	<u>A</u>	<u>TO</u>	<u>Blk</u>	<u>Stl</u>	<u>Pts</u>	<u>Avg</u>
Nino Johnson	1-1	34	34.0	4-13	.308	0-0	.000	2-5	.400	4	6	10	10.0	3	0	3	6	5	1	10	10.0

Lyon College

	<u>G-GS</u>	<u>Min</u>	<u>Avg</u>	<u>FG-FGA</u>	<u>Pct</u>	<u>3FG-3FGA</u>	<u>Pct</u>	<u>FT-FTA</u>	<u>Pct</u>	<u>Off</u>	<u>Def</u>	<u>Tot</u>	<u>Avg</u>	<u>PF</u>	<u>FO</u>	<u>A</u>	<u>TO</u>	<u>Blk</u>	<u>Stl</u>	<u>Pts</u>	<u>Avg</u>
Nino Johnson	1-1	24	24.0	6-9	.667	0-0	.000	2-2	1.000	2	13	15	15.0	3	0	2	2	2	1	14	14.0

McNeese State

	<u>G-GS</u>	<u>Min</u>	<u>Avg</u>	<u>FG-FGA</u>	<u>Pct</u>	<u>3FG-3FGA</u>	<u>Pct</u>	<u>FT-FTA</u>	<u>Pct</u>	<u>Off</u>	<u>Def</u>	<u>Tot</u>	<u>Avg</u>	<u>PF</u>	<u>FO</u>	<u>A</u>	<u>TO</u>	<u>Blk</u>	<u>Stl</u>	<u>Pts</u>	<u>Avg</u>
Nino Johnson	2-1	41	20.5	9-13	.692	0-0	.000	2-5	.400	4	9	13	6.5	0	0	2	2	3	2	20	10.0

Memphis

	<u>G-GS</u>	<u>Min</u>	<u>Avg</u>	<u>FG-FGA</u>	<u>Pct</u>	<u>3FG-3FGA</u>	<u>Pct</u>	<u>FT-FTA</u>	<u>Pct</u>	<u>Off</u>	<u>Def</u>	<u>Tot</u>	<u>Avg</u>	<u>PF</u>	<u>FO</u>	<u>A</u>	<u>TO</u>	<u>Blk</u>	<u>Stl</u>	<u>Pts</u>	<u>Avg</u>
Jarekious Bradley	1-1	34	34.0	8-16	.500	3-7	.429	0-0	.000	2	4	6	6.0	4	0	4	3	0	1	19	19.0
Antonius Cleveland	1-1	31	31.0	6-9	.667	1-2	.500	1-2	.500	2	0	2	2.0	2	0	3	3	0	1	14	14.0
Nino Johnson	1-1	33	33.0	2-6	.333	0-0	.000	0-0	.000	3	5	8	8.0	4	0	0	1	1	1	4	4.0
Josh Langford	1-0	7	7.0	1-3	.333	0-0	.000	0-0	.000	2	2	4	4.0	1	0	0	4	0	0	2	2.0
C.J. Reese	1-0	19	19.0	0-2	.000	0-0	.000	2-2	1.000	1	2	3	3.0	0	0	2	1	0	0	2	2.0
Darrian Gray	1-0	16	16.0	0-5	.000	0-2	.000	1-2	.500	1	2	3	3.0	0	0	2	0	0	0	1	1.0

Miami (Ohio)

	<u>G-GS</u>	<u>Min</u>	<u>Avg</u>	<u>FG-FGA</u>	<u>Pct</u>	<u>3FG-3FGA</u>	<u>Pct</u>	<u>FT-FTA</u>	<u>Pct</u>	<u>Off</u>	<u>Def</u>	<u>Tot</u>	<u>Avg</u>	<u>PF</u>	<u>FO</u>	<u>A</u>	<u>TO</u>	<u>Blk</u>	<u>Stl</u>	<u>Pts</u>	<u>Avg</u>
Nino Johnson	1-0	13	13.0	2-4	.500	0-0	.000	0-0	.000	0	4	4	4.0	2	0	0	0	0	0	4	4.0

Mid-Continent

	<u>G-GS</u>	<u>Min</u>	<u>Avg</u>	<u>FG-FGA</u>	<u>Pct</u>	<u>3FG-3FGA</u>	<u>Pct</u>	<u>FT-FTA</u>	<u>Pct</u>	<u>Off</u>	<u>Def</u>	<u>Tot</u>	<u>Avg</u>	<u>PF</u>	<u>FO</u>	<u>A</u>	<u>TO</u>	<u>Blk</u>	<u>Stl</u>	<u>Pts</u>	<u>Avg</u>
Jarekious Bradley	1-1	25	25.0	8-12	.667	2-5	.400	3-3	1.000	5	2	7	7.0	4	0	2	1	0	0	21	21.0
Jamaal Calvin	1-0	18	18.0	5-10	.500	4-8	.500	0-0	.000	0	4	4	4.0	1	0	1	1	0	0	14	14.0
Antonius Cleveland	1-1	24	24.0	6-8	.750	0-0	.000	1-3	.333	3	1	4	4.0	2	0	4	0	1	2	13	13.0
Nino Johnson	1-0	24	24.0	5-9	.556	0-0	.000	3-6	.500	6	3	9	9.0	4	0	2	1	1	2	13	13.0
Darrian Gray	1-1	21	21.0	5-12	.417	0-5	.000	1-2	.500	1	3	4	4.0	1	0	1	0	0	1	11	11.0
Caleb Woods	1-0	7	7.0	1-1	1.000	0-0	.000	3-4	.750	1	0	1	1.0	1	0	0	0	0	1	5	5.0
C.J. Reese	1-0	20	20.0	2-4	.500	0-0	.000	0-0	.000	1	0	1	1.0	1	0	6	2	0	1	4	4.0

Missouri

	<u>G-GS</u>	<u>Min</u>	<u>Avg</u>	<u>FG-FGA</u>	<u>Pct</u>	<u>3FG-3FGA</u>	<u>Pct</u>	<u>FT-FTA</u>	<u>Pct</u>	<u>Off</u>	<u>Def</u>	<u>Tot</u>	<u>Avg</u>	<u>PF</u>	<u>FO</u>	<u>A</u>	<u>TO</u>	<u>Blk</u>	<u>Stl</u>	<u>Pts</u>	<u>Avg</u>
Nino Johnson	2-1	57	28.5	11-19	.579	0-1	.000	2-4	.500	4	10	14	7.0	4	0	2	3	5	1	24	12.0

Missouri State

	<u>G-GS</u>	<u>Min</u>	<u>Avg</u>	<u>FG-FGA</u>	<u>Pct</u>	<u>3FG-3FGA</u>	<u>Pct</u>	<u>FT-FTA</u>	<u>Pct</u>	<u>Off</u>	<u>Def</u>	<u>Tot</u>	<u>Avg</u>	<u>PF</u>	<u>FO</u>	<u>A</u>	<u>TO</u>	<u>Blk</u>	<u>Stl</u>	<u>Pts</u>	<u>Avg</u>
Jarekious Bradley	1-1	37	37.0	8-17	.471	4-7	.571	6-6	1.000	1	9	10	10.0	3	0	4	0	0	3	26	26.0
Antonius Cleveland	1-1	18	18.0	5-11	.455	2-3	.667	5-9	.556	3	0	3	3.0	5	1	0	1	0	0	17	17.0
Paul McRoberts	1-0	30	30.0	3-4	.750	2-2	1.000	0-0	.000	2	0	2	2.0	3	0	1	1	0	2	8	8.0
Nino Johnson	1-0	16	16.0	0-1	.000	0-0	.000	3-4	.750	0	0	0	0.0	0	0	1	0	0	0	3	3.0
Jamaal Calvin	1-0	17	17.0	1-3	.333	0-2	.000	0-0	.000	2	1	3	3.0	3	0	2	1	0	2	2	2.0
Darrian Gray	1-1	11	11.0	0-3	.000	0-1	.000	0-0	.000	0	1	1	1.0	1	0	0	1	0	0	0	0.0
Josh Langford	1-0	10	10.0	0-2	.000	0-0	.000	0-1	.000	1	0	1	1.0	5	1	0	1	0	3	0	0.0
C.J. Reese	1-0	4	4.0	0-0	.000	0-0	.000	0-0	.000	0	0	0	0.0	1	0	0	4	0	0	0	0.0

Returnee Career Statistics

Morehead State

	G-GS	Min	Avg	FG-FGA	Pct	3FG-3FGA	Pct	FT-FTA	Pct	Off	Def	Tot	Avg	PF	FO	A	TO	Blk	Stl	Pts	Avg
Jarekious Bradley	1-1	37	37.0	10-17	.588	5-9	.556	3-5	.600	1	5	6	6.0	3	0	4	1	0	1	28	28.0
Nino Johnson	2-2	55	27.5	7-8	.875	0-0	.000	7-16	.438	2	7	9	4.5	5	0	0	5	4	3	21	10.5
Antonius Cleveland	1-1	24	24.0	3-7	.429	0-0	.000	0-1	.000	0	5	5	5.0	2	0	1	3	0	0	6	6.0
Darrian Gray	1-0	24	24.0	2-6	.333	1-5	.200	0-0	.000	0	1	1	1.0	4	0	1	2	0	0	5	5.0
Josh Langford	1-1	19	19.0	1-5	.200	0-1	.000	0-0	.000	0	3	3	3.0	1	0	1	0	1	1	2	2.0
Jamaal Calvin	1-0	3	3.0	0-1	.000	0-1	.000	0-0	.000	0	0	0	0.0	0	0	0	0	0	0	0	0.0
C.J. Reese	1-0	3	3.0	0-0	.000	0-0	.000	0-0	.000	0	0	0	0.0	0	0	0	1	0	1	0	0.0

Murray State

	G-GS	Min	Avg	FG-FGA	Pct	3FG-3FGA	Pct	FT-FTA	Pct	Off	Def	Tot	Avg	PF	FO	A	TO	Blk	Stl	Pts	Avg
Jarekious Bradley	1-1	28	28.0	8-14	.571	4-6	.667	2-2	1.000	0	3	3	3.0	5	1	2	3	2	1	22	22.0
Josh Langford	1-0	23	23.0	7-10	.700	2-3	.667	1-2	.500	1	2	3	3.0	5	1	0	0	0	1	17	17.0
Nino Johnson	5-3	107	21.4	11-27	.407	0-1	.000	9-16	.563	6	18	24	4.8	14	1	3	11	6	4	31	6.2
Antonius Cleveland	1-1	14	14.0	1-7	.143	0-1	.000	2-2	1.000	3	2	5	5.0	1	0	0	3	0	0	4	4.0
Darrian Gray	1-0	3	3.0	0-1	.000	0-0	.000	1-2	.500	0	0	0	0.0	0	0	0	0	0	0	1	1.0
Jamaal Calvin	1-1	20	20.0	0-4	.000	0-1	.000	0-0	.000	0	0	0	0.0	0	0	1	2	0	1	0	0.0
Paul McRoberts	1-0	19	19.0	0-1	.000	0-1	.000	0-0	.000	0	2	2	2.0	1	0	1	0	0	1	0	0.0

New Orleans

	G-GS	Min	Avg	FG-FGA	Pct	3FG-3FGA	Pct	FT-FTA	Pct	Off	Def	Tot	Avg	PF	FO	A	TO	Blk	Stl	Pts	Avg
Nino Johnson	2-2	59	29.5	9-17	.529	0-0	.000	9-12	.750	4	16	20	10.0	7	0	2	6	5	3	27	13.5

Northern Kentucky

	G-GS	Min	Avg	FG-FGA	Pct	3FG-3FGA	Pct	FT-FTA	Pct	Off	Def	Tot	Avg	PF	FO	A	TO	Blk	Stl	Pts	Avg
Tyler Stone	1-1	28	28.0	7-10	.700	1-2	.500	2-2	1.000	1	6	7	7.0	4	0	2	2	1	1	17	17.0
Nino Johnson	1-1	35	35.0	4-4	1.000	0-0	.000	2-4	.500	3	6	9	9.0	2	0	2	5	1	1	10	10.0
Darrian Gray	1-0	22	22.0	3-9	.333	2-6	.333	0-0	.000	1	3	4	4.0	2	0	0	0	0	0	8	8.0
Jarekious Bradley	1-1	39	39.0	2-8	.250	2-5	.400	1-2	.500	1	9	10	10.0	4	0	1	1	1	1	7	7.0
C.J. Reese	1-0	14	14.0	3-4	.750	0-0	.000	1-4	.250	0	0	0	0.0	0	0	0	2	0	0	7	7.0
Antonius Cleveland	1-1	28	28.0	2-6	.333	0-3	.000	2-2	1.000	0	1	1	1.0	3	0	0	0	0	1	6	6.0
Jamaal Calvin	1-0	5	5.0	1-2	.500	1-2	.500	0-0	.000	0	0	0	0.0	0	0	0	1	0	0	3	3.0
Caleb Woods	1-0	0	0.0	0-0	.000	0-0	.000	0-0	.000	0	0	0	0.0	0	0	0	0	0	0	0	0.0

Oregon

	G-GS	Min	Avg	FG-FGA	Pct	3FG-3FGA	Pct	FT-FTA	Pct	Off	Def	Tot	Avg	PF	FO	A	TO	Blk	Stl	Pts	Avg
Nino Johnson	1-0	14	14.0	1-1	1.000	0-0	.000	2-4	.500	1	3	4	4.0	2	0	0	2	0	0	4	4.0

Saint Louis

	G-GS	Min	Avg	FG-FGA	Pct	3FG-3FGA	Pct	FT-FTA	Pct	Off	Def	Tot	Avg	PF	FO	A	TO	Blk	Stl	Pts	Avg
Jarekious Bradley	1-1	38	38.0	10-17	.588	2-5	.400	0-1	.000	3	9	12	12.0	4	0	0	4	2	4	22	22.0
Antonius Cleveland	1-1	35	35.0	4-11	.364	1-4	.250	5-8	.625	4	3	7	7.0	3	0	1	3	1	1	14	14.0
Darrian Gray	1-1	30	30.0	4-10	.400	1-5	.200	3-4	.750	1	3	4	4.0	1	0	0	2	2	0	12	12.0
C.J. Reese	1-1	24	24.0	0-0	.000	0-0	.000	3-4	.750	0	2	2	2.0	3	0	2	5	0	1	3	3.0
Caleb Woods	1-0	10	10.0	1-5	.200	0-1	.000	0-0	.000	0	1	1	1.0	1	0	1	0	0	0	2	2.0
Jamaal Calvin	1-0	24	24.0	0-5	.000	0-4	.000	0-0	.000	0	0	0	0.0	4	0	1	3	0	4	0	0.0

Southeastern Louisiana

	G-GS	Min	Avg	FG-FGA	Pct	3FG-3FGA	Pct	FT-FTA	Pct	Off	Def	Tot	Avg	PF	FO	A	TO	Blk	Stl	Pts	Avg
Jarekious Bradley	1-1	35	35.0	8-15	.533	2-5	.400	2-4	.500	4	6	10	10.0	0	0	1	0	2	0	20	20.0
Darrian Gray	1-0	27	27.0	4-8	.500	1-2	.500	0-0	.000	4	3	7	7.0	1	0	1	1	1	0	9	9.0
Nino Johnson	3-2	76	25.3	7-17	.412	0-0	.000	6-10	.600	5	17	22	7.3	6	0	1	5	3	3	20	6.7
C.J. Reese	1-0	18	18.0	2-4	.500	0-0	.000	1-2	.500	1	1	2	2.0	0	0	2	3	0	0	5	5.0
Antonius Cleveland	1-1	15	15.0	0-2	.000	0-1	.000	3-4	.750	0	2	2	2.0	2	0	1	2	1	1	3	3.0
Jamaal Calvin	1-0	8	8.0	0-1	.000	0-0	.000	0-0	.000	0	1	1	1.0	0	0	1	0	0	0	0	0.0

SIU Edwardsville

	G-GS	Min	Avg	FG-FGA	Pct	3FG-3FGA	Pct	FT-FTA	Pct	Off	Def	Tot	Avg	PF	FO	A	TO	Blk	Stl	Pts	Avg
Jarekious Bradley	2-2	74	37.0	10-27	.370	6-18	.333	4-5	.800	2	8	10	5.0	5	0	2	6	4	1	30	15.0
Josh Langford	2-2	55	27.5	10-16	.625	0-0	.000	3-6	.500	7	8	15	7.5	8	0	4	5	0	1	23	11.5
Nino Johnson	6-2	105	17.5	16-26	.615	0-0	.000	9-18	.500	11	15	26	4.3	11	1	5	12	11	3	41	6.8
Antonius Cleveland	2-1	30	15.0	3-4	.750	0-0	.000	5-8	.625	2	1	3	1.5	6	0	1	2	0	1	11	5.5

Returnee Career Statistics

SOUTHEAST MISSOURI STATE UNIVERSITY

Jamaal Calvin	2-0	36	18.0	4-9	.444	2-7	.286	0-1	.000	1	5	6	3.0	4	0	3	1	0	0	10	5.0
Darrian Gray	2-0	30	15.0	4-9	.444	2-5	.400	0-0	.000	2	4	6	3.0	1	0	0	0	0	1	10	5.0
Paul McRoberts	1-0	24	24.0	1-6	.167	0-3	.000	1-3	.333	2	2	4	4.0	3	0	2	0	0	3	3	3.0
C.J. Reese	1-0	1	1.0	0-0	.000	0-0	.000	0-0	.000	0	0	0	0.0	1	0	0	0	0	0	0	0.0

Southern Methodist (SMU)

	G-GS	Min	Avg	FG-FGA	Pct	3FG-3FGA	Pct	FT-FTA	Pct	Off	Def	Tot	Avg	PF	FO	A	TO	Blk	Stl	Pts	Avg
Nino Johnson	1-0	5	5.0	0-1	.000	0-0	.000	0-0	.000	0	0	0	0.0	1	0	0	0	0	1	0	0.0

Tennessee State

	G-GS	Min	Avg	FG-FGA	Pct	3FG-3FGA	Pct	FT-FTA	Pct	Off	Def	Tot	Avg	PF	FO	A	TO	Blk	Stl	Pts	Avg
Jarekious Bradley	1-1	38	38.0	9-14	.643	2-7	.286	3-4	.750	0	9	9	9.0	5	1	2	3	2	3	23	23.0
Darrian Gray	1-0	25	25.0	5-5	1.000	4-4	1.000	2-2	1.000	0	4	4	4.0	4	0	0	4	0	1	16	16.0
Antoniuss Cleveland	1-1	31	31.0	5-8	.625	1-2	.500	3-4	.750	1	0	1	1.0	2	0	5	3	0	2	14	14.0
Nino Johnson	3-2	54	18.0	8-10	.800	0-0	.000	6-10	.600	4	9	13	4.3	10	0	4	5	2	3	22	7.3
Josh Langford	1-1	20	20.0	3-6	.500	0-0	.000	1-4	.250	3	5	8	8.0	2	0	1	4	0	0	7	7.0
Paul McRoberts	1-0	4	4.0	0-1	.000	0-1	.000	0-0	.000	0	0	0	0.0	3	0	0	0	0	1	0	0.0

Tennessee Tech

	G-GS	Min	Avg	FG-FGA	Pct	3FG-3FGA	Pct	FT-FTA	Pct	Off	Def	Tot	Avg	PF	FO	A	TO	Blk	Stl	Pts	Avg
Paul McRoberts	1-0	29	29.0	7-12	.583	2-5	.400	0-1	.000	2	3	5	5.0	2	0	1	3	2	1	16	16.0
Jarekious Bradley	1-1	35	35.0	2-6	.333	2-5	.400	6-6	1.000	1	6	7	7.0	5	1	3	4	1	0	12	12.0
Jamaal Calvin	1-0	26	26.0	4-6	.667	2-2	1.000	2-2	1.000	1	2	3	3.0	2	0	4	5	0	1	12	12.0
Nino Johnson	3-2	64	21.3	10-15	.667	0-0	.000	7-9	.778	6	9	15	5.0	6	0	2	6	3	3	27	9.0
Josh Langford	1-1	8	8.0	1-5	.200	0-1	.000	0-0	.000	1	1	2	2.0	5	1	0	0	0	0	2	2.0
Antoniuss Cleveland	1-0	5	5.0	1-3	.333	0-0	.000	0-0	.000	0	0	0	0.0	1	0	0	0	0	1	2	2.0
Darrian Gray	1-0	6	6.0	0-2	.000	0-1	.000	0-0	.000	0	1	1	1.0	2	0	0	0	0	0	0	0.0

Texas State

	G-GS	Min	Avg	FG-FGA	Pct	3FG-3FGA	Pct	FT-FTA	Pct	Off	Def	Tot	Avg	PF	FO	A	TO	Blk	Stl	Pts	Avg
Jarekious Bradley	1-1	35	35.0	7-9	.778	4-6	.667	2-2	1.000	0	3	3	3.0	3	0	1	2	0	0	20	20.0
Antoniuss Cleveland	1-1	29	29.0	5-7	.714	1-1	1.000	2-4	.500	1	1	2	2.0	2	0	4	2	1	0	13	13.0
Nino Johnson	1-1	30	30.0	2-4	.500	0-0	.000	6-6	1.000	1	7	8	8.0	4	0	1	0	1	3	10	10.0
Darrian Gray	1-0	22	22.0	3-4	.750	1-2	.500	0-0	.000	2	3	5	5.0	0	0	0	1	1	0	7	7.0
Jamaal Calvin	1-0	4	4.0	0-0	.000	0-0	.000	0-0	.000	0	0	0	0.0	0	0	0	1	0	0	0	0.0
C.J. Reese	1-0	5	5.0	0-2	.000	0-0	.000	0-0	.000	0	1	1	1.0	0	0	0	1	0	0	0	0.0

Troy

	G-GS	Min	Avg	FG-FGA	Pct	3FG-3FGA	Pct	FT-FTA	Pct	Off	Def	Tot	Avg	PF	FO	A	TO	Blk	Stl	Pts	Avg
Nino Johnson	1-1	17	17.0	3-6	.500	0-0	.000	0-1	.000	0	3	3	3.0	2	0	0	1	1	0	6	6.0

Tulane

	G-GS	Min	Avg	FG-FGA	Pct	3FG-3FGA	Pct	FT-FTA	Pct	Off	Def	Tot	Avg	PF	FO	A	TO	Blk	Stl	Pts	Avg
Jarekious Bradley	1-1	32	32.0	8-14	.571	5-9	.556	2-4	.500	2	4	6	6.0	4	0	2	4	0	0	23	23.0
Antoniuss Cleveland	1-1	23	23.0	6-8	.750	1-3	.333	4-4	1.000	2	0	2	2.0	3	0	4	2	0	0	17	17.0
Darrian Gray	1-0	25	25.0	6-10	.600	1-4	.250	2-3	.667	1	4	5	5.0	2	0	5	0	0	0	15	15.0
Jamaal Calvin	1-0	17	17.0	4-5	.800	3-3	1.000	2-2	1.000	0	1	1	1.0	0	0	1	1	0	2	13	13.0
Nino Johnson	1-1	29	29.0	3-4	.750	1-1	1.000	3-3	1.000	4	8	12	12.0	3	0	1	0	0	1	10	10.0
C.J. Reese	1-0	12	12.0	0-0	.000	0-0	.000	0-0	.000	0	0	0	0.0	4	0	4	1	0	0	0	0.0
Caleb Woods	1-0	3	3.0	0-0	.000	0-0	.000	0-0	.000	0	0	0	0.0	1	0	0	0	0	0	0	0.0

UT Martin

	G-GS	Min	Avg	FG-FGA	Pct	3FG-3FGA	Pct	FT-FTA	Pct	Off	Def	Tot	Avg	PF	FO	A	TO	Blk	Stl	Pts	Avg
Jarekious Bradley	2-1	38	19.0	9-17	.529	1-7	.143	5-7	.714	4	4	8	4.0	3	0	1	2	1	2	24	12.0
Antoniuss Cleveland	2-0	37	18.5	8-15	.533	2-5	.400	3-6	.500	2	2	4	2.0	5	0	1	4	1	2	21	10.5
Nino Johnson	5-2	114	22.8	15-21	.714	0-0	.000	18-32	.563	11	28	39	7.8	12	1	2	11	9	2	48	9.6
Josh Langford	2-2	50	25.0	7-12	.583	1-1	1.000	2-4	.500	3	5	8	4.0	6	0	2	3	0	2	17	8.5
Darrian Gray	2-2	55	27.5	5-19	.263	2-12	.167	5-6	.833	2	3	5	2.5	4	0	6	4	0	1	17	8.5
Paul McRoberts	1-0	17	17.0	2-4	.500	1-3	.333	1-2	.500	0	1	1	1.0	5	1	2	1	0	2	6	6.0
Jamaal Calvin	2-0	16	8.0	1-7	.143	0-4	.000	0-0	.000	0	0	0	0.0	0	0	3	1	0	1	2	1.0
C.J. Reese	1-0	7	7.0	0-0	.000	0-0	.000	0-0	.000	0	0	0	0.0	2	0	1	1	0	0	0	0.0

Returnee Career Statistics

YEAR IN REVIEW



Southeast Missouri ranked among the top-10 teams in the nation in field goal percentage (2nd), scoring offense (6th) and assists (7th) in 2013-14. The Redhawks led the OVC in all those categories.



SOUTHEAST MISSOURI STATE UNIVERSITY

All Games (18-14; 9-4 Home; 5-9 Away; 4-1 Neutral; 8-8 and 6th in the OVC/2nd in OVC West)

							TOTAL			3-PTS			REBOUNDS													
No.	Player	GP	GS	Min	Avg	FG	FGA	Pct	3FG	3FGA	Pct	FT	FTA	Pct	Off	Def	Tot	Avg	PF	FO	A	TO	Blk	Stl	Pts	Avg
33	Tyler Stone	30	26	1005	33.5	223	410	.544	23	68	.338	109	153	.712	73	211	284	9.5	83	1	58	51	46	29	578	19.3
23	Jarekious Bradley	32	25	1003	31.3	218	438	.498	75	201	.373	97	125	.776	48	153	201	6.3	95	5	52	57	30	38	608	19.0
4	Antonius Cleveland	32	21	716	22.4	107	204	.525	14	39	.359	62	104	.596	39	50	89	2.8	85	4	53	60	16	32	290	9.1
1	JOHNSON, Nino	30	21	765	25.5	84	148	.568	1	2	.500	86	128	.672	63	118	181	6.0	86	1	31	47	28	31	255	8.5
0	LANGFORD, Josh	22	18	415	18.9	70	116	.603	5	12	.417	19	38	.500	33	44	77	3.5	76	5	12	30	3	11	164	7.5
13	NUTT, Lucas	32	31	924	28.9	66	165	.400	23	65	.354	80	98	.816	5	67	72	2.3	67	1	191	71	1	25	235	7.3
15	GRAY, Darrian	32	15	682	21.3	85	195	.436	32	100	.320	22	34	.647	27	71	98	3.1	48	0	38	32	8	14	224	7.0
2	MCROBERTS, Paul	13	0	234	18.0	31	56	.554	9	24	.375	6	13	.462	13	15	28	2.2	32	1	15	9	3	15	77	5.9
12	CALVIN, Jamaal	29	2	417	14.4	44	120	.367	28	81	.346	20	26	.769	9	30	39	1.3	34	0	42	25	0	25	136	4.7
3	REESE, C.J.	21	1	237	11.3	19	41	.463	1	1	1.000	9	16	.563	4	10	14	0.7	21	0	39	30	1	5	48	2.3
24	HOLIFIELD, Will	9	0	39	4.3	5	11	.455	4	9	.444	0	0	.000	0	2	2	0.2	5	0	1	1	0	1	14	1.6
41	WOODS, Caleb	9	0	43	4.8	5	12	.417	0	1	.000	4	6	.667	1	3	4	0.4	6	0	1	1	0	2	14	1.6
10	STRODER, Kyle	8	0	20	2.5	4	8	.500	3	4	.750	0	2	.000	3	4	7	0.9	3	0	0	1	0	0	11	1.4
TM	TEAM														42	53	95	3.0	0			4			0	
	Total.....	32	32	6500	-	961	1924	.499	218	607	.359	514	743	.692	360	831	1191	37.2	641	18	533	419	136	228	2654	82.9
	Opponents.....	32	32	6500	-	839	1882	.446	244	654	.373	592	803	.737	331	732	1063	33.2	626	-	429	388	73	216	2514	78.6

2013-14 Results

Date	Opponent	Result	Score	Attendance	Team Statistics	SEMO	Opponent
11-08-13	at Saint Louis	L	64-87	7714	SCORING	2654	2514
11-11-13	CENTRAL BAPTIST	W	118-56	1292	Points per game.....	82.9	78.6
11-16-13	at IUPUI	W	76-68	550	Scoring margin.....	+4.4	-
11-18-13	at Ball State	L	83-87	2765	FIELD GOALS-ATTEMPTED	961-1924	839-1882
11-22-13	MID-CONTINENT	W	109-64	1892	Field goal percentage.....	.499	.446
11-29-13	vs. Northern Kentucky \$	W	79-65	100	3 POINT FIELD GOALS-ATTEMPTED	218-607	244-654
11-30-13	vs. Tulane \$	W	102-72	100	3-point FG percentage359	.373
12-01-13	vs. Texas State \$	W	82-74	125	3-pt FG made per game.....	6.8	7.6
12-07-13	at Southeastern Louisiana	W	74-73	302	FREE THROWS-ATTEMPTED	514-743	592-803
12-14-13	ILLINOIS-CHICAGO	L	69-75	1967	Free throw percentage692	.737
12-21-13	at Memphis	L	65-77	15021	Free throws made per game	16.1	18.5
12-23-13	IUPUI	W	83-79 ^{OT}	1305	REBOUNDS	1191	1063
12-29-13	at Missouri State	L	78-81	3889	Rebounds per game	37.2	33.2
01-02-14	at Murray State*	L	75-82	2319	Rebounding margin	+4.0	-
01-04-14	at Austin Peay*	L	74-80	3186	ASSISTS.....	533	429
01-09-14	BELMONT*	L	94-107	2168	Assists per game	16.7	13.4
01-11-14	TENNESSEE STATE*	W	102-94	2053	TURNOVERS.....	419	388
01-16-14	at Morehead State*	L	67-80	2210	Turnovers per game	13.1	12.1
01-18-14	at Tennessee Tech*	W	83-74	2035	Turnover margin.....	-1.0	-
01-23-14	SIU EDWARDSVILLE*	W	82-78	1769	Assist/turnover ratio	1.3	1.1
01-25-14	EASTERN ILLINOIS*	L	74-77	2231	STEALS.....	228	216
01-29-14	UMKC	W	91-81	1583	Steals per game.....	7.1	6.8
02-01-14	at Eastern Kentucky*	L	78-79	2300	BLOCKS.....	136	73
02-06-14	at SIU Edwardsville*	L	88-93 OT	1403	Blocks per game	4.3	2.3
02-08-14	at Eastern Illinois*	W	74-68	1341	ATTENDANCE.....	25779	50783
02-12-14	UT MARTIN*	L	70-79	2548	Home games-Avg/Game	13-1983	14-3429
02-20-14	JACKSONVILLE STATE*	W	87-70	1568	Neutral site-Avg/Game.....	-	5-554
02-22-14	at UT Martin*	W	77-74	2977			
02-27-14	AUSTIN PEAY*	W	83-80	1796			
03-01-14	MURRAY STATE*	W	118-115 2OT	3607			
03-05-14	vs. Eastern Illinois #	W	79-61	1123			
03-06-14	vs. Eastern Kentucky #	L	76-84	1323			

* - Ohio Valley Conference Game; \$ - Cure UCD Classic, Puerto Vallarta, Mexico
- Ohio Valley Conference Tournament (Nashville, Tenn.)

Score by Periods	1st	2nd	OT	Totals
Southeast Missouri	1223	1385	46	2654
Opponents	1155	1315	44	2514

2013-14 Statistics

Conference Games (8-8 Overall; 5-3 Home; 3-5 Away)

No.	Player	GP	GS	Min	Avg	TOTAL			3-PTS			REBOUNDS														
						FG	FGA	Pct	3FG	3FGA	Pct	FT	FTA	Pct	Off	Def	Tot	Avg	PF	FO	A	TO	Blk	Stl	Pts	Avg
23	Jarekious Bradley	16	12	521	32.6	113	224	.504	36	101	.356	52	67	.776	19	73	92	5.8	48	4	27	33	18	22	314	19.6
33	Tyler Stone	16	12	540	33.8	115	205	.561	5	21	.238	72	103	.699	38	112	150	9.4	43	0	39	28	22	19	307	19.2
1	Nino Johnson	16	12	404	25.3	47	75	.627	0	1	.000	47	73	.644	30	66	96	6.0	48	1	17	32	13	17	141	8.8
0	Josh Langford	16	15	331	20.7	59	95	.621	5	10	.500	15	27	.556	25	37	62	3.9	57	3	11	22	2	8	138	8.6
4	Antonius Cleveland	16	7	306	19.1	47	89	.528	7	15	.467	18	35	.514	15	22	37	2.3	40	2	21	31	5	8	119	7.4
13	Lucas Nutt	16	15	470	29.4	30	79	.380	12	31	.387	38	47	.809	1	38	39	2.4	34	1	94	38	1	17	110	6.9
15	Darrian Gray	16	6	296	18.5	30	75	.400	15	45	.333	15	20	.750	8	24	32	2.0	26	0	15	13	1	5	90	5.6
2	Paul McRoberts	10	0	164	16.4	21	44	.477	4	19	.211	4	9	.444	9	9	18	1.8	26	1	11	8	2	9	50	5.0
12	Jamaal Calvin	14	1	190	13.6	16	47	.340	8	30	.267	9	12	.750	2	14	16	1.1	11	0	26	11	0	6	49	3.5
3	C.J. Reese	6	0	40	6.7	3	6	.500	0	0	.000	0	1	.000	0	1	1	0.2	6	0	3	6	0	1	6	1.0
41	Caleb Woods	2	0	2	1.0	1	1	1.000	0	0	.000	0	0	.000	0	0	0	0.0	0	0	0	0	0	0	2	1.0
24	Will Holifield	3	0	10	3.3	0	1	.000	0	1	.000	0	0	.000	0	0	0	0.0	0	0	0	1	0	0	0	0.0
10	Kyle Stroder	2	0	1	0.5	0	0	.000	0	0	.000	0	0	.000	0	0	0	0.0	0	0	0	0	0	0	0	0.0
TM	TEAM														21	23	44	2.8	0		2				0	
	Total.....	16	16	3275	-	482	941	.512	92	274	.336	270	394	.685	168	419	587	36.7	339	12	264	225	64	112	1326	82.9
	Opponents.....	16	16	3275	-	427	942	.453	148	360	.411	328	441	.744	159	363	522	32.6	316	-	227	184	34	114	1330	83.1

Home Games (9-4 Overall, 5-3 OVC)

No.	Player	GP	GS	Min	Avg	TOTAL			3-PTS			REBOUNDS				PF	FO	A	TO	Blk	Stl	Pts	Avg			
						FG	FGA	Pct	3FG	3FGA	Pct	FT	FTA	Pct	Off									Def	Tot	Avg
33	Tyler Stone	12	10	398	33.2	90	167	.539	4	13	.308	50	71	.704	35	90	125	10.4	28	0	24	21	18	12	234	19.5
23	Jarekious Bradley	13	9	365	28.1	87	176	.494	22	79	.278	44	53	.830	21	52	73	5.6	31	1	20	16	12	17	240	18.5
0	Josh Langford	10	9	218	21.8	47	71	.662	3	7	.429	12	21	.571	17	22	39	3.9	36	1	7	13	1	5	109	10.9
4	Antonius Cleveland	13	7	288	22.2	46	81	.568	3	14	.214	23	44	.523	17	23	40	3.1	34	2	28	26	9	15	118	9.1
1	Nino Johnson	12	9	282	23.5	35	65	.538	0	1	.000	33	48	.688	25	44	69	5.8	31	0	11	14	11	10	103	8.6
13	Lucas Nutt	13	13	372	28.6	27	68	.397	13	37	.351	35	45	.778	2	35	37	2.8	31	1	89	28	0	9	102	7.8
15	Darrian Gray	13	7	287	22.1	39	83	.470	15	45	.333	4	7	.571	10	29	39	3.0	24	0	17	14	2	4	97	7.5
12	Jamaal Calvin	11	1	180	16.4	25	62	.403	15	42	.357	11	15	.733	3	17	20	1.8	15	0	23	6	0	12	76	6.9
2	Paul McRoberts	8	0	128	16.0	19	35	.543	5	15	.333	6	12	.500	7	10	17	2.1	22	1	11	4	1	11	49	6.1
3	C.J. Reese	6	0	80	13.3	9	17	.529	1	1	1.000	2	3	.667	2	3	5	0.8	4	0	16	6	1	2	21	3.5
41	Caleb Woods	4	0	28	7.0	4	6	.667	0	0	.000	4	6	.667	1	2	3	0.8	4	0	0	1	0	2	12	3.0
24	Will Holifield	5	0	34	6.8	4	8	.500	3	6	.500	0	0	.000	0	1	1	0.2	4	0	1	1	0	1	11	2.2
10	Kyle Stroder	4	0	15	3.8	3	6	.500	2	3	.667	0	2	.000	2	4	6	1.5	3	0	0	1	0	0	8	2.0
TM	TEAM														17	24	41	3.2	0		1				0	
	Total.....	13	13		-	435	845	.515	86	263	.327	224	327	.685	159	356	515	39.6	267	6	247	152	55	100	1180	90.8
	Opponents.....	13	13		-	350	795	.440	107	262	.408	248	331	.749	133	314	447	34.4	267	-	158	171	24	78	1055	81.2

Away Games (5-9 Overall, 3-5 OVC)

No.	Player	GP	GS	Min	Avg	TOTAL			3-PTS			REBOUNDS								PF	FO	A	TO	Blk	Stl	Pts	Avg
						FG	FGA	Pct	3FG	3FGA	Pct	FT	FTA	Pct	Off	Def	Tot	Avg									
23	Jarekious Bradley	14	13	483	34.5	105	207	.507	36	88	.409	45	58	.776	24	79	103	7.4	44	3	25	32	15	17	291	20.8	
33	Tyler Stone	13	11	447	34.4	97	182	.533	9	34	.265	52	70	.743	28	94	122	9.4	41	0	29	24	21	13	255	19.6	
4	Antonius Cleveland	14	11	291	20.8	41	88	.466	8	17	.471	23	39	.590	16	21	37	2.6	38	2	12	26	5	11	113	8.1	
1	Nino Johnson	13	7	327	25.2	33	57	.579	0	0	.000	34	54	.630	23	41	64	4.9	40	1	12	24	10	14	100	7.7	
15	Darrian Gray	14	6	287	20.5	30	82	.366	11	40	.275	16	24	.667	12	25	37	2.6	18	0	11	14	4	10	87	6.2	
2	Paul McRoberts	5	0	106	21.2	12	21	.571	4	9	.444	0	1	.000	6	5	11	2.2	10	0	4	5	2	4	28	5.6	
13	Lucas Nutt	14	13	404	28.9	20	69	.290	5	21	.238	32	36	.889	1	27	28	2.0	26	0	74	31	1	13	77	5.5	
0	Josh Langford	10	7	173	17.3	22	43	.512	2	5	.400	7	13	.538	14	21	35	3.5	33	3	5	15	2	6	53	5.3	
24	Will Holifield	1	0	1	1.0	1	1	1.000	1	1	1.000	0	0	.000	0	0	0	0.0	0	0	0	0	0	0	3	3.0	
12	Jamaal Calvin	13	1	173	13.3	10	39	.256	5	26	.192	2	3	.667	5	10	15	1.2	17	0	15	13	0	11	27	2.1	
3	C.J. Reese	10	1	121	12.1	7	17	.412	0	0	.000	6	9	.667	2	6	8	0.8	12	0	15	20	0	3	20	2.0	
41	Caleb Woods	2	0	11	5.5	1	5	.200	0	1	.000	0	0	.000	0	1	1	0.5	1	0	1	0	0	0	2	1.0	
10	Kyle Stroder	1	0	1	1.0	0	0	.000	0	0	.000	0	0	.000	0	0	0	0.0	0	0	0	0	0	0	0	0.0	
TM	TEAM														18	23	41	2.9	0		3			0			
	Total.....	14				379	811	.467	81	242	.335	217	307	.707	149	353	502	35.9	280	9	203	207	60	102	1056	75.4	
	Opponents.....	14				371	819	.453	101	297	.340	260	354	.734	150	329	479	34.2	261	-	212	167	40	103	1103	78.8	

SOUTHEAST MISSOURI STATE UNIVERSITY

Neutral Games (4-1 Overall)

						TOTAL			3-PTS			REBOUNDS																								
No.	Player	GP	GS	Min	Avg	FG	FGA	Pct	3FG	3FGA	Pct	FT	FTA	Pct	Off	Def	Tot	Avg	PF	FO	A	TO	Blk	Stl	Pts	Avg										
33	Tyler Stone	5	5	160	32.0	36	61	.590	10	21	.476	7	12	.583	10	27	37	7.4	14	1	5	6	7	4	89	17.8										
23	Jarekious Bradley	5	3	155	31.0	26	55	.473	17	34	.500	8	14	.571	3	22	25	5.0	20	1	7	9	3	4	77	15.4										
4	Antonius Cleveland	5	3	137	27.4	20	35	.571	3	8	.375	16	21	.762	6	6	12	2.4	13	0	13	8	2	6	59	11.8										
13	Lucas Nutt	5	5	148	29.6	19	28	.679	5	7	.714	13	17	.765	2	5	7	1.4	10	0	28	12	0	3	56	11.2										
1	Nino Johnson	5	5	156	31.2	16	26	.615	1	1	1.000	19	26	.731	15	33	48	9.6	15	0	8	9	7	7	52	10.4										
15	Darrian Gray	5	2	108	21.6	16	30	.533	6	15	.400	2	3	.667	5	17	22	4.4	6	0	10	4	2	0	40	8.0										
12	Jamaal Calvin	5	0	64	12.8	9	19	.474	8	13	.615	7	8	.875	1	3	4	0.8	2	0	4	6	0	2	33	6.6										
3	C.J. Reese	5	0	36	7.2	3	7	.429	0	0	.000	1	4	.250	0	1	1	0.2	5	0	8	4	0	0	7	1.4										
10	Kyle Stroder	3	0	4	1.3	1	2	.500	1	1	1.000	0	0	.000	1	0	1	0.3	0	0	0	0	0	0	3	1.0										
0	Josh Langford	2	2	24	12.0	1	2	.500	0	0	.000	0	4	.000	2	1	3	1.5	7	1	0	2	0	0	2	1.0										
41	Caleb Woods	3	0	4	1.3	0	1	.000	0	0	.000	0	0	.000	0	0	0	0.0	1	0	0	0	0	0	0	0.0										
24	Will Hollifield	3	0	4	1.3	0	2	.000	0	2	.000	0	0	.000	0	1	1	0.3	1	0	0	0	0	0	0	0.0										
TM TEAM																7	6	13	2.6	0								0								
Total.....		5	5	-	-	147	268	.549	51	102	.500	73	109	.670	52	122	174	34.8	94	3	83	60	21	26	418	83.6										
Opponents.....		5	5	-	-	118	268	.440	36	95	.379	84	118	.712	48	89	137	27.4	98	-	59	50	9	35	356	71.2										

Game-by-Game Comparison

Game totals are displayed in the format SOUTHEAST MISSOURI/OPPONENT for each category

Opponent	1st	2nd	Score	Mar	Total FG	FG Pct	3-Pointers	3FG Pct	Free Throws	FT Pct	Rebounds	Assist	TO	Block	Steal	Fouls
Saint Louis	35/34	29/53	64-87	(23)	21-56/33-64	.375/.516	5-21/3-19	.238/.158	17-23/18-23	.739/.783	34/38 (4)	9/19	19/14	5/2	12/10	17/19
Central Baptist	49/27	69/29	118-56	+62	45-81/18-52	.556/.346	17-35/4-12	.486/.333	11-15/16-21	.733/.762	42/34 +8	27/6	9/25	5/3	15/5	19/14
IUPUI	42/35	34/33	76-68	+8	30-63/26-54	.476/.481	8-22/5-15	.364/.333	8-11/11-16	.727/.688	35/30 +5	20/16	14/18	6/4	12/7	16/15
Ball State	35/40	48/47	83-87	(4)	27-62/27-61	.435/.443	5-18/9-23	.278/.391	24-32/24-34	.750/.706	35/46 (11)	20/17	11/14	3/2	7/4	24/23
Mid-Continent	56/29	53/35	109-64	+45	42-80/24-62	.525/.387	6-24/4-15	.250/.267	19-31/12-21	.613/.571	56/34 +22	26/12	9/20	5/2	8/7	18/26
Northern Kentucky	38/36	41/29	79-65	+14	28-49/21-51	.571/.412	9-21/8-23	.429/.348	14-20/15-19	.700/.789	31/26 +5	8/5	14/12	3/0	4/6	17/21
Tulane	49/31	53/41	102-72	+30	35-59/20-49	.593/.408	16-32/6-17	.500/.353	16-20/26-34	.800/.765	37/22 +15	23/6	10/7	0/0	5/8	22/17
Texas State	39/38	43/36	82-74	+8	29-47/31-63	.617/.492	8-13/7-18	.615/.389	16-24/5-12	.667/.417	33/27 +6	14/22	10/6	5/1	4/5	12/18
Southeastern La.	32/39	42/34	74-73	+1	27-57/29-66	.474/.439	3-11/8-24	.273/.333	17-24/7-11	.708/.636	39/35 +4	9/13	10/7	6/3	3/0	12/19
Illinois-Chicago	33/38	36/37	69-75	(6)	24-60/29-65	.400/.446	5-21/4-17	.238/.235	16-19/13-16	.842/.813	34/39 (5)	15/12	11/9	4/2	4/5	16/18
Memphis	30/38	35/39	65-77	(12)	27-60/31-62	.450/.500	5-15/2-17	.333/.118	6-10/13-19	.600/.684	39/31 +8	15/17	19/8	2/5	5/13	17/11
IUPUI	29/37	43/35	83-79	+4	28-75/26-64	.373/.406	7-27/2-9	.259/.222	20-28/25-26	.714/.962	44/44 -	12/6	7/12	4/1	6/3	24/25
Missouri State	24/37	54/44	78-81	(3)	25-59/27-59	.424/.458	10-21/8-20	.476/.400	18-26/19-28	.692/.679	35/39 (4)	13/13	14/16	4/4	10/6	24/22
Murray State	34/38	41/44	75-82	(7)	27-62/25-57	.435/.439	7-17/9-26	.412/.346	14-20/23-35	.700/.657	34/42 (8)	13/14	13/13	4/5	9/8	22/17
Austin Peay	38/33	36/47	74-80	(6)	29-58/27-52	.500/.519	7-22/5-14	.318/.357	9-15/21-31	.600/.677	35/28 +7	12/13	18/9	3/5	4/7	24/15
Belmont	50/55	44/52	94-107	(13)	34-59/38-60	.576/.633	10-23/17-26	.435/.654	16-20/14-19	.800/.737	31/23 +8	17/21	12/6	2/1	3/4	19/19
Tennessee State	52/39	50/55	102-94	+8	32-49/30-62	.653/.484	9-16/9-20	.563/.450	29-43/25-34	.674/.735	36/27 +9	21/12	17/13	5/1	10/9	25/26
Morehead State	22/31	45/49	67-80	(13)	25-56/23-55	.446/.418	6-18/8-24	.333/.333	11-21/26-29	.524/.897	31/38 (7)	18/19	14/12	3/1	5/8	19/19
Tennessee Tech	34/29	49/45	83-74	+9	28-57/21-67	.491/.313	6-14/7-30	.429/.233	21-24/25-31	.875/.806	49/32 +17	14/13	22/10	4/5	8/12	23/21
SIU Edwardsville	50/35	32/43	82-78	+4	29-61/23-56	.475/.411	6-17/11-28	.353/.393	18-28/21-26	.643/.808	42/32 +10	18/14	13/14	4/2	10/7	20/22
Eastern Illinois	33/39	41/38	74-77	(3)	26-61/28-56	.426/.500	4-21/7-13	.190/.538	18-29/14-24	.621/.583	36/37 (1)	13/13	11/13	4/1	8/2	22/22
UMKC	43/39	48/42	91-81	+10	36-62/24-63	.581/.381	4-16/11-28	.250/.393	15-21/22-29	.714/.759	37/34 +3	20/12	11/11	7/2	8/7	21/20
Eastern Kentucky	37/44	41/35	78-79	(1)	28-50/21-48	.560/.438	4-9/8-17	.444/.471	18-25/29-36	.720/.806	27/28 (1)	15/14	16/14	7/0	6/9	26/22
SIU Edwardsville	36/36	43/43	88-93	(5)	36-65/32-65	.554/.492	7-24/13-25	.292/.520	9-14/16-21	.643/.762	35/35 -	19/20	12/9	3/2	5/5	19/16
Eastern Illinois	34/33	40/35	74-68	+6	24-54/22-54	.444/.407	5-14/7-20	.357/.350	21-27/17-24	.778/.708	35/32 +3	11/12	13/14	7/1	7/7	17/20
UT Martin	30/33	40/46	70-79	(9)	27-62/26-62	.435/.419	5-22/8-19	.227/.421	11-19/19-24	.579/.792	38/41 (3)	15/8	14/11	5/4	8/9	21/13
Jacksonville State	48/38	39/32	87-70	+17	35-62/22-59	.565/.373	2-8/9-30	.250/.300	15-22/17-26	.682/.654	40/34 +6	18/10	10/9	2/2	3/4	20/22
UT Martin	35/28	42/46	77-74	+3	25-52/27-55	.481/.491	3-16/9-23	.188/.391	24-35/11-16	.686/.688	39/25 +14	15/12	12/9	3/1	9/7	20/22
Austin Peay	40/34	43/46	83-80	+3	33-55/27-61	.600/.443	3-12/7-15	.250/.467	14-23/19-26	.609/.731	33/34 (1)	22/16	16/18	6/2	10/9	18/18
Murray State	52/46	40/46	118-115	+3	44-78/35-73	.564/.479	8-21/14-30	.381/.467	22-29/31-39	.759/.795	46/34 +12	23/16	12/10	2/1	7/7	24/22
Eastern Illinois	39/27	40/34	79-61	+18	31-62/22-59	.500/.373	8-14/5-17	.571/.294	9-18/12-19	.500/.632	42/35 +7	22/15	13/13	6/6	5/7	20/21
Eastern Kentucky	25/39	51/45	76-84	(8)	24-51/24-46	.471/.522	10-22/10-20	.455/.500	18-27/26-34	.667/.765	31/27 +4	16/11	13/12	7/2	8/9	23/21

2013-14 Statistics

Game-by-Game Statistics

	Score	FG-A	Pct.	3FG-A	Pct.	FT-A	Pct.	OFF	DEF	Total	F	A	TO	B	S
Southeast Missouri Saint Louis	L, 64-87	21-56	.375	5-21	.238	17-23	.739	11	23	34	17	9	19	5	12
		33-64	.516	3-19	.158	18-23	.783	11	27	38	19	19	14	2	10
Southeast Missouri Central Baptist College	W, 118-56	45-81	.556	17-35	.486	11-15	.733	13	29	42	19	27	9	5	15
		18-52	.346	4-12	.333	16-21	.762	8	26	34	14	6	25	3	5
Southeast Missouri IUPUI	W, 76-68	30-63	.476	8-22	.364	8-11	.727	8	27	35	16	20	14	6	12
		26-54	.481	5-15	.333	11-16	.688	4	26	30	15	16	18	4	7
Southeast Missouri Ball State	L, 83-87	27-62	.435	5-18	.278	24-32	.750	9	26	35	24	20	11	3	7
		27-61	.443	9-23	.391	24-34	.706	15	31	46	23	17	14	2	4
Southeast Missouri Mid-Continent	W, 109-64	42-80	.525	6-24	.250	19-31	.613	22	34	56	18	26	9	5	8
		24-62	.387	4-15	.267	12-21	.571	10	24	34	26	12	20	2	7
Southeast Missouri Northern Kentucky	W, 79-65	28-49	.571	9-21	.429	14-20	.700	6	25	31	17	8	14	3	4
		21-51	.412	8-23	.348	15-19	.789	8	18	26	21	5	12	0	6
Southeast Missouri Tulane	W, 102-72	35-59	.593	16-32	.500	16-20	.800	11	26	37	22	23	10	0	5
		20-49	.408	6-17	.353	26-34	.765	7	15	22	17	6	7	0	8
Southeast Missouri Texas State	W, 82-74	29-47	.617	8-13	.615	16-24	.667	7	26	33	12	14	10	5	4
		31-63	.492	7-18	.389	5-12	.417	11	16	27	18	22	6	1	5
Southeast Missouri Southeastern Louisiana	W, 74-73	27-57	.474	3-11	.273	17-24	.708	13	26	39	12	9	10	6	3
		29-66	.439	8-24	.333	7-11	.636	14	21	35	19	13	7	3	0
Southeast Missouri Illinois-Chicago	L, 69-75	24-60	.400	5-21	.238	16-19	.842	9	25	34	16	15	11	4	4
		29-65	.446	4-17	.235	13-16	.813	12	27	39	18	12	9	2	5
Southeast Missouri Memphis	L, 65-77	27-60	.450	5-15	.333	6-10	.600	15	24	39	17	15	19	2	5
		31-62	.500	2-17	.118	13-19	.684	11	20	31	11	17	8	5	13
Southeast Missouri IUPUI	W, 83-79 OT	28-75	.373	7-27	.259	20-28	.714	16	28	44	24	12	7	4	6
		26-64	.406	2-9	.222	25-26	.962	10	34	44	25	6	12	1	3
Southeast Missouri Missouri State	L, 78-81	25-59	.424	10-21	.476	18-26	.692	14	21	35	24	13	14	4	10
		27-59	.458	8-20	.400	19-28	.679	14	25	39	22	13	16	4	6
Southeast Missouri Murray State	L, 75-82	27-62	.435	7-17	.412	14-20	.700	9	25	34	22	13	13	4	9
		25-57	.439	9-26	.346	23-35	.657	13	29	42	17	14	13	5	8
Southeast Missouri Austin Peay	L, 74-80	29-58	.500	7-22	.318	9-15	.600	11	24	35	24	12	18	3	4
		27-52	.519	5-14	.357	21-31	.677	6	22	28	15	13	9	5	7
Southeast Missouri Belmont	L, 94-107	34-59	.576	10-23	.435	16-20	.800	10	21	31	19	17	12	2	3
		38-60	.633	17-26	.654	14-19	.737	5	18	23	19	21	6	1	4
Southeast Missouri Tennessee State	W, 102-94	32-49	.653	9-16	.563	29-43	.674	8	28	36	25	21	17	5	10
		30-62	.484	9-20	.450	25-34	.735	10	17	27	26	12	13	1	9
Southeast Missouri Morehead State	L, 67-80	25-56	.446	6-18	.333	11-21	.524	5	26	31	19	18	14	3	5
		23-55	.418	8-24	.333	26-29	.897	8	30	38	19	19	12	1	8
Southeast Missouri Tennessee Tech	W, 83-74	28-57	.491	6-14	.429	21-24	.875	13	36	49	23	14	22	4	8
		21-67	.313	7-30	.233	25-31	.806	14	18	32	21	13	10	5	12
Southeast Missouri SIU Edwardsville	W, 82-78	29-61	.475	6-17	.353	18-28	.643	17	25	42	20	18	13	4	10
		23-56	.411	11-28	.393	21-26	.808	11	21	32	22	14	14	2	7
Southeast Missouri Eastern Illinois	L, 74-77	26-61	.426	4-21	.190	18-29	.621	12	24	36	22	13	11	4	8
		28-56	.500	7-13	.538	14-24	.583	7	30	37	22	13	13	1	2
Southeast Missouri UMKC	W, 91-81	36-62	.581	4-16	.250	15-21	.714	10	27	37	21	20	11	7	8
		24-63	.381	11-28	.393	22-29	.759	15	19	34	20	12	11	2	7
Southeast Missouri Eastern Kentucky	L, 78-79	28-50	.560	4-9	.444	18-25	.720	6	21	27	26	15	16	7	6
		21-48	.438	8-17	.471	29-36	.806	10	18	28	22	14	14	0	9
Southeast Missouri SIU Edwardsville	L, 88-93 OT	36-65	.554	7-24	.292	9-14	.643	9	26	35	19	19	12	3	5
		32-65	.492	13-25	.520	16-21	.762	12	23	35	16	20	9	2	5
Southeast Missouri Eastern Illinois	W, 74-68	24-54	.444	5-14	.357	21-27	.778	14	21	35	17	11	13	7	7
		22-54	.407	7-20	.350	17-24	.708	14	18	32	20	12	14	1	7
Southeast Missouri UT Martin	L, 70-79	27-62	.435	5-22	.227	11-19	.579	10	28	38	21	15	14	5	8
		26-62	.419	8-19	.421	19-24	.792	11	30	41	13	8	11	4	9
Southeast Missouri Jacksonville State	W, 87-70	35-62	.565	2-8	.250	15-22	.682	12	28	40	20	18	10	2	3
		22-59	.373	9-30	.300	17-26	.654	13	21	34	22	10	9	2	4
Southeast Missouri UT Martin	W, 77-74	25-52	.481	3-16	.188	24-35	.686	12	27	39	20	15	12	3	9
		27-55	.491	9-23	.391	11-16	.688	4	21	25	22	12	9	1	7
Southeast Missouri Austin Peay	W, 83-80	33-55	.600	3-12	.250	14-23	.609	7	26	33	18	22	16	6	10
		27-61	.443	7-15	.467	19-26	.731	11	23	34	18	16	18	2	9
Southeast Missouri Murray State	W, 118-115 2OT	44-78	.564	8-21	.381	22-29	.759	13	33	46	24	23	12	2	7
		35-73	.479	14-30	.467	31-39	.795	10	24	34	22	16	10	1	7
Southeast Missouri Eastern Illinois	W, 79-61	31-62	.500	8-14	.571	9-18	.500	16	26	42	20	22	13	6	5
		22-59	.373	5-17	.294	12-19	.632	16	19	35	21	15	13	6	7
Southeast Missouri Eastern Kentucky	L, 76-84	24-51	.471	10-22	.455	18-27	.667	12	19	31	23	16	13	7	8
		24-46	.522	10-20	.500	26-34	.765	6	21	17	21	11	12	2	9

2013-14 Statistics

SOUTHEAST MISSOURI STATE UNIVERSITY

Game-by-Game Leaders

Opponent	W/L	Score	Points	Rebounds	Assists	Blocks	Steals
Saint Louis	L	64-87	Bradley - 22	Bradley - 12	Nutt - 4	Gray, Bradley - 2	Bradley, Calvin - 4
Central Baptist College	W	118-56	Bradley - 21	Cleveland - 8	Nutt - 9	Cleveland, Bradley - 2	Calvin, Cleveland - 4
IUPUI	W	76-68	Stone - 22	Stone - 14	Nutt - 6	Stone - 3	Gray - 5
Ball State	L	83-87	Bradley - 26	Bradley - 9	Nutt - 8	Johnson, Stone, Gray - 1	Cleveland - 4
Mid-Continent	W	109-64	Stone - 24	Stone - 17	Nutt - 10	Stone - 3	Cleveland, Johnson - 2
Northern Kentucky	W	79-65	Nutt - 21	Bradley - 10	Nutt - 3	Johnson, Bradley, Stone - 1	Johnson, Cleveland, Bradley, Stone - 1
Tulane	W	102-72	Bradley - 23	Johnson - 12	Nutt, Gray - 5	--	Calvin, Nutt - 2
Texas State	W	82-74	Bradley - 20	Johnson - 8	Nutt - 7	Stone - 2	Johnson - 3
Southeastern Louisiana	W	74-73	Bradley, Stone - 20	Bradley - 10	Nutt - 3	Bradley - 2	Nutt - 2
Illinois-Chicago	L	69-75	Bradley - 28	Bradley - 9	Nutt - 8	Cleveland - 2	Johnson, Stone, Cleveland, Bradley - 1
Memphis	L	65-77	Stone - 23	Stone - 11	Bradley - 4	Johnson, Stone - 1	Stone - 2
IUPUI	W	83-79 ^{OT}	Bradley - 27	Stone - 15	Nutt, Calvin - 3	Johnson, Stone, Bradley, Langford - 1	Calvin - 3
Missouri State	L	78-81	Bradley - 26	Stone - 11	Bradley, Nutt - 4	Stone - 4	Bradley - 3
Murray State	L	75-82	Bradley - 22	Johnson - 7	Nutt - 8	Bradley - 2	Johnson, Nutt - 2
Austin Peay	L	74-80	Bradley - 30	Stone - 10	Nutt, Stone - 3	Cleveland - 2	Bradley, Langford, Gray, Stone - 1
Belmont	L	94-107	Bradley - 27	Johnson - 8	Cleveland - 5	Johnson, Bradley - 1	Bradley, Cleveland, Stone - 1
Tennessee State	W	102-94	Stone - 27	Bradley, Stone - 9	Nutt - 10	Bradley, Stone - 2	Bradley - 3
Morehead State	L	67-80	Bradley - 28	Stone - 7	Nutt - 7	Johnson, Langford, Stone - 1	Johnson - 2
Tennessee Tech	W	83-74	Stone - 23	Stone - 16	Stone, Calvin - 4	McRoberts - 2	Johnson - 3
SIU Edwardsville	W	82-78	Bradley - 18	Johnson, Langford - 9	Nutt - 5	Johnson - 2	Nutt, McRoberts - 3
Eastern Illinois	L	74-77	Stone - 22	Stone - 11	Nutt - 5	Bradley - 2	Stone, Bradley - 2
Kansas City	W	91-81	Stone - 22	Stone - 10	Nutt - 11	Stone, Cleveland - 2	Stone, McRoberts, Calvin - 2
Eastern Kentucky	L	78-79	Bradley - 32	Bradley - 8	Nutt - 5	Bradley - 3	Bradley - 3
SIU Edwardsville	L	88-93 ^{OT}	Stone - 37	Stone - 8	Nutt - 10	Bradley - 3	Nutt, Stone - 2
Eastern Illinois	W	74-68	Gray - 18	Bradley - 10	Nutt - 7	Stone - 5	Stone - 2
UT Martin	L	70-79	Stone - 21	Stone - 16	Nutt - 4	Stone - 4	Langford, McRoberts - 2
Jacksonville State	W	87-70	Stone - 28	Johnson - 10	Nutt - 8	Stone - 2	Bradley - 2
UT Martin	W	77-74	Bradley - 22	Stone - 11	Nutt - 5	Stone, Cleveland, Bradley - 1	Johnson, Nutt, Bradley - 2
Austin Peay	W	83-80	Stone - 20	Stone - 11	Nutt - 6	Cleveland, Bradley - 2	Johnson - 3
Murray State	W	118-115 ^{2OT}	Bradley - 24	Stone - 14	Nutt - 8	Stone, Gray - 1	Stone, Bradley - 2
Eastern Illinois	W	79-61	Stone - 27	Stone - 11	Nutt - 10	Johnson, Stone - 3	Cleveland - 3
Eastern Kentucky	L	76-84	Bradley - 18	Johnson - 11	Reese - 4	Johnson, Bradley - 2	Bradley - 3

Game-by-Game Starters



Opponent	W/L	Score	Guard	Guard	Guard/ Forward	Guard/ Forward	Center/ Forward	First Off the Bench
Saint Louis	L	64-87	Nutt	Reese, G	Cleveland	Gray, G	Bradley	Calvin - 4 steals, 1 assist, 24 min.
Central Baptist College	W	118-56	Nutt	Calvin, G	Cleveland	Gray, G	Bradley	Woods - 5 pts., 2 reb., 19 min.
IUPUI	W	76-68	Nutt	Gray, G	Cleveland	Stone, F	Bradley	Johnson - 6 pts., 5 reb., 27 min.
Ball State	L	83-87	Nutt	Gray, G	Cleveland	Stone, F	Bradley	Johnson - 12 pts., 2 reb., 19 min.
Mid-Continent	W	109-64	Nutt	Gray, G	Cleveland	Stone, F	Bradley	Johnson - 13 pts., 9 reb., 24 min.
Northern Kentucky	W	79-65	Nutt	Johnson, F	Cleveland	Stone, F	Bradley	Reese - 7 pts., 14 min.; Gray - 8 pts., 22 min.
Tulane	W	102-72	Nutt	Johnson, F	Cleveland	Stone, F	Bradley	Gray - 15 pts., 5 reb., 25 min.
Texas State	W	82-74	Nutt	Johnson, F	Cleveland	Stone, F	Bradley	Gray - 7 pts., 5 reb., 22 min.
Southeastern Louisiana	W	74-73	Nutt	Johnson, F	Cleveland	Stone, F	Bradley	Gray - 9 pts., 7 reb., 27 min.
Illinois-Chicago	L	69-75	Nutt	Johnson, F	Cleveland	Stone, F	Bradley	Reese - 2 assists, 2 reb., 8 min.; Gray - 14 pts., 7 reb., 36 min.
Memphis	L	65-77	Nutt	Johnson, F	Cleveland	Stone, F	Bradley	Langford - 2 pts., 4 reb., 7 min. Gray - 3 reb., 16 min.
IUPUI	W	83-79 ^{OT}	Nutt	Johnson, F	Cleveland	Stone, F	Bradley	Gray - 7 pts., 6 reb., 32 min.
Missouri State	L	78-81	Nutt	Gray, G	Cleveland	Stone, F	Bradley	Langford - 1 reb., 11 min.
Murray State	L	75-82	Calvin	Johnson, F	Cleveland	Stone, F	Bradley	Langford - 17 pts., 3 reb., 23 min.
Austin Peay	L	74-80	Nutt	Johnson, F	Cleveland	Langford, G	Bradley	Stone - 16 pts., 10 reb., 30 min.
Belmont	L	94-107	Nutt	Johnson, F	Cleveland	Langford, G	Bradley	Stone - 13 pts., 4 reb., 30 min.
Tennessee State	W	102-94	Nutt	Johnson, F	Cleveland	Langford, G	Bradley	Stone - 27 pts., 9 reb., 32 min.
Morehead State	L	67-80	Nutt	Johnson, F	Cleveland	Langford, G	Bradley	Stone - 15 pts., 7 reb., 35 min.
Tennessee Tech	W	83-74	Nutt	Bradley, G	Langford, G	Stone, F	Johnson, F	McRoberts - 16 pts., 5 reb., 29 min.
SIU Edwardsville	W	82-78	Nutt	Bradley, G	Langford, G	Stone, F	Johnson, F	McRoberts - 3 pts., 4 reb., 3 steals, 24 min.
Eastern Illinois	L	74-77	Nutt	Bradley, G	Langford, G	Stone, F	Johnson, F	McRoberts - 4 pts., 14 min.
Kansas City	W	91-81	Nutt	Gray, G	Langford, G	Cleveland, G	Stone, F	Calvin - 2 pts., 2 reb., 2 steals, 12 min.
Eastern Kentucky	L	78-79	Nutt	Bradley, F	Langford, G	Cleveland, G	Stone, F	Gray - 1 reb., 6 min.
SIU Edwardsville	L	88-93 ^{OT}	Nutt	Bradley, F	Langford, G	Cleveland, G	Stone, F	Gray - 7 pts., 3 reb., 21 min.
Eastern Illinois	W	74-68	Nutt	Bradley, F	Langford, G	Gray, G	Stone, F	Johnson - 4 pts., 3 reb., 19 min.
UT Martin	L	70-79	Nutt	Bradley, F	Langford, G	Gray, G	Stone, F	Johnson - 5 pts., 2 reb., 13 min.
Jacksonville State	W	87-70	Nutt	Johnson, F	Langford, G	Gray, G	Stone, F	Bradley - 15 pts., 3 reb., 28 min.
UT Martin	W	77-74	Nutt	Johnson, F	Langford, G	Gray, G	Stone, F	Bradley - 22 pts., 8 reb., 33 min.
Austin Peay	W	83-80	Nutt	Johnson, F	Langford, G	Gray, G	Stone, F	Bradley - 16 pts., 5 reb., 37 min.
Murray State	W	118-115 ^{2OT}	Nutt	Johnson, F	Langford, G	Gray, G	Stone, F	Bradley - 24 pts., 10 reb., 34 min.
vs. Eastern Illinois	W	79-61	Nutt	Johnson, F	Langford, G	Gray, G	Stone, F	Bradley - 9 pts., 4 reb., 14 min.
vs. Eastern Kentucky	L	76-84	Nutt	Johnson, F	Langford, G	Gray, G	Stone, F	Bradley - 18 pts., 2 blocks, 35 min.

Starting Lineup Combinations

Record	Guard	Guard	Guard/Forward	Forward	Center/Forward
0-1	Nutt	Reese, G	Cleveland	Gray, G	Bradley
1-0	Nutt	Calvin, G	Cleveland	Gray, G	Bradley
2-2	Nutt	Gray, G	Cleveland	Stone, F	Bradley
5-2	Nutt	Johnson, F	Cleveland	Stone, F	Bradley
0-1	Calvin	Johnson, F	Cleveland	Stone, F	Bradley
1-3	Nutt	Johnson, F	Cleveland	Langford, G	Bradley
2-1	Nutt	Bradley, G	Langford	Stone, F	Johnson
1-0	Nutt	Gray, G	Langford	Cleveland, G	Stone
0-2	Nutt	Cleveland, G	Langford	Bradley, F	Stone
1-1	Nutt	Gray, G	Langford	Bradley, F	Stone
5-1	Nutt	Johnson, F	Langford	Gray, G	Stone

SOUTHEAST MISSOURI STATE UNIVERSITY

Game-by-Game Leaders Summary (# of Games)

Points

Jarekious Bradley.....	18
Tyler Stone.....	13
Lucas Nutt.....	1
Darrian Gray.....	1

Rebounds

Tyler Stone.....	17
Jarekious Bradley.....	8
Nino Johnson.....	7
Antonius Cleveland.....	1
Josh Langford.....	1

Assists

Lucas Nutt.....	28
Jarekious Bradley.....	2
Tyler Stone.....	2
Jamaal Calvin.....	2
C.J. Reese.....	1
Darrian Gray.....	1
Antonius Cleveland.....	1

Blocks

Tyler Stone.....	18
Jarekious Bradley.....	13
Nino Johnson.....	8
Antonius Cleveland.....	4
Darrian Gray.....	3
Josh Langford.....	1
Paul McRoberts.....	1

Steals

Jarekious Bradley.....	13
Nino Johnson.....	9
Tyler Stone.....	9
Antonius Cleveland.....	7
Lucas Nutt.....	6
Jamaal Calvin.....	5
Josh Langford.....	3
Paul McRoberts.....	3
Darrian Gray.....	2

Dunks (# for 2013-14 Season)

Tyler Stone.....	34
Nino Johnson.....	17
Antonius Cleveland.....	17
Jarekious Bradley.....	12
Josh Langford.....	12
Darrian Gray.....	3
Caleb Woods.....	2
Paul McRoberts.....	1

Games Played/Started

	2013-14	Career
Lucas Nutt	32/31	137/106
Tyler Stone	30/26	94/84
Nino Johnson	30/21	89/48
Jarekious Bradley	32/25	32/25
Antonius Cleveland	32/21	32/21
Darrian Gray	32/15	32/15
Jamaal Calvin	29/2	29/2
Josh Langford	22/17	22/17
C.J. Reese	21/1	21/1
Paul McRoberts	13/0	13/0
Caleb Woods	10/0	10/0
Will Holifield	9/0	9/0
Kyle Stroder	8/0	8/0

Career Ledger

Double-Digit Point Games

	2013-14	Career
Tyler Stone.....	30	87
Lucas Nutt.....	8	38
Nino Johnson.....	16	38
Jarekious Bradley.....	27	27
Antonius Cleveland.....	14	14
Darrian Gray.....	10	10
Josh Langford.....	9	9
Jamaal Calvin.....	7	7
Paul McRoberts.....	3	3
C.J. Reese.....	1	1
Will Holifield.....	1	1

Double-Digit Rebound Games

	2013-14	Career
Tyler Stone.....	14	26
Nino Johnson.....	3	15
Jarekious Bradley.....	7	7

30 Point Games

	2013-14	Career
Tyler Stone.....	1	3
Jarekious Bradley.....	2	2

20+ Point Games

	2013-14	Career
Tyler Stone.....	15	28
Jarekious Bradley.....	18	18
Lucas Nutt.....	1	4
Nino Johnson.....	-	2
Josh Langford.....	1	1
Antonius Cleveland.....	1	1

8+ Rebound Games

	2013-14	Career
Tyler Stone.....	18	43
Nino Johnson.....	13	32
Jarekious Bradley.....	12	12
Antonius Cleveland.....	1	1
Josh Langford.....	1	1

5+ Assist Games

	2013-14	Career
Lucas Nutt.....	20	57
C.J. Reese.....	3	3
Antonius Cleveland.....	2	2
Nino Johnson.....	-	2
Darrian Gray.....	1	1

3+ Steal Games

	2013-14	Career
Jarekious Bradley.....	6	6
Jamaal Calvin.....	3	3
Nino Johnson.....	3	3
Antonius Cleveland.....	3	3
Lucas Nutt.....	1	2
Darrian Gray.....	1	1
Josh Langford.....	1	1
Paul McRoberts.....	1	1

Double-Doubles

	2013-14	Career
Tyler Stone.....	14	26
Nino Johnson.....	2	12
Jarekious Bradley.....	6	6
Lucas Nutt.....	3	4

Southeast Missouri's 2013-14 Record:

At Home.....	9-4
On the Road.....	5-9
At Neutral Sites.....	4-1
In Ohio Valley Conference Games.....	8-8
In November.....	5-2
In December.....	3-3
In January.....	4-5
In February.....	4-3
In March.....	2-1
Leading at the Half.....	16-2
Trailing at the Half.....	2-11
Tied at the Half.....	0-1
In Overtime Games.....	1-1
The Redhawks Score First.....	11-6
In 1-4 Point Games.....	6-4
In 5-9 Point Games.....	5-6
In 10-14 Point Games.....	2-3
In 15+ Point Games.....	5-1
Leading with Five Minutes Left in Regulation.....	16-2
Trailing with Five Minutes Left in Regulation.....	2-11
Tied with Five Minutes Left in Regulation.....	0-1
Scoring Less than 50 Points.....	0-0
Scoring 50-59 Points.....	0-0
Scoring 60-69 Points.....	0-4
Scoring 70-79 Points.....	7-7
Scoring 80-89 Points.....	5-2
Scoring 90-99 Points.....	1-1
Scoring 100 or more Points.....	5-0
Giving up Less Than 50 Points.....	0-0
Giving up 50-59 Points.....	1-0
Giving up 60-69 Points.....	5-0
Giving up 70-79 Points.....	8-5
Giving up 80-89 Points.....	2-7
Giving up 90-99 Points.....	1-1
Giving up 100 or more Points.....	1-1
Shooting 50% or Better from the Field.....	12-4
Shooting Less Than 50% from the Field.....	6-10
Opponent Shoots 50% or Better from the Field.....	0-6
Opponent Shoots Less Than 50% from the Field.....	18-8
Outshooting Opponent.....	15-4
Outshot by Opponent.....	3-10
Shooting 50% or Better from 3-Point Range.....	4-0
Shooting Less Than 50% from 3-Point Range.....	14-14
Opponent Shoots 50% or Better from 3-Point Range.....	0-4
Opponent Shoots Less Than 50% from 3-Point Range.....	18-10
Shooting 50% or Better from the Free Throw Line.....	18-14
Shooting Less Than 50% from the Free Throw Line.....	0-0
Opponent Shoots 50% or Better from the Free Throw Line.....	17-14
Opponent Shoots Less Than 50% from the Free Throw Line.....	1-0
Shooting More Free Throws Than Opponent.....	9-3
Shooting Less Free Throws Than Opponent.....	9-10
Free Throws are Tied.....	0-1
Southeast's Starters Outscore Opponent's Starters.....	12-6
Opponent's Starters Outscore Southeast's Starters.....	6-8
Starter Scoring is Tied.....	0-0
Bench Outscores Opponent.....	12-4
Opponent Bench Outscores Southeast.....	5-9
Bench Scoring is Tied.....	1-1
Bench Contributes Double Figures in Points.....	17-11
No Redhawk Players Score Double Figures.....	0-0
Two Redhawk Players Score Double Figures.....	0-3
3+ Redhawk Players Score Double Figures.....	18-11
Outrebounding an Opponent.....	16-5
Opponent Outrebounds Southeast.....	1-8
Rebounds are Tied.....	1-1
Getting 10+ Assists.....	16-14
Getting 10+ Steals.....	4-2
Getting 5+ Blocks.....	10-5
Forcing more Turnovers than Opponent.....	7-3
Committing more Turnovers than Opponent.....	9-10
Turnovers are Tied.....	2-1

2013-14 Statistics

Game #1 - Saint Louis 87, Southeast Missouri 64
November 8, 2013 • Chaifetz Arena • St. Louis, Mo.

SEMO (0-1)	FG	3P	FT	O/D	REB	F	PTS	A	TO	B	S	M
Jarekious Bradley, f	10-17	2-5	0-1	3/9	12	4	22	0	4	2	4	38
C.J. Reese, g	0-0	0-0	3-4	0/2	2	3	3	2	5	0	1	24
Antonius Cleveland, g	4-11	1-4	5-8	4/3	7	3	14	1	3	1	1	35
Lucas Nutt, g	1-7	0-1	6-6	1/4	5	1	8	4	2	0	2	37
Darrian Gray, g	4-10	1-5	3-4	1/3	4	1	12	0	2	2	0	30
Kyle Stroder	0-0	0-0	0-0	0/0	0	0	0	0	0	0	0	1
Jamaal Calvin	0-5	0-4	0-0	0/0	0	4	0	1	3	0	4	24
Will Holifield	1-1	1-1	0-0	0/0	0	0	3	0	0	0	0	1
Caleb Woods	1-5	0-1	0-0	0/1	1	1	2	1	0	0	0	10
TEAM				2/1	3							
Totals.....	21-56	5-21	17-23	11/23	34	17	64	9	19	5	12	200
SLU (1-0)	FG	3P	FT	O/D	REB	F	PTS	A	TO	B	S	M
Grandy Glaze, f	7-7	0-0	2-2	3/7	10	2	16	0	2	0	1	23
Dwayne Evans, f	6-10	0-1	4-4	3/1	4	2	16	1	3	1	1	31
Rob Loe, f	4-8	1-4	4-4	1/4	5	3	13	4	2	0	2	26
Jordair Jett, g	7-11	0-2	1-3	0/4	4	1	15	4	2	0	1	31
Mike McCall, Jr., g	3-13	0-4	2-2	2/1	3	2	8	5	1	0	2	31
Austin McBroom	2-9	1-5	3-4	0/0	0	3	8	2	3	0	1	26
Joey Lepak	0-0	0-0	0-0	0/0	0	0	0	0	0	0	0	1
Tanner Lancona	0-0	0-0	0-0	0/0	0	0	0	0	0	0	0	3
Austin Eagleton	0-0	0-0	0-0	0/0	0	0	0	0	0	0	0	1
Jake Barnett	0-2	0-2	1-2	0/5	5	5	1	2	0	0	1	14
Mike Crawford	3-3	1-1	1-2	0/0	0	1	8	0	0	0	0	3
Royce Simpson	0-0	0-0	0-0	0/0	0	0	0	0	0	0	0	1
John Manning	1-1	0-0	0-0	0/3	3	0	2	1	1	1	1	9
TEAM				2/2	4							
Totals.....	33-64	3-19	18-23	11/27	38	19	87	19	14	2	10	200
By Periods	1	2	Final									
Southeast Missouri	35	29	64									
Kansas	34	53	87									

FG Percentage: SEMO 37.5, SLU 51.6 3-Point FG Percentage: SEMO 23.8, SLU 15.8
 FT Percentage: SEMO 73.9, SLU 78.3 Attendance: 7,714

Game #2 - Southeast Missouri 118, Central Baptist College 56
November 11, 2013 • Show Me Center • Cape Girardeau, Mo.

CBC (0-3)	FG	3P	FT	O/D	REB	F	PTS	A	TO	B	S	M
Terrell Eskridge, *	3-8	1-2	5-6	0/3	3	0	12	4	4	0	2	28
Kevin Daniels, *	7-13	1-2	1-1	1/5	6	1	16	0	8	1	0	34
Darian Hare, *	1-7	1-5	0-0	0/4	4	1	3	1	2	0	0	25
Xavier Huskey, *	4-11	0-0	2-2	2/2	4	1	10	0	2	1	0	26
Cole Thomas, *	3-6	1-1	1-2	2/5	7	3	8	0	5	1	0	28
Josh Chambers	0-0	0-0	0-0	0/0	0	0	0	0	0	0	0	1
Cordell Berry	0-3	0-2	0-0	0/1	1	3	0	1	2	0	1	21
Xavier Clardy	0-3	0-0	7-9	2/3	5	3	7	0	1	0	1	18
David Anderson	0-1	0-0	0-1	1/0	1	2	0	0	1	0	1	19
TEAM				0/3	3							
Totals.....	18-52	4-12	16-21	8/26	34	14	56	6	25	3	5	200
SEMO (1-1)	FG	3P	FT	O/D	REB	F	PTS	A	TO	B	S	M
Jarekious Bradley, f	8-14	3-6	2-2	1/5	6	1	21	4	1	2	3	23
Antonius Cleveland, g	5-8	0-2	3-5	3/5	8	2	13	2	2	2	4	21
Jamaal Calvin, g	6-17	4-10	3-3	3/3	6	3	19	2	0	0	4	30
Lucas Nutt, g	3-6	3-6	0-0	0/2	2	1	9	9	1	0	0	26
Darrian Gray, g	8-13	1-3	0-1	1/3	4	4	17	1	1	0	2	25
C.J. Reese	6-9	1-1	2-2	0/1	1	0	15	8	2	1	1	29
Kyle Stroder	3-5	2-3	0-0	2/4	6	3	8	0	1	0	0	10
Will Holifield	4-5	3-4	0-0	0/1	1	2	11	1	0	0	0	17
Caleb Woods	2-4	0-0	1-2	0/2	2	3	5	0	1	0	1	19
TEAM				3/3	6							
Totals.....	45-81	17-35	11-15	13/29	42	19	118	27	9	5	15	200
By Periods	1	2	Final									
Central Baptist	27	29	56									
Southeast Missouri	49	69	118									

FG Percentage: CBC 34.6, SEMO 55.6 3-Point FG Percentage: CBC 33.3, SEMO 48.6
 FT Percentage: CBC 76.2, 73.3 Attendance: 1,292

Game #3 - Southeast Missouri 76, IUPUI 68
November 16, 2013 • The Jungle • Indianapolis, Ind.

SEMO (2-1)	FG	3P	FT	O/D	REB	F	PTS	A	TO	B	S	M
Jarekious Bradley, f	3-13	0-6	1-2	2/3	5	1	7	2	2	1	0	28
Tyler Stone, f	8-14	2-5	4-4	1/13	14	3	22	4	2	3	0	31
Antonius Cleveland, g	6-11	0-0	3-5	1/2	3	3	15	4	2	0	2	34
Lucas Nutt, g	4-10	1-3	0-0	0/0	0	3	9	6	2	0	0	35
Darrian Gray, g	4-7	3-5	0-0	1/2	3	1	11	1	3	0	5	26
Nino Johnson	3-5	0-0	0-0	2/3	5	1	6	1	0	2	2	27
C.J. Reese	0-0	0-0	0-0	0/0	0	1	0	1	2	0	1	3
Jamaal Calvin	2-3	2-3	0-0	0/0	0	3	6	1	1	0	2	16
TEAM				1/4	5							
Totals.....	30-63	8-22	8-11	8/27	35	16	76	20	14	6	12	200
IUPUI (0-3)	FG	3P	FT	O/D	REB	F	PTS	A	TO	B	S	M
Donovan Gibbs, g	3-8	0-2	1-2	1/2	3	2	7	3	3	0	2	37
Mitch Patton, c	6-12	0-0	1-4	0/6	6	4	13	2	1	1	2	38
Khufu Najee, g	8-11	3-4	3-3	0/3	3	3	22	2	5	1	2	39
Ian Chiles, g	8-16	2-7	6-7	1/4	5	1	24	1	4	0	1	38
Marcellus Barksdale, g	1-3	0-1	0-0	0/9	9	2	2	7	2	2	0	37
Cortell Busby	0-0	0-0	0-0	0/0	0	0	0	0	1	0	0	3
Josh James	0-2	0-0	0-0	0/0	0	1	0	0	0	0	0	2
Justus Stanback	0-0	0-0	0-0	0/0	0	1	0	0	1	0	0	1
Elijah Ray	0-1	0-0	0-0	0/0	0	0	0	0	0	0	0	2
P.J. Hubert	0-1	0-1	0-0	0/0	0	1	0	1	1	0	0	3
TEAM				2/2	4							
Totals.....	26-54	5-15	11-16	4/26	30	15	68	16	18	4	7	200
By Periods	1	2	Final									
Southeast Missouri	42	34	76									
IUPUI	35	33	68									

FG Percentage: SEMO 47.6, IUPUI 48.1 3-Point FG Percentage: SEMO 36.4, IUPUI 33.3
 FT Percentage: SEMO 72.7, IUPUI 68.8 Attendance: 550

Game #4 - Ball State 87, Southeast Missouri 83
November 18, 2013 • Worthen Arena • Muncie, Ind.

SEMO (2-2)	FG	3P	FT	O/D	REB	F	PTS	A	TO	B	S	M
Jarekious Bradley, f	9-17	2-6	6-7	2/7	9	4	26	0	2	0	0	28
Tyler Stone, f	8-17	2-6	6-8	1/6	7	3	24	3	1	1	1	34
Antonius Cleveland, g	1-3	0-0	2-3	0/2	2	4	4	1	2	0	4	21
Lucas Nutt, g	0-2	0-1	2-2	0/4	4	4	2	8	2	0	0	30
Darrian Gray, g	4-10	1-3	0-2	1/3	4	1	9	2	3	1	1	30
Nino Johnson	2-3	0-0	8-9	2/0	2	4	12	1	1	1	1	19
C.J. Reese	3-8	0-0	0-1	0/1	1	4	6	5	0	0	0	26
Jamaal Calvin	0-2	0-2	0-0	1/0	1	0	0	0	0	0	0	11
Caleb Woods	0-0	0-0	0-0	0/0	0	0	0	0	0	0	0	1
TEAM				2/3	5							
Totals.....	27-62	5-18	24-32	9/26	35	24	83	20	11	3	7	200
BSU (2-1)	FG	3P	FT	O/D	REB	F	PTS	A	TO	B	S	M
Bo Calhoun, f	0-2	0-0	0-2	1/4	5	4	0	0	0	1	2	18
Chris Bond, f	6-11	0-1	8-10	2/1	3	1	20	1	1	0	0	25
Tyler Koch, f	0-1	0-1	0-0	0/2	2	2	0	1	1	0	0	13
Zavier Turner, g	5-10	4-5	5-6	1/3	4	1	19	5	3	0	0	32
Jesse Berry, g	5-14	3-11	6-8	0/0	0	4	19	0	3	0	0	32
Quinten Payne	1-3	1-3	2-3	0/2	2	1	5	5	1	0	1	16
Mark Alstork	3-6	1-2	2-3	1/2	3	2	9	0	1	0	0	16
Fanko House	2-7	0-0	0-0	3/8	11	5	4	4	0	1	0	26
Majok Majok	5-7	0-0	1-2	4/8	12	3	11	1	3	0	1	22
TEAM				3/1	4					1		
Totals.....	27-61	9-23	24-34	15/31	46	23	87	17	14	2	4	200
By Periods	1	2	Final									
Southeast Missouri	35	48	83									
Ball State	40	47	87									

FG Percentage: SEMO 43.5, BSU 44.3 3-Point FG Percentage: SEMO 27.8, BSU 39.1
 FT Percentage: SEMO 75.0, BSU 70.6 Attendance: 2,765

SOUTHEAST MISSOURI STATE UNIVERSITY

Game #5 - Southeast Missouri 109, Mid-Continent 64 November 22, 2013 • Show Me Center • Cape Girardeau, Mo.

MID-CON (0-6)	FG	3P	FT	Q/D	REB	F	PTS	A	TO	B	S	M
Justin Wright, f	2-3	0-0	1-1	2/0	2	3	5	1	1	1	0	18
Wesley Brown, f	1-1	0-0	0-0	0/0	0	5	2	0	0	0	1	10
Joe Gilmore, g	5-11	0-1	3-4	0/2	2	1	13	4	2	0	2	28
Reggie Elkins, g	8-15	2-6	2-4	1/0	1	2	20	3	5	0	1	38
Garrett Rice, g	1-7	1-3	2-4	1/2	3	4	5	2	3	1	2	30
Trevor Sphinx	0-0	0-0	0-0	0/0	0	0	0	0	1	0	0	2
Blake Wheeler	1-6	1-3	0-0	0/1	1	2	3	1	3	0	1	22
Santerrio Bragg	0-1	0-1	0-0	0/0	0	0	0	0	0	0	0	1
Ryan Brightwell	2-3	0-0	0-1	0/2	2	2	4	0	2	0	0	8
Eddrick Bruce	1-9	0-1	1-2	2/9	11	5	3	0	1	0	0	19
Ryan Randolph	3-6	0-0	3-5	1/7	8	2	9	1	2	0	0	23
Josh Byrd	0-0	0-0	0-0	0/0	0	0	0	0	0	0	0	1
TEAM				3/1	4							
Totals.....	24-62	4-15	12-21	10/24	34	26	64	12	20	2	7	200
SEMO (3-2)	FG	3P	FT	Q/D	REB	F	PTS	A	TO	B	S	M
Jarekious Bradley, f	8-12	2-5	3-3	5/2	7	4	21	2	1	0	0	25
Tyler Stone, f	9-16	0-1	6-7	3/14	17	1	24	0	3	3	0	27
Antonius Cleveland, g	6-8	0-0	1-3	3/1	4	2	13	4	0	1	2	24
Lucas Nutt, g	1-5	0-4	2-4	1/3	4	1	4	10	1	0	0	23
Darrian Gray, g	5-12	0-5	1-2	1/3	4	1	11	1	0	0	1	21
Nino Johnson	5-9	0-0	3-6	6/3	9	4	13	2	1	1	2	24
C.J. Reese	2-4	0-0	0-0	1/0	1	1	4	6	2	0	1	20
Kyle Stroder	0-1	0-0	0-2	0/0	0	0	0	0	0	0	0	4
Jamaal Calvin	5-10	4-8	0-0	0/4	4	1	14	1	1	0	0	18
Will Holifield	0-2	0-1	0-0	0/0	0	2	0	0	0	0	1	7
Caleb Woods	1-1	0-0	3-4	1/0	1	1	5	0	0	0	1	7
TEAM				1/4	5							
Totals.....	42-80	6-24	19-31	22/34	56	18	109	26	9	5	8	200
By Periods	1	2	Final									
Mid-Continent	29	35	64									
Southeast Missouri	56	53	109									

FG Percentage: MID-CON 38.7, SEMO 52.5 3-Point FG Percentage: MID-CON 26.7, SEMO 25.0
FT Percentage: MID-CON 57.1, SEMO 61.3 Attendance: 1,892

Game #6 - Southeast Missouri 79, Northern Kentucky 65 November 29, 2013 • Cure UCD Classic • Puerto Vallarta, Mexico

NKU (1-5)	FG	3P	FT	Q/D	REB	F	PTS	A	TO	B	S	M
Tyler White, *	8-16	2-6	4-4	0/1	1	1	22	2	4	0	1	30
Daniel Camps, *	0-1	0-0	0-0	1/1	2	3	0	0	2	0	1	13
Jake Gesler, *	1-2	0-1	0-1	1/1	2	0	2	0	1	0	0	16
Todd Johnson, *	1-3	1-3	0-0	2/2	4	3	3	2	0	0	1	24
Cole Murray, *	2-9	2-8	0-0	1/2	3	2	6	1	2	0	1	24
Jack Flournoy	3-5	3-4	0-0	0/1	1	0	9	0	0	0	0	17
Jordan Jackson	5-9	0-0	6-7	0/5	5	4	16	0	1	0	1	29
Matt Rosenwinkel	0-0	0-0	0-0	0/0	0	0	0	0	0	0	0	3
Jalen Billups	1-3	0-0	1-2	0/1	1	2	3	0	2	0	1	16
Anthony Monaco	0-1	0-0	4-5	2/4	6	3	4	0	0	0	0	19
Deontae Cole	0-0	0-0	0-0	0/0	0	0	0	0	0	0	0	3
Dean Danos	0-2	0-1	0-0	0/0	0	3	0	0	0	0	0	6
TEAM				0/1	1							
Totals.....	21-51	8-23	15-19	8/18	26	21	65	5	12	0	6	200
SEMO (4-2)	FG	3P	FT	Q/D	REB	F	PTS	A	TO	B	S	M
Nino Johnson, f	4-4	0-0	2-4	3/6	9	2	10	2	5	1	1	35
Antonius Cleveland, g	2-6	0-3	2-2	0/1	1	3	6	0	0	0	1	28
Lucas Nutt, g	6-6	3-3	6-6	0/0	0	2	21	3	3	0	0	29
Jarekious Bradley, f	2-8	2-5	1-2	1/9	10	4	7	1	1	1	1	39
Tyler Stone, f	7-10	1-2	2-2	1/6	7	4	17	2	2	1	1	28
C.J. Reese	3-4	0-0	1-4	0/0	0	0	7	0	2	0	0	14
Kyle Stroder	0-0	0-0	0-0	0/0	0	0	0	0	0	0	0	0+
Jamaal Calvin	1-2	1-2	0-0	0/0	0	0	3	0	1	0	0	5
Darrian Gray	3-9	2-6	0-0	1/3	4	2	8	0	0	0	0	22
Will Holifield	0-0	0-0	0-0	0/0	0	0	0	0	0	0	0	0+
Caleb Woods	0-0	0-0	0-0	0/0	0	0	0	0	0	0	0	0+
TEAM												
Totals.....	28-49	9-21	14-20	6/25	31	17	79	8	14	3	4	200
By Periods	1	2	Final									
Northern Kentucky	36	29	65									
Southeast Missouri	38	41	79									

FG Percentage: NKU 41.2, SEMO 57.1 3-Point FG Percentage: NKU 34.8, SEMO 42.9
FT Percentage: NKU 78.9, SEMO 70.0 Attendance: 100

Game #7 - Southeast Missouri 102, Tulane 72 November 30, 2013 • Cure UCD Classic • Puerto Vallarta, Mexico

TUL (4-4)	FG	3P	FT	Q/D	REB	F	PTS	A	TO	B	S	M
Louis Dabney, *	6-13	0-3	10-11	0/2	2	3	22	3	2	0	4	35
Jonathan Stark, *	5-12	5-8	6-6	3/1	4	1	21	2	2	0	4	38
Ryan Smith, *	1-1	0-0	0-0	0/0	0	3	2	0	0	0	0	10
Jay Hook, *	1-4	0-1	5-7	0/4	4	1	7	0	0	0	0	27
Tre Drye, *	1-4	0-0	2-4	0/1	1	1	4	1	0	0	0	32
Mikael Herbert	0-2	0-2	1-2	0/0	0	0	1	0	1	0	0	9
Cameron Reynolds	2-4	1-2	0-2	1/1	2	0	5	0	0	0	0	8
Cole Currie	0-0	0-0	2-2	0/0	0	0	2	0	1	0	0	2
Josh Hearlihy	0-0	0-0	0-0	0/0	0	1	0	0	0	0	0	6
Payton Henson	0-2	0-1	0-0	0/2	2	3	0	0	1	0	0	9
Ray Barreno	1-3	0-0	0-0	1/1	2	0	2	0	0	0	0	12
Tomas Bruha	3-4	0-0	0-0	1/2	3	4	6	0	0	0	0	12
TEAM				1/1	2							
Totals.....	20-49	6-17	26-34	7/15	22	17	72	6	7	0	8	200
SEMO (5-2)	FG	3P	FT	Q/D	REB	F	PTS	A	TO	B	S	M
Nino Johnson, f	3-4	1-1	3-3	4/8	12	3	10	1	0	0	1	29
Antonius Cleveland, g	6-8	1-3	4-4	2/0	2	3	17	4	2	0	0	23
Lucas Nutt, g	2-6	1-3	2-2	0/0	0	2	7	5	2	0	2	28
Jarekious Bradley, f	8-14	5-9	2-4	2/4	6	4	23	2	4	0	0	32
Tyler Stone, f	5-10	3-7	1-2	2/5	7	2	14	1	0	0	0	25
C.J. Reese	0-0	0-0	0-0	0/0	0	4	0	4	1	0	0	12
Kyle Stroder	1-1	1-1	0-0	0/0	0	0	3	0	0	0	0	3
Jamaal Calvin	4-5	3-3	2-2	0/1	1	0	13	1	1	0	2	17
Darrian Gray	6-10	1-4	2-3	1/4	5	2	15	5	0	0	0	25
Will Holifield	0-1	0-1	0-0	0/1	1	1	0	0	0	0	0	3
Caleb Woods	0-0	0-0	0-0	0/0	0	1	0	0	0	0	0	3
TEAM				0/3	3							
Totals.....	35-59	16-32	16-20	11/26	37	22	102	23	10	0	5	200
By Periods	1	2	Final									
Tulane	31	41	72									
Southeast Missouri	49	53	102									

FG Percentage: TUL 40.8, SEMO 59.3 3-Point FG Percentage: TUL 35.3, SEMO 50.0
FT Percentage: TUL 76.5, SEMO 80.0 Attendance: 100

Game #8 - Southeast Missouri 82, Texas State 74 December 1, 2013 • Cure UCD Classic • Puerto Vallarta, Mexico

TSU (2-6)	FG	3P	FT	Q/D	REB	F	PTS	A	TO	B	S	M
Phil Hawkins, *	0-2	0-1	0-0	1/3	4	0	0	4	0	0	0	17
Reid Koenen, *	2-3	1-2	0-0	0/0	0	2	5	0	0	0	1	11
Wes Davis, *	2-6	0-1	1-2	0/4	4	3	5	5	0	0	1	27
Emani Gant, *	5-10	0-0	0-0	5/1	6	1	10	0	0	0	0	25
Joel Wright, *	7-15	1-3	1-2	5/1	6	1	16	2	3	0	1	21
K. Gilder-Tilbury	4-9	3-7	3-4	0/0	0	0	14	2	0	0	1	25
Ray Dorsey	1-4	1-2	0-0	0/1	1	0	3	4	0	0	0	18
Corey Stern	4-5	0-0	0-4	0/1	1	4	8	1	1	0	0	19
Naiel Smith	2-4	1-2	0-0	0/1	1	4	5	3	1	0	0	22
Gordon Ball	4-5	0-0	0-0	0/4	4	3	8	1	1	1	1	15
TEAM				0/0	0							
Totals.....	31-63	7-18	5-12	11/16	27	18	74	22	6	1	5	200
SEMO (6-2)	FG	3P	FT	Q/D	REB	F	PTS	A	TO	B	S	M
Nino Johnson, f	2-4	0-0	6-6	1/7	8	4	10	1	0	1	3	30
Jarekious Bradley, f	7-9	4-6	2-2	0/3	3	3	20	1	2	0	0	35
Tyler Stone, f	6-13	1-3	1-4	1/5	6	1	14	1	1	2	1	38
Antonius Cleveland, g	5-7	1-1	2-4	1/1	2	2	13	4	2	1	0	29
Lucas Nutt, g	6-8	1-1	5-8	1/5	6	2	18	7	2	0	0	37
C.J. Reese	0-2	0-0	0-0	0/1	1	0	0	0	1	0	0	5
Jamaal Calvin	0-0	0-0	0-0	0/0	0	0	0	0	1	0	0	4
Darrian Gray	3-4	1-2	0-0	2/3	5	0	7	0	1	1	0	22
TEAM				1/1	2							
Totals.....	29-47	8-13	16-24	7/26	33	12	82	14	10	5	4	200
By Periods	1	2	Final									
Texas State	38	36	74									
Southeast Missouri	39	43	82									

FG Percentage: TSU 49.2, SEMO 61.7 3-Point FG Percentage: TSU 38.9, SEMO 61.5
FT Percentage: TSU 41.7, SEMO 66.7 Attendance: 125

2013-14 Box Scores

Game #9 - Southeast Missouri 74, Southeastern Louisiana 73
December 7, 2013 • University Center • Hammond, La.

SEMO (7-2)	FG	3P	FT	O/D	REB	F	PTS	A	TO	B	S	M
Nino Johnson, f	3-8	0-0	4-6	2/4	6	4	10	0	1	1	0	36
Tyler Stone, f	8-15	0-3	4-4	1/8	9	4	20	0	2	1	0	37
Antoniou Cleveland, g	0-2	0-1	3-4	0/2	2	2	3	1	2	1	1	15
Lucas Nutt, g	2-4	0-0	3-4	0/0	0	1	7	3	1	0	2	24
Jarekious Bradley, f	8-15	2-5	2-4	4/6	10	0	20	1	0	2	0	35
C.J. Reese	2-4	0-0	1-2	1/1	2	0	5	2	3	0	0	18
Jamaal Calvin	0-1	0-0	0-0	0/1	1	0	0	1	0	0	0	8
Darrian Gray	4-8	1-2	0-0	4/3	7	1	9	1	1	1	0	27
TEAM				1/1	2							
Totals.....	27-57	3-11	17-24	13/26	39	12	74	9	10	6	3	200
SLU (3-5)	FG	3P	FT	O/D	REB	F	PTS	A	TO	B	S	M
Antonnio Benton, f	10-15	1-2	0-1	5/4	9	3	21	1	2	0	0	34
Devonte Upson, c	5-9	0-0	3-6	1/2	3	1	13	2	1	2	0	29
Dre Evans, g	2-8	2-6	0-0	0/2	2	4	6	0	0	0	0	33
Jeffery Ricard, g	4-7	2-4	2-2	0/6	6	1	12	5	2	0	0	33
Julian Chiera, g	1-4	1-4	2-2	1/0	1	4	5	2	0	0	0	15
JaMichael Hawkins	0-4	0-1	0-0	0/0	0	0	0	0	2	0	0	10
Joshua Filmore	4-9	2-7	0-0	1/1	2	2	10	2	0	0	0	29
Onochie Ochie	3-10	0-0	0-0	2/4	6	4	6	1	0	1	0	16
Forrest Johnson	0-0	0-0	0-0	0/0	0	0	0	0	0	0	0	1
TEAM				4/2	6							
Totals.....	29-66	8-24	7-11	14/21	35	19	73	13	7	3	0	200
By Periods	1	2	Final									
Southeast Missouri	32	42	74									
Southeastern La.	39	34	73									

FG Percentage: SEMO 47.4, SLU 43.9 3-Point FG Percentage: SEMO 27.3, SLU 33.3
 FT Percentage: SEMO 70.8, SLU 63.6 Attendance: 302

Game #10 - Illinois-Chicago 75, Southeast Missouri 69
December 14, 2013 • Show Me Center • Cape Girardeau, Mo.

IUC (4-6)	FG	3P	FT	O/D	REB	F	PTS	A	TO	B	S	M
Hayden Humes, f	1-5	1-4	5-6	0/6	6	3	8	2	0	0	0	27
Jordan Harks, f	6-10	0-0	0-0	2/4	6	2	12	1	0	1	2	29
Marc Brown, g	4-8	1-2	3-4	0/2	2	3	12	0	1	0	2	36
Pat Birt, g	3-5	1-1	0-0	2/3	5	4	7	1	0	0	1	21
Kelsey Barlow, g	8-21	1-7	4-4	2/10	12	2	21	8	6	1	0	40
Gabe Snider	1-4	0-2	0-0	0/0	0	1	2	0	0	0	0	10
Markese McGuire	4-8	0-1	1-2	0/1	1	1	9	0	0	0	0	20
Jake Wiegand	2-4	0-0	0-0	3/0	3	2	4	0	2	0	0	17
TEAM				3/1	4							
Totals.....	29-65	4-17	13-16	12/27	39	18	75	12	9	2	5	200
SEMO (7-3)	FG	3P	FT	O/D	REB	F	PTS	A	TO	B	S	M
Nino Johnson, f	0-3	0-0	1-2	1/3	4	2	1	1	1	0	1	24
Tyler Stone, f	4-15	0-1	2-2	1/2	3	2	10	1	0	1	1	26
Antoniou Cleveland, g	2-4	0-1	3-4	0/2	2	2	7	1	2	2	1	28
Lucas Nutt, g	2-7	1-5	4-4	0/3	3	4	9	8	3	0	0	33
Jarekious Bradley, g	10-16	2-6	6-7	2/7	9	4	28	0	2	1	1	37
C.J. Reese	0-1	0-0	0-0	1/1	2	0	0	2	1	0	0	8
Jamaal Calvin	0-3	0-2	0-0	0/0	0	1	0	1	0	0	0	8
Darrian Gray	6-11	2-6	0-0	2/5	7	1	14	1	1	0	0	36
TEAM				2/2	4							
Totals.....	24-60	5-21	16-19	9/25	34	16	69	15	11	4	4	200
By Periods	1	2	Final									
Illinois-Chicago	38	37	75									
Southeast Missouri	33	36	69									

FG Percentage: IUC 44.6, SEMO 40.0 3-Point FG Percentage: IUC 23.5, SEMO 23.8
 FT Percentage: IUC 81.3, SEMO 84.2 Attendance: 1,967

Game #11 - Memphis 77, Southeast Missouri 65
December 21, 2013 • FedExForum • Memphis, Tenn.

SEMO (7-4)	FG	3P	FT	O/D	REB	F	PTS	A	TO	B	S	M
Nino Johnson, f	2-6	0-0	0-0	3/5	8	4	4	0	1	1	1	33
Jarekious Bradley, f	8-16	3-7	0-0	2/4	6	4	19	4	3	0	1	34
Tyler Stone, f	10-18	1-3	2-4	4/7	11	3	23	1	3	1	2	39
Antoniou Cleveland, g	6-9	1-2	1-2	2/0	2	2	14	3	3	0	1	31
Lucas Nutt, g	0-1	0-1	0-0	0/1	1	3	0	3	3	0	0	21
Josh Langford	1-3	0-0	0-0	2/2	4	1	2	0	4	0	0	7
C.J. Reese	0-2	0-0	2-2	1/2	3	0	2	2	1	0	0	19
Darrian Gray	0-5	0-2	1-2	1/2	3	0	1	2	0	0	0	16
TEAM				0/1	1							
Totals.....	27-60	5-15	6-10	15/24	39	17	65	15	19	2	5	200
MEM (8-2)	FG	3P	FT	O/D	REB	F	PTS	A	TO	B	S	M
Shaq Goodwin, f	10-12	0-0	0-1	4/4	8	2	20	3	2	2	4	33
Austin Nichols, f	2-4	0-0	0-0	0/0	0	0	4	0	2	0	0	14
Joe Jackson, g	5-11	0-3	6-6	1/3	4	2	16	5	2	0	4	34
Chris Crawford, g	2-10	2-9	0-0	1/3	4	2	6	3	1	1	2	36
Geron Johnson, g	4-8	0-1	2-2	2/2	4	2	10	2	0	2	1	32
Nick King	2-3	0-0	1-3	1/2	3	0	5	0	1	0	0	9
Michael Dixon, Jr.	4-11	0-4	0-1	1/2	3	2	8	1	0	0	0	19
David Pellom	2-3	0-0	4-6	0/1	1	1	8	3	0	0	2	23
TEAM				1/3	4							
Totals.....	31-62	2-17	13-19	11/20	31	11	77	17	8	5	13	200
By Periods	1	2	Final									
Southeast Missouri	30	35	65									
Memphis	38	39	77									

FG Percentage: SEMO 45.0, MEM 50.0 3-Point FG Percentage: SEMO 33.3, MEM 11.8
 FT Percentage: SEMO 60.0, MEM 68.4 Attendance: 15,021

Game #12 - Southeast Missouri 83, IUPUI 79
December 23, 2013 • Show Me Center • Cape Girardeau, Mo.

IUPUI (4-11)	FG	3P	FT	O/D	REB	F	PTS	A	TO	B	S	M
Donovan Gibbs, f	1-6	0-1	0-0	0/1	1	5	2	0	0	0	0	18
Mitch Patton, c	7-13	0-0	2-2	4/9	13	3	16	0	2	0	2	41
Ian Chiles, g	6-14	0-3	8-8	1/2	3	3	20	2	0	0	0	41
Marcellus Barksdale, g	6-10	1-1	9-10	3/9	12	4	22	2	3	1	0	40-
P.J. Hubert, g	1-3	0-2	0-0	0/3	3	4	2	1	0	0	0	12
Khufu, Najee	3-10	0-0	6-6	0/3	3	4	12	0	3	0	0	35
Ja'Rob McCallum	1-2	1-2	0-0	0/2	2	1	3	1	1	0	0	8
Justus Stanback	1-6	0-0	0-0	0/3	3	1	2	0	3	0	1	30
TEAM				2/2	4							
Totals.....	26-64	2-9	25-26	10/34	44	25	79	6	12	1	3	225
SEMO (8-4)	FG	3P	FT	O/D	REB	F	PTS	A	TO	B	S	M
Nino Johnson, f	1-2	0-0	0-0	0/0	0	0	2	0	0	1	0	10
Tyler Stone, f	7-20	1-2	0-0	6/9	15	4	15	2	2	1	0	40-
Antoniou Cleveland, g	0-4	0-1	1-4	0/3	3	2	1	2	0	0	1	18
Lucas Nutt, g	2-7	0-1	5-6	0/2	2	3	9	3	2	0	0	26
Jarekious Bradley, g	7-20	2-12	11-12	4/6	10	2	27	1	0	1	0	40-
Josh Langford	3-6	0-1	2-3	2/1	3	4	8	0	0	1	0	15
Paul McRoberts	1-2	1-1	0-0	1/0	1	1	3	0	0	0	2	15
C.J. Reese	0-0	0-0	0-0	0/0	0	0	0	0	0	0	0	10
Jamaal Calvin	4-8	2-6	1-3	0/2	2	4	11	3	1	0	3	19
Darrian Gray	3-6	1-3	0-0	2/4	6	4	7	1	2	0	0	32
TEAM				1/1	2							
Totals.....	28-75	7-27	20-28	16/28	44	24	83	12	7	4	6	225
By Periods	1	2	OT	Final								
IUPUI	37	35	7	79								
Southeast Missouri	29	43	11	83								

FG Percentage: IUPUI 40.6, 37.3 3-Point FG Percentage: IUPUI 22.2, SEMO 25.9
 FT Percentage: IUPUI 96.2, SEMO 71.4 Attendance: 1,305

SOUTHEAST MISSOURI STATE UNIVERSITY

Game #13 - Missouri State 81, Southeast Missouri 78 December 29, 2013 • JQH Arena • Springfield, Mo.

SEMO (8-5)	FG	3P	FT	Q/D	REB	F	PTS	A	TQ	B	S	M
Jarekious Bradley, f	8-17	4-7	6-6	1/9	10	3	26	4	0	0	3	37
Tyler Stone, f	8-15	2-5	4-6	4/7	11	3	22	1	3	4	0	38
Antoniuss Cleveland, g	5-11	2-3	5-9	3/0	3	5	17	0	1	0	0	18
Lucas Nutt, g	0-3	0-1	0-0	0/2	2	0	0	4	2	0	0	19
Darrian Gray, g	0-3	0-1	0-0	0/1	1	1	0	0	1	0	0	11
Josh Langford	0-2	0-0	0-1	1/0	1	5	0	0	1	0	3	10
Nino Johnson	0-1	0-0	3-4	0/0	0	0	3	1	0	0	0	16
Paul McRoberts	3-4	2-2	0-0	2/0	2	3	8	1	1	0	2	30
C.J. Reese	0-0	0-0	0-0	0/0	0	1	0	0	4	0	0	4
Jamaal Calvin	1-3	0-2	0-0	2/1	3	3	2	2	1	0	2	17
TEAM				1/1	2							
Totals.....	25-59	10-21	18-26	14/21	35	24	78	13	14	4	10	200
MSU (10-2)	FG	3P	FT	Q/D	REB	F	PTS	A	TQ	B	S	M
Jarmar Gulley, f	6-14	1-4	2-4	1/3	4	2	15	3	2	0	2	31
Emmanuel Addo, f	4-7	0-1	3-4	3/5	8	5	11	0	2	0	0	11
Tyler McCullough, c	1-3	0-0	2-2	2/2	4	2	4	0	0	0	0	17
Austin Ruder, g	1-6	1-5	2-2	0/2	2	3	5	1	0	0	1	25
Marcus Marshall, g	5-11	3-6	6-9	2/2	4	2	19	2	5	0	0	35
Keith Pickens	3-6	0-0	3-5	3/4	7	3	9	1	1	2	2	25
Ron Mvouika	4-6	1-2	0-0	1/2	3	0	9	0	2	0	0	9
Devon Thomas	0-1	0-0	0-0	0/1	1	0	0	0	0	0	0	5
Dorrian Williams	1-3	1-1	1-2	1/1	2	2	4	5	2	0	0	16
Nathan Scheer	1-1	1-1	0-0	0/0	0	0	3	1	0	0	0	4
Christian Kirk	1-1	0-0	0-0	1/2	3	3	2	0	2	2	1	22
TEAM				0/1	1							
Totals.....	27-59	8-20	19-28	14/25	39	22	81	13	16	4	6	200
By Periods	1	2	Final									
Southeast Missouri	24	54	78									
Missouri State	37	44	81									

FG Percentage: SEMO 42.4, MSU 45.8 3-Point FG Percentage: SEMO 47.6, MSU 40.0
FT Percentage: SEMO 69.2, MSU 67.9 Attendance: 3,889

Game #14 - Murray State 82, Southeast Missouri 75 January 2, 2014 • CFSB Center • Murray, Ky.

SEMO (8-6, 0-1)	FG	3P	FT	Q/D	REB	F	PTS	A	TQ	B	S	M
Nino Johnson, f	5-9	0-0	3-7	2/5	7	4	13	1	4	1	2	33
Jarekious Bradley, f	8-14	4-6	2-2	0/3	3	5	22	2	3	2	1	28
Tyler Stone, f	4-11	1-5	1-1	0/6	6	2	10	0	0	1	1	29
Antoniuss Cleveland, g	1-7	0-1	2-2	3/2	5	1	4	0	3	0	0	14
Jamaal Calvin, g	0-4	0-1	0-0	0/0	0	0	0	1	2	0	1	20
Josh Langford	7-10	2-3	1-2	1/2	3	5	17	0	0	0	1	23
Paul McRoberts	0-1	0-1	0-0	0/2	2	1	0	1	0	0	1	19
Lucas Nutt	2-5	0-0	4-4	0/3	3	4	8	8	1	0	2	31
Darrian Gray	0-1	0-0	1-2	0/0	0	0	1	0	0	0	0	3
TEAM				3/2	5							
Totals.....	27-62	7-17	14-20	9/25	34	22	75	13	13	4	9	200
MUR (6-7, 1-0)	FG	3P	FT	Q/D	REB	F	PTS	A	TQ	B	S	M
Jonathan Fairell, f	3-4	0-0	1-2	1/3	4	3	7	0	2	0	1	19
Jarvis Williams, f	5-9	0-0	6-10	9/9	18	4	16	0	3	4	0	34
Cameron Payne, g	7-14	5-9	4-4	0/6	6	2	23	5	4	1	3	38
Dexter Fields, g	1-4	1-4	3-4	0/1	1	0	6	2	2	0	1	21
Jeffery Moss, g	3-10	0-6	3-4	0/2	2	2	9	6	0	0	2	38
C.J. Ford	0-0	0-0	0-0	0/1	1	2	0	0	0	0	0	3
Tyler Rambo	2-4	0-0	3-6	0/0	0	0	7	0	0	0	0	20
T.J. Sapp	4-12	3-7	3-5	0/4	4	4	14	1	2	0	1	27
TEAM				3/3	6							
Totals.....	25-57	9-26	23-35	13/29	42	17	82	14	13	5	8	200
By Periods	1	2	Final									
Southeast Missouri	34	41	75									
Murray State	38	44	82									

FG Percentage: SEMO 43.5, MUR 43.9 3-Point FG Percentage: SEMO 41.2, MUR 34.6
FT Percentage: SEMO 70.0, MUR 65.7 Attendance: 2,319

Game #15 - Austin Peay 80, Southeast Missouri 74 January 4, 2014 • Dunn Center • Clarksville, Tenn.

SEMO (8-7, 0-2)	FG	3P	FT	Q/D	REB	F	PTS	A	TQ	B	S	M
Nino Johnson, f	3-4	0-0	2-3	4/2	6	4	8	1	4	0	0	27
Jarekious Bradley, f	11-19	6-10	2-2	2/3	5	5	30	1	3	0	1	33
Josh Langford, g	2-3	0-0	0-0	2/4	6	3	4	0	3	0	1	21
Antoniuss Cleveland, g	4-5	1-2	0-2	0/3	3	5	9	0	2	2	0	21
Lucas Nutt, g	0-3	0-2	0-2	0/2	2	0	0	3	1	0	0	22
Paul McRoberts	0-0	0-0	0-0	0/0	0	0	0	0	0	0	0	2
C.J. Reese	1-2	0-0	0-0	0/0	0	1	2	2	2	0	0	13
Jamaal Calvin	0-4	0-3	0-0	0/1	1	0	0	2	0	0	0	6
Darrian Gray	2-6	0-1	1-2	0/2	2	2	5	0	0	0	1	25
Tyler Stone	6-12	0-4	4-4	3/7	10	4	16	3	3	1	1	30
TEAM				0/0	0							
Totals.....	29-58	7-22	9-15	11/24	35	24	74	12	18	3	4	200
APSU (8-7, 2-0)	FG	3P	FT	Q/D	REB	F	PTS	A	TQ	B	S	M
Will Triggs, f	4-7	0-0	6-9	0/4	4	3	14	0	1	0	1	29
Ed Dyson, f	1-2	0-1	0-0	0/2	2	1	2	0	0	0	0	6
Chris Horton, c	7-13	0-0	7-8	5/7	12	2	21	0	0	3	1	37
Travis Betran, g	5-13	3-7	3-4	0/1	1	2	16	2	1	0	0	36
Damarius Smith, g	3-5	0-1	2-4	1/4	5	2	8	10	5	2	1	40
Fred Garmon	0-1	0-1	0-0	0/1	1	2	0	0	0	0	1	6
Zavion Williams	4-7	1-3	3-5	0/0	0	2	12	0	1	0	2	20
Chris Freeman	1-2	0-0	0-1	0/3	3	0	2	1	0	0	0	9
Cory Arentsen	1-1	1-1	0-0	0/0	0	0	3	0	1	0	1	12
Sergine Mboup	1-1	0-0	0-0	0/0	0	1	2	0	0	0	0	5
TEAM				0/0	0							
Totals.....	27-52	5-14	21-31	6/22	28	15	80	13	9	5	7	200
By Periods	1	2	Final									
Southeast Missouri	38	36	74									
Austin Peay	33	47	80									

FG Percentage: SEMO 50.0, APSU 51.9 3-Point FG Percentage: SEMO 31.8, 35.7
FT Percentage: SEMO 60.0, APSU 67.7 Attendance: 3,186

Game #16 - Belmont 107, Southeast Missouri 94 January 9, 2014 • Show Me Center • Cape Girardeau, Mo.

BEL (11-6, 3-0)	FG	3P	FT	Q/D	REB	F	PTS	A	TQ	B	S	M
Drew Windler, f	4-7	4-6	0-0	0/1	1	2	12	6	1	1	0	29
Blake Jenkins, f	8-9	3-3	0-1	1/3	4	3	19	1	0	0	0	23
Reece Chamberlain, g	3-3	1-1	0-0	0/2	2	4	7	5	2	0	1	34
Craig Bradshaw, g	9-14	3-5	3-5	1/6	7	2	24	5	1	0	1	34
J.J. Mann, g	6-13	3-6	10-11	1/1	2	0	25	2	0	0	2	34
Holden Mobley	0-0	0-0	0-0	0/0	0	0	0	0	0	0	0	1
Caleb Chowbay	2-2	2-2	0-0	0/1	1	2	6	1	2	0	0	11
Spencer Turner	0-0	0-0	0-0	0/0	0	0	0	0	0	0	0	2
Nick Smith	0-1	0-1	1-2	0/0	0	1	1	0	0	0	0	4
Chad Lang	0-0	0-0	0-0	0/0	0	1	0	0	0	0	0	1
Evan Bradds	5-9	0-0	0-0	1/3	4	3	10	1	0	0	0	20
Jeff Laidig	1-2	1-2	0-0	0/0	0	1	3	0	0	0	0	7
TEAM				1/1	2							
Totals.....	38-60	17-26	14-19	5/18	23	19	107	21	6	1	4	200
SEMO (8-8, 0-3)	FG	3P	FT	Q/D	REB	F	PTS	A	TQ	B	S	M
Nino Johnson, f	3-4	0-0	3-3	2/6	8	2	9	2	0	1	0	32
Jarekious Bradley, f	10-22	3-11	4-5	0/5	5	4	27	3	2	1	1	35
Josh Langford, g	10-10	2-2	0-0	2/1	3	3	22	0	1	0	0	28
Antoniuss Cleveland, g	0-1	0-0	2-2	1/0	1	5	2	5	3	0	1	13
Lucas Nutt, g	2-5	2-4	0-0	0/2	2	0	6	2	3	0	0	23
Paul McRoberts	1-1	0-0	1-1	1/0	1	1	3	0	0	0	0	4
Kyle Stroder	0-0	0-0	0-0	0/0	0	0	0	0	0	0	0	0+
Jamaal Calvin	0-0	0-0	0-0	0/2	2	0	0	2	0	0	0	10
Darrian Gray	4-7	3-5	1-2	0/1	1	2	12	2	0	0	0	24
Will Holifield	0-0	0-0	0-0	0/0	0	0	0	0	0	0	0	1
Tyler Stone	4-9	0-1	5-7	2/2	4	2	13	1	3	0	1	30
Caleb Woods	0-0	0-0	0-0	0/0	0	0	0	0	0	0	0	0+
TEAM				2/2	4							
Totals.....	34-59	10-23	16-20	10/21	31	19	94	17	12	2	3	200
By Periods	1	2	Final									
Belmont	55	52	107									
Southeast Missouri	50	44	94									

FG Percentage: BEL 63.3, SEMO 57.6 3-Point FG Percentage: BEL 65.4, SEMO 43.5
FT Percentage: BEL 73.7, SEMO 80.0 Attendance: 2,168

2013-14 Box Scores

Game #17 - Southeast Missouri 102, Tennessee State 94
January 11, 2014 • Show Me Center • Cape Girardeau, Mo.

TSU (2-16, 1-3)	FG	3P	FT	O/D	REB	F	PTS	A	TO	B	S	M
M.J. Rhett, f	5-10	0-0	3-4	4/6	10	3	13	0	2	1	0	37
Alex Bates, f	0-0	0-0	1-2	1/0	1	4	1	0	0	0	0	10
Kennedy Eubanks, f	2-4	1-2	0-2	1/1	2	5	5	0	0	0	1	21
Jacquan Nobles, g	6-11	5-9	6-6	0/0	0	0	23	2	0	0	0	28
Patrick Miller, g	12-21	2-6	11-12	0/4	4	3	37	7	4	0	3	37
Jamonte Graham	2-7	1-2	0-0	0/2	2	3	5	2	3	0	0	20
Jaleel Queary	2-4	0-0	1-4	1/0	1	3	5	1	1	0	1	21
Jay Harris	1-3	0-0	3-4	0/2	2	4	5	0	0	0	3	10
Ugo Mmonu	0-1	0-0	0-0	1/0	1	0	0	0	2	0	0	5
Jordan Gaither	0-0	0-0	0-0	0/0	0	0	0	0	1	0	0	2
Chaed Wellian	0-1	0-1	0-0	1/2	3	1	0	0	0	0	1	9
TEAM				1/0	1							
Totals.....	30-62	9-20	25-34	10/17	27	26	94	12	13	1	9	200
SEMO (9-8, 1-3)	FG	3P	FT	O/D	REB	F	PTS	A	TO	B	S	M
Nino Johnson, f	0-0	0-0	4-6	0/2	2	4	4	1	0	1	2	11
Jarekious Bradley, f	9-14	2-7	3-4	0/9	9	5	23	2	3	2	3	38
Josh Langford, g	3-6	0-0	1-4	3/5	8	2	7	1	4	0	0	20
Antoniuss Cleveland, g	5-8	1-2	3-4	1/0	1	2	14	5	3	0	2	31
Lucas Nutt, g	2-4	1-1	6-8	0/2	2	3	11	10	2	0	1	39
Paul McRoberts	0-1	0-1	0-0	0/0	0	3	0	0	0	0	1	4
Darrian Gray	5-5	4-4	2-2	0/4	4	4	16	0	4	0	1	25
Tyler Stone	8-11	1-1	10-15	3/6	9	2	27	2	1	2	0	32
TEAM				1/0	1							
Totals.....	32-49	9-16	29-43	8/28	36	25	102	21	17	5	10	200
By Periods	1	2	Final									
Tennessee State	39	55	94									
Southeast Missouri	52	50	102									
FG Percentage: TSU 48.4, SEMO 65.3 3-Point FG Percentage: TSU 45.0, SEMO 56.3												
FT Percentage: TSU 73.5, SEMO 67.4 Attendance: 2,053												

Game #18 - Morehead State 80, Southeast Missouri 67
January 16, 2014 • Johnson Arena • Morehead, Ky.

SEMO (9-9, 1-4)	FG	3P	FT	O/D	REB	F	PTS	A	TO	B	S	M
Nino Johnson, f	2-3	0-0	4-7	1/3	4	3	8	0	4	1	2	27
Jarekious Bradley, f	10-17	5-9	3-5	1/5	6	3	28	4	1	0	1	37
Josh Langford, g	1-5	0-1	0-0	0/3	3	1	2	1	0	1	1	19
Antoniuss Cleveland, g	3-7	0-0	0-1	0/5	5	2	6	1	3	0	0	24
Lucas Nutt, g	1-2	0-1	1-2	0/2	2	2	3	7	1	0	0	28
C.J. Reese	0-0	0-0	0-0	0/0	0	0	0	0	1	0	1	3
Jamaal Calvin	0-1	0-1	0-0	0/0	0	0	0	0	0	0	0	3
Darrian Gray	2-6	1-5	0-0	0/1	1	4	5	1	2	0	0	24
Tyler Stone	6-15	0-1	3-6	2/5	7	4	15	4	1	1	0	35
TEAM				1/2	3				1			
Totals.....	25-56	6-18	11-21	5/26	31	19	67	18	14	3	5	200
MOR (12-7, 3-1)	FG	3P	FT	O/D	REB	F	PTS	A	TO	B	S	M
Drew Kelly, f	5-10	1-4	5-5	1/2	3	3	16	0	0	0	1	32
Billy Reader, c	3-4	0-0	0-0	1/6	7	1	6	0	2	0	0	16
Kareem Storey, g	0-3	0-1	2-3	0/1	1	4	2	7	2	0	2	31
Angelo Warner, g	4-13	1-6	5-6	1/1	2	1	14	4	2	0	1	36
Brent Arrington, g	4-10	4-8	8-8	0/5	5	3	20	5	2	1	2	31
Luka Pajkovic	1-5	1-3	0-0	0/1	1	0	3	0	2	0	1	8
Jordan Percell	2-4	1-1	0-0	1/0	1	0	5	0	1	0	0	9
Chad Posthumus	4-5	0-0	1-2	3/13	16	5	9	0	1	0	0	23
Greg Dotson	0-1	0-1	5-5	0/0	0	2	5	3	0	0	1	14
TEAM				1/1	2							
Totals.....	23-55	8-24	26-29	8/30	38	19	80	19	12	1	8	200
By Periods	1	2	Final									
Southeast Missouri	22	45	67									
Morehead State	31	49	80									
FG Percentage: SEMO 44.6, MOR 41.8 3-Point FG Percentage: SEMO 33.3, MOR 33.3												
FT Percentage: SEMO 52.4, MOR 89.7 Attendance: 2,210												

Game #19 - Southeast Missouri 83, Tennessee Tech 74
January 18, 2014 • Eblen Center • Cookeville, Tenn.

SEMO (10-9, 2-4)	FG	3P	FT	O/D	REB	F	PTS	A	TO	B	S	M
Nino Johnson, f	4-5	0-0	2-2	1/7	8	2	10	1	2	1	3	38
Tyler Stone, f	8-12	0-0	7-9	5/11	16	3	23	4	4	0	2	37
Josh Langford, g	1-5	0-1	0-0	1/1	2	5	2	0	0	0	0	8
Lucas Nutt, g	1-6	0-0	4-4	0/1	1	1	6	1	3	0	0	16
Jarekious Bradley, f	2-6	2-5	6-6	1/6	7	5	12	3	4	1	0	35
Paul McRoberts	7-12	2-5	0-1	2/3	5	2	16	1	3	2	1	29
Antoniuss Cleveland, g	1-3	0-0	0-0	0/0	0	1	2	0	0	0	1	5
Jamaal Calvin	4-6	2-2	2-2	1/2	3	2	12	4	5	0	1	26
Darrian Gray	0-2	0-1	0-0	0/1	1	2	0	0	0	0	0	6
TEAM				2/4	6				1			
Totals.....	28-57	6-14	21-24	13/36	49	23	83	14	22	4	8	200
TTU (10-10, 3-2)	FG	3P	FT	O/D	REB	F	PTS	A	TO	B	S	M
Ladon Carter, f	3-7	0-0	5-6	3/3	6	0	11	0	1	2	3	22
Dennis Ogbe, f	1-4	0-1	8-8	3/3	6	5	10	0	0	1	0	19
Jordan Johnson, g	4-8	4-8	1-2	0/0	0	1	13	1	1	0	1	21
J. Samarrrippas, g	4-13	2-7	2-2	1/2	3	3	12	6	1	0	5	32
Javon McKay, g	1-6	0-2	4-4	1/1	2	1	6	1	0	1	0	20
Josiah Moore	4-10	0-4	2-5	0/1	1	0	10	1	2	0	1	20
Matt Marseille	0-2	0-1	2-2	0/2	2	2	2	1	0	1	1	10
Shirmane Thomas	0-3	0-1	0-0	2/2	4	3	0	0	1	0	0	14
Ammanuel Diressa	1-3	1-2	0-0	0/1	1	1	3	1	1	0	0	11
Ty Allen	0-5	0-4	0-0	0/2	2	0	0	1	2	0	1	10
Anthony Morse	0-1	0-0	1-2	1/0	1	0	1	0	0	0	0	9
Dwan Caldwell	3-5	0-0	0-0	1/1	2	5	6	1	1	0	0	12
TEAM				2/0	2							
Totals.....	21-67	7-30	25-31	14/18	32	21	74	13	10	5	12	200
By Periods	1	2	Final									
Southeast Missouri	34	49	83									
Tennessee Tech	29	45	74									
FG Percentage: SEMO 49.1, TTU 31.3 3-Point FG Percentage: SEMO 42.9, TTU 23.3												
FT Percentage: SEMO 87.5, TTU 80.6 Attendance: 2,035												

Game #20 - Southeast Missouri 82, SIU Edwardsville 78
January 23, 2014 • Show Me Center • Cape Girardeau, Mo.

SIUE (6-14, 3-4)	FG	3P	FT	O/D	REB	F	PTS	A	TO	B	S	M
Ray Lester, f	0-1	0-0	0-0	0/1	1	4	0	0	1	0	2	21
Kris Davis, g	2-8	2-4	3-4	1/4	5	2	9	4	4	0	0	32
Maurice Wiltz, g	5-10	4-8	0-0	0/2	2	4	14	1	1	0	0	29
Rozell Nunn, g	6-7	2-3	1-2	0/4	4	3	15	1	1	0	1	20
Donivine Stewart, g	3-11	3-9	5-5	1/2	3	2	14	5	3	0	2	35
Keaton Jackson	3-5	0-0	4-4	1/3	4	3	10	0	0	1	1	20
Tim Johnson	3-8	0-3	8-9	5/0	5	1	14	1	1	0	0	19
Grant Fiorentinos	0-1	0-0	0-2	2/0	2	0	0	0	0	1	0	7
Cameron Craig	1-2	0-0	0-0	1/1	2	0	2	0	0	0	0	3
Christian Salecich	0-3	0-1	0-0	0/1	1	3	0	2	2	0	1	14
TEAM				0/3	3				1			
Totals.....	23-56	11-28	21-26	11/21	32	22	78	14	14	2	7	200
SEMO (11-9, 3-4)	FG	3P	FT	O/D	REB	F	PTS	A	TO	B	S	M
Nino Johnson, f	4-7	0-0	5-7	3/6	9	2	13	3	4	3	0	36
Tyler Stone, f	7-14	0-1	1-1	1/5	6	4	15	3	0	0	1	23
Josh Langford, g	4-9	0-0	2-4	5/4	9	4	10	2	2	0	1	23
Lucas Nutt, g	2-4	0-1	2-3	0/0	0	1	6	5	2	0	3	27
Jarekious Bradley, f	6-13	4-9	2-2	2/4	6	3	18	1	3	1	1	31
Paul McRoberts	1-6	0-3	1-3	2/2	4	3	3	2	0	0	3	24
C.J. Reese	0-0	0-0	0-0	0/0	0	1	0	0	0	0	0	1
Antoniuss Cleveland, g	2-3	0-0	5-8	2/0	2	2	9	1	1	0	1	14
Jamaal Calvin	2-2	1-1	0-0	0/1	1	0	5	1	1	0	0	12
Darrian Gray	1-3	1-2	0-0	1/2	3	0	3	0	0	0	0	9
TEAM				1/1	2							
Totals.....	29-61	6-17	18-28	17/25	42	20	82	18	13	4	10	200
By Periods	1	2	Final									
SIU Edwardsville	35	43	78									
Southeast Missouri	50	32	82									
FG Percentage: SIUE 41.1, SEMO 47.5 3-Point FG Percentage: SIUE 39.3, SEMO 35.3												
FT Percentage: SIUE 80.8, SEMO 64.3 Attendance: 1,769												

SOUTHEAST MISSOURI STATE UNIVERSITY

Game #21 - Eastern Illinois 77, Southeast Missouri 74 January 25, 2014 • Show Me Center • Cape Girardeau, Mo.

EIU (7-13, 4-5)	FG	3P	FT	Q/D	REB	F	PTS	A	TO	B	S	M
Keenen Anderson, f	0-3	0-0	1-2	0/4	4	3	1	0	0	0	0	19
Sherman Blanford, f	3-6	0-0	3-3	1/4	5	3	9	1	1	1	0	20
Luke Piotrowski, f	4-8	0-0	0-2	1/0	1	1	8	0	0	0	1	25
Zach Dickerson, g	2-3	1-2	1-2	0/1	1	2	6	1	0	0	0	18
Dylan Chatman, g	4-5	4-4	1-2	0/5	5	3	13	2	4	0	1	25
Reggie Smith	8-16	1-5	6-9	1/3	4	2	23	6	5	0	0	36
Anthony Johnson	0-0	0-0	0-0	0/2	2	2	0	0	0	0	0	8
Jake Verhagen	1-2	1-2	0-0	0/3	3	1	3	2	0	0	0	14
Chris Olivier	6-13	0-0	1-2	2/7	9	3	13	1	1	0	0	24
Josh Piper	0-0	0-0	1-2	0/1	1	2	1	0	2	0	0	11
TEAM				2/0	2							
Totals.....	28-56	7-13	14-24	7/30	37	22	77	13	13	1	2	200
SEMO (11-10, 3-5)	FG	3P	FT	Q/D	REB	F	PTS	A	TO	B	S	M
Nino Johnson, f	2-8	0-0	1-3	3/6	9	1	5	0	1	1	1	27
Tyler Stone, f	7-14	0-1	8-10	3/8	11	2	22	1	2	1	2	35
Josh Langford, g	2-4	0-1	0-1	1/1	2	4	4	1	0	0	1	14
Lucas Nutt, g	6-6	2-2	3-4	0/3	3	2	17	5	3	0	1	30
Jarekious Bradley, f	5-12	2-8	6-7	1/2	3	3	18	2	2	2	2	30
Paul McRoberts	2-7	0-3	0-0	0/0	0	4	4	1	2	0	0	14
Antoniuss Cleveland	1-4	0-1	0-4	2/0	2	1	2	0	1	0	0	15
Jamaal Calvin	0-3	0-3	0-0	0/2	2	2	0	2	0	0	1	18
Darrian Gray	1-3	0-2	0-0	0/1	1	3	2	1	0	0	0	17
TEAM				2/1	3							
Totals.....	26-61	4-21	18-29	12/24	36	22	74	13	11	4	8	200
By Periods	1	2	Final									
Eastern Illinois	39	38	77									
Southeast Missouri	33	41	74									

FG Percentage: EIU 50.0, SEMO 42.6 3-Point FG Percentage: EIU 53.8, SEMO 19.0
FT Percentage: EIU 58.3, SEMO 62.1 Attendance: 2,231

Game #22 - Southeast Missouri 91, UMKC 81 January 29, 2014 • Show Me Center • Cape Girardeau, Mo.

UMKC (7-13)	FG	3P	FT	Q/D	REB	F	PTS	A	TO	B	S	M
Nelson Kirksey, f	4-9	1-2	2-5	1/4	5	5	11	2	4	0	1	30
Fred Chatmon, f	2-5	0-1	3-4	7/3	10	2	7	0	0	0	0	28
Trinity Hall, f	3-7	2-3	3-4	2/2	4	4	11	0	3	1	1	18
Martez Harrison, g	3-14	1-5	7-8	1/3	4	3	14	6	4	0	2	39
Frank Williams, g	4-14	3-9	1-2	0/2	2	0	12	2	0	0	1	37
John Burke	2-4	0-1	2-2	0/0	0	1	6	0	0	0	0	9
Caleb Johnson	4-5	3-3	4-4	0/3	3	3	15	0	0	0	1	22
Kirk Korver	1-4	1-4	0-0	0/2	2	0	3	1	0	1	0	11
Isaac Kreuer	1-1	0-0	0-0	0/0	0	2	2	1	0	0	1	6
TEAM				4/0	4							
Totals.....	24-63	11-28	22-29	15/19	34	20	81	12	11	2	7	200
SEMO (12-10)	FG	3P	FT	Q/D	REB	F	PTS	A	TO	B	S	M
Tyler Stone, f	10-14	0-0	2-3	4/6	10	3	22	2	1	2	2	33
Josh Langford, g	6-8	0-1	2-3	1/3	4	2	14	1	1	0	0	28
Antoniuss Cleveland, g	5-9	0-2	1-1	2/2	4	5	11	0	4	2	1	28
Lucas Nutt, g	2-6	1-4	7-8	0/3	3	2	12	11	2	0	1	32
Darrian Gray, g	1-5	1-5	0-0	0/1	1	1	3	3	1	1	0	24
Nino Johnson	5-10	0-0	1-2	2/1	3	4	11	0	1	1	0	16
Paul McRoberts	6-6	2-2	2-4	1/6	7	2	16	3	0	1	2	25
Jamaal Calvin	1-2	0-1	0-0	0/2	2	2	2	0	1	0	2	12
Jarekious Bradley	0-2	0-1	0-0	0/0	0	0	0	0	0	0	0	2
TEAM				0/3	3							
Totals.....	36-62	4-16	15-21	10/27	37	21	91	20	11	7	8	200
By Periods	1	2	Final									
UMKC	39	42	81									
Southeast Missouri	43	48	91									

FG Percentage: UMKC 38.1, SEMO 58.1 3-Point FG Percentage: UMKC 39.3, SEMO 25.0
FT Percentage: UMKC 75.9, SEMO 71.4 Attendance: 1,583

Game #23 - Eastern Kentucky 79, Southeast Missouri 78 February 1, 2014 • McBrayer Arena • Richmond, Ky.

SEMO (12-11, 3-6)	FG	3P	FT	Q/D	REB	F	PTS	A	TO	B	S	M
Jarekious Bradley, f	12-15	3-4	5-7	2/6	8	4	32	2	4	3	3	38
Tyler Stone, f	5-9	0-0	5-7	1/4	5	3	15	3	2	2	1	30
Josh Langford, g	1-2	0-0	3-4	0/3	3	3	5	0	1	1	0	18
Antoniuss Cleveland, g	1-5	0-0	0-0	0/0	0	4	2	1	0	0	0	26
Lucas Nutt, g	4-8	1-2	4-4	0/1	1	3	13	5	6	0	2	34
Nino Johnson	3-5	0-0	1-3	0/4	4	3	7	2	1	1	0	16
Paul McRoberts	2-4	0-1	0-0	2/0	2	4	4	1	1	0	0	26
Jamaal Calvin	0-1	0-1	0-0	0/0	0	0	0	1	0	0	0	6
Darrian Gray	0-1	0-1	0-0	0/1	1	2	0	0	1	0	0	6
TEAM				1/2	3							
Totals.....	28-50	4-9	18-25	6/21	27	26	78	15	16	7	6	200
EKU (16-7, 7-3)	FG	3P	FT	Q/D	REB	F	PTS	A	TO	B	S	M
Eric Stutz, f	3-6	0-0	0-0	0/2	2	4	6	1	1	0	1	19
Glenn Cooley, g	5-12	3-8	7-7	0/2	2	1	20	3	2	0	2	39
Corey Walden, g	3-11	1-3	13-15	1/2	3	2	20	1	3	0	3	39
Marcus Lewis, g	5-11	1-2	1-2	1/3	4	3	12	3	1	0	0	34
Tarius Johnson, g	2-4	1-2	5-8	1/2	3	3	10	4	1	0	2	30
Isaac McGlone	1-1	1-1	0-0	0/0	0	1	3	0	0	0	0	6
Orlando Williams	2-3	1-1	2-2	0/0	0	2	7	0	2	0	0	11
Timmy Knipp	0-0	0-0	0-0	0/1	1	1	0	0	4	0	0	7
Jeff Johnson	0-0	0-0	0-0	1/4	5	3	0	2	0	0	1	11
Deverin Muff	0-0	0-0	1-2	0/1	1	2	1	0	0	0	0	4
TEAM				6/1	7							
Totals.....	21-48	8-17	29-36	10/18	28	22	79	14	14	0	9	200
By Periods	1	2	Final									
Southeast Missouri	37	41	78									
Eastern Kentucky	44	35	79									

FG Percentage: SEMO 56.0, ECU 43.8 3-Point FG Percentage: SEMO 44.4, ECU 47.1
FT Percentage: SEMO 72.0, ECU 80.6 Attendance: 2,300

Game #24 - SIU Edwardsville 93, Southeast Missouri 88^{OT} February 6, 2014 • Vadalabene Center • Edwardsville, Ill.

SEMO (12-12, 3-7)	FG	3P	FT	Q/D	REB	F	PTS	A	TO	B	S	M
Josh Langford, g	6-7	0-0	1-2	2/4	6	4	13	2	3	0	0	32
Antoniuss Cleveland, g	1-1	0-0	0-0	0/1	1	4	2	0	1	0	0	16
Lucas Nutt, g	4-9	2-5	0-0	0/3	3	0	10	10	2	0	2	42
Jarekious Bradley, f	4-14	2-9	2-3	0/4	4	2	12	1	3	3	0	43
Tyler Stone, f	15-19	1-1	6-7	1/7	8	2	37	3	1	0	2	38
Nino Johnson	1-2	0-0	0-1	2/1	3	2	2	1	2	0	0	9
Jamaal Calvin	2-7	1-6	0-1	1/4	5	4	5	2	0	0	0	24
Darrian Gray	3-6	1-3	0-0	1/2	3	1	7	0	0	0	1	21
TEAM				2/0	2							
Totals.....	36-65	7-24	9-14	9/26	35	19	88	19	12	3	5	225
SIUE (9-15, 5-5)	FG	3P	FT	Q/D	REB	F	PTS	A	TO	B	S	M
Kris Davis, *	5-11	2-4	4-6	0/1	1	0	16	3	2	0	0	40
Maurice Wiltz, *	2-6	2-3	2-3	0/0	0	2	8	0	1	0	1	19
Rozell Nunn, *	8-12	4-5	1-2	4/4	8	2	21	3	1	0	2	42
Ray Lester, *	0-1	0-0	1-2	2/2	4	4	1	1	2	0	0	10
Donivine Stewart, *	4-11	1-4	2-2	1/0	1	0	11	11	2	0	2	40-
Keaton Jackson	5-8	0-0	6-6	0/5	5	3	16	0	1	2	0	20
Grant Fiorentinos	3-4	0-0	0-0	0/3	3	4	6	0	0	0	0	18
Christian Salecich	5-12	4-9	0-0	1/5	6	1	14	2	0	0	0	36
TEAM				4/3	7							
Totals.....	32-65	13-25	16-21	12/23	35	16	93	20	9	2	5	225
By Periods	1	2	OT	Final								
Southeast Missouri	36	43	9	88								
SIU Edwardsville	36	43	14	93								

FG Percentage: SEMO 55.4, SIUE 49.2 3-Point FG Percentage: SEMO 29.2, SIUE 52.0
FT Percentage: SEMO 64.3, SIUE 76.2 Attendance: 1,403

2013-14 Box Scores

Game #25 - Southeast Missouri 74, Eastern Illinois 68
February 8, 2014 • Lantz Arena • Charleston, Ill.

SEMO (13-12, 4-7)	FG	3P	FT	O/D	REB	F	PTS	A	TO	B	S	M
Jarekious Bradley, f	4-12	0-2	5-6	0/10	10	1	13	0	1	0	1	36
Tyler Stone, f	6-14	0-1	4-6	4/3	7	4	16	2	1	5	2	36
Josh Langford, g	2-5	0-0	1-2	3/1	4	4	5	0	1	0	0	15
Lucas Nutt, g	1-3	1-2	4-4	0/2	2	1	7	7	4	1	1	34
Darrian Gray, g	5-10	3-7	5-6	2/1	3	1	18	1	0	0	1	35
Nino Johnson	1-2	0-0	2-3	3/0	3	4	4	1	1	1	1	19
C.J. Reese	1-1	0-0	0-0	0/0	0	0	2	0	1	0	0	4
Antionius Cleveland	3-5	1-1	0-0	1/1	2	1	7	0	3	0	0	11
Jamaal Calvin	1-2	0-1	0-0	0/1	1	1	2	0	1	0	1	10
TEAM				1/2	3							
Totals.....	24-54	5-14	21-27	14/21	35	17	74	11	13	7	7	200
EIU (9-15, 6-6)	FG	3P	FT	O/D	REB	F	PTS	A	TO	B	S	M
Keenen Anderson, f	0-0	0-0	1-2	0/1	1	2	1	0	0	0	0	7
Sherman Blanford, f	7-14	0-0	6-9	5/4	9	2	20	0	4	0	1	33
Luke Piotrowski, f	0-1	0-0	0-0	1/1	2	1	0	1	0	0	0	12
Reggie Smith, g	3-9	1-4	6-7	1/5	6	2	13	5	5	0	1	31
Dylan Chatman, g	3-9	1-3	1-3	0/1	1	2	8	3	2	0	3	31
Zach Dickerson	2-4	1-2	0-0	0/1	1	2	5	0	0	0	0	14
Jake Verhagen	0-2	0-2	0-0	1/1	2	1	0	1	0	0	1	10
Alex Austin	3-7	3-7	3-3	0/2	2	1	12	0	0	0	1	26
Chris Olivier	2-4	0-0	0-0	0/1	1	3	4	0	2	0	0	14
Josh Piper	2-4	1-2	0-0	1/0	1	4	5	2	0	1	0	22
TEAM				5/1	6							
Totals.....	22-54	7-20	17-24	14/18	32	20	68	12	14	1	7	200
By Periods	1	2	Final									
Southeast Missouri	34	40	74									
Eastern Illinois	33	35	68									

FG Percentage: SEMO 44.4, EIU 40.7 3-Point FG Percentage: SEMO 35.7, EIU 35.0
 FT Percentage: SEMO 77.8, EIU 70.8 Attendance: 1,341

Game #26 - UT Martin 79, Southeast Missouri 70
February 12, 2014 • Show Me Center • Cape Girardeau, Mo.

UTM (8-19, 3-9)	FG	3P	FT	O/D	REB	F	PTS	A	TO	B	S	M
Chandler Rowe, f	0-1	0-0	0-0	0/1	1	1	0	0	1	0	1	8
Myles Taylor, f	6-15	1-2	5-6	3/5	8	2	18	0	2	2	3	32
Terence Smith, g	4-9	1-3	0-0	2/4	6	2	9	1	1	0	0	26
Mike Liabo, g	4-9	3-6	1-2	0/4	4	2	12	2	2	0	0	29
DeMarc Richardson, g	0-1	0-0	0-0	0/0	0	1	0	1	0	0	0	14
Tobias Dowdell	0-0	0-0	0-0	0/0	0	0	0	0	0	0	0	1
Dee Oldham	4-9	0-3	5-5	2/5	7	1	13	1	2	0	1	25
Bobby Jones	0-0	0-0	0-0	0/0	0	0	0	0	1	0	0	3
Justin Childs	1-4	0-1	3-4	0/5	5	2	5	0	0	0	1	22
Marshun Newell	5-9	3-4	5-7	1/3	4	0	18	3	1	0	3	28
Javier Martinez	2-5	0-0	0-0	3/1	4	2	4	0	1	2	0	12
TEAM				0/2	2							
Totals.....	26-62	8-19	19-24	11/30	41	13	79	8	11	4	9	200
SEMO (13-13, 4-8)	FG	3P	FT	O/D	REB	F	PTS	A	TO	B	S	M
Jarekious Bradley, f	1-2	0-0	0-0	0/0	0	0	2	0	0	0	0	5
Tyler Stone, f	9-11	0-0	3-6	4/12	16	2	21	2	1	4	1	39
Josh Langford, g	6-11	1-1	1-2	1/4	5	4	14	0	1	0	2	30
Lucas Nutt, g	1-6	1-3	2-2	0/6	6	3	5	4	3	0	1	30
Darrian Gray, g	3-12	2-8	0-0	1/0	1	3	8	3	3	0	0	28
Nino Johnson	1-1	0-0	3-4	1/1	2	0	5	0	1	1	0	13
Paul McRoberts	2-4	1-3	1-2	0/1	1	5	6	2	1	0	2	17
Antionius Cleveland	3-7	0-2	1-3	0/2	2	4	7	1	3	0	1	17
Jamaal Calvin	1-7	0-4	0-0	0/0	0	0	2	3	1	0	1	14
Will Holifield	0-1	0-1	0-0	0/0	0	0	0	0	0	0	0	7
TEAM				3/2	5							
Totals.....	27-62	5-22	11-19	10/28	38	21	70	15	14	5	8	200
By Periods	1	2	Final									
UT Martin	33	46	79									
Southeast Missouri	30	40	70									

FG Percentage: UTM 41.9, SEMO 43.5 3-Point FG Percentage: UTM 42.1, SEMO 22.7
 FT Percentage: UTM 79.2, SEMO 57.9 Attendance: 2,548

Game #27 - Southeast Missouri 87, Jacksonville State 70
February 20, 2014 • Show Me Center • Cape Girardeau, Mo.

JSU (10-19, 4-10)	FG	3P	FT	O/D	REB	F	PTS	A	TO	B	S	M
DJ Felder, f	5-7	0-1	2-2	2/2	4	0	12	0	0	0	0	19
Jamal Hunter, c	0-0	0-0	0-0	0/0	0	3	0	0	0	1	0	15
Avery Moore, g	4-12	3-9	2-3	0/1	1	3	13	0	0	0	0	20
Undra Mitchem, g	1-6	1-3	0-0	0/1	1	1	3	0	2	0	3	18
Grant White, g	1-2	0-1	1-2	0/0	0	1	3	3	1	0	0	14
Joe Kuligowski	3-5	1-2	0-3	4/4	8	3	7	1	1	0	0	26
Darion Rackley	6-15	4-9	11-14	3/0	3	3	27	1	3	0	1	28
Giovanni Smith	0-3	0-3	0-0	0/2	2	1	0	0	0	0	0	13
Brian Williams	1-7	0-2	0-0	0/4	4	2	2	5	1	0	0	27
Michael Louder	0-0	0-0	0-0	0/0	0	0	0	0	0	0	0	3
Nick Cook	1-2	0-0	1-2	2/3	5	5	3	0	1	1	0	17
TEAM				2/4	6							
Totals.....	22-59	9-30	17-26	13/21	34	22	70	10	9	2	4	200
SEMO (14-13, 5-8)	FG	3P	FT	O/D	REB	F	PTS	A	TO	B	S	M
Nino Johnson, f	4-6	0-0	6-8	3/7	10	4	14	1	1	0	0	26
Tyler Stone, f	11-17	0-0	6-9	3/6	9	0	28	1	1	2	0	34
Josh Langford, g	1-2	0-0	0-0	0/0	0	4	2	0	2	0	0	7
Lucas Nutt, g	1-4	0-2	2-2	1/6	7	2	4	8	1	0	0	28
Darrian Gray, g	0-1	0-1	0-0	1/2	3	1	0	3	0	0	0	19
Paul McRoberts	6-8	1-2	1-2	2/1	3	3	14	3	1	0	1	25
C.J. Reese	1-3	0-0	0-1	0/1	1	2	2	0	1	0	0	12
Antionius Cleveland	3-6	0-0	0-0	1/0	1	2	6	1	2	0	0	16
Kyle Stroder	0-0	0-0	0-0	0/0	0	0	0	0	0	0	0	1
Jarekious Bradley	7-14	1-3	0-0	1/2	3	2	15	1	0	0	2	28
Will Holifield	0-0	0-0	0-0	0/0	0	0	0	0	1	0	0	2
Caleb Woods	1-1	0-0	0-0	0/0	0	0	2	0	0	0	0	2
TEAM				0/3	3							
Totals.....	35-62	2-8	15-22	12/28	40	20	87	18	10	2	3	200
By Periods	1	2	Final									
Jacksonville State	38	32	70									
Southeast Missouri	48	39	87									

FG Percentage: JSU 37.3, SEMO 56.5 3-Point FG Percentage: JSU 30.0, SEMO 25.0
 FT Percentage: JSU 65.4, SEMO 68.2 Attendance: 1,568

Game #28 - Southeast Missouri 77, UT Martin 74
February 22, 2014 • Elam Center • Martin, Tenn.

SEMO (15-13, 6-8)	FG	3P	FT	O/D	REB	F	PTS	A	TO	B	S	M
Josh Langford, g	1-1	0-0	1-2	2/1	3	2	3	2	2	0	0	20
Nino Johnson, f	4-4	0-0	5-9	1/7	8	5	13	2	3	0	2	27
Lucas Nutt, g	0-6	0-2	4-4	0/2	2	3	4	5	1	0	2	31
Darrian Gray, g	2-7	0-4	5-6	1/3	4	1	9	3	1	0	1	27
Tyler Stone, f	5-11	0-0	2-4	1/10	11	3	12	1	1	1	1	33
C.J. Reese	0-0	0-0	0-0	0/0	0	2	0	1	1	0	0	7
Antionius Cleveland	5-8	2-3	2-3	2/0	2	1	14	0	1	1	1	20
Jamaal Calvin	0-0	0-0	0-0	0/0	0	0	0	0	0	0	0	2
Jarekious Bradley	8-15	1-7	5-7	4/4	8	3	22	1	2	1	2	33
TEAM				1/0	1							
Totals.....	25-52	3-16	24-35	12/27	39	20	77	15	12	3	9	200
UTM (8-21, 3-11)	FG	3P	FT	O/D	REB	F	PTS	A	TO	B	S	M
Dee Oldham, *	7-14	2-6	3-3	1/0	1	3	19	1	0	0	1	31
Terence Smith, *	8-10	5-7	2-2	0/5	5	4	23	2	0	0	2	30
DeMarc Richardson, *0-1	0-0	0-0	0/0	0/0	0	0	0	3	2	0	0	16
Myles Taylor, *	1-4	0-0	3-5	1/4	5	3	5	1	4	1	1	29
Javier Martinez, *	1-1	0-0	0-0	0/2	2	4	2	0	0	0	0	9
Tobias Dowdell	0-1	0-0	0-0	1/0	1	0	0	0	0	0	0	6
Khristian Taylor	0-0	0-0	0-0	0/0	0	1	0	0	0	0	0	1
Bobby Jones	0-0	0-0	0-2	0/0	0	0	0	0	0	0	0	2
Chandler Rowe	0-0	0-0	0-0	0/0	0	2	0	0	0	0	0	2
Mike Liabo	2-8	1-5	2-2	0/1	1	0	7	0	0	0	1	18
Justin Childs	1-3	0-1	0-0	0/4	4	1	2	2	1	0	1	25
Marshun Newell	7-13	1-4	1-2	0/1	1	1	16	3	2	0	1	27
Pierre Mopo	0-0	0-0	0-0	0/1	1	3	0	0	0	0	0	4
TEAM				1/3	4							
Totals.....	27-55	9-23	11-16	4/21	25	22	74	12	9	1	7	200
By Periods	1	2	Final									
Southeast Missouri	35	42	77									
UT Martin	28	46	74									

FG Percentage: SEMO 48.1, UTM 49.1 3-Point FG Percentage: SEMO 18.8, UTM 39.1
 FT Percentage: SEMO 68.6, UTM 68.8 Attendance: 2,977

SOUTHEAST MISSOURI STATE UNIVERSITY

Game #29 - Southeast Missouri 83, Austin Peay 80 February 27, 2014 • Show Me Center • Cape Girardeau, Mo.

APSU (11-18, 5-10)	FG	3P	FT	O/D	REB	F	PTS	A	TO	B	S	M
Will Triggs, f	6-8	0-0	3-7	0/4	4	3	15	3	2	0	2	31
Ed Dyson, f	6-10	3-4	5-6	0/6	6	3	20	2	0	0	2	36
Chris Horton, c	3-9	0-0	0-0	5/8	13	1	6	1	2	2	0	35
Fred Garmon, g	1-2	1-1	0-0	0/3	3	4	3	3	4	0	2	24
Travis Betran, g	7-17	3-7	11-12	1/1	2	1	28	5	5	0	2	40
Zavion Williams	0-1	0-0	0-0	0/0	0	3	0	0	0	0	0	4
Chris Freeman	2-2	0-0	0-0	2/1	3	1	4	1	2	0	0	10
Cory Arentsen	0-2	0-1	0-0	0/0	0	1	0	0	0	0	0	4
Preston Herring	0-1	0-0	0-0	0/0	0	1	0	0	0	0	0	3
Damarius Smith	2-8	0-2	0-1	0/0	0	0	4	1	3	0	1	12
Sergine Mboup	0-1	0-0	0-0	1/0	1	0	0	0	0	0	0	1
TEAM				2/0	2							
Totals.....	27-61	7-15	19-26	11/23	34	18	80	16	18	2	9	200
SEMO (16-13, 7-8)	FG	3P	FT	O/D	REB	F	PTS	A	TO	B	S	M
Nino Johnson, f	5-6	0-0	4-5	1/5	6	4	14	0	3	1	3	32
Tyler Stone, f	8-13	0-0	4-7	3/8	11	2	20	5	5	1	2	33
Josh Langford, g	5-6	0-1	1-1	0/0	0	4	11	1	1	0	1	16
Lucas Nutt, g	0-2	0-1	0-2	0/0	0	4	0	6	2	0	2	26
Darrian Gray, g	2-4	0-1	0-0	1/2	3	0	4	0	2	0	0	16
Antoniuss Cleveland	5-5	1-1	1-2	1/5	6	1	12	3	3	2	0	25
Jamaal Calvin	2-3	1-2	1-2	0/1	1	1	6	5	0	0	0	15
Jarekious Bradley	6-16	1-6	3-4	1/4	5	2	16	2	0	2	2	37
TEAM				0/1	1							
Totals.....	33-55	3-12	14-23	7/26	33	18	83	22	16	6	10	200
By Periods	1	2	Final									
Austin Peay	34	46	80									
Southeast Missouri	40	43	83									

FG Percentage: APSU 44.3, SEMO 60.0 3-Point FG Percentage: APSU 46.7, SEMO 25.0

FT Percentage: APSU 73.1, SEMO 60.9 Attendance: 1,796

Game #30 - Southeast Missouri 118, Murray State 115^{20T} March 1, 2014 • Show Me Center • Cape Girardeau, Mo.

MUR (18-10, 13-3)	FG	3P	FT	O/D	REB	F	PTS	A	TO	B	S	M
Jonathan Fairell, f	2-3	0-0	0-0	0/4	4	5	4	0	2	1	0	25
Jarvis Williams, f	8-12	0-0	9-10	6/9	15	2	25	1	1	0	1	49
Cameron Payne, g	8-21	4-10	5-8	0/1	1	4	25	6	2	0	0	43
Dexter Fields, g	4-9	4-7	3-4	1/3	4	3	15	1	0	0	4	42
Jeffery Moss, g	6-14	3-7	7-9	1/0	1	1	22	4	1	0	0	48
C.J. Ford	0-0	0-0	0-0	0/0	0	2	0	0	0	0	0	1
Tyler Rambo	0-1	0-0	0-0	0/0	0	1	0	0	1	0	0	6
T.J. Sapp	7-13	3-6	7-8	2/6	8	4	24	4	3	0	2	36
TEAM				0/1	1							
Totals.....	35-73	14-30	31-39	10/24	34	22	115	16	10	1	7	249
SEMO (17-13, 8-8)	FG	3P	FT	O/D	REB	F	PTS	A	TO	B	S	M
Nino Johnson, f	5-9	0-1	2-2	3/4	7	4	12	1	1	0	1	31
Tyler Stone, f	6-13	2-5	3-4	2/12	14	4	17	4	2	1	2	46
Josh Langford, g	7-9	0-0	3-3	2/3	5	5	17	1	1	0	0	37
Lucas Nutt, g	3-6	2-3	2-2	0/3	3	5	10	8	3	0	0	29
Darrian Gray, g	0-1	0-0	0-0	0/1	1	0	0	1	0	1	0	10
Antoniuss Cleveland	9-14	1-2	2-4	1/3	4	4	21	3	2	0	1	38
Jamaal Calvin	4-7	3-5	6-7	0/0	0	1	17	3	1	0	1	23
Jarekious Bradley	10-19	0-5	4-7	4/6	10	1	24	2	2	0	2	34
TEAM				1/1	2							
Totals.....	44-78	8-21	22-29	13/33	46	24	118	23	12	2	7	249
By Periods	1	2	OT1	OT2	Final							
Murray State	46	46	13	10	115							
Southeast Missouri	52	40	13	13	118							

FG Percentage: MUR 47.9, SEMO 56.4 3-Point FG Percentage: MUR 46.7, SEMO 38.1

FT Percentage: MUR 79.5, SEMO 75.9 Attendance: 3,607

Game #31 - Southeast Missouri 79, Eastern Illinois 61 March 5, 2014 • Municipal Auditorium • Nashville, Tenn.

EIU (11-19)	FG	3P	FT	O/D	REB	F	PTS	A	TO	B	S	M
Reggie Smith, *	5-10	3-6	1-3	1/0	1	1	14	5	3	0	1	35
Sherman Blanford, *	7-19	0-1	8-10	4/4	8	3	22	2	1	0	3	28
Dylan Chatman, *	2-3	2-3	0-1	0/1	1	2	6	2	2	1	1	35
Chris Olivier, *	8-16	0-0	3-5	3/4	7	4	19	0	2	4	1	30
Josh Piper, *	0-6	0-3	0-0	3/1	4	3	0	3	1	0	0	19
Zach Dickerson	0-1	0-1	0-0	0/1	1	1	0	2	0	0	0	17
Aaron Siler	0-0	0-0	0-0	0/0	0	0	0	0	0	0	0	0+
Anthony Johnson	0-1	0-1	0-0	0/1	1	0	0	0	0	0	0	1
Keenen Anderson	0-0	0-0	0-0	0/0	0	5	0	0	2	0	0	3
Jake Verhagen	0-0	0-0	0-0	0/0	0	0	0	0	0	0	0	3
Alex Austin	0-3	0-2	0-0	0/3	3	2	0	1	0	0	1	17
Luke Piotrowski	0-0	0-0	0-0	0/2	2	0	0	0	0	1	0	10
Mat Piotrowski	0-0	0-0	0-0	0/0	0	0	0	0	0	0	0	2
TEAM				5/2	7							
Totals.....	22-59	5-17	12-19	16/19	35	21	61	15	13	6	7	200
SEMO (18-13)	FG	3P	FT	O/D	REB	F	PTS	A	TO	B	S	M
Josh Langford, g	1-1	0-0	0-2	2/1	3	5	2	0	2	0	0	17
Nino Johnson, f	5-10	0-0	2-4	3/5	8	3	12	2	1	3	0	30
Lucas Nutt, g	2-4	0-0	0-1	0/0	0	2	4	10	3	0	1	28
Darrian Gray, g	4-5	2-2	0-0	1/5	6	1	10	4	1	0	0	30
Tyler Stone, f	11-17	3-4	2-2	4/7	11	2	27	1	1	3	1	35
C.J. Reese	0-1	0-0	0-0	0/0	0	0	0	0	0	0	0	2
Antoniuss Cleveland	5-11	1-1	4-5	1/2	3	2	15	3	2	0	3	29
Kyle Stroder	0-1	0-0	0-0	1/0	1	0	0	0	0	0	0	1
Jamaal Calvin	0-2	0-1	0-0	0/1	1	0	0	1	1	0	0	12
Jarekious Bradley	3-8	2-5	1-4	0/4	4	5	9	1	2	0	0	14
Will Holifield	0-1	0-1	0-0	0/0	0	0	0	0	0	0	0	1
Caleb Woods	0-1	0-0	0-0	0/0	0	0	0	0	0	0	0	1
TEAM				4/1	5							
Totals.....	31-62	8-14	9-18	16/26	42	20	79	22	13	6	5	200
By Periods	1	2	Final									
Eastern Illinois	27	34	61									
Southeast Missouri	39	40	79									

FG Percentage: EIU 37.3, SEMO 50.0 3-Point FG Percentage: EIU 29.4, SEMO 57.1

FT Percentage: EIU 63.2, SEMO 50.0 Attendance: 1,123

Game #32 - Eastern Kentucky 84, Southeast Missouri 76 March 6, 2014 • Municipal Auditorium • Cape Girardeau, Mo.

SEMO (18-14)	FG	3P	FT	O/D	REB	F	PTS	A	TO	B	S	M
Josh Langford, g	0-1	0-0	0-2	0/0	0	2	0	0	0	0	0	7
Nino Johnson, f	2-4	0-0	6-9	4/7	11	3	10	2	3	2	2	32
Lucas Nutt, g	3-4	0-0	0-0	1/0	1	2	6	3	2	0	0	26
Darrian Gray, g	0-2	0-1	0-0	0/2	2	1	0	1	2	1	0	9
Tyler Stone, f	7-11	2-5	1-2	2/4	6	5	17	0	2	1	1	34
C.J. Reese	0-0	0-0	0-0	0/0	0	1	0	4	0	0	0	3
Antoniuss Cleveland	2-3	0-0	4-6	2/2	4	3	8	2	2	1	2	28
Jamaal Calvin	4-10	4-7	5-6	1/1	2	2	17	2	2	0	0	26
Jarekious Bradley	6-16	4-9	2-2	0/2	2	4	18	2	0	2	3	35
TEAM				2/1	3							
Totals.....	24-51	10-22	18-27	12/19	31	23	76	16	13	7	8	200
EKU (22-9)	FG	3P	FT	O/D	REB	F	PTS	A	TO	B	S	M
Glenn Cosey, *	4-12	2-7	5-6	0/2	2	3	15	2	5	0	2	35
Corey Walden, *	6-8	2-3	3-3	1/4	5	4	17	1	0	0	3	33
Marcus Lewis, *	4-9	0-1	1-2	0/1	1	2	9	3	2	2	0	27
Tarius Johnson, *	2-6	1-3	7-11	2/5	7	4	12	0	1	0	1	32
Eric Stutz, *	2-4	0-0	4-6	2/4	6	4	8	1	1	0	1	17
Isaac McGlone	1-1	0-0	4-4	0/1	1	2	6	0	0	0	1	12
Orlando Williams	4-4	4-4	2-2	0/2	2	1	14	1	2	0	1	15
Timmy Knipp	1-2	1-2	0-0	0/0	0	0	3	0	0	0	0	6
Jeff Johnson	0-0	0-0	0-0	1/1	2	1	0	3	0	0	0	19
Deverin Muff	0-0	0-0	0-0	0/0	0	0	0	0	0	0	0	4
TEAM				0/1	1							
Totals.....	24-46	10-20	26-34	6/21	27	21	84	11	12	2	9	200
By Periods	1	2	Final									
Southeast Missouri	25	51	76									
Eastern Kentucky	39	45	84									

FG Percentage: SEMO 47.1, EKU 52.2 3-Point FG Percentage: SEMO 45.5, EKU 50.0

FT Percentage: SEMO 66.7, EKU 76.5 Attendance: 1,323

OPPONENTS



Southeast Missouri will play an attractive 2014-15 schedule that includes dates with three SEC opponents, regional-rival Southern Illinois and in-state foes Missouri and Missouri State.



SOUTHEAST MISSOURI STATE UNIVERSITY

Loyola Marymount

Nov. 14 • 8 p.m., CT
Los Angeles, Calif.



Location Los Angeles, Calif.
Founded 1911
Enrollment 9,369
Colors Crimson & Navy
Nickname Lions
Conference West Coast
Arena Gersten Pavilion (4,156)
President David Burcham
Athletics Director Dr. William Husak
SID John Shaffer
Office Phone (310) 338-7643
Cell Phone N/A
Email jshaffer@lmu.edu
Fax (310) 338-2703
Press Row (310) 258-8733
Website LMULions.com
Head Coach Mike Dunlap
Alma Mater LMU, 1980
Career Record 328-105 (14)
School Record First Season
2013-14 Record 13-19
Conference Record/Finish 4-14/10
Starters Returning/Lost 1/4
Lettermen Returning/Lost 2/7

LMULions.com

Loyola Marymount Schedule

November

14 Southeast Missouri
20 at Arizona State
23 San Diego Christian
26 UC Riverside
29 UC Irvine

December

3 at USC
13 at Northern Arizona
17 at Stanford
22 vs. Wichita State
23 at Diamond Head Classic
25 at Diamond Head Classic
29 Pepperdine

January

1 Pacific
3 Saint Mary's
8 at San Diego
10 at BYU
15 Portland
17 Gonzaga
22 at Santa Clara
24 at San Francisco
29 at Saint Mary's
31 at Pacific

February

5 San Diego
7 BYU
12 at Gonzaga
14 at Portland
19 San Francisco
21 Santa Clara
28 at Pepperdine

March

5 West Coast Conf. Tourney

San Diego

Nov. 15 • 4:30 p.m., CT
Los Angeles, Calif.



Location San Diego, Calif.
Founded 1949
Enrollment 8,200
Colors Torero Blue, Navy & White
Nickname Toreros
Conference West Coast
Arena Jenny Craig Pavilion (5,100)
President Dr. Mary E. Lyons
Athletics Director Ky Snyder
SID Ted Gosen
Office Phone (619) 260-4745
Cell Phone (619) 954-2807
Email tgosen@sandiego.edu
Fax (619) 260-2990
Press Row (619) 767-3928
Website USDToreros.com
Head Coach Bill Grier
Alma Mater Oregon, 1990
Career Record 102-128 (7)
School Record Same
2013-14 Record 18-17
Conference Record/Finish 7-11/6
Starters Returning/Lost 4/1
Lettermen Returning/Lost 9/1

USDToreros.com

San Diego Schedule

November

14 vs. Boise State
15 vs. Southeast Missouri
19 Florida A&M
24 vs. Western Michigan
27 vs. Xavier
28 vs. Princeton/UTEP
30 vs. TBA

December

4 at San Diego State
7 at UCLA
11 at UC Santa Barbara
13 New Orleans
21 San Diego Christian
27 Portland
29 Gonzaga

January

1 at San Francisco
3 at Santa Clara
8 Loyola Marymount
10 Pepperdine
15 at Saint Mary's
17 at Pacific
24 BYU
29 Santa Clara
31 San Francisco

February

5 at Loyola Marymount
7 at Pepperdine
12 Pacific
14 Saint Mary's
19 at BYU
26 at Gonzaga
28 at Portland

March

5 West Coast Conf. Tourney

Hannibal-LaGrange

Nov. 18 • 7 p.m., CT
Cape Girardeau, Mo.



Location Hannibal, Mo.
Founded 1958
Enrollment 1,191
Colors Scarlet & Blue
Nickname Trojans
Conference American Midwest
Arena Mabey Sports Complex
President Dr. Anthony Allen
Athletics Director Jason Nichols
SID Jordan Argo
Office Phone (573) 629-3227
Cell Phone N/A
Email jordan.argo@hl.edu
Fax N/A
Press Row (573) 629-3210
Website HLGTrojans.com
Head Coach Jason Durst
Alma Mater Culver-Stockton
Career Record 89-176 (9)
School Record Same
2013-14 Record 4-25
Conference Record 4-16
Starters Returning/Lost N/A
Lettermen Returning/Lost N/A

HLGTrojans.com

Hannibal-LaGrange Schedule

November

3 Culver-Stockton
5 at Missouri Valley College
14 vs. Arizona Christian
15 at Hope International
18 at Southeast Missouri
20 Columbia College
22 at Missouri Baptist
25 at Culver-Stockton
29 at Quincy (Ill.)

December

1 at Missouri Western State
4 at William Woods
6 Benedictine
13 Williams Baptist
31 at Truman State

January

3 at Freed-Hardeman
8 Lindenwood-Belleville
10 at Harris-Stowe
15 at Saint Louis Coll. of Pharmacy
17 Park University
19 Lyon College
22 at Columbia College
24 Missouri Baptist
29 William Woods
31 at Benedictine

February

7 Williams Baptist
12 Lyon College
14 Freed-Hardeman
19 at Lindenwood-Belleville
21 Harris-Stowe
26 Saint Louis Coll. of Pharmacy
28 at Park University

March

3 AMC Tournament

Central Arkansas

Nov. 22 • 3 p.m., CT
Conway, Ark.



Location Conway, Ark.
Founded 1907
Enrollment 11,900
Colors Purple & Gray
Nickname Bears
Conference Southland
Arena Farris Center (5,000)
President Tom Courtway
Athletics Director Dr. Brad Teague
SID Steve East
Office Phone (501) 450-5743
Cell Phone (501) 339-8215
Email seast@uca.edu
Fax (501) 450-3150
Press Row (501) 852-2673
Website UCASports.com
Head Coach Russ Pennell
Alma Mater Central Arkansas, 1984
Career Record 112-73 (6)
School Record First Season
2013-14 Record 8-21
Conference Record/Finish 5-13/11
Starters Returning/Lost 0/5
Lettermen Returning/Lost 1/11

UCASports.com

Central Arkansas Schedule

November

14 at Creighton
16 at Nebraska Omaha
18 at Nebraska
22 Southeast Missouri
25 at Charleston Southern
29 at Arkansas-Little Rock

December

1 Arkansas State
6 at Troy
17 at New Mexico
21 Coastal Carolina
29 Morehead State

January

3 at Abilene Christian
6 Texas A&M-Corpus Christi
10 at Lamar
13 Stephen F. Austin
19 at Houston Baptist
24 Nicholls State
26 at New Orleans

February

3 Northwestern State
7 New Orleans
10 at Southeastern Louisiana
13 Incarnate Word
16 at Northwestern State
21 Sam Houston State
24 McNeese State
28 Southeastern Louisiana

March

2 at Sam Houston State
5 at Nicholls State
8 at McNeese State
11 Southland Conference Tourney

2014-15 Opponents

Bowling Green

Nov. 25 • 6 p.m., CT
Bowling Green, Ohio



Location Bowling Green, Ohio
Founded 1910
Enrollment 16,566
Colors Orange & Brown
Nickname Falcons
Conference Mid-American
Arena Stroh Center (4,280)
President Dr. Mary Ellen Mazey
Athletics Director Chris Kingston
SID Kevin Davis
Office Phone (419) 372-7077
Cell Phone (419) 372-7077
Email daviskl@bgsu.edu
Fax N/A
Press Row N/A
Website BGSUFalcons.com
Head Coach Chris Jans
Alma Mater Loras College, 1991
Career Record 159-45 (6)
School Record First Season
2013-14 Record 12-20
Conference Record/Finish 6-12/6
Starters Returning/Lost 4/1
Lettermen Returning/Lost 9/2

BGSUFalcons.com

Bowling Green Schedule

November
15 at Drake
19 Wright State
25 Southeast Missouri
30 at Detroit
December
3 at Western Kentucky
6 Alabama A&M
9 at Dayton
13 Cleveland State
21 Ferris State
28 at South Florida
January
3 Chicago State
7 at Kent State
10 Ohio
14 at Akron
17 Ball State
21 Eastern Michigan
24 at Toledo
27 Northern Illinois
31 Akron
February
4 at Central Michigan
7 at Northern Illinois
10 Western Michigan
14 at Ball State
18 Miami (Ohio)
21 Buffalo
24 at Ohio
28 at Miami (Ohio)
March
3 Kent State
6 at Buffalo
9 MAC Tournament

Alabama A&M

Nov. 29 • 6 p.m., CT
Cape Girardeau, Mo.



Location Huntsville (Normal), Ala.
Founded 1875
Enrollment 6,000
Colors Maroon & White
Nickname Bulldogs
Conference Southwestern Athletic
Arena T.M. Elmore Gymnasium
President Dr. Andrew Hugine, Jr.
Athletics Director Bryan Hicks
SID Oralia Washington
Office Phone (256) 372-4550
Cell Phone N/A
Email aamusi@yahoo.com
Fax N/A
Press Row N/A
Website AAMUSports.com
Head Coach Willie Hayes
Alma Mater Alabama A&M, 1980
Career Record 43-71
School Record Same
2013-14 Record 14-16
Conference Record/Finish 10-8/5th
Starters Returning/Lost 0/5
Lettermen Returning/Lost 7/6

AAMUSports.com

Alabama A&M Schedule

November
14 at Dayton
18 at Georgia Tech
22 Oakwood University
25 Jacksonville State
29 at Southeast Missouri
December
6 at Bowling Green
14 at Virginia Tech
19 at Marquette
22 at Western Michigan
30 at Murray State
January
3 Jackson State
5 Grambling State
10 at Mississippi Valley State
12 at Arkansas-Pine Bluff
17 Alabama State
24 Southern
26 Alcorn State
31 at Prairie View A&M
February
2 at Texas Southern
7 Mississippi Valley State
9 Arkansas Pine-Bluff
14 at Alabama State
21 at Southern
23 at Alcorn State
28 Prairie View A&M
March
2 Texas Southern
5 at Jackson State
7 at Grambling State
10 SWAC Tournament

Missouri

Dec. 2 • 7 p.m., CT
Columbia, Mo.



Location Columbia, Mo.
Founded 1839
Enrollment 34,658
Colors Old Gold & Black
Nickname Tigers
Conference Southeastern
Arena Mizzou Arena (15,061)
President Tim Wolfe
Athletics Director Mike Alden
SID David Reiter
Office Phone (573) 884-2437
Cell Phone (573) 424-8740
Email reiterd@missouri.edu
Fax (573) 882-4720
Press Row (573) 882-1442
Website MUTigers.com
Head Coach Kim Anderson
Alma Mater Missouri, 1979 & 1981
Career Record 274-95 (12)
School Record First Season
2013-14 Record 23-12
Conference Record/Finish 9-9/t6
Starters Returning/Lost 2/3
Lettermen Returning/Lost 4/7

MUTigers.com

Missouri Schedule

November
14 UMKC
16 Valparaiso
19 Oral Roberts
24 vs. Arizona
25 vs. Kansas State/Purdue
26 vs. TBA
December
2 Southeast Missouri
5 at Oklahoma
11 Elon
13 Xavier
20 vs. Illinois
30 vs. Oklahoma State
January
3 Lipscomb
8 LSU
10 at Auburn
13 at Kentucky
17 Tennessee
21 at Texas A&M
24 Arkansas
29 Kentucky
31 Ole Miss
February
4 at Alabama
7 Texas A&M
10 at South Carolina
14 Mississippi State
18 at Arkansas
21 at Vanderbilt
24 Florida
28 at Georgia
March
3 Auburn
7 at Mississippi State
11 SEC Tournament

Southeastern Louisiana

Dec. 6 • 6 p.m., CT
Cape Girardeau, Mo.



Location Hammond, La.
Founded 1925
Enrollment 15,000
Colors Green & Gold
Nickname Lions
Conference Southland
Arena University Center (7,500)
President Dr. John L. Crain
Athletics Director Jay Artigues
SID Damon Sunde
Office Phone (985) 549-3774
Cell Phone (225) 938-5987
Email damon.sunde@southeastern.edu
Fax N/A
Press Row (985) 549-2326
Website LionSports.net
Head Coach Jay Ladner
Alma Mater Southern Miss, 1988
Career Record First Season
School Record First Season
2013-14 Record 12-18
Conference Record/Finish 7-11/10
Starters Returning/Lost 2/3
Lettermen Returning/Lost 4/8

LionSports.net

Southeastern Louisiana Schedule

November
14 at Oklahoma State
16 at Oklahoma
20 at Tennessee Tech
22 at Western Illinois
26 Tennessee Tech
28 at Tulane
29 vs. Langston
December
2 at Gonzaga
6 at Southeast Missouri
16 at UTEP
19 Winthrop
22 at Central Florida
23 at South Florida
29 Dillard
January
5 at Stephen F. Austin
10 Houston Baptist
12 Sam Houston State
17 at Incarnate Word
19 at Lamar
26 Texas A&M-Corpus Christi
31 Northwestern State
February
2 McNeese State
7 at Abilene Christian
10 Central Arkansas
14 at Nicholls State
16 at McNeese State
21 Abilene Christian
23 New Orleans
28 at Central Arkansas
March
2 at Northwestern State
5 at New Orleans
7 Nicholls State
11 Southland Conference Tourney

2014-15 Opponents

SOUTHEAST MISSOURI STATE UNIVERSITY

Southern Illinois

Dec. 10 • 7 p.m., CT
Cape Girardeau, Mo.



Location Carbondale, Ill.
Founded 1869
Enrollment 17,964
Colors Maroon & White
Nickname Salukis
Conference Missouri Valley
Arena SIU Arena (8,339)
Chancellor TBA
Athletics Director Mario Moccia
SID Tom Weber
Office Phone (618) 453-7236
Cell Phone (618) 528-1111
Email tomweber@siu.edu
Fax (618) 453-2648
Press Row (618) 453-7236
Website SIUSalukis.com
Head Coach Barry Hinson
Alma Mater Oklahoma State, 1983
Career Record 233-176 (12)
School Record 28-36 (2)
2013-14 Record 14-19
Conference Record/Finish 9-9/t4
Starters Returning/Lost 2/3
Lettermen Returning/Lost 6/6

SIUSalukis.com

Southern Illinois Schedule

November
15 at Saint Louis
18 at Tennessee State
21 at Kent State
22 vs. Yale
23 vs. Illinois-Chicago
29 Olivet Nazarene
December
3 at SIU Edwardsville
6 Austin Peay
10 at Southeast Missouri
14 Chicago State
16 Tennessee State
19 New Orleans
22 Murray State
31 Missouri State
January
3 at Bradley
7 at Northern Iowa
10 Indiana State
14 at Wichita State
18 Loyola
21 Bradley
24 at Evansville
28 Northern Iowa
31 at Missouri State
February
4 at Drake
7 Illinois State
11 at Loyola
14 Evansville
17 Wichita State
21 at Indiana State
25 at Illinois State
28 Drake
March
5 MVC Tournament

Missouri State

Dec. 13 • 6 p.m., CT
Cape Girardeau, Mo.



Location Springfield, Mo.
Founded 1905
Enrollment 23,838
Colors Maroon & White
Nickname Bears
Conference Missouri Valley
Arena JQH Arena (11,000)
President Clifton M. Smart III
Athletics Director Kyle Moats
SID Rick Kindhart
Office Phone (417) 836-4585
Cell Phone (417) 849-5865
Email rkindhart@missouristate.edu
Fax N/A
Press Row (417) 836-8145
Website MissouriStateBears.com
Head Coach Paul Lusk
Alma Mater Southern Illinois, 1995
Career Record 49-74 (4)
School Record 47-51 (3)
2013-14 Record 20-13
Conference Record/Finish 9-9/t4
Starters Returning/Lost 4/2
Lettermen Returning/Lost 7/7

MissouriStateBears.com

Missouri State Schedule

November
14 Eastern Illinois
19 Avila
22 at Texas Tech
27 vs. Colorado State
28 vs. Pacific/Alaska-Anchorage
29 vs. TBA
December
4 Arkansas-Little Rock
7 at Oral Roberts
13 at Southeast Missouri
17 at Tulsa
20 Eastern Michigan
22 Oral Roberts
31 at Southern Illinois
January
3 Drake
7 at Indiana State
11 Illinois State
14 Evansville
18 at Northern Iowa
21 Wichita State
24 at Bradley
28 at Illinois State
31 Southern Illinois
February
4 Loyola
7 at Wichita State
10 at Evansville
15 Northern Iowa
18 Indiana State
22 at Drake
25 Bradley
28 at Loyola
March
5 MVC Tournament

Arkansas

Dec. 20 • 7:30 p.m., CT
Little Rock, Ark.



Location Fayetteville, Ark.
Founded 1871
Enrollment 26,300
Colors Cardinal & White
Nickname Razorbacks
Conference Southeastern
Arena Bud Walton Arena (19,200)
President Dr. Donald R. Bobbitt
Athletics Director Jeff Long
SID Patrick Pierson
Office Phone (479) 575-2752
Cell Phone (479) 387-8569
Email pspierse@uark.edu
Fax (479) 575-7481
Press Row (479) 575-6622
Website ArkansasRazorbacks.com
Head Coach Mike Anderson
Alma Mater Tulsa, 1982
Career Record 259-137 (12)
School Record 59-39 (3)
2013-14 Record 22-12
Conference Record/Finish 10-8/5
Starters Returning/Lost 4/1
Lettermen Returning/Lost 8/6

ArkansasRazorbacks.com

Arkansas Schedule

November
16 Alabama State
19 Wake Forest
21 Delaware State
25 at SMU
28 North Texas
30 Iona
December
4 at Iowa State
7 at Clemson
13 Dayton
20 Southeast Missouri
22 Wisconsin-Milwaukee
28 Northwestern State
January
3 Utah Valley
6 at Georgia
10 Vanderbilt
13 at Tennessee
17 Ole Miss
22 Alabama
24 at Missouri
27 Tennessee
31 at Florida
February
3 South Carolina
7 Mississippi State
10 at Auburn
14 at Ole Miss
18 Missouri
21 at Mississippi State
24 Texas A&M
28 at Kentucky
March
5 at South Carolina
7 LSU
11 SEC Tournament

Ole Miss

Dec. 22 • 7 p.m., CT
Southaven, Miss.



Location Oxford, Miss.
Founded 1848
Enrollment 22,286
Colors Cardinal Red & Navy Blue
Nickname Rebels
Conference Southeastern
Arena C.M. "Tad" Smith Coliseum (8,867)
Chancellor Dr. Daniel W. Jones
Athletics Director Ross Bjork
SID Daniel Snowden
Office Phone (662) 915-7509
Cell Phone (662) 816-7511
Email desnowde@olemiss.edu
Fax (662) 915-7006
Press Row (662) 236-1931
Website OleMissSports.com
Head Coach Andy Kennedy
Alma Mater UAB, 1991
Career Record 202-114 (8)
School Record 171-101 (7)
2013-14 Record 19-14
Conference Record/Finish 9-9/t6
Starters Returning/Lost 4/1
Lettermen Returning/Lost 8/5

OleMissSports.com

Ole Miss Schedule

November
14 Charleston Southern
17 at Troy
20 Southern
23 Northern Arizona
28 vs. Creighton
29 vs. Cincinnati/Middle Tenn.
December
4 TCU
7 at Oregon
13 Western Kentucky
18 Coastal Carolina
22 Southeast Missouri
30 at Dayton
January
3 Austin Peay
6 at Kentucky
10 South Carolina
14 LSU
17 at Arkansas
20 at Georgia
24 Florida
28 Mississippi State
31 at Missouri
February
4 Texas A&M
7 at Auburn
12 at Florida
14 Arkansas
19 at Mississippi State
21 Tennessee
25 Georgia
28 at LSU
March
3 at Alabama
7 Vanderbilt
11 SEC Tournament

2014-15 Opponents

Harris-StoweDec. 28 • 2 p.m., CT
Cape Girardeau, Mo.

Location St. Louis, Mo.
Founded 1857
Enrollment 1,283
Colors Brown & Gold
Nickname Hornets
Conference American Midwest
Arena Emerson Performance Center
President Dr. Dwaun Warmack
Athletics Director TBA
SID Phillip Hunt
Office Phone (314) 340-5906
Cell Phone N/A
Email hunt@hssu.edu
Fax N/A
Press Row N/A
Website HornetsAthletics.com
Head Coach Phillip Hunt
Alma Mater Saint Louis, 2004
Career Record N/A
School Record N/A
2013-14 Record 6-26
Conference Record 5-15
Starters Returning/Lost N/A
Lettermen Returning/Lost N/A

Harris-Stowe Schedule**November**

- 1 Saint Francis
- 4 at Saint Louis
- 5 at Northland College
- 14 at SIU Edwardsville
- 15 at Miles College
- 20 Freed-Hardeman
- 28 at Talladega College
- 29 vs. Philander Smith College

December

- 2 Northland College
- 4 at Lindenwood-Belleville
- 18 at Saint Louis Coll. of Pharmacy
- 20 Park University
- 28 at Southeast Missouri

January

- 1 at Columbia College
- 3 at Missouri Baptist
- 6 at William Woods
- 8 at Benedictine
- 10 Hannibal-LaGrange
- 15 at Williams Baptist
- 17 at Lyon College
- 22 at Freed-Hardeman
- 24 Crowley's Ridge College
- 29 Lindenwood-Belleville

February

- 5 Saint Louis Coll. of Pharmacy
- 7 at Park University
- 12 Columbia College
- 14 Missouri Baptist
- 17 William Woods
- 19 Benedictine
- 21 at Hannibal-LaGrange
- 26 Williams Baptist

March

- 3 AMC Tournament

BelmontJan. 1 • 1 p.m., CT
Nashville, Tenn.

Location Nashville, Tenn.
Founded 1890
Enrollment 6,918
Colors Navy, Red & White
Nickname Bruins
Conference Ohio Valley
Arena Curb Event Center (5,000)
President Dr. Robert C. Fisher
Athletics Director Mike Strickland
SID Greg Sage
Office Phone (615) 460-6698
Cell Phone N/A
Email greg.sage@belmont.edu
Fax (615) 460-5584
Press Row (615) 460-8554
Website BelmontBruins.com
Head Coach Rick Byrd
Alma Mater Tennessee, 1976
Career Record 689-356 (33)
School Record 597-301 (28)
2013-14 Record -26-10
Conference Record/Finish 14-2/1
Starters Returning/Lost 2/3
Lettermen Returning/Lost 8/4

Belmont Schedule**November**

- 14 at Wright State
- 17 at Lipscomb
- 19 Trevecca Nazarene
- 22 at Western Kentucky
- 24 Lipscomb
- 26 Denver
- 29 at Ohio

December

- 2 Middle Tennessee
- 9 Evansville
- 11 Wright State
- 16 at VCU
- 20 at Fairfield
- 28 at Butler

January

- 1 Southeast Missouri
- 7 SIU Edwardsville
- 10 at Eastern Illinois
- 15 at Murray State
- 17 at Austin Peay
- 22 UT Martin
- 24 at Tennessee State
- 29 Jacksonville State
- 31 Tennessee Tech

February

- 5 at Eastern Kentucky
- 7 at Morehead State
- 11 at Jacksonville State
- 14 Morehead State
- 19 Eastern Kentucky
- 21 at Tennessee Tech
- 28 Tennessee State

March

- 4 OVC Tournament

Tennessee StateJan. 3 • 7:30 p.m., CT
Nashville, Tenn.

Location Nashville, Tenn.
Founded 1912
Enrollment 9,165
Colors Royal (Reflex) Blue & White
Nickname Tigers
Conference Ohio Valley
Arena Gentry Center (10,500)
Interim President Dr. Glenda Glover
Athletics Director Teresa Phillips
SID Jeff Carr
Office Phone (615) 963-5674
Cell Phone (859) 421-4273
Email jcarr5@tnstate.edu
Fax (615) 963-7692
Press Row (615) 963-7616/7617
Website TSTigers.com
Head Coach Dana Ford
Alma Mater Illinois State, 2006
Career Record First Season
School Record First Season
2013-14 Record 5-25
Conference Record/Finish 4-12/5
Starters Returning/Lost 1/4
Lettermen Returning/Lost 1/11

Tennessee State Schedule**November**

- 14 Reinhardt
- 18 Southern Illinois
- 20 Fisk
- 23 at Vanderbilt
- 25 at Virginia
- 28 vs. St. Peters
- 29 vs. Norfolk State/St. Francis

December

- 2 Hampton
- 6 at Lipscomb
- 16 at Southern Illinois
- 19 at Hampton
- 21 at Middle Tennessee
- 27 at Tennessee
- 29 at TCU
- 31 Kennesaw State

January

- 3 Southeast Missouri
- 7 Eastern Illinois
- 10 at SIU Edwardsville
- 15 at Austin Peay
- 17 at Murray State
- 24 Belmont
- 29 Tennessee Tech
- 31 Jacksonville State

February

- 5 at Morehead State
- 7 at Eastern Kentucky
- 12 at Tennessee Tech
- 14 Eastern Kentucky
- 19 Morehead State
- 21 at Jacksonville State
- 26 UT Martin
- 28 at Belmont

March

- 4 OVC Tournament

Morehead StateJan. 8 • 7:30 p.m., CT
Cape Girardeau, Mo.

Location Morehead, Ky.
Founded 1887
Enrollment 10,951
Colors Blue & Gold
Nickname Eagles
Conference Ohio Valley
Arena Ellis T. Johnson Arena (6,500)
President Dr. Wayne D. Andrews
Athletics Director Brian Hutchinson
SID Matt Segal
Office Phone (606) 783-2557
Cell Phone (317) 501-3627
Email m.segal@moreheadstate.edu
Fax N/A
Press Row (606) 783-2500
Website MSUEagles.com
Head Coach Sean Woods
Alma Mater Kentucky, 1992
Career Record 85-112
School Record 35-32 (2)
2013-14 Record 20-14
Conference Record/Finish 10-6/3
Starters Returning/Lost 4/1
Lettermen Returning/Lost 9/5

Morehead State Schedule**November**

- 14 at UNLV
- 17 Cincinnati Christian
- 19 at Cincinnati
- 21 at Louisiana Tech
- 22 vs. Presbyterian
- 23 vs. American
- 26 at Marshall
- 29 Kentucky Christian

December

- 1 East Tennessee State
- 4 at UAB
- 6 Oakland
- 13 at Ohio State
- 17 at Green Bay
- 19 Northern Kentucky
- 29 at Central Arkansas

January

- 3 Murray State
- 8 at Southeast Missouri
- 10 at UT Martin
- 15 SIU Edwardsville
- 17 Eastern Illinois
- 22 at Tennessee Tech
- 24 at Jacksonville State
- 28 at Austin Peay
- 31 Eastern Kentucky

February

- 5 Tennessee State
- 7 Belmont
- 11 at Eastern Kentucky
- 14 at Belmont
- 19 at Tennessee State
- 26 Tennessee Tech
- 28 Jacksonville State

March

- 4 OVC Tournament

SOUTHEAST MISSOURI STATE UNIVERSITY

Eastern Kentucky

Jan. 10 • 6 p.m., CT
Cape Girardeau, Mo.



Location Richmond, Ky.
Founded 1906
Enrollment 16,454
Colors Maroon & White
Nickname Colonels
Conference Ohio Valley
Arena McBrayer Arena (6,500)
President Dr. Michael T. Benson
Athletics Director Mark Sandy
SID Kevin Britton
Office Phone (859) 622-2006
Cell Phone (859) 358-8359
Email kevin.britton@eku.edu
Fax (859) 622-5108
Press Row (859) 622-5908
Website EKUSports.com
Head Coach Jeff Neubauer
Alma Mater La Salle, 1993
Career Record 167-122 (9)
School Record Same
2013-14 Record 24-10
Conference Record/Finish 11-5/2
Starters Returning/Lost 2/3
Lettermen Returning/Lost 8/7

EKUSports.com

Eastern Kentucky Schedule

November
14 Savannah State
18 Kentucky Christian
22 Cincinnati-Clermont
26 at Southern Utah
29 at BYU
December
3 Valparaiso
7 at Kentucky
13 at IUPUI
16 East Tennessee State
19 at Miami (Fla.)
22 at Florida Atlantic
30 at Coppin State
January
3 South Carolina State
8 at UT Martin
10 at Southeast Missouri
15 Eastern Illinois
17 SIU Edwardsville
22 at Jacksonville State
24 at Tennessee Tech
29 at Murray State
31 at Morehead State
February
5 Belmont
7 Tennessee State
11 Morehead State
14 at Tennessee State
17 Austin Peay
19 at Belmont
26 Jacksonville State
28 Tennessee Tech
March
4 OVC Tournament

Jacksonville State

Jan. 14 • 8 p.m., CT
Jacksonville, Ala.



Location Jacksonville, Ala.
Founded 1883
Enrollment 9,504
Colors Red & White
Nickname Gamecocks
Conference Ohio Valley
Arena Pete Mathews Coliseum (5,500)
President Dr. William A. Meehan
Athletics Director Warren Koegel
SID Josh Underwood
Office Phone (256) 782-5915
Cell Phone (256) 453-0545
Email underwood@jsu.edu
Fax (256) 782-5958
Press Row (256) 782-5528
Website JSUGamecockSports.com
Head Coach James Green
Alma Mater Mississippi, 1983
Career Record 236-261 (17)
School Record 69-111 (6)
2013-14 Record 10-21
Conference Record/Finish 4-12/6
Starters Returning/Lost N/A
Lettermen Returning/Lost N/A

JSUGamecockSports.com

Jacksonville State Schedule

November
14 at Marshall
17 at Louisville
19 at Cleveland State
22 Miles College
25 at Alabama A&M
28 Savannah State
30 Fort Valley State
December
3 Winthrop
6 at Alabama State
14 Dartmouth
16 UNC Asheville
20 at Northern Colorado
22 at Air Force
27 at Jacksonville
January
1 at SIU Edwardsville
3 at Eastern Illinois
8 Austin Peay
11 Murray State
14 Southeast Missouri
17 at UT Martin
22 Eastern Kentucky
24 Morehead State
29 at Belmont
31 at Tennessee State
February
4 at Memphis
7 at Tennessee Tech
11 Belmont
14 Tennessee Tech
21 Tennessee State
26 at Eastern Kentucky
28 at Morehead State
March
4 OVC Tournament

Tennessee Tech

Jan. 17 • 6 p.m., CT
Cape Girardeau, Mo.



Location Cookeville, Tenn.
Founded 1915
Enrollment 11,339
Colors Purple & Gold
Nickname Golden Eagles
Conference Ohio Valley
Arena Eblen Center (9,250)
President Dr. Philip Oldham
Athletics Director Mark Wilson
SID Mike Lehman
Office Phone (931) 372-6139
Cell Phone (931) 319-3975
Email mlehman@tntech.edu
Fax (931) 372-6139
Press Row (931) 372-6077
Website TTUSports.com
Head Coach Steve Payne
Alma Mater Union College, 1990
Career Record 48-47 (3)
School Record Same
2013-14 Record 17-16
Conference Record/Finish 9-7/4
Starters Returning/Lost 3/2
Lettermen Returning/Lost 7/7

TTUSports.com

Tennessee Tech Schedule

November
14 Piedmont International
17 at USC
22 Chattanooga
24 Southeastern Louisiana
26 at Southeastern Louisiana
30 at Tulane
December
3 Lipscomb
7 Hiwassee College
13 at Alabama
15 at North Florida
19 at Tennessee
22 at UMKC
29 North Florida
January
1 at Eastern Illinois
3 at SIU Edwardsville
8 Murray State
10 Austin Peay
15 UT Martin
17 at Southeast Missouri
22 Morehead State
24 Eastern Kentucky
29 at Tennessee State
31 at Belmont
February
7 Jacksonville State
12 Tennessee State
14 at Jacksonville State
16 at East Tennessee State
21 Belmont
26 at Morehead State
28 at Eastern Kentucky
March
4 OVC Tournament

UT Martin

Jan. 24 • 6 p.m., CT
Martin, Tenn.
Feb. 12 • 8 p.m., CT
Cape Girardeau, Mo.



Location Martin, Tenn.
Founded 1900; Senior College, 1951
Enrollment 7,423
Colors Navy Blue & Orange
Nickname Skyhawks
Conference Ohio Valley
Arena Elam Center (5,000)
Chancellor Dr. Thomas A. Rakes
Athletics Director Julio Freire
SID Ryne Rickman
Office Phone (731) 881-7632
Cell Phone (270) 703-2601
Email rrickman@utm.edu
Fax N/A
Press Row (731) 881-7694
Website UTMSports.com
Head Coach Heath Schroyer
Alma Mater Armstrong Atlantic, 1995
Career Record 84-115 (7)
School Record First Season
2013-14 Record 8-23
Conference Record/Finish 3-13/6
Starters Returning/Lost 3/2
Lettermen Returning/Lost 7/8

UTMSports.com

UT Martin Schedule

November
14 at Marquette
17 at Arkansas State
20 Champion Baptist
25 at Bethune-Cookman
28 at Nebraska
December
3 at Northern Kentucky
6 at Longwood
15 at Illinois-Chicago
17 at Illinois State
20 Presbyterian
22 at Butler
30 Maryland-Eastern Shore
January
1 Crowley's Ridge
8 Eastern Kentucky
10 Morehead State
15 at Tennessee Tech
17 Jacksonville State
22 at Belmont
24 Southeast Missouri
29 Eastern Illinois
31 at Murray State
February
5 at Austin Peay
7 SIU Edwardsville
12 at Southeast Missouri
14 Austin Peay
19 at Eastern Illinois
21 at SIU Edwardsville
26 at Tennessee State
28 Murray State
March
4 OVC Tournament

2014-15 Opponents

SIU Edwardsville**Jan. 29 • 7 p.m., CT****Cape Girardeau, Mo.****Feb. 19 • 7 p.m., CT****Edwardsville, Ill.****Location**.....Edwardsville, Ill.**Founded**.....1957**Enrollment**.....13,972**Colors**.....Red & White**Nickname**.....Cougars**Conference**.....Ohio Valley**Arena**.....Vadalabene Center (4,000)**Chancellor**.....Dr. Julie A. Furst-Bowe**Athletics Director**.....Dr. Bradley Hewitt**SID**.....Joe Pott

Office Phone.....(618) 650-2860

Cell Phone.....(314) 707-1712

Email.....jpott@siue.edu

Fax.....(618) 650-2296

Press RowN/A

Website.....SIUECougars.com**Head Coach**.....Lennox Forrester

Alma Mater.....Evansville, 1992

Career Record70-130 (7)

School RecordSame

2013-14 Record.....11-20

Conference Record/Finish.....7-9/3

Starters Returning/Lost.....4/1**Lettermen Returning/Lost**.....7/3**SIU Edwardsville Schedule****November**

14 Harris-Stowe

17 IPFW

22 at Portland

24 at Portland State

December

3 Southern Illinois

6 at Central Michigan

13 at Saint Louis

17 at Campbell

20 Milwaukee

22 Chicago State

28 Robert Morris-Springfield

January

1 Jacksonville State

3 Tennessee Tech

7 at Belmont

10 Tennessee State

15 at Morehead State

17 at Eastern Kentucky

22 Austin Peay

24 Murray State

29 at Southeast Missouri

31 at Eastern Illinois

February

7 at UT Martin

12 at Murray State

14 Eastern Illinois

19 Southeast Missouri

21 UT Martin

26 at Austin Peay

March

4 OVC Tournament

Austin Peay**Jan. 31 • 7 p.m., CT****Clarksville, Tenn.****Feb. 28 • 6 p.m., CT****Cape Girardeau, Mo.****Location**.....Clarksville, Tenn.**Founded**.....1927**Enrollment**.....10,597**Colors**.....Red & White**Nickname**.....Governors**Conference**.....Ohio Valley**Arena**.....Dunn Center (7,875)**President**.....Alisa White**Athletics Director**.....Derek van der Merwe**SID**.....Brad Kirtley

Office Phone.....(931) 221-6561

Cell Phone.....(931) 801-7875

Email.....kirtleyb@apsu.edu

Fax.....(931) 221-7562

Press Row(931) 221-7191

Website.....LetsGoPeay.com**Head Coach**.....Dave Loos

Alma Mater.....Memphis, 1970

Career Record465-363 (28)

School Record383-351 (24)

2013-14 Record.....12-18

Conference Record/Finish.....6-10/5th

Starters Returning/Lost.....3/2**Lettermen Returning/Lost**.....6/6**Austin Peay Schedule****November**

15 at Western Kentucky

16 Berea College

19 at Samford

21 at Illinois

24 at Indiana State

27 vs. Brown

28 vs. TBA

December

6 at Southern Illinois

13 Lipscomb

15 Troy

18 Oakland City

21 at Lipscomb

31 North Florida

January

3 at Mississippi

8 at Jacksonville State

10 at Tennessee Tech

15 Tennessee State

17 Belmont

22 at SIU Edwardsville

24 at Eastern Illinois

28 Morehead State

31 Southeast Missouri**February**

5 UT Martin

7 Murray State

12 Eastern Illinois

14 at UT Martin

17 at Eastern Kentucky

21 at Murray State

26 SIU Edwardsville

28 at Southeast Missouri**March**

4 OVC Tournament

Murray State**Feb. 5 • 7 p.m., CT****Murray, Ky.****Feb. 14 • 6 p.m., CT****Cape Girardeau, Mo.****Location**.....Murray, Ky.**Founded**.....1922**Enrollment**.....10,934**Colors**.....Navy & Gold**Nickname**.....Racers**Conference**.....Ohio Valley**Arena**.....CFSB Center (8,600)**President**.....Dr. Bob Davies**Athletics Director**.....Allen Ward**SID**.....Dave Winder

Office Phone.....(270) 809-4271

Cell Phone.....(270) 293-0566

Email.....dwinder@murraystate.edu

Fax.....(270) 809-6814

Press Row(270) 809-551

Website.....GoRacers.com**Head Coach**.....Steve Prohm

Alma Mater.....Alabama, 1997

Career Record75-23 (3)

School RecordSame

2013-14 Record.....23-11

Conference Record/Finish.....13-3/1

Starters Returning/Lost.....4/1**Lettermen Returning/Lost**.....4/7**Murray State Schedule****November**

14 Houston

18 at Middle Tennessee

20 Brescia

24 at Xavier

28 vs. Portland

29 vs. Valparaiso

30 vs. Drake

December

3 Bethel

6 Western Kentucky

13 at Evansville

17 Alcorn State

20 Illinois State

22 at Southern Illinois

30 Alabama A&M

January

3 at Morehead State

8 at Tennessee Tech

11 at Jacksonville State

15 Belmont

17 Tennessee State

22 at Eastern Illinois

24 at SIU Edwardsville

29 Eastern Kentucky

31 UT Martin

February**5 Southeast Missouri**

7 at Austin Peay

12 SIU Edwardsville

14 at Southeast Missouri

21 Austin Peay

26 Eastern Illinois

28 at UT Martin

March

4 OVC Tournament

Eastern Illinois**Feb. 7 • 6 p.m., CT****Cape Girardeau, Mo.****Feb. 22 • 5:30 p.m., CT****Charleston, Ill.****Location**.....Charleston, Ill.**Founded**.....1895**Enrollment**.....9,775**Colors**.....Blue & Gray**Nickname**.....Panthers**Conference**.....Ohio Valley**Arena**.....Lantz Arena (5,300)**President**.....Dr. William Perry**Athletics Director**.....Tom Michael**SID**.....Rich Moser

Office Phone.....(217) 581-7480

Cell Phone.....N/A

Email.....rlmoser@eiu.edu

Fax.....(217) 581-7001

Press Row(217) 581-5135

Website.....EIUPanthers.com**Head Coach**.....Jay Spoonhour

Alma Mater.....Pittsburg State, 1994

Career Record128-73 (7)

School Record22-40 (2)

2013-14 Record.....11-19

Conference Record/Finish.....7-9/t3

Starters Returning/Lost.....4/2**Lettermen Returning/Lost**.....9/5**Eastern Illinois Schedule****November**

14 at Missouri State

17 Eureka College

20 UC Davis

23 at Cincinnati

25 at Creighton

28 vs. North Carolina Central

29 vs. TBA

December

3 Ball State

9 at UC Davis

13 Northern Illinois

20 at Indiana State

23 at Cleveland State

January

1 Tennessee Tech

3 Jacksonville State

7 at Tennessee State

10 Belmont

15 at Eastern Kentucky

17 at Morehead State

22 Murray State

24 Austin Peay

29 at UT Martin

31 SIU Edwardsville

February

3 Baker University (Kan.)

7 at Southeast Missouri

12 at Austin Peay

14 at SIU Edwardsville

19 UT Martin

21 Southeast Missouri

26 at Murray State

March

4 OVC Tournament

SOUTHEAST MISSOURI STATE UNIVERSITY

Nutt vs. All Opponents

Team	W-L	Team	W-L
Abilene Christian.....	1-0	Mississippi	2-1
Air Force	0-2	Mississippi State.....	0-2
Alabama A&M.....	1-0	Mississippi Valley State.....	3-1
Alabama-Birmingham.....	0-1	Missouri	0-4
Arkansas	0-1	Missouri-Kansas City.....	4-2
Arkansas-Little Rock.....	14-12	Missouri-Rolla	1-0
Arkansas-Pine Bluff	4-0	Missouri State.....	0-4
Arkansas State.....	0-3	Morehead State.....	1-6
Arkansas Tech.....	1-0	Morris Brown	1-0
Austin Peay.....	5-9	Murray State	5-10
Ball State.....	1-2	Nevada.....	1-1
Baylor.....	1-1	New Mexico.....	0-1
Belmont.....	0-2	New Mexico State.....	2-3
Boston College.....	0-1	New Orleans.....	13-11
Bowling Green.....	1-1	Norfolk State	1-0
Bradley	0-1	North Texas.....	6-5
Briar Cliff.....	1-0	Northern Illinois.....	1-0
Cal Poly.....	1-1	Northern Kentucky	1-0
Canisius.....	1-0	Northwestern	0-1
Centenary.....	2-0	Northwestern (La.) State.....	1-0
Central Arkansas.....	0-2	Oklahoma	0-1
Central Baptist.....	2-0	Oklahoma State.....	1-3
Central Methodist.....	1-0	Old Dominion.....	0-1
Chattanooga.....	1-0	Old Monmouth.....	0-1
Clemson.....	0-1	Oral Roberts.....	1-1
Colorado State.....	0-1	Oregon.....	0-1
Dartmouth.....	1-0	Penn State.....	0-1
Denver.....	8-8	Pepperdine	0-1
East Carolina.....	0-1	Portland	1-0
Eastern Illinois.....	9-7	Prairie View A&M.....	1-0
Eastern Kentucky.....	2-9	Richmond	1-0
Eastern Michigan.....	0-1	Sacramento State	2-0
Florida Atlantic.....	2-1	Saint Louis.....	0-3
Florida Gulf Coast.....	0-1	Samford.....	0-2
Florida International.....	15-4	Sam Houston State	1-1
Freed-Hardeman.....	1-0	San Diego State	1-0
Georgia	0-1	SMU	0-2
Georgia Southern.....	0-2	South Alabama.....	9-11
Georgia State.....	1-1	South Dakota State.....	1-1
Grambling State.....	0-1	Southeast Missouri State.....	1-2
Hampton.....	1-0	Southeastern Louisiana.....	3-0
Hannibal-LaGrange.....	3-0	Southern Illinois.....	0-2
Harding.....	1-0	SIU Edwardsville.....	6-2
Harris-Stowe.....	1-0	Southern Mississippi.....	3-1
Hawaii.....	1-0	Southwestern College.....	2-0
Illinois-Chicago.....	0-2	Southwestern Louisiana.....	3-5
Illinois State.....	0-1	St. Bonaventure.....	0-1
IUPUI.....	2-0	Tennessee State.....	2-5
Iowa State.....	0-2	Tennessee Tech.....	4-6
Jackson State.....	3-1	Texas A&M-Corpus Christi.....	1-1
Jacksonville.....	4-3	Texas-Arlington.....	1-0
Jacksonville State.....	4-4	Texas Christian.....	1-2
Kansas.....	0-1	Texas-Pan American.....	8-2
Lamar.....	4-5	Texas State.....	1-0
Lambuth.....	1-0	Toledo.....	0-2
Liberty	2-0	Troy.....	1-4
Lincoln University.....	1-0	Tulane.....	1-0
Louisiana-Lafayette.....	4-9	Tulsa.....	0-1
Louisiana-Monroe.....	2-1	USC.....	0-1
Louisiana Tech.....	6-9	UT Martin.....	10-4
Louisville.....	0-1	Utah.....	0-2
Lyon College.....	4-0	Utah State.....	0-1
MacMurray.....	1-0	Utah Valley State.....	0-2
McNeese State.....	2-2	Valparaiso.....	1-0
Memphis.....	1-7	West Alabama.....	2-0
Miami (Ohio).....	1-1	Western Kentucky.....	11-15
Mid-Continent.....	1-0	Williams Baptist.....	1-0
Middle Tennessee State.....	5-9	Total.....	256-278

Team	W-L	Team	W-L
Alabama	0-1	DePaul University.....	0-3
Alabama A&M	1-0	Drake.....	0-1
Alabama-Birmingham.....	0-1	Drury College.....	5-5
Alabama-Huntsville	0-2	Earlham College.....	1-1
Alaska.....	1-0	East Texas.....	1-0
Alcorn State	1-0	Eastern Illinois*	26-22
Abilene Christian.....	3-0	Eastern Kentucky*	16-27
Angelo State	2-0	Eastern Michigan.....	0-2
Arkansas	1-6	Eastern Tennessee State.....	1-0
Arkansas College.....	1-0	Eastern Washington State.....	1-0
Arkansas-Little Rock.....	1-3	Emporia State.....	1-0
Arkansas State.....	38-28	Evangel College.....	1-0
Arkansas State Teachers	3-2	Evansville*.....	3-9
Arkansas Tech.....	0-1	Fairfield.....	1-1
Augustana College.....	1-0	Florida Gulf Coast.....	0-1
Austin Peay	19-33	Florida Southern.....	0-2
Baker University	3-0	Florida State.....	0-1
Ball State.....	0-2	Fresno State.....	0-1
Belmont.....	0-2	Grambling State.....	0-1
Benedictine.....	1-0	Hannibal-LaGrange	3-0
Bethel College.....	1-0	Harding.....	1-0
Birmingham Southern.....	0-1	Harris-Stowe	8-2
Bowling Green	First Meeting	Henderson State.....	3-2
Bradley	2-6	Hendrix College	0-1
Cal State-Bakersfield	0-1	Houston.....	0-1
Cal State-Hayward.....	1-0	Illinois.....	0-1
Cal State-Riverside.....	2-1	Illinois-Chicago.....	0-2
California-Santa Barbara.....	1-0	Illinois College.....	5-0
Campbell.....	1-0	Illinois State.....	1-7
Canterbury College.....	3-0	Indiana State.....	0-2
Centenary College.....	2-1	Iowa.....	0-1
Central Arkansas	5-5	Iowa State.....	0-2
Central Baptist College.....	1-0	IPFW.....	1-1
Central Florida.....	1-0	IUPUI.....	2-0
Central Methodist*.....	8-2	Jackson State.....	2-0
Central Michigan.....	1-0	Jacksonville State*.....	5-13
Central Missouri State.....	65-90	Kansas.....	0-1
Central Wesleyan College.....	5-8	Kansas State.....	0-1
Chattanooga.....	1-0	Kentucky Christian.....	1-0
Cheyney University.....	1-0	Kentucky Wesleyan.....	6-12
Chicago.....	1-0	Lewis University.....	1-0
Chicago State.....	1-1	Lincoln University.....	28-20
Christian Brothers College.....	15-5	Lindenwood College.....	1-0
Christian Brothers College		Longwood*.....	1-0
St. Louis.....	8-3	Louisiana State.....	0-1
Cincinnati.....	0-2	Louisiana Tech*.....	1-3
Cleveland State	1-1	Louisville.....	0-1
Columbia College	1-0	Loyola Marymount	First Meeting
Colorado.....	0-1	Loyola Univ. (New Orleans).....	1-0
Colorado State.....	2-2	Lyon College.....	1-0
Concordia Seminary.....	22-12	Maine.....	1-0
Coppin State.....	0-1	Maryville College.....	4-0
Creighton.....	0-1	MacMurray College.....	1-0
Culver-Stockton*.....	2-1	McKendree College.....	19-5
Dakota Wesleyan.....	1-0	McNeese State.....	1-1
Delta State.....	10-9	Memphis.....	2-4
		Miami (Ohio).....	1-1

Series Records

Mid-Continent	1-0
Midwestern University	2-1
Middle Tennessee	14-7
Millikin University	2-3
Mississippi	0-1
Mississippi State	0-1
Mississippi Valley State	0-3
Missouri	0-7
Missouri Baptist	15-0
Missouri-Kansas City	8-2
Missouri State	53-89
Missouri-St. Louis	26-11
Missouri S&T (formerly Missouri-Rolla)	102-32
Missouri Southern	8-1
Missouri Western	4-2
Montana	0-4
Montana State	1-2
Morehead State	17-23
Morris Brown	2-0
Murray State	20-48
Nebraska	0-1
Nebraska State Teachers	0-1
New Haven University	0-1
New Mexico Highlands	1-0
New Mexico	0-1
New Orleans	2-0
Nicholls State	0-1
Norfolk State	2-0
North Alabama	2-0
North Carolina Central	0-1
North Texas	1-1
Northern Illinois	1-1
Northern Kentucky	1-0
Northwest Missouri State	65-60
Northwest Oklahoma	1-0
Oakland City	17-0
Oakland University	0-1
Ohio Northern	1-0
Oklahoma	0-1
Oklahoma State	0-1
Old Dominion	0-1
Oral Roberts	1-4
Oregon	0-1
Ottawa University	2-2
Ouachita College	2-0
Panhandle A&M	2-0
Parks College	1-0
Peru State	2-0
Philander Smith	1-0
Pittsburg State	5-0
Prairie View A&M	1-0
Purdue University	0-2
Quincy College	12-10
Robert Morris	1-0
Rockhurst	2-0
Rust College	2-0

Sacramento State	2-0
Sacred Heart	0-1
Samford University	3-6
San Jose State	1-0
Savannah State	1-0
Saint Louis	4-9
Samford*	0-2
Sam Houston State	1-0
San Diego	First Meeting
San Francisco State	1-0
School of the Ozarks	1-2
Sewanee	1-0
SMU	0-2
South Dakota State	3-0
South Florida	0-2
Southeastern Louisiana	5-0
Southeastern Oklahoma	1-0
Southern Arkansas	1-0
Southern California College	1-0
Southern Illinois	43-68
Southern Illinois Edwardsville	15-6
Southern Indiana	3-2
Southern Mississippi	1-2
Southern Utah	1-1
Southwest Baptist	6-7
Southwest of Memphis	1-0
Southwestern Oklahoma	1-0

Sparks College	1-1
Spring Hill (Mobile)	1-0
State College of Iowa	0-1
St. Bonaventure	0-1
St. Regis (Denver)	0-1
Tennessee State*	18-24
Tennessee Tech*	14-28
Texas Arlington	2-0
Texas Pan American	2-0
Texas State	1-0
Texas Wesleyan	1-0
Toledo	0-1
Transylvania	1-0
Troy	4-1
Truman State (formerly Northeast Missouri State)	83-62
Tulane	1-1
Tulsa University	0-2
Union University	16-6
Upper Iowa University	1-0
UT Martin	45-27
Vanderbilt	0-1
Washburn	3-2
West Florida	0-1
West Georgia	1-0
West Texas State	1-1

Western Carolina	1-0
Western Colorado	1-0
Western Illinois	3-5
Western Kentucky	0-4
Western Michigan	0-1
Westminster College	7-5
Wheaton	1-0
William Jewell	0-1
William Penn	1-0
Williams Baptist	1-0
Wisconsin	0-1
Wisconsin-Green Bay	2-2
Wisconsin-Milwaukee	5-1
Wittenburg	0-1
Xavier (Ohio)	0-2

* Indicates opponents Southeast had to vacate one win against during the 2007-08 season.

2014-15 Opponents in Bold



Series Records

SOUTHEAST MISSOURI STATE UNIVERSITY

Following are Southeast's year-by-year results against OVC opponents since joining the NCAA Division I level.

Austin Peay

1991-92	W	79-76*
	L	86-92
1992-93	W	90-68
	W	77-64*
1993-94	L	69-75
	W	98-72*
1994-95	L	63-79*
	W	90-87
1995-96	L	69-82
	L	71-84*
1996-97	L	85-96
	W	73-72*
1997-98	W	73-61*
	W	81-57
	L	46-76^
1998-99	W	74-65
	W	87-71*
1999-00	W	62-60*
	L	64-67
2000-01	L	60-88
	L	72-77*
	L	70-72^
2001-02	L	67-68*
	L	47-80
2002-03	L	49-62
	L	56-63*
2003-04	L	48-52*
	L	52-54
2004-05	L	50-60
	W	65-52*
2005-06	L	56-63*
	L	62-73
2006-07	L	67-68
	L	73-75*
2007-08	L	82-85
	W	121-116*
2008-09	L	67-91*
	L	78-88
2009-10	L	71-76 ^{OT}
	L	68-71 ^{OT} *
2010-11	L	60-78*
	L	52-75
	L	60-76^
2011-12	W	65-60*
	L	59-68
2012-13	W	86-84*
	W	108-81
2013-14	L	74-80
	W	83-80*

Belmont

2012-13	L	72-107
2013-14	L	94-107

Eastern Illinois

1996-97	L	61-65*
	L	71-92
1997-98	L	78-81*
	W	84-77
1998-99	W	81-70
	W	92-70*
	W	78-57^
1999-00	W	77-66*
	W	72-71
2000-01	L	71-83

2001-02	W	75-73*
	L	74-84
	W	102-87*
2002-03	L	75-85*
	L	73-85
2003-04	W	84-64
	L	85-89*
2004-05	W	79-60*
	W	88-79
2005-06	W	72-60
	L	49-60*
2006-07	W	80-65*
	L	69-77
2007-08	W	82-71+
	L	70-90*
2008-09	L	63-83*
	L	62-70
2009-10	L	68-88
	L	49-75*
2010-11	W	78-75*
	W	70-64
2011-12	W	80-73*
	W	74-53
2012-13	L	72-78 ^{OT}
	W	77-64*
	W	78-68^
2013-14	L	74-77*
	W	74-68
	W	79-61^

Eastern Kentucky

1991-92	W	76-74*
	L	69-83
1992-93	W	79-63*
	L	65-86
1993-94	L	62-86
	L	75-84*
1994-95	W	59-52*
	L	66-71
1995-96	L	73-89
	L	76-79*
1996-97	W	70-68
	L	76-84
1997-98	L	79-82
	W	97-78*
1998-99	W	78-58*
	W	77-61
1999-00	W	77-65*
	W	75-48
2000-01	W	65-59
	W	81-70*
2001-02	W	95-75*
	W	81-74
2002-03	W	93-77
	L	75-79*
2003-04	L	81-85*
	L	72-83
2004-05	L	52-69^
	W	68-62*
	L	51-80
2006-07	W	88-74
	L	61-66*
2007-08	W	66-55*+
	L	69-80
2008-09	L	71-74*
	L	64-84
2009-10	L	63-79
	L	56-59*
2010-11	L	52-64*
	L	64-77
	W	65-49^
2011-12	L	59-63
	W	75-65^

2012-13	L	72-81*
	L	69-84^

Jacksonville State

2003-04	L	64-79
2004-05	W	84-65
2005-06	L	72-82
	L	67-80*
2006-07	L	67-70*
	L	72-78
2007-08	W	81-80+
	L	83-86*
2008-09	L	66-71
	L	68-78*
2009-10	W	78-66*
	L	55-58
2010-11	W	76-67
	L	56-65 ^{OT} *
2011-12	W	74-56*
	L	59-69
2012-13	L	65-67
2013-14	L	78-79
	L	76-84^

Morehead State

1991-92	W	85-74*
	L	80-84
1992-93	W	107-96*
	L	85-92
1993-94	L	72-85
	L	80-94*
1994-95	L	72-74*
	L	49-80
1995-96	W	81-64
	W	76-74*
1996-97	W	94-75
	L	80-83
1997-98	W	64-61
	W	99-79*
1998-99	W	71-69*
	W	72-60
1999-00	W	80-59*
	W	74-58
2000-01	W	74-71
	W	63-61*
2001-02	L	53-59*
	L	75-91
2002-03	L	63-77
	L	69-79*
	L	84-91^
2003-04	W	80-77*
2004-05	L	66-88
2005-06	L	55-60*
	L	59-62
2006-07	W	61-59
	W	81-78*
2007-08	L	78-82*
	L	63-75
2008-09	L	67-73*
	L	67-79
2009-10	L	40-80
	L	54-73*
2010-11	L	63-76*
	L	52-64
2011-12	W	67-51*
2012-13	L	59-75*
2013-14	L	67-80

Murray State

1991-92	L	76-86
	W	80-75*
1992-93	L	95-111*
	L	96-100

1993-94	L	74-81
	L	95-96*
1994-95	L	79-83*
	L	55-83
1995-96	L	77-81
	L	61-79*
1996-97	L	75-77
	L	75-86*
1997-98	L	66-101
	L	71-82*
1998-99	L	70-71*
	L	52-62
	L	61-62^
1999-00	W	84-79
	L	60-77*
2000-01	L	58-60*
	L	54-65
2001-02	L	72-85
	L	86-92*
2002-03	W	78-68*
	L	65-71
2003-04	L	74-80*
	L	63-76
2004-05	W	61-58
	L	57-61*
2005-06	L	68-81
	L	69-76*
2006-07	W	96-85
	L	67-85*
2007-08	L	51-79*
	L	85-86
2008-09	L	55-80
	L	60-79*
2009-10	L	61-80*
	L	68-80
2010-11	L	58-96
	W	64-57*
2011-12	L	73-81
	L	66-75*
2012-13	L	66-74*
	W	84-68
2013-14	L	75-82
	W	118-115 ^{2OT} *

SIU Edwardsville

1971-72	W	87-82*
	L	84-89
1975-76	L	75-99#
1981-82	W	67-57
	W	87-61*
	W	81-62
1984-85	W	101-64*
	W	63-58
1985-86	W	90-79*
1986-87	L	62-72
1990-91	W	111-85*
1998-99	W	78-35*
2008-09	L	69-70*
2009-10	W	68-49*
2010-11	W	83-63
2011-12	W	85-68*
	W	85-72
2012-13	L	77-80
	W	76-67*
2013-14	W	82-78*
	L	88-93 ^{OT}

Tennessee State

1991-92	L	62-63
	W	76-66*
1992-93	L	70-95
	W	94-77*
1993-94	L	83-94*

	L	87-96
1994-95	L	80-83
	W	66-64*
1995-96	L	70-82*
	L	73-76
1996-97	W	71-53
	W	78-75*
1997-98	L	77-79*
	W	60-59
1998-99	W	70-49
	W	61-54*
1999-00	W	79-46*
	L	52-56
2000-01	W	88-57
	L	94-96*
2001-02	L	82-94*
	L	65-72
2002-03	W	87-67*
	W	89-82
2003-04	W	81-75*
	L	86-90
2004-05	L	101-105
	W	85-68*
2005-06	W	70-69*
	L	63-68
2006-07	L	72-75
	W	92-78*
2007-08	W	102-95*+
	L	75-87
2008-09	L	72-83*
	L	82-87
2009-10	W	74-66
	L	67-74*
2010-11	L	67-77*
	L	52-57
2011-12	L	72-75*
2012-13	L	69-81
2013-14	W	102-94*

Tennessee Tech

1991-92	L	51-84
	L	78-88*
1992-93	W	79-74*
	L	99-113
1993-94	W	87-77*
	W	89-83
1994-95	L	58-97
	W	89-73*
1995-96	W	81-78*
	L	69-102
1996-97	L	82-86
	W	78-65*
1997-98	W	69-51*
	L	57-77
1998-99	W	64-51
	L	62-68*
1999-00	W	84-79
	W	61-50*
2000-01	L	68-70*
	L	69-79
2001-02	L	62-75*
	L	67-92
	L	58-73^
2002-03	W	75-71*
	L	73-89
2003-04	L	69-71*
	L	73-74
2004-05	L	61-63
	L	81-82*
2005-06	L	65-79*
	L	76-87
2006-07	L	76-91
	L	80-87*

	L	60-88^
2007-08	W	84-74*+
	L	76-93
2008-09	L	76-103
	L	75-91*
2009-10	L	73-82*
	L	68-82
2010-11	W	77-75
	L	86-93*
2011-12	L	62-77
	L	73-77^
2012-13	W	74-62*
2013-14	W	83-74

UT Martin

1992-93	L	89-90
	W	69-68*
1993-94	W	86-63*
	L	87-103
1994-95	W	61-59
	W	75-66*
1995-96	W	71-61*
	L	59-79
1996-97	W	82-72*
	L	62-92
1997-98	L	82-91
	W	87-61*
1998-99	W	84-75*
	W	60-49
1999-00	L	66-75
	W	80-68*
	W	76-74^
2000-01	W	60-49*
	W	81-73
2001-02	L	73-89
	W	78-51*
2002-03	L	80-88*
	L	61-77
2003-04	W	89-78*
	L	71-88
2004-05	W	75-68
	W	72-52*
2005-06	L	60-72
	L	55-66*
2006-07	W	81-79*
	W	73-69
2007-08	L	71-90*
	L	85-98
2008-09	L	67-81*
	L	73-86
2009-10	W	77-63*
	L	70-73
2010-11	W	82-75*
	L	69-79</

THIS IS THE OVC



Southeast Missouri advanced to the quarterfinals of the Ohio Valley Conference Basketball Tournament each of the last four seasons. The Redhawks are 10-12 all-time in OVC Tournament play.



SOUTHEAST MISSOURI STATE UNIVERSITY

Now in its 67th year, the Ohio Valley Conference continues to build on the success that has made it the nation's eighth-oldest NCAA Division I conference.

In May 2011 the Conference expanded for the second time in four years, adding Belmont University which began competition in the 2012-13 academic year. The addition of Belmont gave the OVC 12 members, the most the league has had at one time in its illustrious history. The move added a second team in the city of Nashville and was the first addition to the league since Southern Illinois University Edwardsville joined in 2008. Subsequently, the league has shown its stability over the past decade, seeing only one member institution depart over the past 14 years.

The 2009-10 school year saw a change in leadership as Beth DeBauche was named the seventh full-time Commissioner in league history on July 28, 2009. The last three commissioners of the OVC have moved onto jobs as the commissioner of the Big Ten, Big 12 and the Mid-American Conferences.

The OVC's proud history dates back to 1948, but seeds for the new league were actually planted in 1941. It was then that Roy Stewart, the athletics director at Murray State, Charles "Turkey" Hughes, the athletics director at Eastern Kentucky, and Kelly Thompson, the public relations director at Western Kentucky, first broached the idea of forming a new conference. Discussions were put on hold by World War II, but reemerged Feb. 27-28, 1948 at the Kentucky Hotel in Louisville as the three original institutions combined with Morehead State, Louisville and Evansville to form the OVC.

In the 1950s, the OVC became a pioneer on a much more significant scale socially. During times of racial segregation, league member Morehead State became one of the first non-traditionally black mid-southern institutions to accept a black student. In 1958 Marshall Banks earned athletically-related aid at Morehead, which signed a second black athlete, Howard Murphy, a year later. In 1961 Murphy earned all-conference recognition as a halfback in football. With racial barriers broken, the rest of the institutions in the league began to provide educational and athletic opportunities to African-Americans.

After Title IX legislation passed in 1972, women's athletics began a rebirth on the national scene as the NCAA began sponsoring and marketing women's sports. Recognizing the need to provide increased opportunities for female athletes, the OVC began formulating plans for women's athletics in 1975 and established women's championships in the sports of basketball, tennis and track in 1977, with cross country and volleyball added over the next four years. Those sports were initially governed by the Association of Intercollegiate Athletics for Women (AIAW), but the overall strength of women's programs in the league was demonstrated by the automatic bids the OVC instantly received when the NCAA became the governing body in 1982. The conference added women's golf and softball in 1994 and women's soccer in 1998.

Through the past 66 years, 15 teams have won or shared the league's football title. The list is led by Eastern Kentucky, winner of 21 outright or shared football crowns, which is tied for the most in Football Championship Subdivision history (with Massachusetts). Among OVC teams, former member Middle Tennessee is next with 11 titles, followed by Tennessee Tech with 10, and Murray State and former member Western Kentucky with eight apiece. Eastern Illinois has claimed seven football crowns and Jacksonville State has three, while Morehead State, Tennessee State and former members Evansville and East Tennessee State have captured two apiece. Austin Peay, Southeast Missouri, UT Martin and former member Youngstown State have one title apiece.

Murray State and Evansville tied for the initial football championship, and the Racers participated in the first-ever bowl game by an OVC team, tying Sul Ross State 21-21 in the 1948 Tangerine Bowl. From 1948 to 1975, OVC teams played in 15 bowl games, winning eight of them. Eastern Kentucky and Western Kentucky were also participants in the NCAA Division II playoffs in the early and mid-1970s prior to the NCAA's reclassification of football programs into Division I-AA. The term "I-AA" lasted until the end of the 2006 season when it was changed to Division I Football Championship Subdivision (FCS).

The first Division I-AA/FCS football play

off was held in 1978 with only four teams, which is the only year through present day that the OVC did not field a playoff representative. In 1979, four of the nation's top teams were invited to the playoffs, and two of them - Eastern Kentucky and Murray State - were from the OVC. Murray dropped its semifinal game to Lehigh, but the Colonels nipped Nevada-Reno in double overtime and claimed the national championship a week later with a 30-7 victory over Lehigh. EKU was coached by former All-America quarterback Roy Kidd, who was in his 16th year at the helm of his alma mater and who skippered the Colonels to a second national title three years later. Following the 2002 season, Kidd retired after 39 years at EKU; upon retirement, he ranked sixth all-time among Division I coaches with 315 victories, earning him a spot in the College Football Hall of Fame. EKU's 20 FCS playoff appearances are the second for the most all-time (behind only Montana and tied with Appalachian State).

In addition to Kidd, other coaching legends in the OVC include Charles "Bubber" Murphy, who coached at Middle Tennessee from 1947-1968, Western Kentucky's Jimmy Feix (1968-83), Wilburn Tucker (1954-67) and Don Wade (1968-82) of Tennessee Tech, Bill Ferguson (1967-77) of Murray State, Guy Penny (1959-67) of Morehead State and Boots Donnelly (1977-78 at Austin Peay; 1979-1998 at Middle Tennessee). Following the 2011 season Eastern Illinois head coach Bob Spoo retired after 25 years at the school (the last 16 as members of the OVC). In his time as an OVC coach he compiled 92 total victories (fifth-most in league history) and 68 OVC wins (fourth-most in league history) and was inducted into the OVC Hall of Fame in 2012.

A sampling of former OVC football stars, some of whom were All-Americans during their collegiate careers before achieving stardom at the professional ranks, include Jim Youngblood and Larry Schreiber (Tennessee Tech), Phil Simms (Morehead State), Virgil Livers and Dale Lindsey (Western Kentucky), Myron Guyton and Chad Bratzke (Eastern Kentucky), Cortland Finnegan (Samford) and Tony Romo and Jimmy Garoppolo (Eastern Illinois). In 2008, former Tennessee State standout Dominique

OVC History

Rodgers-Cromartie became just the fourth NFL First Round draft pick in OVC history when he was selected 16th overall by the Arizona Cardinals. He would break into the starting lineup halfway through his rookie season and started at cornerback for the Cardinals in Super Bowl XLIII.

The 2007 season marked a return to scholarship football and the OVC for the Austin Peay Governors. Following the 1996 season the Governors dropped scholarship football and competed as both an independent (1997-00, 2006) and as a member of the Pioneer Football League (2001-05).

The 2007 season also brought new vernacular to the Ohio Valley Conference and the division formerly known as I-AA. Beginning with the 2006 National Championship game the term I-AA was changed to NCAA Football Championship Subdivision (FCS) in a decision by the Division I Board of Directors. The new label was chosen to communicate in a positive and clear manner the unique differences between Division I football categories (chiefly, the post-season opportunity) while still defining them within the Division I experience. The FCS includes programs that compete in an effort to participate in the NCAA championship postseason structure (one of 89 NCAA national championships) as opposed to the Football Bowl Subdivision (FBS) which competes in an effort to participate in the postseason bowl system (the 35 NCAA-licensed events which includes the Bowl Championship Series).

In 2010 Southeast Missouri State, picked to finish seventh in the preseason poll, compiled a 7-1 Conference record on the way to its first OVC Championship since joining the league in 1991. Overall the Redhawks were 9-2 during the regular season and earned a berth in the FCS Playoffs, its first playoff berth at any level in the program's 104-year history. Southeast would lose to eventual national champion Eastern Washington in the second round of the playoffs. Head coach Tony Samuel capped the year by winning the Sports Network's Eddie Robinson Award, given to the National Coach of the Year. Samuel was the second OVC coach to win the award (joining Murray State's Houston Nutt who won the award in 1995).

For only the second time in league history in 2011, three teams shared the OVC football

championship, as Eastern Kentucky, Jacksonville State and Tennessee Tech finished with 6-2 records. The only other time in league history more than two champions were crowned at the end of the year was 1962 (when four teams shared the crown).

In 2012 Eastern Illinois became just the fourth football team in OVC history to go from worst-to-first in winning the OVC Championship. The Panthers were led by head coach Dino Babers who became just the fourth first-year head coach to win an OVC Championship (joining Boots Donnelly in 1977, Jason Simpson in 2006 and Dean Hood in 2008). During the year Eastern Illinois junior wide receiver Erik Lora shattered the FCS single-season receptions record, hauling in 136 passes in 12 games; that mark was 13 more than the previous NCAA record and 44 more than the previous OVC mark.

In 2013 Eastern Illinois repeated as OVC Champions behind Walter Payton Award winner Jimmy Garoppolo. The quarterback became just the second OVC player to earn the National Player of the Year Award, joining former EIU signal caller Tony Romo (2002). Garoppolo passed for 5,050 yards (second most in NCAA single-season history) and 53 touchdowns (fourth in NCAA history) in leading the Panthers to a 12-2 record and berth to the quarterfinals of the FCS Playoffs. Garoppolo was drafted by the New England Patriots in the second round of the 2014 NFL Draft, becoming just the fifth OVC player selected in that round and first OVC quarterback selected since 1998.

The 2013 season saw the OVC snap a 19-game playoff losing streak dating back to the 2000 season. Tennessee State shutout Butler (marking the first OVC road playoff victory since 1986) to snap the streak while later that day Jacksonville State smashed Samford in the first round. A week later Eastern Illinois beat Tennessee State while Jacksonville State won at McNeese State to each advance to the quarterfinals; that marked the first time the OVC put two teams in the quarterfinals in the same season since 1991. Overall the four total playoff wins in the same season established a new OVC record.

Football wasn't the only sport in which the OVC was quickly gaining respect. In 1955, the OVC became only the second

six-member league nationally to earn an automatic bid to the prestigious NCAA Men's Basketball Tournament, which, at that time, was limited to only 24 participants. The Conference quickly proved worthy of that bid, as Morehead State defeated Marshall (107-92) and Wayne State (95-84) in the 1956 tournament.

Fifteen years later, former OVC member Western Kentucky became the first and only Conference team to reach the Final Four. The Hilltoppers defeated Jacksonville, Kentucky and Ohio State before losing to Villanova in double overtime in the national semifinals. WKU went on to finish in third place after beating Kansas 77-75 in the consolation game.

Since that time, the OVC has recorded some of the biggest upsets in the history of the NCAA Tournament. Perhaps the most famous moment came in 1987, when Austin Peay came from fourth place in the regular season to win the OVC Tournament and earn the league's automatic bid. The Governors drew powerful Illinois, and were such big underdogs, that ESPN broadcaster Dick Vitale promised to stand on his head if APSU won the game. After a 68-67 victory over the Illini, and a narrow 90-87 overtime loss to eventual Final Four participant Providence in the second round, Vitale made good on his promise in a visit to Clarksville two months later.

Murray State added to the OVC's string of upsets in 1988 when it knocked off 14th-ranked North Carolina State, 78-75. The Racers' M&M Boys - Jeff Martin and Don Mann - combined for 39 points in the win. MSU nearly went on to the Sweet 16 that year, losing to eventual national champion Kansas, 61-58. A bank shot by Mann that would've given the Racers a one-point lead rolled off the rim with three seconds left. In 1990 as a No. 16 seed, Murray State took No. 1 seed Michigan State into overtime before falling 75-71; that game still marks the closest a No. 16 seed has come to knocking off a No. 1 in men's tournament action. More recently, Murray State has dominated the OVC Tournament, reaching the championship game every year in the 1990's. The Racers' 15 OVC Tournament Championships are the most among all OVC schools.

After former member Middle Tennessee

OVC History

SOUTHEAST MISSOURI STATE UNIVERSITY

State won a first round game in 1989, the league had a drought as no other OVC team won a NCAA Tournament game for the next 19 years. But Morehead State, coming off a thrilling double overtime OVC Tournament victory over Austin Peay, topped Alabama State 58-43 in the Opening Round game at University of Dayton Arena in Dayton, Ohio. The game was played in front of an Opening Round record crowd of 11,346; that crowd included many MSU fans who made the three-hour drive from Morehead for the game.

In 2009-10, Murray State made OVC history by winning a record 31 games (31-5) on its way to the league's regular season and tournament championships. In the first round of the NCAA Tournament, the No. 13 seed Racers topped Vanderbilt in thrilling fashion when senior Danero Thomas hit a jumper as time expired to lift MSU to a 66-65 victory. It marked the first OVC team to advance to the second round of the NCAA Tournament since 1989, and snapped a skid of 71-straight losses to Southeastern Conference foes (dating back to 2000-01). In the second round the Racers pushed eventual national runner-up Butler to the brink before losing 54-52.

In 2010-11 Morehead State would make it three NCAA Tournament wins in as many years for the league and got a bit of revenge for the 2009 tournament loss to Louisville in the process. After finishing second in the regular season and winning the OVC Tournament Championship, the No. 13 seeded Eagles were shipped to Denver to play the in-state foe Cardinals. MSU jumped out to a 15-2 advantage but were down four points (61-57) with just over a minute to play in regulation. After two free throws from two-time OVC Player of the Year Kenneth Faried, the Eagles held for one final shot attempt and senior Demonte Harper pulled up off a cross-over dribble to nail a 3-pointer with 4.3 seconds left that gave Morehead State a 62-61 lead. UofL had one last attempt but Faried blocked the Cardinals last shot, giving MSU the win, its first over Louisville since the 1956-57 season.

In 2011-12 Murray State put together one of the greatest seasons in OVC history, beginning the year 23-0 (an all-time OVC best) and being ranked as high as No. 7 in

the coaches poll on Feb. 6. The squad was the first OVC team to be nationally-ranked since Murray State was ranked in 1997-98; in addition the top 10 ranking was the first for an OVC team since the 1970-71 campaign (WKU). The Racers would top nationally-ranked Memphis and Saint Mary's during the season and win the league's regular season and tournament championships. MSU earned a No. 6 seed in NCAA Tournament, the highest-ever seed for an OVC team since the NCAA began seeding the field in 1979. The Racers would top Colorado State 58-41 in the second round before falling to Marquette in the third round. Murray State would win 31 games overall, tying the OVC all-time record the Racers set in 2009-10.

After the Murray State win in 2011-12, the league had won NCAA Tournament games in four-straight seasons, something that had never happened in league history (three-game winning streaks from 1960-62 and 1987-89 had been the previous best streaks). Over that time period (2009-12) the OVC was one of just nine conferences nationally to win a NCAA Tournament game in each season and one of only three non-BCS leagues (joining the Atlantic 10 and WCC) to do so.

During the 2010-11 year Faried, the nation's leading rebounder during the season, became the NCAA's Modern Era (since 1973) career rebounding leader, totaling 1,673 rebounds which passed Tim Duncan for the record (he is 11th all-time in NCAA history). Faried also finished his career with 86 double-doubles, second all-time to only Duncan. He is one of only six players in NCAA history to finish with 2,000-plus career points (2,009) and 1,600-plus career rebounds. Faried was drafted 22nd overall by the Denver Nuggets in the 2011 NBA Draft, becoming the first OVC player selected in the first round since Tennessee State's Carlos Rogers 1994.

Through its 66 years, 13 teams have won or shared the league's regular season men's basketball title. Murray State heads the list with a Conference-record 23 outright or shared basketball crowns. Other past champions include former member Western Kentucky (19), Morehead State (9), Austin Peay (8), Eastern Kentucky (6), Tennessee Tech (5), former member Middle Tennessee

(5), Tennessee State (2), former member East Tennessee State (2), Belmont (2 – including winning the titles in each of its first two years in the league), Southeast Missouri State (1), UT Martin (1) and former member Akron (1).

Among the coaching greats in men's basketball have been Western Kentucky's E.A. Diddle, who retired with 759 victories and 10 OVC titles; John Oldham, who was a member of the very first All-OVC squad and went on to win seven OVC crowns during his coaching tenure at Tennessee Tech and Western Kentucky; Paul McBrayer, who guided Eastern Kentucky to 219 wins and three OVC crowns; and Cal Luther, who is the only person in Conference history to win men's basketball Coach of the Year honors at two league schools - Murray State and UT Martin. Current Austin Peay head coach Dave Loos became the winningest coach in OVC history in 2009-10, netting his 319th victory and passing Luther on the all-time list. Loos enters the 2014-15 season with 383 victories.

There have been an equal number of great players including Western Kentucky's Clem Haskins, who is the only three-time OVC Player of the Year. Several players have won OVC Player of the Year honors twice: Western Kentucky's Jim McDaniels (1969-70 and 1970-71), Murray State's Les Taylor (1971-72, 1972-73), Jeff Martin (1987-88, 1988-89), Popeye Jones (1989-90, 1990-91) and Marcus Brown (1994-95, 1995-96), Austin Peay's Otis Howard (1976-77, 1977-78), Middle Tennessee's Jerry Beck (1980-81, 1981-82), Akron's Joe Jakubick (1982-83, 1983-84), Tennessee State's Carlos Rogers (1992-93, 1993-94), UT Martin's Lester Hudson (2007-08, 2008-09), Morehead State's Kenneth Faried (2009-10, 2010-11) and Murray State's Isaiah Canaan (2011-12, 2012-13).

The OVC also has the honor of being the only conference to boast the nation's leaders in scoring, rebounding and assists all in one season. That feat was accomplished in 1991-92 by Morehead State's Brett Roberts (28.1 ppg), Murray State's Popeye Jones (14.4 rpg) and Tennessee Tech's Van Usher (8.8 apg).

In 2007-08, UT Martin guard Lester Hudson became the first men's Division I player to record a quadruple-double in a game, when he registered 25 points, 12 rebounds,

OVC History

10 assists and 10 steals in a victory over Central Baptist College. Hudson, who ranked fourth in scoring nationally as a junior, returned for his senior season in 2008-09 and was second nationally in scoring (behind Davidson's Stephen Curry) at 27.5 points a contest. Hudson earned numerous honors (including OVC Player of the Year and OVC Male Athlete of the Year in each 2008 and 2009 and All-American status from several outlets) before being drafted by the Boston Celtics with the No. 58 pick of the 2009 NBA Draft.

Murray State guard Isaiah Canaan, a first-team All-American in 2011-12, capped his illustrious career in 2012-13 by becoming just the 17th player in OVC history to score 2,000 or more career points (and the third player in the past three years to do so). Canaan, who was a key part of Murray State NCAA Tournament victories in both 2010 and 2012, earned a pair of OVC Player of the Year honors (2012 and 2013) during his career as well as being named OVC Freshman of the Year (2010), OVC Tournament MVP (2010) and OVC Male Athlete of the Year (2012).

Women's basketball in the OVC has been dominated by Tennessee Tech, which has won or shared 18 regular-season titles and owns nine OVC Tournament crowns. In fact, the Golden Eagles have reached the championship game of the OVC Tournament 22 times in the past 32 years. Although Tennessee Tech remains the standard-bearer, five other teams have won 14 of the last 21 OVC Tournaments. UT Martin became the latest program to add its name to the list, capturing its first OVC Tournament title in 2011 and also winning championships in 2012, 2013 and 2014. The Skyhawks became just the fourth team in OVC history (and first since Austin Peay from 2000-03) to win four-straight tournament titles.

Several coaches have made their mark in the history of OVC women's basketball. Former Tennessee Tech coach Marynell Meadors posted an amazing 363-139 (72.3%) record at Tech, becoming the first woman in NCAA or AIAW history to win 300 games at the same institution, while former Tennessee State skipper Teresa Phillips earned National Coach of the Year honors from USA Today in 1990 for turning around the Lady Tigers' program before going on

to lead TSU to the NCAA Tournament in 1994 and 1995. Tennessee Tech coach Bill Worrell capped a stellar 20-year career in 2005-06 and was inducted into the OVC Hall of Fame in 2007; he compiled a 408-190 record while leading the Golden Eagles to an unprecedented 16 OVC regular-season titles and eight NCAA Tournament appearances, including five straight from 1989-93. Larry Joe Inman, who retired at the conclusion of the 2007-08 season and was inducted into the OVC Hall of Fame in 2009, won more than 100 games at both Middle Tennessee and Eastern Kentucky, and earned OVC Coach of the Year honors a record eight times - five times at EKV and three at MTSU. In 2012-13 Inman came out of retirement to take the Tennessee State job.

Many great players have graced the hardwood over the years, including former OVC Players of the Year Brooke Armistead and Gerlonda Hardin from Austin Peay, Pam Chambers, Jerilynn Harper, Cheryl Taylor, Angela Moorehead, Roschelle Vaughn, Diane Seng, Janet Holt and Emily Christian from Tennessee Tech; Morehead State's Donna Murphy, Priscilla Blackford and Chynna Bozeman; Eastern Kentucky's Kim Mays; Southeast Missouri's Gray C. Harris; Murray State's Ashley Hayes; and UT Martin's Heather Butler and Jasmine Newsome.

Morehead State center Brittany Pittman set new school, league and NCAA standards for blocked shots in 2008-09. Pittman swatted 164 shots during the season, setting a new NCAA single-season record (which has since been broken). During the campaign, only her second with the Eagles, she also set career block records for both Morehead State and the OVC (287).

In 2012-13 the UT Martin duo of Jasmine Newsome and Heather Butler finished fifth and sixth nationally among NCAA scoring leaders. Newsome, the 2012 and 2013 OVC Player of the Year, averaged 22.6 points per game on the way to All-American honors while Butler averaged 22.4 points per contest. Butler set a NCAA record during the season by connecting on a 3-pointer in her 80th-straight game.

In 2013-14 Butler and Newsome capped their brilliant careers by ranking first and second in scoring in OVC history. Butler, the 2013-14 OVC Female Athlete of the

Year, finished her career with 2,865 points, which ranked first in OVC and 16th in NCAA history. She also finished her career with 392 career 3-pointers (tied for the most in NCAA history) and scored in double figures in all 129 career games which ranks fifth in NCAA history. Following the season Butler was signed by the WNBA's San Antonio Stars where she became the first OVC player to make an active WNBA roster. Newsome capped her career with 2,566 points, second only to Butler in OVC history.

The league also had another historical moment in November 2008 when the NCAA awarded Nashville the 2014 NCAA Women's Division I Final Four. The OVC served as the host of the prestigious event, which is one of the biggest sporting events the city of Nashville can host. The event was held April 6 & 8 at Bridgestone Arena in downtown Nashville and was played in front of sold-out crowds for both the semifinals and championship as UConn topped Notre Dame in a battle of undefeated teams to win its ninth national title.

Over its 66 years, OVC teams have garnered national championships and bowl games in football, along with national team or individual titles in the sports of rifle, cross country, track and golf.

The OVC has also produced several Olympic athletes, including Murray State's Morgan Hicks, who was a member of the 2004 United States Olympic Rifle Team and Morehead State's Brian Shimer who competed in five Winter Olympics in bobsled (winning a bronze medal in 2002) and coached the 2010 United States bobsled team to its first gold medal since 1948. Former Morehead State football and Eastern Kentucky track and field athlete Dallas Robinson competed with the U.S. bobsled team during the 2014 Sochi Winter Olympics. In addition, some of the greatest players in professional sports were educated at OVC institutions. The list includes former greats such as football's Phil Simms (Morehead State), basketball's Clem Haskins (Western Kentucky) and Bubba Wells (Austin Peay) and two-sport star Steve Hamilton (Morehead State) to present-day standouts like basketball player Kenneth Faried (Morehead State), football player Tony Romo (Eastern Illinois) and baseball players A.J. Ellis (Austin Peay) and Shawn

OVC History

SOUTHEAST MISSOURI STATE UNIVERSITY

Kelley (Austin Peay). Hamilton is the only athlete to ever play in the NCAA Basketball Championship, a Major League Baseball World Series (New York Yankees) and a NBA Championship Series (Los Angeles Lakers).

The OVC's first volleyball tournament was held in 1981, the same year Eastern Kentucky began a string of six straight tournament crowns. Former EKV skipper Dr. Geri Polvino compiled a 627-439 record in 32 seasons as head coach of the Colonels, earning OVC Coach of the Year honors eight times. More recently, former Austin Peay coach Cheryl Holt and former Southeast Missouri skipper Cindy Gannon also earned their peers' recognition multiple times with four awards each.

Throughout the last 31 years, 11 different teams have won an OVC regular-season or tournament volleyball crown. Since joining the league in 1991, Southeast Missouri has dominated the scene, winning seven of its eight regular-season titles during the 1990's, including five straight from 1993-97. The Redhawks have also won five tournament crowns (1994, 1996, 1998, 1999 and 2000). Jacksonville State won back-to-back OVC Tournament Championships (2005, 2006) including going through the OVC undefeated (16-0) in 2006 and winning a NCAA Tournament match in 2010, the league's first NCAA victory since 2000.

Following the 2007 season, Jacksonville State's Abbey Breit was named the OVC Offensive Player of the Year for the third-straight season, becoming the first player in OVC history to accomplish that feat. Four other individuals - Eastern Kentucky's Angela Boykins (1985-86), Morehead State's Dayle Hammontree (1988-89), Southeast Missouri's Tuba Meto (1996-97) and Morehead State's Amy Almond (2001-02) - were back-to-back winners of the award.

Morehead State won its fourth-straight OVC regular season championship in 2013. Over that time period the Eagles have compiled an impressive 67-3 league record.

In 2007, Eastern Kentucky's Jacob Korir won his fourth-straight Conference cross country title becoming just the third OVC student-athlete and 13th athlete nationally to accomplish that feat. Korir was a three-time All-American in cross country, earning two top-10 finishes at the NCAA

Cross Country Championship. The Nairobi, Kenya, native was also named a track and field All-American twice during his career, was selected as the OVC Male Athlete of the Year in 2006-07 and received the NCAA post graduate scholarship in 2008.

In 2011 the Eastern Kentucky men's cross country earned a national ranking in the USTFCCCA poll, climbing to as high as No. 17; the ranking was the highest for an OVC team since the polls began in the early 1980s. The EKV men would qualify for the NCAA Championship, becoming the first OVC team to reach the national championship meet since 1980. Eastern Kentucky finished 26th overall at the event as junior Soufiane Bouchikhi was 47th in a field of 252 runners. On the women's side Eastern Kentucky senior Lydia Kosgei became the first EKV woman to ever qualify for the NCAA Championship and went on to finish 37th at the national meet, marking the second-highest finish for a female in OVC history, and also earning All-American honors.

A year later (2012) the EKV men's cross country team was ranked as high as No. 11 nationally and finished 24th at the NCAA Championship. Wade Meddles led the team with a 38th place finish at the event while Bouchikhi was 40th. In 2013 Eastern Kentucky placed 15th at the NCAA Championship, the highest national finish for an OVC team since 1980. Soufiane Bouchikhi capped his career by winning his fourth-straight OVC Championship and earning National Runner of the Week honors during the season. Bouchikhi finished 26th at the NCAA Championship in 2013, earning All-American honors for the second-straight season.

In 2007 the Conference had two teams in the NCAA Women's Soccer Tournament for the first time in league history, as former OVC member Samford earned an at-large selection while Southeast Missouri was the Conference's automatic bid.

In 2009 it was OVC softball that accomplished several firsts as UT Martin (tournament champion) and Jacksonville State (at-large) were each selected for the NCAA Championship. Jacksonville State would take it a step farther by winning the Knoxville Regional (beating No. 13 national seed Tennessee along the way) to become the first OVC softball program to advance to a Super

Regional. Jax State would fall to No. 4 Alabama in that Super Regional but finished the season 43-16 (19-2 OVC) and ranked 21st nationally in the ESPN.com/USA Softball poll and 24th nationally in the USA Today/NFCA poll.

The league's baseball presence has continued to evolve since its inception. The OVC baseball tournament moved to a neutral site for the first time in 2001 with Paducah, Ky. and Brooks Stadium hosting the tournament in front of raucous crowds. The success of the tournament led to Jackson, Tenn. and The Ballpark at Jackson (the home of the Seattle Mariner's Class AA affiliate) - hosting the event for the first time in 2010.

The OVC also has made a statement in the NCAA Baseball Championship in recent years, with its teams involved in several memorable contests in the last decade. Tennessee Tech surprised Wake Forest in the opening round of the 2001 tournament and Southeast Missouri stunned host Alabama in the opening round of the 2002 championship. Five years later, Austin Peay captured the collegiate baseball world's attention by taking Vanderbilt, the 2007 No. 1 overall seed, to extra innings. Eastern Illinois pushed host Nebraska to the limit in 2008 followed by Tennessee Tech's memorable contest against host Clemson in 2009.

After not making the OVC Tournament field in either 2009 or 2010, Austin Peay, who was picked to finish seventh in the 2011 preseason poll, won the regular season and tournament championships to garner its fourth NCAA Tournament appearance. In the first game of NCAA Regional play the Gobs knocked off host and No. 1 seed Georgia Tech 2-1.

In 2012 Austin Peay completed a "repeat squared" (back-to-back regular season and tournament championships) for the first-time in OVC history. The Gobs would go on to top Indiana State and Cal State Fullerton at the Eugene Regional, before falling to host Oregon in the regional final. In marked the first time since the 2000 season (Middle Tennessee) that an OVC team had won multiple NCAA Tournaments games in the same season.

Austin Peay completed a "3-Peayt" by winning its third-straight OVC Tournament crown in 2013. Along the way the Gobs gar-

OVC History

nered the first nationally-ranking by an OVC team since 2009 (climbing to as high as 21st nationally) and tied the OVC single-season record with 47 victories. The Govs earned the No. 2 seed in the NCAA Bloomington Regional, becoming the first OVC team in the current regional format (since 1999) to earn anything other than a No. 4 seed. The squad topped Florida and Valparaiso to advance to the regional final for the second-straight season before losing to host Indiana. Govs senior closer Tyler Rogers was a big part of his team's success during the year, setting the NCAA single-season record for saves (23 – a mark that was later eclipsed during the College World Series).

After the 2014 baseball season OVC teams have won at least one game in the NCAA regional round in five of the last eight years.

For the third-straight year 12 OVC players were selected in the 2014 Major League Baseball First-Year Player Draft. Of those 12 selections five came in the first 10 rounds, setting a new record for most OVC players picked in the first 10 rounds (eclipsing the old mark of three set several times). The 12 selections were once again just one off the record of 13 selections in 2010; overall the OVC has had 58 players selected over the past five years (2010-14).

A first in the OVC occurred in 2008, when the league had a first round draft pick in both the NFL (Tennessee State's Dominique Rodgers-Cromartie) and Major League Baseball (Eastern Kentucky's Christian Friedrich) Drafts in the same school year. A year later (2009) the league had a Major League Baseball First Round Compensation Round pick (Eastern Illinois' Tyler Kehrner who was No. 48 overall) and NBA Second Round pick (UT Martin's Lester Hudson) in the same season.

The playing field is not the only place where OVC athletes are working hard. The league also recognizes excellence in the classroom. Six Scholar-Athlete Awards are presented yearly to male and female athletes, while others are commended for their academic success by being Medal of Honor recipients or earning a spot on the Commissioner's Honor Roll. Additionally, the league annually presents one institutional Academic Achievement Award, as well as separate team awards in each Conference-sponsored sport. Since the College Sports Information

Directors of America (CoSIDA) Academic All-America program began, the Ohio Valley Conference has had 229 student-athletes honored with the award, including 50 over the last five years (2009-10, 2010-11, 2011-12, 2012-13, 2013-14).

Through the early years of the league, administrators wrestled with fan behavior due to the close proximity of the Conference members and the intense rivalries which developed. Just as it did decades ago, the OVC took the leadership role on what has become a national issue. In 1995, the OVC implemented a first-of-its-kind "Sportsmanship Statement," a policy which promotes principles of fair play, ethical conduct and respect for one's opponent. The statement has become a model for others to follow across the nation, and has answered the challenge of the NCAA Presidents Commission to improve sportsmanship in collegiate athletics.

Additionally, the OVC annually presents the Steve Hamilton Sportsmanship Award, in honor of the former Morehead State student-athlete, coach and athletics director, to a junior or senior student-athlete with significant athletic contributions who best exemplifies the characteristics of sportsmanship and citizenship. Most recently, the Conference has also implemented the OVC Institutional and Team Sportsmanship Awards, which are presented to one institution and 18 sport-specific teams voted by their peers to have best exhibited the standards of sportsmanship and ethical conduct as outlined by the OVC and NCAA.

The vision of leadership demonstrated

by the Founding Fathers in 1948 remains alive today as the Ohio Valley Conference prepares for the future. One example is in regard to the current trend in collegiate athletics administration for increased involvement of university presidents in setting policies and making rules. The presidents of OVC institutions, however, have always governed the Conference, long before presidential governance became a national theme.

The Ohio Valley Conference sponsors the following sports: baseball, basketball, cross country, football, golf, tennis and track for men, and basketball, cross country, golf, soccer, softball, tennis, track and volleyball for women.

In addition, the OVC also sponsors the combined men's and women's sport of rifle.

Now in its seventh decade of competition, the Ohio Valley Conference has grown significantly from its humble beginnings while increasing the number of athletics opportunities it provides for students. Current league representatives include charter members Eastern Kentucky University, Morehead State University and Murray State University, along with Austin Peay State University, Belmont University, Eastern Illinois University, Jacksonville State University, Southeast Missouri State University, Southern Illinois University Edwardsville, Tennessee State University, Tennessee Technological University and the University of Tennessee at Martin. In addition Columbus State University serves as an affiliate member for the sport of rifle.

SINCE 1948



INSPIRING EXCELLENCE
SINCE 1948

OVC History

SOUTHEAST MISSOURI STATE UNIVERSITY

2013-14 Standings

East Division	OVC	Pct.	PF	PA	Overall	Pct.	PF	PA	Home	Away	Neutral	Streak
Belmont	14-2	.875	81.9	72.6	26-10	.722	79.9	73.9	13-1	10-8	3-1	L1
Eastern Kentucky	11-5	.688	79.2	72.8	24-10	.706	78.7	70.9	12-2	8-6	4-2	L1
Morehead State	10-6	.625	75.0	72.4	20-14	.588	76.6	73.0	9-5	9-7	2-2	L2
Tennessee Tech	9-7	.563	70.2	72.9	17-16	.515	72.0	72.0	10-4	6-9	1-3	L1
Jacksonville State	4-12	.250	62.4	68.8	10-21	.323	65.0	70.2	7-6	2-14	1-1	L8
Tennessee State	4-12	.250	70.8	75.3	5-25	.167	68.7	75.5	3-10	2-13	0-2	L1
West Division	OVC	Pct.	PF	PA	Overall	Pct.	PF	PA	Home	Away	Neutral	Streak
Murray State	13-3	.813	82.7	72.9	23-11	.676	77.9	71.9	17-1	6-9	0-1	W5
Southeast Missouri	8-8	.500	82.9	83.1	18-14	.563	82.9	78.6	9-4	5-9	4-1	L1
Eastern Illinois	7-9	.438	72.4	75.9	11-19	.367	67.7	73.5	7-7	4-11	0-1	L1
SIUE	7-9	.438	73.6	74.7	11-20	.355	73.0	76.3	9-5	2-12	0-3	L4
Austin Peay	6-10	.375	76.2	80.2	12-18	.400	76.2	78.9	8-6	3-11	1-1	W1
UT Martin	3-13	.188	77.4	83.2	8-23	.258	74.3	81.5	5-10	3-13	0-0	L4

Scoring Offense

G	W-L	Pts	Avg/G
Southeast Missouri 32	18-14	2654	82.9
Belmont	36	26-10	2876
Eastern Kentucky	34	24-10	2677
Murray State	34	23-11	2647
Morehead State	34	20-14	2603
Austin Peay	30	12-18	2287
UT Martin	31	8-23	2304
SIUE	31	11-20	2264
Tennessee Tech	33	17-16	2376
Tennessee State	30	5-25	2061
Eastern Illinois	30	11-19	2030
Jacksonville State	31	10-21	2014

Scoring Defense

G	Pts	Avg/G
Jacksonville State	31	2176
Eastern Kentucky	34	2411
Murray State	34	2446
Tennessee Tech	33	2376
Morehead State	34	2483
Eastern Illinois	30	2206
Belmont	36	2661
Tennessee State	30	2265
SIUE	31	2364
Southeast Missouri 32	2514	78.6
Austin Peay	30	2368
UT Martin	31	2526

Scoring Margin

G	Off	Def	Margin
Eastern Kentucky	34	78.7	70.9
Belmont	36	79.9	73.9
Murray State	34	77.9	71.9
Southeast Missouri 32	82.9	78.6	+4.4
Morehead State	34	76.6	73.0
Tennessee Tech	33	72.0	72.0
Austin Peay	30	76.2	78.9
SIUE	31	73.0	76.3
Jacksonville State	31	65.0	70.2
Eastern Illinois	30	67.7	73.5
Tennessee State	30	68.7	75.5
UT Martin	31	74.3	81.5

Free Throw Pct

G	FTM	FTA	Pct
Eastern Kentucky	34	600	.752
Belmont	36	587	.739
UT Martin	31	502	.725
Eastern Illinois	30	472	.715
Tennessee State	30	500	.714
Morehead State	34	693	.699
Southeast Missouri 32	514	743	.692
Tennessee Tech	33	547	.677
Jacksonville State	31	469	.675
Murray State	34	593	.672
Austin Peay	30	535	.665
SIUE	31	429	.665

Field Goal Percentage

G	FGM	FGA	Pct
Southeast Missouri 32	961	1924	.499
Belmont	36	983	.498
Austin Peay	30	797	.488
Eastern Kentucky	34	881	.487
Murray State	34	901	.475
SIUE	31	806	.470
Tennessee Tech	33	822	.454
Morehead State	34	861	.447
Eastern Illinois	30	703	.440
Tennessee State	30	707	.429
UT Martin	31	792	.424
Jacksonville State	31	685	.419

Field Goal Pct Defense

G	FGM	FGA	Pct
Murray State	34	896	.445
Southeast Missouri 32	839	1882	.446
Morehead State	34	809	.448
Tennessee Tech	33	776	.449
Belmont	36	914	.460
Austin Peay	30	838	.461
Tennessee State	30	744	.463
Eastern Illinois	30	745	.468
Jacksonville State	31	746	.479
Eastern Kentucky	34	793	.486
SIUE	31	851	.497
UT Martin	31	872	.521

3-Point FG Pct

G	3FGM	3FGA	Pct
Belmont	36	323	.823
Eastern Kentucky	34	315	.807
SIUE	31	223	.590
Murray State	34	252	.671
Southeast Missouri 32	218	607	.359
Austin Peay	30	158	.459
UT Martin	31	218	.636
Tennessee Tech	33	185	.565
Jacksonville State	31	175	.541
Eastern Illinois	30	152	.476
Morehead State	34	188	.629
Tennessee State	30	147	.502

3-Point FG Pct Defense

G	3FGM	3FGA	Pct
Murray State	34	185	.574
Tennessee State	30	184	.545
SIUE	31	184	.533
Morehead State	34	211	.609
Belmont	36	248	.709
Tennessee Tech	33	189	.538
Eastern Kentucky	34	204	.577
Austin Peay	30	234	.651
Southeast Missouri 32	244	654	.373
UT Martin	31	194	.516
Jacksonville State	31	164	.432
Eastern Illinois	30	205	.524

Rebounding Offense

G	Rebounds	Avg/G
Morehead State	34	1309
Southeast Missouri 32	1191	37.2
Murray State	34	1233
Tennessee Tech	33	1171
Tennessee State	30	1007
Austin Peay	30	999
Eastern Illinois	30	971
UT Martin	31	982
Belmont	36	1123
SIUE	31	963
Jacksonville State	31	950
Eastern Kentucky	34	884

2013-14 Final OVC Statistics

Rebounding Defense	G	Rebounds	Avg/G
Morehead State	34	1038	30.5
Tennessee Tech	33	1067	32.3
Eastern Kentucky	34	1110	32.6
Belmont	36	1177	32.7
Eastern Illinois	30	988	32.9
Southeast Missouri	32	1063	33.2
Jacksonville State	31	1046	33.7
SIUE	31	1054	34.0
Murray State	34	1160	34.1
Tennessee State	30	1029	34.3
Austin Peay	30	1052	35.1
UT Martin	31	1129	36.4

Blocked Shots	G	Blocks	Avg/G
Austin Peay	30	156	5.20
Eastern Illinois	30	144	4.80
Tennessee Tech	33	154	4.67
Murray State	34	148	4.35
Southeast Missouri	32	136	4.25
Jacksonville State	31	110	3.55
Morehead State	34	104	3.06
SIUE	31	94	3.03
Tennessee State	30	84	2.80
UT Martin	31	82	2.65
Belmont	36	88	2.44
Eastern Kentucky	34	67	1.97

Assists	G	Assists	Avg/G
Southeast Missouri	32	533	16.66
Belmont	36	571	15.86
Austin Peay	30	444	14.80
Eastern Kentucky	34	498	14.65
SIUE	31	435	14.03
UT Martin	31	426	13.74
Morehead State	34	456	13.41
Murray State	34	446	13.12
Tennessee Tech	33	408	12.36
Eastern Illinois	30	359	11.97
Jacksonville State	31	366	11.81
Tennessee State	30	314	10.47

Steals	G	Steals	Avg/G
Eastern Kentucky	34	299	8.79
Morehead State	34	271	7.97
UT Martin	31	234	7.55
Tennessee Tech	33	245	7.42
Southeast Missouri	32	228	7.13
Belmont	36	248	6.89
Austin Peay	30	206	6.87
SIUE	31	212	6.84
Jacksonville State	31	195	6.29
Murray State	34	203	5.97
Eastern Illinois	30	171	5.70
Tennessee State	30	163	5.43

Offensive Rebounds	G	Rebounds	Avg/G
Morehead State	34	482	14.18
Tennessee Tech	33	412	12.48
Murray State	34	397	11.68
Tennessee State	30	344	11.47
UT Martin	31	350	11.29
Southeast Missouri	32	360	11.25
Jacksonville State	31	336	10.84
Eastern Illinois	30	315	10.50
Austin Peay	30	298	9.93
SIUE	31	298	9.61
Belmont	36	315	8.75
Eastern Kentucky	34	243	7.15

Defensive Rebounds	G	Rebounds	Avg/G
Southeast Missouri	32	831	25.97
Murray State	34	836	24.59
Morehead State	34	827	24.32
Austin Peay	30	701	23.37
Tennessee Tech	33	759	23.00
Belmont	36	808	22.44
Tennessee State	30	663	22.10
Eastern Illinois	30	656	21.87
SIUE	31	665	21.45
UT Martin	31	632	20.39
Jacksonville State	31	614	19.81
Eastern Kentucky	34	641	18.85

Turnover Margin	G	Team	Avg.	Opponent	Avg.	Margin
Eastern Kentucky	34	359	10.6	574	16.9	+6.32
UT Martin	31	361	11.6	437	14.1	+2.45
Belmont	36	463	12.9	517	14.4	+1.50
Jacksonville State	31	351	11.3	376	12.1	+0.81
SIUE	31	429	13.8	433	14.0	+0.13
Morehead State	34	530	15.6	518	15.2	-0.35
Murray State	34	420	12.4	400	11.8	-0.59
Tennessee Tech	33	498	15.1	470	14.2	-0.85
Southeast Missouri	32	419	13.1	388	12.1	-0.97
Tennessee State	30	371	12.4	335	11.2	-1.20
Eastern Illinois	30	399	13.3	361	12.0	-1.27
Austin Peay	30	471	15.7	430	14.3	-1.37

Assist/Turnover Ratio	G	Assist	Avg.	Turnover	Avg.	Ratio
Eastern Kentucky	34	498	14.6	359	10.6	1.39
Southeast Missouri	32	533	16.7	419	13.1	1.27
Belmont	36	571	15.9	463	12.9	1.23
UT Martin	31	426	13.7	361	11.6	1.18
Murray State	34	446	13.1	420	12.4	1.06
Jacksonville State	31	366	11.8	351	11.3	1.04
SIUE	31	435	14.0	429	13.8	1.01
Austin Peay	30	444	14.8	471	15.7	0.94
Eastern Illinois	30	359	12.0	399	13.3	0.90
Morehead State	34	456	13.4	530	15.6	0.86
Tennessee State	30	314	10.5	371	12.4	0.85
Tennessee Tech	33	408	12.4	498	15.1	0.82

SOUTHEAST MISSOURI STATE UNIVERSITY

Scoring	G	FG	3FG	FT	Points	Avg/G
Patrick Miller, TSU	30	230	44	208	712	23.7
Tyler Stone, SEMO	30	223	23	109	578	19.3
Jarekious Bradley, SEMO	32	218	75	97	608	19.0
Glenn Cosey, ECU	34	187	115	148	637	18.7
JJ Mann, BEL	36	218	89	135	660	18.3
Angelo Warner, MOR	34	183	56	174	596	17.5
Cameron Payne, MUR	34	190	72	120	572	16.8
Travis Betran, APSU	30	147	75	107	476	15.9
Craig Bradshaw, BEL	35	191	65	102	549	15.7
Jarvis Williams, MUR	34	184	0	137	505	14.9
Terence Smith, UTM	31	134	60	125	453	14.6
Myles Taylor, UTM	28	144	8	113	409	14.6
Sherman Blanford, EIU	30	155	0	126	436	14.5
Corey Walden, ECU	34	151	39	129	470	13.8
Chris Horton, APSU	30	163	0	71	397	13.2
Jeffery Moss, MUR	34	147	58	96	448	13.2
Darion Rackley, JSU	30	108	30	148	394	13.1
Reggie Smith, EIU	26	99	29	113	340	13.1
Mike Liabo, UTM	24	104	52	34	294	12.3
Donivine Stewart, SIUE	31	132	43	71	378	12.2
Will Triggs, APSU	30	124	0	115	363	12.1
Brent Arrington, MOR	34	128	46	99	401	11.8
Brian Williams, JSU	29	113	23	76	325	11.2
Reece Chamberlain, BEL	31	104	22	107	337	10.9
M.J. Rhett, TSU	29	112	0	91	315	10.9
Dwan Caldwell, TTU	33	137	0	80	354	10.7
Dennis Ogbe, TTU	33	128	9	85	350	10.6
Jeremiah Samarrippas, TTU	33	112	60	61	345	10.5
Marshun Newell, UTM	31	108	26	82	324	10.5
Drew Windler, BEL	36	126	81	40	373	10.4

Rebounding	G	Off	Def	Total	Avg/G
Chad Posthumus, MOR	34	145	225	370	10.9
Jarvis Williams, MUR	34	128	210	338	9.9
Chris Horton, APSU	30	100	185	285	9.5
Tyler Stone, SEMO	30	73	211	284	9.5
M.J. Rhett, TSU	29	87	178	265	9.1
Sherman Blanford, EIU	30	89	150	239	8.0
Jonathan Fairell, MUR	34	97	134	231	6.8
Myles Taylor, UTM	28	66	111	177	6.3
Jarekious Bradley, SEMO	32	48	153	201	6.3
Nino Johnson, SEMO	30	63	118	181	6.0
Dennis Ogbe, TTU	33	80	112	192	5.8
Dwan Caldwell, TTU	33	88	95	183	5.5
Kennedy Eubanks, TSU	29	36	118	154	5.3
Nick Cook, JSU	31	64	98	162	5.2
Will Triggs, APSU	30	47	109	156	5.2
Keaton Jackson, SIUE	31	56	98	154	5.0
D.J. Felder, JSU	30	49	98	147	4.9
Angelo Warner, MOR	34	54	109	163	4.8
JJ Mann, BEL	36	15	157	172	4.8
Blake Jenkins, BEL	35	58	108	166	4.7

Field Goal Percentage	G	FG	FGA	Pct
Keaton Jackson, SIUE	31	111	150	.740
Evan Bradds, BEL	35	112	172	.651
Eric Stutz, ECU	34	110	169	.651
Jarvis Williams, MUR	34	184	284	.648
Dennis Ogbe, TTU	33	128	210	.610
Chris Horton, APSU	30	163	274	.595
Will Triggs, APSU	30	124	217	.571
Tyler Stone, SEMO	30	223	410	.544
M.J. Rhett, TSU	29	112	207	.541
Dwan Caldwell, TTU	33	137	254	.539
D.J. Felder, JSU	30	100	190	.526
Antonius Cleveland, SEMO	32	107	204	.525
Sherman Blanford, EIU	30	155	299	.518
Marcus Lewis, ECU	34	127	247	.514
Myles Taylor, UTM	28	144	283	.509

Free Throw Percentage	G	FT	FTA	Pct
Travis Betran, APSU	30	107	122	.877
JJ Mann, BEL	36	135	155	.871
Glenn Cosey, ECU	34	148	176	.841
Corey Walden, ECU	34	129	155	.832
Terence Smith, UTM	31	125	152	.822
Angelo Warner, MOR	34	174	212	.821
Lucas Nutt, SEMO	32	80	98	.816
Craig Bradshaw, BEL	35	102	126	.810
Jeffery Moss, MUR	34	96	120	.800
Donivine Stewart, SIUE	31	71	90	.789
Patrick Miller, TSU	30	208	268	.776
Jarekious Bradley, SEMO	32	97	125	.776
Cameron Payne, MUR	34	120	155	.774
Eric Stutz, ECU	34	72	93	.774
Reece Chamberlain, BEL	31	107	142	.754

3-Point FG Percentage	G	3FG	3FGA	Pct
Drew Windler, BEL	36	81	176	.460
Maurice Wiltz, SIUE	30	48	106	.453
Terence Smith, UTM	31	60	137	.438
Tarius Johnson, ECU	34	38	89	.427
Glenn Cosey, ECU	34	115	270	.426
Orlando Williams, ECU	34	50	119	.420
Dexter Fields, MUR	34	76	181	.420
Undra Mitchem, JSU	31	40	99	.404
Craig Bradshaw, BEL	35	65	164	.396
Kris Davis, SIUE	29	35	89	.393
JJ Mann, BEL	36	89	228	.390
Jeffery Moss, MUR	34	58	153	.379
Donivine Stewart, SIUE	31	43	115	.374
Jarekious Bradley, SEMO	32	75	201	.373
Jacquan Nobles, TSU	24	29	79	.367

Assists	G	Assists	Avg/G
Lucas Nutt, SEMO	32	191	5.97
Damarius Smith, APSU	25	139	5.56
Reece Chamberlain, BEL	31	170	5.48
Cameron Payne, MUR	34	185	5.44
Kareem Storey, MOR	32	162	5.06
Jeremiah Samarrippas, TTU	33	158	4.79
Donivine Stewart, SIUE	31	139	4.48
Glenn Cosey, EKU	34	142	4.18
Patrick Miller, TSU	30	123	4.10
Brian Williams, JSU	29	101	3.48
Marshun Newell, UTM	31	107	3.45
Reggie Smith, EIU	26	85	3.27
Craig Bradshaw, BEL	35	111	3.17
Angelo Warner, MOR	34	103	3.03
Corey Walden, EKU	34	100	2.94

Steals	G	Steals	Avg/G
Corey Walden, EKU	34	76	2.24
JJ Mann, BEL	36	77	2.14
Angelo Warner, MOR	34	67	1.97
Brent Arrington, MOR	34	66	1.94
Cameron Payne, MUR	34	57	1.68
Patrick Miller, TSU	30	49	1.63
Marcus Lewis, EKU	34	55	1.62
Donivine Stewart, SIUE	31	50	1.61
Reece Chamberlain, BEL	31	44	1.42
Jeremiah Samarrippas, TTU	33	46	1.39
Justin Childs, UTM	31	43	1.39
Marshun Newell, UTM	31	42	1.35
Craig Bradshaw, BEL	35	45	1.29
Damarius Smith, APSU	25	32	1.28
Reggie Smith, EIU	26	33	1.27

3-Point FG Made	G	3FG	Avg/G
Glenn Cosey, EKU	34	115	3.38
Travis Betran, APSU	30	75	2.50
JJ Mann, BEL	36	89	2.47
Jarekious Bradley, SEMO	32	75	2.34
Drew Windler, BEL	36	81	2.25
Dexter Fields, MUR	34	76	2.24
Mike Liabo, UTM	24	52	2.17
Cameron Payne, MUR	34	72	2.12
Terence Smith, UTM	31	60	1.94
Craig Bradshaw, BEL	35	65	1.86
Jeremiah Samarrippas, TTU	33	60	1.82
Jeffery Moss, MUR	34	58	1.71
Angelo Warner, MOR	34	56	1.65
Maurice Wiltz, SIUE	30	48	1.60
Orlando Williams, EKU	34	50	1.47

Blocked Shots	G	Blocks	Avg/G
Chris Horton, APSU	30	92	3.07
Keaton Jackson, SIUE	31	65	2.10
Jarvis Williams, MUR	34	60	1.76
Tyler Stone, SEMO	30	46	1.53
Jamal Hunter, JSU	31	45	1.45
Ladon Carter, TTU	31	38	1.23
Jonathan Fairell, MUR	34	34	1.00
Dwan Caldwell, TTU	33	33	1.00
M.J. Rhett, TSU	29	29	1.00
Myles Taylor, UTM	28	27	0.96
Jarekious Bradley, SEMO	32	30	0.94
Nino Johnson, SEMO	30	28	0.93
Drew Windler, BEL	36	33	0.92
Luke Piotrowski, EIU	30	26	0.87
Dennis Ogbe, TTU	33	27	0.82

Offensive Rebounds	G	Rebounds	Avg/G
Chad Posthumus, MOR	34	145	4.26
Jarvis Williams, MUR	34	128	3.76
Chris Horton, APSU	30	100	3.33
M.J. Rhett, TSU	29	87	3.00
Sherman Blanford, EIU	30	89	2.97
Jonathan Fairell, MUR	34	97	2.85
Dwan Caldwell, TTU	33	88	2.67
Tyler Stone, SEMO	30	73	2.43
Dennis Ogbe, TTU	33	80	2.42
Myles Taylor, UTM	28	66	2.36
Nino Johnson, SEMO	30	63	2.10
Nick Cook, JSU	31	64	2.06
Jamal Hunter, JSU	31	62	2.00
Ladon Carter, TTU	31	60	1.94
Keaton Jackson, SIUE	31	56	1.81

Assist/Turnover Ratio	G	Assist	Avg.	Turnover	Avg.	Ratio
Lucas Nutt, SEMO	32	191	6.0	71	2.2	2.69
Glenn Cosey, EKU	34	142	4.2	63	1.9	2.25
Donivine Stewart, SIUE	31	139	4.5	62	2.0	2.24
Brian Williams, JSU	29	101	3.5	47	1.6	2.15
Reece Chamberlain, BEL	31	170	5.5	82	2.6	2.07
Cameron Payne, MUR	34	185	5.4	110	3.2	1.68
Jeremiah Samarrippas, TTU	33	158	4.8	100	3.0	1.58
Kareem Storey, MOR	32	162	5.1	111	3.5	1.46
Damarius Smith, APSU	25	139	5.6	96	3.8	1.45
Marshun Newell, UTM	31	107	3.5	78	2.5	1.37
Patrick Miller, TSU	30	123	4.1	100	3.3	1.23
Craig Bradshaw, BEL	35	111	3.2	94	2.7	1.18
Angelo Warner, MOR	34	103	3.0	89	2.6	1.16
Reggie Smith, EIU	26	85	3.3	74	2.8	1.15

Defensive Rebounds	G	Rebounds	Avg/G
Tyler Stone, SEMO	30	211	7.03
Chad Posthumus, MOR	34	225	6.62
Jarvis Williams, MUR	34	210	6.18
Chris Horton, APSU	30	185	6.17
M.J. Rhett, TSU	29	178	6.14
Sherman Blanford, EIU	30	150	5.00
Jarekious Bradley, SEMO	32	153	4.78
JJ Mann, BEL	36	157	4.36
Kennedy Eubanks, TSU	29	118	4.07
Myles Taylor, UTM	28	111	3.96
Jonathan Fairell, MUR	34	134	3.94
Nino Johnson, SEMO	30	118	3.93
Will Triggs, APSU	30	109	3.63
Dennis Ogbe, TTU	33	112	3.39
Corey Walden, EKU	34	115	3.38

Minutes Played	G	Minutes	Avg/G
Patrick Miller, TSU	30	1132	37.73
Glenn Cosey, EKU	34	1233	36.26
JJ Mann, BEL	36	1266	35.17
Angelo Warner, BEL	34	1184	34.82
Jeffery Moss, MUR	34	1170	34.41
Tyler Stone, SEMO	30	1005	33.50
Travis Betran, APSU	30	997	33.23
Brian Williams, JSU	29	951	32.79
M.J. Rhett, TSU	29	947	32.66
Cameron Payne, MUR	34	1110	32.65

2013-14 Final OVC Statistics



The Ohio Valley Conference Men's and Women's Basketball Tournaments once again return to the Nashville Municipal Auditorium in 2015 (March 4-7).

The combined men's and women's championship have been held at Municipal Auditorium nine previous times: 1994, 1995, 1996, 2004, 2008,

2011, 2012, 2013 and 2014). The men also held its championship at the venue in 1989. Prior to the tournament being at the end of the season, the 1967 men's tournament was held at Municipal Auditorium in December of that year.

The move to Municipal Auditorium keeps the championships in Nashville, a place it will have been held 21 times in the last 22 years. The only year the tournament have not been held in Nashville during that stretch was 2002.

All eight men's and all eight women's teams that qualify for the tournament gather at a single site for the entire tournament. Prior to 2011, the first round games were played on campus sites with the semifinals and finals being held in Nashville.

The bracket shifted from a traditional 1 vs. 8, 2 vs. 7, etc. format to a merit-based format in 2011. It rewards the top teams during the regular season

with byes into the quarterfinals and semifinals.

Now, the first round of each the men's and women's tournament will feature the No. 5 seed against the No. 8 seed and the No. 6 seed against the No. 7 seed. The winners of those games will advance to the quarterfinals to face the No. 3 and No. 4 seeds (who received a bye). The winners of those quarterfinal matchups will advance to the semifinals to face the No. 1 and No. 2 seeds (who received a pair of byes).

The 2015 Championship marks the 52nd time the men's event has been held, making it the fourth oldest Division I championship in the country (behind only the Southern, ACC and SEC).

Future OVC Basketball Tournament dates include March 2-5, 2016, March 1-4, 2017 and February 28 - March 3, 2018.



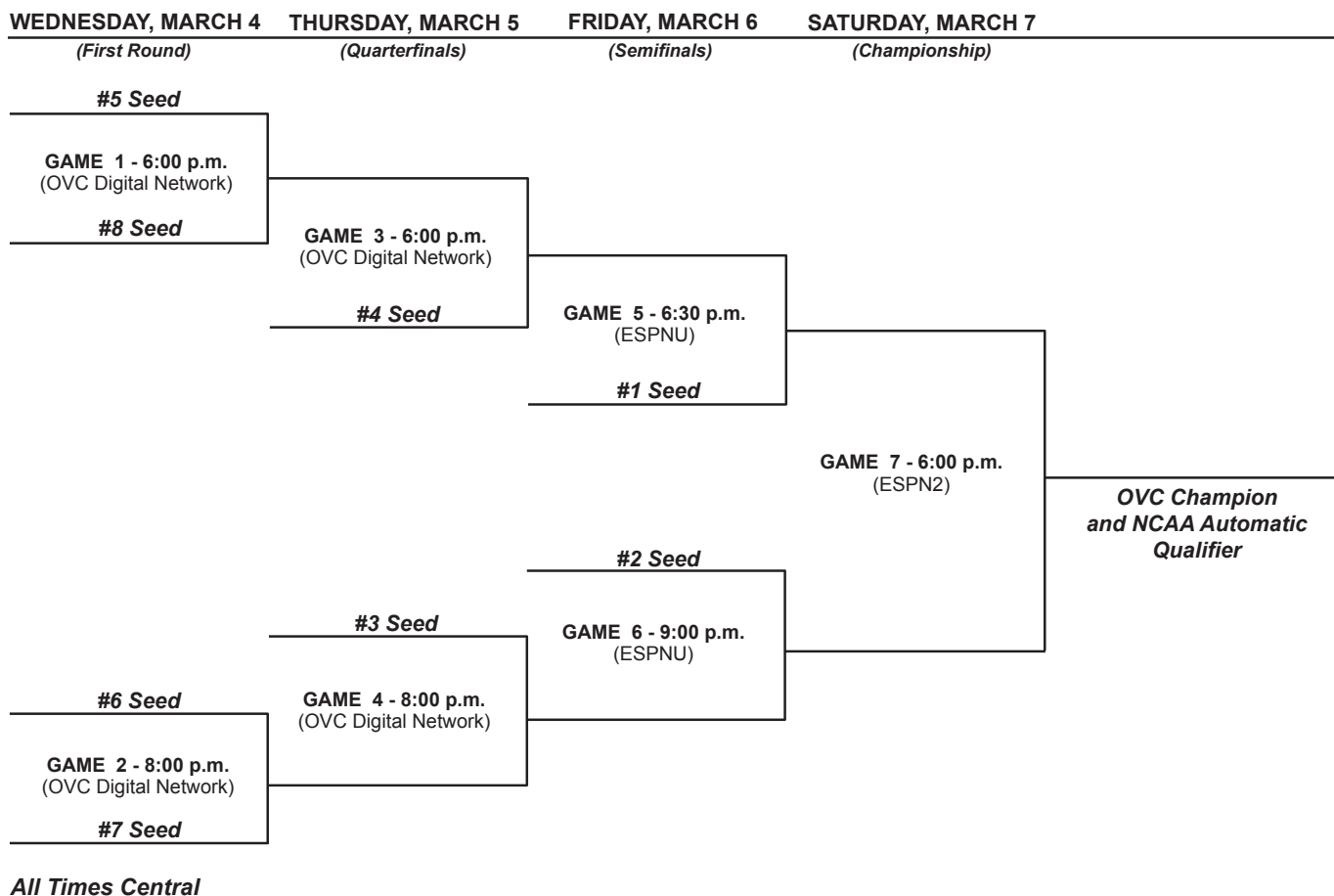
2014-15 OVC Tournament



**2015 Ohio Valley Conference
Basketball Championship
March 4-7
Municipal Auditorium
Nashville, Tennessee**



Men's Bracket



SOUTHEAST MISSOURI STATE UNIVERSITY

Saturday, November 1

Webster University at Austin Peay, 6 p.m. (exhibition)

Monday, November 3

Missouri Baptist at Southeast Missouri, 7 p.m. (exhibition)

Tuesday, November 4

William Carey at Jacksonville State, 7 p.m. (exhibition)

Wednesday, November 5

St. Catharine at Morehead State, 6 p.m. (exhibition)

Bryan College at Austin Peay, 7 p.m. (exhibition)

Thursday, November 6

Freed-Hardeman at Murray State, 7 p.m. (exhibition)

Greenville at SIUE, 7 p.m. (exhibition)

Blue Mountain at UT Martin, 7 p.m. (exhibition)

Bluefield College at Tennessee Tech, 7:30 p.m. (exhibition)

Friday, November 7

Urbana at Eastern Kentucky, 6 p.m. (exhibition)

Saturday, November 8

Fontbonne at Southeast Missouri, 6 p.m. (exhibition)

Monday, November 10

Columbus State at Jacksonville State, 7 p.m. (exhibition)

Saint Francis (Ill.) at Eastern Illinois, 7 p.m. (exhibition)

Friday, November 14

Belmont at Wright State, 6 p.m.

Savannah State at Eastern Kentucky, 6 p.m.

Jacksonville State at Marshall, 6 p.m.

Piedmont International at Tennessee Tech, 6 p.m.

Houston at Murray State, 7 p.m.

Harris-Stowe at SIUE, 7 p.m.

Reinhardt at Tennessee State, 7 p.m.

Eastern Illinois at Missouri State, 7:05 p.m.

Southeast Missouri at Loyola Marymount, 8 p.m.

UT Martin at Marquette, 8:30 p.m. (FOX Sports Wisconsin)

Morehead State at UNLV, 9 p.m.

Saturday, November 15

Austin Peay at Western Kentucky, 4 p.m.

Southeast Missouri vs. San Diego, 4:30 p.m.

Sunday, November 16

Berea College at Austin Peay, 3 p.m.

Monday, November 17

Jacksonville State at Louisville, 6 p.m. (ESPN3)

Cincinnati Christian at Morehead State, 6 p.m.

Belmont at Lipscomb, 6:30 p.m. (ESPN3)

IPFW at SIUE, 7 p.m.

Eureka College at Eastern Illinois, 7 p.m.

UT Martin at Arkansas State, 7:05 p.m.

Tennessee Tech at USC, 10 p.m. (Pac-12 Network)

Tuesday, November 18

Kentucky Christian at Eastern Kentucky, 6 p.m.

Southern Illinois at Tennessee State, 7 p.m.

Murray State at Middle Tennessee, 7 p.m.

Hannibal-LaGrange at Southeast Missouri, 7 p.m.

Wednesday, November 19

Morehead State at Cincinnati, 6 p.m. (FOX Sports Ohio/ESPN3)

Jacksonville State at Cleveland State, 6 p.m.

Austin Peay at Samford, 7 p.m.

Trevecca Nazarene at Belmont, 7 p.m.

Thursday, November 20

Champion Baptist at UT Martin, 6:30 p.m.

Brescia at Murray State, 7 p.m.

UC Davis at Eastern Illinois, 7 p.m.

Fisk at Tennessee State, 7 p.m.

Friday, November 21

Morehead State at Louisiana Tech, 6:30 p.m.

Austin Peay at Illinois, 7 p.m.

Saturday, November 22

Miles College at Jacksonville State, 4:30 p.m.

Cincinnati Clermont at Eastern Kentucky, 6 p.m.

Chattanooga at Tennessee Tech, 6 p.m.

Morehead State vs. Presbyterian, 8:30 p.m. (Ruston, La.)

SIUE at Portland, 9 p.m.

Belmont at Western Kentucky, TBA

Southeast Missouri at Central Arkansas, TBA

Sunday, November 23

Morehead State vs. American, 12:30 p.m. (Ruston, La.)

Eastern Illinois at Cincinnati, 4 p.m. (FOX Sports Ohio/ESPN3)

Tennessee State at Vanderbilt, 6 p.m. (FOX Sports Net)

Monday, November 24

Austin Peay at Indiana State, 5:30 p.m.

Murray State at Xavier, 6 p.m. (FOX Sports 1)

Lipscomb at Belmont, 7 p.m.

Southeastern Louisiana at Tennessee Tech, 6 p.m.

SIUE at Portland State, 9:05 p.m.

Tuesday, November 25

Tennessee State at Virginia, 6 p.m. (ESPN3)

UT Martin at Bethune-Cookman, 6 p.m.

Southeast Missouri at Bowling Green, 6 p.m.

Eastern Illinois at Creighton, 7 p.m. (FOX Sports 1)

Jacksonville State at Alabama A&M, TBA

Wednesday, November 26

Denver at Belmont, 1 p.m.

Morehead State at Marshall, 6 p.m.

Tennessee Tech at Southeastern Louisiana, 7 p.m.

Eastern Kentucky at Southern Utah, 8 p.m.

Thursday, November 27

Austin Peay vs. Brown, 1 p.m. (Las Vegas, Nev.)

Friday, November 28

Eastern Illinois vs. North Carolina Central, 11 a.m.

Savannah State at Jacksonville State, 6 p.m.

Tennessee State at St. Peters, 6:30 p.m.

Murray State vs. Portland, 7:30 p.m. (Nashville, Tenn.)

Austin Peay vs. S.F. Austin/Prairie View, TBA (Las Vegas, Nev.)

UT Martin at Nebraska, TBA (ESPN3)

Saturday, November 29

Eastern Illinois vs. No. Arizona/Southern, 11/1:30 p.m.

Kentucky Christian at Morehead State, 1 p.m.

Alabama A&M at Southeast Missouri, 6 p.m.

Belmont at Ohio, 6 p.m.

Murray State vs. Valparaiso, 7:30 p.m. (Nashville, Tenn.)

Eastern Kentucky at BYU, TBA

Tennessee State vs. Norfolk State/St. Francis, TBA

Sunday, November 30

Tennessee Tech at Tulane, 1 p.m. (ESPN3)

Fort Valley State at Jacksonville State, 2 p.m.

Murray State vs. Drake, 3:30 p.m. (Nashville, Tenn.)

Monday, December 1

East Tennessee State at Morehead State, 6 p.m.

Tuesday, December 2

Hampton at Tennessee State, 7 p.m.

Southeast Missouri at Missouri, 7 p.m. (SEC Network)

Middle Tennessee at Belmont, 7 p.m.

Wednesday, December 3

Valparaiso at Eastern Kentucky, 6 p.m.

UT Martin at Northern Kentucky, 6 p.m.

Lipscomb at Tennessee Tech, 6 p.m.

Ball State at Eastern Illinois, 7 p.m.

Winthrop at Jacksonville State, 7 p.m.

Bethel (Tenn.) at Murray State, 7 p.m.

Southern Illinois at SIUE, 7 p.m.

Thursday, December 4

Morehead State at UAB, 7 p.m.



Saturday, December 6

Oakland at Morehead State, 1 p.m.
 Jacksonville State at Alabama State, 3 p.m.
 Tennessee State at Lipscomb, 4 p.m. (ESPN3)
 UT Martin at Longwood, 4 p.m.
Southeastern Louisiana at Southeast Missouri, 6 p.m.
 Western Kentucky at Murray State, 7 p.m.
 Austin Peay at Southern Illinois, 7:05 p.m.
 SIUE at Central Michigan, TBA

Sunday, December 7

Hiwassee College at Tennessee Tech, 2 p.m.
 Eastern Kentucky at Kentucky, 5 p.m. (SEC Network)

Tuesday, December 9

Evansville at Belmont, 7 p.m.
 Eastern Illinois at UC Davis, 9 p.m.

Wednesday, December 10

Southern Illinois at Southeast Missouri, 7 p.m.

Thursday, December 11

Wright State at Belmont, 6 p.m.

Saturday, December 13

Morehead State at Ohio State, Noon (Big Ten Network)
 Eastern Kentucky at IUPUI, Noon
 Lipscomb at Austin Peay, 4 p.m.
 SIUE at Saint Louis, 6 p.m.
Missouri State at Southeast Missouri, 6 p.m.
 Northern Illinois at Eastern Illinois, 7 p.m.
 Tennessee Tech at Alabama, 8 p.m.
 Murray State at Evansville, TBA

Sunday, December 14

Dartmouth at Jacksonville State, 2 p.m.

Monday, December 15

Tennessee Tech at North Florida, 6 p.m.
 Troy at Austin Peay, 7 p.m.
 UT Martin at Illinois-Chicago, 7 p.m.

Tuesday, December 16

Belmont at VCU, 6 p.m.
 East Tennessee at Eastern Kentucky, 6 p.m.
 UNC Asheville at Jacksonville State, 7 p.m.
 Tennessee State at Southern Illinois, 7 p.m.

Wednesday, December 17

SIUE at Campbell, 6 p.m.
 Morehead State at Green Bay, 7 p.m.
 Alcorn State at Murray State, 7 p.m.
 UT Martin at Illinois State, 7 p.m.

Thursday, December 18

Oakland City at Austin Peay, 7 p.m.

Friday, December 19

Eastern Kentucky at Miami (Fla.), 6 p.m. (ESPN3)
 Tennessee State at Hampton, 6 p.m.
 Tennessee Tech at Tennessee, 6 p.m. (FOX Sports Net)
 Northern Kentucky at Morehead State, 6 p.m.

Saturday, December 20

Belmont at Fairfield, 12:30 p.m.
 Eastern Illinois at Indiana State, 2:05 p.m.
 Presbyterian at UT Martin, 3 p.m.
 Illinois State at Murray State, 7 p.m.
 Milwaukee at SIUE, 7 p.m.
Southeast Missouri vs. Arkansas, 7:30 p.m. (SEC Network)
 Jacksonville State at Northern Colorado, 8 p.m.

Sunday, December 21

Austin Peay at Lipscomb, 2 p.m. (ESPN3)
 Tennessee State at Middle Tennessee, TBA

Monday, December 22

UT Martin at Butler, 6 p.m. (FOX Sports 1)
 Eastern Kentucky at Florida Atlantic, 6 p.m.
 Chicago State at SIUE, 7 p.m.
 Murray State at Southern Illinois, 7:05 p.m.
 Tennessee Tech at UMKC, 7:05 p.m.
 Jacksonville State at Air Force, 8 p.m.
Southeast Missouri vs. Ole Miss, TBA (Southaven, Miss.)

Tuesday, December 23

Eastern Illinois at Cleveland State, 1 p.m.

Saturday, December 27

Jacksonville State at Jacksonville, 1 p.m.
 Tennessee State at Tennessee, 7:30 p.m. (SEC Network)

Sunday, December 28

Robert Morris-Springfield at SIUE, 2 p.m.
Harris-Stowe at Southeast Missouri, 2 p.m.
 Belmont at Butler, 5 p.m.

Monday, December 29

North Florida at Tennessee Tech, 6 p.m.
 Morehead State at Central Arkansas, 7 p.m.
 Tennessee State at TCU, 7 p.m.

Tuesday, December 30

Eastern Kentucky at Coppin State, Noon
 Maryland-Eastern Shore at UT Martin, 6:30 p.m.
 Alabama A&M at Murray State, 7 p.m.

Wednesday, December 31

North Florida at Austin Peay, 2 p.m.
 Kennesaw State at Tennessee State, 7 p.m.

Thursday, January 1

*Jacksonville State at SIUE, 1 p.m.
***Southeast Missouri at Belmont, 1 p.m.**
 *Tennessee Tech at Eastern Illinois, 3:15 p.m.
 Crowley's Ridge at UT Martin, 6:30 p.m.

Saturday, January 3

Austin Peay at Ole Miss, 1 p.m.
 *Jacksonville State at Eastern Illinois, 3:15 p.m.
 South Carolina State at Eastern Kentucky, 6 p.m.
 *Tennessee Tech at SIUE, 6:30 p.m.
 *Murray State at Morehead State, 6:30 p.m.
***Southeast Missouri at Tennessee State, 7:30 p.m.**

Wednesday, January 7

*Eastern Illinois at Tennessee State, 7:30 p.m.
 *SIUE at Belmont, 8 p.m. (CBS Sports Network)

Thursday, January 8

***Morehead State at Southeast Missouri, 7:30 p.m.**
 *Eastern Kentucky at UT Martin, 7:30 p.m.
 *Murray State at Tennessee Tech, 7:30 p.m.
 *Austin Peay at Jacksonville State, 8 p.m.

Saturday, January 10

*Belmont at Eastern Illinois, 3:15 p.m.
 *Morehead State at UT Martin, 6 p.m.
***Eastern Kentucky at Southeast Missouri, 6 p.m.**
 *Tennessee State at SIUE, 7 p.m.
 *Austin Peay at Tennessee Tech, 7:30 p.m.

Sunday, January 11

*Murray State at Jacksonville State, 5 p.m. (CBS Sports Network)

Wednesday, January 14

Southeast Missouri at Jacksonville State, 8 p.m.

Thursday, January 15

*Eastern Illinois at Eastern Kentucky, 6:30 p.m.
 *SIUE at Morehead State, 6:30 p.m.
 *Tennessee State at Austin Peay, 7:30 p.m.
 *UT Martin at Tennessee Tech, 7:30 p.m.
 *Belmont at Murray State, 8:00 p.m. (ESPNU)

Saturday, January 17

*Eastern Illinois at Morehead State, 1 p.m.
 *SIUE at Eastern Kentucky, 6 p.m.
 *Jacksonville State at UT Martin, 6 p.m.
***Tennessee Tech at Southeast Missouri, 6 p.m.**
 *Tennessee State at Murray State, 7 p.m.
 *Belmont at Austin Peay, 7:30 p.m.

SOUTHEAST MISSOURI STATE UNIVERSITY

Thursday, January 22

- *Morehead State at Tennessee Tech, 6 p.m.
- *Austin Peay at SIUE, 7 p.m.
- *Eastern Kentucky at Jacksonville State, 7 p.m.
- *UT Martin at Belmont, 7 p.m.
- *Murray State at Eastern Illinois, 8 p.m. (CBS Sports Network)

Saturday, January 24

- *Austin Peay at Eastern Illinois, 3:15 p.m.
- *Morehead State at Jacksonville State, 4:30 p.m.
- *Southeast Missouri at UT Martin, 6 p.m.**
- *Murray State at SIUE, 7 p.m.
- *Belmont at Tennessee State, 7:30 p.m.
- *Eastern Kentucky at Tennessee Tech, 7:30 p.m.

Wednesday, January 28

- *Morehead State at Austin Peay, 7 p.m.

Thursday, January 29

- *Eastern Illinois at UT Martin, 6:30 p.m.
- *Jacksonville State at Belmont, 7 p.m.
- *Tennessee Tech at Tennessee State, 7 p.m.
- *SIUE at Southeast Missouri, 7 p.m.**
- *Eastern Kentucky at Murray State, 8 p.m. (ESPN)

Saturday, January 31

- *Tennessee Tech at Belmont, 2 p.m.
- *Eastern Kentucky at Morehead State, 3:15 p.m.
- *SIUE at Eastern Illinois, 3:15 p.m.
- *Southeast Missouri at Austin Peay, 7 p.m.**
- *UT Martin at Murray State, 7 p.m.
- *Jacksonville State at Tennessee State, 7:30 p.m.

Tuesday, February 3

- Baker University at Eastern Illinois, 7 p.m.

Wednesday, February 4

- Jacksonville State at Memphis, 7 p.m. (ESPN3)

Thursday, February 5

- *Tennessee State at Morehead State, 6 p.m.
- *Southeast Missouri at Murray State, 7 p.m.**
- *UT Martin at Austin Peay, 7:30 p.m.
- *Belmont at Eastern Kentucky, 8 p.m. (ESPN)

Saturday, February 7

- *SIUE at UT Martin, 6 p.m.
- *Tennessee State at Eastern Kentucky, 6 p.m.
- *Eastern Illinois at Southeast Missouri, 6 p.m.**
- *Belmont at Morehead State, 6:30 p.m.
- *Murray State at Austin Peay, 7 p.m.
- *Jacksonville State at Tennessee Tech, 7:30 p.m.

Wednesday, February 11

- *Morehead State at Eastern Kentucky, 8 p.m. (ESPN)
- *Belmont at Jacksonville State, 8 p.m.

Thursday, February 12

- *Eastern Illinois at Austin Peay, 5:15 p.m.
- *SIUE at Murray State, 7 p.m.
- *Tennessee State at Tennessee Tech, 7:30 p.m.
- *UT Martin at Southeast Missouri, 8 p.m. (CBS Sports Network)**

Saturday, February 14

- *Austin Peay at UT Martin, 6 p.m.
- *Morehead State at Belmont, 6 p.m.
- *Murray State at Southeast Missouri, 6 p.m.**
- *Eastern Illinois at SIUE, 7 p.m.
- *Tennessee Tech at Jacksonville State, 7:30 p.m.
- *Eastern Kentucky at Tennessee State, 7:30 p.m.

Monday, February 16

- Tennessee Tech at East Tennessee, 6 p.m.

Tuesday, February 17

- Austin Peay at Eastern Kentucky, 6 p.m.

Thursday, February 19

- *Eastern Kentucky at Belmont, 7 p.m.
- *Southeast Missouri at SIUE, 7 p.m.**
- *UT Martin at Eastern Illinois, 7 p.m.
- *Morehead State at Tennessee State, 7 p.m.

Saturday, February 21

- *Austin Peay at Murray State, 1 p.m. (CBS Sports Network)
- *Southeast Missouri at Eastern Illinois, 3:15 p.m.**
- *Tennessee State at Jacksonville State, 4:30 p.m.
- *UT Martin at SIUE, 7 p.m.
- *Belmont at Tennessee Tech, 7:30 p.m.

Thursday, February 26

- *Jacksonville State at Eastern Kentucky, 6 p.m.
- *Eastern Illinois at Murray State, 7 p.m.
- *SIUE at Austin Peay, 7 p.m.
- *UT Martin at Tennessee State, 7 p.m.
- *Tennessee Tech at Morehead St., 8 p.m. (CBS Sports Network)

Saturday, February 28

- *Jacksonville State at Morehead State, 1:30 p.m.
- *Tennessee State at Belmont, 5 p.m. (CBS Sports Network)
- *Murray State at UT Martin, 6 p.m.
- *Austin Peay at Southeast Missouri, 6 p.m.**
- *Tennessee Tech at Eastern Kentucky, 6 p.m.

Wednesday, March 4

- OVC Tournament First Round, 6/8p.m. (OVC Digital Network)
(Municipal Auditorium - Nashville, Tenn.)

Thursday, March 5

- OVC Tournament Quarterfinals, 6/8 p.m. (OVC Digital Network)
(Municipal Auditorium - Nashville, Tenn.)

Friday, March 6

- OVC Tournament Semifinal #1, 6:30 p.m. (ESPN)
- OVC Tournament Semifinal #2, 8:30 p.m. (ESPN)
(Municipal Auditorium - Nashville, Tenn.)

Saturday, March 7

- OVC Tournament Championship, 6 p.m. (ESPN2)
(Municipal Auditorium - Nashville, Tenn.)

* - Denotes Ohio Valley Conference contest

All Times Central; dates and times subject to change

RECORDS AND HISTORY



Senior Nino Johnson needs 37 blocks to break Southeast's all-time career record. Johnson had a single-season record 84 blocks in 2012-13. He currently has 120 in his career.



All-Americans

Bill Giessing (1962, 1963)

Bill Giessing won third-team Little All-America honors in 1962 when he scored 660 points. In 1963, he was named second-team All-America by the Associated Press and third-team All-America by United Press International. Giessing was an inaugural inductee into the Southeast Athletics Hall of Fame.

Jack Klosterman (1943)

Jack Klosterman won NAIA All-America honors in 1943 after the Indians won the NAIA National Tournament. Klosterman, who served as the athletic director at Effingham High School (Ill.) for 27 years, died on October 17, 1991 at the age of 68.

Otto Porter (1981)

Otto Porter won second-team All-America honors from the National Association of Basketball Coaches in 1981 following a stellar two-year career. Porter averaged 25.1 points and 8.9 rebounds per game during his senior season. He finished with a career average of 25.8 points per game, the best-ever in the MIAA. He was inducted into the Southeast Hall of Fame in 2004.

Ray Pugh (1988, 1989)

Ray Pugh was named third-team All-America by the United States Basketball Coaches Association and the Basketball News after the 1988-89 season. The Indians ranked second in the nation that year. Pugh averaged 17.8 points and 5.2 rebounds per game. As a junior, Pugh was named second-team All-America by the Basketball News after leading the Indians to a 28-4 record in 1987-88. He was also selected as the MIAA's Most Valuable Player.

Carl Ritter (1961, 1963)

Carl Ritter, Southeast's all-time career scoring leader, earned both second-team National Association of Basketball Coaches (1963) and Associated Press (1961) All-America honors. He is a member of the Missouri Basketball Hall of Fame and was part of Southeast's inaugural Hall of Fame class. Ritter's jersey number 32 is the only retired number in Southeast Missouri State men's basketball history.

Jack Russell (1943)

Jack Russell won NAIA All-America honors in 1943 along with teammate Jack Klosterman. The Indians won the NAIA National Title that year. Russell, who retired after a long teaching career at Cape Central, died on November 20, 2003.

Dwayne Rutherford (1990)

Dwayne Rutherford was a third-team All-America by the Basketball Gazette after leading the Indians to a 26-5 record and a spot in the Elite Eight. Rutherford is Southeast's all-time leader in assists.

NCAA Statistical Champions

Field Goal Percentage

Leon Powell, F, 2010-11 63.0

OVC Coach of the Year

Gary Garner 1998-99

OVC Player of the Year

Bud Eley, C 1998-99

OVC Male Athlete of the Year

Bud Eley, C 1998-99

OVC Freshman of the Year

Derek Winans, G 2001-02

OVC Newcomer of the Year

Bud Eley, C 1995-96

* - The OVC Newcomer of the Year Award was discontinued after the 2004 season.

OVC First-Team Selections

Devon Lake, G 1992-93

Bud Eley, C 1996-97

Bud Eley, C 1998-99

Dainmon Gonner, F 2004-05

Reggie Golson, F 2004-05

Tyler Stone, F 2013-14

OVC Second-Team Selections

Curtis Shelton, G 1993-94

Bud Eley, C 1995-96

Cory Johnson, G 1997-98

Roderick Johnson, F 1999-00

Michael Stokes, G 2000-01

Roy Booker, G 2005-06

Leon Powell, F 2010-11

Tyler Stone, F 2011-12

Tyler Stone, F 2012-13

Jarekious Bradley, G/F 2013-14

OVC Third-Team Selections

Mike Branson, F 1999-00

Michael Stokes, G 1999-00

Derek Winans, G 2001-02

Derek Winans, G 2002-03

OVC All-Newcomer Team Selections

Luther Bonds, F 1992-93

Jermall Morgan, C 1993-94

Jerome Days, C 1994-95

Bud Eley, C 1995-96

Calvert White, F 1996-97

Cory Johnson, G 1997-98

Roderick Johnson, F 1998-99

Roy Booker, G 2005-06

Brandon Foust, F 2006-07

Leon Powell, F 2010-11

Tyler Stone, F 2011-12

Jarekious Bradley, G/F 2013-14

NABC Honors Court

Zach House, C, 2010-11

Nick Niemczyk, G, 2010-11

Nick Niemczyk, G, 2011-12

OVC All-Freshman Team Selections

Jerry Freshwater, G 1991-92

OVC All-Tournament MVP

Roderick Johnson, F 2000

OVC All-Tournament Team Selections

Mike Branson, F 1999

Bud Eley, C 1999

Mike Branson, F 2000

Roderick Johnson, F 2000

CoSIDA First-Team Academic All-Americans

Derek Winans, G 2005

CoSIDA Second-Team Academic All-Americans

Derek Winans, G 2004

NABC All-District First-Team

Tyler Stone, F 2011-12

Jarekious Bradley, G/F 2013-14

NABC All-District Second-Team

Leon Powell, F 2011-12

Marland Smith, G 2011-12

Tyler Stone, F 2013-14

OVC Player of the Week

Devon Lake, G	2/27/93
Curtis Shelton, G	12/5/93
Jermall Morgan, C.....	12/4/94
Bud Eley, C.....	1/15/96
Bud Eley, C.....	1/12/97
Bud Eley, C.....	12/7/98
Bud Eley, C.....	1/4/99
Bud Eley, C.....	1/11/99
Roderick Johnson, F	12/13/99
Michael Stokes, G.....	12/18/00
Brandon Griffin, C.....	12/15/03
Derek Winans, G	1/19/04
Reggie Golson, F.....	12/13/04
Dainmon Gonner, F.....	1/17/05
Reggie Golson, F.....	2/14/05
Roy Booker, G.....	11/28/05
Brandon Foust, F	1/7/08
Marland Smith, G.....	12/26/11
Corey Wilford, G.....	3/4/13
Jarekious Bradley, G/F	11/11/13
Jarekious Bradley, G/F	12/30/13
Tyler Stone, F	2/24/14
Tyler Stone, F	3/3/14

OVC Newcomer of the Week

Alex Beason, F.....	12/17/91
Alex Beason, F.....	12/23/91
Brandon Samuels.....	2/4/92
Luther Bonds, F.....	12/15/92
Jermall Morgan, C.....	1/30/94
Jerome Days, C.....	1/29/95
Bud Eley, C.....	12/3/95
Bud Eley, C.....	12/18/95
Bud Eley, C.....	2/4/96
Calvert White, F.....	12/2/96
Calvert White, F.....	1/19/97
Cory Johnson, G.....	11/24/97
Cory Johnson, G.....	2/1/98
Roderick Johnson, F	12/14/98
Michael Stokes, G.....	12/20/99
Michael Stokes, G.....	1/17/00
Michael Stokes, G.....	1/31/00
Terry Rogers, C.....	1/8/01
Derek Winans, G	11/26/01
Derek Winans, G	12/3/01
Derek Winans, G	1/14/02
Derek Winans, G	1/21/02
Brett Hale, G	2/4/02
Brett Hale, G	2/11/02

Carl Ritter became the first Southeast Missouri State University basketball player to have his number retired. His number 32 was retired during ceremonies at the Show Me Center on January 24, 1994. Ritter scored a school record 1,916 points from 1959-63.

Following an emotional ceremony, Ritter stepped behind the three-point line and made a perfect shot in front of a big Show Me Center crowd and regional television audience.

32



Derek Winans, G	2/18/02
Derek Winans, G	2/28/02
Brandon Griffin, C	12/2/02
Brandon Griffin, C	12/9/02
Brandon Griffin, C	1/20/03
Brandon Griffin, C	2/10/03
Brandon Griffin, C	3/3/03
Dainmon Gonner, F.....	12/8/03
Dainmon Gonner, F.....	1/5/04
Mike Nelke, G	1/19/04
Roy Booker, G.....	1/2/06
Roy Booker, G.....	1/9/06
Michael Rembert, C.....	12/18/06
Brandon Foust, F	1/15/07
Brandon Foust, F	1/22/07
Michael Rembert, C.....	1/29/07
Brandon Foust, F	2/26/07
Calvin Williams, F.....	11/26/07
Calvin Williams, F.....	12/10/07
Jaycen Herring, F	2/4/08
LaMont Russell, F.....	2/16/09
Cameron Butler, F	1/11/10
Leon Powell, F.....	11/22/10
Leon Powell, F.....	1/10/11
Leon Powell, F.....	2/7/11
Leon Powell, F	2/14/11
Leon Powell, F.....	2/21/11
Tyler Stone, F	11/14/11
Nick Niemczyk, G.....	11/28/11
Tyler Stone, F	12/5/11
Tyler Stone, F	12/12/11
Tyler Stone, F	12/26/11
Tyler Stone, F	1/9/12
Tyler Stone, F	2/13/12


A.J. Jones, G.....	3/4/13
Jarekious Bradley, G/F	11/11/13
Jarekious Bradley, G/F	11/25/13
Jarekious Bradley, G/F	12/2/13
Jarekious Bradley, G/F	12/9/13
Jarekious Bradley, G/F	12/16/13
Jarekious Bradley, G/F	12/30/13
Jarekious Bradley, G/F	2/24/14

OVC Freshman of the Week


Anthony Holt.....	1/8/95
Nathan Owen, G	12/22/97
Paul Paradossi, G.....	11/29/04
Roderick Pearson, G.....	1/8/07
Derek Thompson, G.....	11/23/09
Derek Thompson, G.....	12/7/09
Marland Smith, G.....	12/28/09
Marland Smith, G.....	2/22/10
Lucas Nutt, G	12/20/10
Antonius Cleveland, G ...	11/18/13
Antonius Cleveland, G	12/2/13
Antonius Cleveland, G ...	12/23/13
Antonius Cleveland, G	2/24/14
Antonius Cleveland, G	3/3/14

College Sports Madness OVC Player of the Week

Leon Powell, F.....	1/16/12
Tyler Stone, F	12/31/12
Corey Wilford, G.....	3/3/13
Jarekious Bradley, G/F	12/30/13
Jarekious Bradley, G/F	1/12/14



William "Bud" Eley



Dwayne Rutherford



Derek Winans

Honors & Awards

SOUTHEAST MISSOURI STATE UNIVERSITY

College Sports Madness

Mid-Major Player of the Week

Tyler Stone, F12/31/12
Corey Wilford, G.....3/3/13

NetScouts OVC Player of the Week

Leon Powell, F..... 1/16/12

CollegeHoopsDaily.com

OVC Player of the Month

Jarekious Bradley, G/F 11/13
Jarekious Bradley, G/F 1/14
Tyler Stone, F 1/14

Portsmouth Invitational Participants

Tyler Stone, F2014

Southeast Basketball Hall of Famers (Year Inducted)


Bill Giessing, 1959-63 (2002)
Carl Ritter, 1959-63 (2002)
Abe Stuber, 1932-46 (2002)
1943 Team (2002)
Herb Mulkey, 1939-42 (2003)
Tom Upton, 1944-49 (2003)
Otto Porter, 1979-81 (2004)
Don Pritchard, 1931-36 (2005)
Ray Rippelmeyer, 1953-55 (2005)
1960-61 Team (2005)
Royal Tibe, 1919-23 (2006)
Ed Kiehne, 1919-22, 1924-25 (2007)
1965-86 Team (2007)
Jack Behrens, 1940-43 (2008)
Rich Eichhorst, 1952-56 (2009)
Bud Eley, 1995-99 (2009)
1988-89 Team (2009)
Ted Henderson, 1952-54 (2010)
1999-2000 Team (2012)

OVC Medal of Honor Winners

Reggie Crisp.....1996-97
Ben Pranger.....1998-99
Matt Morris.....2000-01
Derek Winans2000-01
Derek Winans2001-02
Derek Winans2002-03
Derek Winans2004-05
Nick Niemczyk.....2011-12
Nick Niemczyk.....2012-13
Jamaal Calvin.....2013-14

OVC Commissioner's Honor Roll Selections

Chris Chambers.....1994-95
Travis Smith1994-95
Reggie Crisp.....1995-96
Reggie Crisp.....1996-97
Matt Morris.....1997-98
Mike Branson.....1998-99
Matt Morris.....1998-99
Ben Pranger.....1998-99
Mike Branson.....1999-00
Matt Morris.....1999-00
Matt Morris.....2000-01
Derek Winans2000-01
Brett Hale2001-02
Derek Winans2001-02
John Boggio.....2002-03
Brett Hale2002-03
Derek Winans2002-03
John Boggio.....2003-04
Brett Hale2003-04
Derek Winans2003-04
Brett Hale2004-05
Derek Winans2004-05
Roderick Pearson.....2006-07
Israel Kirk.....2009-10
Derek Thompson.....2009-10
Zach House.....2010-11
Nick Niemczyk.....2010-11
Zach House.....2011-12
Nick Niemczyk.....2011-12
Lucas Nutt2011-12
Matt Floyd2012-13
Nick Niemczyk.....2012-13
Jamaal Calvin.....2013-14
Will Holifield2013-14



Leon Powell Named 2010-11 NCAA Division I Statistical Champion in Field Goal Percentage

Leon Powell led the nation in field goal percentage with a 63.0 percent clip in 2010-11. That mark stands as the second-best single-season field goal percentage in school history. Powell also led the Redhawks in scoring, rebounding and blocked shots.

Honors & Awards

Year-by-Year Records

1926-27.....	1-7
1927-28.....	3-11
1928-29.....	0-15
1929-30.....	1-15
1930-31.....	3-11
1931-32.....	7-7
1932-33.....	8-9
1933-34.....	8-8
1934-35.....	6-12
1935-36.....	14-3
1936-37.....	13-3
1937-38.....	10-6
1938-39.....	11-7
1939-40.....	7-12
1940-41.....	9-11
1941-42.....	12-6
1942-43.....	19-6 (NAIA Champions)
1943-44.....	11-3
1944-45.....	13-3
1945-46.....	13-3
1946-47.....	11-8
1947-48.....	10-9
1948-49.....	7-12
1949-50.....	6-13
1950-51.....	3-16
1951-52.....	5-12
1952-53.....	13-8
1953-54.....	12-8
1954-55.....	15-6
1955-56.....	12-7
1956-57.....	5-13
1957-58.....	11-9
1958-59.....	11-9
1959-60.....	13-9
1960-61.....	25-3
1961-62.....	18-7
1962-63.....	21-4
1963-64.....	18-5
1964-65.....	15-8
1965-66.....	13-9
1966-67.....	15-6
1967-68.....	8-14
1968-69.....	7-15
1969-70.....	9-12
1970-71.....	13-10
1971-72.....	15-9
1972-73.....	11-13
1973-74.....	10-14
1974-75.....	14-12
1975-76.....	5-21
1976-77.....	8-18
1977-78.....	11-15
1978-79.....	19-9
1979-80.....	14-12
1980-81.....	11-16
1981-82.....	21-10
1982-83.....	25-6

1983-84.....	16-12
1984-85.....	24-8
1985-86.....	27-7
1986-87.....	20-11
1987-88.....	28-4
1988-89.....	27-6
1989-90.....	26-5
1990-91.....	21-7

NCAA Division I Era

1991-92.....	12-16
1992-93.....	16-11
1993-94.....	10-17
1994-95.....	13-14
1995-96.....	8-19
1996-97.....	12-18
1997-98.....	14-13
1998-99.....	20-9
1999-00.....	24-7
2000-01.....	18-12
2001-02.....	6-22
2002-03.....	11-19
2003-04.....	11-16
2004-05.....	15-14
2005-06.....	7-20
2006-07.....	11-20
2007-08.....	1-19*
2008-09.....	3-27
2009-10.....	7-23
2010-11.....	10-22
2011-12.....	15-16
2012-13.....	17-16
2013-14.....	18-14

* - Southeast Missouri State vacated 11 wins during the 2007-08 season.

All-Time NCAA Division I Record:

279-384 (.421)

All-Time OVC Record:

159-227 (.412)

Southeast vs. Ranked Teams (0-12)

at #21 Cincinnati (12/11/92)... L, 58-83
 at #6 Missouri (2/23/94) L, 61-83
 at #21 Illinois (12/8/95)..... L, 70-89
 vs. #6 Cincinnati (1/7/97)..... L, 57-80
 vs. #10 LSU* (3/16/00)..... L, 61-64
 at #20 Creighton (12/29/02)... L, 70-93
 at #6 Illinois (12/28/05)..... L, 64-89
 at #25 Missouri (11/11/11).... L, 68-83
 at #9 Murray State (2/2/12) ... L, 73-81
 vs. #14 Murray State (2/15/12)L, 66-75
 at #7 Kansas (11/9/12)..... L, 55-74
 at #11 Missouri (12/4/12)..... L, 65-81

* - NCAA Tournament

Coaching History

Coach	Years	Record	Pct.
Clyde Elder	1906-07	0-2	.000
Eugene Wells	1907-08	3-0	1.00
Ferdinal Courleux	1908-09	98-97	.502
	1915-28	-	-
	1929-30	-	-
H.F. Schulte	1909-12	12-6	.667
W.F. Cobb	1912-15	10-5	.667
Jerry Lewis	1928-29	0-15	.000
George Flamank	1930-32	13-19	.406
Emmitt Stuber	1932-35	60-42	.588
	1943-46	-	-
Charles Harris	1935-43	68-55	.567
Joe McDonald	1946-49	28-33	.459
John Adams	1949-52	14-41	.255
Ralph Pink	1952-58	70-53	.569
Charles Parsley	1958-70	175-101	.634
Bob Cradic	1970-76	76-71	.517
Carroll Williams	1976-81	57-75	.432
Ron Shumate	1981-97	306-171	.641
Gary Garner	1997-06	126-132	.488
Scott Edgar	2006-09	15-48*	.238
Zac Roman	2008-09	0-18	.000
Dickey Nutt	2009-Pres.	67-91	.424

* - Southeast Missouri vacated 11 wins during the 2007-08 season.

Year-by-Year OVC Record and Finish

Year	Record	Finish
1991-92	5-9	7th
1992-93	9-7	4th
1993-94	5-11	6th
1994-95	7-9	6th
1995-96	5-11	8th
1996-97	9-9	t4th
1997-98	10-8	5th
1998-99	15-3	2nd
1999-00	14-4	t1st
2000-01	8-8	5th
2001-02	4-12	8th
2002-03	5-11	7th
2003-04	4-12	10th
2004-05	9-7	5th
2005-06	4-16	10th
2006-07	9-11	6th
2007-08	1-13*	11th
2008-09	0-18	10th
2009-10	3-15	9th
2010-11	6-12	t7th
2011-12	9-7	5th
2012-13	8-8	t5th/2nd in OVC West
2013-14	8-8	6th/2nd in OVC West

* - Southeast Missouri vacated six OVC wins during the 2007-08 season.

Records

SOUTHEAST MISSOURI STATE UNIVERSITY

Points

1. Carl Ritter, 1959-63	1,916
2. Jewell Crawford, 1980-84	1,862
3. Bill Giessing, 1960-64	1,686
4. William "Bud" Eley, 1995-99	1,611
5. Tyler Stone, 2011-14	1,546
6. Derek Winans, 2001-05	1,505
7. Marland Smith, 2009-13	1,423
8. Ronny Rankin, 1984-86	1,277
9. Riley Ellis, 1984-86	1,241
10. Ray Pugh, 1985-89	1,237
11. Otto Porter, 1979-81	1,216
Devon Lake, 1990-93	1,216
13. Dwayne Rutherford, 1986-90	1,191
14. Kermit Meystedt, 1963-67	1,141
15. Anthony Venson, 1980-84	1,131
16. Curtis Shelton, 1990-94	1,112
17. John Sanchez, 1976-80	1,104
18. Lawrence Wilson, 1986-90	1,086
19. Joe Cagle, 1973-77	1,055
20. Dave Shipley, 1975-79	1,046

Scoring Average

1. Otto Porter, 1979-81	25.9
2. Fred Anderson, 1968-69	23.3
3. Roy Booker, 2005-06	22.0
4. Ronny Rankin, 1984-86	20.6
5. Jim Anderson, 1970-72	19.7
6. Riley Ellis, 1984-86	19.1
7. Jarekious Bradley, 2013-present	19.0
8. Danny Dohogne, 1990-91	17.4
9. Jewell Crawford, 1980-84	16.6
William "Bud" Eley, 1995-99	16.6

Field Goals Made

1. Jewell Crawford, 1980-84	763
2. William "Bud" Eley, 1995-99	629
3. Tyler Stone, 2011-14	621
4. Derek Winans, 2001-05	524
5. Otto Porter, 1979-81	515
6. Ronny Rankin, 1984-86	483
7. Riley Ellis, 1984-86	478
Ray Pugh, 1985-89	478
9. Marland Smith, 2009-13	476
10. Joe Cagle, 1973-77	456

Field Goals Attempted

1. Jewell Crawford, 1980-84	1,470
2. Marland Smith, 2009-13	1,201
3. Tyler Stone, 2011-14	1,191
4. Derek Winans, 2001-05	1,172

5. William "Bud" Eley, 1995-99	1,170
6. Otto Porter, 1979-81	1,044
7. Joe Cagle, 1973-77	1,026
8. Dave Shipley, 1975-79	1,010
9. Ray Pugh, 1985-89	975
10. Riley Ellis, 1984-86	955

Field Goal Percentage

(Minimum 100 FG Made)	FG-A	Pct.
1. Danny Dohogne, 1990-91	191-297	.643
2. Leon Powell, 2010-12	298-486	.613
2. Carl Nicholson, 1985-88	105-173	.607
3. Eddie Hart, 1984-86	181-303	.597
4. Roderick Johnson, 1998-00	293-500	.586
5. Brandon Griffin, 2002-04	267-465	.574
Drew Demond, 1999-02	132-230	.574
7. Matt Sisley, 1992-94	142-248	.573
8. Nino Johnson, 2011-present	246-433	.568
9. Desi Barmore, 1978-79	185-329	.562
10. Steve Tappmeyer, 1977-79	267-479	.557

3-Point Field Goals Made


1. Marland Smith, 2009-13	251
2. Derek Winans, 2001-05	219
3. Churtis Shelton, 1990-94	215
4. Terrick Willoughby, 2003-07	175
5. Kenard Moore, 2007-09	174
6. Mike Lewis, 1987-91	166
7. Cory Johnson, 1997-99	162
8. Brett Hale, 2001-05	140
9. Lucas Nutt, 2009-14	118
10. Corey Wilford, 2011-13	114

3-Point Field Goals Attempted

1. Marland Smith, 2009-13	697
2. Derek Winans, 2001-05	564
3. Kenard Moore, 2007-09	482
4. Curtis Shelton, 1990-94	480
5. Terrick Willoughby, 2003-07	434
6. Cory Johnson, 1997-99	391
7. Mike Lewis, 1987-91	372
8. Brett Hale, 2001-05	342
9. Lucas Nutt, 2009-14	315
10. Nick Niemczyk, 2010-13	282

3-Point Field Goal Percentage

(Minimum 100 3FG Made)	3FG-A	Pct.
1. Curtis Shelton, 1990-94	215-480	.448
2. Mike Lewis, 1987-91	166-372	.446
3. Cory Johnson, 1997-99	162-391	.414
4. Brett Hale, 2001-05	140-342	.409



5. Corey Wilford, 2011-13	114-280	.407
6. Terrick Willoughby, 2003-07	175-434	.403
7. Dwayne Rutherford, 1986-90	107-266	.402
8. Derek Winans, 2001-05	219-564	.388
9. Lucas Nutt, 2009-14	118-315	.375
10. Nick Niemczyk, 2010-13	105-282	.372

Free Throws Made

1. Carl Ritter, 1959-63	580
2. William "Bud" Eley, 1995-99	341
3. Jewell Crawford, 1980-84	336
4. Ronny Rankin, 1984-86	311
5. Devon Lake, 1990-93	309
6. Lucas Nutt, 2009-14	300
7. Dwayne Rutherford, 1986-90	286
8. Riley Ellis, 1984-86	285
9. Lawrence Wilson, 1986-90	282
10. Tyler Stone, 2011-14	262

Free Throws Attempted

1. Carl Ritter, 1959-63	664
2. William "Bud" Eley, 1995-99	580
3. Jewell Crawford, 1980-84	495
4. Riley Ellis, 1984-86	462
5. Lawrence Wilson, 1986-90	402
6. Dwayne Rutherford, 1986-90	395
7. Devon Lake, 1990-93	384
8. Ronny Rankin, 1984-86	371
9. Tyler Stone, 2011-14	368
10. Lucas Nutt, 2009-14	362

Career Rankings

Free Throw Percentage

(Minimum 100 FT Made)	FT-A	Pct.
1. Cory Johnson, 1997-99	130-146	.890
2. Robin Wilhoit, 1976-80	122-142	.859
Brett Hale, 2001-05	164-191	.859
4. Ronny Rankin, 1984-86	311-371	.838
5. Lucas Nutt, 2009-14	300-362	.829
Curtis Shelton, 1990-94	257-310	.829
7. Roy Booker, 2005-06	165-200	.825
8. Mike Payne, 1969-72	113-140	.807
9. Devon Lake, 1990-93	309-384	.805
10. Anthony Venson, 1980-84	251-315	.797

Rebounds

1. William "Bud" Eley, 1995-99	955
2. John Sanchez, 1976-80	839
3. Kermit Meystedt, 1963-67	834
4. Paul Ranson, 1961-64	815
5. Anthony Thomas, 1978-82	796
Bill Giessing, 1960-64	796
7. Tyler Stone, 2011-14	768
8. Dan Milligan, 1965-69	758
9. Jewell Crawford, 1980-84	741
10. Arvin Haynes, 1972-76	622

Rebounding Average

(Minimum 50 Games)	G	Avg.
1. William "Bud" Eley, 1995-99	97	9.8
2. Brandon Griffin, 2002-04	53	9.1



Marland Smith

3. Riley Ellis, 1984-86	65	8.7
4. Tyler Stone, 2011-14	94	8.2
5. Leon Powell, 2010-12	62	7.4
6. Roderick Johnson, 1998-00	60	7.3
7. Derick Turner, 1985-87	65	6.7
8. Reggie Golson, 2002-05	53	6.5
9. Calvin Williams, 2007-09	50	6.4
10. Jermall Morgan, 1993-95	54	6.3

Assists

1. Lucas Nutt, 2009-14	610
2. Dwayne Rutherford, 1986-90	541
3. Michael Morris, 1984-88	478
4. Lucas Nutt, 2009-present	419
5. Dave Shipley, 1975-79	396
6. Jerry Freshwater, 1991-95	367
7. Joe Cagle, 1973-77	357
8. John Sanchez, 1976-80	327
9. Anthony Venson, 1980-84	321
10. Derek Winans, 2001-05	282

Steals

1. Michael Morris, 1984-88	191
2. Derek Winans, 2001-05	153
Dwayne Rutherford, 1986-90	153
4. William "Bud" Eley, 1995-99	135
5. Jerry Freshwater, 1991-95	121
6. Marland Smith, 2009-13	112
7. Dainmon Gonner, 2003-05	111
8. Paul Paradoski, 2004-07	110
9. Lucas Nutt, 2009-14	94
10. David Johnson, 2005-08	90


Blocks

1. William "Bud" Eley, 1995-99	156
2. Tyler Stone, 2011-14	124
3. Nino Johnson, 2011-present	120
4. Drew Demond, 1999-02	112
5. Leon Powell, 2010-12	92
6. Anthony Thomas, 1978-82	83
7. Reggie Golson, 2002-05	79
8. Calvin Williams, 2007-09	71
9. Malcomn Henry, 1985-90	60
10. James Barnes, 1990-92	58

Games Played

1. Malcomn Henry, 1985-90	148
2. Lucas Nutt, 2009-14	137
3. Dwayne Rutherford, 1986-90	129
4. Lawrence Wilson, 1986-90	128
5. Marland Smith, 2009-13	126

SOUTHEAST MISSOURI



William "Bud" Eley

6. Michael Morris, 1984-88	122
7. Mike Lewis, 1987-91	121

Games Started

1. Lucas Nutt, 2009-14	106
2. Derek Winans, 2001-05	101
3. Marland Smith, 2009-13	98
4. Bud Eley, 1995-99	93
5. Tyler Stone, 2011-14	84
6. Terrick Willoughby, 2003-07	80
7. Lucas Nutt, 2009-present	75

Current Players in Bold

* - Southeast Missouri State University men's basketball Top-10 lists were generated with statistics dating back to 1968-69. Any cumulative statistical reports prior to that season were incomplete. Therefore, some individuals who played before 1968-69 may be excluded from certain statistical categories on these lists.

Career Rankings

SOUTHEAST MISSOURI STATE UNIVERSITY

Points

1. Otto Porter, 1980-81	677
2. Riley Ellis, 1985-86	667
3. Ronny Rankin, 1985-86	656
4. Ronny Rankin, 1984-85	621
5. Jarekious Bradley, 2013-14	608
6. Jewell Crawford, 1983-84	606
7. Devon Lake, 1992-93	603
8. Roy Booker, 2005-06	594
9. Tyler Stone, 2013-14	578
10. Riley Ellis, 1984-85	574
11. Kenard Moore, 2008-09	570
12. Dainmon Gonner, 2004-05	547
13. Derick Turner, 1986-87	545
14. Otto Porter, 1979-80	539
15. Cleo Conley, 1986-87	537
16. William "Bud" Eley, 1996-97	536
17. Ray Pugh, 1987-88	533
18. Tyler Stone, 2012-13	512
19. Jim Anderson, 1970-71	509
20. Terry Mead, 1981-82	503

Scoring Average

1. Otto Porter, 1979-80	27.0
2. Otto Porter, 1980-81	25.1
3. Fred Anderson, 1968-69	23.3
4. Jim Anderson, 1970-71	23.1
5. Jewell Crawford, 1983-84	22.4
6. Devon Lake, 1992-93	22.3
7. Roy Booker, 2005-06	22.0
8. Ronny Rankin, 1984-85	20.7
9. Ronny Rankin, 1985-86	20.5
10. Dainmon Gonner, 2004-05	20.3

Field Goals Made

1. Otto Porter, 1980-81	287
2. Ronny Rankin, 1985-86	252
3. Riley Ellis, 1985-86	250
4. Jewell Crawford, 1983-84	238
5. Ronny Rankin, 1984-85	231
6. Otto Porter, 1979-80	228
Riley Ellis, 1984-85	228
8. Tyler Stone, 2013-14	223
Cleo Conley, 1986-87	223
10. Derick Turner, 1986-87	221
Fred Anderson, 1968-69	221

Field Goals Attempted

1. Otto Porter, 1980-81	568
2. Ronny Rankin, 1985-86	524
3. Roy Booker, 2005-06	504
4. Riley Ellis, 1985-86	495
5. Fred Anderson, 1968-69	488
6. Kenard Moore, 2008-09	483
7. Otto Porter, 1979-80	476
Cleo Conley, 1986-87	476
9. Riley Ellis, 1984-85	460
10. Jarekious Bradley, 2013-14	438

Field Goal Percentage

(Minimum 75 FG Made)	FG-A	Pct.
1. Danny Dohogne, 1990-91	191-297	.643
2. Leon Powell, 2010-11	172-273	.630
3. Cornall Henderson, 1987-88	75-117	.641
Carl Nicholson, 1987-88	75-117	.641
5. Eddie Hart, 1985-86	119-186	.640
6. David Montgomery, 1997-98	141-227	.621
7. Roderick Johnson, 1999-00	163-270	.604
8. William "Bud" Eley, 1998-99	170-286	.594
9. Leon Powell, 2011-12	126-213	.592
10. John Sanchez, 1977-78	149-256	.582

3-Point Field Goals Made

1. Kenard Moore, 2008-09	97
2. Cory Johnson, 1997-98	95
3. Curtis Shelton, 1993-94	86
4. Corey Wilford, 2012-13	82
5. Kenard Moore, 2007-08	77
6. Jarekious Bradley, 2013-14	75
7. Roy Booker, 2005-06	73
8. Derek Winans, 2002-03	71
9. Cory Johnson, 1998-99	67
10. David Johnson, 2006-07	64
Mike Lewis, 1988-89	64
Mike Lewis, 1989-90	64

3-Point Field Goals Attempted

1. Kenard Moore, 2008-09	285
2. Roy Booker, 2005-06	233
3. Cory Johnson, 1997-98	219
4. Marland Smith, 2010-11	207
5. Jarekious Bradley, 2013-14	201
6. Kenard Moore, 2007-08	197
7. Corey Wilford, 2012-13	193
8. Curtis Shelton, 1993-94	190
9. Marland Smith, 2009-10	185
10. David Johnson, 2006-07	184



3-Point Field Goal Percentage

(Minimum 50 3FG Made)	3FG-A	Pct.
1. Amory Sanders, 2000-01	53-95	.558
2. Mike Lewis, 1989-90	64-130	.492
Mike Lewis, 1988-89	64-130	.492
4. Curtis Shelton, 1991-92	58-121	.479
5. Curtis Shelton, 1993-94	86-190	.453
6. Terrick Willoughby, 2006-07	51-116	.440
7. Cory Johnson, 1997-98	95-219	.434
8. Mark Johnson, 1994-95	55-128	.430
9. Marland Smith, 2012-13	63-147	.429
Brett Hale, 2002-03	54-126	.429

Free Throws Made

1. Carl Ritter, 1960-61	184
2. Riley Ellis, 1985-86	167
3. Roy Booker, 2005-06	165
4. Devon Lake, 1992-93	162
5. Ronny Rankin, 1984-85	159
6. Ronny Rankin, 1985-86	152
7. Jewell Crawford, 1983-84	130
Andrew Reed, 1971-72	130
9. Jermall Morgan, 1994-95	123
10. Riley Ellis, 1984-85	118
Michael Stokes, 2000-01	118

Single-Season Rankings

Free Throws Attempted

1. Riley Ellis, 1985-86	259
2. William "Bud" Eley, 1996-97	217
3. Devon Lake, 1992-93	205
Leon Powell, 2010-11	205
5. Riley Ellis, 1984-85	203
6. Roy Booker, 2005-06	200
7. Jermall Morgan, 1994-95	199
8. Ronny Rankin, 1984-85	190
9. Jewell Crawford, 1983-84	183
10. Ronny Rankin, 1985-86	181

Free Throw Percentage

(Minimum 75 FT Made)	FTA	Pct.
1. Curtis Shelton, 1993-94	94-106	.887
2. Ronny Rankin, 1985-86	152-181	.840
3. Ronny Rankin, 1984-85	159-190	.837
4. Michael Stokes, 2000-01	118-143	.825
Roy Booker, 2005-06	165-200	.825
6. Lucas Nutt, 2010-11	96-117	.821
7. Lucas Nutt, 2013-14	80-98	.816
8. Devon Lake, 1990-91	92-113	.814
9. Steve Tappmeyer, 1978-79	81-100	.810
10. Pat Niemczyk, 1979-80	83-104	.798
Otto Porter, 1979-80	83-104	.798

**Leon Powell****Rebounds**

1. Brandon Griffin, 2002-03	314
2. William "Bud" Eley, 1996-97	310
William "Bud" Eley, 1998-99	310
4. Riley Ellis, 1985-86	293
5. Nino Johnson, 2012-13	289
6. Tyler Stone, 2013-14	284
7. Derick Turner, 1986-87	282
8. Riley Ellis, 1984-85	275
9. Roderick Johnson, 1999-00	266
10. William "Bud" Eley, 1995-96	260

Rebounding Average

(Minimum 20 Games)	G	Avg.
1. William "Bud" Eley, 1998-99	29	10.7
2. Brandon Griffin, 2002-03	30	10.5
3. William "Bud" Eley, 1996-97	30	10.3
4. Thomas Thames, 1990-91	20	10.1
5. William "Bud" Eley, 1995-96	27	9.6
6. Tyler Stone, 2013-14	30	9.5
7. Derick Turner, 1986-87	31	9.1
8. Riley Ellis, 1985-86	33	8.9
9. Nino Johnson, 2012-13	33	8.8
Danny Dohogne, 1990-91	28	8.8

Assists

1. Dwayne Rutherford, 1988-89	200
2. Lucas Nutt, 2013-14	191
3. Kevin Roberts, 2002-03	179
4. Lucas Nutt, 2012-13	178
5. Jerry Freshwater, 1994-95	153
6. Dwayne Rutherford, 1987-88	143
7. Michael Morris, 1986-87	139
8. Michael Morris, 1985-86	136
9. Michael Morris, 1987-88	130
10. Michael Stokes, 1999-00	128

Steals

1. Dainmon Gonner, 2004-05	74
2. Dwayne Rutherford, 1988-89	71
3. Michael Morris, 1986-87	63
Michael Morris, 1987-88	63
5. William "Bud" Eley, 1996-97	58
Calvert White, 1996-97	58
7. Johnnie Coleman, 1990-91	57
8. Ernest Taylor, 1988-89	50
9. Cleo Conley, 1986-87	48
10. Kahn Cotton, 1997-98	47

**Reggie Golson****Blocks**

1. Nino Johnson, 2012-13	84
2. William "Bud" Eley, 1998-99	75
3. Reggie Golson, 2004-05	64
4. William "Bud" Eley, 1995-96	51
5. Leon Powell, 2010-11	50
6. Drew Demond, 2000-01	48
7. Tyler Stone, 2013-14	46
8. Anthony Thomas, 1981-82	45
9. Tyler Stone, 2012-13	44
10. Leon Powell, 2011-12	42

Current Players in Bold

* - Southeast Missouri State University men's basketball Top-10 lists were generated with statistics dating back to 1968-69. Any cumulative statistical reports prior to that season were incomplete. Therefore, some individuals who played before 1968-69 may be excluded from certain statistical categories on these lists.

SOUTHEAST MISSOURI STATE UNIVERSITY

Southeast Missouri's OVC

Tournament Breakdown

Appearances (Years).....	13
(1997, 1998, 1999, 2000, 2001, 2002, 2003, 2005, 2007, 2011, 2012, 2013, 2014)	
Record.....	10-12
Record at Municipal Auditorium.....	4-4
Titles.....	1 (2000)
First Appearance.....	1997
Last Appearance.....	2014
Last OVC Tournament Result	
Lost to #3 Eastern Kentucky, 84-76 on Mar. 6, 2014	
Championship Game Appearances.....	2
(1999, 2000)	

Southeast Missouri's OVC Tournament

Record As:

# 2 Seed.....	5-1
# 5 Seed.....	1-3
# 6 Seed.....	3-5
# 7 Seed.....	1-2
# 8 Seed.....	0-1

Southeast Missouri's OVC Tournament

Record Versus:

# 1 Seed.....	1-2
# 2 Seed.....	0-2
# 3 Seed.....	2-5
# 4 Seed.....	0-3
# 6 Seed.....	3-0
# 7 Seed.....	3-0
# 8 Seed.....	1-0

Results of OVC Tournaments which Southeast Missouri Participated

1997 - Nashville, Tennessee

Gaylord Entertainment Center

First Round (at campus sites)

- #1 Austin Peay 106, #8 Morehead State 83
- #2 Murray State 76, #7 Tennessee State 63
- #3 Middle Tennessee 89, #6 Southeast Missouri 74
- #4 Tennessee Tech 83, #5 Eastern Illinois 81

Semifinals

- Austin Peay 70, Tennessee Tech 60
- Murray State 74, Middle Tennessee 48

Championship

- Murray State 88, Austin Peay 85^{OT}

1998 - Nashville, Tennessee

Gaylord Entertainment Center

First Round (at campus sites)

- #1 Murray State 84, #8 Tennessee Tech 63
- #7 Tennessee State 84, #2 Eastern Illinois 79
- #3 Middle Tennessee 61, #6 Eastern Kentucky 49

- #4 Austin Peay 76, #5 Southeast Missouri 46

Semifinals

- Murray State 81, Austin Peay 56
- Tennessee State 74, Middle Tennessee 70

Championship

- Murray State 92, Tennessee State 69

1999 - Nashville, Tennessee

Gaylord Entertainment Center

First Round (at campus sites)

- #1 Murray State 96, #8 Tennessee Tech 61
- #2 Southeast Missouri 78, #7 Eastern Illinois 57
- #3 Middle Tennessee 75, #6 Tennessee State 68
- #5 Morehead State 82, #4 Austin Peay 77

Semifinals

- Murray State 92, Morehead State 69
- Southeast Missouri 82, Middle Tennessee 74

Championship

- Murray State 62, Southeast Missouri 61

2000 - Nashville, Tennessee

Gaylord Entertainment Center

First Round (at campus sites)

- #1 Murray State 83, #8 Tennessee State 58
- #2 Southeast Missouri 76, #7 UT Martin 74
- #6 Middle Tennessee 87, #3 Tennessee Tech 70
- #4 Eastern Illinois 107, #5 Austin Peay 100^{20T}

Semifinals

- Murray State 89, Eastern Illinois 70
- Southeast Missouri 78, Middle Tennessee 60

Championship

- Southeast Missouri 67, Murray State 56

2001 - Nashville, Tennessee

Gaylord Entertainment Center

First Round (at campus sites)

- #1 Tennessee Tech 69, #8 UT Martin 58
- #2 Eastern Illinois 102, #7 Morehead State 80
- #3 Murray State 114, #6 Tennessee State 100
- #4 Austin Peay 72, #5 Southeast Missouri 70^{OT}

Semifinals

- Austin Peay 83, Tennessee Tech 63
- Eastern Illinois 97, Murray State 71

Championship

- Eastern Illinois 84, Austin Peay 83

2002 - Louisville, Kentucky

Kentucky International Convention Center

First Round (at campus sites)

- #1 Tennessee Tech 73, #8 Southeast Missouri 56
- #2 Morehead State 91, #7 Tennessee State 82
- #3 Murray State 103, #6 Eastern Illinois 56
- #4 Austin Peay 72, #5 UT Martin 69

Semifinals

- Tennessee Tech 86, Austin Peay 77

- Murray State 89, Morehead State 75

Championship

- Murray State 70, Tennessee Tech 69

2003 - Nashville, Tennessee

Gaylord Entertainment Center

First Round (at campus sites)

- #1 Austin Peay 83, #8 Eastern Kentucky 80
- #2 Morehead State 91, #7 Southeast Missouri 84
- #3 Tennessee Tech 76, #6 UT Martin 62
- #4 Murray State 74, #5 Eastern Illinois 63

Semifinals

- Austin Peay 59, Murray State 58^{OT}
- Tennessee Tech 88, Morehead State 71

Championship

- Austin Peay 63, Tennessee Tech 57

2005 - Nashville, Tennessee

Gaylord Entertainment Center

First Round (at campus sites)

- #1 Tennessee Tech 72, #8 Eastern Illinois 68
- #2 Eastern Kentucky 74, #7 Tennessee State 68
- #6 Southeast Missouri 61, #3 Murray State 58
- #5 Austin Peay 71, #4 Samford 60

Semifinals

- Austin Peay 67, Tennessee Tech 61
- Eastern Kentucky 69, Southeast Missouri 52

Championship

- Eastern Kentucky 52, Austin Peay 46

2007 - Nashville, Tennessee

Gaylord Entertainment Center

First Round (at campus sites)

- #1 Austin Peay 89, #8 Tennessee State 84^{OT}
- #2 Eastern Kentucky 63, #7 Morehead State 45
- #3 Tennessee Tech 88, #6 Southeast Missouri 60
- #5 Samford 70, #4 Murray State 60

Semifinals

- Austin Peay 65, Samford 55
- Eastern Kentucky 57, Tennessee Tech 54

Championship

- Eastern Kentucky 63, Austin Peay 62

2011 - Nashville, Tennessee

Municipal Auditorium

First Round

- #8 UT Martin 68, #5 Tennessee State 64
- #7 Southeast Missouri 65, #6 Eastern Kentucky 49

Quarterfinals

- #4 Tennessee Tech 83, UT Martin 59
- #3 Austin Peay 76, Southeast Missouri 60


Semifinals

- Tennessee Tech 64, #1 Murray State 59
- #2 Morehead State 68, Austin Peay 49

Championship

- Morehead State 80, Tennessee Tech 73

OVC Tournament Results



2012 - Nashville, Tennessee

Municipal Auditorium

First Round

#5 Southeast Missouri 75, #8 Eastern Kentucky 65

#7 Jacksonville State 75, #6 Austin Peay 70

Quarterfinals

#4 Tennessee Tech 77, #5 Southeast Missouri 73

#3 Morehead State 68, #6 Jacksonville State 54

Semifinals

#1 Murray State 78, #4 Tennessee Tech 58

#2 Tennessee State 59, #3 Morehead State 52

Championship

#1 Murray State 54, #2 Tennessee St. 52

2013 - Nashville, Tennessee

Municipal Auditorium

First Round

#5 Morehead State 73, #8 UT Martin 66

#6 Southeast Missouri 78, #7 Eastern Illinois 68

Quarterfinals

#4 Tennessee State 88, #5 Morehead State 75

#3 Eastern Kentucky 84, #6 Southeast Missouri 69

Semifinals

#1 Belmont 82, #4 Tennessee State 73

#2 Murray State 81, #3 Eastern Kentucky 73

Championship

#1 Belmont 70, #2 Murray State 68

2014 - Nashville, Tennessee

Municipal Auditorium

First Round

#5 Tennessee Tech 74, #8 SIU Edwardsville 67

#6 Southeast Missouri 79, #7 Eastern Illinois 61

Quarterfinals

#4 Morehead State 76, #5 Tennessee Tech 61

#3 Eastern Kentucky 84, #6 Southeast Missouri 76

Semifinals

#1 Belmont 86, #4 Morehead State 63

#3 Eastern Kentucky 86, #2 Murray State 83

Championship

#3 Eastern Kentucky 79, #1 Belmont 73

Southeast Missouri's NCAA Tournament

Breakdown

Appearances (Year).....1 (2000)

Record.....0-1

Result

Lost to LSU, 64-61, in First Round at
Salt Lake City, Utah

Year-by-Year

OVC Tournament Winners

1948-49 Western Kentucky

1949-50 Eastern Kentucky

1950-51 Murray State

1951-52 Western Kentucky

1952-53 Western Kentucky

1953-54 Western Kentucky

1954-55 Eastern Kentucky

1963-64 Murray State

1964-65 Western Kentucky

1965-66 Western Kentucky

1966-67 Tennessee Tech

1974-75 Middle Tennessee

1975-76 Western Kentucky

1976-77 Middle Tennessee

1977-78 Western Kentucky

1978-79 Eastern Kentucky

1979-80 Western Kentucky

1981-82 Middle Tennessee

1982-83 Morehead State

1983-84 Morehead State

1984-85 Middle Tennessee

1985-86 Akron

1986-87 Austin Peay

1987-88 Murray State

1988-89 Middle Tennessee

1989-90 Murray State

1990-91 Murray State

1991-92 Murray State

1992-93 Tennessee State

1993-94 Tennessee State

1994-95 Murray State

1995-96 Austin Peay

1996-97 Murray State

1997-98 Murray State

1998-99 Murray State

1999-00 Southeast Missouri

2000-01 Eastern Illinois

2001-02 Murray State

2002-03 Austin Peay

2003-04 Murray State

2004-05 Eastern Kentucky

2005-06 Murray State

2006-07 Eastern Kentucky

2007-08 Austin Peay

2008-09 Morehead State

2009-10 Murray State

2010-11 Morehead State

2011-12 Murray State

2012-13 Belmont

2013-14 Eastern Kentucky

Team Records in OVC Tournament

Akron (1978-87).....4-2

Austin Peay (1962-present).....38-33

Belmont (2012-present).....3-1

East Tennessee State (1957-78).....3-6

Eastern Illinois (1996-present).....5-11

Eastern Kentucky (1948-present).....38-33

Evansville (1948-52).....1-4

Jacksonville State (2003-present).....2-4

SOUTHEAST MISSOURI

Louisville (1948-50).....2-1

Marshall (1949-52).....2-4

Middle Tennessee State (1952-00).....23-24

Morehead State (1948-present).....29-40

Murray State (1948-present).....63-34

Samford (2003-08).....3-5

Southeast Missouri (1991-present).....10-12

SIU Edwardsville (2012-present).....0-1

Tennessee State (1986-present).....12-23

Tennessee Tech (1949-present).....24-41

UT Martin (1992-present).....2-8

Western Kentucky (1948-82).....34-7

Youngstown State (1980-88).....3-5

Current OVC Members in **Bold**

All-Time Tournament

Championship Breakdown

Murray State.....15

Western Kentucky.....10

Eastern Kentucky.....6

Middle Tennessee.....5

Austin Peay.....4

Morehead State.....4

Tennessee State.....2

Akron.....1

Belmont.....1

Eastern Illinois.....1

Southeast Missouri.....1

Tennessee Tech.....1

Southeast Missouri's

OVC All-Tournament Selections

Mike Branson, F.....1999

Bud Eley, C.....1999

Mike Branson, F.....2000

Roderick Johnson, F.....2000

Southeast Missouri's

OVC Tournament Records vs.

*Austin Peay (last played in 2011).....0-3

*Eastern Illinois (last played in 2014).....3-0

*Eastern Kentucky (last played in 2014).....2-3

Middle Tennessee (last played in 2000).....2-1

*Morehead State (last played in 2003).....0-1

*Murray State (last played in 2005).....2-1

*Tennessee Tech (last played in 2012).....0-3

*UT Martin (last played in 2000).....1-0

* - Active OVC Members

OVC Tournament Results

SOUTHEAST MISSOURI STATE UNIVERSITY

Team Records

Single-Game

Points	135	vs. Fort Leonard Wood (2/6/64); vs. McKendree (1/14/67)
Points in a Half	74	vs. Harris-Stowe (2/4/85)
Combined Points	237	vs. Austin Peay (1/29/08)
Field Goals	59	vs. McKendree (1/4/67); vs. Parks (11/24/86)
Field Goals Attempted	98	vs. Parks (11/24/86)
Field Goal Percentage	68.9 (59-of-88)	vs. McKendree (1/14/67)
Free Throws	40	vs. Christian Brothers (12/5/88)
Free Throws Attempted	50	vs. Christian Brothers (12/5/88)
Free Throw Percentage	1.00 (14-14)	vs. Missouri-Rolla (1/12/78)
	1.00 (10-10)	vs. Sacramento State (2/19/11)
3-Point Field Goals	20	at Austin Peay (2/28/13)
3-Point Field Goals Att.	40	vs. UT Martin (1/15/98)
3-Point Field Goal Pct.	1.00 (5-5)	vs. Southern Arkansas (11/21/87)
Rebounds	68	vs. Central Methodist (11/18/88)
Assists	33	vs. Missouri Baptist (11/19/90)
Blocked Shots	14	vs. Morehead State (1/4/99)
Largest Margin of Victory	+89	Southeast 127, Parks 38 (11/24/86)
Largest Margin of Defeat	-58	NW Missouri 74, Southeast 16 (2/1/29)

Single-Season

Points	2791	1985-86
Points Per Game	87.8	1990-91
Field Goals	1108	1985-86
Field Goals Attempted	2204	1985-86
Field Goal Percentage	51.9	1978-79
Free Throws	621	1960-61
Free Throws Attempted	856	1985-86
Free Throw Percentage	76.4 (428-of-560)	2001-02
3-Point Field Goals	256	2012-13
3-Point Field Goals Att.	644	2012-13
3-Point Field Goal Pct.	44.6	1988-89
Rebounds	1313	1985-86
Assists	544	1985-86; 1988-89
Blocked Shots	164	1999-00
Largest Margin of Victory	+15.7	1984-85
Most Victories	28	1987-88
Most Losses	27	2008-09

Miscellaneous

Longest Winning Streak	20 games	12/5/87-2/17/88
Longest Home Win Streak	28 games	11/29/85-1/7/87
Longest Losing Streak	21 games	12/23/08-11/18/09

Individual Records

Single-Game

Points	52	Kermit Meystedt, vs. McKendree, 1/14/67
Field Goals	24	Kermit Meystedt, vs. McKendree, 1/14/67
Field Goals Attempted	34	Kermit Meystedt, vs. McKendree, 1/14/67
Free Throws	18	Carl Ritter, vs. NW Missouri St, 12/30/60
Free Throws Attempted	22	Carl Ritter, vs. NW Missouri St, 12/30/60
3-Point Field Goals	9	3x, last by Marland Smith, vs. Eastern Illinois, 2/9/13
3-Point Field Goals Att.	19	Cory Johnson, vs. UT Martin, 1/15/98
Rebounds	29	Paul Ranson, vs. MacMurray, 12/8/61
Assists	13	2x, last by Kevin Roberts, vs. Morehead State, 2/6/03
Blocked Shots	10	"Bud" Eley, vs. Morehead, 1/4/99

Single-Season

Games Played	34	Michael Morris, Ray Pugh, Derick Turner, 1985-86
Points	677	Otto Porter, 1980-81
Field Goals	287	Otto Porter, 1980-81
Field Goals Attempted	568	Otto Porter, 1980-81
Field Goal Percentage	64.3 (191-297)	Danny Dohogne, 1990-91
Free Throws	184	Carl Ritter, 1960-61
Free Throws Attempted	259	Riley Ellis, 1985-86
Free Throw Percentage	88.7 (94-106)	Curtis Shelton, 1993-94
3-Point Field Goals	97	Kenard Moore, 2008-09
3-Point Field Goals Att.	285	Kenard Moore, 2008-09
3-Point Field Goal Pct.	55.8 (53-95)	Amory Sanders, 2000-01
Rebounds	314	Brandon Griffin, 2002-03
Assists	200	Dwayne Rutherford, 1988-89
Blocked Shots	84	Nino Johnson, 2012-13
Highest Scoring Average	27.0	Otto Porter, 1979-80
Highest Rebounding Avg.	10.7	"Bud" Eley, 1998-99

Records

Points

Year	Player	G	Pts	Avg
1970-71	Jim Anderson	22	509	23.1
1971-72	Fred Johnson	24	403	16.7
1972-73	Larry Lawrence	23	342	14.9
1973-74	Larry Lawrence	24	410	17.1
1974-75	Steve Valli	26	402	15.4
1975-76	Dave Shipley	26	212	8.2
1976-77	Joe Cagle	26	429	16.5
1977-78	Steve Tappmeyer	26	424	16.5
1978-79	Desi Barmore	28	431	15.4
	Marcus Harvey			
1979-80	Otto Porter	20	539	27.0
1980-81	Otto Porter	27	677	25.1
1981-82	Terry Mead	30	503	16.8
1982-83	Terry Mead	30	453	15.1
1983-84	Jewell Crawford	27	606	22.4
1984-85	Ronny Rankin	30	621	20.6
1985-86	Ronny Rankin	32	656	20.5
1986-87	Derick Turner	31	545	17.6
1987-88	Ray Pugh	31	545	17.9
1988-89	Ray Pugh	27	482	17.9
1989-90	Earnest Taylor	27	491	18.1
1990-91	Danny Dohogne	28	487	17.4
1991-92	Curtis Shelton	28	410	15.2
1992-93	Devon Lake	28	332	11.9
1993-94	Curtis Shelton	27	410	15.2
1994-95	Jermall Morgan	27	436	17.2
1995-96	William "Bud" Eley	27	465	17.2
1996-97	William "Bud" Eley	30	536	17.9
1997-99	Cory Johnson	27	391	14.5
1998-99	William "Bud" Eley	29	445	15.3
1999-00	Roderick Johnson	31	437	14.1
2000-01	Michael Stokes	30	449	15.0
2001-02	Derek Winans	27	402	14.9
2002-03	Derek Winans	30	459	15.3
2003-04	Derek Winans	27	392	14.5
2004-05	Dainmon Gonner	27	446	16.5
2005-06	Roy Booker	27	594	22.0
2006-07	Brandon Foust	31	374	12.1
2007-08	Jaycen Herring	29	381	13.1
2008-09	Kenard Moore	30	570	19.0
2009-10	Marland Smith	30	325	10.8
2010-11	Leon Powell	32	452	14.1
2011-12	Tyler Stone	31	456	14.7
2012-13	Tyler Stone	33	512	15.5
2013-14	Tyler Stone	30	578	19.3

Rebounds

Year	Player	G	Reb	Avg
1970-71	Andrew Reid	23	239	10.3
1971-72	Andrew Reid	24	269	11.2
1972-73	Larry Lawrence	23	213	9.1
1973-74	Arvin Haynes	24	202	8.4
1974-75	Steve Valli	25	183	7.1
1975-76	Russ Mothershead	26	112	4.3
1976-77	John Sanchez	26	200	7.7
1977-78	John Sanchez	26	265	10.2
1978-79	Desi Barmore	28	203	7.3
1979-80	Anthony Thomas	26	245	9.4
1980-81	Otto Porter	27	240	8.9
1981-82	Anthony Thomas	26	245	9.4
1982-83	Donnie McClinton	31	245	6.9
1983-84	Jewell Crawford	27	204	7.5
1984-85	Riley Ellis	32	275	8.6
1985-86	Riley Ellis	33	293	8.9
1986-87	Derick Turner	31	282	9.1
1987-88	Ray Pugh	31	207	6.7
1988-89	Malcomn Henry	32	213	6.7
1989-90	Thomas Thames	31	277	8.9
1990-91	Thomas Thames	20	201	10.1
1991-92	James Barnes	28	187	6.7
1992-93	Eelco Derks	27	143	5.3
1993-94	Jermall Morgan	27	151	5.6
1994-95	Jermall Morgan	27	188	7.0
1995-96	William "Bud" Eley	27	260	9.6
1996-97	William "Bud" Eley	20	310	10.3
1997-98	Calvert White	27	160	5.9
1998-99	William "Bud" Eley	29	310	10.7
1999-00	Roderick Johnson	31	266	8.6
2000-01	Emanuel McCuthison	30	149	5.0
2000-02	Tim Scheer	28	138	4.9
2002-03	Brandon Griffin	30	314	10.5
2003-04	Brandon Griffin	23	170	7.4
2004-05	Reggie Golson	29	211	7.3
2005-06	Waylon Francis	27	155	5.7
2006-07	Brandon Foust	31	174	5.6
2007-08	Calvin Williams	31	169	5.5
2008-09	LaMont Russell	30	183	6.1
2009-10	LaMont Russell	30	204	6.8
2010-11	Leon Powell	32	247	7.7
2011-12	Tyler Stone	31	227	7.3
2012-13	Nino Johnson	33	289	8.8
2013-14	Tyler Stone	30	284	9.5

Assists

Year	Player	A
1972-73	Leonard Bishop	88
1973-74	Kevin Arand	83
1974-75	Joe Cagle	87
1975-76	Joe Cagle	127
1976-77	Joe Cagle	123
1977-78	Dave Shipley	112
1978-79	Dave Shipley	134
1979-80	John Sanchez	125
1980-81	Otto Porter	76
1981-82	Anthony Venson	101
1982-83	Lew Brookins	126
1983-84	Michael Poole	76
1984-85	Anthony Hall	120
1985-86	Michael Morris	136
1986-87	Michael Morris	139
1987-88	Dwayne Rutherford	143
1988-89	Dwayne Rutherford	200
1989-90	Dwayne Rutherford	121
1990-91	Johnnie Coleman	90
1991-92	Curtis Shelton	63
1992-93	Tony Wofford	83
1993-94	Jerry Freshwater	106
1994-95	Jerry Freshwater	153
1995-96	Allen Hatchett	85
1996-97	Allen Hatchett	89
1997-98	Kahn Cotton	104
1998-99	Kahn Cotton	83
1999-00	Michael Stokes	128
2000-01	Michael Stokes	144
2001-02	Derek Winans	80
2002-03	Kevin Roberts	179
2003-04	Mike Nelke/Brandon Griffin	75
2004-05	Paul Paradoski	81
2005-06	Paul Paradoski	119
2006-07	Roderick Pearson	68
2007-08	Roderick Pearson	82
2008-09	Jaycen Herring	77
2009-10	Sam Pearson	94
2010-11	Lucas Nutt	112
2011-12	Marcus Brister	103
2012-13	Lucas Nutt	178
2013-14	Lucas Nutt	191

SOUTHEAST MISSOURI STATE UNIVERSITY

1991-92

Overall: 12-16 **OVC:** 5-9

Head Coach: Ron Shumate

Opponent		SE	OPP
at UW-Green Bay	L	54	82
at Wisconsin	L	71	82
Cleveland State	L	80	88
Nicholls State	W	76	73
Texas-Pan American	W	85	56
at Southern Utah	L	62	98
at Montana State	L	67	70
Lewis	W	80	56
at Texas-Pan American	W	70	68
at Arkansas-Little Rock	L	77	85 ^{OT}
Oakland City	W	84	69
Austin Peay*	W	79	76
UW-Milwaukee	L	71	83
at Middle Tennessee*	L	58	61
at Murray State*	L	76	86
Morehead State*	W	85	74
Eastern Kentucky*	W	76	74
at Tennessee State*	L	62	63
at Tennessee Tech*	L	51	84
at Austin Peay*	L	86	92 ^{OT}
Arkansas-Little Rock	W	80	78
Tennessee Tech*	L	78	88
Tennessee State*	W	76	66
at Eastern Kentucky*	L	69	83
at Morehead State*	L	80	84
Murray State*	W	80	75
Middle Tennessee*	L	76	87
at UW-Milwaukee	W	80	64

* - Denotes Ohio Valley Conference Game

1992-93

Overall: 16-11 **OVC:** 9-7

Head Coach: Ron Shumate

Opponent		SE	OPP
UW-Green Bay	W	67	65
Alcorn State	W	86	81
Arkansas State	W	71	69 ^{OT}
Montana State	W	72	56
Cincinnati	L	58	83
Central Michigan	W	74	61
Arkansas	L	72	96
at Evansville	L	68	92
at Chicago State	L	71	91
Oakland City	W	108	69
at Tennessee State*	L	70	95
at Austin Peay*	W	90	68
Murray State*	L	95	111
Southern Utah	W	91	74
Morehead State*	W	107	96
Eastern Kentucky*	W	79	63
at UT Martin*	L	89	90

Middle Tennessee*	W	80	69
Tennessee Tech*	W	79	74
at Murray State*	L	96	100
at Morehead State*	L	85	92
at Eastern Kentucky	L	65	86
Tennessee State*	W	94	77
Austin Peay*	W	77	64
UT Martin*	W	69	68
at Middle Tennessee*	W	67	63 ^{OT}
at Tennessee Tech*	L	99	113

* - Denotes Ohio Valley Conference Game

1993-94

Overall: 10-17 **OVC:** 5-11

Head Coach: Ron Shumate

Opponent		SE	OPP
Evansville	L	60	76
Southern California College	W	65	52
Troy State	W	119	113
Texas-Arlington	W	86	83
Chicago State	W	125	95
Samford	L	72	72
Prairie View A&M	W	100	63
Southern Illinois	L	54	82
Colorado State	L	72	104
Eastern Kentucky*	L	62	86
Morehead State*	L	72	85
Tennessee Tech*	W	87	77
Middle Tennessee*	W	99	77
Tennessee State*	L	83	94
UT Martin*	W	86	63
Tennessee State*	L	87	96
Austin Peay*	L	69	75
Murray State*	L	74	81
Morehead State*	L	80	94
Eastern Kentucky*	L	75	84
Tennessee Tech*	W	89	83
Middle Tennessee*	L	68	94
Murray State*	L	95	96
Missouri	L	61	83
UT Martin*	L	87	103
Austin Peay*	W	98	72
Memphis State	L	83	109

* - Denotes Ohio Valley Conference Game

1994-95

Overall: 13-14 **OVC:** 7-9

Head Coach: Ron Shumate

Opponent		SE	OPP
Drury College	W	90	79
Fairfield	W	82	75
Maine	W	92	78
at Missouri	L	77	84
at UW-Milwaukee	W	75	71
Southern Illinois	L	72	74
Colorado State	L	70	90
at Florida State	L	75	100
Oakland City College	W	90	76
Eastern Kentucky*	W	59	52
Morehead State*	L	72	74 ^{OT}
at Tennessee Tech*	L	58	97
at Middle Tennessee*	L	63	65
at Tennessee State*	L	80	83
at UT Martin*	W	61	59
Tennessee State*	W	66	64
Austin Peay*	L	63	79
Murray State*	L	79	83
at Morehead State*	L	49	80
at Eastern Kentucky*	L	66	71
Middle Tennessee*	W	78	63
Tennessee Tech*	W	89	73
at Murray State*	L	55	83
UT Martin*	W	75	66
at Austin Peay*	W	90	87 ^{OT}
UW-Milwaukee	W	98	90 ^{OT}
at South Florida	L	48	75

* - Denotes Ohio Valley Conference Game

1995-96

Overall: 8-19 **OVC:** 5-11

Head Coach: Ron Shumate

Opponent		SE	OPP
Oakland City	W	82	78
Troy State	W	109	91
Mississippi Valley State	L	80	84
at Fairfield	L	65	73
at Illinois	L	70	89
vs. San Jose State	W	55	48
at Southern Illinois	L	64	70
Oral Roberts	L	58	74
at Missouri	L	65	102
at Eastern Kentucky*	L	73	89
at Morehead State*	W	81	64
UT Martin*	W	71	61
at Middle Tennessee*	W	65	63
at Austin Peay*	L	69	82
Tennessee State*	L	70	82
Tennessee Tech*	W	81	78 ^{OT}
South Florida	L	41	67
at Murray State*	L	77	81

Division I Results

Morehead State*	W	76	74
Eastern Kentucky*	L	76	79
at UT Martin*	L	59	79
Austin Peay*	L	71	84
Middle Tennessee*	L	75	78
at Tennessee Tech*	L	69	102
at Tennessee State*	L	73	76
Murray State*	L	61	79
at Oral Roberts	L	69	85

* - Denotes Ohio Valley Conference Game

1996-97

Overall: 12-18 **OVC:** 9-9

Head Coach: Ron Shumate

Opponent		SE	OPP
vs. Norfolk State	W	68	63
vs. Samford	L	57	63
McKendree	L	59	72
at Oklahoma	L	52	83
at Louisiana Tech	W	69	65
Southern Illinois	L	68	78
at Missouri	L	50	64
Oakland City	W	87	57
vs. Cincinnati	L	57	80
vs. Old Dominion	L	61	74
vs. Fresno State	L	77	83
at Austin Peay*	L	85	96
at Tennessee State*	W	71	53
UT Martin*	W	82	72 ^{OT}
Eastern Kentucky*	W	70	68
Morehead State*	W	94	75
at Middle Tennessee*	W	78	76
at Tennessee Tech*	L	82	86
at Murray State*	L	75	77
Eastern Illinois*	L	61	65
Tennessee State*	W	78	75
Austin Peay*	W	73	72
Murray State*	L	75	86
at Morehead State*	L	80	83
at Eastern Kentucky*	L	76	84
Tennessee Tech*	W	78	65
Middle Tennessee*	W	85	76
at UT Martin*	L	62	92
at Eastern Illinois*	L	71	92

OVC Tournament

vs. Middle Tennessee	L	74	89
----------------------	---	----	----

* - Denotes Ohio Valley Conference Game

1997-98

Overall: 14-13 **OVC:** 10-8

Head Coach: Gary Garner

Opponent		SE	OPP
at Colorado	L	59	62
Central Methodist	W	94	78
Bradley	W	79	71
Oakland City	W	60	27
Tennessee State*	L	77	79 ^{OT}
Austin Peay*	W	73	61
at Southern Illinois	L	62	81
at Missouri	L	64	65
Truman State	W	79	65
at Louisville	L	69	91
at Morehead State*	W	64	61
at Eastern Kentucky*	L	79	82 ^{OT}
Tennessee Tech*	W	69	51
Middle Tennessee*	L	55	70
at Tennessee State*	W	60	59
at UT Martin*	L	82	91 ^{OT}
at Murray State*	L	66	101
Eastern Illinois*	L	78	81 ^{OT}
Morehead State*	W	99	79
Eastern Kentucky*	W	97	78
at Austin Peay*	W	81	57
at Tennessee Tech*	L	57	77
at Middle Tennessee*	W	85	76
UT Martin	W	87	61
Murray State*	L	71	82
at Eastern Illinois*	W	84	77 ^{OT}

OVC Tournament

vs. Austin Peay	L	46	76
-----------------	---	----	----

* - Denotes Ohio Valley Conference Game

1998-99

Overall: 20-9 **OVC:** 15-3

Head Coach: Gary Garner

Opponent		SE	OPP
SIU Edwardsville	W	78	35
at Bradley	L	47	49
Central Methodist	W	84	65
Louisiana Tech	L	72	84
at Austin Peay*	W	74	65
at Tennessee State*	W	70	49
at Arkansas State	W	76	75
Eastern Kentucky*	W	78	58
at Missouri State	L	56	67
Southern Illinois	L	49	70
at Oklahoma State	L	64	75
Morehead State*	W	71	69
Middle Tennessee*	W	73	63
at Tennessee Tech*	W	64	51
Austin Peay*	W	87	71
Murray State*	L	70	71
UT Martin*	W	84	75 ^{OT}

SOUTHEAST MISSOURI

at Eastern Illinois*	W	81	70
at Morehead State*	W	72	60
Tennessee State*	W	61	54
Middle Tennessee*	W	69	55
Tennessee Tech*	L	62	68
at Murray State*	L	52	62
at UT Martin*	W	60	49
at Eastern Kentucky*	W	77	61
Eastern Illinois*	W	92	70

OVC Tournament

vs. Eastern Illinois	W	78	57
vs. Middle Tennessee	W	82	74
vs. Murray State	L	61	62

* - Denotes Ohio Valley Conference Game

1999-2000

Overall: 24-7 **OVC:** 14-4

Head Coach: Gary Garner

Opponent		SE	OPP
Western Carolina	W	93	69
Rockhurst	W	67	58
Montana	W	66	61
at Tennessee Tech*	W	84	79
Oakland City	W	79	45
vs. Montana	L	48	60
vs. Robert Morris	W	55	44
Arkansas State	W	74	71
at Bradley	W	65	60
at Southern Illinois	L	51	62
Tennessee State*	W	79	46
Austin Peay*	W	62	60
at Middle Tennessee*	W	79	46
at UT Martin*	L	66	75
at Murray State*	W	84	78
at Tennessee Tech*	W	61	50
Eastern Illinois*	W	77	66
Morehead State*	W	80	59
Eastern Kentucky*	W	77	65
at Tennessee State*	L	52	56
at Austin Peay*	L	64	67 ^{OT}
Middle Tennessee*	W	76	56
UT Martin*	W	80	68
at Murray State*	L	60	77
at Eastern Illinois*	W	72	71
at Morehead State*	W	74	58
at Eastern Kentucky*	W	65	48

OVC Tournament

vs. UT Martin	W	76	74
vs. Middle Tennessee	W	78	60
vs. Murray State	W	67	56

NCAA Tournament

vs. LSU	L	61	64
---------	---	----	----

* - Denotes Ohio Valley Conference Game

Division I Results

SOUTHEAST MISSOURI STATE UNIVERSITY

2000-01

Overall: 18-12 OVC: 8-8

Head Coach: Gary Garner

Date	Opponent		SE	OPP
N17	Truman State	W	70	59
N21	Missouri-Rolla	W	87	63
N24	vs. Toledo	L	43	59
N25	vs. Robert Morris	W	78	53
N26	vs. Cleveland State	W	72	71
N29	at Mississippi Valley	L	77	83
D5	Southern Illinois	W	87	84
D9	Tennessee Tech*	L	68	70
D16	Missouri State*	W	73	71
D20	Campbell	W	81	54
D27	vs. Houston	L	64	69
D28	vs. Jackson State	W	72	63
J4	at Tennessee State*	W	88	57
J6	at Austin Peay*	L	60	80
J11	Murray State*	L	58	60
J13	UT Martin*	W	60	49
J20	at Eastern Illinois*	L	71	83
J22	at Morris Brown	W	82	63
J27	at Morehead State*	W	74	71
J29	at Eastern Kentucky*	W	65	59
F1	Austin Peay*	L	72	77
F3	Tennessee State*	L	94	96
F6	at Tennessee Tech*	L	69	79
F8	at Murray State*	W	65	54
F10	at UT Martin*	W	81	73
F14	Morris Brown	W	83	50
F17	Eastern Illinois*	W	75	73
F22	Eastern Kentucky*	W	81	70
F24	Morehead State*	W	63	61

OVC Tournament

F27	vs. Austin Peay	L	70	72
-----	-----------------	---	----	----

* - Denotes Ohio Valley Conference Game

2001-02

Overall: 6-22 OVC: 4-12

Head Coach: Gary Garner

Date	Opponent		SE	OPP
N16	Birmingham Southern	L	51	62
N24	at Missouri State	L	63	73
N27	Arkansas-Little Rock	L	74	83
D1	Western Illinois	L	58	71
D5	at Vanderbilt	L	71	76
D8	North Alabama	W	75	68
D15	at Saint Louis	L	62	88
D17	Mississippi Valley	L	70	82
D22	at Southern Illinois	L	80	92
D29	Lincoln University	W	77	68
J2	at Western Illinois	L	75	82
J5	at Eastern Illinois*	L	74	84
J7	Tennessee State*	L	82	94
J10	Eastern Kentucky*	W	95	75

J12	Morehead State*	L	53	59
J17	at UT Martin*	L	73	89
J19	at Murray State*	L	72	85
J24	Tennessee Tech*	L	62	75
J26	Austin Peay*	L	67	68
J31	at Tennessee State*	L	65	72
F2	at Tennessee Tech*	L	67	82
F7	at Morehead State*	L	75	91
F9	at Eastern Kentucky*	W	81	74
F14	UT Martin*	W	78	51
F16	Murray State*	L	86	92
F19	Eastern Illinois*	W	102	87
F23	at Austin Peay*	L	47	80

OVC Tournament

F26	vs. Tennessee Tech	L	56	73
-----	--------------------	---	----	----

* - Denotes Ohio Valley Conference Game

2002-03

Overall: 11-19 OVC: 5-11

Head Coach: Gary Garner

Date	Opponent		SE	OPP
N22	at Arkansas State	L	71	83
N25	Central Methodist	W	82	63
N28	vs. UW-Milwaukee	W	89	75
N29	vs. Indiana State	L	55	68
D1	vs. Tulane	L	60	81
D4	Oakland City	W	88	66
D7	Southern Illinois	L	69	85
D14	at UMKC	W	66	58
D17	at Arkansas-Little Rock	L	56	83
D21	Missouri State	W	70	53
D29	at Creighton	L	70	93
J4	Eastern Illinois*	L	75	85
J9	at Eastern Kentucky*	W	93	77
J11	at Morehead State*	L	63	77
J16	UT Martin*	L	80	88 ^{OT}
J18	Murray State*	W	78	68
J21	at Western Illinois	L	75	84
J25	at Austin Peay*	L	49	62
J30	Tennessee State*	W	87	67
F1	Tennessee Tech*	W	75	71
F4	at Eastern Illinois*	L	73	85
F6	Morehead State*	L	69	79
F8	Eastern Kentucky*	L	75	79
F13	at UT Martin*	L	61	77
F15	at Murray State*	L	65	71
F18	Western Illinois	W	53	52
F22	Austin Peay*	L	56	63
F27	at Tennessee Tech*	L	73	89
M1	at Tennessee State*	W	89	82

OVC Tournament

M4	vs. Morehead State	L	84	91
----	--------------------	---	----	----

* - Denotes Ohio Valley Conference Game

2003-04

Overall: 11-16 OVC: 4-12

Head Coach: Gary Garner

Date	Opponent		SE	OPP
N21	UW-Green Bay	W	63	62
N24	Kentucky Christian	W	83	51
N29	at Montana	L	50	61
N30	UC-Santa Barbara	W	77	75
D3	at Southern Illinois	L	58	71
D6	UMKC	W	80	63
D9	at Arkansas	L	68	78
D13	Oakland City	W	79	67
D22	North Texas	W	75	68
D31	at DePaul	L	50	57
J3	IUPUI-Fort Wayne	W	77	75
J8	Austin Peay*	L	48	52
J10	Tennessee Tech*	L	69	71
J13	at Eastern Illinois*	W	84	64
J15	Tennessee State*	W	81	75
J22	at Tennessee Tech*	L	73	74
J24	at Austin Peay*	L	52	54
J29	at Jacksonville State*	L	64	79
J31	at Samford*	L	58	70
F5	UT Martin*	W	89	78
F7	Murray State*	L	74	80
F10	Eastern Illinois*	L	85	89
F14	at Tennessee State*	L	86	90
F19	Eastern Kentucky*	L	81	85
F21	Morehead State*	W	80	77
F26	at Murray State*	L	63	76
F28	at UT Martin*	L	71	88

* - Denotes Ohio Valley Conference Game

2004-05

Overall: 15-14 OVC: 9-7

Head Coach: Gary Garner

Date	Opponent		SE	OPP
N19	at Bradley	L	81	85
N23	Rockhurst	W	81	64
N27	at UW-Green Bay	L	55	59
D1	at Western Kentucky	L	53	74
D4	South Dakota State	W	59	58
D9	Montana	L	66	69
D11	Central Methodist	W	83	77
D18	Southern Illinois	L	68	72
D22	at North Texas	L	62	69
D29	at Saint Louis	W	65	49
J1	Lincoln University	W	95	68
J6	at Austin Peay*	L	50	60
J8	at Tennessee Tech*	L	61	63
J11	Eastern Illinois*	W	79	60
J13	at Tennessee State*	L	101	105 ^{20T}
J20	Tennessee Tech*	L	81	82
J22	Austin Peay*	W	65	52
J27	Jacksonville State*	W	84	65

Division I Results

J29	Samford*	W	72	65 ^{OT}
F3	at UT Martin*	W	75	68
F5	at Murray State*	W	61	58
F8	at Eastern Illinois*	W	88	79
F12	Tennessee State*	W	85	68
F17	at Eastern Kentucky*	L	72	83
F19	at Morehead State*	L	66	88
F24	Murray State*	L	57	61
F26	UT Martin*	W	72	52

OVC Tournament

M1	vs. Murray State	W	61	58
M4	vs. Eastern Kentucky	L	52	69

* - Denotes Ohio Valley Conference Game

2005-06

Overall: 7-20 OVC: 4-16

Head Coach: Gary Garner

Date	Opponent		SE	OPP
N18	Truman State	W	59	56
N21	IPFW	L	64	65
N24	at South Dakota State	W	75	68
N27	at Nebraska	L	54	69
D3	at UT Martin	L	60	72
D8	Tennessee State*	W	70	69
D10	Tennessee Tech*	L	65	79
D16	Central Methodist	W	81	49
D19	at Samford*	L	53	68
D21	at Jacksonville State*	L	72	82
D28	at Illinois	L	64	89
J2	Eastern Kentucky*	W	62	62
J5	at Eastern Illinois*	W	72	60
J7	at Murray State*	L	69	81
J14	Austin Peay*	L	56	63
J19	at Tennessee State*	L	63	68
J21	at Tennessee Tech*	L	76	87
J26	Morehead State*	L	55	60
J28	Murray State*	L	69	76
J30	at Austin Peay*	L	62	73
F4	UT Martin*	L	55	66
F9	at Morehead State*	L	59	62
F11	at Eastern Kentucky*	L	51	80
F15	Eastern Illinois*	L	49	60
F18	UC-Riverside #	L	61	69
F23	Samford*	W	63	52
F25	Jacksonville State*	L	67	80

* - Denotes Ohio Valley Conference Game

- ESPN BracketBuster

2006-07

Overall: 11-20 OVC: 9-11

Head Coach: Scott Edgar

Date	Opponent		SE	OPP
N10	at Arkansas	L	52	92
N17	at Drake	L	51	78
N18	at Centenary	L	51	83
N19	at Alaska-Fairbanks	W	69	66
N24	vs. UC-Riverside	W	78	75
N27	at Evansville	L	45	65
N29	IPFW	L	65	84
D2	UT Martin*	W	81	79
D7	at Tennessee State*	L	72	75
D9	at Tennessee Tech*	L	76	91
D17	Jacksonville State*	L	67	70
D19	Samford*	L	64	65
D23	at Iowa State	L	71	87
D30	at Purdue	L	65	102
J2	at Eastern Kentucky*	W	88	74
J4	Eastern Illinois*	W	80	65
J8	at Murray State*	W	96	85
J13	at Austin Peay*	L	67	68
J18	Tennessee State*	W	92	78
J20	Tennessee Tech*	L	80	87
J24	at Morehead State*	W	61	59
J27	Murray State*	L	67	85
J29	Austin Peay*	L	73	75
F3	at UT Martin*	W	73	69
F8	Morehead State*	W	81	78
F10	Eastern Kentucky*	L	61	66
F13	at Eastern Illinois*	L	69	77
F17	Louisiana Tech #	L	56	72
F22	at Samford*	W	70	67
F24	at Jacksonville State*	L	72	78

OVC Tournament

F27	at Tennessee Tech	L	60	88
-----	-------------------	---	----	----

* - Denotes Ohio Valley Conference Game

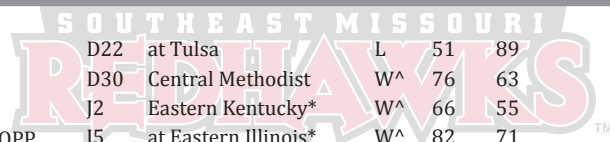
- ESPN BracketBuster

2007-08

Overall: 1-19 OVC: 1-13

Head Coach: Scott Edgar

Date	Opponent		SE	OPP
N10	at Xavier	L	59	90
N14	at Illinois State	L	71	90
N16	Culver-Stockton	W^	87	76
N20	Evansville	W^	87	77
N23	vs. Coppin State	L	99	102 ^{20T}
N24	vs. Longwood	W^	82	78
N28	at Louisiana Tech	W^	59	54
D1	at Bradley	L	72	90
D6	Tennessee State*	W^	102	95
D8	Tennessee Tech*	W^	84	74
D18	at Samford*	W^	63	62
D20	at Jacksonville State*	W^	81	80



D22	at Tulsa	L	51	89
D30	Central Methodist	W^	76	63
J2	Eastern Kentucky*	W^	66	55
J5	at Eastern Illinois*	W^	82	71
J7	Murray State*	L	51	79
J12	at Austin Peay*	L	82	85
J17	at Tennessee State*	L	75	87
J19	at Tennessee Tech*	L	76	93
J24	Morehead State*	L	78	82
J26	at Murray State*	L	85	86
J29	Austin Peay*	W	121	116 ^{30T}
F2	UT Martin*	L	71	90
F7	at Morehead State*	L	63	75
F9	at Eastern Kentucky*	L	69	80 ^{OT}
F14	Eastern Illinois*	L	70	90
F16	at UT Martin*	L	85	98
F23	at Eastern Michigan #	L	82	86
F28	Samford*	L	62	68
M1	Jacksonville State*	L	83	86

* - Denotes Ohio Valley Conference Game

- ESPN BracketBuster

^ - Indicates wins which were vacated.

2008-09

Overall: 3-27 OVC: 0-18

Head Coach: Scott Edgar/Zac Roman

Date	Opponent		SE	OPP
N14	at New Mexico	L	59	102
N16	at Kansas State	L	68	88
N21	Culver-Stockton	W	89	50
N25	at Iowa	L	41	75
N28	vs. Longwood	W	81	77
N29	vs. Oakland	L	63	81
D4	Austin Peay*	L	67	91
D6	Tennessee State*	L	72	83
D10	at Western Illinois	L	66	71
D14	at Bradley	L	62	75
D21	Western Illinois	W	64	63
D23	at Arkansas State	L	67	86

Zac Roman served as the Redhawks head coach for the last 18 games of the season.

D31	SIU Edwardsville	L	69	70
J3	at Tennessee Tech*	L	76	103
J5	at Jacksonville State*	L	66	71
J10	Eastern Illinois*	L	63	83
J12	UT Martin*	L	67	81
J15	Morehead State*	L	67	73
J17	Eastern Kentucky*	L	71	74
J22	at UT Martin*	L	73	86
J24	at Murray State*	L	55	80
J29	Jacksonville State*	L	68	78
J31	Tennessee Tech*	L	75	91
F7	at Eastern Illinois*	L	62	70
F12	at Eastern Kentucky*	L	64	84
F14	at Morehead State*	L	67	79

Division I Results

SOUTHEAST MISSOURI STATE UNIVERSITY

F17	Murray State*	L	60	79
F21	Northern Illinois #	L	73	97
F26	at Tennessee State*	L	82	87
F28	at Austin Peay*	L	78	88

* - Denotes Ohio Valley Conference Game

- ESPN BracketBuster

2009-10

Overall: 7-23 OVC: 3-15

Head Coach: Dickey Nutt

Date	Opponent		SE	OPP
N14	at Saint Louis	L	41	59
N18	Arkansas State	L	49	73
N22	at Northern Illinois	W	70	64 ^{OT}
N24	Eastern Michigan	L	76	86
N27	vs. St. Bonaventure	L	44	67
N28	at Illinois State	L	53	93
N29	vs. Norfolk State	W	75	54
D3	at Austin Peay*	L	71	76 ^{OT}
D5	at Tennessee State*	W	74	66
D9	Southern Illinois	L	65	86
D12	Williams Baptist	W	116	60
D22	at Memphis	L	57	87
J2	Tennessee Tech*	L	73	82
J4	Jacksonville State*	W	78	66
J9	at Eastern Illinois*	L	68	88
J14	at Morehead State*	L	40	80
J16	at Eastern Kentucky*	L	63	79
J21	UT Martin*	W	77	63
J23	Murray State*	L	61	80
J28	at Jacksonville State*	L	55	58
J30	at Tennessee Tech*	L	68	82
F2	SIU Edwardsville	W	68	49
F6	Eastern Illinois*	L	49	75
F9	at UT Martin*	L	70	73
F11	Eastern Kentucky*	L	56	59
F13	Morehead State*	L	54	73
F16	at Murray State*	L	68	80
F20	at Miami (Ohio) #	L	53	69
F25	Tennessee State*	L	67	74
F27	Austin Peay*	L	68	71 ^{OT}

* - Denotes Ohio Valley Conference Game

- ESPN BracketBuster

2010-11

Overall: 10-22 OVC: 6-12

Head Coach: Dickey Nutt

Date	Opponent		SE	OPP
N13	at UAB	L	56	78
N16	at Florida Gulf Coast	L	78	89
N20	at UMKC	L	62	70
N22	Grambling State	L	76	77 ^{OT}
N24	at Arkansas	L	56	66
N27	Arkansas State	L	50	56
D2	Austin Peay*	L	60	78
D4	Tennessee State*	L	67	77
D6	at Iowa State	L	58	85
D8	at Southern Illinois	L	68	83
D11	Hannibal-Lagrange	W	101	52
D19	at Jacksonville State*	W	76	67
D21	at Tennessee Tech*	W	77	75
D29	at SMU	L	59	71
J3	UT Martin*	W	82	75
J8	Eastern Illinois*	W	78	75
J13	Morehead State*	L	63	76
J15	Eastern Kentucky*	L	52	64
J20	at UT Martin*	L	69	79
J22	at Murray State*	L	58	96
J27	Jacksonville State*	L	56	65 ^{OT}
J29	Tennessee Tech*	L	86	93
F5	at Eastern Illinois*	W	70	64
F7	at SIUE	W	83	63
F10	at Eastern Kentucky*	L	64	77
F12	at Morehead State*	L	52	64
F16	Murray State*	W	64	57
F19	Sacramento State #	W	67	52
F24	at Tennessee State*	L	52	57
F26	at Austin Peay*	L	52	75

OVC Tournament

M2	Eastern Kentucky	W	65	49
M3	Austin Peay	L	60	76

* - Denotes Ohio Valley Conference Game

- ESPN BracketBuster

2011-12

Overall: 15-16 OVC: 9-7

Head Coach: Dickey Nutt

Date	Opponent		SE	OPP
N11	at #25 Missouri	L	68	83
N14	Harris-Stowe	W	95	60
N16	at Bradley	L	65	66
N20	at Oregon	L	61	86
N23	Hannibal-LaGrange	W	82	72
N26	Miami (Ohio)	W	64	57
N29	at Arkansas State	L	63	79
D3	Southeastern Louisiana	W	63	61 ^{OT}
D5	at Central Arkansas	L	72	88
D10	UMKC	L	69	74
D19	SMU	L	65	84

D22	at Sacramento State	W	77	76
D28	Morehead State*	W	67	51
J2	Jacksonville State*	W	74	56
J5	at UT Martin*	W	73	71
J7	at Eastern Kentucky*	L	59	63
J12	SIU Edwardsville*	W	85	68
J14	Eastern Illinois*	W	80	73
J21	at Tennessee Tech*	L	62	77
J26	Austin Peay*	W	65	60
J30	at Eastern Illinois*	W	74	53
F2	at #9 Murray State*	L	73	81
F4	Tennessee State*	L	72	75
F9	UT Martin*	W	86	56
F11	at SIU Edwardsville*	W	85	72
F15	#14 Murray State*	L	66	75
F18	at McNeese State #	L	61	74
F23	at Jacksonville State*	L	59	69
F25	at Austin Peay*	L	59	68

OVC Tournament

F29	Eastern Kentucky	W	75	65
M1	Tennessee Tech	L	73	77

* - Denotes Ohio Valley Conference Game

- ESPN BracketBuster

2012-13

Overall: 17-16 OVC: 8-8

Head Coach: Dickey Nutt

Date	Opponent		SE	OPP
N9	at #7 Kansas \$	L	55	74
N12	Lyon College	W	89	61
N15	McNeese State	W	64	53
N18	at Chattanooga \$	W	77	65
N19	vs. Louisiana Tech \$	L	63	67
N20	vs. Troy \$	L	56	59
N24	at Illinois-Chicago	L	45	56
N26	Hannibal-LaGrange	W	96	55
N29	at New Orleans	W	83	67
D1	at Southeastern La.	W	61	58
D4	at #11 Missouri	L	65	81
D8	Central Arkansas	L	85	88
D19	New Orleans	W	94	71
D22	at UMKC	W	66	65
D29	UT Martin*	W	65	60
J3	Austin Peay*	W	86	84
J5	Murray State*	L	66	74
J10	at Belmont*	L	72	107
J12	at Tennessee State*	L	69	81
J17	Morehead State*	L	59	75
J19	Tennessee Tech*	W	74	62
J24	at SIU Edwardsville*	L	77	80
J26	at Eastern Illinois*	L	72	78 ^{OT}
F2	Eastern Kentucky*	L	72	81
F7	SIU Edwardsville*	W	76	67
F9	Eastern Illinois*	W	77	64
F16	at UT Martin*	W	96	74

Division I Results



F20	at Jacksonville State*	L	65	67
F23	Ball State #	L	82	85
F28	at Austin Peay*	W	108	81
M2	at Murray State*	W	84	68

OVC Tournament

M6	vs. Eastern Illinois	W	78	68
M7	vs. Eastern Kentucky	L	69	84

\$ - CBE Classic

* - Denotes Ohio Valley Conference Game

- ESPN BracketBuster

2013-14

Overall: 18-14 OVC: 8-8

Head Coach: Dickey Nutt

Date	Opponent		SE	OPP
N8	at Saint Louis	L	64	87
N11	Central Baptist	W	118	56
N16	at IUPUI	W	76	68
N18	at Ball State	L	83	87
N22	Mid-Continent	W	109	64
N29	vs. Northern Kentucky\$	W	79	65
N30	vs. Tulane	W	102	72
D1	vs. Texas State	W	82	74
D7	at Southeastern La.	W	74	73
D14	Illinois-Chicago	L	69	75
D21	at Memphis	L	65	77
D23	IUPUI	W	83	79 OT
D29	at Missouri State	L	78	81
J2	at Murray State*	L	75	82
J4	at Austin Peay*	L	74	80
J9	Belmont*	L	94	107
J11	Tennessee State*	W	102	94
J16	at Morehead State*	L	67	80
J18	at Tennessee Tech*	W	83	74
J23	SIU Edwardsville*	W	82	78
J25	Eastern Illinois*	L	74	77
J29	UMKC	W	91	81
F1	at Eastern Kentucky*	L	78	79
F6	at SIU Edwardsville*	L	88	93 OT
F8	at Eastern Illinois*	W	74	68
F12	UT Martin*	L	70	79
F20	Jacksonville State*	W	87	70
F22	at UT Martin*	W	77	74
F27	Austin Peay*	W	83	80
M1	Murray State	W	118	115 ^{2 OT}

OVC Tournament

M5	vs. Eastern Illinois	W	79	61
M6	vs. Eastern Kentucky	L	76	84

\$ - Cure UCD Classic -- Puerto Vallarta, Mexico

* - Denotes Ohio Valley Conference Game

SOUTHEAST MISSOURI STATE UNIVERSITY

Name	Letters	Years	Luther Bonds	2	1992-94	Curtis Conyears	1	1980-81	Danny Foster	1	1978-79
Fred Abraham	2	1998-00	Roy Booker	1	2005-06	Paul Copeland	4	1952-56	Ken Foster	1	1953-54
Hayes Adams	3	1935-39	John Boos	1	1971-72	Barry Copelin	1	1977-78	Brandon Foust	2	2006-08
Jeff Adams	1	1979-80	Neal Botsch	1	1967-68	Vernon Cornego	2	1972-74	Waylon Francis	2	2004-06
Paul Adams	1	1953-54	John Boyd	2	1966-68	Kahn Cotton	2	1997-99	Jerry Freshwater	4	1991-95
Tony Agosti	2	1938-40	John Bradford	2	1950-52	C.A. Cox	1	1948-49	Brent Fraeuf	2	1976-78
Anthony Allison	2	2009-11	Jarekious Bradley	1	2013-14	Floyd Cox	3	1957-60	Bill Funkhouser	1	1958-59
Fred Anderson	2	1968-70	Claude Bragg	4	1928-32	Adam Crader	3	2001-04	Jonathon Gaines	2	1990-92
Jim Anderson	2	1970-72	Roscoe Branch	2	1939-41	Mike Crain	2	1992-94	Denny Gamon	2	1962-64
Rolla Anderson	2	1941-43	Mike Branson	2	1998-00	Jewel Crawford	4	1980-84	Nolan Goulding	1	1960-61
Chris Arand	4	1981-85	Brandon Braswell	2	1989-91	Erwin Crecelius	1	1920-21	Milton Gehrs	3	1926-30
Kevin Arand	2	1972-74	Larry Briggs	4	1967-71	Wayne Crippen	3	1956-59	Bill George	4	1953-57
Paul Arand	2	1978-80	Harold Brinkopf	2	1948-50	Reginald Crisp	2	1995-97	Bill Giessing	4	1959-63
Ron Armstrong	2	1984-86	James Brinkopf	2	1944-46	Grover Crites	2	1936-38	Gary Gilbert	4	1951-55
Jim Baker	3	1972-75	Leon Brinkopf	1	1944-45	Cliff Cromer	2	1944-46	Bill Cohen	2	1941-43
Mark Baker	2	1973-75	Marcus Brister	2	2010-12	Nate Crowden	2	1978-80	George Godwin	4	1934-38
Bob Ballenger	3	1954-57	Randy Brock	1	1983-84	Lyman Dole	1	1926-27	Reggie Golson	2	2003-05
Elmer Balzer	3	1952-55	Lew Brookins	2	1981-83	Tim Daughtery	4	1921-26	Robert Goodwin	3	1947-50
Rae-Vonn Banks	1	2009-10	Keith Brooks	3	1989-94	Charles Davenport	4	1965-69	Dainmon Gonner	2	2003-05
Desi Barmore	1	1978-79	Erwin Brown	1	1977-78	Eugene Dawson	1	1949-50	Monte Gordon	2	2001-02
James Barnes	2	1990-92	Byron Bruffee	2	1956-58	Jerome Days	2	1994-96	Dennis Govro	1	1921-22
Alan Barnett	2	1981-83	Dante Bryant	1	1996-97	Drew DeMond	3	2001-02	Bill Graham	2	1954-56
Cary Barks	1	1976-77	Harold Buckhorn	1	1950-51	Kip Denkins	2	1986-88	Twyman Grant	1	1923-24
Rae-Vonn Banks	1	2010-11	Hartford Buckminister	2	1925-27	Bill DePriest	1	1969-70	Cole Grapperhaus	1	2002-03
Wally Barrows	1	1953-54	Brian Bunche	2	1998-00	Eelco Derks	4	1989-93	Darrian Gray	1	2013-14
Ray Bartle	2	1978-80	John Burford	1	1920-21	Don Deleting	2	1955-57	Ron Gray	3	1958-61
Bob Basola	2	1963-65	Roscoe Burgess	3	1927-30	Russell Devore	4	1929-33	Weldon Gray	1	1948-49
Roland Bassett	2	1975-77	Bob Burns	1	1945-46	Danny Dohogne	2	1989-91	Bill Green	1	1974-75
Alex Beason	1	1991-92	Don Burt	1	1943-44	Glen Doughty	1	1975-76	Brent Gregston	2	1970-72
Jack Becker	1	1964-65	Cameron Butler	2	2009-11	Roger Drake	2	1967-69	Brandon Griffin	2	2002-04
Jack Behrens	3	1940-43	Joe Cagle	4	1973-77	Jimmy Drew	2	2006-08	Ken Grindstaff	1	1953-54
Bill Bekebrede	2	1964-66	Don Call	2	1969-71	Tom Drexler	2	1963-65	Mike Gross	4	1960-65
Ryan Belcher	1	2004-05	Jamaal Calvin	1	2013-14	Delray Drury	1	1969-70	R.C. Grossheider	2	1966-68
Jim Belobraydic	2	1950-52	George Camp	1	1960-61	Ken Dyson	1	1960-61	Ketshner Guerrier	2	2004-06
Sam Below	2	1961-63	Dan Campbell	1	1945-46	John Economos	2	1995-97	Carrel Gunnell	1	1940-41
Farrell Benefiel	2	1947-49	James Campbell	2	1980-82	Cecil Edmondson	1	1921-21	Eddie Gunns	1	1991-92
Mark Bentlage	2	1975-78	Jacob Carey	1	1978-79	Chris Edwards	4	1983-87	Charles Haas	1	1956-57
Clarence Bergman	3	1928-31	Jim Carter	2	1964-66	Rich Eichhorst	4	1952-56	Bob Hagedorn	1	1958-59
Joe Bertling	1	1951-52	Randy Carter	3	1973-76	William "Bud" Eley	4	1995-99	Brett Hale	4	2001-05
Charlie Bertrand	4	1964-68	Chris Chambers	2	1994-96	Riley Ellis	2	1984-86	Weldon Hager	3	1943-48
Mark Beussink	2	1975-77	Joseph Chavez	1	1944-45	Bill Engleman	2	1950-52	Paul Hale	2	1971-73
Carl Bidewell	3	1940-43	Antonius Cleveland	1	2013-14	Ray Estes	4	1949-53	Anthony Hall	2	1984-86
Burl Billington	1	1938-39	Percy Clippard	3	1949-52	Gary Evans	1	1958-59	Phillip Hall	1	1944-45
Leonard Bishop	2	1972-74	Kirt Cochran	2	1984-86	Ron Evans	1	1982-83	Paul Haman	4	1939-46
Bruce Bisset	1	1932-33	Bob Coffey	2	1948-50	John Everette	1	1990-91	Rich Hantak	1	1983-84
Paul Blain	2	1959-61	Johnnie Coleman	3	1988-91	Colin Ferguson	1	2012-13	C. P. Harris	3	1922-25
John Boggio	2	2002-04	Cleo Conley	2	1986-88	Walter Ford	4	1928-32	Darryl Harris	3	1981-89

All-Time Lettermen

Mort Harris	3	1926-29	Kenny Johnson	1	2001-02	Archie Lawson	2	1986-88	Paul McRoberts	1	2013-14
Eddie Hart	2	1981-85	Mark Johnson	2	1993-95	Mark Lewis	2	1983-85	Terry Mead	2	1981-83
Marcus Harvey	1	1972-73	Nino Johnson	3	2011-14	Mike Lewis	4	1987-91	Ray Meton	1	1942-43
Allen Hatchett	2	1995-97	Roderick Johnson	2	1998-00	Joe Loewe	1	1953-54	John Merrick	2	1967-69
Jim Haug	2	1984-86	A.J. Jones	1	2012-13	Jim Logan	2	1979-81	Robert Merrick	4	1946-50
Arvin Haynes	2	1977-79	Bijon Jones	1	2008-09	Jim Long	1	1969-70	Don Metz	3	1967-70
Les Hemmer	2	1962-64	Calvin Jones	2	1988-90	Ken Long	1	1956-58	Jim Meyer	1	1963-64
Damarcus Hence	4	2001-04	Eric Jones	1	2005-06	John Lorberg	1	1957-58	Louis Meyer	4	1921-25
Cornall Henderson	4	1972-76	Nyah Jones	2	1999-01	Mike Lerch	1	1960-61	Paul Meyer	3	1956-59
Ted Henderson	1	1987-88	Rob Jones	1	1990-91	Ralph Lowry	1	1944-45	Kermit Meystedt	3	1964-67
Malcomn Henry	4	1985-89	Rolin Jones	3	1932-35	Kenneth Luke	2	1936-38	Iverson Mitchei	2	1923-25
Ralph Henson	3	1985-88	Sam Jones	1	1932-33	Joe Luker	1	1960-61	Dwayne Miles	2	1956-58
Charles Herbert	3	1985-88	Tony Jones	2	1983-85	Bob Lutsch	1	1961-62	LaQuentin Miles	1	2009-10
Jaycen Herring	1	2008-09	Waylan Jones	2	2010-12	Richard Lyte	1	1996-97	Bob Miller	4	1960-64
Ron Hextell	1	1965-66	Bill Jordan	4	1960-64	Doyle Mabury	4	1955-59	Dennis Miller	1	1925-26
Gene Hill	2	1964-66	Kenny Jordan	2	1979-81	William Mahew	2	1925-27	Jack Miller	1	1921-22
Jim Hill	1	1980-81	Perry Kegly	2	1959-61	Bob Manns	2	1950-52	John Miller	1	1969-70
Johnny Hill	4	2006-10	Quinton Kellar	2	1994-47	Rod Mansker	1	1957-58	Dan Milligan	4	1965-69
Sam Hill	2	1972-74	Lakeo Keller	2	1996-98	Dennis Maritz	4	1970-74	Don Mirth	2	1956-58
James Hines	2	1949-51	Coultas Kemp	1	1927-28	Kevin Marquardt	2	1978-80	Tom Mitchel	2	1974-76
Willard Hobbs	2	1929-31	Joe Kersting	1	1951-52	Gerald Martin	1	1960-61	Bob Mize	2	1947-49
Floyd Hodge	1	1960-61	Arthur Kiehne	4	1923-27	Fred Masteller	2	1933-35	Nick Momot	1	1949-50
Paul Holifield	1	1960-61	Edwin Kiehne	2	1921-25	Guy Matthews	1	1921-22	David Montgomery	2	1996-98
Will Holifield	1	2013-14	Harold Kiehne	4	1934-38	Don Maxey	3	1949-52	Herbert Moore	2	1921-23
Anthony Holt	1	1994-95	Bill Kies	1	1937-38	Andy Maxwell	1	1970-71	Kenard Moore	1	2008-09
Richard Hoot	1	1944-45	Aven Kinder	1	1923-24	Jajuan Maxwell	3	2006-10	Jermall Morgan	2	1993-95
Ron Hooten	1	1960-61	Demetrius King	2	2001-03	Dan May	4	1967-71	Matt Morris	4	1997-01
Brainard Hope	1	1927-28	James King	1	1969-70	Carl Mayer	4	1935-40	Michael Morris	4	1984-88
Charles Hopson	1	1986-87	Jim King	1	1970-71	Harold McAdams	2	1983-85	Ray Mosby	2	1975-77
Zach House	2	2010-12	Mike Kirby	2	1976-78	Leo McClard	1	1944-45	Russ Mothershead	3	1975-78
Bob Howard	1	1948-49	Dave Kirk	1	1963-64	Leroy McClard	1	1944-45	Herb Mulkey	4	1938-42
Steve Howell	2	1964-66	Israel Kirk	2	2008-10	Tony McClellon	3	1980-83	Gene Munger	3	1953-56
Brady Howe	1	1974-75	Robert Kirkpatrick	1	1955-56	Donnie McClinton	2	1982-84	Greg Neihart	1	1971-72
William Hubbard	4	1931-35	Devron Kirksey	3	1994-97	Eric McCrary	1	2009-10	Mike Nelke	1	2003-05
Camille Huber	4	1930-34	Richard Klasting	1	1949-50	Emmanuel McCuthison	2	1999-01	Willis Nichols	3	1946-49
Herman Hunt	1	1970-71	Terry Klein	1	1966-67	Charles McDermott	1	1943-44	Carl Nicholson	2	1985-88
Mike Hunt	1	1977-78	Jack Klosterman	4	1941-48	Gene McDonald	4	1933-37	Jerry Nicholson	1	1967-68
Paul Hunter	3	1925-28	Tom Krebs	3	1956-59	Joe McDonald	4	1933-37	Larry Nickell	1	1960-61
Jere Huss	1	1961-62	Devon Lake	3	1989-93	Larry McDonnell	1	1943-44	Nick Niemczyk	2	2011-13
Carl Jacobs	1	1978-79	Luther Lake	1	1926-27	Lloyd McDowell	2	1934-36	Pat Niemczyk	1	1979-80
Lynn James	1	1924-25	Jeff Landgraf	3	1970-73	Ray McFarland	1	1956-57	Doan Noce	1	1927-28
Paul Jenkins	1	1925-26	Vernon Landgraf	2	1942-47	Ernest McFerron	2	1974-76	Henry Norman	3	1935-38
Bob Johnson	1	1977-78	Eddie Lane	1	1981-82	Lennies McFerron	1	1973-74	William Norvell	1	1943-44
Cory Johnson	2	1997-99	Josh Langford	1	2013-14	William McGheehon	4	1945-49	Marion Nothdurft	1	1937-38
David Johnson	2	2006-08	Charles LaPierre	3	1930-34	Harold McLaughlin	1	1947-48	Logan Nutt	1	2011-12
Don Johnson	1	1977-79	Mitchell Launius	1	1945-46	Gary McLeod	1	1957-58	Lucas Nutt	4	2010-14
Fred Johnson	1	1971-72	Larry Lawrence	2	1972-74	Alvin McRaven	2	1944-47	Roger Oldfield	1	1957-58


All-Time Lettermen

SOUTHEAST MISSOURI STATE UNIVERSITY

Frank Owen	4	1932-36	Ray Rippelmeyer	3	1953-55	Bob Speidel	2	1949-51	Bob Varel	1	1965-66
Nathan Owen	2	1997-99	Carl Ritter	4	1958-63	Mark Steighorst	1	1971-72	Anthony Vernon	4	1980-84
Dan Padgett	2	1979-81	Kevin Roberts	2	2001-03	Butch Steigman	2	1961-63	Freddie Vest	1	1948-49
Larry Page	1	1982-83	Bill Robinson	2	1953-55	James Stephens	1	1959-60	Ed Viehmann	1	1953-54
Paul Paradoski	2	2004-06	Pili Robinson	2	1991-95	Hunter Stiegemeyer	2	1976-78	Tom Wade	1	1977-78
William Parker	3	1937-40	Larry Rogers	1	1974-75	Randy Stockbarger	1	1969-70	Jerry Walker	1	1969-70
Josh Payne	1	1994-95	Terry Rogers	1	2001-02	Michael Stokes	2	1999-01	Marvin Walker	1	1958-59
Mike Payne	2	1970-72	Terrill Rolling	2	1990-92	Tyler Stone	3	2011-14	Randy Walker	1	1944-45
Roderick Pearson	2	2006-08	Elmer Rudloff	2	1956-58	Kyle Stroder	1	2013-14	Demetrius Watson	2	1997-99
Sam Pearson	1	2009-10	Jack Russell	4	1940-44	Robert Stout	1	1948-49	Daniel Weaver	2	2000-02
Thomas Peeler	1	1948-49	LaMont Russell	2	2008-10	John Stuhlmann	1	1967-68	Warren Wendling	2	1980-82
Dionte Perry	1	2006-07	Dwayne Rutherford	4	1986-90	Jerry Suedekum	1	1964-65	Calvert White	2	1996-98
Dorst Pfothenauer	4	1926-30	Stanley Rutledge	3	1986-89	Owen Suggs	1	1975-76	Derrick White	2	1993-95
Dawson Pikey	2	1959-61	Mike Ryan	1	1976-77	Charles Sullivant	1	1949-50	Ed White	1	1943-44
Dave Pilla	1	1976-77	Fred Saalfeld	2	1954-56	Doyle Summers	1	1922-23	Jared White	1	2012-13
Garry Pirch	4	1972-76	Brandon Samuels	1	1991-92	Elmer Sutterfield	1	1922-23	Tyrell White	2	2005-07
Michael Poole	2	1982-84	Amory Sanders	2	1999-01	James Sutton	2	1993-95	Jim Wiessenborn	1	1953-54
Michael Porter	2	2011-13	Scott Sanford	1	1992-93	Steve Switzer	1	1983-84	Corey Wilford	2	2011-13
Otto Porter	2	1979-81	John Sanchez	4	1976-80	Robert Talbert	2	1927-29	Robin Wilhoit	4	1976-80
Leon Powell	2	2010-12	Chester Sarff	2	1929-31	Steve Tappmeyer	2	1977-79	Ken Wilkerson	2	1964-66
Norman Prather	1	2003-04	Jefferson Sarff	1	1928-29	Earnest Taylor	2	1988-90	Telvin Wilkerson	1	2011-12
Don Pritchard	3	1931-34	Dewayne Saulsberry	1	1997-98	Marvin Teel	2	1961-63	Charles Williams	1	1986-87
Marvin Proffer	4	1950-53	Don Schaffer	1	1969-70	Thomas Thames	2	1989-91	Clarence Williams	1	1928-29
Ray Pugh	3	1985-89	Tim Scheer	4	2000-03	Anthony Thomas	4	1978-82	Curtis Williams	3	1964-67
Dave Radcliff	2	1941-43	Fred Scheppman	1	1922-23	Bass Thomas	1	1981-82	Terrick Willoughby	4	2003-07
Martin Radmer	3	1944-47	Edwin Schmidt	1	1928-29	Ryan Thomas	2	1998-00	Jerry Wilson	2	1950-52
Ronny Rankin	2	1984-96	Nate Schulte	1	2010-11	Derek Thompson	1	2009-10	Derek Winans	4	2001-05
James Ranney	1	1920-21	Colby Scott	1	1975-76	James Thornton	2	1935-38	Lawrence Wilson	4	1986-90
Paul Ranson	3	1961-64	Curtis Shelton	4	1990-94	Thal Thrower	2	1963-65	Tony Wofford	2	1991-93
Denzil Ratliff	1	1960-61	Joel Shelton	1	2001-02	Thom Thrower	1	1957-58	Forrest Woodfork	2	1986-88
Vivan Reed	3	1959-62	Darien Shepard	2	1988-90	Royal Tibi	1	1921-22	Caleb Woods	1	2013-14
Clifford Reedy	1	1943-44	Dave Shipley	4	1975-79	Kevin Timmerman	2	1975-77			
C.J. Reese	1	2013-14	Antonio Short	2	1999-01	Jacob Tolbert	1	2012-13			
Bob Reiche	3	1959-62	John Shoush	2	1967-69	Naemon Townsend	2	1962-64			
Andrew Reid	2	1970-72	Hub Shroyer	2	1936-38	Don Tune	1	1958-59			
John Reid	1	1958-59	Gene Sides	1	1932-33	Derick Turner	2	1985-87			
Michael Rembert	2	2006-08	John Simpson	1	1988-89	Dwight Turner	4	1962-66			
Keith Ressel	2	1988-90	Bill Sims	2	1954-56	Rich Turner	1	1969-70			
Ted Reynolds	2	1975-77	Randy Since	1	1970-71	Don Tuttle	2	1968-70			
Larry Rhodes	2	1963-65	Matt Sisley	2	1992-94	Joe Uhls	3	1940-48			
Marcus Rhodes	2	2006-08	Bob Smith	3	1950-53	Pete Ulmer	3	1965-68			
Scott Richards	2	1979-81	Butch Smith	1	1966-67	Robert Umfleet	1	1956-57			
Don Richardson	1	1942-43	Lloyd Smith	2	1922-24	Larry Underwood	3	1965-68			
John Richie	1	1958-59	Marland Smith	4	2009-13	Herb Upton	4	1944-49			
Irvin Richmond	3	1937-40	Michael Smith	1	1980-81	Steve Valli	2	1973-75			
Albert Riedel	1	1943-44	Travis Smith	4	1994-98	Tim Van Meter	2	1920-22			
Don Ringstaff	2	1962-64	Elmer Solberg	2	1947-49	Urah Vardell	1	1958-59			

All-Time Lettermen

1943 NAIA National Champions



Front Row: Jack Russell, Rolla Anderson, Dave Radcliffe, Ray Melton, Mort Harris, C.P. Harris (Coach).
Back Row: Vernon Landgraf, Jack Klosterman, Carl "Ben" Bidewell, Bill Gobben, Don Richardson, Jack Behrens.

Under the direction of coach C.P. Harris, the 1943 Indians claimed the school's first-ever athletics national championship with a 34-32 victory over fellow MIAA Conference opponent Northwest Missouri State in the NAIB finals (Kansas City, Mo.).

Southeast had defeated Northwest in its previous two regular-season meetings that season to clinch the MIAA title. The third meeting between the two schools proved to be most exciting, as the Indians pulled away in the game's final seconds.

Southeast junior guard Jack Behrens drained a shot at the top of the key with seven seconds remaining, giving the Indians a narrow victory and national championship.

The come-from-behind win in the national championship game capped a comeback season for the Indians. Southeast lost

its first four games of the 1942-43 campaign before winning 19 of its last 21 contests. The Indians also went 8-0 in MIAA conference play during that stretch.

On the way to their national crown, the Indians dropped some of the nation's top small colleges of the era with wins over Dakota Wesleyan, Westminster College, East Washington State and Murray State. Southeast also boasted a 10.6 margin of victory throughout the postseason.


All five of Southeast's starters were named either first or second-team all-conference. Behrens, Jack Russell and Carl "Ben" Bidewell garnered first-team honors, while Rolla Anderson and Jack Klosterman were named second-team for the 19-6 national championship Indians.

Road to the Championship
 vs. Dakota Wesleyan - W, 50-30
 vs. Westminster - W, 56-33
 vs. East Washington State - W, 57-51
 vs. Murray State - W, 38-36
 vs. Northwest Missouri State - W, 34-32

Honored Teams

SOUTHEAST MISSOURI STATE UNIVERSITY

2000 NCAA Division I Tournament



Front Row (L-R): Michael Stokes, Fred Abraham, Mike Branson, Roderick Johnson, Brian Bunche, Antonio Short, Amory Sanders.
Back Row (L-R): Matt Morris, Tim Scheer, Drew DeMond, Nyah Jones, Damarcus Hence, Emmanuel McCuthison, Ryan Thomas.

A regular-season share of the Ohio Valley Conference title, the OVC postseason championship and the school's first-ever trip to the NCAA Division I Tournament were all achieved by the 1999-2000 Southeast Missouri State University basketball team.

The magical run that ended in a near-upset of then-No. 10 Louisiana State in the first round of the NCAA Regional (Salt Lake City, Utah) brought unprecedented national and international attention to Southeast.

Few thought the Indians had a chance against the tall and powerful Tigers of LSU, who had tied for the Southeastern Conference championship. However, Southeast head coach Gary Garner and his players had other things in mind.

The Indians struggled to get anything going offensively in the first half, but trailed only 24-19 at the intermission. Southeast then came out strong in the second half and nearly pulled off an upset. The Indians led, 61-58, with 2:39 left to play, but the Tigers rallied to knock down two-straight 3-pointers, including one in the last 18 seconds to go up, 64-61.

Roderick Johnson threw up a desperation 3-pointer the bounced off the back of the rim at the buzzer and LSU held on for the win. The tournament may have been over for Southeast, but the team, its fans and the University benefitted from a trip to the Big Dance.


NCAA FIRST ROUND

Louisiana State 64, Southeast Missouri 61

Salt Lake City, Utah


SEMO (24-7)	FG	3P	FT	Q/D	REB	F	PTS	A	TO	B	S	M
Roderick Johnson, f	7-13	0-2	5-6	8/3	11	3	19	1	1	0	1	37
Mike Branson, f	1-7	0-3	1-2	3/4	7	2	3	5	2	0	0	26
Brian Bunche, c	2-9	0-0	2-2	1/2	3	3	6	2	0	0	2	32
Antonio Short, g	4-9	2-5	4-4	0/1	1	1	14	0	3	0	1	31
Michael Stokes, g	2-12	2-5	2-3	0/4	4	0	8	3	2	1	0	40
Amory Sanders	1-2	1-2	0-0	0/2	2	1	3	0	0	0	0	9
Emmanuel McCuthison	2-4	2-3	0-1	0/1	1	3	6	0	1	0	0	14
Nyah Jones	1-2	0-0	0-0	1/0	1	2	2	0	0	1	0	11
TEAM				1/4	5							
Totals	20-58	7-20	14-18	14/21	35	15	61	11	9	2	4	200
LSU (27-5)	FG	3P	FT	Q/D	REB	F	PTS	A	TO	B	S	M
Brian Beshara, f	3-9	2-2	1-2	2/3	5	2	9	3	2	0	1	33
Stromile Swift, f	6-9	0-0	1-3	3/2	5	3	13	0	1	6	0	31
Jabari Smith, c	7-11	1-1	2-3	1/3	4	3	17	2	1	0	0	24
Torris Bright, g	4-6	3-4	2-2	1/3	4	2	13	4	2	0	1	38
Lamont Roland, g	3-6	0-1	1-2	0/3	3	4	7	1	4	0	2	30
Ronald Dupree	2-5	0-0	0-0	0/4	4	2	4	0	1	0	0	18
Jermaine Williams	0-2	0-1	0-1	0/1	1	1	0	2	1	0	0	11
Collis Temple	0-2	0-2	1-2	0/3	3	0	1	0	1	0	0	10
Brad Bridgewater	0-1	0-0	0-0	0/1	1	0	0	0	0	0	0	5
TEAM				2/4	6							
Totals	25-51	6-11	8-15	9/27	36	17	64	12	13	6	4	200
By Periods	1	2	Final									
Southeast Missouri	19	42	61									
LSU	24	40	64									

1961 NCAA Division II National Finalists




First Row: Dawson Pikey, Bill Giessing, Les Hemmer, Ron Gray, Bob Reiche, Perry Kegley.
Second Row: Paul Blain, Vivan Reed, Denzil Ratliff, Bob Miller, Ken Dyson, Bill Jordan.
Third Row: Coach Joe Uhls, Floyd Hodge, Ron Hooten, Mike Lorch, Gerald Martin, Don Johnson, Coach Charles Parsley.
Fourth Row: Bill Swan (Manager), Paul Holifield, George Camp, Joe Luker, Noal Gaulding, Larry Nickell, Mike Gross.

1986 NCAA Division II National Finalists



Bottom Row: Malcomn Henry, Kirt Cochran, Michael Morris, Anthony Hall, Ray Pugh, Carl Nicholson, Chris Edwards.
Top Row: Ronny Rankin, Eddie Hart, Riley Ellis, Ron Armstrong.

1989 NCAA Division II National Finalists



Front Row: Darren Shepard, John Simpson, Malcomn Henry, Lawrence Wilson, Calvin Jones, Ray Pugh.
Back Row: Keith Ressel, Darryl Harris, Johnnie Coleman, Mike Lewis, Dwayne Rutherford, Earnest Taylor.

Honored Teams



THIS IS SOUTHEAST



Southeast Missouri State University hit an historical high when its fall 2014 enrollment reached 12,087. This year marks the 20th year of consecutive enrollment growth for Southeast.





SOUTHEAST MISSOURI STATE UNIVERSITY

SHOW ME

WHAT AN EDUCATION AT SOUTHEAST CAN DO.



U.S. News & World Report
consistently names
Southeast a "Best Midwest
Regional University."

SOUTHEAST MISSOURI STATE UNIVERSITY AT-A-GLANCE

Founded: 1873

Location: Main Campus & River Campus – Cape Girardeau, MO

Distance from Major Cities: St. Louis-1.45 hours; Memphis-2.5 hours; Chicago-5 hours.

Regional campuses: Sikeston, Malden, Kennett and Perryville

Population Cape Girardeau County: approximately 74,000

Campus size: 328 acres

Enrollment: Undergraduate: 10,755; Graduate: 1,162

Student Body: 78.8% from Missouri. Out-of-state from almost all 50 states; 16% Multicultural population; 950 international students from 60 countries

Student-Faculty Ratio: 21-to-1

Average Class Size: 30-35

Areas of Study: more than 200

Athletic Conference: NCAA Division I, Ohio Valley Conference

Varsity Sports: Men's – baseball, basketball, cross country, football and track (indoor/outdoor), Women's – basketball, cross country, gymnastics, soccer, softball, tennis, track (indoor/outdoor) and volleyball

Student Organizations: 150+

Average ACT score: 23

Average GPA: 3.3 entering freshman

Number of study abroad programs Southeast offers: 30+

Office of Admissions
Southeast Missouri State University
One University Plaza
Cape Girardeau, MO 63701-4710
admissions@semo.edu
573-651-2590

Follow Us at /SEMissouriState



Download the official Southeast App.
Available in the App Store and Android Market.

98%
OF ALL CLASSES
HAVE FEWER THAN
50 STUDENTS



SOUTHEAST MISSOURI STATE UNIVERSITY

SHOW ME

POWERFUL ACADEMICS

SHOW ME UNLIMITED OPTIONS

A broad and nearly infinite range of possible futures—that's what Southeast's more than 200 academic programs open up for you. You get a classic education, balanced by traditional disciplines. You master innovation in programs matching 21st Century needs. You become knowledgeable, adaptable and thoroughly prepared.



GIVE ME BREADTH, DEPTH & BRAIN MUSCLE

Southeast offers the best of all possible academic worlds: An education that will give you knowledge and sharpen your critical thinking. An education that will give you practical experience that will put your thinking into action. You'll discover academic programs accredited by the highest standards, such as the AACSB ranking that places our Business School among a select few. You'll study in wired classrooms on a fully wireless campus. You'll achieve.

200+

AREAS OF STUDY

GRADUATES OF SOUTHEAST'S
EDUCATION PROGRAM LAND JOBS
WITH THE SOUGHT AFTER TEACH
FOR AMERICA PROGRAM.

*"I'm conducting original
scientific research, mastering
lab equipment and collaborating
with a real scholar in the field.
Where else could this happen?"*

— Easin Nasib
Biochemistry
Gagipur, Bangladesh



SOUTHEAST MISSOURI STATE UNIVERSITY

SHOW ME
FACULTY WHO REALLY CARE



GIVE ME EXPERIENCED TEACHERS

Southeast faculty bring their experience from out in the world into your classroom. They've performed in New York theatre, conducted applied research on biological conservation, taught in India and earned PhDs at prestigious schools like The Boston Conservatory of Music.

GIVE ME LIFELONG VALUE

- Southeast is consistently noted for excellence by The Princeton Review, InsideCollege.com, Network of International Business Schools and U.S. News & World Report.
- Southeast is one of the Midwest's most affordable 4-year comprehensive universities, costing as much as \$25,000 per year less than comparable public institutions.
- Southeast Missouri State University offers more than \$17 million in scholarship awards annually.
- As a testament to how well it takes care of students, Southeast's average freshman-to-sophomore retention rate is 73.7%.

90%+

OF SOUTHEAST STUDENTS ON INTERNSHIPS,
CLINICAL OPPORTUNITIES, STUDENT
TEACHING, RESEARCH ASSISTANTSHIPS,
STUDYING ABROAD

"My four years at Southeast were exceedingly positive in every way. My professors cared deeply about my education and future success. My education prepared me just as well or better than my law school classmates. My closest friends are alums I met there."

— Adam E. Hanna
Criminal Justice
Attorney, Bradshaw, Steele, Cochrane & Berens, L.C.

GRADUATES OF SOUTHEAST'S BIOMEDICAL SCHOLAR'S PROGRAM GET ADMITTED INTO SUCH WELL-KNOWN MEDICAL SCHOOLS AS HARVARD, UNIVERSITY OF MINNESOTA AND VANDERBILT—AND THEY DO IT AT A RATE ABOVE THE NATIONAL AVERAGE.

OUR BUSINESS GRADUATES WORK FOR GLOBALLY RECOGNIZED COMPANIES, SUCH AS AMERICAN AIRLINES, AT&T, KMPG INTERNATIONAL, PROCTER & GAMBLE, PRICEWATERHOUSECOOPERS, AMONG MANY OTHERS.

GRADUATES OF SOUTHEAST'S PHILOSOPHY PROGRAM HAVE AN ALMOST 100 PERCENT ACCEPTANCE RATE INTO LAW SCHOOL.

SOUTHEAST HAS 100 PERCENT PLACEMENT OF GRADUATES IN CYBERSECURITY, ENGINEERING TECHNOLOGY, NURSING, ENVIRONMENTAL SCIENCE, COMMUNICATION DISORDERS AND MEDICAL TECHNOLOGY TO NAME A FEW.

5 SOUTHEAST STUDENTS HAVE INTERNSHIPS IN THE STATE CAPITAL IN JEFFERSON CITY: ONE IN THE GOVERNOR'S OFFICE; TWO FOR SENATORS; TWO FOR STATE REPRESENTATIVES.

STUDENTS IN CYBERSECURITY LAND JOB OFFERS BEFORE THEY'VE FINISHED THE PROGRAM.

ENTREPRENEURSHIP EDUCATION AT SOUTHEAST CHALLENGES ALL STUDENTS TO USE CREATIVITY, INNOVATION AND ENTREPRENEURSHIP TO CREATE ECONOMIC AND SOCIAL VALUE FOR THEMSELVES AND THEIR COMMUNITIES.


SOUTHEAST MISSOURI STATE UNIVERSITY



Cindy Gannon
Senior Associate
Director of
Athletics/Senior Woman
Administrator



Rachel Blunt
Assistant Director of
Athletics/Compliance



Nate Saverino
Assistant Director of
Athletics/External
Affairs



Sara Cummings
Administrative Assistant



Sharon Burgard
Academic Services
Coordinator




Elizabeth Brucker
Director of Business
Operations



Barb Kinsey
Administrative
Assistant/Development



Kent Phillips
Coordinator of Facilities
& Event Management




Jeff Honza
Sports Information
Director



Phillip Lady
Coordinator of
Marketing &
Promotions



Alan Savage
Ticket Manager/Student
Accountant



Marcia Hendrix
Assistant Ticket Manag-
er/Insurance



Tyler Koonce
Assistant Sports
Information Director



Beth Easter
Faculty Athletics
Representative



Steve Bieser
Head Baseball Coach



Tom Matukewicz
Head Football Coach



Ty Margenthaler
Head Women's
Basketball Coach



Ryan Lane
Head Cross Country/
Assistant Track & Field
Coach



Kristi Ewasko
Head Women's
Gymnastics Coach



Heather Nelson
Head Women's
Soccer Coach



Mark Redburn
Head Softball Coach



Leah Killen
Head Women's
Tennis Coach



Eric Crumpecker
Head Track & Field
Coach



Julie Yankus
Head Volleyball Coach



Dillon Lawson
Assistant Baseball
Coach



Lance Rhodes
Assistant Baseball
Coach



Cameron Tucker
Assistant Women's
Basketball Coach



Heather Ezell
Assistant Women's
Basketball Coach

Athletics Staff



Lavesa Glover
Assistant Women's
Basketball Coach



Sarah Brown
Assistant Women's
Gymnastics Coach



Chris Bogantes
Assistant Women's
Gymnastics Coach



Paul Nelson
Associate Head
Women's Soccer Coach



Adam Kleman
Assistant Women's
Soccer Coach



Matt Koelling
Assistant Track &
Field Coach



Miles Smith
Assistant Track &
Field Coach




Madalyn Stichnot
Assistant Track &
Field Coach



Bryce Saia
Assistant Football Coach



Sherard Poteete
Assistant Football Coach




Jon Wiemers
Assistant Football Coach



Matt Martin
Assistant Football Coach



Eric Burrow
Assistant Football Coach



Ricky Coon
Assistant Football Coach




Salim Powell
Assistant Football Coach



Travis Fisher
Assistant Football Coach



Willie Ponder
Undergraduate
Assistant Football Coach



Steve Hendry
Defensive Assistant
Football Coach



Joe Uhls
Assistant Football
Coach/Football
Operations



Tyler French
Offensive Assistant
Football Coach



Robby Rasco
Equipment
Manager



Jared Diekmann
Football Video
Coordinator



Stephanie Winter
Assistant Softball
Coach



Kerry Shaw
Assistant Softball
Coach




Kayani Turner
Assistant Volleyball
Coach



Nikki Buchholz
Assistant Volleyball
Coach



Kodie Bennett
Cheerleading Coach



Tatianna Parham
Sundancers Coach

Athletics Staff

SOUTHEAST MISSOURI STATE UNIVERSITY



Sandy Wiemers
Assistant Academic
Services Coordinator



Ben Fox
Assistant Athletic
Trainer



Ashley Angerer
Assistant Athletic
Trainer



Ryan Johnson
Strength & Conditioning
Coach




Megan Rottler
Strength & Conditioning
Specialist




Andrew Salter
Graduate Assistant
Strength & Conditioning



Phil Baier
Graduate Assistant
Strength & Conditioning



Leah Ginn
Graduate Assistant
Athletic Trainer




Jamie Jetton
Graduate Assistant
Athletic Trainer



Karley Evans
Graduate Assistant
Academic Services



Bethany Pfeiffer
Graduate Assistant
Academic Services



Alex Lais
Graduate Assistant
Marketing &
Promotions

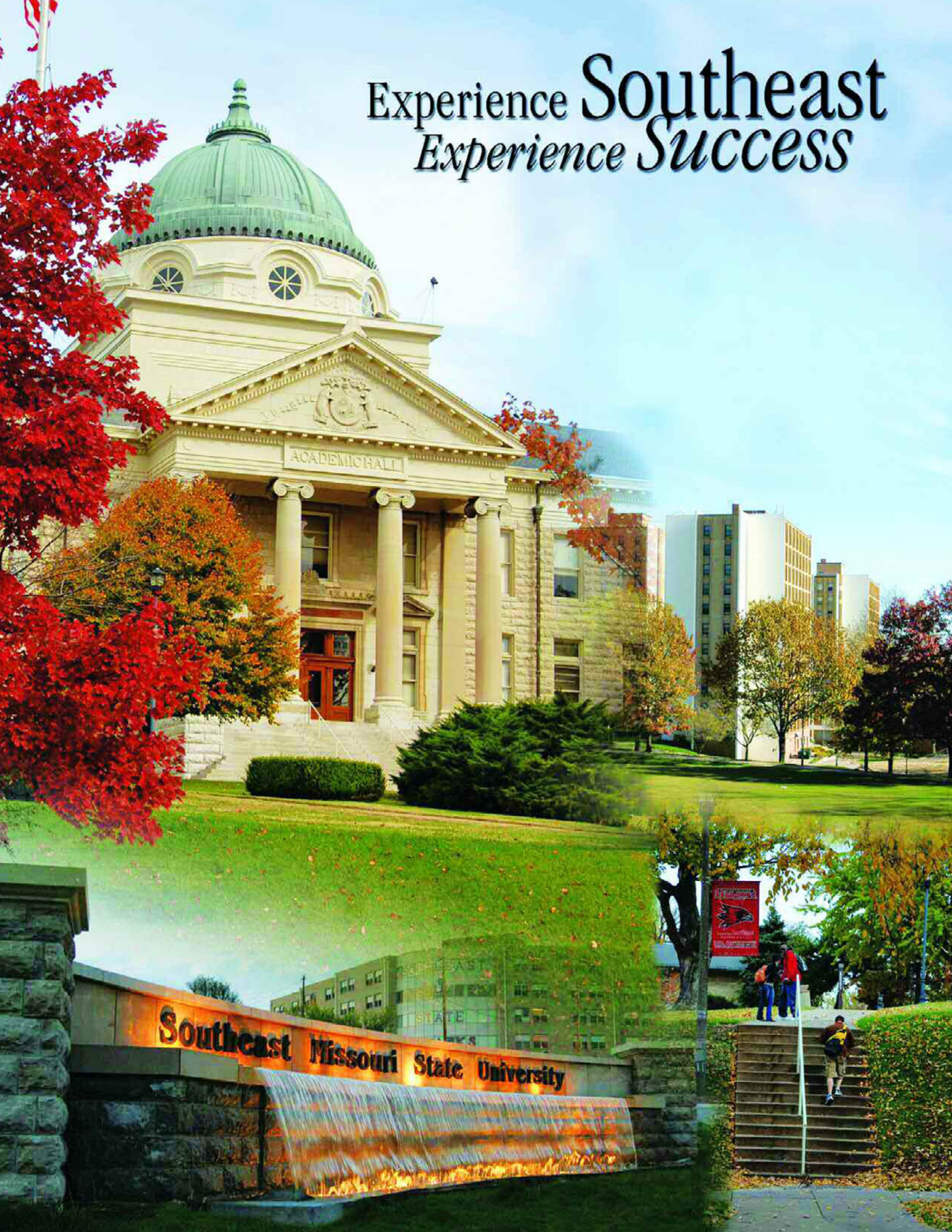


Sean Stevenson
Sports Information
Assistant



Athletics Staff

Experience Southeast
Experience Success



Southeast Missouri State University





Southeast Missouri State Redhawks 2014-15 **MEN'S BASKETBALL SCHEDULE**



Nov. 3 at 7:00 p.m.	Missouri Baptist
Nov. 8 at 6:00 p.m.	Fontbonne
Nov. 14 at 8:00 p.m.	Loyola Marymount
Nov. 15 at 4:30 p.m.	San Diego
Nov. 18 at 7:00 p.m.	Hannibal-LaGrange
Nov. 22 at 3:00 p.m.	Central Arkansas
Nov. 25 at 6:00 p.m.	Bowling Green
Nov. 29 at 6:00 p.m.	Alabama A&M
Dec. 2 at 7:00 p.m.	Missouri
Dec. 6 at 6:00 p.m.	Southeastern Louisiana
Dec. 10 at 7:00 p.m.	Southern Illinois
Dec. 13 at 6:00 p.m.	Missouri State
Dec. 20 at 7:30 p.m.	Arkansas
Dec. 22 at 7:00 p.m.	Ole Miss
Dec. 28 at 2:00 p.m.	Harris-Stowe
Jan. 1 at 1:00 p.m.	Belmont*
Jan. 3 at 7:30 p.m.	Tennessee State*
Jan. 8 at 7:30 p.m.	Morehead State*
Jan. 10 at 6:00 p.m.	Eastern Kentucky*
Jan. 14 at 8:00 p.m.	Jacksonville State*

Jan. 17 at 6:00 p.m.	Tennessee Tech*
Jan. 24 at 6:00 p.m.	UT Martin*
Jan. 29 at 7:00 p.m.	SIU Edwardsville*
Jan. 31 at 7:00 p.m.	Austin Peay*
Feb. 5 at 7:00 p.m.	Murray State*
Feb. 7 at 6:00 p.m.	Eastern Illinois*
Feb. 12 at 8:00 p.m.	UT Martin*
Feb. 14 at 6:00 p.m.	Murray State*
Feb. 19 at 7:00 p.m.	SIU Edwardsville*
Feb. 22 at 5:30 p.m.	Eastern Illinois*
Feb. 28 at 6:00 p.m.	Austin Peay*

OVC Championship Tournament

Mar. 4-7

OVC Tournament

TICKETS: (573) 651-2113 or GoSoutheast.com

* Conference Game

Home games played at the Show Me Center