


SOUTHEAST MISSOURI STATE UNIVERSITY REDHAWKS



2013 BASEBALL GUIDE

Southeast Missouri State University

Located

- ▶ Cape Girardeau, Mo.

Enrollment

- ▶ 11,510

Class Size

- ▶ Small classes with 98 percent of courses having fewer than 50 students


Academic Programs

- ▶ More than 200 areas of study including business, education, nursing, agriculture, science and technology, visual and performing arts

Athletics

- ▶ 15 NCAA Division I Teams





Intro to Redhawk Baseball

Media Information	2-3
Capaha Field	4-5
Sports Medicine	6
Strength & Conditioning	7
Success Center.....	8-9
Dr. Kenneth Dobbins	10-11
Director of Athletics Mark Alnutt	12-13
Mission Statement	14

Season Preview

Season Preview	16-19
Projected Lineup	20
2013 Roster	21
Radio/TV Roster.....	22
Calander	23
Travel Arrangements	24

Coaching Staff Section

Interim Head Coach Steve Bieser..	26-27
Assistant Coach Dillon Lawson..	28-29
Assistant Coach Lance Rhodes ..	30-31
Volunteer Assistant Michael Adamson...	32-33
KFVS 12 Webcast	34

Player Profiles

Returners Profiles	36-77
Newcomers Profiles	78-80

2012 Season Review

2012 Season Review	82-88
--------------------------	-------

2013 Opponents

2012 Opponents	90-97
Series History	98

Records Section

Single-Season Hitting	100
Career Hitting	101
Single-Season Pitching	102
Career Pitching	103
Miscellaneous Records	104
Year-By-Year Individual Leaders ..	105-111
Year-By-Year Team Statistics ..	112-113
Year-By-Year Results	114-120
All-Time Roster	121-124
All-Conference/All-Americans.....	125
Professional Ranks	126
Southeast Missouri Hall of Fame ..	127

Ohio Valley Conference Section

This is the OVC.....	130-134
----------------------	---------

This is Southeast Section

Southeast Missouri State.....	136-141
Athletics Staff.....	142

Credits

The 2012-13 Southeast Missouri Baseball Information Guide was written, edited and designed by Sports Information Assistant Nick Seeman. Cover design and additional graphics assistance provided by Tonya Wells and Krista Mayfield. Photography by Marc Mahnke, Dennis Hubbard, Sam Jordan, Fred Lynch, Joel Ray, Marcus Painton, Keith Hente, Mike Grace and Patrick Clark. Other editorial assistance by Sports Information Director Jeff Honza, Assistant Sports Information Director Chad Twaro, Jamar Dowdy, Sean Stevenson and Aaron Curran.



Credentials

Credentials are required for entrance into the Capaha Field Press Box. To request season or single-game credentials, please contact Nick Seeman by phone at (573) 651-2294 or e-mail at nseeman@semo.edu.

Press Box Decorum

The Capaha Field Press Box is reserved for working media only. Seating is assigned by the Sports Information office. Professional conduct is expected at all times. Cheering or outward expression is inappropriate. Credentials must be worn at all times. Failure to abide by these policies can result in credentials being revoked.

Photographers

Photographers may shoot on either side of both dugouts at Capaha Field. Please be aware of foul balls and use caution when working in those areas.

Interview Requests

Please arrange all interviews of student-athletes and coaches through the sports information office. Requests can be made by calling Nick Seeman at (573) 651-2294. Seeman can also be reached via e-mail at nseeman@semo.edu.

Postgame Interviews

Anyone wishing to interview a Southeast student-athlete must notify Nick Seeman prior to the end of each game. Student-athletes will be available to the media near the Redhawks dugout on the third base side. Interim head coach Steve Bieser will address the media immediately following his postgame show on the Redhawks Radio Network.

Baseball E-Mail List

If you would like to be added to the Redhawks baseball e-mail list to receive breaking news about the team, please e-mail Nick Seeman. The official website, gosoutheast.com, is the best source for up-to-date information about the team.

Statistical Services

Box scores and play-by-play accounts will be available in the press box immediately following each game. Notes, statistics, scorecards and other information will also be available to help with your coverage of Redhawks Baseball.

Redhawks Radio Network

Erik Sean returns for his 13th year as the "Voice of the Redhawks." Sean is the Director of Sports Operations for Mississippi River Radio's eight radio stations in Cape Girardeau. He is a 11-time winner of the Missouri Broadcasters Association's Play-by-Play Award and three-time winner of the MBA's Sports Award. Jess Bolen will assist Sean on the Redhawks Radio Network this year.

Radio Network Affiliates

ESPN 92.9 FM Cape Girardeau, Mo.
KSIM 1440 AM Sikeston, Mo.
KWOC 903 AM Poplar Bluff, Mo.
KMAL 1470 AM Malden, Mo.

Visiting Radio

Visiting radio stations are required to make written requests at least one week in advance. The Redhawks Radio Network provides a courtesy telephone line for the official station of all opponents. Other stations will be charged a rights fee and must order telephone lines from the University Telephone Services by calling (573) 651-2575.

Wireless Internet


Capaha Field is equipped with wireless internet. Ask a member of the Southeast sports information staff for log-in information.

Southeast Missouri Sports Information

One University Plaza MS 0200
Cape Girardeau, MO 63701
Phone: (573) 651-2294 | Fax: (573) 651-2810
Press Box: (573) 651-2191
Website: GoSoutheast.com



Jeff Honza
Director



Chad Twaro
Assistant Director



Nick Seeman
Assistant

2012-13 Sport Assignments

Jeff Honza, Director

Football, Men's Basketball,
Women's Tennis
Office: (573) 651-2933
Cell: (618) 528-1145
E-Mail: jhonza@semo.edu

Chad Twaro, Assistant Director

Women's Soccer, Women's Basketball,
Gymnastics, Outdoor Track & Field
Office: (573) 651-2937
Cell: (573) 979-4307
E-Mail: ctwaro@semo.edu

Nick Seeman, Assistant

Volleyball, Indoor Track & Field, Baseball
Office: (573) 651-2294
Cell: (612) 741-0550
E-Mail: nseeman@semo.edu

Sean Stevenson, Student Assistant

Cross Country, Softball
Office: (573) 651-2294
E-Mail: spstevenson1s@semo.edu



Follow the Redhawks on the World Wide Web



Facebook

Facebook.com/GoSoutheast
Facebook.com/SEMOfFootball



Twitter

Twitter.com/#!/GoSoutheast



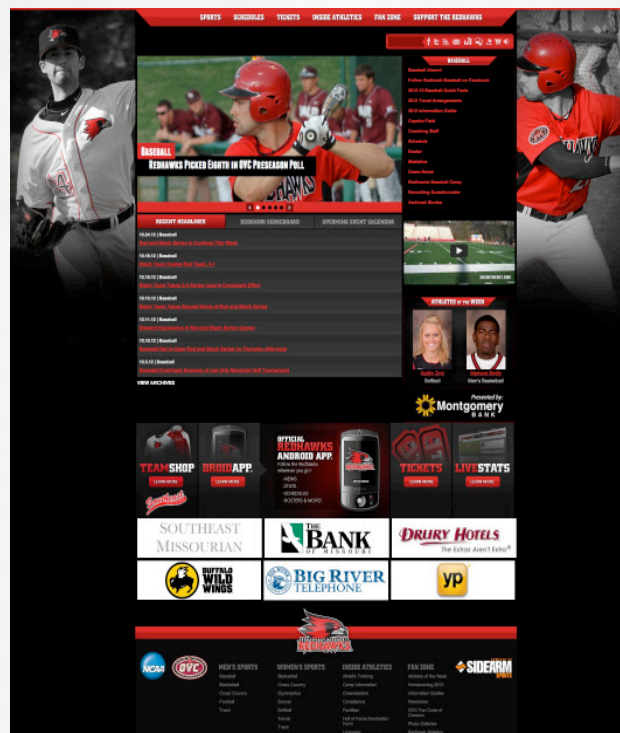
YouTube

YouTube.com/GoSoutheastRedhawks



Pinterest

Pinterest.com/GoRedhawks



GoSoutheast.com



The Southeast Missouri baseball team calls Capaha Park home.

Located just two blocks west of the Southeast campus, Capaha Field is owned by the City of Cape Girardeau. In addition to the ball field, Capaha Park features a swimming pool, lake and picnic areas.

Many Southeast fans enjoy watching games from the hill-sides along the first base side or beyond the left field wall.

Capaha Field has a natural grass surface and is considered to be one of the best playing fields in the Ohio Valley Conference.

Recent renovations include a state-of-the-art press box which was completed prior to the start of the 2006 season. The press box, which is equipped with wireless broadband internet access, television, a kitchen/lounge

area and restroom, gives media members a great view behind home plate.

Capaha Field also serves as home to the Plaza Tire Capahas, the oldest amateur baseball team in America.

“Tiger” Joe Uhls Locker Room

Located inside Houck Field House on the Southeast Missouri State campus is the “Tiger” Joe Uhls Baseball Locker Room.

The newly renovated locker room provides Redhawks baseball players with the modern amenities commonly found in professional locker rooms. Most recently, hardwood floors were added in 2005.

The locker room features 35 professional-style lockers for players and coaches, restrooms,

a shower area and ample storage space for equipment and uniforms. A state-of-the-art entertainment system also provides players the opportunity to view scouting and coaching video as well as watch television for leisure.

In addition, a study area with broadband internet capabilities is available for Redhawks student-athletes. Surrounding the locker room is a mural honoring the all-time greatest players and moments in Southeast Missouri State baseball history.





Prevention. Treatment. Rehabilitation. Education. Those are the four primary phases of athletic training, and the Southeast Missouri athletic training staff strives to fulfill all of those areas when working with student-athletes on a daily basis.

Southeast student-athletes are offered the best care possible by the athletic training staff. Head Athletic Trainer Alfred Castillo directs the Sports Medicine department which includes four full-time athletic trainers, six graduate assistants and several student assistants. The staff serves student-athletes around-the-clock at numerous facilities on campus.

The athletic trainers begin treatments and rehabilitation starting as early as 6 a.m., and are available until the last student-athlete is through. There are currently four athletic training facilities on campus. The staff treats out of the Rosengarten Athletic Complex, where the primary training room is located. There are two other satellite athletic training rooms, including one at Houck Field House and one at the Show Me Center.

The Southeast athletic training rooms are equipped with stationary bikes, hand weights, therapeutic modalities and the latest physical therapy equipment. Each component is strategically designed to not


only give the student-athlete the best care, but also to aid in returning to competition as quickly as possible.

Southeast Athletic Training has strong working relationships with local physicians and two hospitals in Cape Girardeau. It is from these hospitals that the Athletic Training department is assisted by four orthopedic physicians.

The Southeast Athletic Training program prides and commits itself to provid-

ing the best comprehensive, personalized and efficient healthcare to its student-athletes. Delivery of healthcare focuses on the prevention and management of athletic-related injuries or illnesses, while adhering to the National Athletic Trainers' Board of Certification Standards of Professional Practice. Our high quality of athletic healthcare is provided in combination with the education of athletic training students.





Southeast Missouri's Strength and Conditioning program is committed to developing the total student-athlete through their experiences within a competitive training environment.

This will be accomplished by focusing on reducing the risk of injury and maximizing athletic potential through individual evaluation and program design.

Training Principles for Southeast Athletes:

1. *Reduce the risk of injuries*
 - If a student-athlete is injured, he/she will not be able to compete at practice or games.
2. *Maximize athletic ability*
 - We challenge each athlete, both physically and mentally, in order to achieve optimal results.

Exercises for Southeast Athletes are based on the following Principles:

1. *Ground Based Movements*
 - Athletes compete with their feet on the ground, and therefore, should train that way. The ability to produce force against the ground determines how fast athletes can

run and how high they can jump.

2. *Three-Dimensional Movements*
 - Athletes must be able to stabilize themselves in all planes of movement. A fancy way of saying we use free weights (barbells/dumbbells vs. machines).
3. *Multi-Joint Movements*
 - Very rarely in sport do athletes

isolate one single joint at a time. Athletes can train more muscle mass at the same time.

The Southeast Missouri Strength and Conditioning program is under the direction of Ryan Johnson.

Redhawk student-athletes use various training facilities located inside the Student Recreation Center South.





The Redhawk Success Center offers Southeast Missouri student-athletes a place to study and develop as students and campus leaders.

It is located in the Student Recreation Center, just south of Houck Stadium. The Redhawk Success Center offers a computer lab with 18 work terminals, study areas and rooms for group meetings.

The area is under the guidance of Associate Director of Athletics Brady Barke, with assistance from Director of Academic Services Sharon Burgard, Assistant Natalie Williams and Graduate Assistants Emily Matthews and Kelly Benacka.

The beautiful facility has enhanced the outstanding work in the classroom already enjoyed by Southeast student-athletes. Last year, a school record 62.2 percent of Southeast's student-athletes achieved a 3.0 or better grade point average. Eleven of the Redhawks 15 intercollegiate athletic teams recorded a team GPA over 3.0. The gymnastics team posted the best overall mark with a 3.82. In all, 19 student-athletes recorded a perfect 4.0 GPA.

Tutors are available for all student-athletes as needed. In addition, both attendance and academic progress is monitored through regular checks with faculty.

A special course is required for all first time student-athletes at Southeast. The

course, which offers three credit hours, is part of a comprehensive program developed to address study skills and life skills topics, and thus, enhance retention and academic success for student-athletes.

Entering student-athletes are evaluated for academic preparedness and assigned to appropriate categories. Student-athletes can also receive individualized academic programs which include meeting with a mentor bi-weekly to discuss academic

progress.

The Success Center staff works to get athletes involved in campus and community projects, as well. This is done to provide a support structure and greater opportunity for academic success. Through the NCAA's CHAMPS/Life Skills Program, the Success Center gives student-athletes personal and professional skills in order to facilitate successful and productive futures.



Recent Academic Highlights

- » A school record 62.2 percent of Southeast Missouri student-athletes achieved a 3.0 or higher grade point average during the 2011-12 academic year. Nineteen student-athletes had a perfect 4.0.
- » Eleven of Southeast's 15 intercollegiate athletic teams recorded a team GPA over 3.0. The Redhawk gymnastics team had the best overall mark with a 3.82 GPA.
- » The Redhawk men's cross country and women's gymnastics teams received NCAA Division I Academic Progress Rate Public Recognition Awards. Both programs registered scores of 1,000 for the 2010-11 academic year.
- » Southeast Missouri's Department of Athletics earned a number of quality rankings in the NCAA's last Academic Progress Rate (APR) report. The Redhawk men's cross country, gymnastics, baseball, volleyball, women's tennis and softball teams exceeded the national average in the multi-year APR.
- » Thirty-Eight student-athletes were part of the largest graduating class in the history of Southeast Missouri State University last spring. A total of 1,322 students -- 1,052 undergraduates and 270 graduate students -- received degrees.
- » The Southeast gymnastics team was named the 2011 Academic National Champion by the National Association of Collegiate Gymnastics Coaches/Women. The achievement marked the third time in four years that the team has garnered the coveted honor. The Redhawks team grade point average was an impressive 3.91 during the 2010-11 academic year. It tied the highest GPA for a team in the history of the award.
- » Three Redhawk student-athletes earned Academic All-District honors during the 2011-12 season. Volleyball's Paige Dossey also garnered Third-Team Capital One Academic All-American accolades. In addition, the men's and women's cross country teams each finished among the top-10 teams in the country in grade point average.





Dr. Kenneth W. Dobbins became the seventeenth president of Southeast Missouri State University on July 1, 1999 after serving as the University's Vice President of Finance and Administration from 1991 to 1993, and Executive Vice President from 1993 until his appointment as president. He previously held several positions in higher education administration at Kent State University in Ohio.

During his tenure at Southeast, academic programs have been enhanced including the establishment of the College of Science, Technology, and Agriculture and the Earl and Margie Holland School of Visual and Performing Arts which opened in Fall 2007 on the new River Campus. A comprehensive review of all academic and non-academic programs has been accomplished to maintain quality and minimize student fee increases in the face of significant state appropriation reductions. Southeast continues to be recognized nationally for many of its outstanding accredited academic programs. For the eighth year in a row, Princeton Review recognized the Master of Business Administration program on its list of "Best Business Schools." GetEducated.com listed Southeast #1 on the list of "Top 10 Ranked Best Values Online MBAs-AACSB-Accredited"; Southeast is recognized in the top tier of the Midwest best regional universities in U.S. News Best Colleges for 2012; and Southeast was again named among the "Best in the Midwest" by Princeton Review. Additionally, StateUniversity.com ranked Southeast the safest public college campus in Missouri,

Militaryfriendlyschools.com lists Southeast among the top schools that embrace veterans as students, and recent freshmen survey data indicate that new students applied only to Southeast at a rate three times the national average.

Enrollment has increased significantly since a 20-year-low in 1994 when some 7,900 students attended Southeast. In Fall 2005, enrollment topped 10,000 for the first time, and stood at more than 11,500 in 2011. Additionally, record enrollments in higher education have occurred in the University's 25-county service region during his tenure due to the establishment of new regional campuses in Sikeston and Kennett and a higher education center at Perryville serving place-bound students in and near those rural communities.

During Dr. Dobbins' presidency, more than \$300 million in capital construction and building improvement projects have enhanced the University. The Seabaugh Polytechnic Building and the \$58 million River Campus were constructed. Additionally, The Douglas C. Greene Center for Innovation and Entrepreneurship to promote entrepreneurship and enhance the region's economy opened on the campus in 2005; Southeast dedicated its new, state-of-the-art David M. Barton Agriculture Research Center in 2009; two new 300-bed residence halls were constructed in 2002 and 2009; and the University

currently is in the midst of more than \$90 million in capital renovation for maintenance and repair projects including the renovation of the historic 106-year-old Academic Hall, the remodeling and upgrades to the Magill and Rhodes sciences complex and a new residence hall.

Dr. Dobbins has served a two-year term as president of the Missouri Council on Public Higher Education (COPHE), the organization for presidents and chancellors of Missouri's public colleges and universities, and is the senior member of the organization. In 2007, he was selected to serve a three-year term on the American Association of State Colleges and Universities (AASCU) Board of Directors, an organization which represents over 420 U.S. public college and university members and more than 3.7 million students or 56 percent of the enrollment at all public four-year institutions. He was elected Secretary-Treasurer of the organization in 2008, chaired the organization in 2010-2011, and currently serves on the executive committee as past chair of the AASCU Board. Also, for the past eight years, he has served as one of four faculty members for the week-long AASCU New Presidents' Academy, and currently chairs the Finance Committee of the American Academic Leadership Institute. He previously served three years as president of the Ohio Valley Conference and is currently a member of



the Conference finance subcommittee. In addition, he is a vice president of the executive board of the Greater St. Louis Council, Boy Scouts of America, and in 2010, he was awarded the Silver Beaver Award, the highest honor bestowed upon a Boy Scout volunteer by a council.

He earned his B.S. degree in accounting from the University of Akron (Ohio) in 1971 and served as a commissioned officer and civilian executive in the U.S. Air Force for almost 10 years. He received the M.B.A. degree in 1979 from Old Dominion University (Virginia), and the Ph.D. in higher education administration in 1987 from Kent State, where in 2011, he was awarded the Alumni Leadership Award for the College of Education, Health and Human Services Annual Hall of Fame Awards. He is also a Certified Public Accountant in Ohio.

Dr. Dobbins and his wife, Jeanine Larson Dobbins, Founder and Director Emeritus of the Missouri Statewide Early Literacy Intervention Program based at Southeast, have a son, Paul, and a daughter-in-law, Stacey, who are both Southeast graduates, and a grandson, Lincoln Kenneth Dobbins.



Board of Regents



Doyle L. Privett
President



Donald "Brad" Bedell



Jay Kundtson




Tom M. Meyer



Kendra Neely-Martin



Daren K. Todd



Kevin J. Magnan
Student Representative



Mark Alnutt, senior associate director for administration at the University of Missouri, was named director of athletics at Southeast Missouri State University.

The announcement was made April 19 during a news conference in the Aleen Wehking Alumni Center at Southeast.

Alnutt participated in an off-campus interview April 12 in St. Louis and was on campus for final interviews the day he was introduced as the Redhawks new director of athletics. He was among two finalists for the position following a national search conducted by a search committee including representatives from the Board of Regents, faculty, staff and the community.

Alnutt began his new duties at Southeast on May 21. He replaced John Shafer who retired last June. Cindy Gannon served as interim director of athletics since that time.

"Mark brings with him a tremendous breadth of experience and the caliber of credentials to move our program forward and into the future," said Kenneth W. Dobbins, president of Southeast Missouri State University.

Alnutt served as senior associate athletics director for administration at the University of Missouri after spending three years as the associate athletics director for administration.

Mike Alden, director of athletics at the University of Missouri, said, "I think Southeast Missouri State University is getting a terrific leader in Mark Alnutt. We will miss him here, but our loss is Southeast's gain and all of us here are very proud of Mark and all that he has

accomplished."

In his previous role, Alnutt served as the administrative liaison for football; supervised track and field, cross country, gymnastics and golf; spearheaded the department's project management team; served as the primary point person for the Athletic Department, overseeing all aspects of facility project master planning, development, management and implementation; and was involved with external department operations, including development, game operations, marketing, media relations, Mizzou Sports Properties and ticket operations.

Alnutt also managed postseason travel arrangements for each of the University of Missouri's 20 intercollegiate sport programs. He was in charge of Missouri's Nike contract, the Big Wheels and Flying Tiger programs and the department's relationship with Old Hawthorne Golf Club. In 2009, he oversaw a \$5 million video board project through the University of Missouri Sports Complex with the centerpiece being a new board at Faurot Field. He also oversaw the design and construction of the new Golden Girls/Gymnastics

practice facility completed last fall. Additionally, Alnutt was actively involved in the solicitation and stewardship efforts of capital gift giving.

Alnutt spent the previous six years at the University of Missouri as director of football operations, adding an assistant athletic director title prior to the 2005-06 season. In that role, his duties included coordinating the team's travel plans, oversight of the football budget, handling compliance issues, scheduling of facilities, assisting with the recruiting operations and managing the day-to-day operations of the football program.

He coordinated public relations and community service events for football, and oversaw all organizational aspects for the University of Missouri's trips to the 2003 and 2005 Independence Bowl games played in Shreveport, La. He also represented the football program as part of the design team that planned the \$16 million expansion and renovation project which turned the Tom Taylor Building into the Missouri Athletics Training Complex.

Alnutt was a three-year letterman for the University of Missouri as a linebacker



Mark Alnutt was introduced as Southeast Missouri's new director of athletics on April 19, 2012.

and tight end from 1993-1995 and was voted the team's champion of the year as a senior. He earned a degree in sociology in 1995 and went to work for Major Brands as a senior salesman in Kansas City from February 1996 to August 1997. Alnutt returned to the University of Missouri to pursue a master's degree in public administration with an emphasis on sports psychology. He joined the Missouri football staff in 1998 as an administrative/video graduate assistant. Alnutt completed his master's degree in May 2000 and took over as director of football operations that August.

A native of Kansas City, Alnutt served as president of the board of directors for Big Brothers/Big Sisters of Boone County and was selected to participate in the 2002-2003 NCAA Leadership Institute for Ethnic Minority Males. In June 2005, he was recognized by Columbia Business Times as one of Columbia's 40-Under-40 business leaders for his work in the community.

He has participated in the Division I-A Athletic Director's Institute, attended the NACDA Mentoring Institute and was



chair of the NCAA Women's Gymnastics committee. In 2010, he was the recipient of an Outstanding Chancellor's Staff recognition and the Barbara S. Uehling Award for Administrative Excellence at the University of Missouri.

Alnutt and his wife, the former Kate Hankins, are the parents of four children, Jaren, Kinleigh, Mason and Aidan.





The Southeast Missouri State University Department of Intercollegiate Athletics is an integral part of the University community and accordingly adheres to Southeast Missouri State University's overall institutional mission, one of providing a quality education and college experience for the students and communities we serve. The mission of the

Department of Athletics is to enhance the collegiate experience for all students through the development and operation of a sound intercollegiate athletics program. The Athletics Department is a NCAA Division I program, and therefore is committed to the highest standards of integrity in athletic and academic achievement. The athletic teams of the University

are committed to compete at the highest possible level in the Ohio Valley Conference or other conference affiliations. The Department of Athletics is committed to the principles of equitable access, diversity, student welfare, sportsmanship, ethical conduct, rules compliance, and the prudent management of resources in all endeavors.





2013 SEASON PREVIEW

IN THIS SECTION . . .

- » 2013 Season Preview
- » 2013 Roster
- » 2013 Season Schedule
- » 2013 Projected Lineup
- » Travel Arrangements





Season Preview

The 2013 Southeast Missouri baseball team returns 19 letter winners with eight position players and 11 pitchers as the Redhawks reached the Ohio Valley Conference Tournament for the 18th consecutive season in 2012.

Southeast lost six seniors from last season's team that went 23-36 overall and 12-15 in the OVC as the Redhawks earned a pair of wins in the OVC Tournament.

The 2013 Redhawks feature 22 returnees with two players being redshirts during the 2012 campaign.

Southeast returns a veteran pitching staff that has 11 pitchers returning. The Redhawks also return an experienced outfield and an infield that will feature four returners.

"We have a group of talented young players that are looking to make a statement this season," said

interim head coach Bieser.

The Redhawks return five position starters including junior outfielder Derek Gibson, who was named Preseason First-Team All-Ohio Valley Conference by College Sports Madness after being named First Team All-OVC a season ago.

The Redhawks return 11 of their 13 pitchers from a season ago. Sophomore Will Spitzfaden and senior Zack Smith look to pace the pitching staff this season. Newcomers Luke Shearrow and Alex Winkelman also look to solidify spots on the mound for the Redhawks.

The 2013 roster features 34 players with seven seniors, 10 juniors, nine sophomores, two redshirt freshman and six true freshmen.

Breaking down the 2013 roster, the Redhawks have 16 pitchers, 10 infielders and eight outfielders.

Around the Horn

Pitching

The Southeast Missouri pitching staff welcomed 11 new arms to the staff in 2012 with only three returning staff members from the 2011 team. This year's staff will be one of the most experienced staffs in recent history with 11 pitchers returning.

The Redhawks will have to replace staff ace Shae Simmons after he was drafted in the 22nd round of the Major League Baseball Draft by the Atlanta Braves. The Second-Team All-OVC selection led the Redhawks



Will Spitzfaden

with seven wins a season ago as well as leading the OVC in strikeouts with 89.

The 2013 staff was dealt a blow in the fall losing three players to injury with Christian Hull, Dylan Lynn and Cody Spanberger after having Tommy John Surgery.

"We had some injuries this fall," said Bieser. "But we feel that the pitching staff can be one of the strengths of our team this season."

Competition for starting spots have been very competitive since the fall with a handful of pitchers vying for spots in the starting rotation.

Zack Smith (Grand Rapids, Mich./Lewis and Clark CC) returns after starting 10 games last season ranking second on the Redhawks. Smith logged 52.1 innings of work in 2012.

Will Spitzfaden (St. Louis, Mo./Lindbergh) started five games for the Redhawks last season including



Derek Gibson



Season Preview



Zack Smith

a start in the OVC Tournament Opener. As a freshman, he recorded a 5.89 ERA in 36.2 innings.

Luke Shearrow (Machesney Park, Ill. /John A. Logan College) looks to bolster the Southeast staff after two successful seasons at John A. Logan College. He recorded a 5-5 record with an ERA of 3.42 with 70 strikeouts last season.

Hank Williams, Jr. (St. Peters, Mo./Meramec CC) returns to the pitching staff after an early season ending injury in 2012. In three appearances he recorded an ERA of 3.38 in 5.1 innings.

Alex Winkelman (Crystal City, Mo. /Crystal City) will look to add depth to the starting rotation as a true freshman. Winkelman was a First-Team All-State Pitcher and Conference Player of the Year at Crystal City High School as a junior and senior.

Southeast will feature a veteran relief staff in 2013 with five pitchers returning as they combined for 69 appearances.

Ryan Kendall (Overland Park, Kan./Johnson County CC) will look to improve build on his late season success. Kendall finished the 2012 season allowing only two hits in his final nine appearances.

Bobby Hurst (Redwood City, Calif/ Kan. /Skyline CC) recorded two saves last season and recorded 18 strikeouts in 15 innings of work.

Trevor Kill (St. Mary's, Ohio / Butler CC), Michael Patman (Stillwater, Okla. /Butler CC) and Tony Zerrusen (Teutopolis, Ill./ Lake Land CC) round out the Redhawks' veterans out of the bullpen. Patman finished the season not allowing an earned run in his final six appearances (9.1 Innings).

Newcomer Skylar Cobb (Scott City, Mo. / Three Rivers CC) will also compete for time out of the Redhawks' bullpen. The junior college transfer recorded 77 strikeouts in 71 innings of work over two seasons at Three Rivers CC.

Southeast also added two freshman pitchers that will also look to contribute in Alex Siddle (Belleville, Ill./Belleville East) and Tyler Thomas (Littleton, Colo. / Columbine)

"I like the competitiveness of this year's staff," stated Bieser. "The group needs to be very cohesive to be successful this season."

Catching

Alex Burridge (Queen Creek, Ariz. /Perry), Dalton Hewitt (Ballwin, Mo. /Vianney) and newcomer Tyler Boxwell (Litchfield Park, Ariz. /Verrado) will compete for time behind the plate this season.

"We have a solid mix at the catcher position this season," said Bieser.

Burridge started five games with eight appearances as a true freshman last season. Burridge finished the season 36 putouts behind the plate.

"Alex is an outstanding defensive presence behind the plate and has a tireless work ethic," said Bieser.

Hewitt appeared in 26 games with nine starts in right field and catcher. Hewitt recorded four RBI including two against UALR on March 13.

"Dalton is a great offensive talent that will allow us to be creative on how we will be at catcher this season," said Bieser.

Boxwell finished his high school career with a .376 batting average and a .506 on-base percentage earning All-State, All-Region and All-Division First Team honors.

"Tyler has great offensive talent and has working on his defensive play this fall and spring," said Bieser.

First Base

Andy Lennington (Brentwood, Tenn. /Brentwood Academy) was an OVC All-Freshman Team member in 2012. Lennington started 45 games a season ago at



Season Preview



Jason Blum

five different positions. He made 16 starts at first base. He hit .289 on the season with three home runs and 32 RBI, he also added 12 doubles ranking third on the Redhawks.

"Andy gives us a solid presence in the field and at the plate," said Bieser. "We are very excited about the things he can do to add to our ballclub."

Josh Meade (Hayward, Wisc./John A. Logan College) will look to add depth at the first base position. The junior college transfer recorded three home runs and 26 RBI in 2012 at John A. Logan College.

Matt Tellor (Sarasota, Fla./Lindenwood University) will sit out the 2013 season due to NCAA transfer regulations. Tellor was the 2012 Prospect League Player of the Year and Co-Top Prospect after recording 18 home runs and 66 RBI.

Second Base

Branden Bogetto (Joliet, Ill./Providence Catholic) will get the nod at second base as a true freshman. Bogetto helped his team to a Runner-up finish in the State Tournament as a junior and a Regional Championship as a senior.

"Brandon has a great grasp for the game and is ready to compete at this level," said Bieser.

John Logan Zink (Louisville, Ill./Olney Central College) will look to add depth at second base. Zink started 16 games and appeared in 33 games in 2012. In 72 at-bats he recorded 15 hits with one home run and eight RBI.

"Zink gives us a lot of different options in the infield," said Bieser. "He brings experience to the infield that gives us great depth at each position."

Third Base

Jason Blum (Ste. Genevieve, Mo./Valle Catholic) was an OVC All-Freshman Team member in 2012. Blum appeared in 47 games with 40 starts hitting .248 in 145 at-bats with 36 hits including 12 doubles (Third on the Redhawks) and one triple and one home run.

"Jason will move to his natural position in the infield this season after doing a great job for us in the outfield a season ago."

John Logan Zink (Louisville, Ill./Olney Central College) and Nolan Fischer (Wentzville, Mo./Wentzville Holt) will add depth at third base this season.

Shortstop

Andy Lack (Kennett, Mo./Kennett) will take over at shortstop for the Redhawks this season after Kenton Parmley was the mainstay at the position from 2009-12. Lack redshirted last season after a remarkable high school career at Kennett High School.

"Andy had a great summer this season and has made strides to become a contributor for us this season," said Bieser.

Lack was an All-Star this summer in the Great Lakes Collegiate Summer Baseball League.

John Logan Zink (Louisville, Ill.) will add to the depth at the position as well as true freshman

Left Field

Derek Gibson (Bonne Terre, Mo./North County) will patrol left field this season. Gibson had



Andy Lennington



Season Preview

a breakout season in 2012 earning First-Team All-OVC honors in 2012. He earned Preseason All-OVC honors earlier this spring.

Gibson shined in the outfield in 2012 with great defense and a 29-game hitting streak. He finished the season hitting .338 with seven home runs and 38 RBI, ranking third in the OVC with 31 in conference play.

Gibson was named National Collegiate Baseball Writers Association (NCBWA) National Hitter of the Week, CollegeBaseballInsider.com National Player of the Week and OVC Player of the Week after recording a .571 batting average with three home runs and 13 RBI against UT Martin.

"Derek will anchor our lineup this season and keeps on improving at the plate as well as in the outfield." Said Bieser.

Bobby Clark (Jackson, Mo./Jackson) and Steven Still (Oro Valley, Ariz./Ironwood) will add depth in left field after redshirting

in 2012.

Center Field

Cole Bieser (Ste. Genevieve, Mo./Valle Catholic) will roam center field this season. Bieser saw action in 54 game with 48 starts in 2012. Bieser recorded six doubles with one triple and 17 RBI. He also went 5-for-5 in stolen bases as he added 41 runs.

"Cole is a plus defender with great speed," said Bieser. "He made great strides offensively during the summer and fall."

Clayton Evans (Fenton, Mo./Rockwood Summit) will add depth in center field. Evans was named First-Team All-State, All-Metro and All-Conference at Rockwood Summit. He also led his team to a State Championship as he earned Tournament Most Valuable Player honors.

Right Field

Tyler Mikrut (Edwardsville, Ill./John A. Logan College) will see time in right field this season after



transferring from John A. Logan College. Mikrut recorded nine home runs in two season leading his team to back-to-back Region 24 Championships.


"Tyler adds a lot of power and speed to our lineup as well as the ability to play all three outfield positions," said Bieser.

Clayton Evans (Fenton, Mo./Rockwood Summit) will add depth in right field this season.

Designated Hitter

Ryan Barnes (St. Louis, Mo./Vianney) was an OVC All-Freshman Team member in 2012. He recorded four home runs and 24 RBI in 40 starts. Barnes also added nine doubles.

"We will use a platoon system at designated hitter this season with Ryan giving us great experience with his bat," said Bieser.





Projected Lineup



Projected Starting Lineup

P- Will Spitzfaden
C- Dalton Hewitt
1B- Andy Lennington
2B- Branden Bogetto
3B- Jason Blum
SS- Andy Lack
LF- Derek Gibson
CF- Cole Bieser
RF- Tyler Mikrut
DH- Ryan Barnes

Projected Pitching Staff

SP- Will Spitzfaden
SP- Zack Smith
SP- Luke Shearrow
SP- Hank Williams, Jr.
SP- Alex Winkelman
RP- Ryan Kendall
RP- Bobby Hurst
RP- Skylar Cobb



2013 Roster

No.	Name	Cl.	Pos.	B-T	Ht.	Wt.	Hometown (Last School)
2	Andy Lennington	R-SO.	Util	R-R	6-1	190	Franklin, Tenn. / Brentwood Academy
3	Branden Boggetto	Fr.	INF	R-R	5-11	180	Joliet, Ill. / Providence Catholic HS
4	Clayton Evans	Fr.	OF	R-R	5-10	180	Fenton, Mo. / Rockwood Summit HS
5	Nolan Fisher	So.	3B	R-R	6-0	195	Wentzville, Mo. / Wentzville Holt HS
6	Trevor Kill	Sr.	RHP	R-R	6-2	180	St. Mary's, Ohio / Butler CC
7	Cole Bieser	Jr.	OF	S-R	5-11	185	Ste. Genevieve, Mo. / Valle Catholic HS
8	Jason Blum	R-So.	INF	R-R	5-10	175	Ste. Genevieve, Mo. / Valle Catholic HS
9	Tyler Mikrut	Jr.	OF	R-R	6-0	200	Edwardsville, Ill. / John A. Logan College
11	Dylan Lynn	Sr.	RHP	R-R	6-3	205	Campbell, Mo. / Three Rivers CC
12	Christian Hull	Jr.	LHP	L-L	6-1	188	O'Fallon, Mo. / Ft. Zumwalt West HS
13	Andy Lack	R-Fr.	SS	R-R	5-10	160	Kennett, Mo. / Kennett HS
14	Tony Zerrusen	Sr.	RHP	R-R	6-1	190	Teutopolis, Ill. / Lakeland CC
15	John Logan Zink	Jr.	INF	R-R	5-11	170	Louisville, Ill. / Olney Central College
16	Skylar Cobb	Jr.	LHP	L-L	5-9	160	Scott City, Mo. / Three Rivers CC
17	Ryan Kendall	Sr.	LHP	L-L	6-2	205	Overland Park, Kan. / Johnson County CC
18	Zack Smith	Sr.	LHP	L-L	6-5	230	Grand Rapids, Mich. / Lees and Clark CC
19	Matt Tellor	Jr.	1B	S-R	6-5	210	Sarasota, Fla. / Lindenwood University
20	Alex Siddle	Fr.	RHP	R-R	6-5	185	Belleville, Ill. / Belleville East HS
21	Alex Winkelman	Fr.	LHP	L-L	6-2	172	Crystal City, Mo. / Crystal City HS
22	Will Spitzfaden	So.	LHP	L-L	6-1	175	St. Louis, Mo. / Lindbergh HS
24	Ryan Barnes	So.	DH/1B-L	R	6-3	215	St. Louis, Mo. / St. John Vianney HS
26	Michael Patman	Sr.	RHP	R-R	6-1	205	Stillwater, Okla. / Butler CC
27	Derek Gibson	Jr.	OF	L-R	6-3	225	Bonne Terre, Mo. / North County HS
28	Cody Spanberger	So.	RHP	R-R	6-4	205	Granite City, Ill. / Granite City HS
30	Dalton Hewitt	R-So.	C/RF	L-R	5-11	185	Ballwin, Mo. / St. John Vianney HS
31	Bobby Clark	So.	OF	R-R	6-3	205	Jackson, Mo. / Jackson High School
32	Luke Shearrow	R-Jr.	RHP	R-R	6-4	200	Machesney, Ill. / John A. Logan College
33	Steven Still	R-Fr.	OF/1B	R-R	6-3	205	Oro Valley, Ariz. / Ironwood HS
34	Josh Meade	Jr.	1B	L-R	5-11	205	Adelphia, Ga. / John A. Logan College
35	Bobby Hurst	Sr.	RHP	R-R	6-1	190	Redwood City, Calif. / Skyline CC
36	Hank Williams Jr.	R-Jr.	RHP	R-R	6-4	185	St. Peters, Mo. / Meramec CC
37	Tyler Boxwell	Fr.	C	L-R	6-0	180	Litchfield Park, Ariz. / Verrado HS
38	Alex Burridge	So.	C	R-R	6-0	210	Queen Creek, Ariz. / Perry HS
39	Tyler Thomas	Fr.	RHP	R-R	6-6	180	Littleton, Colo. / Columbine HS

Interim Head Coach: 23 Steve Bieser (First Season)

Assistant Coach/Hitting: 25 Dillon Lawson (First season)

Assistant Coach/Pitching: 23 Lance Rhodes (First season)

Volunteer Assistant: 1 Michael Adamson (Second season)

PRONUNCIATION GUIDE

Cole BieserBEE-zuhr
Jason BlumBloom
Tyler MikrutMike-Ret
Luke ShearrowSure-O
Tony ZerrusenZer-uhh-son

ROSTER BREAKDOWN

Total Squad Members34
Seniors7
Juniors10
Transfers5
Sophomores9
Redshirt Freshman2
Freshman6

BREAKDOWN BY STATE

Arizona3
Alex Burridge, Tyler Boxwell, Steven Still	
California1
Bobby Hurst	
Colorado1
Tyler Thomas	
Florida1
Matt Tellor	
Georgia1
Josh Meade	
Illinois7
Brandon Bogetto, Tyler Mikrut, Cody Spanberger, Luke Shearrow, Alex Siddle, Tony Zerrusen, John Logan	
Zink	
Kansas1
Ryan Kendall	
Michigan1
Zack Smith	
Missouri14
Ryan Barnes, Cole Bieser, Jason Blum, Bobby Clark, Skylar Cobb, Clayton Evans, Nolan Fisher, Derek Gibson, Dalton Hewitt, Christian Hull, Andy Lack, Dylan Lynn, Will Spitzfaden, Hank Williams Jr.,	
Ohio1
Trevor Kill	
Oklahoma1
Michael Patman	
Tennessee1
Andy Lennington	



Radio/TV Roster

2 Andy Lennington 6-0/180 • Util. R/R • R-So. Franklin, Tenn. Brentwood Academy	3 Branden Boggetto 5-11/165 • SS R/R • Fr. Joliet, Ill. Providence Catholic HS	4 Clayton Evans 5-10/180 • OF R/R • Fr. Fenton, Mo. Rockwood Summit	5 Nolan Fisher 6-0/190 • 3B R/R • So. Wentzville, Mo. Wentzville Holt	6 Trevor Kill 6-2/180 • RHP R/R • Sr. St. Mary's, Ohio Butler CC	7 Cole Bieser 5-11/185 • OF S/R • Jr. Ste. Genevieve, Mo. Valle Catholic	8 Jason Blum 5-10/175 • OF/INF R/R • R-So. Ste. Genevieve, Mo. Valle Catholic
9 Tyler Mikrut 5-11/190 • OF R/R • Jr. Edwardsville, Ill. El John A. Logan College	11 Dylan Lynn 6-3/205 • RHP R/R • Sr. Campbell, Mo. Campbell	12 Christian Hull 6-1/180 • LHP L/L • Jr. O'Fallon, Mo. Ft. Zumwalt West	13 Andy Lack 5-10/160 • SS R/R • R-Fr. Kennett, Mo. Kennett HS	14 Tony Zerrusen 6-1/190 • RHP R/R • Sr. Teutopolis, Ill. Lakeland CC	15 John Logan Zink 5-11/170 • INF L/L • Jr. Louisville, Ill. Olney Central College	16 Skylar Cobb 5-9/160 • LHP L/L • Jr. Scott City, Mo. Three Rivers CC
17 Ryan Kendall 6-2/205 • LHP L/L • Sr. Overland Park, Kans. Johnson County CC	18 Zack Smith 6-5/220 • LHP L/L • Sr. Grand Rapids, Mich. Lewis & Clark CC	19 Matt Tellor 6-5/205 • 1B S/R • Jr. Sarasota, Fla. Lindenwood Univ.	20 Alex Siddle 6-5/175 • LHP L/R • Fr. Belleville, Ill. Belleville East	21 Alex Winkelman 6-2/172 • LHP L/L • Fr. Crystal City, Mo. Crystal City HS	22 Will Spitzfaden 6-1/175 • LHP L/L • So. St. Louis, Mo. Lindbergh High School	24 Ryan Barnes 6-3/215 • DH/1B L/R • So. St. Louis, Mo. Vianney HS
26 Michael Patman 6-1/205 • INF/RHP R/R • Sr. Stillwater, Okla. Butler CC	27 Derek Gibson 6-3/220 • OF/DH L/R • Jr. Bonne Terre, Mo. North County HS	28 Cody Spanberger 6-4/205 • OF/RHP R/R • So. Granite City, Ill. Granite City High School	40 Dalton Hewitt 5-10/186 • C/RP L/R • R-So. Ballwin, Mo. Vianney HS	41 Bobby Clark 6-3/205 • OF R/R • So. Jackson, Mo. Jackson High School	49 Luke Shearrow 6-4/190 • RHP R/R • R-Jr. Machesney Park, Ill. John A. Logan College	43 Steven Still 6-3/205 • OF/1B R/R • R-Fr. Oro Valley, Ariz. Ironwood High School
44 Josh Meade 6-0/205 • 1B L/R • Jr. Adelphi, Ga. John A. Logan CC	45 Bobby Hurst 6-1/190 • RHP R/R • Sr. Redwood City, Calif. Skyline CC	46 Hank Williams Jr. 6-4/185 • RHP R/R • R-Jr. St. Peters, Mo. Meramec CC	47 Tyler Boxwell 6-0/180 • C L/R • Fr. Litchfield Park, Ariz. Verrado High School	48 Alex Burrige 6-0/210 • C R/R • So. Queen Creek, Ariz. Perry HS	49 Tyler Thomas 6-3/205 • OF/1B R/R • R-Fr. Columbine, Colo. Columbine HS	
93 Steve Bieser Interim Head Coach First Season	95 Dillon Lawson Assistant Coach First Season	10 Lance Rhodes Assistant Coach First Season	11 Michael Adamson Volunteer Assistant Coach Second Season			



2013 Schedule

Ohio Valley Conference



Date	Opponent	Time
February 15	New Orleans	6:30 p.m.
February 16	New Orleans	2:00 p.m.
February 17	New Orleans	1:00 p.m.
February 19	Harris-Stowe	3 p.m.
February 20	Mid-Continent	5 p.m.
February 22	North Dakota State	3 p.m.
February 23	North Dakota State	2 p.m.
February 24	North Dakota State	1 p.m.
February 26	Saint Louis	3 p.m.
March 1	Oral Roberts	3 p.m.
March 2	Oral Roberts	2 p.m.
March 3	Oral Roberts	1 p.m.
March 5	Arkansas-Little Rock	6 p.m.
March 6	Arkansas-Little Rock	3 p.m.
March 8	*Belmont	4 p.m.
March 9	*Belmont	1 p.m.
March 10	*Belmont	1 p.m.
March 12	Creighton	2 p.m.
March 15	*Eastern Kentucky	5 p.m.
March 16	*Eastern Kentucky	2 p.m.
March 17	*Eastern Kentucky	1 p.m.
March 19	Saint Louis	3 p.m.
March 22	*Morehead State	3 p.m.
March 23	*Morehead State	1 p.m.
March 24	*Morehead State	1 p.m.
March 27	Missouri State	3 p.m.
March 28	*UT-Martin	5 p.m.
March 29	*UT-Martin	2 p.m.
March 30	*UT-Martin	1 p.m.
April 2	Arkansas State	6:30 p.m.
April 5	*SIU-Edwardsville	6 p.m.
April 6	*SIU-Edwardsville	1 p.m.
April 7	*SIU-Edwardsville	1 p.m.
April 9	SIU-Carbondale	5 p.m.
April 12	*Austin Peay	5 p.m.
April 13	*Austin Peay	2 p.m.
April 14	*Austin Peay	1 p.m.
April 16	Arkansas State	5 p.m.
April 19	*Eastern Illinois University	3 p.m.
April 20	*Eastern Illinois University	1 p.m.
April 21	*Eastern Illinois University	1 p.m.
April 23	SIU-Carbondale	3 p.m.
April 24	University of Missouri- St. Louis	5 p.m.
April 26	*Jacksonville State University	5 p.m.
April 27	*Jacksonville State University	2 p.m.
April 28	*Jacksonville State University	1 p.m.
April 30	University of Missouri	6 p.m.
May 3	*Murray State	3 p.m.
May 4	*Murray State	2 p.m.
May 5	*Murray State	1 p.m.
May 10	*Tennessee Tech University	5 p.m.
May 11	*Tennessee Tech University	2 p.m.
May 12	*Tennessee Tech University	1 p.m.
May 16	University of Memphis	7 p.m.
May 17	University of Memphis	7 p.m.
May 18	University of Memphis	1 p.m.

Bold- Home Matches/Played at Capaha Field

*- Ohio Valley Conference Games

Non-Conference





Travel Arrangements

NEW ORLEANS SERIES

FEBRUARY 15-17
RAMADA METAIRIE
2713 North Causeway Blvd
New Orleans, La.
Phone: (504) 835-4141



UALR SERIES

MARCH 5-6
La Quinta Inn & Suites
617 South Broadway
Little Rock, Ark.
Phone: (501)-374-9000



BELMONT SERIES

MARCH 8-10
Holiday Inn Express
5566 Franklin Pike Circle
Brentwood, Tenn.
Phone: (615) 221-5001



MOREHEAD STATE SERIES

MARCH 22-24
Comfort Inn and Suites
2650 KY 801 North
Morehead, Ky.
Phone: (606) 780-7378



SIUE SERIES

April 5-7
Holiday Inn Express
2020 Formosa Drive
Troy, Ill.
Phone: (618) 667-9200



EASTER ILLINOIS SERIES

April 19-21
Unique Suites
920 West Lincoln Ave
Charleston, Ill.
Phone: (217) 348-8161



MURRAY STATE SERIES

May 3-5
Quality Inn
1210 N 12th Street
Murray, Ky.
Phone: (270) 759-5910





COACHING STAFF PROFILES

IN THIS SECTION . . .

» Coaching Staff Profiles





Coaches' Profiles

Interim Head Coach Steve Bieser First Season



Steve Bieser enters his first season as interim head coach of the Redhawks in 2013 after serving as an Assistant coach from 2011-12. He was named interim head coach on July 30 after legendary head coach Mark Hogan announced his retirement.

"First of all, I want to thank Dr. Dobbins, Mr. Al-nutt, Mr. Barke and Ms. Gannon," said Bieser. "This is a special opportunity for me to be a head coach at my alma mater. It's been exciting for me to recruit our student-athletes over the last two years and now getting the chance to lead them as a head coach. As far as the program goes, I think the possibilities are unlimited."

Bieser helped lead the Redhawks to their 18th consecutive Ohio Valley Conference Tournament in 2012. Bieser helped mold a Redhawks' pitching staff that ranked third in the OVC in strikeouts with 429.

Bieser coached starting pitcher Shae Simmons, who led the OVC in strikeouts in 2012 with 89 on his way to being named All-OVC Second-Team. Simmons was drafted by the Atlanta Braves in the 26th round of the Major League Baseball Draft.

In 2011, the Redhawks pitching staff ranked third in the Ohio Valley Conference in pitching recording a team ERA of 4.97, as the Redhawks recorded their first earned run average under five since 2007.

The Redhawks team ERA also improved from 2010 as the Southeast hurlers trimmed their team ERA by over

one run. Bieser also mentored two pitchers to Second-Team All-OVC honors in Logan Mahon and Jordan Underwood. Mahon was later drafted by the Colorado Rockies in the 22nd round of the MLB Draft.

Bieser, a native of Ste. Genevieve, Mo. came to Southeast after a very successful campaign as head coach at St. John Vianney High School in St. Louis. In seven seasons at the helm of the Griffins, his team won two state championships in 2004 and 2006. He compiled a record of 137-51.

In 2009, he took over the Danville Dans of the Prospect League. Bieser coached the Dans to the Central League Championship.

Five of his players were selected in the First Year Major League Player Draft (1st, 5th, 21st, 22nd, & 42nd rounds). Over 80 percent of his high school players have gone on to play collegiate baseball with 12 playing at the Division I level, four attaining freshman All-America status and one, former Redhawk Jim Klocke, being named a two-time All-American.

As a player, Bieser graduated from Southeast Missouri State in 1989 and was selected in the 32nd round of the 1989 June Draft by the Philadelphia Phillies.

On April 1, 1997, he made his Major League debut with the New York Mets. He appeared in 47 games as a utility player that year. The following season he signed with the Pittsburgh Pirates and served as a backup catcher and pinch hitter. In 2001, he ended his professional career as a player for the Memphis Redbirds.

Bieser and his wife, Diahann, have a son (Cole) and three daughters, Whitley (18), Briley (15) and Carley (6).

23

Steve
Bieser





Coaches' Profiles

Assistant Coach Dillon Lawson First Season, Transylvania



In the summers of 2010 and 2011 Lawson was a Head Coach at the IMG Baseball Academy Wood Bat League. He was also a pitching instructor for the entire league.

Lawson is a 2007 graduate of Transylvania University with a degree in exercise science. Lawson was a four-year starter for the Pioneers earning All-Conference honors as a junior and senior.

He received his master's degree in education with an emphasis in strength and conditioning from Lindenwood in 2009.

Dillon Lawson is in his first season as an assistant coach for the Redhawks. Lawson will serve as the Southeast hitting coach as well as the team's defensive instructor.

Lawson comes to Southeast after serving as an assistant coach at Morehead State for three seasons. He served as the Eagles hitting and infield coach, junior college recruiter and assisted in their strength and conditioning programs.

In 2012, Lawson helped guide the Eagles to their first winning season in five years. The Eagles also qualified for the OVC Tournament last season.

In 2010 he helped Morehead State rank in the top-10 in NCAA Division I in several offensive categories as a team. Lawson also coached 25 players that ranked in the NCAA Division I in various offensive categories.

Prior to his time at Morehead State, Lawson spent time at Lindenwood University in St. Charles, Mo. from 2007-2009. He helped guide the Lions to back-to-back NAIA Regional Finals.

Lawson coached one NAIA All-American and one Rawlings Gold Glove Award winner.

25

Dillon
Lawson





Coaches' Profiles

Assistant Coach Lance Rhodes First Season, Southeast Missouri



During his time at Southeast Rhodes assisted in fundraising events and assisted in scheduling. He also helped monitor student-athlete academic progress.

Rhodes graduated from Southeast in 2008 with a degree in general studies with an emphasis in physical education. He made 37 appearances for Southeast during two seasons.

The Sikeston, Mo. native received his master's degree in physical education from Emporia State University.

Lance Rhodes is in his first season as an assistant coach for the Redhawks. Rhodes will handle the Southeast pitching staff as well as all aspects of recruiting.

Rhodes, a former pitcher and volunteer assistant coach for the Redhawks returns to Southeast after serving as assistant coach for three seasons at Wabash Valley College in Illinois. He served as the pitching coach for the Warriors as they compiled 95 wins over the last two seasons.


While at Wabash Valley College he helped lead the Warriors to back-to-back Great Rivers Athletic Conference regular season titles. The Warriors also won their first Conference Tournament Championship in 14 years in 2010.

In 2012 Wabash Valley College recorded a record of 48-13 as they ranked as high as third in the NJCAA Division I polls, their highest national ranking in school history. His pitching staff recorded an impressive ERA of 2.78.

He was also the pitching coach for the Quincy Gems of the Prospect League in the summer of 2009. He led the Gems to a Western Division Championship that season with a record of 34-20.

10

Lance
Rhodes





Coaches' Profiles

**Volunteer Assistant Michael Adamson
Second Season, Southeast Missouri**



Michael Adamson is in his second season as a volunteer assistant coach for the Redhawks. Adamson will work with the Redhawk outfielders and also assist with the team's hitting instruction.

Adamson, was a standout outfielder for the Redhawks earning First-Team All-OVC honors in 2011 and Second-Team honors in 2010. As a senior he hit .363 with seven home runs and 38 RBI. Adamson also stole 16 bases in 18 attempts.

Adamson is the Redhawks single-season record holder in at-bats in a season with 237 and hits in a season with 92, both records set in 2010. Adamson also belted 23 doubles in 2010, a number that ranks second in the single-season record books. He also can be found in the career records at Southeast ranking ninth all-time in career batting average at .373.

He also excelled in the classroom being named Cosida First Team Academic All-District in 2011. Adamson was also named to the OVC Commissioner's Honor in 2011.

Adamson graduated from Southeast in 2012 with a degree in education. He is currently working on his master's degree at Greenville College.

1

Michael
Adamson





KFVS BASEBALL WEBCASTS

3/12

CREIGHTON

3/15

EASTERN KENTUCKY

3/28

UT MARTIN

4/9

SIU-CARBONDALE

4/12

AUSTIN PEAY

4/16

ARKANSAS STATE

4/24

UMSL

4/26

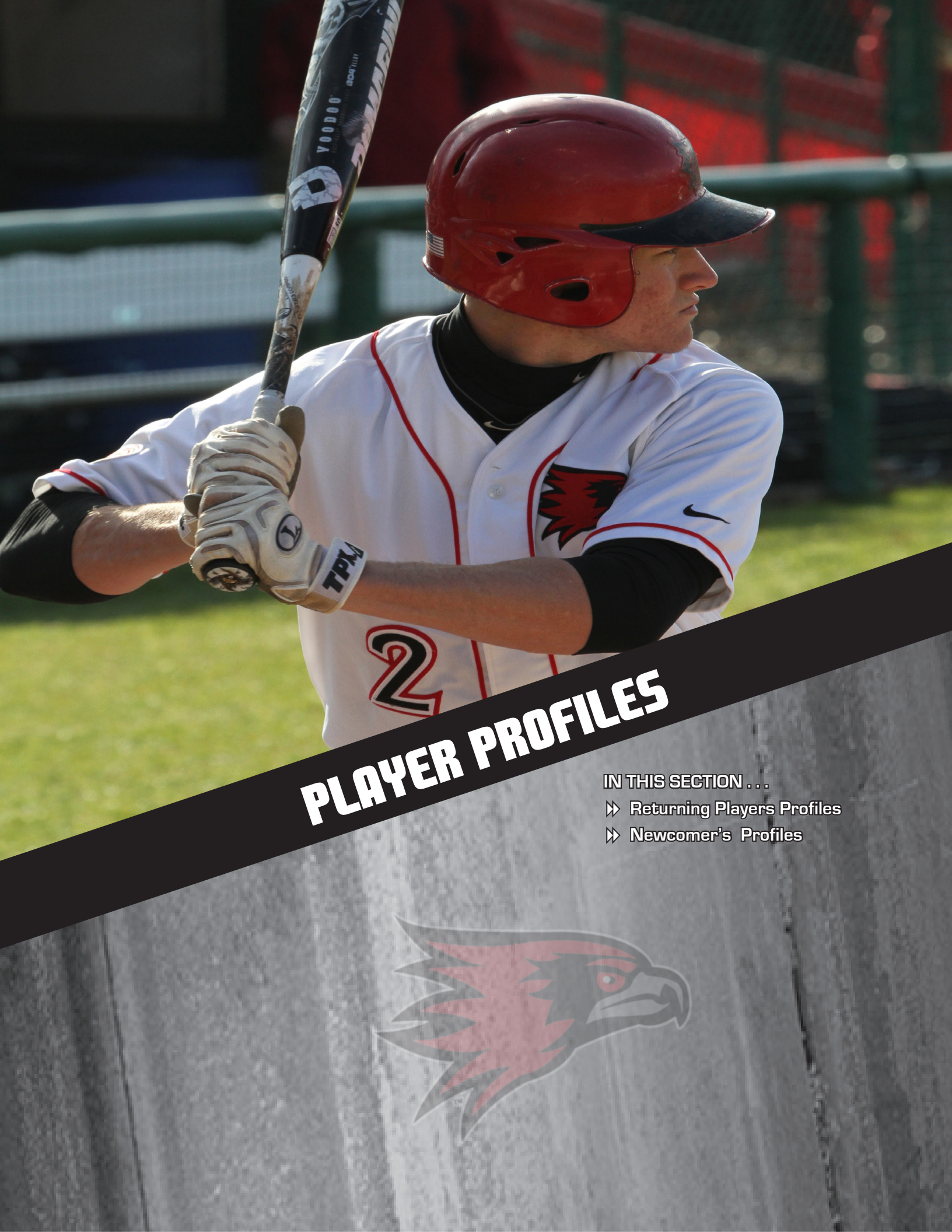
JACKSONVILLE STATE

5/10

TENNESSEE TECH

5/16

MEMPHIS



PLAYER PROFILES

IN THIS SECTION . . .

- » Returning Players Profiles
- » Newcomer's Profiles





Returnee Profiles

Bobby Hurst - Sr.
RHP- R/R - Redwood City, Calif.



2012: Made 12 appearances in his first season for the Redhawks...Recorded two saves on the season with a record of 0-2...Recorded an ERA of 6.60 in 15 innings of work...Recorded 18 strikeouts on the season allowing 15 hits...Recorded three scoreless outings from February 25 to February 29 with seven strikeouts in three innings of work...Recorded his first career save against Hannibal-LaGrange on February 29 recording three strikeouts...Recorded his second career save against UALR on March 13 throwing two innings allowing one hit with three strikeouts.

Skyline Community College: Played two seasons at Skyline Community College.

Prep: Graduate of Carlmont High School...Was a Second-Team All-Conference pick as a senior. Recorded a 4-3 record with a 2.14 ERA as a senior with three saves and 53 strikeouts.

Personal: Son of Joe and Kim Hurst...born on Feb. 15, 1991.

Game-Highs

Innings Pitched: 2.1- IllinoisState (3-3-12)
Strikeouts: 3- Hannibal-LaGrange (2-29-12)
Walks: 4 - (two times)

35

Bobby Hurst



#35 Bobby Hurst's Career Statistics

Year	ERA	W-L	A	GS	CG	SHO	SV	IP	H	R	ER	BB	SO	2B	3B	HR	AB	Avg	WP	HBP	BK	SFA	SHA
2012	6.60	0-2	12	0	0/0	0	2	15.0	15	14	11	19	18	2	0	0	58	.259	2	1	1	1	0
Career	6.60	0-2	12	0	0/0	0	2	15.0	15	14	11	19	18	2	0	0	58	.259	2	1	1	1	0



Returnee Profiles

Trevor Kill - Sr.
RHP - R/R - St. Mary's, Ohio



2012: Made 20 relief appearances in his first season with the Redhawks....Threw 26.2 innings with an ERA of 9.11...Recorded 19 strikeouts and 11 walks... Earned a record of 1-1 with one save...Recorded his first career win against Harris-Stowe on February 21...Notched his first career save against Hannibal-LaGrange on February 28...Recorded 1.2 innings of scoreless relief in his Southeast debut against Dallas Baptist on February 17.

Butler Community College: Played two seasons at Butler CC...Made 16 appearances and four starts... Was 2-4 with a 5.59 Era in 2010 recording three saves...Recorded 29 strikeouts during both season as a Grizzly. ..Excelled in the classroom being named to the Dean's List during the fall of 2010.

Prep: Graduate of Memorial High School...during his senior was named First-Team All-Conference, First-Team All-District and Honorable Mention All-State.

Personal: Son of Mike and Lucie Kill...Born on Nov 4, 1990...Psychology major at Southeast Missouri.

Game-Highs

Innings Pitched: 3 (two times)
Strikeouts: 5- IPFW (2-25-12)
Walks: 2 (three times)

6



#6 Trevor Kill's Career Statistics

Year	ERA	W-L	A	GS	CG	SHO	SV	IP	H	R	ER	BB	SO	2B	3B	HR	AB	Avg	WP	HBP	BK	SFA	SHA
2012	9.11	1-1	20	0	0	0	1	26.2	38	32	27	11	19	10	0	4	116	.328	4	10	1	4	1
Career	9.11	1-1	20	0	0	0	1	26.2	38	32	27	11	19	10	0	4	116	.328	4	10	1	4	1



Returnee Profiles

Dylan Lynn - Sr.
RHP - R/R - Campbell, Mo.



Game-Highs

Innings Pitched: 9 - Tennessee Tech (4-22-12)

Strikeouts: 8 (two times)

Walks: 3 (three times)

Number of Pitches:

2012: Named the Ohio Valley Conference Pitcher of the Week on April 23...Made a team-high 21 appearances including nine starts in his first season with the Redhawks...Sported an impressive 4-1 record on the season with one save...Recorded an ERA of 5.90 in 61 innings pitched...Recorded 48 strikeouts on the season with 30 walks allowing 63 hits...Threw a complete game against Tennessee Tech on April 22 allowing an earned run with a career-high eight strikeouts...Tied a career-high with eight strikeouts against EIU on May 25 in the OVC Tournament...Threw 3.2 scoreless innings in his Southeast debut against Dallas Baptist on February 17...Recorded six strikeouts in four innings of work against Southern Illinois on April 10.

Three Rivers CC: Played one season at Three Rivers Community College...Recorded a 5-4 record on the mound with an Era of 3.70 in 58.1 innings pitched...Recorded 61 strikeouts with only 18 walks.

Prep: 2009 graduate of Campbell High School...Led his team to a 31-8 record during his senior season as his team recorded the most wins in school history...During his high school career he was 14-3 with a 2.96 ERA...Threw 71.1 innings his senior year with 100 knockouts on his way to earning All-Conference Honors...Was 5-1 as a junior with a 3.57 ERA.

Personal: Son of Daniel and the late Me Dina Lynn...Born on May, 2, 1991...Majoring in general studies at Southeast Missouri.

11



#11 Dylan Lynn's Career Statistics

Year	ERA	W-L	A	GS	CG	SHO	SV	IP	H	R	ER	BB	SO	2B	3B	HR	AB	Avg	WP	HBP	BK	SFA	SHA
2012	5.90	4-1	21	7	1	0/0	1	61.0	63	48	40	30	48	13	0	6	231	.273	9	10	0	3	5
Career	5.90	4-1	21	7	1	0/0	1	61.0	63	48	40	30	48	13	0	6	231	.273	9	10	0	3	5



Returnee Profiles

Ryan Kendall - Sr.
LHP - L/L - Overland Park, Kans.



2012: Made 18 appearances and six starts in his first season with the Redhawks...Threw 42.2 innings with a 0-4 record and an ERA of 5.91...Recorded 25 strikeouts allowing 49 hits and 34 runs (28 earned)...Threw a career-high 6.2 innings against Eastern Kentucky on April 6...Made four appearances from April 20 to May 1 not allowing a run...Finished the season allowing only two runs in his final nine appearances.

Johnson County CC: Started one season at Johnson County Community College...Made 24 appearances recording a 2.63 ERA and a Whip of 1.63...Recorded a record of 0-1 holding opponents to a .227 batting average with 23 strikeouts...Appeared in a team-high 20 games.

Prep: Graduate of Blue Valley North High School...Earned Second-Team All-Conference honors as a senior leading his team to a conference title...Also named to Johnson County All-Star Honorable Mention squad.

Personal: Son of Trey and Cindy Kendall...born on June 1, 1990...Majoring in criminal justice at Southeast Missouri.

Game-Highs

Innings Pitched: 6.2- Eastern Kentucky (4-6-12)

Strikeouts: 3 (four times)

Walks: 6- @ New Mexico State (3-17-12)

Number of Pitches:

17



#17 Ryan Kendall's Career Statistics

Year	ERA	W-L	A	GS	CG	SHO	SV	IP	H	R	ER	BB	SO	2B	3B	HR	AB	Avg	WP	HBP	BK	SFA	SHA
2012	5.91	0-4	18	6	0	0/0	0	42.2	49	34	28	26	25	7	1	7	163	.301	8	7	2	4	6
Career	5.91	0-4	18	6	0	0/0	0	42.2	49	34	28	26	25	7	1	7	163	.301	8	7	2	4	6



Returnee Profiles

Michael Patman - Sr.
RHP/INF - R/R - Stillwater, Okla.



2012: Made 14 appearances making two starts in his first season with the Redhawks...Also saw action at first base in three game including one start...Threw 20.1 innings recording a record of 0-4 with an ERA of 10.18...Did not allow an earned run in his last six outings spanning 9.1 innings...Threw a career-high 3.2 innings against Hannibal-LaGrange on February 28.

Butler Community College: Played two seasons at Butler County CC...In 2011 hit .340 with eight home runs and 12 doubles...Also saw time on the mound for the Grizzlies recording a team-high three saves... Helped his team earn a conference championship in 2010.

Prep: 2009 graduate of Stillwater High School... lettered and started three season...Hit .439 during his senior season...Was named Co-Offensive Player of the Year.

Personal: Son of Tom and Deann Patman...Born on Nov 15, 1990...majoring in mechanical engineering at Southeast Missouri.

Game-Highs

Innings Pitched: 3.2- Hannibal La-Grange

Strikeouts: 2 (two times)

Walks: 3 -(two times)

26

Michael
Patman



#26 Michael Patman's Career Statistics

Year	ERA	W-L	A	GS	CG	SO	SV	IP	H	R	ER	BB	SO	2B	3B	HR	AB	Avg	WP	HBP	BK	SFA	SHA
2012	9.74	0-3	14	2	0	0/0	0	20.1	25	27	22	17	7	6	0	1	79	.316	1	3	3	1	4
Career	9.74	0-3	14	2	0	0/0	0	20.1	25	27	22	17	7	6	0	1	79	.316	1	3	3	1	4



Returnee Profiles

Zack Smith - Sr.
LHP - L/L - Grand Rapids, Mich.



Game-Highs

Innings Pitched: 7- @ UT-Martin (4-28-12)

Strikeouts: 6 (two times)

Walks: 5 (two times)

2012: Made 15 appearances with 10 starts in his first season with the Redhawks...Threw 52.1 innings recording an ERA of 7.05 with a record of 2-8... Recorded 26 strikeouts on the season allowing 62 hits...Allowed 46 runs on the season with 41 being earned runs...Recorded his first career win against IPFW on February 26 going four innings allowing a run with six strikeouts...Earned his second career win against UT Martin on April 28 going a career-high seven innings tying a career-high with six strikeouts as he allowed only one run...Threw 5.2 shutout innings against Tennessee Tech on April 21 allowing only two hits.

Lewis and Clark CC: Played one season for the Trailblazers...Was 3-7 in 11 appearances in 2011... Logged 61.2 innings pitched with a 3.64 ERA.... Recorded 63 strikeouts averaging 1.02 per inning.

Grand Rapids CC: Made five appearances throwing seven innings in 2010.

Prep: Graduate of Grand Rapids West Catholic high School...Earned All-conference, All-Area, All-Region, All-district honors during his senior season... Also excelled in football earning All-State honors as a senior and Honorable Mention All-State honors as a junior...Excelled in the classroom as a member of the National honor Society.

Personal: Son of Steven and Kristen Smith...born on March 24, 1991...major in pre medicine at Southeast Missouri.

18



#18 Zack Smith's Career Statistics

Year	ERA	W-L	A	GS	CG	SHO	SV	IP	H	R	ER	BB	SO	2B	3B	HR	AB	Avg	WP	HBP	BK	SFA	SHA
2012	7.05	2-8	15	10	1	0/0	1	52.1	62	46	41	31	26	18	1	4	211	.294	6	10	3	4	3
Career	7.05	2-8	15	10	1	0/0	1	52.1	62	46	41	31	26	18	1	4	211	.294	6	10	3	4	3



Returnee Profiles

Tony Zerrusen - Sr.
RHP - R/R - Teutopolis, Ill



2012: Appeared in 15 contests with two starts in his first season with the Redhawks...Recorded a record of 1-2 with an ERA of 6.35...Allowed 36 hits in 34 innings pitched with 19 strikeouts...Earned a win in his first career start on March 13 against UALR going a career-high five innings with a career-high six strikeouts...Threw two innings of scoreless relief against Arkansas State on March 27...Threw two scoreless innings against SIUE on May 18 allowing only one hit.

Lake Land College: Played at Lake Land College

Prep: Graduate of Teutopolis High School...Started two season at Teutopolis high School...lead the Wooden Shoes to an Elite Eight appearance in high School...Earned All-State honors during his junior season...Also excelled on the basketball court earning All-State honors as a junior.

Personal: Son of Dave and Kris Zerrusen...Born on Oct 18, 1990...Majoring in agricultural business at Southeast Missouri.

Game-Highs

Innings Pitched: 5- UALR (3-13-12)

Strikeouts: 6 UALR (3-13-12)

Walks: 4- Illinois State (3-3-12)

14

Tony Zerrusen



#14 Tony Zerrusen's Career Statistics

Year	ERA	W-L	A	GS	CG	SHO	SV	IP	H	R	ER	BB	SO	2B	3B	HR	AB	Avg	WP	HBP	BK	SFA	SHA
2012	6.35	1-2	15	2	0	0/0	0	34.0	36	29	24	20	19	8	1	3	128	.281	9	3	1	3	7
Career	6.35	1-2	15	2	0	0/0	0	34.0	36	29	24	20	19	8	1	3	128	.281	9	3	1	3	7



Returnee Profiles

Cole Bieser - Jr.
OF - S/R - Ste. Genevieve, Mo



Personal: Born March 29, 1991...Son of Steve and Diahann Bieser...has a Business Communications degree, higher education admin. master's...Enjoys fishing in spare time...Favorite food is hot wings...Favorite MLB player is Derek Jeter...Biggest sports thrill was winning the baseball state championship his senior year...Chose Southeast because both parents graduated from SEMO and because it is close to home...Also recruited by Indiana State, Creighton, and Nebraska-Omaha.

Game-Highs

At-Bats: 5- (5 times)

Runs: 4

Hits: 3- (two times)

RBIs: 2 (four times)

Stolen Bases: 1 - @ Auburn (2-19-10)

2012: Appeared in 54 contests with 48 starts in the outfield...Recorded six doubles on the season with one triple...Finished the season with 17 RBI and 26 runs scored...Recorded 41 hits and 19 walks on the season...Was third on the Redhawks in hit by pitches with eight...Tied for the team lead in sacrifice bunts with five...Was 3-for-5 twice against IPFW on February 24 and at Wright State on March 11...Recorded a career-high four runs against IPFW on February 26.

2011: Played in 34 games and started four games...Had 24 at bats and scored six runs with four hits...Stole three bases...Led the team as a substitution with 30 games...During the game against St. Louis on March 21, had four at-bats, scored a run, had one hit with a walk and batted in a run.

2010: Redshirt

Prep: Played centerfield and second base at Valle Catholic High School under head coach Judd Naeger...Last season, Bieser earned First-Team All-State Coaches Poll, First-Team All-State Media Poll, First-Team All-Conference, KTJJ Dream Team, and Senior Athlete of the Year accolades...Captured Second-Team All-State Coaches Poll and First-Team All-Conference honors as a junior...Also played football and was a First-Team All-Southeast Coaches and Second-Team All-Conference Defensive Back his junior year...Was a scholar athlete his sophomore through senior seasons.

7



#7 Cole Bieser's Career Statistics

Year	Avg	GP-GS	AB	R	H	2B	3B	HR	RBI	TB	SLG%	BB	HBP	SO	GD	OB%	SF	SH	SB-ATT	PO	A	E	FLD%
2011	.167	34-4	24	6	4	0	0	0	1	4	.167	3	1	11	1	.286	0	0	3-3	13	0	0	1.000
2012	.238	54-48	172	26	41	6	1	0	17	49	.285	19	8	59	1	.342	0	5	5-8	140	2	5	.966
Career	.230	88-52	196	32	45	6	1	0	18	53	.251	22	9	70	2	.314	0	5	8-11	153	2	5	.983



Returnee Profiles

Derek Gibson- Jr.
OF/DH - L/R - Bonne Terre, Mo..



2012: Was a First-Team All-Ohio Valley Conference Selection...Was named National Collegiate Baseball Writers Association (NCBWA) National Hitter of the Week and CollegeBaseballInsider.com National Player of the Week on May 2...Named OVC Player of the Week on April 30...Appeared in 49 games with 46 starts...Recorded a 29 game hitting streak from March 13 to April 29...Was third on the Redhawks in hitting with a .338 batting average ranking ninth in the OVC...Recorded 66 hits on the season with 12 doubles a team-high three triples and seven home runs...Recorded 38 RBI and 32 runs scored as he recorded 31 RBI in OVC play ranking third in the league during conference play...Recorded 19 multi-hit contests...Recorded a hit in 41 of his 49 games played...Recorded 10 hits with 13 RBI and six runs scored in a weekend series at UT Martin from April 27-29 recording a career-high four hits in the first and third games of the series...In the first game of the series at UT Martin he tied a school record with three doubles...In the third game of the series he recorded seven RBI with a career-high two home runs...Was 2-for-3 with three RBI and two runs scored at Eastern Illinois on March 31.

2011: Appeared in one game against Southern Illinois on April 26.

2010: Derek served as the backup quarterback on the football team...The Redhawks won a school record nine consecutive games and finished with a final national ranking of 11.

Game-Highs

At-Bats: 6 - @ UT-Martin (4-28-12)

Hits: 4 (two times)

RBI: 7- @ UT_Martin (4-29-12)

Doubles: 3- @ UT-Martin (4-27-12)

Home Runs: 2 @ UT-Martin (4-29-12)

27

Derek Gibson



#27 Derek Gibson’s Career Statistics

Year	Avg	GP	GS	AB	R	H	2B	3B	HR	RBI	TB	SLG%	BB	HBP	SO	GD	PO	B%	SF	SH	SB	ATT	P	A	E	FLD%
2011	.000	1	0	1	0	0	0	0	0	0	0	.000	0	0	1	0	.000	0	0	0	0	0	0	0	.000	
2012	.338	49	46	195	32	66	12	3	7	38	105	.538	7	3	31	6	.371	0	1	0	0	76	2	2	.975	
Career	.338	50	46	196	32	66	12	3	7	38	105	.538	7	3	32	6	.371	0	1	0	0	76	2	2	.975	



Returnee Profiles

Christian Hull - Jr.
LHP - L/L - O'Fallon, Mo.



2012: Made 19 appearances on the mound for the Redhawks (nine starts) including the Opening Day start at Dallas Baptist on Feb 17...Finished the season with a 4-7 record and an ERA of 5.01 ranking second on the Redhawks...Also recorded four saves on the season ranking seventh all-time at Southeast in a single season...Finished the season not allowing a run in his last seven appearances amassing 15.2 scoreless innings...Recorded 61 strikeouts allowing 36 walks...Recorded a career-high eight strikeouts against IPFW on February 24...Threw five innings of relief allowing two hits earning the win against Jacksonville State in the OVC Tournament on May 23.

2011: Made 22 appearances and pitched 18 innings as a true freshman... Recorded an ERA of 5.50 and Recorded one win... Struck out 14 batters and walked 10.

Prep: Christian Hull was a three-year starter for the Jaguars of Zumwalt West...During his prep career, he went 11-3 on the mound with a 1.56 earned run average...He struck out 96 batters in 81.0 innings of work...At the dish, Hull hit .382 with 89 hits, 24 doubles and 65 runs batted in...His senior year he was named to the All-District Team after an impressive 9.38 strikeouts per seven innings...He struck out 46 batters in 34 innings, while hitting .386...As a junior, he went 7-1 with a 1.63 ERA. He hit .382 at the plate, and was named to the All-State Team as an Honorable Mention pick...His on-field stats alone are impressive, but he also was impressive in the

classroom, earning a 3.55 grade point average, making the Honor Roll all eight semesters as a high school student.

Personal: Son of Charles and Dawn Hull...Born on November 12, 1991.

Game-Highs

Innings Pitched: 6 (three times)

Strikeouts: 8- IPFW (2-24-12)

Walks: 4 (two times)

12

Christian Hull



#12 Christian Hull's Career Statistics

Year	ERA	W-L	A	GS	CG	SHO	SV	IP	H	R	ER	BB	SO	2B	3B	HR	AB	Avg	WP	HBP	BK	SFA	SHA
2011	5.50	1-0	22	0	0	0/1	0	18.0	18	12	11	10	14	4	1	0	68	.265	2	3	0	0	3
2012	5.01	4-7	19	9	0	0/0	4	70.0	77	41	39	36	61	12	0	5	275	.280	7	11	0	0	2
Career	5.11	5-7	41	9	0	0/1	4	88.0	95	53	50	46	75	16	1	5	343	.277	9	14	0	0	5



Returnee Profiles

Hank Williams, Jr. - R-Jr.
RHP - R/R - St. Peters, Missouri



2012: Made three appearances in his first season with the Redhawks before suffering a season ending injury...Recorded an ERA of 3.38 in 5.1 innings of work allowing five hits and two runs...Recorded five strikeouts including four against Hannibal-LaGrange on February 29.

Meramec CC: Made eight appearances with garnering a 3-3 record and a 6.94 ERA...Had 15 punchouts in 23 innings pitched in 2011 compiled a 6-4 record in 2010 in 59.1 innings of work... Struck out 56 batters during his first season at Meramec.

Prep: Graduate of Fort Zumwalt South High School...Led his team to a state title during his senior season....Threw a complete game in the state final allowing four runs on six hits with eight strikeouts... Earned First-Team All-State honors as a senior.

Personal: Son of Hank and Alicia Williams...Born on July 7, 1991.

Game-Highs

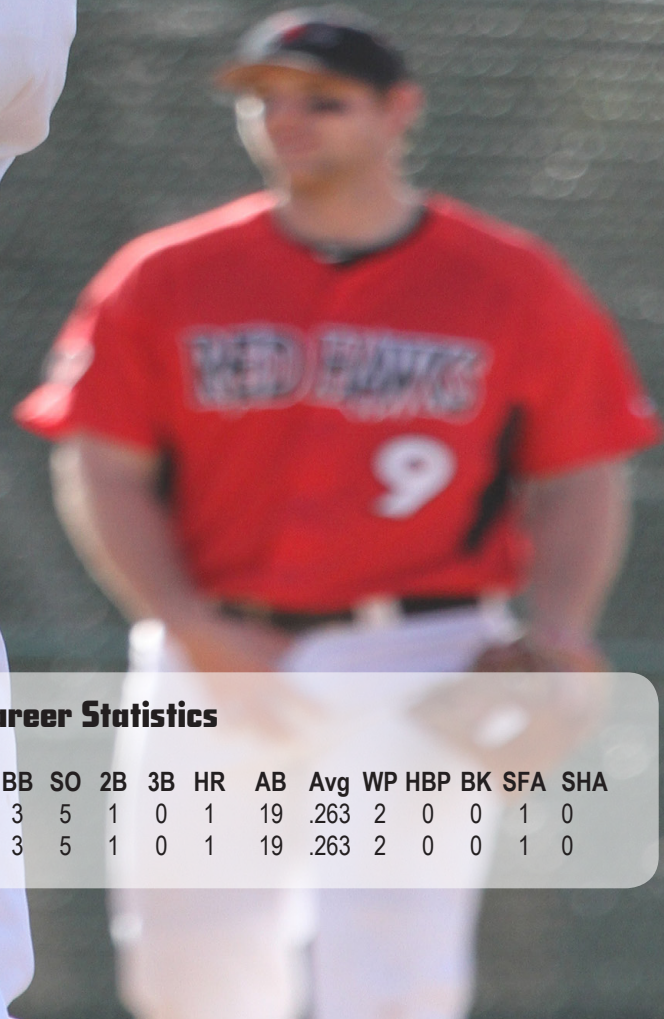
Innings Pitched: 2.2- Hannibal-LaGrang (2-29-12)

Strikeouts: 4- Hannibal-LaGrang (2-29-12)

Walks: 1 (three times)

36

Hank Williams, Jr.



#36 Hank Williams, Jr.'s Career Statistics

Year	ERA	W-L	A	GS	CG	SHO	SV	IP	H	R	ER	BB	SO	2B	3B	HR	AB	Avg	WP	HBP	BK	SFA	SHA
2012	3.38	0-0	3	0	0	0/0	0	5.1	5	2	2	3	5	1	0	1	19	.263	2	0	0	1	0
Career	3.38	0-0	3	0	0	0/0	0	5.1	5	2	2	3	5	1	0	1	19	.263	2	0	0	1	0



Returnee Profiles

John Logan Zink - Jr.
2B/SS - R/R - Louisville, Ill.



Southeast Missouri...Married Southeast softball player Kaitlin Zink on July 7, 2012.

Game-Highs

At-Bats: 5 (two times)

Hits: 2 (three times)

RBI: 2 (three times)

Home Runs: 1 - IPFW (3-26-2012)

Runs: 3- IPFW (2-26-12)

2012: Appeared in 33 games with 16 starts in his first season with the Redhawks...Saw action in the outfield and at second base recording six starts at second base and 10 in right field...Recorded 72 at-bats with 15 hits and 14 runs...Recorded one home run while also adding three doubles and one triple as he finished the season with eight RBI...Recorded his first career home run against IPFW on March 26...Also recorded a career-high three runs in the contest against IPFW on March 26...Was 2-for-3 with two runs scored against Harris-Stowe on February 21...Was 2-for-5 with two RBI and a run scored against New Mexico State on March 17.

Olney Central College: Played one season at Olney Central College...In 124 at-bats in 2011 he hit .298 with eight doubles and 20 RBI's...also scored 26 runs...Excelled in the classroom earning GRAC All-Academic team honors and NJCAA Superior Academic Achievement.

Prep: Graduate of North Clay High School ...During his high school career he blasted 28 home runs with 155 RBI's...during his time at North Clay he hit .425 with 63 doubles and 167 runs scored and 103 stolen bases...also participated in basketball...excelled in the classroom as part of the National Honor Society.

Personal: Son of Johnny and Shelly Zink...born on November 15, 1990...majoring in general studies at

15

John Logan Zink



#15 John Logan Zink’s Career Statistics

Year	Avg	GP	GS	AB	R	H	2B	3B	HR	RBI	TB	SLG%	BB	HBP	SO	GD	PO	B%	SF	SH	SB	ATT	P	A	E	FLD%
2012	.208	33	16	72	14	15	3	1	1	8	23	.319	7	1	24	5	.288	0	3	0	0	30	14	4	.917	
Career	.208	33	16	72	14	15	3	1	1	8	23	.319	7	1	24	5	.288	0	3	0	0	30	14	4	.917	



Returnee Profiles

Ryan Barnes - So.
DH/1B - L/R - St. Louis, Mo.



Game-Highs

At-Bats: 6 - @ Morehead State (3-27-10)

Hits: 4 - @ Eastern Kentucky (4-7-12)

RBI: 3 - Hannibal-LaGrange (2-28-12)

Home Runs: 1 - (Two Times)

2012: Named to the Ohio Valley Conference All-Freshman Team...Appeared in 49 games primarily as a designated hitter with 40 starts...Hit .248 on the season recording four home runs and 24 RBI in 137 at-bats...Also recorded nine doubles on the season and 19 walks...Recorded his first career home run in his first collegiate at-bat at Dallas Baptist on February 17...Recorded a career-high three RBI against Hannibal-LaGrange on February 28 in a contest where he was 3-for-3 with home run...Recorded a career-high four hits against Eastern Kentucky on April 7 going 4-for-5.

Prep: Graduate of St. John Vianney High School in St. Louis...First-Team All-Conference selection and Second-Team All-State honoree during his senior campaign...Was also named to St. Louis dispatch All-Metro team as a senior...Hit .418 with eight home runs and 30 RBI's during senior season leading his team to a Third Place finish in the State Tournament....During his junior season hit .433 with two home runs and 30 RBI's.

Personal: Son of Dan and Chrissy Barnes...born on Aug 12, 1992...Plans on majoring in accounting at Southeast missouri.

24



#24 Ryan Barnes's Career Statistics

Year	Avg	GP-GS	AB	R	H	2B	3B	HR	RBI	TB	SLG%	BB	HBP	SO	GD	OB%	SF	SH	SB-ATT	PO	A	E	FLD%
2012	.248	49-40	145	20	36	9	0	4	24	57	.393	19	1	51	3	.339	0	0	0-0	7	1	0	1.000
Career	.248	49-40	145	20	36	9	0	4	24	57	.393	19	1	51	3	.339	0	0	0-0	7	1	0	1.000



Returnee Profiles

Jason Blum - R- So.
INF - R/R - Ste. Genevieve, Mo.



Game-Highs

At-Bats: 6- @ UT-Martin (4-28-12)

Hits: 3 (three times)

RBI: 4- IPFW (2-25-12)

Home Runs: 1 - IPFW (2-25-12)

Runs: 3- IPFW (2-26-12)

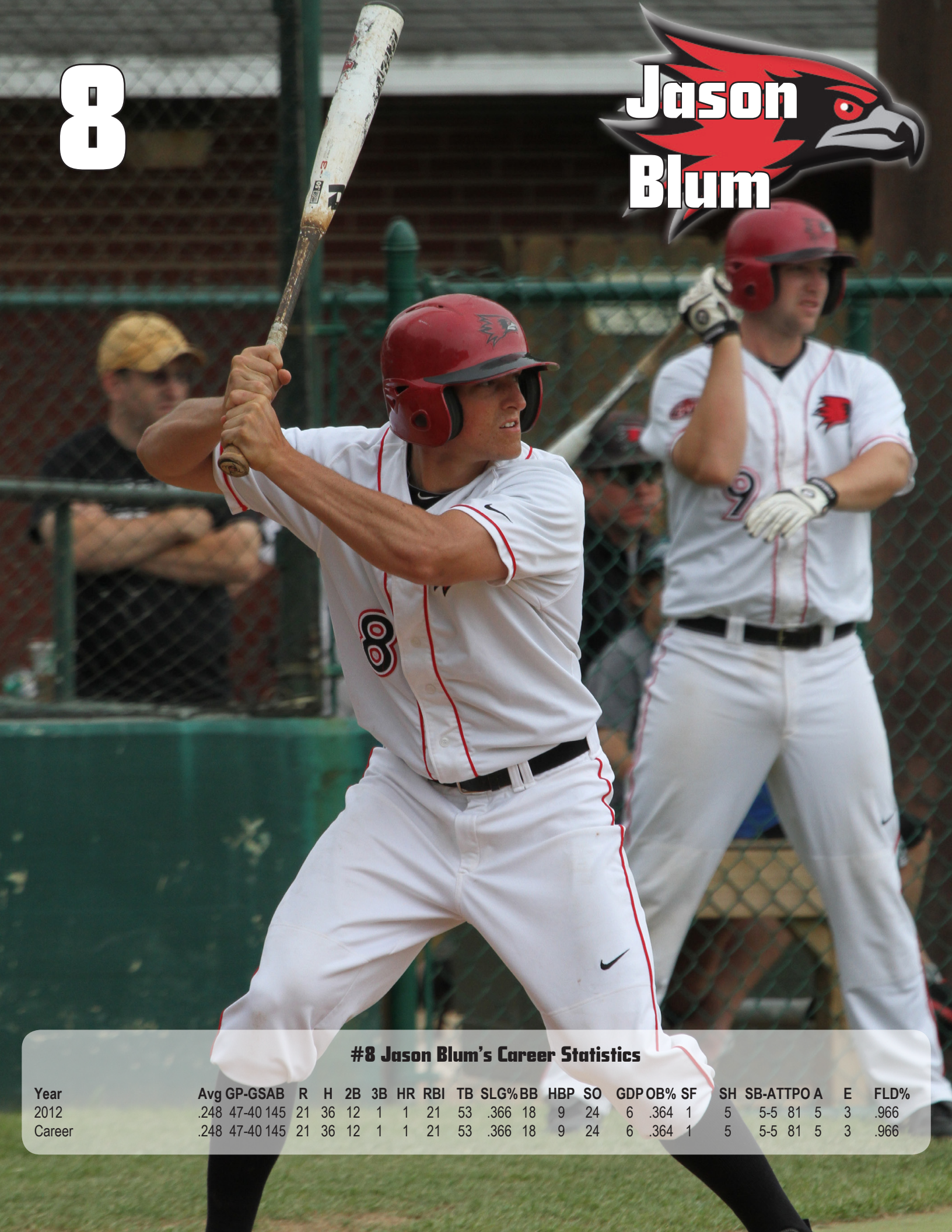
2012: Named to the Ohio Valley Conference All-Freshman Team...Appeared in 47 games with 40 starts...Hit .248 in 145 at-bats with 36 hits including 12 doubles (Third on the Redhawks), and one triple and one home run...Recorded 21 RBI and scored 21 runs...Tied for the team lead in sacrifice bunts with five...Was 5-for-5 in stolen bases ranking second on the Redhawks...Recorded a career-high three hits three times during the season...Had a career day against IPFW on February 25 going 3-for-3 with his first career home run a career-high four RBI...Recorded a career-high three runs against IPFW on February 26...Was 3-for-5 with two RBI and a run scored against Morehead State on April 15.

2011: Redshirt

Prep: Jason was a three-year starter and a four year varsity middle infielder for Valle Catholic... He hit .561 with six home runs to gain All-State honors... He repeated the honors as a junior when he hit .474... He made the All-Conference team as a sophomore when he hit .371 with one home run... He was a part of a State Championship team his junior year, and was in uniform as a freshman when Valle took third place at the State Championships... He was an All-State tight end on the football team, and also lettered in basketball... His parents are Dave and Joann Blum.

Personal: Son of Dave and Joann Blum...Born on November 10, 1991.

8



#8 Jason Blum's Career Statistics

Year	Avg	GP	GS	AB	R	H	2B	3B	HR	RBI	TB	SLG%	BB	HBP	SO	GD	PO	B%	SF	SH	SB	ATT	P	A	E	FLD%
2012	.248	47	40	145	21	36	12	1	1	21	53	.366	18	9	24	6	.364	1		5	5-5	81	5	3	.966	
Career	.248	47	40	145	21	36	12	1	1	21	53	.366	18	9	24	6	.364	1		5	5-5	81	5	3	.966	



Returnee Profiles

Alex Burridge - So.
C - R/R - Queen Creek, Ariz.



2012: Appeared in eight contests with five starts during his freshman campaign...Recorded 21 at-bats...Recorded two runs on the season in back-to-back contests against Morehead State on April 14 and April 15...Recorded his first career hit against Morehead State on April 13...Recorded 36 putouts behind the plate for Southeast.

Prep: Graduate of Perry High School...Led his team to a runner up finish in the 2011 Arizona State Tournament...As a senior earned First-Team All-State, All-Region honors...Was also named Second-Team All-Arizona...Also named to Honorable Mention All-East Valley Tribune Team...Hit .470 with eight home runs and 47 RBI's as a senior...Shined defensively during his senior campaign throwing out 20 runners from behind the plate...Named Pre Season Under Armour All-American during his junior season as he hit .362 with 20 RBI's earning All-Region Honors...Hit .360 as a sophomore with 19 RBI's earning Second-Team All-Region honors.

Personal: Son of Joesph and Elaine Burridge...Born on March 31, 1993...majoring in pre law at Southeast Missouri.

38

Alex Burridge



#38 Alex Burridge's Career Statistics

Year	Avg	GP	GS	AB	R	H	2B	3B	HR	RBI	TB	SLG%	BB	HBP	SO	GD	PO	B%	SF	SH	SB	ATT	P	A	E	FLD%
2012	.048	8-5	21	2	1	0	0	0	0	0	1	.048	0	1	9	2	.091	0		1	0-0	36	7	0	1.000	
Career	.048	8-5	21	2	1	0	0	0	0	0	1	.048	0	1	9	2	.091	0		1	0-0	36	7	0	1.000	



Returnee Profiles

Nolan Fisher - So.
3B- R/R - Wentzville, Mo.



2012: Appeared in 12 contests in his freshman campaign as a pinch runner and third baseman... recorded three at-bats with five runs scored...Made one pinch-hit appearances against UALR on March 14.

Prep: Graduate of Wentzville Holt High School... earned First-Team All-Conference honors as a senior hitting .440 with two home runs and 30 RBI's... Recorded a .539 on base percentage as a senior...Was named Second-Team All-Conference as a junior... Excelled in the classroom recording a 35 composite score of ACT.

Personal: Son of Jeff and Jodi Fischer...Born on May 19, 1993...majoring in pre-med at Southeast Missouri.

Game-Highs

At-Bats: 1 (three times)

Runs: 1 (5 times)

5

Nolan Fisher



#5 Nolan Fisher's Career Statistics

Year	Avg	GP	GS	AB	R	H	2B	3B	HR	RBI	TB	SLG%	BB	HBP	SO	GD	OB%	SF	SH	SB	ATT	P	A	E	FLD%
2012	.000	12	0	3	5	0	0	0	0	0	0	.000	0	0	2	0	.000	0	0	0-0	0	1	1	1	.500
Career	.000	12	0	3	5	0	0	0	0	0	0	.000	0	0	2	0	.000	0	0	0-0	0	1	1	1	.500



Returnee Profiles

Dalton Hewitt - R-So.
RF/C - L/R - Ballwin, Mo.



2012: Appeared in 26 games with nine starts during his redshirt freshman season...Made six starts in the outfield and three starts at catcher...Hit .111 in 36 at-bats with four RBI and 12 runs scored...Also added five walks as he recorded an on-base percentage of .238...Recorded a career-high three runs against IPFW on February 26...Recorded a career-high two RBI and scored a run against UALR on March 13.

2011: Redshirt

Prep: Dalton was a three-year starter for Steve Bieser at Vianney High...He hit .415 with 14 doubles, one triple, and two home runs for the Griffins... He garnered All-State Honors, as well as All-State Honors as a quarterback on the football team...He was a three-time Metro Catholic Conference Honoree... His parents are Todd and Kathy Hewitt...His father is the equipment manager for the University of Southern California...He has two brothers that currently play collegiate football; Travis plays at Arkansas State and Josh plays at Avila University in Kansas City, Mo.

Personal: Son of Todd and Kathy Hewitt...Born on September 3, 1991.

Game-Highs

At-Bats: 4 (three times)

Hits: 1 (four times)

RBI: 2- UALR (3-13-12)

Runs: 3- IPFW (2-26-12)

30



#30 Dalton Hewitt's Career Statistics

Year	Avg	GP	GS	AB	R	H	2B	3B	HR	RBI	TB	SLG%	BB	HBP	SO	GD	PO	B%	SF	SH	SB	ATT	PO	A	E	FLD%
2012	.111	26	9	36	12	4	0	0	0	4	4	.111	5	1	13	0	.238	0	3	0-0	20	3	1	.958		
Career	.111	26	9	36	12	4	0	0	0	4	4	.111	5	1	13	0	.238	0	3	0-0	20	3	1	.958		



Returnee Profiles

Andy Lennington - So.
3B- R/R - Brentwood, Tenn.



2012: Named to the Ohio Valley Conference All-Freshman Team...Appeared in 46 games with 45 starts at five different positions with 16 at first base, two at second base, one at shortstop, 17 in right field and nine in centerfield...Was fourth on the Redhawks in batting average at .289...Was third on the team in runs with 35...Added 55 hits on the season with 12 double tying for third on the team and also added one triple and three home runs...Recorded 32 RBI and an on-base percentage of .341...Recorded 14 multi-hit games with five games with three hits and one game with four hits...Recorded a career-high six RBI going 3-for-5 with two doubles against IPFW on February 26...Recorded a career-high four hits with an RBI and two runs scored against Austin Peay on March 25...Recorded his first career home run against UALR on March 13 finishing the day 3-for-5 with two RBI and a run scored...Was 3-for-5 with two RBI and a run scored against EIU on May 25 in the OVC Tournament...Hit what proved to be a game winning three run home run against EIU on March 31.

2011: Redshirted

Prep: Lennington was named to the All-Region team at Brentwood Academy in Franklin, Tenn. He hit .318 with eight home runs and 32 runs batted in...He also added 11 doubles and three triples...As a junior, he was named to the All-County Team after hitting .370 with three home runs...He drove in 32 runs that year. As a sophomore he hit .344 with 16 RBIs, one home run, six doubles, and one triple...Lennington excelled as a

team member of three Tennessee State Championships, while also holding a 3.6 GPA.

Personal: Son of Wayne and Denise Lennington...Born on September 16, 1991...Majoring in biology.

Game-Highs

At-Bats: 7- @ UT-Martin (3-29-12)

Hits: 4- Austin Peay (3-25-12)

RBI: 6- IPFW (2-26-12)

Home Runs: 1 (three times)

Runs: 4- Austin Peay (3-25-12)

2



Andy Lennington

#2 Andy Lennington's Career Statistics

Year	Avg	GP/S	AB	R	H	2B	3B	HR	RBI	TB	SLG%	BB	HBP	SO	GDPOB%	SF	SH	SB	PO	A	E	FLD%	
2012	.289	46-45	190	35	55	12	0	3	32	76	.400	11	5	36	3	.341	2	0	1-2	188	19	4	.981
Career	.289	46-45	190	35	55	12	0	3	32	76	.400	11	5	36	3	.341	2	0	1-2	188	19	4	.981



Returnee Profiles

**Cody Spanberger - So.
OF/RHP - R/R - Granite City, Ill.**



Game-Highs

At-Bats: 4- IPFW (2-25-12)

Hits: 2 (two times)

Runs: 1 (four times)

Game-Highs

Innings Pitched: 3- Harris-Stowe (2-21-12)

Strikeouts: 2- IPFW (2-24-12)

Walks: 5- @ Arkansas State (3-27-12)

2012: Appeared In 20 games with eight starts between the outfield and designated hitter...Also made 12 appearances on the mound with two starts...Hit .297 in 37 at-bats with 11 hits...Recorded two doubles and four RBI on the season to go along with four runs scored...Threw 15.1 innings on the season recording an ERA of 11.74...Recorded his first career hit against IPFW on February 25...Was 2-for-2 with a run scored against Murray State on May 13...Threw three scoreless innings in his first career start...Opened his career with five scoreless innings pitched...Recorded two strikeouts in an inning of relief against IPFW on February 24.

Prep: Graduate of Granite City High School...letter and started three season in baseball...Hit .408 during his senior season with eight home runs and 35 RBI's... Also recorded 16 doubles during his senior campaign with a .512 on base percentage...Also participated in football.

Personal: Son of Joe and Christina Spanberger...Born on Jan 21, 1993...Undecided on major.

28

Cody Spanberger



#28 Cody Spanberger's Career Statistics

Pitching

Year	ERA	W-L	A	GS	CG	SHO	SV	IP	H	R	ER	BB	SO	2B	3B	HR	AB	Avg	WP	HBP	BK	SFA	SHA
2012	11.74	0-1	12	2	0	0/0	0	15.1	20	23	20	18	7	5	0	1	61	.328	2	9	1	0	0
Career	11.74	0-1	12	2	0	0/0	0	15.1	20	23	20	18	7	5	0	1	61	.328	2	9	1	0	0

Hitting

Year	Avg	GP/S	AB	R	H	2B	3B	HR	RBI	TB	SLG%	BB	HBP	SO	GDPO	B%	SF	SH	SB	PO	A	E	FLD%
2012	.297	20-8	37	4	11	2	0	0	4	13	.351	2	0	14	1	.325	1	0	0-0	3	2	2	.714
Career	.297	20-8	37	4	11	2	0	0	4	13	.351	2	0	14	1	.325	1	0	0-0	3	2	2	.714



Returnee Profiles

Will Spitzfaden - So.
LHP - L/L - St. Louis, Mo.



Game-Highs

Innings Pitched: 7.2- Arkansas State (4-17-12)

Strikeouts: 4 (two times)

Walks: 3 (three times)

2012: Made 12 appearances with five starts in his freshman season...Ranked third on the Redhawks in ERA at 5.89 in 36.2 innings of work...Finished the season with a 2-2 record...Recorded 16 strikeouts and 14 walks...Allowed 33 runs with 24 runs being earned...Earned a win in his first career start against Arkansas State on April 17 going 7.2 innings allowing three runs on six hits...Recorded a career-high four strikeouts in 3.1 innings of work against Murray State on May 12...Threw four innings allowing four hits and one earned run against Jacksonville State in the OVC Tournament opener.

Prep: Graduate of Lindbergh High School...Was a two time All-Conference selection and earned All-District honors as a senior...During his senior season recorded a 4-2 record with a 3.35 ERA in 42 innings pitched...Participated in basketball and football earning All-Conference honors in both sports...Excels in the classroom earning Academic All-State honors in both baseball and football.

Personal: Son of Rich and Kim Spitzfadden...Born on June 30, 1993...Majoring in mathematics education at Southeast Missouri...brother Andrew played baseball at Kansas.

22



#22 Will Spitzfaden's Career Statistics

Year	ERA	W-L	A	GS	CG	SHO	SV	IP	H	R	ER	BB	SO	2B	3B	HR	AB	Avg	WP	HBP	BK	SFA	SHA
2012	5.89	2-2	12	5	0	0/0	0	36.2	46	33	24	14	16	10	1	5	149	.309	3	6	1	2	3
Career	5.89	2-2	12	5	0	0/0	0	36.2	46	33	24	14	16	10	1	5	149	.309	3	6	1	2	3



Returnee Profiles

Bobby Clark - So.
OF - R/R - Jackson, Mo.



2012: Redshirted

Prep: Graduate of Jackson High School... batted .421 with three homeruns, 13 doubles, and 19 RBI in his senior year... Named to the All-Conference, All-Region, All-District, and All-Southeast Missourian teams in 2011... Also named Most Outstanding Athlete in 2011... Batted .333 with two homeruns, seven doubles, and 21 RBI and named to the All-Conference, All-Region, All-District teams his junior year... also played football and basketball in high school... Named to the All-Conference team for football in 2011, 2010, and 2009... All-Region for football in 2011, 2010, and 2009... All-Southeast Missourian for football in 2011 and 2010... Most Outstanding Athlete for football in 2011 and 2010... Named to the All-Conference team for basketball in 2011, 2010, and 2009... All-District for basketball in 2011 and 2010... Sectional MVP in 2010... Most Outstanding Athlete for basketball in 2011 and 2010.

Personal: Son of Ron and Marcia Clark... Born on Aug 18, 1992...Majoring in Accounting at Southeast Missouri.

Andy Lack - R-Fr.
SS - R/R - Kennett, Mo.



2012: Redshirted

Prep: Earned First-Team All-SEMO Conference honors as a senior...Finished the season 5-2 on the mound with a 2.00 ERA...Tallied a team-high 63 strikeouts leading his team to a 25-3 record...Hit .411 as a senior with three triples and 18 runs batted in, while scoring 29 runs...As a junior was named to the Bootheel All- Conference and All-District teams, after hitting .420 in 81 at-bats. He had 34 hits, 22 runs batted in, seven doubles, one triple and two home runs.

Personal: Son of Jeff and Julie Lack...Born on March 9, 1993...Majoring in business finance at Southeast Missouri.



Returnee Profiles

Steven Still - R-Fr.
OF/INF - R/R - Oro Valley, Ariz.



2012: Redshirted

Prep: Graduate of Ironwood Ridge High School... Batted .320 with eight homeruns and 32 RBI during his senior season... Named to the All-Tucson, All-Region, and Second-Team All-State... Led his team to the Semi Finals of the State Championship in both 2011 and 2009... Named to the All-Tucson and All-Region team during his junior year after batting .374 with two homeruns and 30 RBI... Named to the All-Region team during his sophomore year after batting .350 with one homerun and 22 RBI... Also played two seasons of football at Ironwood Ridge.

Personal: Son of Scott and Rita Still... Born on October 6, 1992... Majoring international business at Southeast Missouri.



Newcomer's Profiles

Josh Meade - Jr.
1B - L/R - Adelphia, Ga.



Before Southeast: Attended John A. Logan College...Member of Region 24 Champions and GRAC Championship teams...Recorded three home runs and 26 RBI in 2012...Also excelled in classroom as member of the Dean's List.

Prep: First-Team All-state and All-Conference selection at Hayward High School...Member of Rawlings All-Region Team...Also a Perfect Game National Showcase Invitee.

Personal: Son of Paul and Michelle Meade...Born on April 13, 1991...Majoring in sports management at Southeast Missouri.

Tyler Mikrut - So.
OF - R/R - Edwardsville, Ill.



Before Southeast: Played at John A. Logan CC in Carterville, Ill...Led his team to a pair of Region 24 Championships as well as a conference Championship in 2012...As a freshman he hit .280 with eight home runs while recording a slugging percentage of .517.

Prep: 2010 graduate of Edwardsville High School...Earned First-Team All-Conference Honors...During his senior campaign he hit .391 with 10 home runs.

Personal: Son of Anthony Mikrut and Gina DeSanto...Born on May 6, 1992...Plans on majoring in business.

Luke Shearrow - R-Jr.
RHP - R/R - Machesney Park, Ill.



Before Southeast: Played at John A. Logan College...Recorded a 5-5 record in 14 starts in 2012...Threw 79 innings with an ERA of 3.42 with 70 strikeouts...Helped team to Region 24 Championship and GRAC title.

Prep: Graduate of Boylan Catholic High School...Was a four-year starter on the baseball team and participated in football, basketball, and baseball.

Matt Teller - Jr.
1B - S/R - St. Louis, Mo.



Before Southeast: Attended Lindenwood University for two seasons...Recorded nine home runs and 58 RBI with the Lions...2012 Prospect League Player of the Year and Co-Top Prospect...He also garnered All-Star Game MVP honors...Recorded 18 homers and 66 RBI...Also named the fourth best prospect in the League by Baseball America.

Prep: All-Area Honorable Mention at Venice High School.

Personal: Son of Laura and Dan Teller...Majoring in business administration at Southeast Missouri.



Newcomer's Profiles

Branden Bogetto - Fr.
INF - R/R - Joliet, Ill.



Prep: Graduate of Providence Catholic High School in Joliet, Ill. ...Two-year starter and letter winner...Helped his team to a Runner-up finish at the State Tournament as a junior...Helped his team win a Regional Championship as a senior.

Personal: Son of Brad and Michelle Bogetto...Born on Nov 10, 1993...Undecided on a major at Southeast Missouri.

Tyler Boxwell - Fr.
C - L/R - Litchfield Park, Ariz.



Prep: All-State, All-Region and All-Division First-Team Selection at Verrado High School.....VHS Most Valuable Player as a senior and junior and was a Member of USSSA National Championship team as a sophomore...Finished high school career with a .376 batting average and a .506 on-base percentage...Member of the basketball team...Also excels in the classroom as a member of the National Honor Society.

Personal: Son of Dwayne and Stephanie Boxwell...Born on Dec 2, 1993...Majoring in business finance at Southeast Missouri.

Clayton Evans - Fr.
OF - R/R - Fenton, Mo.



Prep: Graduate of Rockwood Summit High School...Was a three-year starter as he lead his team to a State Championship...Named First-Team All-State, All-Metro and All-Conference...Named Most Valuable Player of the State Tournament...Awarded with the Player of the Game Honor in the State Tournament semi-finals...Hit .442 as a senior with an on-base percentage of .504...Also recorded 46 hits with 16 RBI with 29 runs scored and 17 stolen bases.

Personal: Son of Scott and Tracy Evans...Born on June 18, 1994...Majoring in construction management at Southeast Missouri.

Alex Siddle - Fr.
RHP - R/R - Belleville, Ill.



Prep: All-Conference performer at Belleville East High School...Recorded an 11-5 record on the mound and also recorded 58 RBI...As a junior he was named the top pitching prospect in St. Louis area...Member of the basketball team.

Personal: Son of Ron and Cynthia Siddle...Born on November 19, 1993...Siblings attend Greenville College and compete in baseball (Ryan) and cross country (Erica)...Majoring in criminal justice and psychology at Southeast Missouri.



Newcomer's Profiles

Tyler Thomas - So.
RHP - R/R - Littleton, Colo.



Prep: First-Team All-Conference selection at Columbine High School...Sported a 7-3 record with an ERA of 2.61 as a senior...recording 56 strikeouts and only issuing 12 walks...Member of State Championship football team as a senior...Also excels in the classroom as First-Team Academic All-State selection.

Personal: Son of Rick and Linda Thomas...Born on October 24, 1993...Majoring in mechanical engineering at Southeast Missouri.

Alex Winkelman - Fr.
LHP - L/L - Crystal City, Mo.



Prep: First-Team All-State Pitcher and Conference Player of the Year at Crystal City High School...JCC small schools Player of the Year...KJFF Dream Team Player of the Year...As a junior recorded a 7-2 record and a 1.30 ERA with 111 strikeouts in 56 innings with only 12 walks...Won a State Championship in 2010...Also excels in the classroom as a member of the National Honor Society.

Personal: Son of John and Kelly Winkelman...Born on February 8, 1994...Majoring in Criminal Justice at Southeast Missouri.

Skylar Cobb - Jr.
LHP - L/L - Scott City, Mo.



Before Southeast: Played at Three Rivers Community College...In two seasons he recorded 71.1 innings pitched with an ERA of 4.55...Also recorded 77 strikeouts and five saves.

Prep: All-State, All-Conference and All-District selection at Scott City High School...Conference Player of the Year as a senior as well as Southeast Missourian and Standard Democrat Player of the Year...Helped the Rams to four conference titles and one state title...Also a standout basketball player as All-State and All-Region performer...Also a state qualifier in cross country.

Personal: Son of Harold and Mary Cobb...Born on December 12, 1991...Majoring in exercise science at Southeast Missouri.



2012 SEASON REVIEW

IN THIS SECTION . . .

» 2012 Season Review





2012 Season Review



Southeast Missouri Baseball Overall Statistics for Southeast Missouri (as of Feb 01, 2013) (All games Sorted by Batting avg)



Record: 23-36 Home: 15-16 Away: 6-18 Neutral: 2-2 OVC: 12-15

Player	avg	gp-gs	ab	r	h	2b	3b	hr	rbi	tb	slg%	bb	hp	so	gdp	ob%	sf	sh	sb-att	po	a	e	fld%
9 MOSES, Trenton	.408	59-59	213	58	87	16	1	19	61	162	.761	42	18	37	8	.531	4	0	3-3	54	118	12	.935
4 PARMLEY, Kenton	.363	58-58	245	58	89	13	1	13	40	143	.584	27	8	24	2	.440	2	0	13-16	110	140	16	.940
27 GIBSON, Derek	.338	49-46	195	32	66	12	3	7	38	105	.538	7	3	31	6	.371	0	1	0-0	76	2	2	.975
2 LENNINGTON, Andy	.289	46-45	190	35	55	12	0	3	32	76	.400	11	5	36	3	.341	2	0	1-2	188	19	4	.981
20 CAMPBELL, Kody	.280	59-58	214	30	60	8	1	8	40	94	.439	41	1	34	4	.395	2	0	2-3	370	31	6	.985
24 BARNES, Ryan	.248	49-40	145	20	36	9	0	4	24	57	.393	19	1	51	3	.339	0	0	0-0	7	1	0	1.000
8 BLUM, Jason	.248	47-40	145	21	36	12	1	1	21	53	.366	18	9	24	6	.364	1	5	5-5	81	5	3	.966
7 BIESER, Cole	.238	54-48	172	26	41	6	1	0	17	49	.285	19	8	59	1	.342	0	5	5-8	140	2	5	.966
13 HEON, Taylor	.211	54-51	185	28	39	3	2	2	21	52	.281	26	4	30	9	.321	0	2	1-1	85	134	7	.969

28 SPANBERGER, Cody	.297	20-8	37	4	11	2	0	0	4	13	.351	2	0	14	1	.325	1	0	0-0	3	2	2	.714
37 BLAIR, Shane	.220	30-18	59	10	13	1	1	2	8	22	.373	7	4	22	0	.343	0	3	0-0	121	13	2	.985
11 TIERNEY, Jesse	.220	33-29	100	9	22	2	0	1	17	27	.270	16	2	15	2	.328	4	0	0-1	162	19	1	.995
15 ZINK, John Logan	.208	33-16	72	14	15	3	1	1	8	23	.319	7	1	24	5	.288	0	3	0-0	30	14	4	.917
10 HEWITT, Dalton	.111	26-9	36	12	4	0	0	0	4	4	.111	5	1	13	0	.238	0	3	0-0	20	3	1	.958
38 BURRIDGE, Alex	.048	8-5	21	2	1	0	0	0	0	1	.048	0	1	9	2	.091	0	1	0-0	36	7	0	1.000
26 PATMAN, Michael	.000	3-1	4	1	0	0	0	0	0	0	.000	1	0	4	0	.200	0	0	0-0	15	9	1	.960
5 FISHER, Nolan	.000	12-0	3	5	0	0	0	0	0	0	.000	0	0	2	0	.000	0	0	0-0	0	1	1	.500
Totals	.282	59	2036	365	575	99	12	61	335	881	.433	248	66	429	52	.376	16	23	30-39	1521	590	73	.967
Opponents	.292	59	1992	427	581	117	6	43	379	839	.421	309	91	385	39	.405	30	44	46-65	1527	539	76	.965

LOB - Team (498), Opp (518). DPs turned - Team (45), Opp (57). CI - Team (0), Opp (1). IBB - Team (13), MOSES, T. 9, BARNES, R. 1, GIBSON, D. 1, HEON, T. 1, PARMLEY, K. 1, Opp (5). Picked off - LENNINGTON 3, MOSES, T. 1, BLUM, J. 1, BIESER, C. 1, GIBSON, D. 1.

(All games Sorted by Earned run avg)

Player	era	w-l	app	gs	cg	sho	sv	ip	h	r	er	bb	so	2b	3b	hr	b/avg	wp	hp	bk	sfa	sha
21 SIMMONS, Shae	4.50	7-4	15	15	0	0/0	0	82.0	88	47	41	52	89	15	2	2	.275	12	10	0	2	7
14 HULL, Christian	5.01	4-7	19	9	0	0/0	4	70.0	77	41	39	36	61	12	0	5	.280	7	11	0	0	2
19 LYNN, Dylan	5.90	4-1	21	7	1	0/0	1	61.0	63	48	40	30	48	13	0	6	.273	9	10	0	3	5
18 SMITH, Zack	7.05	2-8	15	10	1	0/0	1	52.1	62	46	41	31	26	18	1	4	.294	6	10	3	4	3

36 WILLIAMS, Hank Jr.	3.38	0-0	3	0	0	0/0	0	5.1	5	2	2	3	5	1	0	1	.263	2	0	0	1	0
22 SPITZFADEN, Will	5.89	2-2	12	5	0	0/0	0	36.2	46	33	24	14	16	10	1	5	.309	3	6	1	2	3
17 KENDALL, Ryan	5.91	0-4	18	6	0	0/0	0	42.2	49	34	28	26	25	7	1	7	.301	8	7	2	4	6
12 ZERRUSEN, Tony	6.35	1-2	15	2	0	0/0	0	34.0	36	29	24	20	19	8	1	3	.281	9	3	1	3	7
35 HURST, Bobby	6.60	0-2	12	0	0	0/0	2	15.0	15	14	11	19	18	2	0	0	.259	2	1	1	1	0
16 PRICKETT, Ryan	6.68	2-1	21	0	0	0/0	3	31.0	40	30	23	22	35	6	0	1	.325	9	2	1	3	6
6 KILL, Trevor	9.11	1-1	20	0	0	0/0	1	26.2	38	32	27	11	19	10	0	4	.328	4	10	1	4	1
26 PATMAN, Michael	9.74	0-3	14	2	0	0/0	0	20.1	25	27	22	17	7	6	0	1	.316	1	3	3	1	4
23 DAVIS, Grant	10.43	0-0	11	1	0	0/0	0	14.2	17	21	17	10	10	4	0	3	.288	2	9	1	2	0
28 SPANBERGER, Cody	11.74	0-1	12	2	0	0/0	0	15.1	20	23	20	18	7	5	0	1	.328	2	9	1	0	0
Totals	6.37	23-36	59	59	2	0/0	12	507.0	581	427	359	309	385	117	6	43	.292	76	91	15	30	44
Opponents	5.29	36-23	59	59	2	3/3	17	509.0	575	365	299	248	429	99	12	61	.282	33	66	11	16	23

PB - Team (23), CAMPBELL, K. 7, TIERNEY, J. 5, BURRIDGE, A. 4, BARNES, R. 3, BLAIR, S. 2, HEWITT, D. 2, Opp (11). Pickoffs - Team (10), KENDALL, R. 2, TIERNEY, J. 1, ZERRUSEN, T. 1, SPITZFADEN 1, SMITH, Z. 1, PATMAN, M. 1, LYNN, D. 1, HULL, C. 1, KILL, T. 1, Opp (7). SBA/ATT - TIERNEY, J. (15-23), BLAIR, S. (13-18), CAMPBELL, K. (12-12), HULL, C. (10-12), SIMMONS, S. (6-8), LYNN, D. (5-7), SMITH, Z. (4-7), KENDALL, R. (6-7), PRICKETT, R. (2-5), BURRIDGE, A. (4-5), HEWITT, D. (2-4), PATMAN, M. (2-4), ZERRUSEN, T. (2-3), KILL, T. (3-3), SPANBERGER (1-2), DAVIS, G. (2-2), SPITZFADEN (1-2), HURST, B. (1-2), WILLIAMS, H. (1-1).



2012 Season Review



Southeast Missouri Baseball Conference statistics for Southeast Missouri (as of Feb 01, 2013) (OVC games only Sorted by Batting avg)



Record: 12-15 Home: 7-8 Away: 5-7 OVC: 12-15

Player	avg	gp-gs	ab	r	h	2b	3b	hr	rbi	tb	slg%	bb	hp	so	gdp	ob%	sf	sh	sb-att	po	a	e	fld%
9 MOSES, Trenton	.389	27-27	95	30	37	8	0	8	21	69	.726	24	8	14	4	.539	1	0	1-1	25	62	3	.967
4 PARMLEY, Kenton	.345	27-27	113	30	39	5	1	7	22	67	.593	15	6	9	1	.444	1	0	9-11	51	60	6	.949
27 GIBSON, Derek	.339	25-25	112	19	38	7	2	5	31	64	.571	3	1	14	5	.362	0	1	0-0	43	1	1	.978
20 CAMPBELL, Kody	.287	27-27	101	15	29	6	1	4	23	49	.485	18	0	15	2	.392	1	0	1-1	178	15	0	1.000
24 BARNES, Ryan	.265	25-19	68	10	18	5	0	1	10	26	.382	8	1	22	0	.351	0	0	0-0	1	0	0	1.000
13 HEON, Taylor	.207	26-24	87	14	18	1	2	2	12	29	.333	11	2	16	6	.310	0	1	0-0	39	59	5	.951
7 BIESER, Cole	.176	24-19	68	9	12	1	0	0	6	13	.191	5	3	25	1	.263	0	3	2-2	62	1	0	1.000

28 SPANBERGER, Cody	.381	13-4	21	3	8	1	0	0	3	9	.429	1	0	7	0	.391	1	0	0-0	1	0	1	.500
37 BLAIR, Shane	.300	10-7	20	3	6	0	1	0	2	8	.400	1	4	3	0	.440	0	0	0-0	39	5	0	1.000
8 BLUM, Jason	.274	20-19	73	9	20	9	0	0	11	29	.397	8	4	10	1	.376	0	1	3-3	42	3	1	.978
2 LENNINGTON, Andy	.253	18-18	83	15	21	5	0	2	11	32	.386	4	1	16	0	.295	0	0	0-1	72	10	3	.965
11 TIERNEY, Jesse	.217	20-17	60	7	13	2	0	1	9	18	.300	10	0	11	2	.315	3	0	0-1	92	9	0	1.000
15 ZINK, John Logan	.100	8-5	20	3	2	0	1	0	2	4	.200	1	0	8	2	.143	0	1	0-0	9	4	3	.813
38 BURRIDGE, Alex	.056	7-4	18	2	1	0	0	0	0	1	.056	0	1	6	2	.105	0	1	0-0	30	4	0	1.000
10 HEWITT, Dalton	.000	8-0	7	1	0	0	0	0	0	0	.000	0	0	4	0	.000	0	1	0-0	5	2	0	1.000
26 PATMAN, Michael	.000	2-1	4	1	0	0	0	0	0	0	.000	1	0	4	0	.200	0	0	0-0	12	3	1	.938
5 FISHER, Nolan	.000	5-0	1	3	0	0	0	0	0	0	.000	0	0	1	0	.000	0	0	0-0	0	1	0	1.000
Totals	.276	27	951	174	262	50	8	30	163	418	.440	110	31	185	26	.367	7	9	16-20	708	277	26	.974
Opponents	.292	27	928	182	271	60	3	21	167	400	.431	124	41	170	12	.395	11	23	15-24	708	240	39	.960

LOB - Team (227), Opp (237). DPs turned - Team (17), Opp (27). CI - Team (0), Opp (1). IBB - Team (10), MOSES, T. 8, PARMLEY, K. 1, HEON, T. 1, Opp (3). Picked off - BLUM, J. 1.

(OVC games only Sorted by Earned run avg)

Player	era	w-l	app	gs	cg	sho	sv	ip	h	r	er	bb	so	2b	3b	hr	b/avg	wp	hp	bk	sfa	sha
21 SIMMONS, Shae	4.50	6-1	9	9	0	0/0	0	52.0	62	32	26	31	60	10	2	1	.295	6	7	0	1	6

26 PATMAN, Michael	0.00	0-0	5	0	0	0/0	0	5.2	4	0	0	1	0	0	0	0	.211	0	0	0	0	1
22 SPITZFADEN, Will	3.86	1-0	3	1	0	0/0	0	9.1	8	6	4	3	5	2	0	1	.235	1	1	0	1	1
16 PRICKETT, Ryan	4.91	1-1	10	0	0	0/0	1	14.2	19	9	8	5	14	3	0	0	.317	4	1	0	1	1
14 HULL, Christian	5.59	1-5	11	4	0	0/0	3	38.2	48	24	24	19	28	10	0	4	.314	5	7	0	0	1
18 SMITH, Zack	6.21	1-2	7	4	0	0/0	1	29.0	27	21	20	15	12	11	0	3	.239	4	7	2	1	1
23 DAVIS, Grant	6.23	0-0	5	0	0	0/0	0	4.1	4	3	3	2	2	1	0	1	.250	2	1	0	1	0
17 KENDALL, Ryan	6.39	0-3	10	4	0	0/0	0	25.1	29	24	18	13	13	4	1	6	.299	3	5	1	2	5
19 LYNN, Dylan	6.54	2-0	9	4	1	0/0	0	31.2	33	25	23	18	23	8	0	2	.275	3	8	0	1	3
12 ZERRUSEN, Tony	8.04	0-2	7	1	0	0/0	0	15.2	19	18	14	8	7	6	0	1	.317	7	2	1	2	4
35 HURST, Bobby	13.50	0-0	2	0	0	0/0	0	2.0	3	6	3	6	2	0	0	0	.300	0	0	0	0	0
6 KILL, Trevor	16.43	0-1	8	0	0	0/0	0	7.2	15	14	14	3	4	5	0	2	.417	2	2	0	1	0
Totals	5.99	12-15	27	27	1	0/0	5	236.0	271	182	157	124	170	60	3	21	.292	37	41	4	11	23
Opponents	5.15	15-12	27	27	1	1/1	8	236.0	262	174	135	110	185	50	8	30	.276	13	31	4	7	9

PB - Team (8), BURRIDGE, A. 3, TIERNEY, J. 3, BLAIR, S. 1, CAMPBELL, K. 1, Opp (2). Pickoffs - Team (7), KENDALL, R. 2, HULL, C. 1, SMITH, Z. 1, LYNN, D. 1, ZERRUSEN, T. 1, TIERNEY, J. 1, Opp (1). SBA/ATT - TIERNEY, J. (5-9), HULL, C. (5-7), BLAIR, S. (6-7), SIMMONS, S. (4-5), BURRIDGE, A. (4-5), KENDALL, R. (4-5), LYNN, D. (1-2), DAVIS, G. (1-1), SMITH, Z. (0-1), SPITZFADEN (0-1), ZERRUSEN, T. (0-1), PRICKETT, R. (0-1), HEWITT, D. (0-1).



2012 Season Review



Southeast Missouri Baseball Game Results for Southeast Missouri (as of Feb 01, 2013) (All games)



Date	Opponent	Score	Inns	Overall	OVC	Pitcher of record	Attend	Time
02-17-12	at #33 Dallas Baptist-1	L 6-7	9	0-1-0	0-0-0	HURST, B. (L 0-1)	528	3:32
02-17-12	at #33 Dallas Baptist-2	L 2-3	9	0-2-0	0-0-0	SIMMONS, S. (L 0-1)	302	2:57
02-18-12	at #33 Dallas Baptist	L 1-3	6	0-3-0	0-0-0	SMITH, Z. (L 0-1)	190	1:30
02-21-12	HARRIS-STOWE	w 8-6	9	1-3-0	0-0-0	KILL, T. (W 1-0)	622	2:44
02-24-12	IPFW	w 7-1	9	2-3-0	0-0-0	HULL, C. (W 1-0)	295	2:49
02-25-12	IPFW	L 4-6	9	2-4-0	0-0-0	PATMAN, M. (L 0-1)	410	2:47
02-26-12	IPFW	w 26-7	7	3-4-0	0-0-0	SMITH, Z. (W 1-0)	392	3:00
02-28-12	HANNIBAL-LAGRANGE	w 13-6	9	4-4-0	0-0-0	PRICKETT, R. (W 1-0)	280	2:41
02-29-12	HANNIBAL-LAGRANGE	w 6-5	9	5-4-0	0-0-0	LYNN, D. (W 1-0)	248	3:05
03-03-12	ILLINOIS STATE-1	L 2-8	9	5-5-0	0-0-0	HULL, C. (L 1-1)	530	3:01
03-03-12	ILLINOIS STATE-2	L 11-13	(10)	5-6-0	0-0-0	HURST, B. (L 0-2)	550	4:00
03-04-12	ILLINOIS STATE	L 4-14	9	5-7-0	0-0-0	SMITH, Z. (L 1-2)	255	2:57
03-06-12	SAINT LOUIS	L 11-22	9	5-8-0	0-0-0	PATMAN, M. (L 0-2)	220	3:23
03-09-12	at Wright State	w 10-7	9	6-8-0	0-0-0	HULL, C. (W 2-1)	238	3:13
03-10-12	at Wright State	L 0-2	9	6-9-0	0-0-0	SIMMONS, S. (L 0-2)	359	2:09
03-11-12	at Wright State	L 5-6	9	6-10-0	0-0-0	SMITH, Z. (L 1-3)	410	2:46
03-13-12	UALR	w 10-7	9	7-10-0	0-0-0	ZERRUSEN, T. (W 1-0)	334	2:55
03-14-12	UALR	L 2-16	7	7-11-0	0-0-0	SMITH, Z. (L 1-4)	274	2:58
03-16-12	at New Mexico State	L 1-9	9	7-12-0	0-0-0	HULL, C. (L 2-2)	202	2:29
03-17-12	at New Mexico State-1	L 7-23	9	7-13-0	0-0-0	SIMMONS, S. (L 0-3)	-	3:16
03-17-12	at New Mexico State-2	L 6-8	9	7-14-0	0-0-0	KENDALL, R. (L 0-1)	198	2:59
03-20-12	MISSOURI STATE	L 1-8	9	7-15-0	0-0-0	PATMAN, M. (L 0-3)	428	2:26
* 03-23-12	AUSTIN PEAY	L 5-8	9	7-16-0	0-1-0	HULL, C. (L 2-3)	298	3:02
* 03-24-12	AUSTIN PEAY	L 2-5	9	7-17-0	0-2-0	SIMMONS, S. (L 0-4)	728	3:13
* 03-25-12	AUSTIN PEAY	L 7-11	9	7-18-0	0-3-0	KILL, T. (L 1-1)	401	3:38
03-27-12	at Arkansas State	L 5-10	9	7-19-0	0-3-0	SPANBERGER (L 0-1)	358	2:47
* 03-30-12	at EIU	L 1-5	9	7-20-0	0-4-0	HULL, C. (L 2-4)	251	2:23
* 03-31-12	at EIU	w 12-5	9	8-20-0	1-4-0	SIMMONS, S. (W 1-4)	312	3:01
* 04-01-12	at EIU	L 0-10	9	8-21-0	1-5-0	KENDALL, R. (L 0-2)	312	2:09
04-03-12	MID-CONTINENT	L 9-10	9	8-22-0	1-5-0	SMITH, Z. (L 1-5)	234	2:41
* 04-05-12	EASTERN KENTUCKY	L 1-9	9	8-23-0	1-6-0	HULL, C. (L 2-5)	198	2:45
* 04-06-12	EASTERN KENTUCKY	L 6-9	9	8-24-0	1-7-0	KENDALL, R. (L 0-3)	289	2:53
* 04-07-12	EASTERN KENTUCKY	w 9-7	9	9-24-0	2-7-0	SIMMONS, S. (W 2-4)	421	2:58
04-10-12	SOUTHERN ILLINOIS	w 4-1	9	10-24-0	2-7-0	LYNN, D. (W 2-0)	763	2:16
* 04-13-12	at Morehead State	L 2-7	9	10-25-0	2-8-0	HULL, C. (L 2-6)	179	2:27
* 04-14-12	at Morehead State	w 9-4	9	11-25-0	3-8-0	SIMMONS, S. (W 3-4)	155	2:41
* 04-15-12	at Morehead State	L 14-16	9	11-26-0	3-9-0	ZERRUSEN, T. (L 1-1)	183	3:42
04-17-12	ARKANSAS STATE	w 5-3	9	12-26-0	3-9-0	SPITZFADEN (W 1-0)	364	2:22
* 04-20-12	TENNESSEE TECH	w 9-6	9	13-26-0	4-9-0	HULL, C. (W 3-6)	388	3:19
* 04-21-12	TENNESSEE TECH	L 3-8	9	13-27-0	4-10-0	ZERRUSEN, T. (L 1-2)	1028	3:06
* 04-22-12	TENNESSEE TECH	w 3-1	9	14-27-0	5-10-0	LYNN, D. (W 3-0)	388	2:09
04-24-12	at Southern Illinois	L 5-9	9	14-28-0	5-10-0	SPITZFADEN (L 1-1)	164	2:24
* 04-27-12	at UT Martin	L 4-5	9	14-29-0	5-11-0	HULL, C. (L 3-7)	164	2:51
* 04-28-12	at UT Martin	w 13-1	9	15-29-0	6-11-0	SMITH, Z. (W 2-5)	181	3:03
* 04-29-12	at UT Martin	w 14-2	9	16-29-0	7-11-0	LYNN, D. (W 4-0)	129	2:28
05-01-12	at Saint Louis	L 0-4	9	16-30-0	7-11-0	SPITZFADEN (L 1-2)	254	1:46
* 05-04-12	at Jacksonville State	w 5-3	9	17-30-0	8-11-0	SIMMONS, S. (W 4-4)	288	2:41
* 05-05-12	at Jacksonville State	L 3-4	9	17-31-0	8-12-0	KENDALL, R. (L 0-4)	875	2:48
* 05-06-12	at Jacksonville State	L 7-8	9	17-32-0	8-13-0	PRICKETT, R. (L 1-1)	475	2:33
* 05-11-12	MURRAY STATE	w 7-1	9	18-32-0	9-13-0	SIMMONS, S. (W 5-4)	622	2:56
* 05-12-12	MURRAY STATE	L 2-7	9	18-33-0	9-14-0	SMITH, Z. (L 2-6)	376	2:20
* 05-13-12	MURRAY STATE	w 9-8	9	19-33-0	10-14-0	PRICKETT, R. (W 2-1)	338	3:54
* 05-17-12	SIUE	w 9-4	9	20-33-0	11-14-0	SPITZFADEN (W 2-2)	312	2:14
* 05-18-12	SIUE	w 11-4	9	21-33-0	12-14-0	SIMMONS, S. (W 6-4)	266	2:15
* 05-19-12	SIUE	L 7-24	9	21-34-0	12-15-0	SMITH, Z. (L 2-7)	510	2:57
05-23-12	vs Jacksonville State	w 4-1	9	22-34-0	12-15-0	HULL, C. (W 4-7)	425	2:57
05-24-12	vs Austin Peay	w 4-3	9	23-34-0	12-15-0	SIMMONS, S. (W 7-4)	735	3:14
05-25-12	vs EIU	L 6-7	9	23-35-0	12-15-0	LYNN, D. (L 4-1)	697	3:08
05-26-12	vs Austin Peay	L 6-10	9	23-36-0	12-15-0	SMITH, Z. (L 2-8)	0	3:14

* = Conference game
() extra inning game



2012 Season Review

Southeast Missouri Baseball Team Game-by-Game for Southeast Missouri (as of Feb 01, 2013) Batting (All games)

Date	Opponent	ab	r	h	rbi	2b	3b	hr	bb	ibb	sb	cs	hbp	sac	sf	gdp	k	po	a	e	avg
02-17-12	at Dallas Baptist	38	6	14	6	0	0	1	8	0	0	0	0	1	0	2	7	24	7	3	.368
02-17-12	at Dallas Baptist	34	2	7	2	0	1	0	4	0	0	1	0	0	0	1	5	24	8	0	.292
02-18-12	at Dallas Baptist	21	1	5	1	0	0	0	1	0	0	0	0	0	1	1	3	15	8	1	.280
02-21-12	HARRIS-STOWE	30	8	8	7	2	1	1	6	0	0	1	3	0	1	2	0	27	14	3	.276
02-24-12	IPFW	33	7	12	7	3	0	1	3	0	0	0	2	2	0	0	4	27	11	1	.295
02-25-12	IPFW	33	4	7	4	0	1	1	3	0	1	0	1	1	0	0	10	27	9	1	.280
02-26-12	IPFW	36	26	18	26	7	0	3	10	0	0	0	3	0	0	0	5	21	4	2	.316
02-28-12	HANNIBAL-LAGRANGE	37	13	17	12	3	0	1	10	1	0	0	1	2	0	2	4	27	12	2	.336
02-29-12	HANNIBAL-LAGRANGE	31	6	10	6	1	0	0	6	0	0	0	6	1	1	0	7	27	12	0	.334
03-03-12	ILLINOIS STATE	31	2	6	2	0	0	0	8	0	3	1	1	0	0	0	10	27	13	1	.321
03-03-12	ILLINOIS STATE	36	11	9	11	2	0	2	11	0	0	0	1	0	1	2	9	30	9	1	.314
03-04-12	ILLINOIS STATE	33	4	6	3	2	0	0	5	0	0	0	2	1	0	0	7	27	13	3	.303
03-06-12	SAINT LOUIS	36	11	12	10	1	0	5	5	0	0	0	2	0	0	3	9	27	13	3	.305
03-09-12	at Wright State	36	10	11	10	2	0	2	4	0	1	0	1	3	0	0	8	27	7	1	.305
03-10-12	at Wright State	25	0	2	0	0	0	0	7	0	2	1	1	1	0	1	14	24	16	0	.294
03-11-12	at Wright State	35	5	11	3	1	0	0	6	1	0	0	0	1	1	1	8	24	9	0	.295
03-13-12	UALR	38	10	16	10	4	0	3	2	0	0	0	1	0	1	0	9	27	8	2	.304
03-14-12	UALR	25	2	6	2	2	0	0	6	0	0	0	1	0	1	1	7	21	8	6	.301
03-16-12	at New Mexico State	33	1	7	1	2	0	1	0	0	0	0	0	0	0	0	13	24	6	3	.296
03-17-12	at New Mexico State	36	7	12	7	0	0	3	2	0	0	0	2	0	0	2	13	24	6	3	.298
03-17-12	at New Mexico State	37	6	9	4	1	0	0	2	0	0	0	1	0	0	0	12	24	5	1	.295
03-20-12	MISSOURI STATE	33	1	8	1	0	0	1	2	0	0	0	0	1	0	1	10	27	11	0	.293
*03-23-12	AUSTIN PEAY	37	5	13	5	3	0	1	4	0	0	0	1	0	0	3	6	27	8	0	.296
*03-24-12	AUSTIN PEAY	33	2	7	2	2	0	1	3	0	2	1	2	0	0	0	12	27	8	4	.292
*03-25-12	AUSTIN PEAY	38	7	12	7	1	0	1	5	0	1	0	4	0	1	1	5	27	13	3	.293
03-27-12	at Arkansas State	36	5	10	4	1	0	1	2	0	1	0	0	0	0	0	6	24	10	1	.293
*03-30-12	at EIU	32	1	5	1	0	0	0	0	0	0	0	1	0	0	1	10	24	19	2	.288
*03-31-12	at EIU	31	12	7	11	0	1	3	10	1	0	1	0	2	1	2	7	27	11	0	.286
*04-01-12	at EIU	30	0	5	0	1	0	0	2	0	0	0	0	0	0	2	9	24	16	3	.282
04-03-12	MID-CONTINENT	39	9	11	7	4	0	1	1	0	1	0	1	0	0	0	5	27	13	1	.282
*04-05-12	EASTERN KENTUCKY	30	1	5	0	1	0	0	3	0	2	0	2	0	0	3	9	27	8	1	.279
*04-06-12	EASTERN KENTUCKY	34	6	8	5	1	0	0	4	0	0	0	0	2	0	0	14	27	18	1	.277
*04-07-12	EASTERN KENTUCKY	36	9	15	9	1	1	0	6	0	0	0	1	1	0	2	5	27	9	2	.282
04-10-12	SOUTHERN ILLINOIS	31	4	9	3	1	1	1	1	0	2	0	0	0	0	2	10	27	9	0	.282
*04-13-12	at Morehead State	34	2	10	2	3	0	0	1	0	0	0	1	0	0	3	2	24	9	0	.283
*04-14-12	at Morehead State	36	9	9	7	2	0	1	3	1	2	0	2	1	0	1	5	27	12	2	.282
*04-15-12	at Morehead State	45	14	18	14	5	1	3	4	0	1	0	5	0	1	0	7	24	9	3	.286
04-17-12	ARKANSAS STATE	32	5	9	5	3	0	1	2	0	0	0	1	0	1	0	2	27	13	0	.286
*04-20-12	TENNESSEE TECH	35	9	11	9	2	0	1	6	0	0	0	1	1	0	0	9	27	10	0	.286
*04-21-12	TENNESSEE TECH	33	3	6	3	0	0	1	6	0	0	0	1	0	0	0	13	27	14	1	.284
*04-22-12	TENNESSEE TECH	28	3	5	3	0	1	0	1	0	1	0	2	0	2	0	10	27	8	1	.282
04-24-12	at Southern Illinois	41	5	12	2	1	0	0	2	0	0	0	0	0	0	0	11	24	8	1	.282
*04-27-12	at UT Martin	37	4	9	3	3	0	0	2	1	0	0	0	1	0	0	12	24	13	0	.281
*04-28-12	at UT Martin	45	13	15	11	5	0	4	7	0	1	0	2	0	0	0	9	27	8	0	.283
*04-29-12	at UT Martin	45	14	17	14	3	0	5	9	2	1	0	1	0	1	0	5	27	11	0	.285
05-01-12	at Saint Louis	33	0	7	0	1	0	0	0	0	0	0	0	0	0	1	7	24	13	2	.284
*05-04-12	at Jacksonville State	37	5	9	4	2	0	0	2	0	0	1	1	0	0	1	5	27	6	0	.283
*05-05-12	at Jacksonville State	36	3	9	3	0	0	0	3	0	1	0	0	0	0	1	7	24	9	0	.282
*05-06-12	at Jacksonville State	37	7	9	7	1	1	2	1	0	0	1	0	0	0	0	7	24	12	0	.281
*05-11-12	MURRAY STATE	30	7	8	7	4	0	0	5	2	3	0	0	1	1	1	3	27	9	0	.281
*05-12-12	MURRAY STATE	33	2	7	2	1	1	0	4	1	0	0	0	0	0	1	2	27	9	0	.280
*05-13-12	MURRAY STATE	34	9	13	9	2	0	2	7	0	1	0	0	0	0	3	1	27	5	0	.282
*05-17-12	SIUE	39	9	14	8	4	0	2	3	0	0	0	0	0	0	0	3	27	12	2	.283
*05-18-12	SIUE	34	11	11	11	2	1	3	5	1	0	0	2	0	0	1	4	27	4	0	.284
*05-19-12	SIUE	32	7	5	6	1	1	0	4	1	0	0	2	0	0	0	4	27	7	1	.282
05-23-12	vs Jacksonville State	38	4	11	2	3	0	0	4	1	1	0	0	0	0	0	8	27	6	2	.282
05-24-12	vs Austin Peay	36	4	9	3	0	0	1	5	0	2	0	3	0	0	1	10	27	10	0	.282
05-25-12	vs EIU	39	6	13	6	0	0	0	4	0	0	0	1	0	1	1	6	27	8	1	.283
05-26-12	vs Austin Peay	33	6	9	5	2	0	1	6	0	0	1	0	0	0	2	5	27	14	2	.282
Totals		2036	365	575	335	99	12	61	248	13	30	9	66	23	16	52	429	1521	590	73	.282



2012 Season Review



Southeast Missouri Baseball Games Summary for Southeast Missouri (as of Feb 01, 2013) (All games)



Score by innings	1	2	3	4	5	6	7	8	9	EX	Total
Southeast Missouri	46	47	44	59	65	24	31	33	16	0	365
Opponents	56	40	47	53	51	62	50	44	22	2	427

Record when ...

Overall	23-36	After 6 leading	19-5
Conference	12-15 trailing	0-27
Non-Conference	11-21 tied	4-3
Home games	15-16	After 7 leading	20-2
Away games	6-18 trailing	0-30
Neutral site	2-2 tied	2-2
Day games	18-29	After 8 leading	22-0
Night games	5-7 trailing	0-32
vs Left starter	8-11 tied	0-2
vs Right starter	15-25		
1-Run games	3-8	Hit 0 home runs	6-20
2-Run games	5-6	... 1 home run	8-11
5+Run games	10-14	... 2+ home runs	9-5
Extra innings	0-1		
Shutouts	0-3	Opponent 0 home runs	17-14
	 1 home run	6-12
Scoring 0-2 runs	0-14 2+ HRs	0-10
..... 3-5 runs	6-9		
..... 6-9 runs	9-10	Made 0 errors	12-10
..... 10+ runs	8-3 1 error	3-13
	 2+ errors	8-13
Opponent 0-2 runs	7-1		
..... 3-5 runs	8-7	Opp. made 0 errors	4-16
..... 6-9 runs	8-16 1 error	9-9
..... 10+ runs	0-12 2+ errors	10-11
Scored in 1st inning	9-8	Out-hit opponent	17-12
Opp. scored in 1st	6-17	Out-hit by opponent	4-22
Scores first	14-11	Hits are tied	2-2
Opp. scores first	9-25		

Record when team scores:

Runs	0	1	2	3	4	5	6	7	8	9	10+
W-L	0-3	0-5	0-6	1-2	3-3	2-4	1-5	2-4	1-0	5-1	8-3

Record when opponent scores:

Runs	0	1	2	3	4	5	6	7	8	9	10+
W-L	0-0	6-0	1-1	3-2	3-2	2-3	3-2	4-4	1-6	0-4	0-12

Record when leading after:

Inn.	1	2	3	4	5	6	7	8
W-L	8-6	14-6	15-6	16-5	19-5	19-5	20-2	22-0

Record when trailing after:

Inn.	1	2	3	4	5	6	7	8
W-L	5-16	4-18	5-23	3-26	1-29	0-27	0-30	0-32

Record when tied after:

Inn.	1	2	3	4	5	6	7	8
W-L	10-14	5-12	3-7	4-5	3-2	4-3	2-2	0-2

Current losing streak: 2
Longest winning streak: 3
Longest losing streak: 10

Home attendance : 12762 (31 dates avg = 411)
Away attendance : 8564 (27 dates avg = 317)
Total attendance: 21326 (58 dates avg = 367)



2012 Season Review



Southeast Missouri Baseball Games Summary for Southeast Missouri (as of Feb 01, 2013) (OVC games only)



Score by innings	1	2	3	4	5	6	7	8	9	Total
Southeast Missouri	18	24	15	32	41	10	15	11	8	174
Opponents	27	9	24	20	27	21	14	27	13	182

Record when ...

Overall	12-15	After 6 leading	11-3
Conference	12-15 trailing	0-11
Non-Conference	0-0 tied	1-1
Home games	7-8	After 7 leading	12-1
Away games	5-7 trailing	0-13
Neutral site	0-0 tied	0-1
Day games	10-13	After 8 leading	12-0
Night games	2-2 trailing	0-15
vs Left starter	3-4 tied	0-0
vs Right starter	9-11		
1-Run games	1-3	Hit 0 home runs	4-9
2-Run games	3-1	... 1 home run	2-4
5+Run games	7-6	... 2+ home runs	6-2
Extra innings	0-0		
Shutouts	0-1	Opponent 0 home runs	10-4
	 1 home run	2-6
Scoring 0-2 runs	0-6 2+ HRs	0-5
..... 3-5 runs	2-4		
..... 6-9 runs	6-4	Made 0 errors	8-6
..... 10+ runs	4-1 1 error	1-4
	 2+ errors	3-5
Opponent 0-2 runs	4-0		
..... 3-5 runs	5-4	Opp. made 0 errors	2-5
..... 6-9 runs	3-7 1 error	5-5
..... 10+ runs	0-4 2+ errors	5-5
Scored in 1st inning	4-3	Out-hit opponent	6-5
Opp. scored in 1st	4-8	Out-hit by opponent	4-9
Scores first	8-6	Hits are tied	2-1
Opp. scores first	4-9		

Record when team scores:

Runs	0	1	2	3	4	5	6	7	8	9	10+
W-L	0-1	0-2	0-3	1-2	0-1	1-1	0-1	1-3	0-0	5-0	4-1

Record when opponent scores:

Runs	0	1	2	3	4	5	6	7	8	9	10+
W-L	0-0	3-0	1-0	1-0	3-1	1-3	1-0	1-2	1-3	0-2	0-4

Record when leading after:

Inn.	1	2	3	4	5	6	7	8
W-L	3-2	7-2	8-4	8-3	11-3	11-3	12-1	12-0

Record when trailing after:

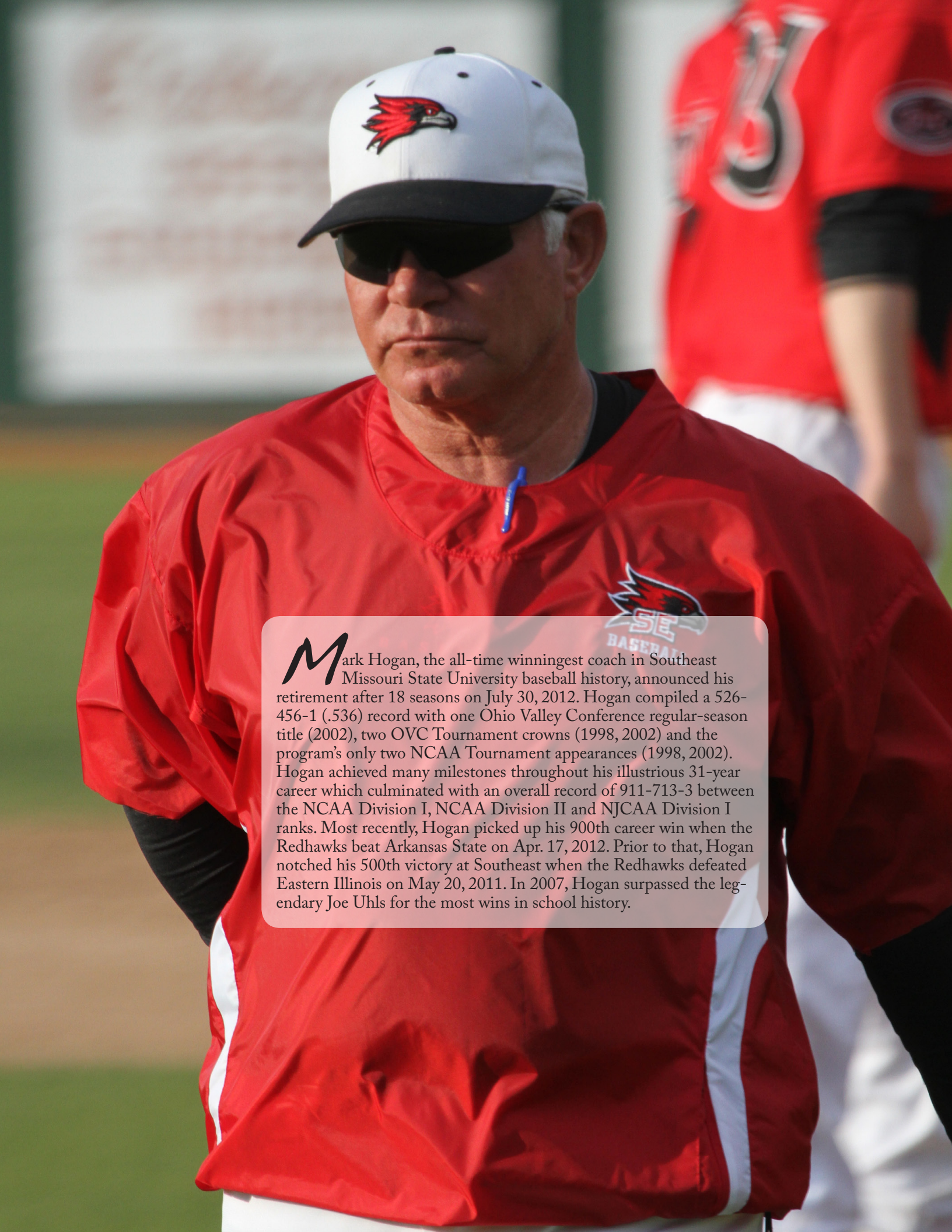
Inn.	1	2	3	4	5	6	7	8
W-L	4-7	4-8	4-9	2-8	0-12	0-11	0-13	0-15

Record when tied after:

Inn.	1	2	3	4	5	6	7	8
W-L	5-6	1-5	0-2	2-4	1-0	1-1	0-1	0-0

Current losing streak: 1
Longest winning streak: 3
Longest losing streak: 4

Home attendance : 6563 (15 dates avg = 437)
Away attendance : 3504 (12 dates avg = 292)
Total attendance: 10067 (27 dates avg = 372)



Mark Hogan, the all-time winningest coach in Southeast Missouri State University baseball history, announced his retirement after 18 seasons on July 30, 2012. Hogan compiled a 526-456-1 (.536) record with one Ohio Valley Conference regular-season title (2002), two OVC Tournament crowns (1998, 2002) and the program's only two NCAA Tournament appearances (1998, 2002). Hogan achieved many milestones throughout his illustrious 31-year career which culminated with an overall record of 911-713-3 between the NCAA Division I, NCAA Division II and NJCAA Division I ranks. Most recently, Hogan picked up his 900th career win when the Redhawks beat Arkansas State on Apr. 17, 2012. Prior to that, Hogan notched his 500th victory at Southeast when the Redhawks defeated Eastern Illinois on May 20, 2011. In 2007, Hogan surpassed the legendary Joe Uhls for the most wins in school history.



OPPONENTS PROFILES

IN THIS SECTION . . .

- » 2013 Opponents Profiles
- » All-Time Series History



Opponents Profiles

New Orleans Privateers



DATE	Time	Site
February 15	6:30 p.m.	New Orleans, La.
February 16	2 p.m.	New Orleans, La.
February 17	1 p.m.	New Orleans, La.

General Information

Location:	New Orleans, La.
Nickname:	Privateers
Colors:	Red, White, and Navy Blue
Conference:	Independent
Home Field:	Wesley Barrow Stadium
Capacity:	650
Dimensions:	N/A
Surface:	N/A

Sports Information

Phone:	(504) 280-6284
Contact:	Jason Plotkin
Email:	jplotkin@uno.edu

Coaching Staff

Head Coach:	Bruce Peddie
Alma Mater:	Mansfield University
Career Record:	371-351-2 (4)
Record at DBU:	371-351-2 (4)
Asst. Coaches:	Justin Garcia Jamie Jurgies

Team Information

2012 Record:	17-27
Conference:	N/A
Letterman Ret:	N/A
Lettermen Lost:	N/A

Harris-Stowe Hornets



DATE	Time	Site
February 19	3 p.m.	Capaha Field

General Information

Location:	St. Louis, Mo.
Nickname:	Hornets
Colors:	Brown and Gold
Conference:	American Midwest
Home Field:	Hornets Baseball Field
Capacity:	N/A
Dimensions:	N/A
Surface:	Grass

Sports Information

SID Phone:	(314) 340-5906
Contact:	Phillip Hunt
Email:	HuntP@hssu.edu

Coaching Staff

Head Coach:	David Estes
Alma Mater:	Harris Strowe
Career Record:	47-55
Record at Harris-Stowe:	47-55
Asst. Coaches:	James Smith Jonathon Wilson

Team Information

2012 Record:	18-33-1
Conference:	American Midwest
Letterman Ret:	N/A
Lettermen Lost:	N/A
Pitchers Ret:	N/A
Pitchers Lost:	N/A

Mid-Continent Cougars



DATE	Time	Site
February 20	3 p.m.	Capaha Field

General Information

Location:	Mayfield, KY
Nickname:	Cougars
Colors:	Navy Blue and Gold
Conference:	TranSouth Athletic
Home Field:	Cougar Field
Capacity:	500
Dimensions:	N/A
Surface:	N/A

Sports Information

SID Phone:	(270)-247-8521
Contact:	Tim Shay
Email:	tshay@midcontinent.edu

Coaching Staff

Head Coach:	Shawn Yarbrough
Alma Mater:	McNessee St. ('04)
Career Record:	51-112 (4 years)
Record at Mid:	51-112 (4 years)
Asst. Coaches:	Tyler Pittman Tyler Owen

Team Information

2012 Record:	25-31
Conference:	N/A
Letterman Ret:	N/A
Lettermen Lost:	N/A
Pitchers Ret:	N/A
Pitchers Lost:	N/A



Opponents Profiles

North Dakota State Bison



DATE	Time	Site
February 22	3 p.m.	Capaha Field
February 23	2 p.m.	Capaha Field
February 24	1 p.m.	Capaha Field

General Information

Location:	Fargo, ND
Nickname:	Bison
Colors:	Yellow and Green
Conference:	The Summit League
Home Field:	Newman Outdoor Field
Capacity:	4,419
Dimensions:	LF:318,CF:408,RF:314
Surface:	Grass

Sports Information

Phone:	(701) 793-0521
Contact:	Jeff Schwartz
Email:	Jeff.Schwartz@ndsu.edu

Coaching Staff

Head Coach:	Tod
Alma Mater:	Arizona, 1994
Career Record:	115-140 (5)
Record at NDSU:	115-140 (5)
Asst. Coaches:	David Pearson Jake Angier Zach Wentz

Team Information

2012 Record:	40-20
Conference:	14-10
Letterman Ret:	11
Lettermen Lost:	9
Pitchers Ret:	4
Pitchers Lost:	3

Saint Louis Billikens



DATE	Time	Site
February 26	3 p.m.	Capaha Field
March 19	3 p.m.	St. Louis, Mo.

General Information

Location:	St. Louis, Mo.
Nickname:	Billikens
Colors:	Royal Blue and White
Conference:	Atlantic 10
Home Field:	Billiken Sports Center
Capacity:	500
Dimensions:	LF:330,CF:403,RF:330
Surface:	Grass

Sports Information

Phone:	(314) 956-1265
Contact:	Jake Gossage
Email:	jgossage@slu.edu

Coaching Staff

Head Coach:	Darin Hendrickson
Alma Mater:	Southern Illinois, 1992
Career Record:	647-302 (17)
Record at ISU:	157-127 (5)
Asst. Coaches:	Will Bradley Kevin Moulder

Team Information

2012 Record:	41-18
Conference:	17-7 (1st)
Letterman Ret:	19
Lettermen Lost:	8
Pitchers Ret:	9
Pitchers Lost:	5

Oral Roberts Golden Eagles



DATE	Time	Site
March 1	3 p.m.	Capaha Field
March 2	2 p.m.	Capaha Field
March 3	1 p.m.	Capaha Field

General Information

Location:	Tulsa, Okla.
Nickname:	Golden Eagles
Colors:	Vegas Gold, Navy, White
Conference:	Southland
Home Field:	J.L. Johnson Stadium
Capacity:	2,418
Dimensions:	L-330, C-400, R-330
Surface:	Grass

Sports Information

Phone:	(580) 748-1637
Contact:	Eric Scott
Email:	escott@oru.edu

Coaching Staff

Head Coach:	Ryan Folmar
Alma Mater:	Oklahoma State, 1994
Career Record:	0-0
Record at SLU:	0-0
Asst. Coaches:	Ryan Neil Sean Snedeker Joe Spring

Team Information

2012 Record:	28-21
Conference:	17-6
Letterman Ret:	19
Lettermen Lost:	9
Pitchers Ret:	3



Opponents Profiles

Arkansas- Little Rock Trojans



DATE	Time	Site
March 5	6 p.m.	Little Rock, Ark
March 6	3 p.m.	Little Rock, Ark

General Information

Location:	Little Rock, Ark.
Nickname:	Trojans
Colors:	Maroon and Silver
Conference:	Sun Belt
Home Field:	Gary Hogan Field
Capacity:	N/A
Dimensions:	N/A
Surface:	N/A

Sports Information

Phone:	(501) 683-7003
Contact:	Patrick Newton
Email:	pcnewton@ualr.edu

Coaching Staff

Head Coach:	Scott Norwood
Alma Mater:	Oral Roberts, 1988
Career Record:	N/A
Record at UALR:	N/A
Asst. Coaches:	Brandon Rowan Chris Marx

Team Information

2012 Record:	26-28
Conference:	12-18
Letterman Ret:	N/A
Lettermen Lost:	N/A

Belmont Bruins



DATE	Time	Site
March 8	4 p.m.	Nashville, Tn.
March 9	1 p.m.	Nashville, Tn.
March 10	1 p.m.	Nashville, Tn.

General Information

Location:	Nashville, TN.
Nickname:	Briuns
Colors:	Navy, Red and White
Conference:	Ohio Valley
Home Field:	E.S. Rose Field
Capacity:	N/A
Dimensions:	L:330,C:400,R:330
Surface:	Turf

Sports Information

Phone:	(919) 618-0088
Contact:	Kristen Litchfield
Email:	Kristen.Litchfield@belmont.edu

Coaching Staff

Head Coach:	David Jarvis
Alma Mater:	Arkansas State ('82)
Career Record:	758-543-1 (24)
Record at Belmont:	434-391(15)
Asst. Coaches:	Matt Barnett Aaron Smith Matt Thomas

Team Information

2012 Record:	39-24
Conference:	17-10 (A-Sun)
Letterman Ret:	19
Lettermen Lost:	8
Pitchers Ret:	N/A

Creighton Bluejays



DATE	Time	Site
March 12	2 p.m.	Capaha Field

General Information

Location:	Omaha, Neb.
Nickname:	Bluejays
Colors:	Blue and White
Conference:	Missouri Valley
Home Field:	TD Ameritrade Park
Capacity:	24,000
Dimensions:	LF:335,CF:408,RF:330
Surface:	Grass

Sports Information

Press Box Phone:	(402) 280-2787
Contact:	Glen Sisk
Email:	glenisk@creighton.edu

Coaching Staff

Head Coach:	Ed Servais
Alma Mater:	Wisc-La-Crosse, 1980
Career Record:	509-277-1 (18 years)
Record at Creighton:	327-195 (10 years)
Asst. Coaches:	Spencer Allen Tom Lipari Shane Liska

Team Information

2012 Record:	28-30
Conference:	13-14
Letterman Ret:	18
Lettermen Lost:	11
Pitchers Ret:	8



Opponents Profiles

Eastern Kentucky Colonels



DATE	Time	Site
March 15	5 p.m.	Capaha Field
March 16	2 p.m.	Capaha Field
March 17	1 p.m.	Capaha Field

General Information

Location:	Richmond, KY
Nickname:	Colonels
Colors:	Maroon and White
Conference:	Ohio Valley
Home Field:	Turkey Hughes Field
Capacity:	N/A
Dimensions:	LF:340,C:410,R:330
Surface:	field turf natural

Sports Information

Phone:	Kevin Brittton
Contact:	804-358-8359
Email:	kevin.brittton@eku.edu

Coaching Staff

Head Coach:	Jason Stein
Alma Mater:	Eastern Kentucky('97)
Career Record:	110-107 (4)
Record at EKU:	110-107 (4)
Asst. Coaches:	John Peterson Steven Brown Dan Scott

Team Information

2012 Record:	31-23
Conference:	19-7 (1)
Letterman Ret:	19
Lettermen Lost:	12
Pitchers Ret:	9
Pitchers Lost:	3

Morehead State Eagles



DATE	Time	Site
March 22	2 p.m.	Morehead, Ky.
March 23	12 p.m.	Morehead, Ky.
March 24	12 p.m.	Morehead, Ky.

General Information

Location:	Morehead, Ky.
Nickname:	Eagles
Colors:	Blue and Yellow
Conference:	Ohio Valley
Home Field:	Allen Field
Capacity:	N/A
Dimensions:	N/A
Surface:	Grass

Sports Information

Phone:	N/A
Contact:	Brent Fritzemeier
Email:	b.fritzemeier@morehead state.edu

Coaching Staff

Head Coach:	Mike McGuire
Alma Mater:	South Carolina, 1992
Career Record:	N/A
Record at ISU:	0-0 (1)
Asst. Coaches:	Jeff Stanek Adam Brown Graham Johnson

Team Information

2012 Record:	28-27
Conference:	13-14 (5th)
Letterman Ret:	N/A
Lettermen Lost:	N/A
Pitchers Ret:	N/A
Pitchers Lost:	N/A

Missouri State Bears



DATE	Time	Site
March 27	3 p.m.	Springfield, Mo

General Information

Location:	Springfield, MO
Nickname:	Bears
Colors:	Maroon and White
Conference:	Missouri Valley
Home Field:	Hammons Field
Capacity:	8,000
Dimensions:	L-315, C-400, R-330
Surface:	Grass

Sports Information

Phone:	(417) 827-5327
Contact:	Eric Doennig
Email:	ericdoennig@missouri- istate.edu

Coaching Staff

Head Coach:	Keith Guttin
Alma Mater:	Mo.-St. Louis, 1978
Career Record:	1,032-652 (31)
Record at SLU:	1,032-652 (31)
Asst. Coaches:	Paul Evans Brent Thomas Jamie Sheetz

Team Information

2012 Record:	40-22
Conference:	13-7 (2)
Letterman Ret:	19
Lettermen Lost:	7
Pitchers Ret:	9



Opponents Profiles

UT Martin Skyhawks



DATE	Time	Site
March 28	5 p.m.	Capaha Field
March 29	2 p.m.	Capaha Field
March 30	1 p.m.	Capaha Field

General Information

Location:	Martin, Tenn.
Nickname:	Skyhawks
Colors:	Navy Blue and Orange
Conference:	Ohio Valley
Home Field:	Skyhawk Field
Capacity:	500
Dimensions:	LF:330,CF:385,RF:330
Surface:	Natural Grass

Sports Information

Phone:	(270) 703-2601
Contact:	Ryne Rickman
Email:	rrickman@utm.edu

Coaching Staff

Head Coach:	Bubba Cates
Alma Mater:	Delta State, 1982
Career Record:	482-677-1 (23)
Record at DBU:	226-519-1 (14)
Asst. Coaches:	Brad Goss Zac Cole Craig Robinson

Team Information

2011 Record:	13-41
Conference:	7-20
Letterman Ret:	23
Lettermen Lost:	12

Arkansas State Red Wolves



DATE	Time	Site
April 2	6:30 p.m.	Jonesboro, Ark
April 16	5 p.m.	Capaha Field

General Information

Location:	Jonesboro, Ark.
Nickname:	Red Wolves
Colors:	Scarlet and Black
Conference:	Sun Belt
Home Field:	Kell Field
Capacity:	1,200
Dimensions:	N/A
Surface:	N/A

Sports Information

SID Phone:	(870) 340-7836
Contact:	Chris Graddy
Email:	cgraddy@astate.edu

Coaching Staff

Head Coach:	Tommy Raffo
Alma Mater:	Mississippi St., 1990
Career Record:	114-111-1 (5)
Record at Ark. St.	114-111-1 (5)
Asst. Coaches:	Anthony Everman Tighe Dickenson Noah Sanders

Team Information

2012 Record:	34-23
Conference:	19-9 (2nd)
Letterman Ret:	25
Lettermen Lost:	6
Pitchers Ret:	13
Pitchers Lost:	3

SIUE Cougars



DATE	Time	Site
April 5	6 p.m.	Edwardsville, Ill
April 6	1 p.m.	Edwardsville, Ill
April 7	1 p.m.	Edwardsville, Ill

General Information

Location:	Edwardsville, IL
Nickname:	Cougars
Colors:	Red and White
Conference:	Ohio Valley
Home Field:	Simmons Baseball Complex
Capacity:	1,000
Dimensions:	N/A
Surface:	N/A

Sports Information

Contact:	Joe Pott
Phone:	N/A

Coaching Staff

Head Coach:	Tony Stoecklin
Alma Mater:	SIUE ('03)
Career Record:	First Season
Record at SIUE:	First Season
Asst. Coaches:	Danny Jackson

Team Information

2011 Record:	27-28
Conference:	13-14
Letterman Ret:	19
Lettermen Lost:	9
Pitchers Ret:	7
Pitchers Lost:	4



Opponents Profiles

Southern Illinois Salukis



DATE	Time	Site
April 9	5 p.m.	Capaha Field
April 23	3 p.m.	Carbondale, Ill

General Information

Location:	Carbondale, Ill.
Nickname:	Salukis
Colors:	Maroon and White
Conference:	Missouri Valley
Home Field:	Abe Martin Field
Capacity:	2,000
Dimensions:	LF: 340, CF: 390, RF: 340
Surface:	Rye and Bermuda Grass

Sports Information

Contact:	Scott Gierman
Phone:	N/A
Email:	N/A

Coaching Staff

Head Coach:	Ken Henderson
Alma Mater:	Missouri Southern ('83)
Career Record:	66-70 (as interim)
Record at SIU:	66-70
Asst. Coaches:	Ryan Strain Andy Judkins

Team Information

2012 Record:	31-28
Conference:	9-12 (6th)
Letterman Ret:	19
Lettermen Lost:	5
Pitchers Ret:	2
Pitchers Lost:	1

Austin Peay Governors



DATE	Time	Site
April 12	5 p.m.	Capaha Field
April 13	2 p.m.	Capaha Field
April 14	1 p.m.	Capaha Field

General Information

Location:	Clarksville, Tenn.
Nickname:	Governors
Colors:	Red and White
Conference:	Ohio Valley
Home Field:	Raymond C. Hand Park
Capacity:	777
Dimensions:	LF:319,CF:392,RF:327
Surface:	Grass

Sports Information

Phone:	(615) 797-9785
Contact:	Cody Bush
Email:	buschc@apsu.edu

Coaching Staff

Head Coach:	Gary McClure
Alma Mater:	Austin Peay, 1986
Career Record:	752-676-4 (25)
Record at ISU:	752-676-4 (25)
Asst. Coaches:	Joel Mangrum Derrick Dunbar Joe Lincoln

Team Information

2012 Record:	40-24
Conference:	19-7 (t-1st)
Letterman Ret:	14
Lettermen Lost:	16
Pitchers Ret:	3
Pitchers Lost:	3

Eastern Illinois Panthers



DATE	Time	Site
April 19	3 p.m.	Charleston, Ill
April 20	1 p.m.	Charleston, Ill
April 21	1 p.m.	Charleston, Ill

General Information

Location:	Charleston, Ill.
Nickname:	Panthers
Colors:	Blue and Gray
Conference:	Ohio Valley
Home Field:	Coaches Stadium
Capacity:	500
Dimensions:	L-340, C-380, R-340
Surface:	Grass

Sports Information

Phone:	(419) 605-8512
Contact:	Greg Lautzenheiser
Email:	glautzenheiser@eiu.edu

Coaching Staff

Head Coach:	Jim Schmitz
Alma Mater:	Wilmington Col., 1979
Career Record:	640-646 (25)
Record at EIU:	476-485 (18)
Asst. Coaches:	Jason Anderson Ben Wolgamot Parker Kruckenberg

Team Information

2012 Record:	29-29
Conference:	15-11 (4th)
Letterman Ret:	17
Lettermen Lost:	9
Pitchers Ret:	7
Pitchers Lost:	4



Opponents Profiles

Missouri-St. Louis Tritons



General Information

Location: St. Louis, Mo.
 Nickname: Tritons
 Colors: Red and yellow
 Conference: GLVC
 Home Field: UMSL Baseball Field
 Capacity: N/A
 Dimensions: N/A
 Surface: N/A

Sports Information

Phone: (314) 516-5660
 Contact: Mary Ann Mitchell
 Email: tierneym@umsl.edu

Coaching Staff

Head Coach: Jim Brady
 Alma Mater: Missouri State
 Career Record: 711-552-5 (28)
 Record at UMSL: 711-552-5 (28)
 Asst. Coaches: Jay Barron
 Ric Lessman
 Jremy Butler

Team Information

2012 Record: 32-31
 Conference: 20-14 (1st)
 Letterman Ret: N/A
 Lettermen Lost: N/A

DATE	Time	Site
April 24	5 p.m.	Capaha Field

Jacksonville State Gamecocks



General Information

Location: Jacksonville, Ala.
 Nickname: Gamecocks
 Colors: Red and White
 Conference: Ohio Valley
 Home Field: Rudy Abbott Field
 Capacity: 1,500
 Dimensions: LF:330,CF:400,RF:335
 Surface: N/A

Sports Information

SID Phone: (256) 453-3377
 Contact: Greg Seitz
 Email: gseitz@jsu.edu

Coaching Staff

Head Coach: Jim Case
 Alma Mater: Louisiana State
 Career Record: 353-278
 Record at Jacksonville: 353-278
 Asst. Coaches: Brandon Romans
 Mike Murphree

Team Information

2012 Record: 28-30
 Conference: 17-10
 Letterman Ret: 18
 Lettermen Lost: 13
 Pitchers Ret: 8
 Pitchers Lost: 6

DATE	Time	Site
April 26	5 p.m.	Capaha Field
April 27	2 p.m.	Capaha Field
April 28	1 p.m.	Capaha Field

Missouri Tigers



General Information

Location: Columbia, Mo.
 Nickname: Tigers
 Colors: Black and Gold
 Conference: SEC
 Home Field: Simmons Field
 Capacity: 3,031
 Dimensions: LF: 340 CF: 400 RF: 375
 Surface: Kentucky Bluegrass and Baby Bermuda

Sports Information

Contact: Shawn Davis
 Phone: 882-0711
 Email: N/A

Coaching Staff

Head Coach: Tim Jamieson
 Alma Mater: New Orleans
 Career Record: 604-442-2 (18 years)
 Record at MU: 604-442-2 (18 years)
 Asst. Coaches: Kerrick Jackson
 Matt Hobbs

Team Information

2012 Record: 33-28
 Conference: 10-14 (6th)
 Letterman Ret: N/A
 Lettermen Lost: N/A
 Pitchers Ret: N/A
 Pitchers Lost: N/A

DATE	Time	Site
April 30	6 p.m.	Columbia, Mo.



Opponents Profiles

Murray State Racers



DATE	Time	Site
May 3	3 p.m.	Murray, Ky.
May 4	2 p.m.	Murray, Ky.
May 5	1 p.m.	Murray, Ky.

General Information

Location:	Murray, Ky
Nickname:	Racers
Colors:	Blue and Gold
Conference:	Ohio Valley
Home Field:	Reagan Field
Capacity:	N/A
Dimensions:	L:330, C:400, R:330
Surface:	N/A

Sports Information

Phone:	Dave Winder
Contact:	270-809-4271
Email:	dwinder@murraystate.edu

Coaching Staff

Head Coach:	Rob McDonald
Alma Mater:	Murray State 1984
Career Record:	NA
Record at HLU:	NA
Asst. Coaches:	Chris Cole Dan Skirka

Team Information

2011 Record:	23-33
Conference:	8-19
Letterman Ret:	N/A
Lettermen Lost:	N/A
Pitchers Ret:	N/A
Pitchers Lost:	N/A

Tennessee Tech Golden Eagles



DATE	Time	Site
May 10	6 p.m.	Capaha Field
May 11	2 p.m.	Capaha Field
May 12	1 p.m.	Capaha Field

General Information

Location:	Cookeville, Tenn
Nickname:	Golden Eagles
Colors:	Purple and Gold
Conference:	Ohio Valley
Home Field:	Bush Stadium
Capacity:	1,100
Dimensions:	N/A
Surface:	Natural Grass

Sports Information

Contact:	Mike Lehman
Office Phone:	931-372-3883
Phone:	931-639-3170
Email:	mlehman@tntech.edu

Coaching Staff

Head Coach:	Matt Bragga
Alma Mater:	Kentucky 1994
Career Record:	215-270-2 (10)
Record at TTU:	215-270-2 (10)
Asst. Coaches:	Brandon Turner Cody Church Kyle Medley

Team Information

2012 Record:	21-32
Conference:	10-16 (8th)
Letterman Ret:	19
Lettermen Lost:	6
Pitchers Ret:	N/A
Pitchers Lost:	N/A

Memphis Tigers



DATE	Time	Site
May 16	7 p.m.	Capaha Field
May 17	7 p.m.	Capaha Field
May 18	1 p.m.	Capaha Field

General Information

Location:	Memphis, Tenn
Nickname:	Tigers
Colors:	Royal Blue and Gray
Conference:	Conference USA
Home Field:	FedEx Park
Capacity:	2,000
Dimensions:	L:318, C:380, R: 317
Surface:	N/A

Sports Information

Phone:	(870) 759-2074
Contact:	Mark Taylor
Email:	mtaylor16@memphis.edu

Coaching Staff

Head Coach:	Daron Schoenrock
Alma Mater:	Tennessee Tech, 1984
Career Record:	233-302
Record at Memphis:	207-250
Asst. Coaches:	Fred Corral Clay Greene Zach Clark

Team Information

2012 Record:	31-28
Conference:	14-10 (t-3rd)
Letterman Ret:	20
Lettermen Lost:	10
Pitchers Ret:	2
Pitchers Lost:	2



Series History

Alabama	4-7	Iowa	5-6	Northern Iowa	5-6	Valparaiso	6-2
Arkansas-Little Rock	5-1	Iowa State	8-1	Northern Kentucky	1-0-1	Vanderbilt	1-1
Arkansas	4-5	IPFW	2-1	Northwest Missouri State	15-15	Washburn	1-1
Arkansas State	29-30	Jackson State	6-1	Northwestern	1-0	Washington (Mo.)	10-1
Arkansas-Pine Bluff	5-1	Jacksonville State	15-19	Northwestern State	1-0	West Alabama	2-1
Armstrong Atlantic	2-0	Kansas	0-7	Oakland City	10-1	Western Illinois	4-3
Auburn	1-2	Kansas State	1-0	Oklahoma	0-6	Western Kentucky	1-2
Augustana (Ill.)	3-3	Lakeland	1-0	Oklahoma State	2-4	Western Michigan	1-0
Austin Peay	45-34	Lincoln (Mo.)	40-5	Ole Miss	0-1	Westminster (Mo.)	1-2
Ball State	2-1	Lindenwood	2-0	Olivet Nazarene	2-1	Wichita State	1-4
Belmont	5-3	Lipscomb	6-1	Oral Roberts	3-2	William Jewell	4-1
Bethel (Tenn.)	1-0	Long Island	0-1	Pittsburg State	2-1	William Penn	1-0-1
Bradley	5-6	Louisville	1-0	Princeton	0-1	William Woods	1-0
Brescia	2-0	Louisiana-Lafayette	2-1	Purdue	1-1	Wingate	1-1
Brown	0-2	Luther	2-0	Quincy	11-5	Winona State	1-0
Butler	0-2	Lyon	2-0	Rhode Island	0-1	Wisc.-Milwaukee	3-1
Carroll (Wis.)	2-0	MacMurray	4-0	Rockford	1-1	Wisc.-Stout	0-2
Centenary	2-0	Marietta	4-4	Southeastern Louisiana	2-2	Wright State	2-4
Central Arkansas	5-3	Martin Methodist	1-0	SIU Edwardsville	15-18		
Central Michigan	4-4	Maryville (Mo.)	4-1	Sacred Heart	2-0		
Central Missouri	10-13	McKendree	23-6	Saint Louis	34-27-1		
Central Oklahoma	1-0	McNeese State	1-2	Samford	9-8		
Christian Brothers	17-2	Maryland-Eastern Shore	1-0	Savannah State	1-0		
Cleveland State	2-0	Memphis	21-30	Slippery Rock	2-0		
Columbus State	1-2	Michigan State	0-2	Southeastern Louisiana	2-2		
Concordia (Mo.)	5-2	Mid-Continent	2-1	South Alabama	2-5		
Concordia (Neb.)	0-2	Middle Tennessee State	13-21	South Dakota State	6-2		
Creighton	1-2	Millikin	5-0	South Florida	0-3		
Culver-Stockton	3-0	Minnesota State-Mankato	1-1	Southern Illinois	27-42-		
Dallas Baptist	0-3	Mississippi	2-13	1			
Delaware State	1-0	Mississippi State	0-4	Southern Indiana	13-16		
Delta State	1-3	Missouri	9-21	Southern Mississippi	3-6		
Eastern Kentucky	32-34	Missouri Baptist	21-11	Southern	2-0		
Eastern Illinois	29-28	Missouri State	38-62	Southwest Baptist	15-2		
Eckerd	0-3	Missouri Valley	2-0	St. Anselm	1-0		
Evansville	29-20-1	Missouri Southern	3-5	St. Augustine's	1-0		
Florida A&M	1-0	Missouri S&T (Rolla)	61-27	St. Catharine	0-1		
Florida Atlantic	0-1	Missouri-St. Louis	28-30	St. Joseph's	0-1		
Florida Southern	0-2	Minnesota State-Moorhead	0-1	St. Leo	1-0		
Florida State	0-3	Morehead State	39-29	St. Olaf	0-2		
Freed-Hardeman	5-0	Murray State	49-47	Tampa	0-3		
Georgia Tech	0-4	Nebraska	0-3	Tennessee-Martin	60-22-1		
Grand View	1-2	Nebraska-Omaha	3-1	Tennessee State	6-0		
Greenville	1-1	New Mexico State	0-3	Tennessee Tech	44-24-1		
Harris-Stowe	19-2	Norfolk State	1-1	Troy	0-4		
Hannibal-LaGrange	2-0	North Alabama	0-2	Truman State	17-3		
Illinois-Chicago	7-0	North Dakota	13-5	Tulane	1-5		
Illinois State	3-12-2	Northeastern Illinois	10-7	Union (Ky.)	2-6		
Illinois Tech	2-0	Northern Colorado	1-3	Union (Tenn.)	3-1		
Indiana State	5-5	Northern Illinois	6-1	Valdosta State	0-2		



RECORD BOOK

IN THIS SECTION . . .

» Coaching Staff Profiles





Single-Season Hitting

Games Played

1. Kody Campbell, 2012 59
- Trenton Moses, 2012 59
- Eric Horstman, 2005 59
- Frank Montiel, 2005 59
3. Bo Jenkins, 2005 58
- Kenton Parmley, 2012 58
4. Ernie Bracamonte, 2004 57
- Eric Horstman, 2004 57
- Bo Jenkins, 2004 57
- Jeremy Johnson, 1997 57

Batting Average

(Minimum 70 At-Bats)

1. Dan Shy, 1989489
2. Chris Shadowens, 1986441
3. Todd Shylanski, 1991439
4. Dan Patterson, 1984438
5. Lon Steward, 1986433
6. Steve Vaughn, 1965429
7. LaMonte Collier, 1997426
8. Chris Janet, 1982418
9. Brent Wood, 1982415
10. Jeremy Johnson, 1999412

At-Bats

1. Kenton Parmley, 2012 245
- Michael Adamson, 2010 237
- Kenton Parmley, 2010 237
3. Jim Klocke, 2010 230
4. Ernie Bracamonte, 2004 229
- Denver Stuckey, 2002 229
6. Nick Harris, 2007 228
- Eric Horstman, 2004 228
- Kyle Yount, 1998 228
9. Kenton Parmley, 2011 227

Runs Scored

1. Kenton Parmley, 2010 67
2. Michael Adamson, 2011 64
3. Michael Adamson, 2010 63
4. Charlie Marino, 1998 62
5. Eric Horstman, 2004 61
- Jeremy Johnson, 2000 61
6. Jim Klocke, 2010 59
7. Trenton Moses, 2012 58
- Kenton Parmley, 2012 58
- Brian Hopkins, 2003 58
- Vern Hatton, 2002 58

Hits

1. Michael Adamson, 2010 92
2. Kenton Parmley, 2010 90
3. Kenton Parmley, 2012 89
4. Trenton Moses, 2012 87
- Kerry Robinson, 1995 87
6. LaMonte Collier, 1997 86
7. Jim Klocke, 2010 85
8. Eric Horstman, 2004 84
9. Michael Adamson, 2011 82
- Casey Jones, 2010 82
- Vern Hatton, 2002 82

Doubles

1. Kevin Meyer, 2000 25
2. Michael Adamson, 2010 23
3. Frank Montiel, 2004 22
- Jim Klocke, 2010 22
5. Jim Klocke, 2009 20
- Clemente Bonilla, 2001 20
- LaMonte Collier, 1997 20
8. Michael Adamson, 2011 19
- Eric Horstman, 2004 19
- Zach Borowiak, 2003 19
- Brian Hopkins, 2003 19
- Clemente Bonilla, 2002 19
- Jeff Bourbon, 1999 19
- Jeremy Johnson, 1998 19

Triples

1. Vern Hatton, 2002 9
2. Steve Vaughn, 1965 8
3. Scott Hopper, 1995 7
4. Eric Horstman, 2004 5
- Jeremy Johnson, 1999 5
- Steve Lowe, 1999 5
- Kerry Robinson, 1995 5
- Steve Bieser, 1989 5
- Dan Shy, 1989 5
10. 10 players tied 4

(Last by Nick Harris in 2008)

Home Runs

1. Charlie Marino, 1998 21
2. Dan Patterson, 1985 20
3. Trenton Moses, 2012 19
- Jeremy Johnson, 2000 19
5. Brian Hopkins, 2003 18
- Steve Williams, 1983 18
7. Louie Haseltine, 2010 17
- Darin Kinsolving, 2000 17
- Charlie Marino, 2000 17
- Kerry Kumer, 1987 17

Runs Batted In

1. Brian Schaefer, 1995 67
2. Jim Klocke, 2010 66
- Casey Jones, 2010 66
4. Charlie Marino, 2000 64
5. Trenton Moses, 2012 61
6. Zach Borowiak, 2003 59
- Brian Hopkins, 2003 59
8. Tyrell Cummings, 2008 58
- Vern Hatton, 2002 58
10. Matt Wagner, 2008 57
- Darin Kinsolving, 2000 57
- Chris Shadowens, 1986 57

Walks

1. Clemente Bonilla, 2001 61
2. Clemente Bonilla, 2002 54
3. Clemente Bonilla, 1999 53
4. Trenton Moses, 2012 42
- Jeremy Johnson, 2000 42
6. Kody Campbell, 2012 41

Walks (Continued)

7. Clemente Bonilla, 2000 39
- Steve Bieser, 1989 39
9. Darin Kinsolving, 2000 38
10. Jeff Morris, 1983 37

Strikeouts

1. Bo Jenkins, 2004 70
2. Cole Bieser, 2012 59
3. Daniel Schuh, 2006 57
4. Louie Haseltine, 2010 54
- Robert Kern, 1998 54
6. Charlie Marino, 2000 52
7. Ryan Barnes, 2012 51
8. Jeremy Johnson, 1998 50
- Charlie Marino, 1998 50
- Scott Hopper, 1995 50

Hit By Pitch

1. Trenton Moses, 2012 18
2. Jeremy Johnson, 1998 15
- Charlie Marino, 1998 15
3. Omar Padilla, 2006 14
- Jim Gerwitz, 1997 14
5. Trenton Moses, 2011 13
- Daryl Graham, 2007 13
- Omar Padilla, 2007 13
- Eric Horstman, 2005 13
- Vern Hatton, 2001 13
9. Daryl Graham, 2006 12
- Brady Noll, 2004 12
- Jim King, 1971 12

Total Bases

1. Trenton Moses, 2012 162
2. Brian Hopkins, 2003 160
3. Jeremy Johnson, 2000 151
4. Jim Klocke, 2010 146
5. Vern Hatton, 2002 144
- Charlie Marino, 1998 144
7. Kenton Parmley, 2012 143
8. Jeremy Johnson, 1999 141
9. Michael Adamson, 2010 139
10. Zach Borowiak, 2003 138

Slugging Percentage

(Minimum 70 At-Bats)

1. Dan Shy, 1989965
2. Steve Vaughn, 1965943
3. Dan Patterson, 1985854
4. Kerry Kumer, 1987853
5. Dan Patterson, 1984850
6. Chris Shadowens, 1986832
7. Steve Williams, 1982823
8. Steve Williams, 1983814
9. Brian Hopkins, 2003792
10. Jeremy Johnson, 2000770

On-Base Percentage

(Minimum 70 At-Bats)

1. Clemente Bonilla, 2001564
2. Dan Shy, 1989549
3. Steve Vaughn, 1965545
4. Trenton Moses, 2012531
5. Lon Steward, 1985519
6. Todd Shylanski, 1991516
7. Jeremy Johnson, 2000514
8. Trenton Moses, 2011502
8. Darin Kinsolving, 2000498
10. LaMonte Collier, 1997496

Stolen Bases

1. Doug Muench, 1986 33
2. LaMonte Collier, 1997 24
3. Lance Craft, 1997 23
4. Kerry Robinson, 1995 20
- Rhett Pierce, 1992 20
- Tony Gongwer, 1986 20
- Mark Amick, 1976 20
8. Tony Spencer, 2009 18
- Justin Christian, 2003 18
- Denver Stuckey, 2002 18
- Charlie Marino, 2000 18

Single-Game Hitting Records

At-Bats

- 8, by Omar Padilla at Austin Peay (4/22/07)

Hits

- 6, 2x, last by Jordan Payne at Tennessee Tech (5/14/05)

Triples

- 2, 6x, last by Justin Christian vs. Missouri (3/11/03)

RBI

- 9, by Dan Shy at Lincoln (4/21/89)

Walks

- 5, by Clemente Bonilla at Austin Peay (5/19/00)

Runs Scored

- 5, 6x, last by Cole Bieser and Kenton Parmley vs. IPFW (2/26/12)

Doubles

- 3, 11x, last by Derek Gibson at UT Martin (4-27-12)

Home Runs

- 4, by Scott Pruneau at Austin Peay (3/29/92)

Stolen Bases

- 4, by Lance Craft at Murray State (3/16/97)

Strikeouts

- 4, 12x, last by Jordan Payne vs. Samford (5/25/06)



Career Hitting

Games Started

1. Kenton Parmley, 2009-12 ... 217
2. Jeremy Johnson, 1997-00..... 216
3. Jim Klocke, 2007-10..... 213
- Zach Borowiak, 2000-03 213
- Clemente Bonilla, 1999-02..... 213
- Jeff Bourbon, 1998-01 213
7. Denver Stuckey, 2000-03..... 205
8. Trenton Moses, 2008-12 204
9. Darin Kinsolving, 1997-00..... 201
10. Kyle Yount, 1996-99 190

Batting Average

(Minimum 200 At-Bats)

1. Dan Shy, 1988-89..... .426
2. Lon Steward, 1985-86..... .406
3. Todd Shylanski, 1991-92......387
4. Dan Patterson, 1984-86......384
5. Doug Muench, 1985-86......377
6. LaMonte Collier, 1996-97 .376
7. Michael Adamson, 2010-11373
8. Casey Jones, 2010-11......362
- Jim Klocke, 2007-10......362
10. Eric Horstman, 2004-05 .. .363

At-Bats

1. Kenton Parmley, 2009-12 .. 882
2. Zach Borowiak, 2000-03 830
3. Jeremy Johnson, 1997-00..... 800
4. Jim Klocke, 2007-10..... 782
5. Jeff Bourbon, 1998-01 754
6. Denver Stuckey, 2000-03..... 753
7. Trenton Moses, 2008-12 723
8. Clemente Bonilla, 1999-02..... 686
- Kyle Yount, 1996-99 686
10. Darin Kinsolving, 1997-00. 648

Runs Scored

1. Jeremy Johnson, 1997-00..... 214
2. Kenton Parmley, 2009-12 ... 206
- Jim Klocke, 2007-10..... 206
4. Denver Stuckey, 2000-03..... 178
5. Clemente Bonilla, 1999-02..... 172
6. Trenton Moses, 2008-12 159
7. Jeff Bourbon, 1998-01 151
- Darin Kinsolving, 1997-00. 151
9. Kenton Parmley, 2009-pres. 148
10. Nick Harris, 2007-11..... 139
- Zach Borowiak, 2000-02 139

Hits

1. Kenton Parmley, 2008-12 ... 302
2. Jeremy Johnson, 1997-00..... 287
3. Jim Klocke, 2007-10..... 283
4. Zach Borowiak, 2000-03 271
5. Trenton Moses, 2008-12 244
6. Denver Stuckey, 2000-03..... 237
7. Jeff Bourbon, 1998-01 217
8. Kyle Yount, 1996-99 215
9. Clemente Bonilla, 1999-03. 212
10. Darin Kinsolving, 1997-00. 200

Doubles

1. Zach Borowiak, 2000-03 68
2. Jeremy Johnson, 1997-00..... 65
3. Jeff Bourbon, 1998-01 62
4. Jim Klocke, 2007-10..... 59
- Clemente Bonilla, 1999-02..... 59
6. Denver Stuckey, 2000-03..... 56
7. Kenton Parmley, 2009-12 ... 51
8. Trenton Moses, 2008-12 50
9. Nick Harris, 2007-11..... 42
10. Tom Breuer, 1993-96..... 41

Triples

1. Vern Hatton, 2001-02 13
2. Jeremy Johnson, 1997-00..... 11
- Scott Hopper, 1994-96 11
- Steve Vaughn, 1965-67..... 11
5. Jeff Steffens, 1987-90..... 10
6. Don Metz, 1967-70..... 9
- Nick Harris, 2007-11..... 9
8. Kerry Robinson, 1993-95 8
- Brian Moeglin, 1991-94 8
- Chris Janet, 1981-84..... 8

Home Runs

1. Steve Williams, 1981-84 52
2. Jeremy Johnson, 1997-00..... 49
- Darin Kinsolving, 1997-00.. 49
4. Dan Patterson, 1984-86..... 40
5. Charlie Marino, 1998-00..... 39
6. Trenton Moses, 2008-12 36
7. Jeff Bourbon, 1998-01 34
8. Kenton Parmley, 2008-12 32
- Jim Klocke, 2007-10..... 32
10. Matt Wagner, 2007-09 31
- Brian Hopkins, 2001-03..... 31

Runs Batted In

1. Jim Klocke, 2007-10..... 190
2. Jeremy Johnson, 1997-00..... 184
3. Steve Williams, 1981-84 167
4. Trenton Moses, 2008-12 163
5. Jeff Bourbon, 1998-01 161
6. Darin Kinsolving, 1997-00. 157
7. Zach Borowiak, 2000-03 154
8. Matt Wagner, 2007-09 152
9. Kenton Parmley, 2008-12 ... 135
10. Tom Breuer, 1993-96..... 127

Walks

1. Clemente Bonilla, 1999-02 ... 207
2. Jim Klocke, 2007-10..... 121
3. Jeremy Johnson, 1997-00..... 117
4. Darin Kinsolving, 1997-00. 116
5. Trenton Moses, 2008-12 103
6. Kenton Parmley, 2008-12 89
- Steve Williams, 1981-84 89
8. Rex Crosnoe, 1993-95 85
9. Kody Campbell, 2009-12 77
10. Brent Wood, 1980-83..... 76

Hit By Pitch

1. Trenton Moses, 2008-Pres. 49
2. Omar Padilla, 2006-07 27
- Jeremy Johnson, 1997-00..... 27
3. Daryl Graham, 2006-07 25
- Darin Kinsolving, 1997-00.. 25
- Tom Breuer, 1993-96..... 25
7. Charlie Marino, 1998-00..... 24
8. Denver Stuckey, 2000-03..... 23
- Vern Hatton, 2001-02 23
- Jeff Bourbon, 1998-01 23

Total Bases

1. Jeremy Johnson, 1997-00.... 521
2. Kenton Parmley, 2009-12 ... 457
3. Jim Klocke, 2007-10..... 442
4. Zach Borowiak, 2000-03 425
5. Trenton Moses, 2008-12 406
6. Darin Kinsolving, 1997-00. 389
7. Jeff Bourbon, 1998-01 387
8. Denver Stuckey, 2000-03..... 349
9. Steve Williams, 1981-84 348
10. Brian Hopkins, 2001-03..... 323

Slugging Percentage

(Minimum 200 At-Bats)

1. Dan Patterson, 1984-86.... .815
2. Dan Shy, 1988-89..... .760
3. Steve Williams, 1981-84745
4. Lon Steward, 1985-86..... .721
5. Charlie Marino, 1998-00.. .677
6. Todd Shylanski, 1991-92.. .675
7. Jeremy Johnson, 1997-00.. .651
8. Louie Haseltine, 2008-11......631
9. Casey Jones, 2010-11626
8. Steve Vaughn, 1965-67..... .623

On-Base Percentage

(Minimum 200 At-Bats)

1. Dan Shy, 1988-89..... .505
2. Lon Steward, 1985-86..... .498
3. Steve Bieser, 1988-89478
4. Clemente Bonilla, 1999-02.. .472
5. Jeff Morris, 1983-84463
6. Todd Shylanski, 1991-92... .462
7. Dan Patterson, 1984-86.... .459
8. Jim Klocke, 2007-10......458
- Russ Deal, 1979-82458
10. LaMonte Collier, 1996-97 .457

Stolen Bases

1. Denver Stuckey, 2000-03..... 52
2. Jeremy Johnson, 1997-00..... 50
3. Kerry Robinson, 1993-95 46
- Kenton Parmley, 2009-23 46
5. Doug Muench, 1985-86 44
6. Lance Craft, 1996-97 39
7. Nick Harris, 2007-11..... 37
8. Clemente Bonilla, 1999-02..... 34
- Charlie Marino, 1998-00..... 34
- Mark Amick, 1973-76 34

Consecutive Records

Longest Hitting Streak

47 Games, by Kenton Parmley (2012)
Third Longest in NCAA History

Consecutive Games Reaching Base Safely

79 Games, by Trenton Moses 2012





Single-Season Pitching

Earned Run Average

(Minimum 40 Innings Pitched)

1. Mike Payne, 19701.30
2. Todd Pennington, 20011.33
3. Trae Hastings, 19781.38
4. Galen McSpadden, 19731.47
5. Galen McSpadden, 19741.53
6. Kenny Reinagel, 19841.64
7. Jeff Hilz, 20001.71
8. Jerry Payne, 19721.73
9. Mike Payne, 19721.88
10. Steve Hosick, 19771.93

Wins

1. Tim Alvarez, 2003 14
2. Brad Purcell, 2002 12
- Brandon Smith, 2002 12
- Todd Pennington, 2001 12
5. Ryan Spille, 1998 11
- Brian Harper, 1988 11
7. Ryan Spille, 1999 10
- Jim Parks, 1989 10
- Lee Lummus, 1987 10
10. 5 pitchers tied 9

(Last by Brad LaBruyere in 2011)

Losses

1. Jamie McAlister, 2006 12
2. John Jarvis, 1992 10
3. Casey Johnson, 2005 9
- Jamie McAlister, 2005 9
5. Tommy Thomas, 2001 8
- Zack Smith, 2012 8
6. Jamie McAlister, 2005 7
- Anthony Maupin, 2004 7
- David Michel, 1997 7
- Dave Siboda, 1997 7
- Kerry McMahon, 1994 7
- Dave Gronowski, 1981 7

Saves

1. Brad Smith, 2004 11
2. Logan Mahon, 2011 8
- Hal Hempe, 1987 8
3. Jim Klocke, 2009 7
4. **Shae Simmons, 2011 5**
- Shae Simmons, 2010 5**
- Mark Frazier, 2002 5
- Jeff Hunt, 1976 5
7. Jeff Hilz, 2000 4
- Troy Pehle, 1995 4
- Christian Hull, 2012 4

Games Started

1. Dave Jorn, 1976 19
2. Casey Johnson, 2005 17
- Brad Purcell, 2002 17
- Jason Swearingen, 1998 17
4. Derek Herbig, 2005 16
- Dan Huesgen, 2000 16
- John Jarvis, 1992 16
7. 9 pitchers tied 15

(Last by Shae Simmons in 2012)

Appearances

1. Brad Smith, 2004 30
2. Casey Johnson, 2005 29
3. Jamie McAlister, 2005 28
- Jeff Hilz, 2000 28
5. Jeff Hilz, 2001 27
6. Mark Frazier, 2002 26
7. **Shae Simmons, 2010 25**
- Josh Parham, 2006 25
9. **Shae Simmone, 2011 23**
- Ryan Poole, 2009 23
- Anthony Maupin, 2004 23
- James Beever, 2003 23
- Ryan Spille, 1998 23
- Jason Swearingen, 1998 23
- David Michel, 1997 23
- D. Dannenmueller, 1992 23

Shutouts

1. Trae Hastings, 1976 4
2. Asif Shah, 2007 3
- Tim Alvarez, 2003 3
- Todd Pennington, 2001 3
- Dan Huesgen, 1999 3
6. 12 pitchers tied 2

(Last by Dustin Renfrow in 2007)

Complete Games

1. Jason Swearingen, 1998 9
- Lance Hemmer, 1983 9
3. Ryan Spille, 1999 8
- Ryan Spille, 1998 8
- Brian Harper, 1988 8
- Dan Stroud, 1983 8
- Trae Hastings, 1976 8
8. 7 pitchers tied 7

(Last by Anthony Maupin in 2004)

Innings Pitched

1. Brad Purcell, 2002 117.0
2. Jason Swearingen, 1998 110.0
3. Jamie McAlister, 2006 109.1
4. Ryan Spille, 1998 109.0
5. Tim Alvarez, 2003 108.1
6. Ryan Spille, 1999 104.1
7. Anthony Maupin, 2004 103.1
8. Lanson Debrock, 2000 99.1
9. Joey Evans, 2005 98.1
10. Brian Harper, 1988 98.0

Strikeouts

1. Ryan Spille, 1998 130
2. Todd Pennington, 2001 121
3. Brad Purcell, 2002 102
4. Brian Harper, 1988 94
5. Tommy Thomas, 2000 92
6. Shae Simmons, 2012 89
7. James Leigh, 2009 87
- Jim Parks, 1991 87
9. Brian Harper, 1987 86
10. Ryan Spille, 1999 85

Strikeouts- 9 INN

(Minimum 40 Innings Pitched)

1. Galen McSpadden, 1973 12.14
2. Hal Hempen, 1987 12.02
3. Jon Nourie, 2003 11.62
4. Jeff Hilz, 2001 11.60
5. Todd Pennington, 2001 11.46
6. Tommy Thomas, 2000 11.39
7. Ralph Hachman, 1965 11.38
8. Brad Smith, 2004 10.93
9. Ryan Spille, 1998 10.73
10. Derek Herbig, 2004 10.61

Hits Allowed

1. Jeremy Johnson, 1998 15
- Charlie Marino, 1998 15
3. Omar Padilla, 2006 14
- Jim Gerwitz, 1997 14
5. Daryl Graham, 2007 13
- Omar Padilla, 2007 13
- Eric Horstman, 2005 13
- Vern Hatton, 2001 13
9. Daryl Graham, 2006 12
- Brady Noll, 2004 12
- Jim King, 1971 12


Walks Allowed

1. Casey Johnson, 2005 59
2. Joe Schulte, 1985 53
3. Derek Herbig, 2005 52
- Mike Fitch, 2004 52
- Shae Simmons, 2012 52
5. Ryan Spille, 1998 50
- John Jarvis, 1992 50
7. Asif Shah, 2006 46
8. Tommy Thomas, 2000 45
9. Jim Edwards, 1990 44
10. D. Dannenmueller, 1992 43
- Alan Wieter, 1992 43

Walks Allowed

(Minimum 40 Innings Pitched)

1. Jason Swearingen, 1998 1.39
2. Max Mitts, 1994 1.60
3. Troy Pehle, 1995 1.61
4. Dan Huesgen, 1999 1.88
5. Jamie McAlister, 2006 1.89
- Jeff Bohnert, 1986 1.89
7. David Michel, 1996 2.06
8. Dustin Renfrow, 2007 2.08
9. Lee Lummus, 1987 2.18
10. Galen McSpadden, 1971 2.25



Jason Swearingen

Single-Game Pitching Records

Strikeouts

17, by John Holdner, 1961

Innings Pitched

11.0, by Tom Reinagel (4/19/71)



Career Pitching

Earned Run Average

(Minimum 100 Innings Pitched)

1. Dave Jorn, 1975-76.....2.24
2. Trae Hastings, 1975-782.30
3. Kenny Reinagel, 1982-84.....2.41
4. Jeff Hilz, 2000-012.42
5. Galen McSpadden, 1971-74...2.65
6. Tim Alvarez, 2002-032.82
7. Todd Pennington, 1999-01 ...2.83
8. Tim Smith, 1975-76.....2.88
9. Mike Payne, 1969-72.....2.90
10. Doug Paker, 1990-91.....3.10

Wins

1. Lee Lummus, 1986-89 28
2. Jason Swearingen, 1995-98.. 27
3. Dan Huesgen, 1997-00 22
- Trae Hastings, 1975-78 22
5. Ryan Spille, 1998-99 21
- Jim Parks, 1987-91 21
- Brian Harper, 1986-88 21
8. Tim Alvarez, 2002-03 19
9. David Michel, 1995-97 18
- Galen McSpadden, 1971-74 18

Losses

1. Jamie McAlister, 2005-06..... 20
2. Jason Swearingen, 1995-98..... 17
3. Lanson Debrock, 1997-00 ... 16
4. David Michel, 1995-97 15
- Troy Pehle, 1994-97 15
6. John Jarvis, 1991-92 14
- D. Dannenmueller, 1990-93. 14
8. Anthony Maupin, 2004-06.. 13
- Dan Huesgen, 1997-00 13
- Jim Parks, 1987-91 13
- Keith Boeller, 1980-83..... 13

Saves

1. Brad Smith, 2003-05 13
2. Hal Hempen, 1986-87 10
3. **Shae Simmons, 2010-pres... 8**
- Jim Klocke, 2007-09 8
- Logan Mahon, 2010-11.....8
6. Troy Pehle, 1994-97 7
7. Josh Parham, 2005-07 6
- Jeff Hilz, 2000-01 6
9. Jamie McAlister, 2005-06..... 5
- Mark Frazier, 2001-02..... 5
- Mick Eftink, 1979-82..... 5
- Jeff Hunt, 1976-77 5

Games Started

1. Jason Swearingen, 1995-98..... 56
2. Derek Herbig, 2004-06 39
- David Michel, 1995-97 39
- Lee Lummus, 1986-89 39
5. Dan Huesgen, 1997-00 38
6. Lanson Debrock, 1997-00 ... 34
7. Jim Parks, 1987-91 33
- Trae Hastings, 1975-78 33
9. Josh Syberg, 2007-11..... 32
10. Anthony Maupin, 2004-06.. 31

Appearances

1. Jason Swearingen, 1995-98..... 76
2. Dan Huesgen, 1997-00 70
3. Lanson Debrock, 1997-00 ... 69
4. Josh Parham, 2005-07 66
- Troy Pehle, 1994-97 66
6. Brandon Smith, 1999-02..... 65
7. Shae Simmons, 2010-12..... 63
8. Ryan Forsyth, 2003-05 59
9. David Michel, 1995-97 58
10. Jeff Hilz, 2000-01 55

Shutouts

1. Trae Hastings, 1975-78 5
2. Asif Shah, 2006-07..... 3
- Tim Alvarez, 2002-03 3
- Todd Pennington, 1999-01 3
- Dan Huesgen, 1997-00 3
- Ryan Spille, 1998-99 3
- Doug Baker, 1990-91 3
- Lance Hemmer, 1982-84..... 3
- Kenny Reinagel, 1982-84 3
- Keith Boeller, 1980-83..... 3

Complete Games

1. Trae Hastings, 1975-78 24
2. Jason Swearingen, 1995-98..... 21
3. Ryan Spille, 1998-99 16
4. Jim Parks, 1987-91 15
- Keith Boeller, 1980-83..... 15
6. Brian Harper, 1986-88 14
7. Anthony Maupin, 2004-06.. 13
8. Lee Lummus, 1986-89 12
- Lance Hemmer, 1982-84..... 12
- Dan Stroud, 1981-83..... 12
- Galen McSpadden, 1971-74... 12

Innings Pitched

1. Jason Swearingen, 1995-98 368.1
2. Dan Huesgen, 1997-00283.1
3. David Michel, 1995-97247.0
4. Lee Lummus, 1986-89246.1
5. Jim Parks, 1987-91240.0
6. Lanson Debrock, 1997-00...235.1
7. Trae Hastings, 1975-78234.1
8. Ryan Spille, 1998-99213.1
9. Brian Harper, 1986-88207.1
10. Ryan Forsyth, 2003-05203.0

Strikeouts

1. Trae Hastings, 1975-78 239
2. Ryan Spille, 1998-99 215
3. Brian Harper, 1986-88 209
4. Galen McSpadden, 1971-74.. 204
5. Dan Huesgen, 1997-00 201
- Jason Swearingen, 1995-98.....201
7. Jim Parks, 1987-91 196
8. David Michel, 1995-97 183
9. Derek Herbig, 2004-06 177
10. Shae Simmons, 2010-12..... 169

Strikeouts- 9 Innings


(Minimum 100 Innings Pitched)

1. Jeff Hilz, 2000-01.....10.78
2. Todd Pennington, 1999-01..... 10.54
3. Joe Schulte, 1984-8510.20
4. Tommy Thomas, 2000-01.....10.06
5. Shae Simmons, 2010-129.98
6. Galen McSpadden, 1971-74 .. 9.32
7. Trae Hastings, 1975-78 9.18
8. Ryan Spille, 1998-99 9.07
- Brian Harper, 1986-88 9.07
10. James Leigh, 2007-09..... 9.00

Walks Allowed- 9 Innings

(Minimum 100 Innings Pitched)

1. Max Mitts, 1993-941.81
2. Jason Swearingen, 1995-98.....2.13
3. Jeff Bohnert, 1985-862.35
4. Jamie McAlister, 2005-06....2.43
5. Dustin Renfrow, 2007-08 ..2.60
6. Dan Huesgen, 1997-002.64
7. Kyle Guimeny, 2009-10.....2.76
- Tim Alvarez, 2002-032.76
9. Larry Rothweil, 1994-95 ...2.83
10. David Michel, 1995-972.84



Tim Alvarez



Josh Syberg



Miscellaneous Records

Postseason History

(Since Joining NCAA

Division I)

OVC Tournament

Appearances and Records

(Finish)

1992.....	1-2
1995.....	2-2 (2nd)
1996.....	1-2
1997.....	3-2 (2nd)
1998.....	3-0 (1st)
1999.....	0-2
2000.....	2-2 (2nd)
2001.....	0-2
2002.....	4-1 (1st)
2003.....	1-2
2004.....	3-2 (2nd)
2005.....	0-2
2006.....	2-2
2007.....	1-2
2008.....	3-2 (2nd)
2009.....	0-2
2010.....	0-2
2011.....	2-2
2012.....	2-2
Overall Record	30-34

NCAA Tournament

Results

1998 Midwest Regional
Wichita, Kan.

5/21 vs. Wichita State - L, 4-7
5/21 vs. Georgia Tech - L, 5-14

2002 Tuscaloosa Regional
Tuscaloosa, Ala.

5/31 vs. Alabama - W, 7-4
6/1 vs. Florida Atlantic - L, 6-12
6/1 vs. Alabama - L, 4-7

Single-Game Records

Most Runs Scored

27, vs. Freed-Hardeman (3/28/07)

Most Runs Allowed

25, at Murray State (4/10/09)

Largest Margin of Victory

22, at Mo.-St. Louis (3/23/85)

22, vs. Flat River JC (5/11/61)

Largest Margin of Defeat

23, at Murray State (4/10/09)

Largest Win in a Shutout:

22-0, vs. Flat River JC, 5/11/61

Largest Loss in a Shutout:

0-23, at Tampa, 3/12/88

Single-Season Wins

1. 2002	37
2000	37
3. 2011.....	34
2001	34
5. 2007.....	32
1998	32
1995	32
8. 2003	31
7. 1982	30
10. 2010.....	30

Single-Season Winning Percentage

1. 1965	800 (16-4)
2. 1973	778 (14-4)
3. 1982	769 (30-9)
4. 1964	750 (15-5)
5. 1983	744 (29-10)
6. 1986	686 (29-13-1)
7. 2000	685 (37-17)
8. 1971	682 (15-7)
9. 1975	667 (18-9)
10. 1977	658 (25-13)

Single-Season Runs

1. 2010	452
2. 2000	397
3. 1998	396
4. 2002	393
5. 2011.....	387
6. 2003	381
7. 2008	368
1986	368
9. 2012.....	365
10. 2004	363

Single-Season Batting Average

1. 1986354
2. 2010.....	.346
3. 1982324
4. 1985323
5. 1989322
6. 2003321
1963321
8. 2011.....	.316
9. 1983315
10. 2000314

Single-Season Earned Run Average

1. 1973	1.82
2. 1972	2.32
1970	2.32
4. 1974	2.37
5. 1965	2.64
6. 1975	2.65
7. 1991	3.16
8. 1976	3.17
9. 1977	3.39
10. 1982	3.44

Single-Season Fielding Percentage

1. 2008.....	.968
2. 2011.....	.986
3. 2012.....	.967
4. 2007.....	.965
5. 2005964
2001964
2000964
8. 2003960
9. 1998959
10. 2002958

Consecutive Streaks

Wins

Length	Year	Details
14	2003	3/12 (vs. St. Louis) - 4/12 (at Eastern Ky.), snapped: 4/12 (at Eastern Ky.)
13	1973	Game 1 (vs. Centenary) - Game 13 (vs. Lincoln), snapped: Game 14 (vs. Lincoln)
11	1985	4/3 (gm. 2 vs. Evansville) - 4/19 (vs. Northeastern Ill.), snapped: 4/20 (at SIU-E)
11	1977	Game 12 (vs. Mo.-Rolla) - Game 22 (vs. Mo. State), snapped: Game 23 (vs. Truman St.)
10	1976	Game 2 (vs. Memphis) - Game 11 (vs. Tenn.-Martin), snapped: Game 12 (vs. Tenn.-Martin)

Losses

Length	Year	Details
10	2012	3/14 (vs. Arkansas-Little Rock) - 3/30 (at Eastern Illinois), snapped 3/31 (at Eastern Illinois)
8	1992	2/19 (at Ark. State) - 3/8 (at Columbus College), snapped: 3/8 (at Columbus College)
7	2006	3/11 (vs. South Dakota St.) - 3/26 (at UT Martin), snapped: 3/29 (vs. Missouri)
7	1981	4/8 (at Southern Ill.) - 4/18 (vs. Mo.-St. Louis), snapped: 4/21 (vs. Maryville)
7	1969	Game 4 (vs. Wisc. State) - Game 10 (vs. Mo.-Rolla), snapped: Game 11 (vs. Mo.-Rolla)
6, 4x	last 2008	4/9 (vs. Arkansas State) - 4/19 (Samford, Gm. 1), snapped: 4/19 (Samford, Gm. 2)

Shutout Wins

3, 3 times; Last: 4/1/06 (vs. Murray St.) - 4/2/06 (vs. Murray St.)



Individual-Season Leaders

******- The first team was formed in 1900 and sporatically played until 1933. The baseball team was absent from 1933 to 1959.

Batting Average

1959 .333- Black
 1960 .351 - Probst, Ron
 1961 .367 - Plassmeyer, Kenneth
 1962 .282 - Wadlington, Gary
 1963 .400 - Newcomb, Keith
 1964 .406 - Wadlington, Gary
 1965 .429 - Vaughn, Steve
 1966 .274 - Steimle, Doug
 1967 .333 - Metz, Don
 1968 .318 - Vaughn, Steve
 1969 .299 - Metz, Don
 1970 .351 - Metz, Don
 1971 .343 - Wallace, Ron
 1972 .377 - Auer, Ron
 1973 .319 - Wengert, Gary
 1974 .382 - Amick, Mark
 1975 .333 - Dambach, Grant
 1976 .348 - Amick, Mark
 1977 .328 - Samples, Mike
 1978 .370 - Basta, Ed
 1979 .361 - Schatzley, Bill
 1980 .344 - Dohogne, Rick
 1981 .355 - Deal, Russ
 1982 .418 - Janet, Chris
 1983 .378 - Daily, Rick
 1984 .438 - Patterson, Dan
 1985 .376 - Steward, Lon
 1986 .441 - Shadowens, Chris
 1987 .397 - Stucker, Gary
 1988 .350 - Steffens, Jeff
 1989 .489 - Shy, Dan
 1990 .361 - Thomas, Scott
 1991 .439 - Shylanski, Todd
 1992 .362 - Pierce, Rhett
 1993 .350 - Pruneau, Scott
 1994 .329 - Crosnoe, Rex
 1995 .385 - Robinson, Kerry
 1996 .358 - Curran, Rusty
 1997 .426 - Collier, Lamonte
 1998 .351 - Yount, Kyle
 1999 .412 - Johnson, Jeremy
 2000 .408 - Johnson, Jeremy
 2001 .382 - Bonilla Jr., Clemente
 2002 .369 - Hatton, Vern
 2003 .401 - Hopkins, Brian
 2004 .368 - Horstman, Eric
 2005 .352 - Horstman, Eric
 2006 .337 - Padilla, Omar
 2007 .325 - Padilla, Omar
 2008 .357 - Klocke, Jim
 2009 .394 - Klocke, Jim

2010 .398 - Jones, Casey
 2011 .395 - Moses, Trenton
 2012 .408 - Moses, Trenton

Slugging Percentage

1965 .943 - Vaughn, Steve
 1966 .467 - Steimle, Doug
 1967 .513 - Metz, Don
 1968 .500 - Metz, Don
 1969 .486 - Metz, Don
 1970 .581 - Metz, Don
 1971 .610 - Auer, Ron
 1972 .705 - Auer, Ron
 1973 .429 - Amick, Mark
 1974 .490 - Amick, Mark
 1975 .473 - Dambach, Grant
 1976 .553 - Wieser, Dan
 1977 .675 - Wieser, Dan
 1978 .646 - Murphy, Dan
 1979 .514 - Dohogne, Rick
 1980 .600 - Williams, Joe
 1981 .709 - Deal, Russ
 1982 .823 - Williams, Steve
 1983 .814 - Williams, Steve
 1984 .850 - Patterson, Dan
 1985 .854 - Patterson, Dan
 1986 .832 - Shadowens, Chris
 1987 .853 - Kumer, Kerry
 1988 .516 - DeFere, Dean
 1989 .965 - Shy, Dan
 1990 .585 - Edwards, Tim
 1991 .764 - Shylanski, Todd
 1992 .581 - Shylanski, Todd
 1993 .490 - Pruneau, Scott
 1994 .515 - Crosnoe, Rex
 1995 .636 - Schaefer, Brian
 1996 .573 - Clark, Shawn
 1997 .663 - Collier, Lamonte
 1998 .727 - Marino, Charlie
 1999 .727 - Johnson, Jeremy
 2000 .770 - Johnson, Jeremy
 2001 .645 - Bonilla Jr., Clemente
 2002 .649 - Hatton, Vern
 2003 .792 - Hopkins, Brian
 2004 .568 - Montiel, Frankie
 2005 .481 - Lawson, Brent
 2006 .515 - Payne, Jordan
 2007 .514 - Padilla, Omar
 2008 .582 - Harris, Nick
 2009 .667 - Haseltine, Louie
 2010 .635 - Klocke, Jim
 2011 .672 - Moses, Trenton

2012 .761 - Moses, Trenton

On Base Percentage

1959 .333- Black
 1960 .351 - Probst, Ron
 1961 .367 - Plassmeyer, Kenneth
 1962 .282 - Wadlington, Gary
 1963 .400 - Newcomb, Keith
 1964 .406 - Wadlington, Gary
 1965 .545 - Vaughn, Steve
 1966 .274 - Steimle, Doug
 1967 .333 - Metz, Don
 1968 .316 - Metz, Don
 1969 .299 - Metz, Don
 1970 .448 - Metz, Don
 1971 .437 - Drury, Mark
 1972 .513 - Auer, Ron
 1973 .250 - Amick, Mark
 1974 .447 - Amick, Mark
 1975 .415 - Dambach, Grant
 1976 .443 - Amick, Mark
 1977 .445 - Wieser, Dan
 1978 .474 - Basta, Ed
 1979 .440 - Dohogne, Rick
 1980 .442 - Thompson, Jay
 1981 .467 - Deal, Russ
 1982 .496 - Wood, Brent
 1983 .490 - Morris, Jeff
 1984 .495 - Patterson, Dan
 1985 .519 - Steward, Lon
 1986 .488 - Shadowens, Chris
 1987 .462 - Sandheinric, Kelly
 1988 .453 - Bieser, Steve
 1989 .549 - Shy, Dan
 1990 .434 - Thomas, Scott
 1991 .516 - Shylanski, Todd
 1992 .456 - Pierce, Rhett
 1993 .426 - Crosnoe, Rex
 1994 .413 - Crosnoe, Rex
 1995 .475 - Crosnoe, Rex
 1996 .427 - Curran, Rusty
 1997 .496 - Collier, Lamonte
 1998 .444 - Marino, Charlie
 1999 .463 - Johnson, Jeremy
 2000 .514 - Johnson, Jeremy
 2001 .564 - Bonilla Jr., Clemente
 2002 .494 - Bonilla Jr., Clemente
 2003 .465 - Hopkins, Brian
 2004 .443 - Horstman, Eric
 2005 .433 - Horstman, Eric
 2006 .424 - Rave, Aaron
 2007 .443 - Klocke, Jim

2008 .469 - Klocke, Jim
 2009 .484 - Klocke, Jim
 2010 .449 - Campbell, Kody
 2011 .502 - Moses, Trenton
 2012 .531 - Moses, Trenton

At-Bats

1959 39 - Jorgenson
 1960 42 - Plassmeyer, Ken
 1961 62 - Turk, Jim
 1962 71 - Wadlington, Gary
 1963 77 - Wadlington, Gary
 1964 65 - Turk, Jim
 1965 71 - Wadlington, Gary
 1966 63 - Kesterson, Al
 1967 80 - Vaughn, Steve
 1968 76 - Metz, Don
 1969 67 - Metz, Don
 1970 74 - Metz, Don
 1971 77 - Auer, Ron
 1972 68 - Drury, Mark
 1973 56 - Dambach, Mike
 1974 102 - Amick, Mark
 1975 93 - Dambach, Grant
 1976 147 - Dambach, Grant
 1977 131 - Samples, Mike
 1978 82 - Murphy, Dan
 1979 70 - Dohogne, Rick
 1980 133 - Miller, Blake
 1981 117 - Williams, Steve
 1982 134 - Janet, Chris
 1983 129 - Williams, Steve
 129 - Janet, Chris
 1984 102 - Morris, Jeff
 1985 139 - Muench, Doug
 1986 152 - Gongwer, Tony
 1987 126 - Giegling, Jim
 126 - Stucker, Gary
 1988 157 - Steffens, Jeff
 1989 141 - Shy, Dan
 1990 143 - Steffens, Jeff
 1991 162 - Pruneau, Scott
 1992 166 - Layton, Aaron
 1993 143 - Pruneau, Scott
 1994 177 - Robinson, Kerry
 1995 226 - Robinson, Kerry
 1996 179 - Curran, Rusty
 1997 205 - Johnson, Jeremy
 1998 228 - Yount, Kyle
 1999 203 - Yount, Kyle
 2000 211 - Meyer, Kevin
 2001 211 - Borowiak, Zach



Individual-Season Leaders

2002 229 - Stuckey, Denver
 2003 216 - Stuckey, Denver
 2004 229 - Bracamonte, Ernie
 2005 227 - Horstman, Eric
 2006 199 - Graham, Darryl
 2007 228 - Harris, Nick
 2008 225 - Cummings, Tyrell
 2009 202 - Cummings, Tyrell
 2010 237 - Parmley, Kenton
 237 - Adamson, Michael
 2011 227 - Parmley, Kenton
 2012 245 - Parmley, Kenton

Runs Scored

1959 8 - O'Connor, Gerald
 8 - Jorgenson
 8 - Plassmeyer, Ken
 1965 26 - Vaughn, Steve
 1966 11 - Vaughn, Steve
 11 - Brune, Greg
 11 - Kesterson, Al
 1967 20 - Reid, Bill
 1968 15 - Metz, Don
 1969 14 - Roll, Lee
 1970 17 - Metz, Don
 1971 16 - Auer, Ron
 1972 18 - Auer, Ron
 1973 11 - Landgraf, Jeff
 1974 22 - Amick, Mark
 1975 23 - Dambach, Grant
 1976 39 - Wieser, Dan
 1977 35 - Wieser, Dan
 1978 25 - Basta, Ed
 1979 17 - Samples, Mike
 1980 26 - Dohogne, Rick
 1981 33 - Deal, Russ
 1982 47 - Williams, Steve
 1983 50 - Morris, Jeff
 1984 32 - Morris, Jeff
 1985 44 - Simmons, Mark
 1986 55 - Gongwer, Tony
 1987 29 - Kumer, Kerry
 29 - Schreck, Chris
 1988 25 - McConnell, Britt
 1989 51 - Bieser, Steve
 1990 31 - Thomas, Scott
 1991 38 - Kress, Steve
 1992 41 - Pierce, Rhett
 1993 29 - Pruneau, Scott
 1994 31 - Crosnoe, Rex
 1995 57 - Robinson, Kerry
 1996 43 - Collier, Lamonte
 43 - Curran, Rusty
 1997 57 - Johnson, Jeremy

1998 62 - Marino, Charlie
 1999 50 - Johnson, Jeremy
 2000 61 - Johnson, Jeremy
 2001 49 - Bonilla Jr., Clemente
 2002 58 - Hatton, Vern
 2003 58 - Hopkins, Brian
 2004 61 - Horstman, Eric
 2005 51 - Horstman, Eric
 2006 43 - Graham, Darryl
 2007 54 - Padilla, Omar
 2008 53 - Klocke, Jim
 2009 56 - Klocke, Jim
 2010 67 - Parmley, Kenton
 2011 64 - Adamson, Michael
 2012 58 - Parmley, Kenton

Hits

1959 16 - Plassmeyer, Ken
 1960 13 - Probst, Ron
 1961 22 - Plassmeyer, Ken
 1962 20 - Wadlington, Gary
 1963 25 - Wadlington, Gary
 1964 19 - Turk, Jim
 1965 30 - Vaughn, Steve
 1966 17 - Steimle, Doug
 1967 26 - Metz, Don
 1968 24 - Metz, Don
 1969 20 - Metz, Don
 1970 26 - Metz, Don
 1971 24 - Drury, Mark
 24 - Auer, Ron
 1972 27 - Drury, Mark
 1973 16 - Paskus, John
 1974 39 - Amick, Mark
 1975 31 - Dambach, Grant
 1976 47 - Amick, Mark
 47 - Wieser, Dan
 1977 43 - Samples, Mike
 1978 30 - Basta, Ed
 1979 23 - Dohogne, Rick
 1980 45 - Dohogne, Rick
 1981 41 - Williams, Steve
 1982 56 - Janet, Chris
 1983 45 - Daily, Rick
 45 - Williams, Steve
 1984 35 - Patterson, Dan
 35 - Janet, Chris
 1985 50 - Muench, Doug
 1986 63 - Shadowens, Chris
 1987 50 - Stucker, Gary
 1988 55 - Steffens, Jeff
 1989 69 - Shy, Dan
 1990 47 - Steffens, Jeff
 1991 69 - Shylanski, Todd

1992 59 - Pierce, Rhett
 1993 50 - Pruneau, Scott
 1994 57 - Rives
 1995 87 - Robinson, Kerry
 1996 64 - Curran, Rusty
 1997 86 - Collier, Lamonte
 1998 80 - Yount, Kyle
 1999 80 - Johnson, Jeremy
 2000 80 - Johnson, Jeremy
 2001 66 - Borowiak, Zach
 2002 82 - Hatton, Vern
 2003 81 - Hopkins, Brian
 2004 84 - Horstman, Eric
 2005 80 - Horstman, Eric
 2006 62 - Padilla, Omar
 2007 69 - Padilla, Omar
 2008 74 - Cummings, Tyrell
 2009 78 - Cummings, Tyrell
 2010 92 - Adamson, Michael
 2011 82 - Adamson, Michael
 2012 89 - Parmley, Kenton

Runs Batted In

1965 20 - Wadlington, Gary
 1966 15 - Steimle, Doug
 1967 24 - Vaughn, Steve
 1968 15 - Vaughn, Steve
 1969 14 - Kuehler, Dan
 1970 21 - Drury, Mark
 1971 19 - Yount, Steve
 1972 14 - Drury, Mark
 1973 12 - Dambach, Mike
 1974 20 - McClarty, Pat
 1975 15 - Dambach, Grant
 15 - Wieser, Dan
 1976 37 - Wieser, Dan
 1977 30 - Wieser, Dan
 1978 21 - Criscione, Bill
 21 - Murphy, Dan
 1979 14 - Schatzley, Bill
 1980 28 - Dohogne, Rick
 1981 34 - Williams, Steve
 1982 51 - Williams, Steve
 1983 53 - Williams, Steve
 1984 31 - Patterson, Dan
 1985 45 - Patterson, Dan
 1986 57 - Shadowens, Chris
 1987 36 - Kumer, Kerry
 1988 27 - DeFere, Dean
 1989 50 - Shy, Dan
 1990 26 - Edwards, Tim
 26 - Steffens, Jeff
 1991 50 - Shylanski, Todd
 1992 42 - Shylanski, Todd

1993 32 - Crosnoe, Rex
 1994 34 - Rives
 1995 67 - Schaefer, Brian
 1996 46 - Clark, Shawn
 1997 43 - Collier, Lamonte
 1998 51 - Marino, Charlie
 1999 45 - Johnson, Jeremy
 2000 64 - Marino, Charlie
 2001 55 - Bourbon, Jeff
 2002 58 - Hatton, Vern
 2003 59 - Hopkins, Brian
 59 - Borowiak, Zach
 2004 51 - Bracamonte, Ernie
 2005 43 - Montiel, Frankie
 2006 28 - Olson, Levi
 2007 50 - Shah, Asif
 2008 58 - Cummings, Tyrell
 2009 55 - Cummings, Tyrell
 2010 66 - Jones, Casey
 66 - Klocke, Jim
 2011 53 - Moses, Trenton
 2012 61 - Moses, Trenton

Doubles

1965 11 - Vaughn, Steve
 1966 3 - Steimle, Doug
 1967 6 - Vaughn, Steve
 1968 4 - Leonard, Jim
 1969 4 - Metz, Don
 1970 6 - Drury, Mark
 1971 8 - Wallace, Ron
 1972 3 - Wahl, Fred
 3 - Auer, Ron
 1973 3 - Paskus, John
 1974 6 - Amick, Mark
 1975 5 - Morgan, Bruce
 5 - Dambach, Grant
 1976 10 - Amick, Mark
 1977 9 - Kuehn, Ralph
 1978 7 - Chastain, Rick
 1979 7 - Dohogne, Rick
 1980 9 - Thompson, Jay
 1981 8 - Rosburg, Paul
 1982 11 - Wood, Brent
 1983 11 - Daily, Rick
 1984 10 - Morris, Jeff
 1985 10 - Steward, Lon
 1986 15 - Radetick, Joe
 1987 9 - Giegling, Jim
 1988 11 - McConnell, Britt
 1989 10 - Bieser, Steve
 1990 12 - Siebert, Scott
 1991 18 - Shylanski, Todd
 1992 14 - Shylanski, Todd



Individual-Season Leaders

1993 13 - Pruneau, Scott
 1994 15 - Crosnoe, Rex
 15 - Schaefer, Brian
 1995 18 - Crosnoe, Rex
 1996 13 - Breuer, Tom
 13 - Collier, Lamonte
 1997 20 - Collier, Lamonte
 1998 19 - Johnson, Jeremy
 1999 19 - Bourbon, Jeff
 2000 25 - Meyer, Kevin
 2001 20 - Bonilla Jr., Clemente
 2002 19 - Bonilla Jr., Clemente
 2003 19 - Hopkins, Brian
 19 - Borowiak, Zach
 2004 22 - Montiel, Frankie
 2005 16 - Lawson, Brent
 2006 17 - Olson, Levi
 2007 12 - Harris, Nick
 12 - Padilla, Omar
 2008 16 - Cummings, Tyrell
 2009 20 - Klocke, Jim
 2010 23 - Adamson, Michael
 2011 19 - Jones, Casey
 2012 16 - Moses, Trenton

Triples

1965 8 - Vaughn, Steve
 1966 1 - Vaughn, Steve
 1 - Kesterson, Al
 1 - Glastetter, Jim
 1967 4 - Metz, Don
 1968 2 - Vaughn, Steve
 1969 2 - Kuehler, Dan
 1970 3 - Metz, Don
 1971 4 - Auer, Ron
 1972 1 - Drury, Mark
 1 - Auer, Ron
 1973 1 - Kitchen, Terry
 1 - Amick, Mark
 1 - Wengert, Gary
 1 - Paskus, John
 1974 3 - Wahl, Fred
 1975 2 - Amick, Mark
 2 - Korando, Tony
 1976 2 - Wieser, Dan
 2 - Amick, Mark
 1977 1 - Chastain, Rick
 1 - Criscione, Bill
 1 - Wieser, Dan
 1 - Kuehn, Ralph
 1978 2 - Schmidt, Lynn
 1979 1 - Schatzley, Bill
 1 - Williams, Joe
 1980 1 - Thompson, Jay

1 - Roberts, Mike
 1 - Dohogne, Rick
 1 - Schwartz, Dan
 1 - Williams, Joe
 1 - Osburn, Ted
 1 - Wadlington, Scott
 1981 1 - Deal, Russ
 1 - Apprill, Greg
 1 - Rosburg, Paul
 1 - Morgan, Scott
 1 - Janet, Chris
 1 - Reinagel, Jeff
 1982 4 - Janet, Chris
 1983 3 - Janet, Chris
 1984 1 - Ivie, Mike
 1 - Potts, Randy
 1 - Heuvelman, Arnie
 1985 3 - Heuvelman, Arnie
 1986 4 - Gongwer, Tony
 1987 3 - Miller, Brad
 3 - Schreck, Chris
 1988 3 - Crosnoe, Cory
 1989 5 - Shy, Dan
 5 - Bieser, Steve
 1990 4 - Steffens, Jeff
 1991 3 - Layton, Aaron
 3 - Shylanski, Todd
 1992 3 - Hollrah, Scott
 3 - Moeglin, Brian
 1993 4 - Moeglin, Brian
 1994 3 - Hopper, Scott
 3 - Robinson, Kerry
 1995 7 - Hopper, Scott
 1996 3 - Goodman, Steve
 1997 3 - Yount, Kyle
 1998 3 - Kinsolving, Darin
 3 - Johnson, Jeremy
 1999 5 - Johnson, Jeremy
 5 - Lowe, Steve
 2000 2 - Meyer, Kevin
 2 - Bonilla Jr., Clemente
 2001 4 - Hatton, Vern
 2002 9 - Hatton, Vern
 2003 3 - Christian, Justin
 3 - Hopkins, Brian
 3 - Stuckey, Denver
 2004 5 - Horstman, Eric
 2005 2 - Horstman, Eric
 2006 2 - Pritchett, Dustin
 2007 4 - Harris, Nick
 2008 4 - Harris, Nick
 2009 2 - Cummings, Tyrell
 2 - Spencer, Tony
 2010 3 - Adamson, Michael

2011 3 - Slattery, Blake
 2012 3 - Gibson, Derek

Home Runs

1965 5 - Hearne, Gary
 1966 3 - Steimle, Doug
 1967 4 - Steimle, Doug
 1968 4 - Vaughn, Steve
 1969 2 - Wallace, Ron
 1970 3 - Drury, Mark
 3 - Yount, Steve
 1971 6 - Yount, Steve
 1972 5 - Auer, Ron
 1973 2 - Kelam, Ron
 2 - Landgraf, Jeff
 2 - Paskus, John
 1974 1 - Holdinghaus, Dave
 1 - Kitchen, Terry
 1 - Amick, Mark
 1 - Howe, Mike
 1 - Dambach, Mike
 1 - McClarty, Pat
 1975 3 - Amick, Mark
 3 - Wieser, Dan
 1976 6 - Wieser, Dan
 1977 11 - Wieser, Dan
 1978 8 - Murphy, Dan
 1979 5 - Schatzley, Bill
 1980 5 - Gross, David
 5 - Williams, Joe
 5 - Osburn, Ted
 5 - Wadlington, Scott
 5 - Dohogne, Rick
 1981 10 - Deal, Russ
 1982 16 - Williams, Steve
 1983 18 - Williams, Steve
 1984 9 - Patterson, Dan
 9 - Williams, Steve
 1985 20 - Patterson, Dan
 1986 14 - Shadowens, Chris
 1987 17 - Kumer, Kerry
 1988 10 - DeFere, Dean
 1989 16 - Shy, Dan
 1990 6 - Edwards, Tim
 1991 9 - Shylanski, Todd
 1992 8 - Pruneau, Scott
 1993 3 - Rives
 3 - Breuer, Tom
 1994 8 - Rives
 1995 12 - Schaefer, Brian
 1996 12 - Clark, Shawn
 1997 8 - Collier, Lamonte
 1998 21 - Marino, Charlie
 1999 14 - Kinsolving, Darin

2000 19 - Johnson, Jeremy
 2001 7 - Hatton, Vern
 2002 10 - McDonald, Tristen
 2003 18 - Hopkins, Brian
 2004 8 - Lopez, Freddy
 8 - Bracamonte, Ernie
 2005 5 - Lawson, Brent
 5 - Payne, Jordan
 5 - Lopez, Freddy
 2006 7 - Payne, Jordan
 2007 8 - Harris, Nick
 8 - Padilla, Omar
 2008 12 - Cummings, Tyrell
 2009 13 - Wheeler, Justin
 13 - Wagner, Matt
 2010 17 - Haseltine, Louie
 2011 11 - Moses, Trenton
 2012 19 - Moses, Trenton

Total Bases

1959 16 - Plassmeyer, Ken
 1960 13 - Probst, Ron
 1961 22 - Plassmeyer, Ken
 1962 20 - Wadlington, Gary
 1963 25 - Wadlington, Gary
 1964 19 - Turk, Jim
 1965 66 - Vaughn, Steve
 1966 29 - Steimle, Doug
 1967 41 - Vaughn, Steve
 1968 40 - Vaughn, Steve
 1969 29 - Metz, Don
 1970 43 - Metz, Don
 1971 47 - Auer, Ron
 1972 43 - Auer, Ron
 1973 27 - Paskus, John
 1974 50 - Amick, Mark
 1975 44 - Dambach, Grant
 1976 78 - Wieser, Dan
 1977 79 - Wieser, Dan
 1978 53 - Murphy, Dan
 1979 45 - Schatzley, Bill
 1980 69 - Dohogne, Rick
 1981 78 - Deal, Russ
 1982 107 - Williams, Steve
 1983 105 - Williams, Steve
 1984 68 - Patterson, Dan
 1985 117 - Patterson, Dan
 1986 119 - Shadowens, Chris
 1987 93 - Kumer, Kerry
 1988 74 - Steffens, Jeff
 1989 136 - Shy, Dan
 1990 66 - Steffens, Jeff
 1991 120 - Shylanski, Todd
 1992 86 - Shylanski, Todd



Individual-Season Leaders

1993 70 - Pruneau, Scott
 1994 90 - Rives
 1995 126 - Schaefer, Brian
 1996 86 - Collier, Lamonte
 1997 134 - Collier, Lamonte
 1998 144 - Marino, Charlie
 1999 141 - Johnson, Jeremy
 2000 151 - Johnson, Jeremy
 2001 98 - Bonilla Jr., Clemente
 2002 144 - Hatton, Vern
 2003 160 - Hopkins, Brian
 2004 119 - Horstman, Eric
 2005 99 - Horstman, Eric
 2006 90 - Padilla, Omar
 2007 109 - Padilla, Omar
 2008 126 - Cummings, Tyrell
 2009 123 - Cummings, Tyrell
 123 - Klocke, Jim
 2010 146 - Klocke, Jim
 2011 119 - Moses, Trenton
 2012 162 - Moses, Trenton

Walks

1965 16 - Hearne, Gary
 1969 12 - Roll, Lee
 1970 17 - Wallace, Ron
 1971 14 - Drury, Mark
 1972 13 - Auer, Ron
 1973 10 - Yount, Steve
 10 - Landgraf, Jeff
 1974 24 - Dambach, Mike
 1975 16 - Korando, Tony
 16 - Wahl, Fred
 1976 28 - Morgan, Bruce
 1977 29 - Wieser, Dan
 1978 16 - Basta, Ed
 1979 14 - Miller, Blake
 1980 19 - Thompson, Jay
 1981 24 - Williams, Steve
 1982 37 - Deal, Russ
 1983 37 - Morris, Jeff
 1984 19 - Williams, Steve
 1985 33 - Steward, Lon
 33 - Hoffman, Craig
 1986 32 - Gongwer, Tony
 1987 24 - Miller, Brad
 24 - Kumer, Kerry
 1988 20 - Shy, Dan
 1989 39 - Bieser, Steve
 1990 17 - Horace, Scott
 1991 24 - Shylanski, Todd
 1992 25 - Kress, Steve
 1993 26 - Crosnoe, Rex
 1994 23 - Crosnoe, Rex

1995 36 - Crosnoe, Rex
 1996 30 - Craft, Lance
 1997 32 - Johnson, Jeremy
 1998 27 - Kinsolving, Darin
 1999 53 - Bonilla Jr., Clement
 2000 42 - Johnson, Jeremy
 2001 61 - Bonilla Jr., Clemente
 2002 54 - Bonilla Jr., Clemente
 2003 30 - Gilbert, Gary
 2004 26 - Horstman, Eric
 2005 26 - Payne, Jordan
 2006 36 - Rave, Aaron
 36 - Graham, Darryl
 2007 34 - Klocke, Jim
 2008 35 - Klocke, Jim
 2009 29 - Klocke, Jim
 2010 23 - Klocke, Jim
 23 - Adamson, Michael
 2011 32 - Adamson, Michael
 2012 42 - Moses, Trenton

Hit By Pitch

1965 5 - Vaughn, Steve
 1969 1 - Metz, Don
 1 - Hotfelder, John
 1 - Wallace, Ron
 1970 2 - Williams, Ray
 1971 12 - King, Jim
 1972 4 - Auer, Ron
 1973 2 - Yount, Steve
 2 - Holdinghaus, Dave
 2 - Kelam, Ron
 1974 1 - Dambach, Grant
 1 - Kitchen, Terry
 1 - Wengert, Gary
 1 - Amick, Mark
 1975 2 - Kuehn, Ralph
 1976 4 - Kuehn, Ralph
 1977 2 - Eisenbach, Rick
 2 - Criscione, Bill
 2 - Dambach, Grant
 1978 2 - Eisenbach, Rick
 2 - Basta, Larry
 1979 2 - Miller, Blake
 2 - Deal, Russ
 2 - Dohogne, Rick
 1980 2 - Williams, Joe
 2 - Dohogne, Rick
 2 - Gross, David
 1981 5 - Deal, Russ
 1982 2 - Reinagel, Jeff
 2 - Wood, Brent
 1983 3 - Janet, Chris
 1984 2 - Morris, Jeff

2 - Smith, Darrick
 1985 5 - Smith, Darrick
 1986 4 - Steward, Lon
 4 - Patterson, Dan
 1987 4 - Stucker, Gary
 1988 5 - Bieser, Steve
 1989 5 - Diel, Bill
 5 - Bieser, Steve
 1990 2 - Horace, Scott
 2 - Pruneau, Scott
 2 - Heuring, Darrell
 1991 3 - Pruneau, Scott
 1992 5 - Pierce, Rhett
 1993 3 - Robinson, Kerry
 1994 4 - Breuer, Tom
 4 - Rives
 1995 11 - Breuer, Tom
 1996 10 - Breuer, Tom
 1997 14 - Gerwitz, Jim
 1998 15 - Johnson, Jeremy
 15 - Marino, Charlie
 1999 10 - Kinsolving, Darin
 2000 9 - Marino, Charlie
 2001 13 - Hatton, Vern
 2002 10 - Hatton, Vern
 2003 9 - Borowiak, Zach
 2004 12 - Noll, Brady
 2005 13 - Horstman, Eric
 2006 14 - Padilla, Omar
 2007 13 - Padilla, Omar
 13 - Graham, Darryl
 2008 10 - Spencer, Tony
 10 - Moses, Trenton
 2009 10 - Wheeler, Justin
 2010 10 - Burgess, Ky
 2011 13 - Moses, Trenton
 2012 18 - Moses, Trenton

Stolen Bases

1968 1 - James, Rolland
 1 - Hotfelder, John
 1969 3 - Roll, Lee
 1970 3 - Williams, Ray
 3 - Metz, Don
 1971 2 - Auer, Ron
 1972 1 - Wahl, Fred
 1 - Kelam, Ron
 1973 4 - Dambach, Mike
 1974 9 - Amick, Mark
 1975 4 - Amick, Mark
 1976 20 - Amick, Mark
 1977 5 - Chastain, Rick
 1978 7 - Murphy, Dan
 1979 5 - Williams, Joe

1980 8 - Miller, Blake
 8 - Fritsche, Tom
 1981 6 - Deal, Russ
 1982 8 - Deal, Russ
 1983 4 - Morris, Jeff
 4 - Daily, Rick
 1984 5 - Janet, Chris
 1985 11 - Muench, Doug
 1986 33 - Muench, Doug
 1987 4 - DeFere, Dean
 1988 11 - Bieser, Steve
 1989 15 - Bieser, Steve
 1990 17 - Steffens, Jeff
 1991 16 - Thomas, Scott
 1992 20 - Pierce, Rhett
 1993 11 - Robinson, Kerry
 1994 15 - Robinson, Kerry
 1995 20 - Robinson, Kerry
 1996 16 - Craft, Lance
 1997 24 - Collier, Lamonte
 1998 16 - Marino, Charlie
 16 - Johnson, Jeremy
 1999 14 - Meyer, Kevin
 2000 18 - Marino, Charlie
 2001 8 - Stuckey, Denver
 8 - Bonilla Jr., Clemente
 2002 18 - Stuckey, Denver
 2003 18 - Christian, Justin
 2004 13 - Horstman, Eric
 2005 13 - Horstman, Eric
 2006 9 - Padilla, Omar
 9 - Gibson, Chris
 2007 10 - Harris, Nick
 10 - Padilla, Omar
 2008 15 - Spencer, Tony
 2009 18 - Spencer, Tony
 2010 13 - Slattery, Blake
 2011 16 - Adamson, Michael
 2012 13 - Parmley, Kenton

Pitching

Earned Run Average

1967 3.96 - Hachman, Ralph
 1969 3.49 - Long, Darrell
 1970 1.30 - Payne, Mike
 1971 2.20 - King, Jim
 1972 1.73 - Payne, Jerry
 1973 1.47 - McSpadden, Galen
 1974 1.53 - McSpadden, Galen
 1975 2.77 - Smith, Tim
 1976 2.32 - Hastings, Trae
 1977 1.93 - Hosick, Steve
 1978 1.38 - Hastings, Trae



Individual-Season Leaders

1979 3.19 - Fritsche, Tom
1980 3.26 - Boeller, Keith
1981 4.78 - Gronowski, Dave
1982 3.38 - Boeller, Keith
1983 2.61 - Hemmer, Lance
1984 1.64 - Reinagel, Kenny
1985 2.52 - Guthrie, Brian
1986 3.68 - Lummus, Lee
1987 3.34 - Brewer, Kirby
1988 2.76 - Harper, Brian
1989 2.34 - Parks, Jim
1990 3.20 - Baker, Doug
1991 2.07 - Parks, Jim
1992 4.35 - Dannenmueller, Dan
1993 3.50 - Dannenmueller, Dan
1994 3.54 - Rothweil, Larry
1995 3.38 - Pehle, Troy
1996 4.23 - Swearingen, Jason
1997 4.80 - Michel, David
1998 2.72 - Spille, Ryan
1999 3.39 - Huesgen, Dan
2000 1.71 - Hilz, Jeffrey
2001 1.33 - Pennington, Todd
2002 2.95 - Alvarez, Tim
2003 2.74 - Alvarez, Tim
2004 2.48 - Smith, Brad
2005 3.66 - Evans, Joey
2006 4.02 - Parham, Josh
2007 2.46 - Renfrow, Dustin
2008 4.36 - Rhodes, Lance
2009 4.89 - Leigh, James
2010 4.11 - Underwood, Josh
2011 2.54 - Mahon, Logan
2012 4.50 - Simmons, Shea

Innings Pitched

1960 26.0 - Hagedorn, Bob
1961 36.0 - Holland, Dennis
1962 58.0 - Malchow, Bruce
1963 54.1 - Meier, Dale
1964 81.0 - Meier, Dale
1965 40.1 - Hachman, Ralph
1967 50.0 - Hachman, Ralph
1969 38.2 - Long, Darrell
1970 41.2 - Payne, Mike
1971 61.1 - King, Jim
1972 43.0 - Payne, Mike
1973 43.0 - McSpadden, Galen
1974 64.2 - McSpadden, Galen
1975 52.0 - Smith, Tim
1976 78.0 - Jorn, Dave
1977 69.0 - Hastings, Trae
1978 45.2 - Hastings, Trae
1979 38.0 - D'Amico, Paul

1980 49.2 - Boeller, Keith
1981 49.0 - Gronowski, Dave
1982 51.2 - Eftink, Mick
1983 72.1 - Hemmer, Lance
1984 48.0 - Schulte, Joe
1985 69.1 - Schulte, Joe
1986 66.2 - Bohnert, Jeff
1987 80.0 - Harper, Brian
1988 98.0 - Harper, Brian
1989 80.2 - Parks, Jim
1990 57.0 - Marschel, Larry
1991 82.2 - Parks, Jim
1992 76.2 - Jarvis, John
1993 61.2 - Dannenmueller, Dan
1994 73.1 - Mitts
1995 96.1 - Michel, David
1996 83.0 - Swearingen, Jason
1997 83.0 - Swearingen, Jason
1998 110.0 - Swearingen, Jason
1999 104.1 - Spille, Ryan
2000 99.1 - Debrock, Lanson
2001 95.0 - Pennington, Todd
2002 117.0 - Purcell, Brad
2003 108.1 - Alvarez, Tim
2004 103.1 - Maupin, Anthony
2005 98.1 - Evans, Joey
2006 98.1 - McAlister, Jamie
2007 95.0 - Renfrow, Dustin
2008 85.1 - Renfrow, Dustin
2009 84.2 - Leigh, James
2010 75.1 - Gumieny, Kyle
2011 82.2 - Underwood, Jordan
2012 82.0 - Simmons, Shea

Strikeouts

1965 51 - Hachman, Ralph
1967 42 - Hachman, Ralph
1969 37 - Long, Darrell
1970 37 - Long, Darrell
1971 48 - McSpadden, Galen
1972 43 - Payne, Mike
1973 58 - McSpadden, Galen
1974 65 - McSpadden, Galen
1975 43 - Hastings, Trae
1976 64 - Hastings, Trae
1977 80 - Hastings, Trae
1978 52 - Hastings, Trae
1979 32 - D'Amico, Paul
1980 42 - Boeller, Keith
1981 47 - Gronowski, Dave
1982 48 - Eftink, Mick
1983 65 - Hemmer, Lance
1984 52 - Schulte, Joe
1985 81 - Schulte, Joe

1986 48 - Sandheinric, Kelly
1987 86 - Harper, Brian
1988 94 - Harper, Brian
1989 57 - Parks, Jim
1990 53 - Edwards, Jim
1991 87 - Parks, Jim
1992 61 - Dannenmueller, Dan
1993 54 - Dannenmueller, Dan
1994 51 - Rothweil, Larry
1995 82 - Michel, David
1996 70 - Siboda, Dave
1997 69 - Siboda, Dave
1998 130 - Spille, Ryan
1999 85 - Spille, Ryan
2000 92 - Thomas, Tommy
2001 121 - Pennington, Todd
2002 102 - Purcell, Brad
2003 79 - Alvarez, Tim
2004 77 - Herbig, Derek
2005 77 - Evans, Joey
2006 72 - McAlister, Jamie
2007 72 - Shah, Asif
2008 78 - Renfrow, Dustin
2009 87 - Leigh, James
2010 57 - Mahon, Logan
2011 56 - Underwood, Jordan
2012 89 - Simmons, Shea

Wins

1960 1 - Anderson, Jack
1 - Thorgmorton, Dick
1 - Peterson, Jack
1 - Hagedorn, Bob
1961 2 - Mahan, Bill
1962 3 - Malchow, Bruce
1963 3 - Meier, Dale
3 - Holdner, John
1964 9 - Meier, Dale
1965 4 - Meystedt, Kermit
1967 4 - Hachman, Ralph
1968 6 - Hachman, Ralph
1969 2 - Schwent, Gary
1970 3 - Payne, Mike
1971 7 - King, Jim
1972 5 - Payne, Mike
1973 5 - McSpadden, Galen
1974 5 - McSpadden, Galen
1975 4 - Smith, Tim
1976 8 - Hastings, Trae
1977 6 - Hastings, Trae
1978 6 - Hastings, Trae
1979 4 - Montgomery, Jim
1980 4 - Baker, Randy
4 - Boeller, Keith

4 - Bernard, Lacey
1981 4 - Eftink, Mick
1982 6 - Stroud, Dan
1983 9 - Stroud, Dan
1984 4 - Reinagel, Kenny
4 - Maloney, Scott
1985 7 - Schulte, Joe
7 - Maloney, Scott
1986 8 - Bohnert, Jeff
1987 10 - Lummus, Lee
1988 11 - Harper, Brian
1989 10 - Parks, Jim
1990 7 - Marschel, Larry
1991 7 - Jarvis, John
7 - Parks, Jim
1992 6 - Wieter, Alan
1993 4 - Dannenmueller, Dan
1994 6 - Phillips
1995 9 - Pehle, Troy
1996 7 - Swearingen, Jason
1997 6 - Michel, David
1998 11 - Spille, Ryan
1999 10 - Spille, Ryan
2000 9 - Debrock, Lanson
2001 12 - Pennington, Todd
2002 12 - Smith, Brandon
12 - Purcell, Brad
2003 14 - Alvarez, Tim
2004 8 - Maupin, Anthony
2005 8 - Evans, Joey
2006 6 - Maupin, Anthony
2007 7 - Shah, Asif
2008 6 - Renfrow, Dustin
2009 7 - Leigh, James
2010 8 - Gumieny, Kyle
2011 9 - LaBruyere, Brad
2012 7 - Simmons, Shea

Saves

1976 5 - Hunt, Jeff
1978 2 - D'Amico, Paul
1979 2 - Eftink, Mick
1980 1 - Eftink, Mick
1981 2 - Boeller, Keith
1982 2 - Reinagel, Kenny
1983 2 - Maloney, Scott
1984 1 - Schulte, Joe
1985 1 - Bohnert, Jeff
1986 2 - Hempen, Hal
1987 8 - Hempen, Hal
1988 1 - Parks, Jim
1 - Elfrink, Brad
1989 1 - Parks, Jim
1 - Tabata, Osamu



Individual-Season Leaders

1 - Edwards, Jim
1990 1 - Greaser, Brian
1991 3 - Wieter, Alan
1992 3 - Dannenmueller, Dan
1993 2 - Lochmann,
1994 2 - Phillips
1995 4 - Pehle, Troy
1996 3 - Pehle, Troy
1997 3 - Haines, Talley
1998 1 - Swearingen, Jason
1 - Spille, Ryan
1999 1 - Debrock, Lanson
1 - Bogenpohl, Chad
2000 4 - Hilz, Jeffrey
2001 2 - Hilz, Jeffrey
2002 5 - Frazier, Mark
2003 3 - Beever, James
2004 11 - Smith, Brad
2005 2 - McAlister, Jamie
2 - Smith, Brad
2 - Forsyth, Ryan
2006 2 - Parham, Josh
2 - Riley, Phillip
2 - McAlister, Jamie
2007 3 - Nails, Ivan
3 - Parham, Josh
2008 3 - Kemper, Jake
2009 7 - Klocke, Jim
2010 5 - Simmons, Shae
2011 8 - Mahon, Logan
2012 4 - Hull, Christian

Appearances

1960 5 - Hagedorn, Bob
5 - Anderson, Jack
1961 8 - Holland, Dennis
1962 8 - Malchow, Bruce
1963 8 - Meier, Dale
1965 9 - Meystedt, Kermit
9 - Hachman, Ralph
1968 7 - Ulmer, Pete
1969 7 - Long, Darrell
7 - Williams, Greg
1970 9 - Halter, Tim
9 - Payne, Mike
1971 9 - King, Jim
9 - Payne, Mike
1972 11 - McSpadden, Galen
1973 8 - McSpadden, Galen
1974 13 - McSpadden, Galen
1975 8 - Jorn, Dave
8 - Smith, Tim
1976 12 - Doerr, Mark
12 - Hunt, Jeff

1977 10 - Hosick, Steve
10 - Hastings, Trae
10 - Hunt, Jeff
1978 11 - D'Amico, Paul
1979 8 - Eftink, Mick
8 - D'Amico, Paul
1980 10 - Eftink, Mick
10 - Boeller, Keith
1981 15 - Boeller, Keith
1982 10 - Stroud, Dan
10 - Eftink, Mick
1983 12 - Stroud, Dan
1984 10 - Schulte, Joe
1985 13 - Schulte, Joe
1986 14 - Grim, Jon
1987 22 - Hempen, Hal
1988 16 - Harper, Brian
1989 16 - Elfrink, Brad
1990 14 - Marschel, Larry
1991 17 - Wieter, Alan
1992 23 - Dannenmueller, Dan
1993 19 - Lochmann,
1994 22 - Phillips
1995 22 - Pehle, Troy
1996 17 - Siboda, Dave
1997 23 - Michel, David
1998 23 - Swearingen, Jason
23 - Spille, Ryan
1999 20 - Spille, Ryan
2000 28 - Hilz, Jeffrey
2001 27 - Hilz, Jeffrey
2002 26 - Frazier, Mark
2003 23 - Beever, James
2004 30 - Smith, Brad
2005 29 - Johnson, Andrew
2006 25 - Parham, Josh
2007 22 - Nails, Ivan
22 - Parham, Josh
2008 22 - Rhodes, Lance
2009 23 - Poole, Ryan
2010 25 - Simmons, Shae
2011 23 - Simmons, Shae
2012 21 - Lynn, Dylan

Games Started

1973 6 - McSpadden, Galen
1974 8 - McSpadden, Galen
1975 8 - Smith, Tim
1976 19 - Jorn, Dave
1977 9 - Hastings, Trae
9 - Hosick, Steve
1978 7 - Hastings, Trae
1979 7 - D'Amico, Paul
1980 7 - Boeller, Keith

7 - Baker, Randy
1981 8 - Gronowski, Dave
1982 8 - Eftink, Mick
1983 11 - Stroud, Dan
1984 6 - Reinagel, Kenny
6 - Maloney, Scott
1985 11 - Schulte, Joe
1986 12 - Bohnert, Jeff
1987 12 - Lummus, Lee
12 - Harper, Brian
1988 13 - Harper, Brian
1989 12 - Lummus, Lee
1990 9 - Baker, Doug
1991 11 - Parks, Jim
1992 16 - Jarvis, John
1993 10 - Tripp, Shawn
1994 9 - Mitts
9 - Rothweil, Larry
1995 15 - Rothweil, Larry
1996 13 - Swearingen, Jason
13 - Michel, David
1997 13 - Michel, David
13 - Siboda, Dave
1998 17 - Swearingen, Jason
1999 15 - Spille, Ryan
2000 16 - Huesgen, Dan
2001 15 - Pennington, Todd
2002 17 - Purcell, Brad
2003 13 - Alvarez, Tim
2004 15 - Fitch, Mike
2005 17 - Johnson, Andrew
2006 14 - Maupin, Anthony
2007 15 - Syberg, Josh
2008 13 - Renfrow, Dustin
13 - Leigh, James
2009 12 - Leigh, James
12 - Gumieny, Kyle
2010 15 - Underwood, Jordan
2011 15 - Underwood, Jordan
2012 15 - Simmons, Shea

Complete Games

1973 6 - McSpadden, Galen
1974 6 - McSpadden, Galen
1975 5 - Hastings, Trae
1976 8 - Hastings, Trae
1977 7 - Hosick, Steve
7 - Hastings, Trae
1978 4 - Hastings, Trae
1979 3 - Fritsche, Tom
1980 4 - Baker, Randy
4 - Boeller, Keith
1981 2 - Bernard, Lacey
2 - Gronowski, Dave

2 - Boeller, Keith
1982 5 - Boeller, Keith
5 - Eftink, Mick
1983 9 - Hemmer, Lance
1984 6 - Reinagel, Kenny
1985 7 - Guthrie, Brian
7 - Schulte, Joe
1986 4 - Bohnert, Jeff
1987 6 - Brewer, Kirby
6 - Harper, Brian
1988 8 - Harper, Brian
1989 7 - Parks, Jim
1990 6 - Baker, Doug
1991 4 - Parks, Jim
1992 3 - Jarvis, John
3 - Wieter, Alan
1993 3 - Dannenmueller, Dan
1994 4 - Mitts
4 - Rothweil, Larry
1995 3 - Swearingen, Jason
3 - Rothweil, Larry
3 - Michel, David
1996 5 - Swearingen, Jason
1997 5 - Michel, David
1998 9 - Swearingen, Jason
1999 8 - Spille, Ryan
2000 5 - Debrock, Lanson
2001 5 - Pennington, Todd
2002 3 - Purcell, Brad
2003 6 - Alvarez, Tim
2004 7 - Maupin, Anthony
2005 5 - Evans, Joey
2006 6 - Maupin, Anthony
2007 6 - Shah, Asif
2008 5 - Renfrow, Dustin
2009 1 - Leigh, James
2010 1 - Gumieny, Kyle
2011 2 - Dicus, Jon
2012 1 - Lynn, Dylan

Shutouts

1974 2 - Raley, Mike
1975 1 - Shelton, Steve
1976 4 - Hastings, Trae
1977 1 - Buechting, Don
1 - Hammers, Jim
1 - Hastings, Trae
1 - Hosick, Steve
1979 1 - Fritsche, Tom
1980 2 - Bernard, Lacey
1981 1 - Gronowski, Dave
1 - Boeller, Keith
1982 1 - Stroud, Dan
1 - Richards, Kent



Individual-Season Leaders

1 - Reinagel, Kenny
 1 - Hemmer, Lance
 1983 2 - Hemmer, Lance
 1984 2 - Maloney, Scott
 2 - Reinagel, Kenny
 1985 1 - Schulte, Joe
 1 - Guthrie, Brian
 1986 2 - Bohnert, Jeff
 1987 1 - Parks, Jim
 1 - Harper, Brian
 1988 1 - Harper, Brian
 1989 1 - Lummus, Lee
 1990 2 - Baker, Doug
 1991 1 - Parks, Jim
 1 - Baker, Doug
 1992 2 - Wieter, Alan
 1993 2 - Dannenmueller, Dan
 1994 1 - Mitts
 1 - Rothweil, Larry
 1 - Phillips
 1 - McMahon
 1995 1 - Borders, Chad
 1996 1 - Michel, David
 1997 1 - Siboda, Dave
 1 - Swearingen, Jason
 1998 2 - Spille, Ryan
 1999 3 - Huesgen, Dan
 2000 2 - Debrock, Lanson
 2001 3 - Pennington, Todd
 2002 1 - Smith, Brandon
 2003 3 - Alvarez, Tim
 2005 1 - Evans, Joey
 2006 1 - Maupin, Anthony
 2007 3 - Shah, Asif

Batters Faced

1978 180 - Hastings, Trae
 1979 176 - D'Amico, Paul
 1980 214 - Boeller, Keith
 1981 223 - Gronowski, Dave
 1982 214 - Eftink, Mick
 1983 307 - Hemmer, Lance
 1984 214 - Schulte, Joe
 1985 330 - Schulte, Joe
 1986 296 - Bohnert, Jeff
 1987 359 - Harper, Brian
 1988 415 - Harper, Brian
 1989 355 - Parks, Jim
 1990 259 - Marschel, Larry
 1991 320 - Parks, Jim
 1992 373 - Jarvis, John
 1994 316 - Mitts
 1995 430 - Michel, David
 1996 369 - Swearingen, Jason

1997 381 - Michel, David
 1998 486 - Swearingen, Jason
 2000 417 - Debrock, Lanson
 2001 378 - Pennington, Todd
 2002 486 - Purcell, Brad
 2003 448 - Alvarez, Tim
 2004 471 - Maupin, Anthony
 2005 460 - Johnson, Andrew
 2006 432 - McAlister, Jamie
 2007 394 - Renfrow, Dustin
 2008 364 - Renfrow, Dustin
 2009 384 - Leigh, James
 2010 339 - Underwood, Josh

Fielding

Chances

1973 5 - Wengert, Gary
 1974 14 - Dambach, Grant
 1975 12 - Wieser, Dan
 1976 17 - Wieser, Dan
 1977 14 - Wieser, Dan
 1978 11 - Eisenbach, Rick
 1979 174 - Samples, Mike
 1980 247 - Thompson, Jay
 1981 237 - Deal, Russ
 1982 282 - Rosburg, Paul
 1983 279 - Daily, Rick
 1984 180 - Patterson, Dan
 1985 307 - Patterson, Dan
 1986 302 - Patterson, Dan
 1987 277 - Schmidt, Steve
 1988 250 - Zoellner, Rich
 1989 298 - Horace, Scott
 1990 298 - Horace, Scott
 1991 292 - Shylanski, Todd
 1992 383 - Pruneau, Scott
 1993 253 - Crosnoe, Rex
 1994 449 - Blum, Kris
 1995 423 - Crosnoe, Rex
 1996 264 - Breuer, Tom
 1997 305 - Collier, Lamonte
 1998 360 - Bourbon, Jeff
 1999 333 - Kinsolving, Darin
 2000 397 - Bourbon, Jeff
 2001 463 - Bourbon, Jeff
 2002 423 - McDonald, Tristen
 2003 403 - Gilbert, Gary
 2004 408 - Noll, Brady
 2005 324 - Payne, Jordan
 2006 411 - Rave, Aaron
 2007 423 - Wagner, Matt
 2008 425 - Wagner, Matt

2009 444 - Wagner, Matt
 2010 330 - Klocke, Jim
 2011 274 - Jones, Casey
 2012 407 - Campbell, Kody

Putouts

1979 163 - Samples, Mike
 1980 229 - Thompson, Jay
 1981 194 - Deal, Russ
 1982 271 - Rosburg, Paul
 1983 257 - Daily, Rick
 1984 165 - Patterson, Dan
 1985 290 - Patterson, Dan
 1986 282 - Patterson, Dan
 1987 243 - Schmidt, Steve
 1988 235 - Zoellner, Rich
 1989 282 - Horace, Scott
 1990 267 - Horace, Scott
 1991 260 - Shylanski, Todd
 1992 324 - Pruneau, Scott
 1993 227 - Crosnoe, Rex
 1994 412 - Blum, Kris
 1995 367 - Crosnoe, Rex
 1996 218 - Miller, Mike
 1997 235 - Kinsolving, Darin
 1998 326 - Bourbon, Jeff
 1999 276 - Kinsolving, Darin
 2000 347 - Bourbon, Jeff
 2001 410 - Bourbon, Jeff
 2002 370 - Hoffman, Eric
 2003 364 - Gilbert, Gary
 2004 359 - Noll, Brady
 2005 261 - Payne, Jordan
 2006 385 - Rave, Aaron
 2007 389 - Wagner, Matt
 2008 404 - Wagner, Matt
 2009 416 - Wagner, Matt
 2010 259 - Klocke, Jim
 2011 250 - Jones, Casey
 2012 370 - Campbell, Kody

Assists

1979 54 - Miller, Blake
 1980 93 - Miller, Blake
 1981 87 - Miller, Blake
 1982 84 - Bunton, Bob
 84 - Ivie, Mike
 1983 88 - Ivie, Mike
 1984 48 - Smith, Darrick
 1985 78 - Muench, Doug
 1986 106 - Kimbelin, Keith
 1987 90 - Kimbelin, Keith
 1988 99 - Crosnoe, Cory
 1989 108 - Crosnoe, Cory

1990 71 - Thomas, Scott
 1991 99 - Thomas, Scott
 1992 101 - Hollrah, Scott
 1993 101 - Rives
 1994 97 - Hopper, Scott
 97 - Moeglin, Brian
 1995 144 - Hopper, Scott
 1996 154 - Curran, Rusty
 1997 180 - Collier, Lamonte
 1998 161 - Lowe, Steve
 1999 147 - Lowe, Steve
 2000 146 - Borowiak, Zach
 2001 130 - Borowiak, Zach
 2002 166 - Borowiak, Zach
 2003 130 - Borowiak, Zach
 2004 168 - Bracamonte, Ernie
 2005 137 - Jenkins, Bo
 2006 113 - Padilla, Omar
 2007 143 - Moore, Robby
 2008 112 - Spencer, Tony
 2009 138 - Spencer, Tony
 2010 147 - Parmley, Kenton
 2012 140 - Parmley, Kenton

Double Plays

2000 30 - Borowiak, Zach
 2001 38 - Allen, Shane
 2002 53 - Hoffman, Eric
 2003 46 - Gilbert, Gary
 2004 37 - Jenkins, Bo
 2005 40 - Bracamonte, Ernie
 2006 31 - Rave, Aaron
 2007 30 - Moore, Robby
 2008 33 - Wagner, Matt
 2009 46 - Wagner, Matt
 2010 43 - Parmley, Kenton
 2011 30 - Parmley, Kenton
 2012 35 - Parmley, Kenton

Caught Stealing By

1992 25 - Shylanski, Todd
 1993 11 - Crosnoe, Rex
 1994 23 - Crosnoe, Rex
 1995 27 - Crosnoe, Rex
 1996 15 - Miller, Mike
 1997 11 - Hoehner, Brad
 1998 11 - Hoehner, Brad
 1999 15 - Berry, Dan
 2000 16 - Bourbon, Jeff
 2001 15 - Bourbon, Jeff
 2002 26 - McDonald, Tristen
 2003 13 - McDonald, Tristen
 2004 18 - Noll, Brady
 2005 10 - Noll, Brady



Year-By-Year Hitting



Team Season Year-by-Year



Year	avg	gp-gs	ab	r	h	2b	3b	hr	rbi	tb	slg%	bb	hbp	so	gdp	ob%	sf	sh	sb-att	po	a	e	fld%
1959	.241	10-10	278	58	67	0	0	0	0	67	.241	0	0	0	0	.241	0	0	0-0	0	0	0	.000
1960	.254	10-10	350	57	89	0	0	0	0	89	.254	0	0	0	0	.254	0	0	0-0	0	0	0	.000
1961	.227	15-15	466	83	106	0	0	0	0	106	.227	0	0	0	0	.227	0	0	0-0	0	0	0	.000
1962	.209	18-18	503	66	105	0	0	0	0	105	.209	0	0	0	0	.209	0	0	0-0	0	0	0	.000
1963	.321	18-18	495	0	159	0	0	0	0	159	.321	0	0	0	0	.321	0	0	0-0	0	0	0	.000
1964	.294	20-20	530	0	156	0	0	0	0	156	.294	0	0	0	0	.294	0	0	0-0	0	0	0	.000
1965	.290	20-20	639	144	185	37	16	19	124	311	.487	107	12	140	0	.401	0	0	0-0	0	0	0	.000
1966	.204	19-19	569	75	116	13	3	13	60	174	.306	0	0	0	0	.204	0	0	0-0	0	0	0	.000
1967	.255	23-23	717	133	183	31	14	14	121	284	.396	0	0	0	0	.255	0	0	0-0	0	0	0	.000
1968	.209	20-0	603	84	126	13	8	10	52	185	.307	0	0	0	0	.209	0	9	2-2	0	0	0	.000
1969	.239	19-19	535	66	128	21	4	5	53	172	.321	70	3	108	0	.331	0	10	5-5	0	0	0	.000
1970	.244	20-20	590	86	144	29	9	11	70	224	.380	108	6	120	0	.366	0	15	12-12	0	0	0	.000
1971	.250	22-22	653	97	163	31	7	14	88	250	.383	70	2	117	0	.324	0	14	6-6	0	0	0	.000
1972	.240	21-21	570	72	137	16	2	15	60	202	.354	71	7	118	0	.332	0	12	2-2	0	0	0	.000
1973	.250	18-18	476	72	119	10	4	8	66	161	.338	54	7	60	0	.335	0	9	14-14	0	0	23	.000
1974	.266	30-30	834	136	222	21	11	6	101	283	.339	121	4	109	0	.362	0	24	25-25	0	0	53	.000
1975	.268	27-27	765	138	205	21	9	11	106	277	.362	120	8	128	0	.373	0	16	22-23	0	0	37	.000
1976	.272	43-43	1260	236	343	63	6	26	186	496	.394	176	7	180	0	.365	0	38	50-59	0	0	48	.000
1977	.283	38-38	1090	211	309	50	4	51	164	520	.477	141	7	168	0	.369	0	37	16-17	0	0	44	.000
1978	.312	25-25	721	159	225	37	0	38	132	376	.521	91	7	101	0	.394	0	16	33-38	0	0	47	.000
1979	.259	23-23	617	121	160	37	2	26	108	279	.452	96	11	92	0	.367	4	9	22-30	486	213	38	.948
1980	.306	40-40	1116	223	342	60	7	34	188	518	.464	136	9	123	0	.382	14	25	42-48	840	352	66	.948
1981	.288	37-0	995	174	287	42	6	34	158	443	.445	164	10	155	0	.390	12	27	22-27	762	330	66	.943
1982	.324	39-0	1113	304	361	58	11	51	266	594	.534	174	8	149	0	.415	13	12	33-38	826	334	60	.951
1983	.315	39-0	1115	280	351	59	6	48	262	566	.508	199	8	188	0	.418	14	15	21-31	841	352	79	.938
1984	.302	29-0	822	200	248	34	3	46	180	426	.518	117	8	134	0	.390	10	11	24-27	599	228	48	.945
1985	.323	44-0	1260	340	407	69	9	76	309	722	.573	204	21	190	0	.422	12	10	42-51	900	336	81	.938
1986	.354	43-0	1292	368	458	76	11	59	327	733	.567	159	23	142	0	.425	32	1	80-87	874	308	82	.935
1987	.292	48-0	1348	266	394	68	11	62	232	670	.497	181	17	233	0	.380	13	13	15-27	1020	375	91	.939
1988	.283	42-0	1230	206	348	58	10	43	183	555	.451	145	18	234	0	.363	15	11	33-53	935	388	93	.934
1989	.322	44-44	1290	307	415	63	18	70	272	724	.561	189	15	193	0	.410	16	9	46-63	954	398	105	.928
1990	.306	39-39	1169	229	358	68	14	19	212	511	.437	112	8	178	0	.369	7	5	61-76	840	348	109	.916
1991	.305	43-43	1426	265	435	82	16	20	247	609	.427	152	12	204	0	.371	26	14	68-85	999	437	80	.947
1992	.269	49-49	1481	245	399	68	12	22	217	557	.376	160	23	257	41	.346	20	16	53-71	1127	477	99	.942
1993	.275	40-40	1202	163	330	51	9	21	145	462	.384	126	12	179	34	.346	14	12	37-62	909	370	70	.948
1994	.266	50-50	1493	229	397	82	16	26	200	589	.395	155	23	286	27	.341	15	24	28-43	1151	519	95	.946
1995	.297	53-53	1765	352	525	101	23	29	307	759	.430	228	36	346	41	.386	17	21	49-66	1316	617	109	.947
1996	.281	49-49	1532	327	430	86	13	40	288	662	.432	226	29	279	3	.378	27	27	53-76	1172	569	80	.956
1997	.280	57-57	1785	329	499	107	12	38	285	744	.417	236	50	319	2	.375	21	24	84-119	1355	621	113	.946
1998	.299	56-56	1822	396	545	110	12	90	352	949	.521	197	57	370	31	.380	24	29	42-68	1340	580	83	.959
1999	.307	54-54	1706	338	523	114	16	64	295	861	.505	201	45	311	49	.389	26	20	60-83	1270	591	93	.952
2000	.314	54-54	1788	397	561	121	8	92	371	974	.545	247	44	330	43	.406	20	18	80-99	1335	577	71	.964
2001	.300	54-54	1684	353	506	122	8	49	310	791	.470	206	60	305	32	.392	17	32	46-70	1287	510	67	.964
2002	.310	57-57	1904	393	590	122	19	49	357	897	.471	231	57	363	34	.396	27	25	69-88	1431	602	90	.958
2003	.321	51-51	1723	381	553	113	11	70	332	898	.521	171	42	293	36	.390	29	21	58-77	1224	466	71	.960
2004	.301	57-57	1948	363	586	116	12	51	335	879	.451	201	52	405	23	.377	23	26	33-48	1435	571	100	.953
2005	.277	59-59	1940	301	538	99	7	27	281	732	.377	203	47	376	44	.355	29	42	51-66	1461	591	76	.964
2006	.269	52-52	1690	273	455	104	5	30	244	659	.390	186	63	354	32	.360	17	23	49-68	1290	519	83	.956
2007	.273	56-56	1829	359	499	88	13	45	325	748	.409	230	78	291	29	.374	20	29	54-85	1429	568	73	.965
2008	.292	52-52	1789	368	523	86	8	60	336	805	.450	193	62	322	46	.377	19	22	54-75	1331	469	60	.968
2009	.316	51-51	1731	394	547	116	7	71	368	890	.514	200	49	307	43	.398	19	26	66-91	1282	513	83	.956
2010	.346	55-55	1973	452	683	134	9	76	429	1063	.539	199	51	288	43	.414	29	19	43-68	1391	507	88	.956
2011	.316	56-56	1944	387	614	123	7	57	361	922	.474	222	44	282	46	.393	30	29	55-73	1445	549	71	.966
2012	.282	59-59	2036	365	575	99	12	61	335	881	.433	248	66	429	52	.376	16	23	30-39	1521	590	73	.967



Year-By-Year Pitching



Team Season Year-by-Year



Year	era	w-l	app	gs	cg	sho	sv	ip	h	r	er	bb	so	2b	3b	hr	bf	bavg	wp	hbp	bk	sfa	sha
1959	0.00	4-5	10	10	0	0/0	0	0.0	0	0	0	0	0	0	0	0	0	.000	0	0	0	0	0
1960	0.00	4-7	10	10	0	0/0	0	0.0	0	71	0	0	0	0	0	0	0	.000	0	0	0	0	0
1961	0.00	6-9	15	15	0	0/0	0	138.0	0	101	0	0	0	0	0	0	0	.000	0	0	0	0	0
1962	0.00	5-12	18	18	0	0/0	0	151.2	0	83	0	0	0	0	0	0	0	.000	0	0	0	0	0
1963	0.00	11-9	18	18	0	0/0	0	171.0	0	0	0	0	0	0	0	0	0	.000	0	0	0	0	0
1964	0.00	15-5	20	20	0	0/0	0	157.0	0	0	0	0	0	0	0	0	0	.000	0	0	0	0	0
1965	2.64	16-4	20	20	9	0/0	0	167.0	114	78	49	71	180	18	5	5	708	.182	0	6	0	3	3
1967	4.12	13-10	23	23	0	0/0	0	179.0	177	118	82	81	148	0	0	8	0	.241	0	0	0	0	0
1968	3.44	9-11	20	0	0	0/0	0	157.0	137	71	60	0	0	20	8	6	0	.249	0	0	0	4	3
1969	5.05	6-12	19	19	0	0/0	0	148.0	142	106	83	93	120	0	0	0	569	.209	0	9	0	0	0
1970	2.32	9-11	20	20	0	0/0	0	155.0	124	76	40	70	120	16	6	4	653	.217	0	6	0	3	3
1971	4.03	15-7	22	22	0	0/0	0	172.0	148	86	77	77	130	13	6	12	746	.227	0	7	0	6	5
1972	2.32	11-10	21	21	0	0/0	0	155.0	103	69	40	53	135	10	1	7	619	.185	0	0	0	4	4
1973	1.82	14-4	18	18	14	0/0	0	123.2	71	39	25	60	110	9	3	3	502	.164	0	5	0	1	2
1974	2.37	17-13	30	30	13	4/0	0	216.1	163	96	57	95	140	19	6	7	950	.197	0	10	0	11	7
1975	2.65	18-9	27	27	12	3/0	0	197.1	154	90	58	91	132	24	6	7	832	.214	0	12	0	7	4
1976	3.17	28-15	43	43	24	8/0	7	327.0	254	146	115	165	207	38	8	17	1441	.205	0	8	0	13	13
1977	3.39	25-13	38	38	22	4/0	0	255.0	243	154	96	139	257	50	3	26	1232	.230	0	15	0	13	9
1978	4.59	14-11	25	25	7	0/0	4	178.1	170	126	91	127	139	30	1	10	823	.249	0	0	0	7	7
1979	4.33	13-10	23	23	6	1/0	3	162.0	145	104	78	110	133	20	1	13	745	.235	18	6	0	3	10
1980	3.92	22-17	40	40	18	4/0	1	280.0	268	167	122	136	203	46	7	23	1246	.249	8	16	0	6	10
1981	5.63	15-21	37	37	6	2/0	4	254.0	293	209	159	138	212	43	4	32	1187	.289	21	13	0	11	11
1982	3.44	30-9	39	39	23	4/0	4	272.1	264	143	104	119	202	24	4	21	1191	.251	22	8	0	4	10
1983	3.95	29-10	39	39	25	3/0	3	280.1	301	170	123	131	211	34	9	38	1265	.275	18	9	3	8	21
1984	5.65	17-12	29	29	15	5/0	1	205.1	195	150	129	132	152	15	1	30	934	.250	13	6	0	7	4
1985	4.09	28-15	44	44	25	2/0	1	304.0	272	208	138	185	246	40	5	29	1392	.247	29	9	2	10	7
1986	5.36	29-13	43	43	10	4/0	4	305.1	332	235	182	145	222	53	9	41	1428	.262	25	9	1	9	4
1987	4.82	28-20	48	48	18	2/0	10	340.0	379	253	182	160	271	71	7	33	1588	.271	19	15	0	0	0
1988	5.68	19-23	42	42	15	2/1	2	312.0	373	264	197	130	227	79	14	32	1441	.292	26	16	2	0	0
1989	5.41	27-17	44	44	17	1/0	3	318.0	345	267	191	179	175	66	4	36	1518	.266	46	26	9	6	8
1990	4.69	19-19	39	39	17	2/0	1	280.0	282	229	146	153	212	58	24	15	1312	.252	25	18	9	0	0
1991	3.16	25-18	43	43	9	2/0	4	353.1	311	173	124	147	261	51	14	16	1381	.260	29	19	2	11	9
1992	6.06	22-27	49	49	11	4/0	3	376.0	446	323	253	247	232	66	16	35	1820	.295	54	25	5	17	18
1993	4.84	13-27	40	40	5	2/0	4	303.0	327	210	163	127	224	66	17	25	1406	.262	17	29	2	0	0
1994	4.97	23-27	50	50	13	4/0	2	383.2	456	283	212	155	213	85	12	31	1791	.287	29	39	7	0	0
1995	4.88	32-21	53	53	12	2/1	6	438.2	521	306	238	169	320	99	13	39	2026	.285	32	30	1	20	17
1996	5.23	25-23	49	49	14	1/0	4	390.2	466	285	227	161	277	90	20	31	1807	.287	29	23	1	18	26
1997	5.74	24-33	57	57	12	3/1	7	451.2	591	384	288	192	301	113	10	53	2153	.306	36	29	1	19	24
1998	5.22	32-24	56	56	20	6/4	2	446.2	507	313	259	163	365	96	8	62	2008	.279	28	28	7	12	17
1999	4.97	27-27	54	54	15	5/1	3	423.1	490	302	234	149	327	102	8	48	1855	.292	34	27	7	14	30
2000	4.17	37-17	54	54	8	6/4	6	445.0	456	260	206	205	395	80	10	32	2000	.265	38	33	9	15	23
2001	3.94	34-20	54	54	8	8/4	7	429.0	383	240	188	216	441	71	11	29	1901	.240	35	43	16	13	33
2002	4.64	37-20	57	57	8	1/0	12	477.0	525	310	246	190	403	88	6	46	2131	.282	47	53	20	18	11
2003	5.12	31-20	51	51	8	6/2	5	408.0	422	282	232	196	336	58	7	51	1865	.269	36	63	10	15	17
2004	5.89	29-28	57	57	9	2/2	12	478.1	569	385	313	244	415	113	14	48	2293	.295	43	65	12	25	30
2005	5.29	24-34	59	59	10	1/0	6	487.0	542	322	286	226	326	87	13	36	2221	.290	48	55	16	28	40
2006	5.21	21-31	52	52	11	3/2	7	430.0	487	325	249	203	325	106	16	26	2011	.285	41	44	9	16	41
2007	4.69	32-24	56	56	9	8/3	8	476.1	531	314	248	212	335	102	12	35	2187	.282	41	44	8	14	32
2008	5.92	26-26	52	52	7	1/1	4	443.2	499	331	292	209	380	107	8	32	2069	.282	52	44	9	23	26
2009	6.76	26-25	51	51	1	0/0	9	427.1	572	393	321	205	332	121	11	58	2089	.321	43	55	10	25	22
2010	6.27	30-25	55	55	1	2/2	9	463.2	549	383	323	229	364	115	9	62	2193	.296	29	56	10	31	21
2011	4.95	34-22	56	56	2	3/3	14	481.2	552	319	265	217	335	97	7	48	2226	.290	35	52	5	21	35
2012	6.37	23-36	59	59	2	0/0	12	507.0	581	427	359	309	385	117	6	43	2466	.292	76	91	15	30	44



Season-By-Season Results

1960 (4-8)

Southern Illinois	L	4-3
Harris Stowe	W	5-3
Arkansas State	W	10-2
Southern Illinois	W	10-7
Concordia Seminary	L	3-2
Memphis State	L	11-0
Saint Louis	L	17-3
Paducah Jr. Coll.	L	10-5
Southern Illinois	L	10-5
McKendree	L	7-4
Murray State Jr. Var.	L	5-3

1961 (6-9-1)

Quincy	L	8-0
Central Michigan	L	9-4
North Dakota	W	5-2
Harris Stowe	W	5-4
Evansville	W	8-3
Arkansas State	L	12-3
Paducah Jr. Coll.	L	9-7
Southern Illinois	W	5-4
Southern Illinois	L	13-1
Murray State	L	3-2
Saint Louis	T	4-4
Saint Louis	L	12-2
Southern Illinois	L	8-7
Flat River Jr. Coll.	W	22-0
Murray State	W	8-5
Memphis State	L	5-0

1962 (5-12-1)

William Jewell	W	7-4
Evansville	T	4-4
Arkansas State	L	6-3
Concordia (STL)	W	4-0
Harris Stowe	L	16-3
Southern Illinois	L	2-0
Southern Illinois	L	8-3
Arkansas State	L	4-1
Paducah Jr. Coll.	W	2-1
Saint Louis	W	8-1
Saint Louis	L	8-3
McKendree	W	11-3
Southern Illinois	L	9-6
Harris Stowe	L	2-1
Evansville	L	6-5
Evansville	L	2-1
NCAA Regional		
Austin Peay	L	2-1
Arkansas State	L	6-3

1963 (11-9)

Evansville	W	6-2
Murray State	L	11-0
Murray State	L	6-4
Evansville	W	12-2
Paducah CC	W	7-6
Harris Stowe	W	8-0

Quincy	W	11-0
Quincy	W	7-3
Harris Stowe	W	12-5
Harris Stowe	W	15-1
Concordia (Mo.)	L	6-3
Paducah CC	W	20-3
Arkansas State	L	4-3
Southern Illinois	L	12-4
Murray State	L	2-1
Arkansas State	W	4-0
Arkansas State	W	6-4
Saint Louis	L	8-1
Saint Louis	L	4-1
Southern Illinois	L	3-1

1964 (15-5)

Evansville	W	9-2
Arkansas State	W	5-1
Arkansas State	L	7-6
UT Martin	W	7-4
Harris Stowe	W	7-6
McKendree	W	4-3
McKendree	W	5-0
Southern Illinois	L	5-3
Murray State	W	7-6
Murray State	W	11-3
Concordia (Mo.)	W	7-6
Evansville	W	8-1
Saint Louis	W	4-1
Saint Louis	W	4-3
Southern Illinois	W	8-5
Missouri State	W	5-0
Missouri State	W	5-4
Harris Stowe	W	10-0
McKendree	W	13-5
McKendree	W	13-6

1965 (16-4)

William Jewell	W	8-2
Evansville	W	7-1
Lakeland (Wisc.)	W	19-0
Murray State	W	9-8
Arkansas State	W	8-7
UT Martin	L	3-2
Southern Illinois	L	13-8
Missouri-Rolla	W	2-1
Missouri-Rolla	W	7-0
Harris Stowe	W	10-1
Southern Illinois	L	3-0
Arkansas State	W	7-4
Murray State	L	8-7
Missouri-Rolla	W	9-5
Missouri State	W	7-2
Missouri State	W	9-6
Evansville	W	9-2
Harris Stowe	W	7-0
McKendree	W	2-0
McKendree	W	7-2

1966 (11-8)

Harris Stowe	W	3-1
Central Michigan	L	4-3
Central Michigan	W	4-1
Missouri State	W	4-1
Missouri State	W	8-1
Missouri State	W	4-3
Evansville	L	7-4
Missouri-Rolla	W	5-2
Missouri State	W	11-0
Southern Illinois	W	3-2
Southern Illinois	L	3-2
Arkansas State	L	5-3
Arkansas State	W	6-5
Murray State	L	11-2
Missouri-Rolla	W	2-1
Missouri-Rolla	L	10-5
Central Mo. State	L	3-1
Central Mo. State	L	4-1

1967 (13-10)

Memphis	W	6-3
Memphis	L	7-3
Delta State	L	9-4
Delta State	W	8-5
Delta State	L	5-4
Bradley	L	12-7
Bradley	L	3-2
Bradley	W	11-10
Evansville	W	9-8
UT Martin	W	9-1
Missouri State	L	5-0
Missouri State	W	9-8
Missouri-Rolla	L	6-3
Missouri-Rolla	W	9-8
Missouri State	W	9-2
Harris Stowe	W	13-3
Evansville	W	7-2
Murray State	L	5-4
Northwest Mo. State	W	7-6
Northwest Mo. State	W	2-0
Northwestern St.	W	4-3
Arkansas State	L	12-6
North Dakota	L	2-1

1968 (9-11)

Northwestern	W	9-4
Washington U.	W	5-2
Washington U.	L	5-1
Missouri-Rolla	W	3-0
Missouri-Rolla	W	3-0
Concordia (Neb.)	L	6-3
Concordia (Neb.)	L	8-2
Missouri State	W	13-3
Missouri State	L	5-4
Evansville	L	5-4
UT Martin	L	3-2
Concordia (STL)	W	7-6
Missouri-Rolla	W	6-5
Missouri-Rolla	L	6-1
Missouri-Rolla	L	6-4
Arkansas State	L	6-1

Missouri State	W	5-2
Missouri State	L	6-3
Missouri State	L	5-4
Murray State	W	4-2

1969 (6-12-1)

William Penn	W	2-0
William Penn	T	2-2
Wisconsin State	W	7-6
Wisconsin State	L	5-2
Southwest Mo. State	L	3-2
Southwest Mo. State	L	6-0
Missouri State	L	11-10
Missouri-St. Louis	L	7-6
Missouri-Rolla	L	4-2
Missouri-Rolla	L	5-4
Missouri-Rolla	W	6-2
Missouri State	L	8-1
Missouri State	L	7-3
Missouri State	L	13-1
Murray State	W	7-4
Evansville	W	3-2
UT Martin	W	3-2
UT Martin	L	12-3
Murray State	L	6-1

1970 (9-11)

Murray State	L	8-2
CBC	L	4-3
CBC	L	2-1
Delta State	L	4-1
Missouri State	L	9-0
Missouri State	W	6-3
Missouri State	W	5-4
Evansville	W	6-5
Missouri-Rolla	W	1-0
Missouri-Rolla	W	9-0
Missouri-Rolla	L	4-3
Missouri State	L	7-2
Missouri State	W	14-2
Missouri State	L	3-2
Missouri-Rolla	L	2-1
Missouri-Rolla	L	2-1
Missouri-Rolla	L	3-2
Saint Louis	W	10-1
Missouri-St. Louis	W	12-8
Murray State	W	5-4

1971 (15-7)

CBC	W	10-6
Memphis State	W	8-7
Evansville	W	1-0
Evansville	W	9-1
Missouri State	L	4-1
Missouri State	W	3-2
Northeast Mo. State	W	5-4
Northeast Mo. State	L	10-3
Murray State	W	2-1
Missouri-St. Louis	L	8-0
Missouri-St. Louis	W	4-3

Washington U.	W	2-0
Lincoln U.	W	7-3
Lincoln U.	W	6-2
Northwest Mo. State	W	5-3
Northwest Mo. State	W	5-3
Murray State	L	9-7
Missouri-Rolla	L	1-0
Missouri-Rolla	W	12-4
Missouri-St. Louis	L	5-1
Central Mo. State	W	2-1
Central Mo. State	L	8-4

1972 (11-10)

St. Olaf L	10-3
St. Olaf L	8-2
Missouri State	L 7-1
Missouri State	L 6-3
Wisc.-Milwaukee	W 3-0
Wisc.-Milwaukee	W 8-0
Moorhead (Minn.)	L 6-5
Northeast Mo. State	W 1-0
Northeast Mo. State	W 2-1
CBC	W 2-1
Murray State	L 7-2
Washington U.	W 11-1
Murray State	L 4-3
Northwest Mo. State	W 5-0
Northwest Mo. State	W 2-1
Missouri-Rolla	L 3-2
Missouri-Rolla	W 8-3
Evansville	W 3-0
Evansville	L 6-0
Central Mo. State	L 5-4
Central Mo. State	W 2-0

1973 (14-4)

Centenary	W	9-3
Centenary	W	6-3
Luther Coll.	W	2-1
Luther Coll.	W	4-0
CBC	W	5-2
CBC	W	4-1
U. Illinois-Chicago	W	5-1
U. Illinois-Chicago	W	8-7
Illinois Tech	W	1-0
Illinois Tech	W	6-0
Northeast Mo. State	W	3-0
Northeast Mo. State	W	3-1
Lincoln U.	W	9-1
Lincoln U.	L	1-0
Northwest Mo. State	L	3-2
Northwest Mo. State	L	2-1
Missouri-Rolla	W	2-1
Missouri-Rolla	L	11-2

1974 (17-13)

CBC	W	5-1
CBC	W	6-1
Western Illinois	L	3-2
Western Illinois	W	6-3



Season-By-Season Results

CBC	W 9-4
CBC	W 2-0
Central Mo. State	L 4-3
Central Mo. State	L 13-4
Missouri-Rolla	W 12-7
Missouri-Rolla	W 14-4
Missouri State	L 4-3
Missouri State	W 6-5
Quincy	L 2-0
Quincy	L 6-1
Northeast Mo. State	W 1-0
Northeast Mo. State	W 8-0
Memphis State	L 3-1
Washington U.	W 4-3
Westminster	L 3-2
Westminster	L 3-1
Lincoln U.	W 2-1
Lincoln U.	L 5-4
Northwest Mo. State	L 3-1
Northwest Mo. State	W 6-5
Evansville	W 8-2
Evansville	L 2-0
Indiana State	W 4-3
Indiana State	W 10-0
Missouri-Rolla	W 9-1
Missouri-Rolla	L 4-1

1975 (18-9)

CBC	W 8-2
CBC	W 7-6
MacMurray	W 1-0
MacMurray	W 12-2
U. Illinois-Chicago	W 4-0
U. Illinois-Chicago	W 7-1
Winona State	W 6-2
Central Mo. State	W 1-0
Central Mo. State	L 3-2
Central Mo. State	W 9-7
UT Martin	W 8-7
UT Martin	W 9-3
Missouri State	L 10-5
Missouri State	L 3-2
Missouri State	L 3-2
Northeast Mo. State	W 6-3
Northeast Mo. State	L 4-2
Washington U.	W 6-4
Saint Louis	W 2-0
Saint Louis	W 5-1
Indiana State	W 4-2
Indiana State	L 3-2
Lincoln U.	W 12-6
Lincoln U.	L 2-0
Lincoln U.	W 10-4
Northwest Mo. State	L 9-4
Northwest Mo. State	L 3-2

1976 (28-15)

Illinois State	L 4-1
Memphis State	W 7-6
CBC	W 3-1
CBC	W 4-2

Carroll Coll.	W 4-1
Carroll Coll.	W 6-3
U. Illinois-Chicago	W 5-3
Missouri-Rolla	W 10-0
Missouri-Rolla	W 1-0
Missouri-Rolla	W 2-1
UT Martin	W 6-0
UT Martin	L 3-0
Central Mo. State	W 6-3
Central Mo. State	L 2-1
Central Mo. State	W 3-2
Saint Louis	L 6-4
Saint Louis	L 5-4
Missouri State	W 13-9
Missouri State	W 6-2
Missouri State	L 12-10
Augustana	L 3-2
Augustana	L 10-2
Northeast Mo. State	W 11-5
Northeast Mo. State	W 11-0
Northeast Mo. State	W 8-1
Southern Illinois	L 6-3
Southern Illinois	L 4-3
Northeastern Ill.	L 3-1
Northeastern Ill.	W 4-2
Lincoln U.	W 16-2
Lincoln U.	W 11-0
Lincoln U.	W 17-0
Missouri Baptist	L 5-3
Missouri Baptist	L 7-3
Northwest Mo. State	W 4-0
Northwest Mo. State	W 1-0
Mankato State	W 8-3
Nebraska-Omaha	W 12-4
Nebraska-Omaha	W 4-2
Sacred Heart U.	W 4-3
Florida Southern	L 5-3
Livingston (Ala.)	W 9-7
SIU-Edwardsville	L 9-3

1977 (25-13)

Iowa	W 9-6
Iowa	L 14-5
U. Illinois-Chicago	W 5-3
U. Illinois-Chicago	W 4-3
Northwest Mo. State	L 4-1
Northwest Mo. State	L 4-1
Northwest Mo. State	L 7-4
Evansville	L 6-4
Evansville	W 10-5
Brown	L 7-5
Brown	L 7-5
Missouri-Rolla	W 9-1
Missouri-Rolla	W 6-1
Missouri-Rolla	W 22-16
Central Mo. State	W 3-1
Central Mo. State	W 4-1
Central Mo. State	W 7-6
UT Martin	W 4-3
UT Martin	W 9-2
Missouri State	W 4-3
Missouri State	W 7-5

Missouri State	W 6-1
Northeast Mo. State	L 4-1
Northeast Mo. State	W 1-0
Northeast Mo. State	W 6-0
Indiana State	L 4-1
Indiana State	W 6-5
Memphis State	L 5-4
Memphis State	L 6-5
Missouri Baptist	W 1-0
Missouri Baptist	W 5-1
Lincoln U.	W 9-0
Lincoln U.	W 12-1
Missouri State	L 6-2
South Dakota State	W 6-5
Missouri State	W 5-3
Nebraska-Omaha	L 2-1

1978 (14-11)

CBC	W 11-5
CBC	W 14-4
MacMurray	W 10-2
MacMurray	W 11-8
Augustana	L 12-3
Augustana	W 12-1
Missouri-Rolla	W 12-5
Missouri-Rolla	W 5-2
Missouri-Rolla	L 11-6
Evansville	L 9-8
Evansville	L 7-4
Central Mo. State	L 7-3
Central Mo. State	L 1-0
Central Mo. State	W 7-4
Missouri State	W 5-2
Missouri State	L 4-3
Missouri State	L 6-1
Saint Louis	W 15-8
Northeast Mo. State	W 7-2
Northeast Mo. State	W 6-1
Northeast Mo. State	W 6-5
Missouri-St. Louis	W 2-1
Missouri-St. Louis	L 5-2
Missouri Baptist	L 13-3
Missouri Baptist	L 1-0

1979 (13-10)

Butler	L 2-1
Marietta	W 3-1
Olivet Coll.	L 5-4
CBC	W 1-0
CBC	W 5-1
Saint Louis	W 15-2
Saint Louis	L 9-8
Missouri-Rolla	W 7-5
Missouri-Rolla	W 5-3
Missouri-St. Louis	L 5-2
Missouri-St. Louis	L 4-0
Evansville	W 8-4
Evansville	W 8-6
Oakland City Coll.	W 5-1
Oakland City Coll.	W 16-0
Missouri State	W 7-5

Missouri State	L 5-0
Missouri-Rolla	L 6-0
Missouri-Rolla	L 9-7
Missouri Baptist	L 9-5
Missouri Baptist	W 4-3
Missouri State	L 11-0
Missouri State	W 10-8

1980 (22-17-1)

Marietta	L 4-1
Northern Kentucky	W 5-2
Olivet Coll. (Mich.)	W 9-4
Wingate Coll. (N.C.)	L 6-4
Northern Kentucky	T 6-6
Oakland City	L 6-3
Oakland City	W 4-2
CBC	W 5-1
Missouri-St. Louis	L 6-5
Missouri-St. Louis	L 7-6
Greenville Coll.	W 5-4
Greenville Coll.	L 3-1
North Dakota	W 5-2
North Dakota	W 6-0
Millikin	W 2-1
Millikin	W 4-0
Missouri-Rolla	W 14-4
Missouri-Rolla	L 10-4
Evansville	W 16-8
Evansville	W 3-2
Missouri State	L 11-6
Missouri State	L 4-3
Lincoln	W 10-0
Lincoln	W 11-2
Indiana State	W 3-2
Indiana State	L 4-3
SIU-Edwardsville	L 5-2
SIU-Edwardsville	W 6-1
Missouri State	L 5-2
Missouri State	L 15-10
Saint Louis	L 15-12
Saint Louis	L 8-5
Missouri Baptist	W 2-1
Missouri Baptist	W 12-1
Evansville	W 4-3
Evansville	W 5-4
Lincoln	W 8-2
Evansville	W 9-0

1981 (15-21-1)

UT Martin	L 5-3
UT Martin	W 6-4
Marietta Coll.	L 6-2
Illinois State	T 0-0
Valparaiso	L 7-4
Saint Louis	W 8-4
Saint Louis	L 7-3
Oakland City	W 7-2
Oakland City	W 4-3
Iowa	L 6-2
Missouri-St. Louis	L 5-2
Missouri-St. Louis	L 12-4

North Dakota	L 6-1
North Dakota	W 5-0
North Dakota	W 8-7
Missouri-Rolla	L 5-2
Missouri-Rolla	W 2-1
Southern Illinois	L 11-3
Missouri State	L 13-5
Missouri State	L 4-1
Indiana State-Evans	L 11-2
Indiana State-Evans	L 7-2
Missouri-St. Louis	L 4-1
Missouri-St. Louis	L 12-2
Maryville	W 14-6
Maryville	W 22-6
Missouri-Rolla	W 12-8
Missouri-Rolla	W 7-3
SIU-Edwardsville	L 10-9
SIE-Edwardsville	L 9-5
Missouri Baptist	W 5-4
Missouri Baptist	W 2-1
Missouri State	L 4-3
Missouri State	L 5-2

1982 (30-9)

Florida State	L 10-2
Jacksonville State	W 2-1
Marietta	L 4-3
Illinois State	W 9-2
Lincoln	W 12-1
Lincoln	W 6-3
Indiana State	W 13-2
Indiana State	L 3-2
Missouri-Rolla	W 3-2
Missouri-Rolla	W 3-0
Oakland City	W 9-2
Oakland City	W 22-1
North Dakota	W 4-3
North Dakota	W 5-1
North Dakota	W 9-0
North Dakota	W 12-1
Missouri-St. Louis	L 19-9
Missouri-St. Louis	W 8-6
Lindenwood	W 9-0
Lindenwood	W 12-2
Lincoln	W 5-2
Lincoln	W 6-0
Millikin	W 10-5
Millikin	W 15-7
Millikin	W 21-2
Maryville	L 6-3
Maryville	W 10-3
Missouri-Rolla	W 13-4
Missouri-Rolla	W 14-2
SIU-Edwardsville	L 5-4
SIU-Edwardsville	W 10-6
Missouri-St. Louis	W 8-7
Missouri-St. Louis	W 3-2
Saint Louis	W 7-3
Saint Louis	L 3-2
Northwest Mo. State	L 2-0
Northwest Mo. State	L 8-0
Missouri Baptist	W 6-2



Season-By-Season Results

Missouri Baptist W 13-2

1983 (29-10)

Wingate W 5-4
Marietta W 3-1
Butler L 8-5
Valparaiso W 7-0
Saint Louis W 14-2
Saint Louis W 5-4
Oakland City W 10-3
Oakland City W 6-1
Lincoln W 11-2
Lincoln W 18-0

Nebraska-Omaha W 9-6
Southern Illinois L 8-4
Missouri-St. Louis W 4-3
Missouri-St. Louis W 3-1
Missouri-Rolla W 10-1
Missouri-Rolla W 5-0
Lincoln W 10-6
Lincoln W 12-7
UT Martin L 5-1
UT Martin W 16-5
Missouri-Rolla W 14-8
Missouri-Rolla W 11-5
Indiana State W 7-1
Indiana State W 11-10
SIU-Edwardsville L 6-2
SIU-Edwardsville W 7-5
Missouri-St. Louis L 4-0
Missouri-St. Louis W 10-1
Northwest Mo. State W 7-4
Northwest Mo. State L 12-2
Northwest Mo. State L 11-10
Missouri Baptist W 3-2
Missouri Baptist W 7-1
Indiana State L 3-2
Indiana State W 6-5
Oakland City W 15-6
Oakland City W 7-6

**NCAA Midwest Regional @
Edwardsville, Ill.**
Mankato State L 3-1
SIU-Edwardsville L 13-2

1984 (17-12)

Illinois State L 11-1
Grand View W 2-0
Valparaiso L 2-1
Valparaiso W 6-4
Grand View L 13-3
Rhode Island L 7-6
Rockford W 14-1
Rockford L 5-3
Missouri-Rolla W 13-6
Missouri-Rolla W 6-0
Harris Stowe W 19-5
Missouri-St. Louis L 11-10
Missouri-St. Louis L 5-1
Indiana State L 12-5
Indiana State L 9-6

UT Martin W 8-7
UT Martin W 10-1
Lincoln W 21-0
Lincoln W 19-3
Missouri-Rolla L 10-1
SIU-Edwardsville W 1-0
SIU-Edwardsville W 7-5
Missouri Baptist W 11-3
Missouri Baptist W 11-5
Northwest Mo. State W 1-0
Missouri-St. Louis L 13-0
Northwest Mo. State L 8-7
SIU-Edwardsville W 4-3
SIU-Edwardsville W 5-1

1985 (28-15-1)

Head Coach: Palmer Muench

Union W 14-2
Union W 6-2
Murray State W 9-7
Marietta L 4-2
Illinois State L 7-2
Grandview L 8-3
Troy L 7-6
Marietta W 6-2
Illinois State T 7-7
Iowa L 8-4
Iowa L 8-2
Missouri-Rolla W 2-1
Missouri-Rolla L 5-4
Missouri-Rolla W 8-4
Memphis State L 10-5
Southern Illinois W 9-4
Southern Illinois L 10-5
Missouri-St. Louis W 24-2
Missouri-St. Louis L 10-6
Saint Louis W 8-4
Saint Louis W 4-0
Missouri Baptist L 6-5
Missouri Baptist W 19-10
Indiana State L 2-1
Indiana State W 9-2
Augustana W 6-2
Augustana W 17-5
Missouri-Rolla W 10-3
Missouri-Rolla W 22-3
UT Martin W 6-4
UT Martin W 10-2
Missouri-St. Louis W 7-6
Missouri-St. Louis W 9-5
Northeastern Illinois W 7-5
Northeastern Illinois W 9-3
SIU-Edwardsville L 9-3
SIU-Edwardsville L 8-1
Northwest Mo. State W 9-4
Missouri-St. Louis W 15-2
Missouri-St. Louis W 15-3
Harris Stowe W 5-1
Harris Stowe W 10-0
Austin Peay L 4-3
Austin Peay W 9-8

1986 (29-13-1)

Union L 6-5
Union L 10-2
Iowa W 13-1
Iowa W 14-13
Iowa L 21-5
Iowa L 16-6
Maryville W 19-0
Washington W 13-7
Marietta (Ohio) W 2-0
Washington W 8-4
Missouri-Rolla W 12-0
Missouri-Rolla W 15-1
Southern Indiana W 8-2
Southern Indiana W 10-5
Southern Illinois W 13-10
Southern Illinois T 5-5
Missouri-St. Louis W 6-5
Missouri-St. Louis L 4-3
Concordia Coll. W 4-1
Concordia Coll. W 10-0
Missouri Baptist L 4-3
Missouri Baptist W 8-3
Saint Louis W 16-5
Missouri-Rolla W 10-9
Missouri-Rolla W 14-4
Quincy W 12-0
Quincy W 12-2
Missouri L 6-5
Missouri W 5-0
Missouri-St. Louis L 9-4
Missouri-St. Louis L 10-1
Missouri Baptist L 13-7
Missouri Baptist W 9-5
Central Mo. State L 6-5
Northwest Mo. State W 7-6
Missouri-St. Louis W 12-1
Central Mo. State L 9-3
Murray State W 13-9
Saint Louis W 5-4
Southern Indiana W 9-4
Southern Indiana W 11-9
SIU-Edwardsville W 18-6
SIU-Edwardsville L 6-4

1987 (28-20)

Union W 8-7
Union L 4-1
Slippery Rock W 5-4
Jacksonville State L 11-7
Slippery Rock W 7-4
Jacksonville State L 7-1
Wisconsin-Stout L 9-6
Livingston L 9-0
Wisconsin-Stout L 9-6
Livingston W 5-0
Saint Louis W 9-4
Quincy W 7-3
Quincy W 8-5
Southern Indiana L 8-5
Southern Indiana W 7-6

Missouri L 16-4
Southwest Baptist L 13-10
Southwest Baptist W 7-4
Missouri-St. Louis L 9-8
Missouri-St. Louis L 10-3
SIU-Edwardsville L 2-0
SIU-Edwardsville L 6-0
McKendree W 10-6
McKendree W 8-0
Missouri-Rolla W 4-1
Missouri-Rolla W 9-3
Southwest Baptist W 7-5
Southwest Baptist W 13-4
Missouri Baptist W 3-1
Missouri Baptist L 5-3
Missouri-St. Louis W 3-2
Missouri-St. Louis W 5-1
Missouri-Rolla W 3-1
Missouri-Rolla L 5-1
McKendree W 5-4
McKendree W 11-4
Northeast Mo. State W 10-1
Northwest Mo. State W 5-3
Northwest Mo. State W 7-1
Missouri Baptist W 8-6
Missouri Baptist L 9-3
Southern Illinois L 7-1
Saint Louis W 16-9
Southern Indiana L 8-7
Southern Indiana L 4-2
Southern Illinois W 6-5
SIU-Edwardsville L 8-1
SIU-Edwardsville W 5-3

1988 (19-23)

Murray State W 11-5
Florida Southern L 13-0
Eckerd L 10-4
Eckerd L 12-1
Tampa L 23-0
Washington W 7-2
Washington W 4-0
McKendree L 9-1
McKendree L 12-5
Southern Indiana W 5-2
Southern Indiana W 4-3
Quincy L 2-1
Quincy W 9-3
Lincoln W 5-3
Lincoln W 5-2
McKendree L 9-7
McKendree L 11-5
Arkansas State W 4-2
Arkansas State W 2-1
Southwest Baptist W 18-0
Southwest Baptist W 6-4
Missouri-St. Louis W 6-2
Missouri-St. Louis L 12-8
Missouri-Rolla W 9-3
Northwest Mo. State L 10-5
Missouri-St. Louis L 11-5
Southern Illinois L 6-0

SIU-Edwardsville L 12-11
SIU-Edwardsville L 2-1
Southern Indiana L 9-1
Southern Indiana W 6-3

1989 (27-17)

Western Michigan W 13-9
Tampa L 5-3
Tampa L 12-1
Eastern Michigan L 9-5
St. Leo W 12-4
Eckerd L 4-3
Vanderbilt L 21-7
Union W 9-5
Union W 13-2
Lincoln W 9-3
Lincoln W 9-5
Southern Illinois L 12-7
Quincy W 11-1
Quincy W 15-2
Southern Indiana W 8-4
Southern Indiana L 9-8
Southwest Baptist W 11-1
Southwest Baptist W 8-2
Missouri-St. Louis W 5-3
Missouri-St. Louis L 6-3
Missouri-Rolla W 6-0
Missouri-Rolla W 2-0
Lincoln L 9-4
Lincoln W 17-7
Austin Peay L 12-6
Southwest Baptist W 8-2
Southwest Baptist W 6-1
Murray State L 15-10
Missouri-St. Louis W 5-3
Missouri-St. Louis W 12-5
Austin Peay L 15-3
Missouri-Rolla L 10-6
Missouri-Rolla W 4-2
Southern Indiana W 7-4
Southern Indiana L 14-4
McKendree W 6-2
McKendree W 5-3
Central Mo. State L 7-5
Missouri-St. Louis W 5-4
Northwest Mo. State L 12-6
McKendree W 11-7
McKendree W 2-1
Arkansas State L 9-5
Arkansas State W 3-2

1990 (21-19-1)

Valdosta State L 8-3
Valdosta State L 10-3
St. Anselm W 5-2
Norfolk State L 11-6
St. Augustine's W 8-4
McKendree L 6-3
McKendree W 6-3
Union L 5-4
Union L 12-4



Season-By-Season Results

William Jewell	W	11-4
Arkansas State	W	9-1
Arkansas State	W	13-0
Southern Illinois	L	9-3
McKendree	W	10-4
McKendree	W	6-2
Illinois State	L	12-1
Illinois State	W	4-1
Missouri-St. Louis	W	13-8
Missouri-St. Louis	T	5-5
Murray State	L	14-1
Missouri Southern	L	8-0
Missouri Southern	L	4-2
Southwest Baptist	W	15-4
Southwest Baptist	W	7-0
Southern Indiana	L	6-5
Southern Indiana	L	13-3
Missouri-Rolla	W	3-1
Missouri-Rolla	L	3-2
Southern Illinois	L	12-1
Lincoln	W	7-0
Lincoln	W	7-0
Southern Indiana	W	4-1
Southern Indiana	L	14-3
Lincoln	L	2-1
Lincoln	W	15-3
Missouri Southern	L	5-4
Missouri Southern	W	4-2
Southwest Baptist	W	14-8
Southwest Baptist	W	18-5
Missouri-St. Louis	L	8-4
Murray State	L	8-1

1991 (25-18-1)

Memphis State	L	8-7
Union	L	11-4
Union	L	10-7
Arkansas State	W	9-4
Lincoln	W	6-0
Lincoln	W	3-0
Norfolk State	W	11-1
Armstrong State	W	15-11
Savannah State	W	17-3
Armstrong State	W	6-2
Sacred Heart	W	11-5
William Jewell	L	8-5
Southern Illinois	L	7-4
Missouri-St. Louis	W	15-2
Missouri-St. Louis	W	5-4
North Alabama	L	4-3
North Alabama	L	5-4
Southern Indiana	L	5-3
Southern Indiana	L	2-1
Missouri-Rolla	W	13-0
Missouri-Rolla	W	5-3
Missouri-Rolla	W	16-7
Lincoln	W	13-1
Lincoln	W	14-4
Pittsburgh State	W	4-3
Pittsburgh State	W	2-1
Pittsburgh State	W	5-1

Pittsburgh State	L	5-4
Southern Illinois	L	5-4
Southwest Baptist	W	4-1
Murray State	L	3-2
Murray State	L	1-0
Southern Indiana	L	8-3
Missouri Southern	L	10-2
Missouri Southern	W	4-1
Missouri Southern	W	8-2
Arkansas State	W	6-5
Washburn	W	2-1
Missouri Southern	L	5-3
Washburn	L	6-5
Quincy	W	12-4
Quincy	L	5-2
McKendree	W	5-3
McKendree	W	3-2

1992 (22-27)

First Year in Ohio Valley Conference

Arkansas State	L	9-1
Memphis State	L	12-8
Memphis State	L	11-3
UT Martin	L	9-7
Kansas	L	17-1
Kansas	L	14-3
Kansas	L	14-1
Columbus Coll.	L	2-0
Columbus Coll.	W	4-2
Columbus Coll.	L	10-2
William Jewell	W	6-4
Quincy	W	9-1
Middle Tennessee	L	10-1
Middle Tennessee	W	1-0
Northeastern Illinois	L	11-2
Northeastern Illinois	L	10-4
Austin Peay	W	3-1
Austin Peay	L	7-6
Austin Peay	L	13-11
UT Martin	L	5-4
McKendree	W	5-0
McKendree	W	8-1
Murray State	W	6-5
Murray State	L	4-2
Murray State	W	12-1
Arkansas State	W	11-7
Eastern Kentucky	L	6-3
Eastern Kentucky	W	9-0
Eastern Kentucky	L	8-4
Tennessee State	W	5-3
Tennessee State	W	7-1
Tennessee State	W	17-3
Missouri State	L	6-1
Missouri State	W	13-10
Morehead State	L	3-0
Morehead State	W	1-0
Morehead State	W	2-1
Southern Indiana	L	13-11
Southern Indiana	L	11-7

Tennessee Tech	W	11-3
Tennessee Tech	W	5-4
Tennessee Tech	W	7-6
Southern Illinois	W	6-5
Missouri	L	17-0
Missouri	L	16-0
Missouri	L	7-6

OVC Tournament

Austin Peay	W	3-1
Middle Tennessee	L	14-2
Austin Peay	L	6-4

1993 (13-27)

South Florida	L	6-3
South Florida	L	11-3
Long Island	L	8-4
South Florida	L	11-2
St. Joseph's (Pa.)	L	14-8
Southern Mississippi	W	3-2
Southern Mississippi	L	4-1
Morehead State	L	16-4
Morehead State	L	4-1
Morehead State	L	4-3
Murray State	L	4-2
Murray State	W	8-0
UT Martin	L	5-1
Tennessee Tech	L	5-1
Tennessee Tech	W	4-3
Tennessee Tech	L	3-1
Tennessee Tech	L	5-4
Eastern Kentucky	L	11-5
Southern Indiana	L	9-8
Southern Indiana	L	3-0
Southern Illinois	L	9-8
Tennessee State	W	12-1
Tennessee State	W	10-2
Tennessee State	W	11-0
Arkansas State	W	12-4
Arkansas State	L	5-1
Southern Illinois	L	10-3
Austin Peay	W	6-5
Austin Peay	W	2-1
Austin Peay	W	1-0
UT Martin	W	12-5
Northeastern Illinois	L	3-1
Northeastern Illinois	W	4-1
Missouri State	L	5-4
Missouri State	L	6-1
Missouri State	L	9-1
Middle Tennessee St.	W	2-1
Middle Tennessee St.	L	2-1
Middle Tennessee St.	L	9-4
Memphis State	L	4-1

1994 (23-27)

Memphis State	L	6-4
Southern Mississippi	L	13-5
Southern Mississippi	L	12-4
Southern Mississippi	W	9-8
Western Kentucky	L	5-2

Arkansas State	L	6-4
Kansas	L	19-5
Kansas	L	5-4
Kansas	L	7-1
Delaware St.	W	5-0
Mary. Eastern Shore	W	4-3
Florida State	L	15-3
Florida State	L	13-3
Florida A&M	W	14-5
Northeastern Illinois	L	2-1
Northeastern Illinois	W	3-0
Northeastern Illinois	L	12-10
Southern Indiana	W	6-5
Southern Indiana	W	6-4
Iowa	W	4-3
Iowa	W	2-1
Southern Illinois	W	4-2
Morehead State	W	4-1
Morehead State	W	9-7
Morehead State	L	7-6
Middle Tennessee St.	W	11-4
Middle Tennessee St.	L	8-6
Middle Tennessee St.	W	3-2
Tennessee Tech	L	11-4
Tennessee Tech	W	5-2
Missouri State	L	3-1
Missouri State	L	5-1
Southern Illinois	W	11-9
UT Martin	L	3-1
UT Martin	W	5-3
UT Martin	W	10-5
Memphis State	W	2-1
Austin Peay	L	7-6
Austin Peay	W	6-0
Austin Peay	L	6-5
Arkansas State	L	6-2
Saint Louis	L	7-3
Eastern Kentucky	W	3-0
Eastern Kentucky	L	6-2
Eastern Kentucky	L	10-6
Missouri State	L	8-6
Missouri State	L	7-0
Murray State	L	6-2
Murray State	W	2-1
Murray State	W	4-2

1995 (32-21)

Head Coach: Mark Hogan

Memphis	W	13-6
Western Kentucky	W	13-11
Missouri	W	5-4
Northern Iowa	W	9-7
Northern Iowa	W	10-7
Memphis	W	2-0
Illinois State	W	10-5
Illinois State	L	12-5
Illinois State	L	13-6
Southern Mississippi	L	11-2
South Alabama	W	14-12
South Alabama	L	5-3

South Alabama	L	17-14
Eastern Illinois	L	3-2
Eastern Illinois	W	10-4
Eastern Illinois	W	6-5
Missouri	L	11-1
Missouri State	W	12-6
Missouri State	L	13-5
Middle Tennessee	L	5-0
Middle Tennessee	L	2-1
Middle Tennessee	L	6-4
Western Kentucky	L	10-4
Southern Illinois	W	17-2
Tennessee Tech	W	5-1
Tennessee Tech	W	6-1
Tennessee Tech	W	8-7
Arkansas State	L	9-5
Oral Roberts	L	8-5
Oral Roberts	W	5-3
UT Martin	W	9-4
UT Martin	W	14-12
UT Martin	W	15-8
Arkansas	L	10-6
Austin Peay	W	4-2
Austin Peay	W	4-1
Northeastern Illinois	W	8-3
Northeastern Illinois	W	4-0
Saint Louis	L	3-2
Eastern Kentucky	L	2-0
Eastern Kentucky	W	9-4
Washington U.	W	10-2
Murray State	W	5-4
Murray State	L	3-0
Morehead State	W	4-3
Morehead State	W	5-2
Morehead State	W	9-8
Eastern Kentucky	W	7-4
Middle Tennessee	W	14-4
Middle Tennessee	L	6-5
Middle Tennessee	L	6-4

1996 (25-23-1)

Memphis	L	15-7
Arkansas-Little Rock	W	11-5
Northeastern Illinois	L	5-4
Northeastern Illinois	W	9-1
Northeastern Illinois	W	16-15
Northeastern Illinois	W	10-2
Tulane	W	9-8
Tulane	L	7-6
Tulane	L	14-9
South Alabama	L	10-0
South Alabama	W	6-5
Western Illinois	W	3-1
Western Illinois	W	8-5
Western Illinois	W	18-3
Mississippi	L	7-6
Tennessee Tech	L	6-1
Tennessee Tech	W	6-3
Tennessee Tech	L	4-0
UT Martin	W	7-5



Season-By-Season Results

UT Martin	L	4-2
UT Martin	T	5-5
Arkansas	L	8-3
Austin Peay	W	13-0
Austin Peay	W	9-4
Austin Peay	L	7-1
Missouri	L	7-2
Missouri-St. Louis	L	7-6
Eastern Kentucky	W	6-5
Eastern Kentucky	L	4-0
Eastern Kentucky	W	4-1
Memphis	W	4-2
Arkansas State	L	9-7
Saint Louis	L	8-7
Murray State	L	6-0
Murray State	W	6-4
Murray State	W	12-1
Missouri Baptist	W	5-2
Memphis	L	7-6
Memphis	W	12-4
Morehead State	L	10-9
Morehead State	W	14-10
Morehead State	W	15-5
Louisville	W	16-8
Middle Tennessee	W	6-3
Middle Tennessee	L	12-2
Morehead State	W	9-1
Austin Peay	L	8-3
Morehead State	L	4-0

1997 (23-33)

Memphis	L	8-3
Memphis	L	7-5
Bradley	W	10-0
Bradley	W	3-2
Bradley	L	12-10
Mississippi St.	L	13-3
Mississippi St.	L	10-4
Northern Iowa	W	3-2
Northern Iowa	L	4-1
Missouri Baptist	L	4-2
Missouri State	L	10-5
Missouri State	L	4-1
Murray State	L	5-4
Murray State	W	3-2
Murray State	L	9-8
Wichita State	L	11-4
Wichita State	W	14-6
Tennessee Tech	L	6-3
Tennessee Tech	W	3-2
Tennessee Tech	L	10-2
Saint Louis	W	19-8
Eastern Kentucky	L	24-2
Eastern Kentucky	L	3-2
Eastern Kentucky	W	10-7
Oklahoma St.	L	9-7
Oklahoma St.	L	10-5
Eastern Illinois	W	11-10
Eastern Illinois	W	8-4
Eastern Illinois	W	6-5
Saint Louis	L	9-3

Austin Peay	W	10-7
Austin Peay	W	3-2
Austin Peay	W	7-4
Southern Illinois	W	9-4
Arkansas State	L	4-3
Oral Roberts	L	12-4
Oral Roberts	W	7-2
Oral Roberts	W	14-4
Memphis	L	5-3
Memphis	W	3-0
Middle Tennessee	L	12-3
Middle Tennessee	L	10-9
Middle Tennessee	L	12-6
Arkansas-Little Rock	W	10-7
Missouri	L	4-2
UT Martin	L	6-0
UT Martin	L	8-7
UT Martin	W	5-4
Missouri	L	11-10
Morehead State	L	5-2
Morehead State	L	9-7
Morehead State	W	10-8

1998 (32-24)

Mississippi	L	7-4
Mississippi	L	4-3
Mississippi	L	15-9
Iowa State	W	10-2
Iowa State	W	7-0
Iowa State	L	6-5
Memphis	L	6-5
Southern Illinois	L	9-7
Bradley	W	9-2
Bradley	W	2-1
Southern Illinois	W	11-5
Murray State	W	9-5
Murray State	W	19-0
Murray State	L	12-3
Memphis	W	7-0
Tennessee Tech	L	2-1
Tennessee Tech	W	13-6
Tennessee Tech	L	7-2
Eastern Kentucky	W	3-2
Eastern Kentucky	W	7-1
Eastern Kentucky	L	8-4
Missouri-St. Louis	W	13-3
Missouri State	W	18-17
Missouri State	W	5-4
Eastern Illinois	L	6-4
Eastern Illinois	W	5-4
Eastern Illinois	L	4-3
McKendree	W	13-1
Missouri Baptist	W	8-0
Austin Peay	W	5-1
Austin Peay	W	1-0

Austin Peay	W	6-3
Arkansas State	L	5-4
Georgia Tech	L	13-2
Georgia Tech	L	14-4
Georgia Tech	L	6-5
Missouri	L	11-8
Middle Tennessee	W	10-9
Middle Tennessee	L	10-7
Middle Tennessee	W	8-4
Saint Louis	L	8-5
Arkansas-Little Rock	W	17-5
UT Martin	W	4-3
UT Martin	W	13-0
UT Martin	W	11-7
Missouri	L	12-6
Morehead State	L	2-1
Morehead State	W	6-1
Morehead State	L	4-3

OVC Tournament

Morehead State	W	10-9
Eastern Kentucky	W	12-8
Eastern Illinois	W	15-11

NCAA Regional

Southern	W	5-4
Southern	W	10-3
Wichita State	L	7-4
Georgia Tech	L	14-5

1999 (27-27)

Creighton	W	3-2
Creighton	L	3-2
Creighton	L	11-1
Mississippi	L	6-4
Mississippi	W	1-0
Northern Iowa	L	13-12
Northern Iowa	L	12-9
Northern Iowa	L	10-3
SIU-Edwardsville	L	4-2
Arkansas State	L	4-2
Northern Illinois	W	6-5
Northern Illinois	W	10-0
Northern Illinois	W	7-2
UT Martin	W	12-7
UT Martin	L	7-6
Missouri-St. Louis	L	12-1
Eastern Kentucky	W	1-0
Eastern Kentucky	W	11-4
Eastern Kentucky	L	12-5
Memphis	W	4-3
Eastern Illinois	W	7-2
Eastern Illinois	L	7-0
Eastern Illinois	W	5-2
Missouri State	L	10-2
Missouri State	L	8-1
Austin Peay	L	7-2
Austin Peay	L	8-6
Arkansas-Little Rock	W	15-3
Southern Illinois	L	6-5
Belmont	W	5-4
Belmont	W	9-4
Belmont	W	5-3

Missouri	L	8-4
Middle Tennessee	W	10-2
Middle Tennessee	W	4-0
Middle Tennessee	L	9-6
Saint Louis	L	9-7
Southern Illinois	L	14-11
UT Martin	W	11-2
UT Martin	W	6-0
UT Martin	W	11-2
Belmont	L	12-8
Morehead State	W	10-2
Morehead State	W	12-2
Morehead State	W	19-1
Murray State	L	9-3
Murray State	W	8-5
Murray State	L	8-4
Saint Louis	W	6-5
Tennessee Tech	L	2-0
Tennessee Tech	W	10-4
Tennessee Tech	W	14-6

OVC Tournament

Eastern Kentucky	L	13-6
Middle Tennessee	L	6-4

2000 (37-17)

Arkansas	L	4-3
Arkansas	L	3-1
Arkansas	W	8-7
Martin Methodist	W	3-2
Iowa State	W	11-4
Iowa State	W	4-0
Iowa State	W	4-3
Memphis	W	9-4
Missouri State	W	11-6
Missouri State	W	5-3
Mississippi	L	5-1
Mississippi	L	7-4
Missouri	W	14-8
UT Martin	W	13-4
UT Martin	W	6-0
Memphis	W	12-9
Eastern Illinois	L	2-1
Eastern Illinois	W	16-7
Westminster	W	15-1
Austin Peay	W	4-1
Austin Peay	W	10-3
Austin Peay	W	12-7
Belmont	L	3-1
Belmont	L	1-0
Southern Illinois	W	8-6
Middle Tennessee	W	3-2
Middle Tennessee	W	2-0
Middle Tennessee	L	8-5
Missouri Baptist	L	5-4
Saint Louis	L	5-4
UT Martin	W	8-7
UT Martin	W	8-5
UT Martin	W	16-0
Arkansas State	W	10-9
Southern Illinois	W	19-17
Morehead State	W	11-1

Morehead State	W	7-0
Morehead State	W	3-2
Arkansas State	W	7-4
Murray State	L	5-4
Murray State	W	4-1
Murray State	L	9-3
Saint Louis	L	10-9
Tennessee Tech	L	9-8
Tennessee Tech	W	8-5
Tennessee Tech	W	15-11
Missouri	W	9-6
Eastern Kentucky	W	10-4
Eastern Kentucky	W	6-5
Eastern Kentucky	L	11-4
Middle Tennessee	L	3-2
Austin Peay	W	13-0
Eastern Kentucky	W	15-5
Middle Tennessee	L	11-4

2001 (34-20)

Iowa State	W	5-4
Iowa State	W	3-2
Iowa State	W	3-0
Mississippi	L	1-0
Mississippi	L	14-34
Mississippi	W	5-2
Jackson State	W	13-4
South Alabama	L	2-1
South Alabama	L	6-1
Arkansas State	W	7-0
Harris Stowe	W	8-0
Central Oklahoma	W	7-0
Oklahoma State	L	10-7
Princeton	L	12-4
Arkansas State	W	6-4
Morehead State	L	4-3
Morehead State	W	8-6
Morehead State	W	5-1
Lipscomb	L	3-2
Lipscomb	W	7-1
William Woods	W	24-3
Belmont	W	3-1
Belmont	W	11-10
Saint Louis	W	13-1
Saint Louis	W	10-6
Murray State	L	6-5
Murray State	W	3-2
Murray State	W	7-3
Missouri	L	7-2
Southern Illinois	W	11-5
Eastern Kentucky	W	8-2
Eastern Kentucky	W	7-0
Eastern Kentucky	L	9-2
Memphis	W	14-4
Memphis	L	13-5
UT Martin	W	7-0
UT Martin	W	18-9
UT Martin	L	8-6
Missouri	L	8-5
Southern Illinois	W	19-1
Missouri State	W	11-9



Season-By-Season Results

Austin Peay	W	1-0
Austin Peay	W	11-1
Austin Peay	W	4-3
Tennessee Tech	W	3-1
Tennessee Tech	W	7-3
Tennessee Tech	W	11-0
Memphis	L	2-1
Memphis	L	13-3
Eastern Illinois	W	6-2
Eastern Illinois	L	9-7
Eastern Illinois	L	12-5
OVC Tournament		
Austin Peay	L	9-4
Eastern Illinois	L	2-1

2002 (37-20)

Oklahoma	L	5-4
Oklahoma	L	10-1
Oklahoma	L	18-5
Wichita State	L	9-4
Wichita State	L	8-7
Arkansas State	W	2-1
Memphis	W	9-1
Memphis	W	7-4
Memphis	W	11-3
Evansville	L	7-5
Culver Stockton	W	4-3
Culver Stockton	W	13-5
Culver Stockton	W	13-10
Missouri State	L	5-3
Missouri State	L	11-9
Missouri State	L	9-3
Saint Louis	W	9-2
Murray State	W	7-2
Murray State	W	6-5
Murray State	L	8-4
Missouri	W	8-5
Southern Illinois	W	8-2
Eastern Kentucky	W	7-4
Eastern Kentucky	W	2-0
Eastern Kentucky	L	9-6
Arkansas State	L	6-1
Evansville	W	15-5
UT Martin	W	16-3
UT Martin	W	12-8
UT Martin	W	12-2
Southern Illinois	L	10-5
Lipscomb	W	3-1
Oklahoma State	W	5-3
Austin Peay	W	14-9
Austin Peay	W	8-6
Austin Peay	W	6-2
Saint Louis	W	5-4
Tennessee Tech	W	7-2
Tennessee Tech	L	9-2
Tennessee Tech	W	12-6
Missouri	W	5-2
Eastern Illinois	W	9-2
Eastern Illinois	W	7-1
Eastern Illinois	L	8-4
Arkansas	W	5-1

Arkansas	W	5-4
Morehead State	W	9-3
Morehead State	W	9-2
Morehead State	L	16-10
OVC Tournament		
Morehead State	W	9-6
Murray State	L	4-3
Austin Peay	W	7-5
Tennessee Tech	W	9-2
Tennessee Tech	W	13-1
NCAA Regional		
Alabama	W	7-4
Florida Atlantic	L	12-6
Alabama	L	7-4

2003 (31-20)

Alabama	W	8-7
Alabama	L	16-1
Alabama	L	9-4
Memphis	W	5-0
Memphis	L	6-1
Memphis	L	14-6
Arkansas State	L	7-3
Southern Mississippi	W	9-2
Southern Mississippi	L	7-5
Southern Mississippi	L	14-2
Missouri	L	9-8
Saint Louis	W	9-4
Lipscomb	W	9-3
Lipscomb	W	6-5
Lincoln	W	17-0
Lincoln	W	7-2
Missouri Valley	W	5-0
Missouri Valley	W	4-3
Southern Illinois	W	7-5
Tennessee Tech	W	5-0
Tennessee Tech	W	6-5
Lipscomb	W	5-2
Lipscomb	W	6-2
Southern Illinois	W	4-3
Eastern Kentucky	W	15-5
Eastern Kentucky	L	10-9
Eastern Kentucky	L	8-5
Arkansas State	W	7-6
Middle Tennessee	L	11-9
Eastern Illinois	L	5-1
Eastern Illinois	L	5-4
Eastern Illinois	W	22-9
Kansas State	W	9-5
Austin Peay	W	9-3
Austin Peay	L	4-2
Austin Peay	W	8-6
Missouri	L	11-10
UT Martin	W	9-1
UT Martin	W	14-2
UT Martin	W	20-5
Missouri State	L	3-1
Missouri State	L	11-5
Morehead State	W	11-4
Morehead State	W	22-8
Morehead State	L	7-5

Murray State	W	13-8
Murray State	W	10-4
Murray State	W	6-0
OVC Tournament		
Eastern Kentucky	L	12-6
Austin Peay	W	4-0
Murray State	L	4-3

2004 (29-28)

Oklahoma	L	7-1
Oklahoma	L	11-5
Oklahoma	L	10-2
Arkansas State	W	12-9
Mississippi	L	8-1
Mississippi	L	15-6
Brescia U.	W	6-0
Brescia U.	W	8-0
Saint Louis	W	7-4
Alabama	L	10-1
Alabama	L	2-0
Alabama	L	20-0
Central Michigan	W	7-5
Central Michigan	W	7-2
Missouri State	W	5-2
Missouri State	W	8-2
Missouri State	L	6-2
Southern Illinois	L	6-5
Missouri	L	6-3
Murray State	W	19-5
Murray State	W	6-2
Murray State	L	16-3
Oklahoma State	L	10-8
Oklahoma State	W	4-2
Jacksonville State	L	12-2
Jacksonville State	W	10-3
Jacksonville State	L	15-14
Free-Hardeman	W	12-4
Samford	W	7-5
Samford	W	9-1
Samford	W	12-8
Saint Louis	L	6-4
Austin Peay	L	3-2
Austin Peay	L	15-4
Austin Peay	W	9-7
Southern Illinois	L	9-6
Eastern Illinois	L	6-5
Eastern Illinois	L	6-5
Eastern Illinois	W	4-3
Eastern Kentucky	L	11-4
Eastern Kentucky	L	3-0
Morehead State	W	10-5
Morehead State	W	3-1
Morehead State	W	17-10
Arkansas State	W	6-4
Tennessee Tech	W	5-3
Tennessee Tech	W	3-2
Tennessee Tech	L	11-4
Missouri	L	12-11
UT Martin	W	9-2
UT Martin	W	12-4
UT Martin	L	17-16

OVC Tournament		
Eastern Illinois	L	18-9
Austin Peay	W	6-1
Eastern Kentucky	W	9-7
Jacksonville State	W	7-6
Jacksonville State	L	5-1

2005 (24-32)

Tulane	L	9-0
Tulane	L	6-3
Tulane	L	9-3
Southeastern La.	W	5-2
Southeastern La.	L	6-2
Southeastern La.	W	14-7
Saint Louis	W	8-3
Bradley	L	1-0
Bradley	L	6-1
Bradley	L	8-3
South Dakota State	W	7-2
Southern Illinois	W	7-3
Freed-Hardeman	W	8-1
Mississippi	L	6-5
Mississippi	L	3-0
Central Michigan	L	4-2
Central Michigan	W	4-3
Central Michigan	L	5-3
Murray State	L	7-6
Murray State	W	15-10
Murray State	L	7-6
Arkansas State	L	9-0
Jacksonville State	L	6-3
Jacksonville State	W	3-0
Jacksonville State	L	8-7
Saint Louis	W	3-2
Missouri	W	8-5
Samford	L	13-5
Samford	W	3-1
Samford	L	4-2
Missouri	L	10-2
Austin Peay	W	6-4
Austin Peay	L	5-3
Austin Peay	L	11-2
Arkansas State	L	3-2
Eastern Illinois	W	9-4
Eastern Illinois	W	7-2
Eastern Illinois	W	5-3
Southern Illinois	L	7-3
Eastern Kentucky	L	3-2
Eastern Kentucky	L	12-11
Eastern Kentucky	L	3-1
Evansville	L	13-6
Morehead State	W	8-7
Morehead State	L	3-0
Morehead State	W	16-4
Tennessee Tech	W	20-10
Tennessee Tech	W	10-1
Tennessee Tech	W	16-12
Missouri State	L	10-2
Missouri State	L	11-6
UT Martin	W	6-4
UT Martin	W	4-2

UT Martin	W	4-3
OVC Tournament		
Murray State	L	4-3
Morehead State	L	6-1

2006 (23-33)

Arkansas State	L	4-3
McNeese State	W	8-1
McNeese State	L	7-6
McNeese State	L	10-0
Jackson State	W	7-5
Jackson State	W	8-7
Jackson State	W	9-6
Evansville	L	7-6
Indiana State	L	8-1
Southeastern La.	L	8-0
Indiana State	L	10-6
South Dakota State	W	5-1
South Dakota State	W	6-5
South Dakota State	L	8-5
Memphis	L	5-1
Memphis	L	15-1
Missouri State	L	5-2
UT Martin	L	3-2
UT Martin	L	2-1
UT Martin	L	1-0
Missouri	W	3-2
Murray State	W	1-0
Murray State	W	5-0
Murray State	W	7-0
Saint Louis	L	11-10
Southern Illinois	W	13-11
Jacksonville State	L	9-3
Jacksonville State	W	8-6
Jacksonville State	L	21-7
Southern Illinois	L	8-5
Missouri	W	9-5
Samford	L	6-5
Samford	W	7-4
Samford	L	8-6
Austin Peay	L	7-4
Austin Peay	W	8-4
Austin Peay	L	7-2
Kansas	L	6-0
Missouri	L	14-3
Eastern Illinois	L	7-6
Eastern Illinois	L	5-1
Eastern Illinois	W	4-3
Eastern Kentucky	W	11-2
Eastern Kentucky	L	8-3
Eastern Kentucky	L	6-5
Morehead State	L	7-4
Morehead State	L	4-0
Morehead State	W	13-7
Saint Louis	W	7-6
Tennessee Tech	W	10-5
Tennessee Tech	L	9-5
Tennessee Tech	W	21-10
OVC Tournament		
Eastern Illinois	W	7-6
Samford	L	11-5



Season-By-Season Results

Austin Peay W 10-9
Eastern Kentucky L 14-10

2007 (32-24)

Jackson State W 7-4
Jackson State W 2-0
Jackson State L 12-10
South Dakota State L 5-2
South Dakota State W 7-4
South Dakota State W 1-0
Cleveland State W 3-1
Cleveland State W 5-1
Arkansas State L 6-5
Saint Louis W 5-2
Illinois State L 8-5
Illinois State L 8-2
Illinois State L 5-4
Bethel Coll. W 4-2
Arkansas- Pine Bluff W 5-0
Arkansas- Pine Bluff W 8-3
Arkansas- Pine Bluff W 19-0
Central Arkansas W 12-5
Central Arkansas L 13-11
UT Martin W 7-6
UT Martin W 7-5
UT Martin W 18-8
Freed-Hardeman W 5-0
Freed-Hardeman W 27-16
Murray State W 17-3
Murray State L 6-5
Missouri State L 16-3
Missouri State L 9-5
Jacksonville State L 4-3
Jacksonville State W 5-3
Jacksonville State W 3-2
Southern Illinois L 7-2
Samford W 4-0
Samford W 9-0
Samford L 2-1
Southern Illinois W 9-7
Austin Peay L 4-2
Austin Peay L 4-0
Austin Peay W 16-14
Memphis L 12-6
Memphis L 19-8
Eastern Illinois W 10-5
Eastern Illinois L 14-4
Eastern Illinois W 10-4
Eastern Kentucky L 1-0
Eastern Kentucky L 2-1
Morehead State W 4-3
Morehead State W 3-2
Morehead State L 9-8
Tennessee Tech L 6-5
Tennessee Tech W 9-2
Tennessee Tech L 9-6
OVC Tournament
Murray State W 10-7
Jacksonville State L 15-2
Samford L 5-1

2008 (26-26)

Arkansas- Pine Bluff L 4-2
Arkansas- Pine Bluff W 13-2
Arkansas- Pine Bluff W 15-3
Northern Colorado L 4-1
Northern Colorado L 4-2
Northern Colorado L 7-3
Northern Colorado W 14-13
Lyon W 6-0

Saint Louis L 9-5
Memphis W 9-8
Memphis W 6-5
Memphis L 2-0
Tennessee Tech W 16-3
Tennessee Tech L 8-3
Tennessee Tech W 7-2
Missouri State W 6-2
Missouri State L 7-6
UT Martin W 19-6
Vanderbilt W 12-8
Evansville L 8-7
Murray State L 5-3
Murray State W 3-2
Murray State W 9-8
Southern Illinois W 11-4
Arkansas State L 8-3
Jacksonville State L 16-6
Jacksonville State L 4-3
Jacksonville State L 10-7
Southern Illinois L 5-4
Samford L 11-6
Samford W 11-10
Samford W 7-6
Arkansas State W 12-3
Austin Peay L 6-5
Austin Peay L 7-6
Austin Peay W 10-9
Eastern Illinois W 16-7
Eastern Illinois L 15-3
Eastern Illinois L 6-5
Eastern Kentucky W 5-4
Eastern Kentucky L 3-1
Eastern Kentucky W 8-7
Central Arkansas W 12-4
Central Arkansas L 12-2
Morehead State L 10-8
Morehead State W 9-6
Morehead State L 13-12
OVC Tournament
Austin Peay W 5-2
Jacksonville State L 7-6
Tennessee Tech W 8-4
Jacksonville State W 6-4
Eastern Illinois L 7-4

2009 (26-25)

Alabama L 5-1
Alabama W 8-3
Alabama W 8-4
Lyon W 11-6
Purdue W 13-10
Purdue L 9-2
Saint Louis W 6-5
St. Catharine L 11-9
Northern Iowa L 3-1
Northern Iowa W 20-8
Northern Iowa W 7-6
Northern Iowa L 11-5
Northern Illinois W 8-6
Northern Illinois W 11-10
Northern Illinois L 17-10
Missouri State L 13-2
Missouri State L 16-3
Tennessee Tech W 14-2
Tennessee Tech W 4-3
Tennessee Tech W 7-4
UT Martin W 6-5
UT Martin W 9-7
UT Martin W 12-8
Arkansas State L 12-1
Jacksonville State W 18-4

Jacksonville State L 8-7
Jacksonville State W 7-4
Southern Illinois L 7-0
Murray State L 25-2
Murray State L 3-1
Murray State W 9-6
Southern Illinois L 4-2
SIU Edwardsville W 9-5
SIU Edwardsville W 9-2
SIU Edwardsville W 9-4
Evansville W 9-4
Arkansas State L 17-11
Austin Peay W 12-9
Austin Peay L 9-5
Austin Peay W 13-3
Eastern Illinois L 8-7
Eastern Illinois L 8-7
Eastern Kentucky L 14-13
Eastern Kentucky W 12-2
Eastern Kentucky L 11-10
Morehead State L 12-10
Morehead State L 10-3
Morehead State L 9-6
OVC Tournament
Tennessee Tech L 9-5
Morehead State L 7-5

2010 (30-25)

Auburn W 13-8
Auburn L 9-8
Auburn L 6-1
IPFW W 5-0
IPFW W 3-2
IPFW W 6-5
Saint Louis L 10-6
Michigan State L 8-7
Mississippi State L 3-2
Mississippi State L 10-7
Mississippi State L 9-0
Missouri State W 12-11
North Dakota W 15-4
North Dakota L 6-5
North Dakota W 14-4
Freed-Hardeman W 13-1
Valparaiso W 17-4
Valparaiso W 5-3
Valparaiso W 8-7
Saint Louis W 8-4
Arkansas State W 6-4
Morehead State W 23-10
Morehead State L 12-11
Morehead State W 15-7
Eastern Kentucky W 17-9
Eastern Kentucky W 7-4
Eastern Kentucky W 8-7
Southern Illinois L 16-11
Tennessee Tech W 11-9
Tennessee Tech W 4-3
Tennessee Tech L 12-8
Arkansas State L 9-6
UT Martin L 12-4
UT Martin L 6-3
UT Martin W 15-1
Southern Illinois W 13-1
Harris Stowe W 10-2
Jacksonville State W 10-5
Jacksonville State L 6-5
Central Arkansas L 8-7
Central Arkansas W 13-11
Murray State L 5-3
Murray State L 13-9
Mid-Continent W 16-12

Nebraska L 6-2
Nebraska L 20-6
Nebraska L 10-3
Austin Peay L 8-4
Austin Peay W 2-1
Austin Peay W 10-3
Eastern Illinois L 7-5
Eastern Illinois L 8-5
Eastern Illinois W 10-0
OVC Tournament
Eastern Illinois L 10-5
Murray State L 13-9

2011 (34-22)

La.-Lafayette W 4-2
La.-Lafayette W 9-1
La.-Lafayette L 2-4
Harris-Stowe W 3-0
Ball State W 12-7
Ball State L 2-6
Ball State W 22-8
Central Arkansas W 6-5
Central Arkansas W 10-3
Troy L 0-9
Troy L 1-2
Troy L 2-7
North Dakota L 6-8
North Dakota W 13-6
North Dakota W 15-0
Missouri State W 8-7
Missouri State L 1-2
Wright State L 5-6
Wright State W 5-1
Wright State L 3-5
Saint Louis L 8-14
Morehead State W 3-2
Morehead State L 4-14
Mid-Continent W 2-0
Eastern Kentucky W 7-6
Eastern Kentucky W 13-6
Eastern Kentucky L 5-11
Arkansas State W 8-5
Tennessee Tech L 5-9
Tennessee Tech L 4-5
Tennessee Tech W 13-8
Southern Illinois W 14-8
Saint Louis W 6-4
UT Martin W 8-2
UT Martin W 8-2
UT Martin W 8-4
Arkansas State W 13-7
Jacksonville State W 9-8
Jacksonville State L 2-5
Southern Illinois W 11-4
Murray State W 5-4
Murray State W 17-7
Murray State L 2-6
Arkansas L 10-10
Arkansas W 6-5
Austin Peay W 3-2
Austin Peay L 5-6
Austin Peay L 5-7
Ole Miss L 6-10
Eastern Illinois W 9-5
Eastern Illinois W 9-6
Eastern Illinois W 8-7
OVC Tournament
Jacksonville State L 2-8
UT Martin W 12-7
Tennessee Tech W 6-1
Jacksonville State L 12-15

2012 (23-36)

Dallas Baptist L 4-2
Dallas Baptist L 6-7
Dallas Baptist L 1-3
Harris-Stowe W 8-6
IPFW W 7-1
IPFW L 4-6
IPFW W 26-7
Hannibal-LaGrange W
Hannibal-LaGrange W
Illinois State L 11-3
Illinois State L 2-8
Illinois State L 4-14
Saint Louis L 11-22
Wright State W 10-7
Wright State L 0-2
Wright State L 5-6
Arkansas-Little Rock W 10-7
Arkansas-Little Rock L 2-16
New Mexico State L
New Mexico State L 7-23
New Mexico State L 6-8
Missouri State L 1-8
Austin Peay L
Austin Peay L 5-2
Austin Peay L 7-11
Arkansas State L 5-10
Eastern Illinois L 1-5
Eastern Illinois W 12-5
Eastern Illinois L 0-10
Mid-Continent L 9-10
Eastern Kentucky L 1-9
Eastern Kentucky L 6-9
Eastern Kentucky W 9-7
Southern Illinois W 4-1
Morehead State L 2-7
Morehead State W 9-4
Morehead State L 14-16
Arkansas State W 5-3
Tennessee Tech W 9-6
Tennessee Tech L 3-8
Tennessee Tech W 3-1
Southern Illinois L 5-9
UT Martin L 4-5
UT Martin W 13-1
UT Martin W 14-2
Saint Louis L 0-4
Jacksonville State W 5-3
Jacksonville State L 3-4
Jacksonville State L 7-8
Murray State W 7-1
Murray State L 2-7
Murray State W 8-9
SIU Edwardsville W 9-4
SIU Edwardsville W 11-4
SIU Edwardsville L 24-7
OVC Tournament
Jacksonville State W 4-1
Austin Peay W 4-3
Eastern Illinois L
Austin Peay L 6-10



All-Time Roster

A

Abele, Joe ... 1963-64
Abernathy, Ryan ... 2010
Abrams, Mike ... 1971
Adams ... 1968
Adamson, Michael ... 2010- 2011
Alberter ... 1976
Allen, Shane ... 2000-01
Alsdorf, Jamie ... 1995
Alsup ... 1966
Alvarez, Tim ... 2002-03
Amick, Mark ... 1973-76
Anderson, Jack ... 1960
Apprill, Greg ... 1981,83
Arft, George ... 1960-61
Ashton, Cody ... 1985
Auer, Ron ... 1971-72

B

Bading, Fred ... 1977
Bahr, Ray ... 1963-65
Bailey ... 1993-94
Baker, Doug ... 1990-91
Baker, Randy ... 1977-80
Baldwin, Matt ... 2001-02
Bann, John ... 1972
Barklage, Gary ... 1981
Barnes, Larry ... 1961-62
Barnes, Ryan ... 2012-present
Barnett, Tim ... 1991
Basta, Ed ... 1976-78
Basta, Larry ... 1978-79
Bauman, Terry ... 1967
Bazzell, Terry ... 1973-75,77
Beatty, Brad ... 2001
Beaudean, Joel ... 1964-67
Bebej, Jeff ... 1994-97
Beever, James ... 2000,02-03
Below, Jason ... 1993-94
Bernard, Lacey ... 1978-81
Berry, Dan ... 1998-99
Bieser, Cole ... 2010-present
Bieser, Steve ... 1988-89
Black ... 1959
Blair, Shane ... 2012
Blankenship, Bob ... 1973-74

Blemker, Zac ... 2007-08
Blum, Jason ... 2011-present
Blum, Kris ... 1992-95
Boeller, Kirk ... 2009-2011
Boeller, Keith ... 1980-83
Boever, Jim ... 1969-71
Bogenpohl, Chad ... 1998-99
Bohnert, Jeff ... 1985-86
Bonilla Jr., Clement ... 1999-02
Booth, Carl ... 1996
Borders, Chad ... 1991-93,95
Borowiak, Zach ... 2000-03
Bourbon, Jeff ... 1998-01
Boyer, Ron ... 1960
Boyet, Jeff ... 1991
Bracamonte, Ernie ... 2004-05
Bradford, Kieran ... 2008
Brady, Mike ... 1968-69
Branstetter, Ryan ... 1997
Brechtlein, Tom ... 1981
Breuer, Tom ... 1993-96
Brewer, Kirby ... 1986-88
Brown, ... 1969
Brown, Darryl ... 1986
Brucker, Kevin ... 1984-85
Brunderman, Rich ... 1964-67
Brune, Greg ... 1965-68
Buck, Justin ... 1996-97
Buckner, Jason ... 1996
Budt, Greg ... 1999
Buechting, Don ... 1975-78
Bumpus, Brad ... 2003
Bunton, Bob ... 1979-82
Bunton, Ted ... 1989-92
Burgess, Ky ... 2010-present
Burgess, Larry ... 1983-85
Burkis, Ryan ... 1992-94
Burlison, Ron ... 1970
Burton, David ... 1986
Burridge, Alex...2012-present
Busiek, Rob ... 1988

C

Campbell, Kody ... 2009-2012
Campbell, Keith ... 1978-80
Cantanzaro, Phil ... 1960-61
Carter, Matt ... 2004-07
Cashion, Jim ... 1960,62

Casson, Augie ... 2000
Catanzaro, Phil ... 1962-63
Chastain, Rick ... 1977-78
Cheo, Ryan ... 2002
Chiaventone, Pat ... 1977
Christian, Justin ... 2003
Clark, Bob ... 2012-present
Clark, Shawn ... 1995-96
Clayton, Bill ... 2003,05
Clayton, James ... 2004-06
Clayton, James ... 1968
Clayton, John ... 1990-91
Coker, David ... 1969
Cole, Lindell ... 1960
Collier, Lamonte ... 1996-97
Collins, Skip ... 1968-70
Collins, Art ... 1971
Colucci, Bobby ... 2010
Colyer, ... 1964
Congwer, Tony ... 1983
Cooper, Shawn ... 1992
Craft, Lance ... 1996-97
Crafton, Bill ... 1961-62
Creamer, Jeff ... 1982
Creech, Dennis ... 1961-63
Criscione, Bill ... 1975-78
Cronister ... 1959
Crosnoe, Rex ... 1993-95
Crosnoe, Cory ... 1988-89
Cummings, Tyrell ... 2008-09
Cunningham, Heath ... 1992
Curran, Rusty ... 1996

D

D'Amico, Paul ... 1978-81
Daily, Rick ... 1983
Dambach, Greg ... 2007,09-10
Dambach, Grant ... 1974-77
Dambach, Mike ... 1972-74
Dameworth, Bruce ... 1975
Dannenmueller, Dan ... 1990-93
Davenport, Bonnie ... 1960-62
David, ... 1973
Davidson, Andy ... 2000-02
Davie ... 1965
Davis, Grant ... 2012-present
Deal, Russ ... 1979-82
Deason, Kendall ... 2009

Debrock, Lanson ... 1997-00
DeFere, Dean ... 1987-89
Detring, Ken ... 1973-74
Dicus, Jon ... 2010-2011
Diel, Bill ... 1989
Dinkelman, Ryan ... 2003
Dirnberger, Blake ... 2009
Doehring, Jim ... 1960-63
Doerr, Merl ... 1985
Doerr, Mark ... 1976-77
Dohogne, Rick ... 1978-80
Draves, Rob ... 1982
Drury, Mark ... 1969-72
Duncan, Dave ... 1991-92
Dunn, Keith ... 1967
Durso, Marc ... 1975
Dyson, Ken ... 1961

E

Edwards, Jim ... 1988-91
Edwards, Tim ... 1989-91
Eftink, Mick ... 1979-82
Eftink, Josh ... 2002
Eiler, Terry ... 1966-67
Eisenbach, Rick ... 1975-78
Elfrank, Steve ... 1971-74
Elfrink, Brad ... 1987-89
Epley, ... 1993-94
Erlacker, Jim ... 1971-73
Erxleben, Gary ... 1965-66
Eubanks, Glenn ... 1987
Evans, Joey ... 2005
Evans, Jim ... 1980
Evans, Victor ... 1960

F

Fahringer, Mick ... 1978
Faircloth, Eric ... 1986
Fangman, Aaron ... 2003-04
Felling, Michael ... 2011
Fernandez, Andres ... 2004
Fields, W. ... 1961
Files, Brad ... 1983
Fitch, Mike ... 2004
Fitzpatrick, ... 1994
Fisher, Nolan ... 2012-present
Forsyth, Ryan ... 2003-05
Forsythe ... 1959



All-Time Roster

Frakes, Bill ... 1984
Frazier, Mark ... 2001-02
Fritsche, Tom ... 1979-80
Fuller, Donnie ... 2002-03
Fulte, Tim ... 1991-92
Funkhauser, Bill ... 1959-60

G

Gabbard, Ron ... 1969
Gaebler, Kenny ... 1998-00
Garner, Kurt ... 2004
Garner, Nick ... 1985
Garrow, Steve ... 1978-81
Gentry, Mike ... 1971
Gerwitz, Jim ... 1996-97
Gibson, Chris ... 2005-06
Gibson, Derek ... 2010-present
Giegling, Jim ... 1987
Gilbert, Gary ... 2003-04
Glastetter, Jim ... 1964-67
Glenzy, Gary ... 1962
Goetz, ... 1977
Goforth, Chuck ... 1982-83
Gongwer, Tony ... 1984-86
Goodman, Steve ... 1996-97
Govek, Ryan ... 2002
Graham, Darryl ... 2006-07
Greaser, Brian ... 1990
Grim, Jon ... 1986-88
Gronowski, Dave ... 1980-81
Gross, David ... 1977-80
Gross, M. ... 1961
Gumieny, Kyle ... 2009-10
Gunnels, Brian ... 1996
Guthrie, Brian ... 1984-85

H

Hachman, Ralph ... 1965-68
Hagedorn, Bob ... 1960-61
Haines, Talley ... 1996-97
Hajek, Gerald ... 1962
Halter, Tim ... 1970
Hammers, Jim ... 1977-78
Hanne, Troy ... 1990
Hansford, Wade ... 2003-04
Hantack, Richard ... 1959-60
Harmon ... 1959

Harmon, Robert ... 1990
Harness, Corey ... 2008-2011
Harness, Harlard ... 1978-79
Harper, Brian ... 1986-88
Harris, Donta ... 1992-95
Harris, Nick ... 2007-2011
Harshbarger ... 1959
Haseltine, Louie ... 2008-2011
Hastings, Trae ... 1975-78
Hatton, Vern ... 2001-02
Haunschild, Frank ... 1965-66
Hawkins, Dave ... 1959-60, 62-63
Hayden, Derek ... 2007
Hearne, Gary ... 1965-66
Hemmer, Lance ... 1982-84
Hempfen, Hal ... 1986-87
Hendrain, Adam ... 2010
Hendrix, Greg ... 2009
Heon, Taylor ... 2010-present
Herbig, Derek ... 2004-06
Herring, ... 1964
Heuring, Darrell ... 1990
Heuring, Keith ... 1996
Heuvelman, Arnie ... 1982-85
Hewitt, Dalton ... 2011-present
Hibbard, James ... 2006
Hicks, Mike ... 1989
Hilz, Jeffrey ... 2000-01
Hobbs, Ted ... 1979-80
Hoehner, Brad ... 1996-99
Hoffman, Craig ... 1983-86
Hoffman, Eric ... 2001-04
Hogan, Mark ... 1976
Holdinghaus, Dave ... 1972-74
Holdner, John ... 1961-63
Holland, Matt ... 2007
Holland, Dennis ... 1961
Hollrah, Scott ... 1991-92
Holtzman, ... 1966
Hopkins, Brian ... 2001-03
Hopper, Scott ... 1994-96
Horace, Scott ... 1989-90
Horstman, Eric ... 2004-05
Hosick, Steve ... 1977
Hotfelder, John ... 1968-70
Howe, Mike ... 1972-74
Huesgen, Dan ... 1997-00
Hull, Christian ... 2011-present
Hull, Matthew ... 1998

Hunt, Jeff ... 1976-77
Hurst, Bobby ... 2012-present

I

Ivie, Mike ... 1981-84

J

James, Rolland ... 1967-70
Janet, Chris ... 1981-84
Jarvis, John ... 1991-92
Jenkins, Bo ... 2004-05
Jensen, Jeff ... 1984
Jett, Jim ... 1964
Jett, Jim ... 1967-68
Johnson, Andrew ... 2005-06
Johnson, Bob ... 1979
Johnson, Jeremy ... 1997-00
Jolly, Charles ... 1971-72
Jones, Casey ... 2010-2011
Jones, Tony ... 1985-86
Jorgenson ... 1959
Jorn, Dave ... 1975-76
Jungers, Bill ... 1963-65

K

Kelam, Ron ... 1972-73
Kell, Jamie ... 1984
Kemper, Jake ... 2008
Kendall, Ryan ... 2012-present
Kern, Robert ... 1998-99
Kesterson, Al ... 1964, 66-67
Kill, Trevor ... 2012-present
Kimbelen, Keith ... 1986-87
King, Floyd ... 1963-66
King, Jim ... 1970-71
King, Jeremy ... 2001
Kinsolving, Darin ... 1997-00
Kintz, Jeff ... 1982, 84
Kitchen, Paul ... 1967
Kitchen, Terry ... 1971-74
Kitrell, Mike ... 1986
Klein, Korey ... 2003
Kline, Terry ... 1966-67
Klocke, Jim ... 2007-10
Koch, Don ... 1961

Kolons, Blake ... 2009
Korando, Tony ... 1975-76
Kornfeld, Kevin ... 1978
Kosciulek, Keith ... 1983
Kress, Steve ... 1991-92
Kuehler, Dan ... 1969-70
Kuehn, Ralph ... 1975-77
Kuhl, ... 1964
Kumer, Kerry ... 1987
Kurt, Bryan ... 2004-05
Kurtz, David ... 2002
Kutmas, Chad ... 1995

L

LaBruyere, Brad ... 2008-2011
Ladd, Skler ... 2012-present
Landgraf, Jeff ... 1970-73
Landgren, Allan ... 1998-99
Lane, Marty ... 1998-99
Lang, Bob ... 1962
Larsen, Tim ... 1998
Lack, Andy ... 2012-present
Lawson, Brent ... 2004-07
Lawson, David ... 2002-03
Layton, Aaron ... 1990-93
Lee, Tom ... 1962
Leigh, James ... 2007-09
Leonard, Jim ... 1966-68
Lennington, Andy ... 2011-pres.
Lewallen, Ronnie ... 2000
Lewis, Jon ... 1997
Lipe, Edward ... 1972
Lochmann, ... 1993-94
Loflin, Jim ... 1988-89
Lohr ... 1959
Long, Darrell ... 1967-70
Long, Jim ... 1969-70
Lopez, Freddy ... 2004-05
Lowe, Steve ... 1998-99
Luer, Jeff ... 1987
Lummus, Lee ... 1986-89
Lunski, Greg ... 2001
Lynch, Paul ... 1989-90
Lynn, Dylan ... 2012-present

M

Mabrey ... 1959



All-Time Roster

Mabury ... 1959
Mahan, Bill ... 1961
Mahon, Logan ... 2010-2011
Malchow, Bruce ... 1961-62
Malham, Brennan ... 2010-2011
Maloney, ... 1993-94
Maloney, Scott ... 1981-85
Mann, ... 1968
Manning, Josh ... 2008
Marino, Charlie ... 1998-00
Marschel, Larry ... 1990-91
Massie, Stephen ... 2009-10
Mather, John ... 1988-89
Maupin, Anthony ... 2004-06
McAlister, Jamie ... 2005-06
McCann, Jeff ... 1983-84
McClanahan ... 1959
McClanahan, Sean ... 1989
McClarty, Pat ... 1974
McConnell, Britt ... 1986-90
McDonald, Tristen ... 2001-03
McGuire, Nathan ... 1998
McLain, Gary ... 1982
McMahon ... 1993-94
McSpadden, Galen ... 1971-74
McVay, Charles ... 1960,63
Meier, Dale ... 1961-64
Mercado, Chad ... 2006-07
Metz, Don ... 1967-70
Meyer, Kevin ... 1999-00
Meystedt, Kermit ... 1964-67
Michel, David ... 1995-97
Miller ... 1959
Miller, Blake ... 1978-81
Miller, Brad ... 1987
Miller, Larry ... 1966-68
Miller, Mike ... 1995-97
Miller, Tom ... 1988
Miller, Tim ... 1991
Mills ... 1959
Mitchell, John ... 1985
Mitchell, Michael ... 2000-01
Mitts ... 1993-94
Mize, John ... 1975
Moeglin, Brian ... 1991-94
Moehrs, Clay ... 1988-91
Mohar, Bill ... 1962
Monahan, Pat ... 1965
Montgomery, Jim ... 1978-79,81

Montiel, Frankie ... 2004-05
Moore, Robby ... 2006-07
Morgan, Scott ... 1979,81-82
Morgan, Bruce ... 1975-76
Morris ... 1968
Morris, Jeff ... 1983-84
Morrow ... 1959
Moses, Trenton ... 2008-2012
Mosley, Steve ... 1964-65
Moulton, Seth ... 2003
Muegge, Ken ... 1982
Mueller, Don ... 1962
Muench, Doug ... 1985-86
Munsell, Mark ... 1992
Murphy, Dan ... 1978

N

Nagel, Blane ... 1975
Nails, Ivan ... 2007-08
Neal, Kyle ... 2001
Nebel, Steve ... 1974
Newcomb, Keith ... 1963-65
Nicholas, Brice ... 2000-02
Nichols, Gary ... 1959-60
Noll, Brady ... 2004-05
Noon, Jim ... 1974-75
Nourie, Jon ... 2003-04

O

O'Connor, Gerald ... 1959-60
O'Mara, Tom ... 1961
Olson, Levi ... 2005-06
Osburn, Ted ... 1979-80

P

Padilla, Omar ... 2006-07
Palmer, Dave ... 1981-82
Parham, Josh ... 2005-07
Parker, Bryan ... 1975-76
Parks, Jim ... 1987-91
Parnley, Kenton ... 2009-2012
Paskus, John ... 1972-73
Patman, Michael ... 2012-pres.
Patterson, Dan ... 1984-86
Patterson, Dennis ... 1972
Payne, Jordan ... 2005-06

Payne, Jerry ... 1966-67,72
Payne, Jim ... 1965-66
Payne, Mike ... 1969-72
Pecaut, Ricky ... 1987-88
Pehle, Todd ... 1994-97
Pehle, Troy ... 1994-97
Pelsma, Dennie ... 1967-69
Pemberton, Shawn ... 1996-97
Pennington, Todd ... 1999-01
Pepper, Brian ... 1997
Peterson, Jack ... 1960
Pfingsten, Dan ... 1995-96
Phillips ... 1994
Phillips, Derrick ... 1985
Pierce, Rhett ... 1992-93
Pilcher, Joey ... 2003-04
Pilla, Dave ... 1976
Plassmeyer, Ken ... 1959-62
Poinsett ... 1959
Poole, Ryan ... 2008-09
Portell, Mike ... 1965,67
Potts, Randy ... 1984-85
Potts, Craig ... 1974
Powell, Charlie ... 1972-73
Poynor, Bill ... 1980
Pritchett, Dustin ... 2005-07
Prickett, Ryan ... 2011-2012
Probst, Ron ... 1960
Proctor, Dave ... 1971
Prothro, Lawrence ... 1985
Pruneau, Scott ... 1990-93
Purcell, Brad ... 2001-02

Q

Qualls, Bruce ... 1982-85

R

Radetick, Joe ... 1984-86
Raley, Mike ... 1972-75
Range, Dale ... 1981
Rave, Aaron ... 2006
Reeder, ... 1970
Reid, Bill ... 1966-67
Reid, Bob ... 1959
Reid, John ... 1959-61
Reinagel, Jeff ... 1981-83

Reinagel, Kenny ... 1982-84
Reinagel, Scott ... 2002-03
Reinagel, Tom ... 1971-72
Renfrow, Dustin ... 2007-08
Reuss, Jim ... 1962-64
Rhodes, Lance ... 2007-08
Rhodes, Larry ... 1962-65
Richards, Kent ... 1982
Riddle, Lee ... 1963
Riley, Phillip ... 2006-07
Ripp, Jacob ... 2011
Risch, Scott ... 1981
Rives ... 1993-94
Rizzuto, ... 1969-70
Roberts, Mike ... 1980
Robins, Randall ... 1974-75
Robinson, Kerry ... 1993-95
Robinson, Mike ... 2001
Rodriguez, Daniel ... 1998-99
Rogers, Bryan ... 1992-93
Roll, Lee ... 1969
Rosburg, Paul ... 1981-82
Rosener, Sam ... 2007-08
Rothweil, Larry ... 1994-95
Rouse, Quenten ... 2005-06
Ruff, Kenneth ... 1984
Rupp, Tim ... 2010-2011
Russell, Brett ... 2010-2011

S

Salazar, John ... 2009-10
Samples, Mike ... 1977-79
Sandheinric, Kelly ... 1986-87
Saulter, Jim ... 1975
Schaefer, Brian ... 1993-95
Schatzley, Bill ... 1977-79
Scheidt, ... 1964
Schiller, Don ... 1965-67
Schiltz, Danny ... 1999
Schlegel, Andy ... 1996
Schlick ... 1974
Schmidt, Steve ... 1987
Schmidt, Lynn ... 1977-78
Schneider, Gary ... 1975
Schreck, Chris ... 1987
Schreiber, David ... 1991
Schuembaur, Carl ... 1974
Schuh, Daniel ... 2006-09



All-Time Roster

Schulman, Jeff ... 1992-94
 Schulte, Joe ... 1984-85
 Schumacher ... 1968
 Schwartz, Dan ... 1979-80
 Schwent, Gary ... 1969-70
 Schwieso, Brian ... 1986
 Sconce ... 1994
 Seabaugh, Don ... 1983
 Sehnert, Ryan ... 2003
 Selby, Tim ... 1995
 Self, Brent ... 2002
 Shadowens, Chris ... 1986
 Shah, Asif ... 2006-07
 Shannon, Dennis ... 1970
 Shasserre, Dan ... 1966-67
 Sheffer, Marc ... 1998
 Shelton, Steve ... 1973-75
 Sheridan, Andy ... 2002
 Sherry ... 1968
 Sherry, Adam ... 2002
 Shifferdecker, Rod ... 1990
 Short, Paul ... 1987-88
 Shy, Dan ... 1988-89
 Shylanski, Todd ... 1991-92
 Siboda, Dave ... 1996-97
 Siebert, Scott ... 1987-90
 Sigler, Brian ... 1990-92
 Simmons, Brad ... 2001-02
 Simmons, Mark ... 1985
 Simmons, Shae ... 2010-present
 Singleton, Raleigh ... 1963
 Skakalski, Stan ... 2003-04
 Slattey, Blake ... 2008-2011
 Smiley, Butch ... 1976
 Smith, Brad ... 2003-05
 Smith, Brandon ... 1999-02
 Smith, Darrick ... 1983-86
 Smith, Tim ... 1975-76
 Smith, Zack ... 2012-present
 Sommerkamp, David ... 1998
 Sorth, Larry ... 1961
 Spanberger, Cody ... 2012-pres.
 Spencer, Tony ... 2008-09
 Spies, George ... 1969-71
 Spille, Ryan ... 1998-99
 Spitzfaden, Will ... 2012-pres.
 Stahl, Barry ... 1973
 Stambush, Archie ... 1999-00
 Steffens, Jeff ... 1987-90

Steighorst, Mark ... 1972
 Steimle, Doug ... 1965-67
 Steinmetz, Rich ... 1981-83
 Stephens, Andy ... 2008-09
 Steward, Lon ... 1985-86
 Steward, Malik ... 2012-pres.
 Still, Steven ... 2012-present
 Stoll, Isaac ... 2007
 Strahlendorf, Todd ... 2008-09
 Stroud, Dan ... 1981-83
 Stucker, Gary ... 1987-88
 Stuckey, Denver ... 2000-03
 Suedekum, Jerry ... 1963-65
 Sullivan, Robin ... 1975
 Sullivan, Scott ... 1997-98
 Swartz, Mike ... 1976
 Swearingen, Jason ... 1995-98
 Swift, Bob ... 1963-64
 Swift, Dick ... 1963-64
 Syberg, Josh ... 2007-2011

T
 Tabata, Osamu ... 1989-91
 Taylor, Michael ... 2006-07
 Teel, Marvin ... 1962
 Theodorakos, Jason ... 2003-04
 Thomas, Nick ... 2010-2011
 Thomas, Scott ... 1990-91
 Thomas, Tommy ... 2000-01
 Thompson, Jay ... 1979-80
 Thorgmorton, Dick ... 1960
 Thornsberry, James ... 1968-71
 Tierney, Jesse ... 2009-2012
 Tripp, Shawn ... 1992-93
 Turk, Jim ... 1961-64
 Turner, Dewight ... 1963

U
 Ulmer, Pete ... 1965-68
 Underwood, Jordan ... 2010-2011
V
 Valek, Eddie ... 1993-95
 Vardell, Vrah ... 1959-60
 Varone, Bill ... 1962
 Vaughn, Steve ... 1965-68

Via, ... 1969
 Vickery, Charlie ... 1973-74
 Vieth, ... 1977
 Viviano, George ... 1961
 Voss, Ron ... 1962-63

W
 Wadlington, Gary ... 1962-63,65
 Wadlington, Scott ... 1980
 Wagner, Matt ... 2007-09
 Wahl, Fred ... 1972,74-75
 Wallace, Ron ... 1968-71
 Wallut, Rich ... 1982
 Warren, Phil ... 1997-00
 Warren, Lee ... 1973-74
 Weber, Matt ... 1992
 Weiler, Jeff ... 1995
 Wells, Rob ... 1995
 Wengert, Alan ... 1982-84
 Wengert, Gary ... 1973-74
 Wente, Jacob ... 2010-2011
 West, Chris ... 2005
 West, Josh ... 2002
 Wheeler, Justin ... 2008-09
 Wiese, Andrew ... 2007-09
 Wieser, Dan ... 1975-77
 Wieser, Mike ... 1976
 Wieser, Rick ... 1975-76
 Wieter, Alan ... 1990-92
 Williams, Greg ... 1969
 Williams, Hank Jr. ... 2012-pres
 Williams, Joe ... 1977-80
 Williams, Ray ... 1969-70
 Williams, Steve ... 1981-84
 Wilson, Jon ... 1971-72
 Winder, Mark ... 1988
 Winkler, Bob ... 1967
 Wise, Trent ... 2010-2011
 Wittenborn, Mark ... 2003-04
 Wollis, Keith ... 2004-05
 Wolsey, Jerry ... 1998-99
 Wood, Brent ... 1980-83
 Wright, John ... 1971
 Wulfers, Matt ... 2007-08

Y

Yount, Kyle ... 1996-99
 Yount, Steve ... 1970-73

Z

Zalders, ... 1975
 Zaricore, Mike ... 1967-68
 Zerrusen, Tony ... 2012-present
 Zink, John Logan ... 2012-pres
 Zoellner, Rich ... 1986-88
 Zollner, Sean ... 2004-08



First-Team

1992 Todd Shylanski, C
 1993 Rex Crosnoe, C
 Scott Pruneau, UT
 1994 Rex Crosnoe, C
 1995 Tom Bruer, 3B
 Rex Crosnoe, C
 David Michel, P
 Troy Pehle, P
 Kerry Robinson, OF
 1996 Tom Bruer, UT
 1997 LaMonte Collier, OF
 1998 Ryan Spille, P
 1999 Jeremy Johnson, OF
 Ryan Spille, P
 2000 Lanson Debrock, P
 Jeffrey Hilz, P
 Jeremy Johnson, OF
 Darin Kinsolving, 1B
 Charlie Marino, OF
 2001 Clemente Bonilla, 2B
 Zach Borowiak, SS
 Jeff Bourbon, C
 2002 Vern Hatton, OF
 Brad Purcell, P
 Denver Stuckey, 3B
 2003 Tim Alvarez, P
 Justin Christian, 2B
 Brian Hopkins, OF
 2004 Brad Smith, P
 2005 Eric Horstman, 3B
 2006 Levi Olson, C
 Omar Padilla, 2B
 2007 Asif Shah, UT
 2008 Tyrell Cummings, OF
 Jim Klocke, C
 Matt Wagner, 1B
 2009 Jim Klocke, C
 Tyrell Cummings, OF
 2010 Jim Klocke, C
 Casey Jones, UT

Shae Simmons, RP
 2011 Trenton Moses, 3B
 Michael Adamson, OF
 2012 Derek Gibson, OF
 Trenton Moses, 3B

Second-Team

1992 Rhett Pierce, OF
 1993 Darrell Dannenmueller, P
 Kerry Robinson, OF
 1994 Mat Mitts, P
 Sherron Rives, SS
 Brian Schaeffer, OF
 1995 Brian Schaeffer, OF
 1996 LaMonte Collier, OF
 Rusty Curran, SS
 1997 Mike Miller, UT
 1998 Steve Lowe, SS
 Charlie Marino, OF
 Jason Swearingen, P
 Kyle Yount, 2B
 1999 Dan Huesgen, P
 2000 Kevin Meyer, OF
 2002 Tim Alvarez, P
 Clemente Bonilla, 2B
 Zach Borowiak, SS
 Tristen McDonald, C
 Brandon Smith, P
 2003 Zach Borowiak, SS
 Tristen McDonald, C
 Denver Stuckey, 3B
 2004 Eric Horstman, IF
 Frank Montiel, OF
 2007 Dustin Renfrow, P
 2009 Louie Haseltine, DH
 2010 Kenton Parmley, SS
 Louie Haseltine, OF
 Michael Adamson, OF
 Kyle Guimeny, P
 2011 Jordan Underwood, P
 Logan Mahon, P
 2012 Kenton Parmley, SS

Shae Simmons, P
Honorable Mention
 1994 Richie Pierce, P
 1996 Shawn Clark, 1B
 Jason Swearingen, P
 1998 Darin Kinsolving, 3B
 1999 Phil Warren, OF
 Kyle Yount, 2B
 2000 Tommy Thomas, P
 2002 Mark Frazier, P
 Brian Hopkins, OF
 2004 Eric Bracamonte, SS

All-Freshman Team

2006 Andrew Graham, IF
 Aaron Rave, IF
 2007 Nick Harris, OF
 Jim Klockem, C
 Josh Syberg, P
 2008 Trenton Moses, 3B
 2009 Kenton Parmley, SS
 2010 Shae Simmons, RP
 2012 Ryan Barnes, DH
 Jason Blum, OF
 Andy Lennington, Util.

Coch of the Year

2002 Mark Hogan

Player of the Year

1995 Rex Crosnoe
 2000 Jeremy Johnson
 2001 Clemente Bonilla
 2011 Trenton Moses
 2012 Trenton Moses

Pitcher of the Year

1995 David Michel
 1998 Ryan Spille
 2001 Todd Pennington

Post-Season Honors

2002 Brad Purcell
 2003 Tim Alvarez

Rookie of the Year

2000 Jeffrey Hilz
 2003 Justin Christian
 2007 Jim Klocke
 2010 Shae Simmons

All-Americans

1968 Keith Newcombe
 Steve Vaughn
 1976 Trae Hastings
 Dan Wieser
 Mark Amick
 1982 Steve Williams
 1983 Steve Williams
 Lance Hemmer
 1989 Dan Shy
 1991 Todd Shylanski
 1998 Jeff Bourbon
 Ryan Spille
 2000 Zach Borowiak
 Jeremy Johnson
 2001 Clemente Bonilla
 Todd Pennington
 2003 Tim Alvarez
 Justin Christian
 2004 Brad Smith
 2007 Nick Harris
 Jim Klocke
 2009 Jim Klocke
 2010 Jim Klocke
 Shae Simmons
 2011 Trenton Moses
 2012 Trenton Moses

Lowes Senior CLASS Award


2010 Jim Klocke



Professional Ranks

Redhawk Draft Picks

Year	Player	Rd	Pick	Organization
1992	Scott Hollrah	33	932	Chicago White Sox
1995	Rex Crosnoe	46	1280	Cleveland Indians
1997	LaMonte Collier	34	1016	Philadelphia Phillies
1997	David Siboda	48	1381	Toronto Blue Jays
1999	Ryan Spille	19	583	Toronto Blue Jays
2000	Jeremy Johnson	26	778	Toronto Blue Jays
2000	Daniel Huesgen	38	1138	Toronto Blue Jays
2002	Robert Smith	18	538	Boston Red Sox
2002	Zach Borowiak	49	1455	San Francisco Giants
2003	Zach Borowiak	14	414	Boston Red Sox
2003	Tim Alvarez	36	1083	San Francisco Giants
2009	Jim Klocke	46	1389	St. Louis Cardinals
2010	Jim Klocke	31	951	Philadelphia Phillies
2011	Logan Mahon	22	687	Colorado Rockies
2012	Shae Simmons	22	689	Atlanta Braves
2012	Trenton Moses	26	809	Atlanta Braves



Justin Christian

Christian signed a minor league free agent contract with the St. Louis Cardinals this winter with an invitation to spring training. Christian made 61 plate appearances with the World Champion San Francisco Giants in 2012.



Southeast Hall of Fame

2002 Inductee

Joe Uhls served as the baseball coach at Southeast from 1960-1984. He totaled a 373-257-5 record. He also served as an assistant basketball coach in the 1960's. The baseball locker room at Houck Field House is named in Uhls honor.

2004 Inductee

Steve Williams played both football as a punter and baseball as a catcher. He led the football team in punting in 1981 and 1983. Williams was an All-America baseball catcher in 1982 and 1983 and played professionally in the Philadelphia Phillies organization. He still holds the All-Time career home run record with 52 long balls.

2006 Inductees

The 1976 baseball team won the MIAA conference title, the NCAA Midwest Regional title and advanced to the College World Series in Springfield, Ill., finishing third in the nation.

The College World Series team roster included Allan Alberter, Mark Amick, Lawrence Basta, Don Buechting, Bill Criscione, James Dambach, Mark Doerr, Clarence Eisenbach, James Hastings, Mark Hogan, Jeffry Hunt, David Jorn, Vincent Korando, Ralph Kuehn, Bruce Morgan, Bryan Parker, Thomas Smiley, Timothy Smith, Dan Wieser, Mike Wieser and Rick Wieser. The team was coached by the late Joe Uhls who was one of the inaugural inductees into the Southeast Athletic Hall of Fame.

Royal Tibi (1919-23) is believed to be the only athlete at Southeast to earn varsity letters in five sports. He lettered in football, basketball, baseball, track and tennis. An outstanding punter on the football team, he also served as captain of the track team and was described as an outstanding defensive player on the basketball team.

2008 Inductee

Kerry Robinson set many school records while playing in the outfield from 1993-95. He holds the school record with 35 straight games with a hit. After being drafted in the 34th round of the Major League draft Robinson played five seasons in the minor leagues before making his major league debut with the Tampa Bay Rays on September 22, 1998. Robinson played seven seasons in the majors, with three of the seasons as a starter for the St. Louis Cardinals. He ended his career playing in 463 games and compiling 196 hits in 735 at-bats. Robinson committed just four errors in 379 chances in his big league career.

2010 Inductees

Dale Meier established numerous pitching records over his four-year career. He registered a total of 16 wins and three saves and was involved in 51 percent of Southeast's wins during that time. In 1964, Meier had nine victories and one save, and pitched Southeast's first no-hitter of the modern era. A two-time Most Valuable Player (1963, 1964), Meier went on to play professionally for five years in the St. Louis Cardinals organization.

Clarence Bergman, who is deceased, lettered four years in four sports, including football, basketball, baseball and track. He scored the first touchdown in the dedication game at Houck Stadium on Oct. 3, 1930. Bergman was a captain of three teams.

2011 Inductees

Jeremy Johnson was the 2000 Ohio Valley Conference Player of the Year. A two-time First-Team All-OVC outfielder (1999, 2000) and OVC All-Tournament Team pick (1998, 2000), Johnson is currently Southeast's all-time career leader in hits (287), games played (216), runs scored (214) and total bases (521). He was named OVC Tournament MVP after leading Southeast to its first NCAA Regional appearance in 1998.

2012 Inductees

Galen McSpadden began achieving success at a high level with Southeast as a left-handed pitcher and four-year letterman in the baseball program. He remains the only pitcher in school history to lead Southeast in ERA, innings pitched, strikeouts and wins in back-to-back seasons (1973, 1974). Today, McSpadden still ranks in nine of the school's single-season and career statistical categories. His 12.14 strikeouts per nine innings led the nation in 1973 and is presently a school record, while his 1.47 ERA in that season ranks fourth. As a senior, McSpadden boasted a 1.53 ERA, marking the fifth-best in school history. He posted 18 victories in his career, which is phenomenal considering that the baseball program played only 91 games during the years McSpadden was at Southeast. That being said, he tallied the win in 20 percent of Southeast's victories from 1971-74. McSpadden was a sixth-round draft pick (121st overall) who played parts of five seasons in the San Diego Padres organization and made two stints with the Padres during big-league spring training. He is currently the head baseball coach and athletic director at Seward County Community College.



Kenton Parmley made his mark in NCAA history last season with an historic hitting streak that came to an end at 47-games. His streak is tied for third all-time in NCAA Division I history. His streak started on May 17, 2011 against Ole Miss. During his streak he recorded 25 multi-hit contests and recorded three or more hits nine times. His historic hitting streak came to an end at 47-games against Tennessee Tech on April 22. During his streak he broke the school record of 35-games set by Kerry Robinson in 1995. He also broke the Ohio Valley Conference record of 42-games by Chuck Abbott of Austin Peay as he accomplished the feat in 1996.



THIS IS THE OVC

IN THIS SECTION . . .

- » History of the OVC
- » News on the OVC





This Is The OVC

Now in its 65th year, the Ohio Valley Conference continues to build on the success that has made it the nation's eighth-oldest NCAA Division I conference.

In May 2011 the Conference expanded for the second time in four years, adding Belmont University which begins competition in the 2012-13 academic year. The addition of Belmont gives the OVC 12 members, the most the league has had at one time in its illustrious history. The move added a second team in the city of Nashville and was the first addition to the league since Southern Illinois University Edwardsville joined in 2008.

The 2009-10 school year saw a change in leadership as Beth DeBauche was named the seventh full-time Commissioner in league history on July 28, 2009. She is currently one of just five females to be the head of a Division I conference, and one of just eight to lead a Division I conference all-time. The last three commissioners of the OVC have moved onto jobs as the commissioner of the Big Ten, Big 12 and the Mid-American Conferences.

The OVC's proud history dates back to 1948, but seeds for the new league were actually planted in 1941. It was then that Roy Stewart, the athletics director at Murray State, Charles "Turkey" Hughes, the athletics director at Eastern Kentucky, and Kelly Thompson, the public relations director at Western Kentucky, first broached the idea of forming a new conference. Discussions were put on hold by World War II, but reemerged Feb. 27-28, 1948 at the Kentucky Hotel in Louisville as the three original institutions combined with Morehead State, Louisville and Evansville to form the OVC.

In the 1950s, the OVC became a pioneer on a much more significant scale socially. During times of racial segregation, league member Morehead State became one of the first non-traditionally black mid-southern institutions to accept a black student. In 1958, Marshall Banks earned athletically-related aid at Morehead, which signed a second black athlete, Howard Murphy, a year later. In 1961, Murphy earned all-conference recognition as a halfback in football. With racial barriers broken, the rest of the institutions in the league began to provide educational and athletic opportunities to African-Americans.

Through the past 64 years, 15 teams have

won or shared the league's football title. The list is led by Eastern Kentucky, winner of 21 outright or shared football crowns (including sharing the title in 2011), which is tied for the most in Football Championship Subdivision history (with Massachusetts). Among OVC teams, former member Middle Tennessee is next with 11 titles, followed by Tennessee Tech with 10, and Murray State and former member Western Kentucky with eight apiece. Eastern Illinois has claimed five football crowns and Jacksonville State has three, while Morehead State, Tennessee State and former members Evansville and East Tennessee State have captured two apiece. Austin Peay, Southeast Missouri (which captured its first crown in 2010), UT Martin and former member Youngstown State have one title apiece.

Murray State and Evansville tied for the initial football championship, and the Racers participated in the first-ever bowl game by an OVC team, tying Sul Ross State 21-21 in the 1948 Tangerine Bowl. From 1948 to 1975, OVC teams played in 15 bowl games, winning eight of them. Eastern Kentucky and Western Kentucky were also participants in the NCAA Division II playoffs in the early and mid-1970s prior to the NCAA's reclassification of football programs into Division I-AA. The term "I-AA" lasted until the end of the 2006 season when it was changed to Division I Football Championship Subdivision (FCS).

The first Division I-AA/FCS football playoff was held in 1978 with only four teams, which is the only year through present day that the OVC did not field a playoff representative. In 1979, four of the nation's top teams were invited to the playoffs, and two of them - Eastern Kentucky and Murray State - were from the OVC. Murray dropped its semifinal game to Lehigh, but the Colonels nipped Nevada-Reno in double overtime and claimed the national championship a week later with a 30-7 victory over Lehigh. EKV was coached by former All-America quarterback Roy Kidd, who was in his 16th year at the helm of his alma mater and who skippered the Colonels to a second national title three years later. Following the 2002 season, Kidd retired after 39 years at EKV; upon retirement, he ranked sixth all-time among Division I coaches with 315 victories, earning him a spot in the College Football Hall of Fame. EKV's 20 FCS playoff appearances are the second for the most all-time (behind

only Montana).

In addition to Kidd, other coaching legends in the OVC include Charles "Bubber" Murphy, who coached at Middle Tennessee from 1947-1968, Western Kentucky's Jimmy Feix (1968-83), Wilburn Tucker (1954-67) and Don Wade (1968-82) of Tennessee Tech, Bill Ferguson (1967-77) of Murray State, Guy Penny (1959-67) of Morehead State and Boots Donnelly (1977-78 at Austin Peay; 1979-1998 at Middle Tennessee). Following the 2011 season Eastern Illinois head coach Bob Spoo retired following 25 years at the school (the last 16 as members of the OVC). In his time as an OVC coach he compiled 92 total victories (fifth-most in league history) and 68 OVC wins (fourth-most in league history) and was inducted into the OVC Hall of Fame in 2012.

A sampling of former OVC football stars, some of whom were All-Americans during their collegiate careers before achieving stardom at the professional ranks, include Jim Youngblood and Larry Schreiber (Tennessee Tech), Phil Simms (Morehead State), Virgil Livers and Dale Lindsey (Western Kentucky), Myron Guyton and Chad Bratzke (Eastern Kentucky), Cortland Finnegan (Samford) and Tony Romo (Eastern Illinois). In 2008, former Tennessee State standout Dominique Rodgers-Cromartie became just the fourth NFL First Round draft pick in OVC history when he was selected 16th overall by the Arizona Cardinals. He would break into the starting lineup halfway through his rookie season and started at cornerback for the Cardinals in Super Bowl XLIII. The OVC has had at least one former player named a NFL Pro Bowl selection in four of the past six seasons.

The 2007 season marked a return to scholarship football and the OVC for the Austin Peay Governors. Following the 1996 season the Governors dropped scholarship football and competed as both an independent (1997-00, 2006) and as a member of the Pioneer Football League (2001-05).

The 2007 season also brought new vernacular to the Ohio Valley Conference and the division formerly known as I-AA. Beginning with the 2006 National Championship game the term I-AA was changed to NCAA Football Championship Subdivision (FCS) in a decision by the Division I Board of Directors. The new label was chosen to communicate in a positive and clear manner the unique differ-



This Is The OVC

ences between Division I football categories (chiefly, the post-season opportunity) while still defining them within the Division I experience. The FCS includes programs that compete in an effort to participate in the NCAA championship postseason structure (one of 89 NCAA national championships) as opposed to the Football Bowl Subdivision (FBS) which competes in an effort to participate in the post-season bowl system (the 35 NCAA-licensed events which includes the Bowl Championship Series).

In 2010 Southeast Missouri State, picked to finish seventh in the preseason poll, compiled a 7-1 Conference record on the way to its first OVC Championship since joining the league in 1991. Overall the Redhawks were 9-2 during the regular season and earned a berth in the FCS Playoffs, its first playoff berth at any level in the program's 104-year history. Southeast would lose to eventual national champion Eastern Washington in the second round of the playoffs. Head coach Tony Samuel capped the year by winning the Sports Network's Eddie Robinson Award, given to the National Coach of the Year. Samuel was the second OVC coach to win the award (joining Murray State's Houston Nutt who won the award in 1995).

For only the second time in league history in 2011, three teams shared the OVC football championship, as Eastern Kentucky, Jacksonville State and Tennessee Tech finished with 6-2 records. The only other time in league history more than two champions were crowned at the end of the year was 1962 (when four teams shared the crown).

Football wasn't the only sport in which the OVC was quickly gaining respect. In 1955, the OVC became only the second six-member league nationally to earn an automatic bid to the prestigious NCAA Men's Basketball Tournament, which, at that time, was limited to only 24 participants. The Conference quickly proved worthy of that bid, as Morehead State defeated Marshall (107-92) and Wayne State (95-84) in the 1956 tournament.

Fifteen years later, former OVC member Western Kentucky became the first and only Conference team to reach the Final Four. The Hilltoppers defeated Jacksonville, Kentucky and Ohio State before losing to Villanova in double overtime in the national semifinals. WKU went on to finish in third place after beating Kansas 77-75 in the consolation game.

Since that time, the OVC has recorded some of the biggest upsets in the history of the NCAA Tournament. Perhaps the most famous moment came in 1987, when Austin Peay came from fourth place in the regular season to win the OVC Tournament and earn the league's automatic bid. The Governors drew powerful Illinois, and were such big underdogs, that ESPN broadcaster Dick Vitale promised to stand on his head if APSU won the game. After a 68-67 victory over the Illini, and a narrow 90-87 overtime loss to eventual Final Four participant Providence in the second round, Vitale made good on his promise in a visit to Clarksville two months later.

Murray State added to the OVC's string of upsets in 1988 when it knocked off 14th-ranked North Carolina State, 78-75. The Racers' M&M Boys - Jeff Martin and Don Mann - combined for 39 points in the win. MSU nearly went on to the Sweet 16 that year, losing to eventual national champion Kansas, 61-58. A bank shot by Mann that would've given the Racers a one-point lead rolled off the rim with three seconds left. In 1990 as a No. 16 seed, Murray State took No. 1 seed Michigan State into overtime before falling 75-71; that game still marks the closest a No. 16 seed has come to knocking off a No. 1 in men's tournament action. More recently, Murray State has dominated the OVC Tournament, reaching the championship game every year in the 1990's. The Racers' 15 OVC Tournament Championships are the most among all OVC schools.

After former member Middle Tennessee State won a first round game in 1989, the league had a drought as no other OVC team won a NCAA Tournament game for the next 19 years. But Morehead State, coming off a thrilling double overtime OVC Tournament victory over Austin Peay, topped Alabama State 58-43 in the Opening Round game at Flyer Arena in Dayton, Ohio. The game was played in front of an Opening Round record crowd of 11,346; that crowd included many MSU fans who made the three-hour drive from Morehead for the game. The Eagles season would come to an end three days later when they lost to No. 1 overall seed Louisville, despite playing the Cardinals close for a majority of the game.

In 2009-10, Murray State made OVC history by winning a record 31 games (31-5) on its way to the league's regular season and tournament championships. In the first round

of the NCAA Tournament, the No. 13 seed Racers topped Vanderbilt in thrilling fashion when senior Danero Thomas hit a jumper as time expired to lift MSU to a 66-65 victory. It marked the first OVC team to advance to the second round of the NCAA Tournament since 1989, and snapped a skid of 71-straight losses to Southeastern Conference foes (dating back to 2000-01). In the second round the Racers pushed eventual national runner-up Butler to the brink before losing 54-52.

In 2010-11 Morehead State would make it three NCAA Tournament wins in as many years for the league and got a bit of revenge for the 2009 tournament loss to Louisville in the process. After finishing second in the regular season and winning the OVC Tournament Championship, the No. 13 seeded Eagles were shipped to Denver to play the in-state foe Cardinals. MSU jumped out to a 15-2 advantage but were down four points (61-57) with just over a minute to play in regulation. After two free throws from two-time OVC Player of the Year Kenneth Faried, the Eagles held for one final shot attempt and senior Demonte Harper pulled up off a cross-over dribble to nail a 3-pointer with 4.3 seconds left that gave Morehead State a 62-61 lead. UofL had one last attempt but Faried blocked the Cardinals last shot, giving MSU the win, its first over Louisville since the 1956-57 season.

In 2011-12 Murray State put together one of the greatest seasons in OVC history, beginning the year 23-0 (an all-time OVC best) and being ranked as high as No. 7 in the coaches poll on Feb. 6. The squad was the first OVC team to be nationally-ranked since Murray State was ranked in 1997-98; in addition the top 10 ranking was the first for an OVC team since the 1970-71 campaign (WKU). The Racers would top nationally-ranked Memphis and Saint Mary's during the season and win the league's regular season and tournament championships. MSU earned a No. 6 seed in NCAA Tournament, the highest-ever seed for an OVC team since the NCAA began seeding the field in 1979. The Racers would top Colorado State 58-41 in the second round before falling to Marquette in the third round. Murray State would win 31 games overall, tying the OVC all-time record the Racers set in 2009-10.

The OVC has now won NCAA Tournament games in four-straight seasons, something



This Is The OVC

that has never happened in league history (three-game winning streaks from 1960-62 and 1987-89 had been the previous best streaks). Over that time period (2009-12) the OVC is one of just nine conferences nationally to win a NCAA Tournament game in each season and one of only three non-BCS leagues (joining the Atlantic 10 and WCC) to do so.

During the 2010-11 year Faried, the nation's leading rebounder during the season, became the NCAA's Modern Era (since 1973) career rebounding leader, totaling 1,673 rebounds which passed Tim Duncan for the record (he is 11th all-time in NCAA history). Faried also finished his career with 86 double-doubles, second all-time to only Duncan. He is one of only six players in NCAA history to finish with 2,000-plus career points (2,009) and 1,600-plus career rebounds. Faried was drafted 22nd overall by the Denver Nuggets in the 2011 NBA Draft, becoming the first OVC player selected in the first round since Tennessee State's Carlos Rogers 1994.

Through its 64 years, 12 teams have won or shared the league's regular season men's basketball title. Murray State heads the list with a Conference-record 23 outright or shared basketball crowns. Other past champions include former member Western Kentucky (19), Morehead State (9), Austin Peay (8), Eastern Kentucky (6), Tennessee Tech (5), former member Middle Tennessee (5), Tennessee State (2), former member East Tennessee State (2), Southeast Missouri State (1), UT Martin (who won its first in 2008-09) and former member Akron (1).

Among the coaching greats in men's basketball have been Western Kentucky's E.A. Diddle, who retired with 759 victories and 10 OVC titles; John Oldham, who was a member of the very first All-OVC squad and went on to win seven OVC crowns during his coaching tenure at Tennessee Tech and Western Kentucky; Paul McBrayer, who guided Eastern Kentucky to 219 wins and three OVC crowns; and Cal Luther, who is the only person in Conference history to win men's basketball Coach of the Year honors at two league schools - Murray State and UT Martin. Current Austin Peay head coach Dave Loos became the winningest coach in OVC history in 2009-10, netting his 319th victory and passing Luther on the all-time list. Loos enters the 2012-13

season with 363 victories.

There have been an equal number of great players including Western Kentucky's Clem Haskins, who is the only three-time OVC Player of the Year. Several players have won OVC Player of the Year honors twice: Western Kentucky's Jim McDaniel (1969-70 and 1970-71), Murray State's Les Taylor (1971-72, 1972-73), Jeff Martin (1987-88, 1988-89), Popeye Jones (1989-90, 1990-91) and Marcus Brown (1994-95, 1995-96), Austin Peay's Otis Howard (1976-77, 1977-78), Middle Tennessee's Jerry Beck (1980-81, 1981-82), Akron's Joe Jakubick (1982-83, 1983-84), Tennessee State's Carlos Rogers (1992-93, 1993-94), UT Martin's Lester Hudson (2007-08, 2008-09) and Morehead State's Kenneth Faried (2009-10, 2010-11).

The OVC also has the honor of being the only conference to boast the nation's leaders in scoring, rebounding and assists all in one season. That feat was accomplished in 1991-92 by Morehead State's Brett Roberts (28.1 ppg), Murray State's Popeye Jones (14.4 rpg) and Tennessee Tech's Van Usher (8.8 apg).

In 2007-08, UT Martin guard Lester Hudson became the first men's Division I player to record a quadruple-double in a game, when he registered 25 points, 12 rebounds, 10 assists and 10 steals in a victory over Central Baptist College. Hudson, who ranked fourth in scoring nationally as a junior, returned for his senior season in 2008-09 and was second nationally in scoring (behind Davidson's Stephen Curry) at 27.5 points a contest. Hudson earned numerous honors (including OVC Player of the Year and OVC Male Athlete of the Year in each 2008 and 2009 and All-American status from several outlets) before being drafted by the Boston Celtics with the No. 58 pick of the 2009 NBA Draft.

In the late 1970s, women's athletics began somewhat of a rebirth on the national scene as the NCAA began sponsoring and marketing women's sports. Recognizing the need to provide increased opportunities for female athletes, the OVC established women's championships in the sports of basketball, tennis and track in 1977, with cross country and volleyball added over the next four years. Those sports were initially governed by the Association of Intercollegiate Athletics for Women (AIAW), but the overall strength of women's programs in the league was demonstrated by the automatic bids

the OVC instantly received when the NCAA became the governing body in 1982.

Women's basketball in the OVC has been dominated by Tennessee Tech, which has won or shared 17 regular-season titles and owns nine OVC Tournament crowns. In fact, the Golden Eagles have reached the championship game of the OVC Tournament 21 times in the past 31 years. Although Tennessee Tech remains the standard-bearer, five other teams have won 13 of the last 19 OVC Tournaments. UT Martin became the latest program to add its name to the list, capturing its first OVC Tournament title in 2011 and repeating as champions in 2012. Austin Peay leads the group with seven crowns including four-straight from 2000-03 and back-to-back titles in 2009 and 2010, while Tennessee State, Eastern Kentucky, Murray State and Southeast Missouri each have won titles during that span.

Several coaches have made their mark in the relatively short history of OVC women's basketball. Former Tennessee Tech coach Marynell Meadors posted an amazing 363-139 (72.3%) record at Tech, becoming the first woman in NCAA or AIAW history to win 300 games at the same institution, while former Tennessee State skipper Teresa Phillips earned National Coach of the Year honors from USA Today in 1990 for turning around the Lady Tigers' program before going on to lead TSU to the NCAA Tournament in 1994 and 1995. Tennessee Tech coach Bill Worrell capped a stellar 20-year career in 2005-06 and was inducted into the OVC Hall of Fame in 2007; he compiled a 408-190 record while leading the Golden Eagles to an unprecedented 16 OVC regular-season titles and eight NCAA Tournament appearances, including five straight from 1989-93. Larry Joe Inman, who retired at the conclusion of the 2007-08 season and was inducted into the OVC Hall of Fame in 2009, won more than 100 games at both Middle Tennessee and Eastern Kentucky, and earned OVC Coach of the Year honors a record eight times - five times at ECU and three at MTSU. Inman came out of retirement to take the Tennessee State job and will be in his first year with the TSU program in 2012-13.

Many great players have graced the hardwood over the years, including former OVC Players of the Year Brooke Armistead and Gerlonda Hardin from Austin Peay, Pam Chambers, Jerilyn Harper, Cheryl Taylor,



This Is The OVC

Angela Moorehead, Roschelle Vaughn, Diane Seng, Janet Holt and Emily Christian from Tennessee Tech; Morehead State's Donna Murphy, Priscilla Blackford and Chynna Bozeman; Eastern Kentucky's Kim Mays; Southeast Missouri's Gray C. Harris; and Murray State's Ashley Hayes.

Bozeman finished her collegiate career in 2010-11 by winning her second consecutive OVC Player of the Year award. Her 2,170 points ranks her eighth all-time in OVC history, her 377 made career 3-pointers is first in OVC history and sixth in NCAA history and her 1,096 career 3-point attempts ranks first in OVC history and second in NCAA history.

Morehead State center Brittany Pittman set new school, league and NCAA standards for blocked shots in 2008-09. Pittman swatted 164 shots during the season, setting a new NCAA single-season record (which has since been broken). During the campaign, only her second with the Eagles, she also set career block records for both Morehead State and the OVC (287).

The league also had another historical moment in November 2008 when the NCAA awarded Nashville the 2014 NCAA Women's Division I Final Four. The OVC will serve as the host of the prestigious event, which is one of the biggest sporting events the city of Nashville can host. The event will be held at Bridgestone Arena in downtown Nashville.

Over its 64 years, OVC teams have garnered national championships and bowl games in football, along with national team or individual titles in the sports of rifle, cross country, track and golf.

The OVC has also produced several Olympic athletes, including Murray State's Morgan Hicks, who was a member of the 2004 United States Olympic Rifle Team and Morehead State's Brian Shimer who competed in five Winter Olympics in bobsled (winning a bronze medal in 2002) and coached the 2010 United States bobsled team to its first gold medal since 1948. In addition, some of the greatest players in professional sports were educated at OVC institutions. The list includes former greats such as football's Phil Simms (Morehead State), basketball's Clem Haskins (Western Kentucky) and Bubba Wells (Austin Peay) and two-sport star Steve Hamilton (Morehead State) to present-day standouts like basketball player Trenton Hassell (Austin Peay), football player

Tony Romo (Eastern Illinois) and baseball players George Sherrill (Austin Peay) and Jon Rauch (Morehead State). Hamilton is the only athlete to ever play in the NCAA Basketball Championship, a Major League Baseball World Series (New York Yankees) and a NBA Championship Series (Los Angeles Lakers).

The OVC's first volleyball tournament was held in 1981, the same year Eastern Kentucky began a string of six straight tournament crowns. Former EKV skipper Dr. Geri Polvino compiled a 627-439 record in 32 seasons as head coach of the Colonels, earning OVC Coach of the Year honors eight times. More recently, former Austin Peay coach Cheryl Holt and former Southeast Missouri skipper Cindy Gannon also earned their peers' recognition multiple times with four awards each.

Throughout the last 29 years, 10 different teams have won an OVC regular-season or tournament volleyball crown. Since joining the league in 1991, Southeast Missouri has dominated the scene, winning seven of its eight regular-season titles during the 1990's, including five straight from 1993-97. The Redhawks have also won five tournament crowns (1994, 1996, 1998, 1999 and 2000). Jacksonville State won back-to-back OVC Tournament Championships (2005, 2006) including going through the OVC undefeated (16-0) in 2006 and winning a NCAA Tournament match in 2010, the league's first NCAA victory since 2000.

Following the 2007 season, Jacksonville State's Abbey Breit was named the OVC Offensive Player of the Year for the third-straight season, becoming the first player in OVC history to accomplish that feat. Four other individuals - Eastern Kentucky's Angela Boykins (1985-86), Morehead State's Dayle Hammontree (1988-89), Southeast Missouri's Tuba Meto (1996-97) and Morehead State's Amy Almond (2001-02) - were back-to-back winners of the award.

In 2007, Eastern Kentucky's Jacob Korir won his fourth straight Conference cross country title becoming just the third OVC student-athlete and 13th athlete nationally to accomplish that feat. Korir was a three-time All-American in cross country, earning two top-10 finishes at the NCAA Cross Country Championship. The Nairobi, Kenya, native was also named a track and field All-American twice during his career, was selected as the OVC Male Athlete of the Year in 2006-07 and

received the NCAA post graduate scholarship in 2008.

In 2011 the Eastern Kentucky men's cross country earned a national ranking in the USTFCCCA poll, climbing to as high as No. 17; the ranking was the highest for an OVC team since the polls began in the early 1980s. The EKV men would win its record 20th OVC Championship and later qualify for the NCAA Championship, becoming the first OVC team to reach the national championship meet since 1980. Eastern Kentucky finished 26th overall at the event as junior Soufiane Bouchikhi finished 47th in a field of 252 runners. On the women's side Eastern Kentucky senior Lydia Kosgei became the first EKV woman to ever qualify for the NCAA Championship and went on to finish 37th at the national meet, marking the second-highest finish for a female in OVC history, and also earning All-American honors.

In 2007 the Conference had two teams in the NCAA Women's Soccer Tournament for the first time in league history, as former OVC member Samford earned an at-large selection while Southeast Missouri was the Conference's automatic bid.

In 2009 it was OVC softball that accomplished several firsts as UT Martin (tournament champion) and Jacksonville State (at-large) were each selected for the NCAA Championship. Jacksonville State would take it a step farther by winning the Knoxville Regional (beating No. 13 national seed Tennessee along the way) to become the first OVC softball program to advance to a Super Regional. Jax State would fall to No. 4 Alabama in that Super Regional but finished the season 43-16 (19-2 OVC) and ranked 21st nationally in the ESPN.com/USA Softball poll and 24th nationally in the USA Today/NFCA poll.

The league's baseball presence has continued to evolve since its inception. The OVC baseball tournament moved to a neutral site for the first time in 2001 with Paducah, Ky. and Brooks Stadium hosting the tournament in front of raucous crowds. The success of the tournament led to Jackson, Tenn. and Pringles Park - the home of the Seattle Mariner's Class AA affiliate - hosting the event for the first time in 2010.

The OVC also has made a statement in the NCAA Baseball Championship in recent years, with its teams involved in several memorable



This Is The OVC

contests in the last decade. Tennessee Tech surprised Wake Forest in the opening round of the 2001 tournament and Southeast Missouri stunned host Alabama in the opening round of the 2002 championship. Five years later, Austin Peay captured the collegiate baseball world's attention by taking Vanderbilt, the 2007 No. 1 overall seed, to extra innings. Eastern Illinois pushed host Nebraska to the limit in 2008 followed by Tennessee Tech's memorable contest against host Clemson in 2009.

After not making the OVC Tournament field in either 2009 or 2010, Austin Peay, who was picked to finish seventh in the preseason poll, won the regular season and tournament championships to garner its fourth NCAA Tournament appearance. In the first game of NCAA Regional play the Gobs knocked off host and No. 1 seed Georgia Tech 2-1.

In 2012 Austin Peay completed a "repeat squared" (back-to-back regular season and tournament championships) for the first-time in OVC history. The Gobs would go on to top Indiana State and Cal State Fullerton at the Eugene Regional, before falling to host Oregon in the regional final. In marked the first-time since the 2000 season (Middle Tennessee) that an OVC team had won multiple NCAA Tournaments games in the same season. Overall OVC teams have won at least one game in the NCAA regional round in four of the last six years.

A first in the OVC occurred in 2008, when the league had a first round draft pick in both the NFL (Tennessee State's Dominique Rodgers-Cromartie) and Major League Baseball (Eastern Kentucky's Christian Friedrich) Drafts in the same school year. A year later (2009) the league had a Major League Baseball First Round Compensation Round pick (Eastern Illinois' Tyler Kehr who was No. 48 overall) and NBA Second Round pick (UT Martin's Lester Hudson) in the same season.

In 2010 a record 13 OVC baseball players were selected in Major League Baseball's First-Year Player Draft.

The playing field is not the only place where OVC athletes are working hard. The league also recognizes excellence in the classroom. Six Scholar-Athlete Awards are presented yearly to male and female athletes, while others are commended for their academic success by being Medal of Honor recipients or earning

a spot on the Commissioner's Honor Roll.

Additionally, the league annually presents one institutional Academic Achievement Award, as well as separate team awards in each Conference-sponsored sport. Since the College Sports Information Directors of America (CoSIDA) Academic All-America program began, the Ohio Valley Conference has had 211 student-athletes honored with the award, including 32 over the last three years (2009-10, 2010-11, 2011-12).

Through the early years of the league, administrators wrestled with fan behavior due to the close proximity of the Conference members and the intense rivalries which developed. Just as it did decades ago, the OVC took the leadership role on what has become a national issue. In 1995, the OVC implemented a first-of-its-kind "Sportsmanship Statement," a policy which promotes principles of fair play, ethical conduct and respect for one's opponent. The statement has become a model for others to follow across the nation, and has answered the challenge of the NCAA Presidents Commission to improve sportsmanship in collegiate athletics.

Additionally, the OVC annually presents the Steve Hamilton Sportsmanship Award, in honor of the former Morehead State student-athlete, coach and athletics director, to a junior or senior student-athlete with significant athletic contributions who best exemplifies the characteristics of sportsmanship and citizenship. Most recently, the Conference has also implemented the OVC Institutional and Team Sportsmanship Awards, which are presented to one institution and 18 sport-specific teams voted by their peers to have best exhibited the standards of sportsmanship and ethical conduct as outlined by the OVC and NCAA.

The vision of leadership demonstrated by the Founding Fathers in 1948 remains alive today as the Ohio Valley Conference prepares for the future. One example is in regard to the current trend in collegiate athletics administration for increased involvement of university presidents in setting policies and making rules. The presidents of OVC institutions, however, have always governed the Conference, long before presidential governance became a national theme.

The Ohio Valley Conference sponsors the following sports: baseball, basketball, cross country, football, golf, tennis and track for men,

and basketball, cross country, golf, soccer, softball, tennis, track and volleyball for women. In addition, the OVC also sponsors the combined men's and women's sport of rifle.

Now in its seventh decade of competition, the Ohio Valley Conference has grown significantly from its humble beginnings while increasing the number of athletics opportunities it provides for students. Current league representatives include charter members Eastern Kentucky University, Morehead State University and Murray State University, along with Austin Peay State University, Belmont University, Eastern Illinois University, Jackson State University, Southeast Missouri State University, Southern Illinois University Edwardsville, Tennessee State University, Tennessee Technological University and the University of Tennessee at Martin.



THIS IS SOUTHEAST

IN THIS SECTION . . .

» University Guide





SOUTHEAST MISSOURI STATE UNIVERSITY REDHAWKS ATHLETICS

*The college experience of a lifetime. The job of your dreams.
A life that is amazing.*

That is what most students and parents want from a college education. At Southeast, we want the same for you. We want you to learn your profession, gain the experience or internship you need, and get that first paycheck!

The growing—and changing—student body has had an impact on everything and everyone. The physical changes of the campus are the most visible. Two new residence halls. The River Campus. The polytechnic building. An information commons in the library. And so on.

Students and faculty are experiencing change of a different kind. Classroom activity has reached a new level of productivity, as students are brighter and more prepared than ever. Enrollment is at an all-time high. The impact on the honors program has been dramatic with more students than ever choosing to participate in and complete the honors curriculum. The number participating tripled in five years!

All of this means that Southeast has become Missouri's most academically competitive regional university.

2009—InsideCollege.com experts single out our honors program as an effective way to make a large school seem smaller with a more personal approach to learning.

2010—Computer science receives prestigious national accreditation.

**Safest
Campus
in Missouri**

StateUniversity.com



2010—Consumer watchdog group GetEducated.com ranks Southeast #1 on its list of "Top 10 Ranked Best Values Online MBAs—AACSB Accredited."

2010—Southeast is named the safest campus in Missouri and among the safest in the nation by StateUniversity.com.



SOUTHEAST MISSOURI STATE UNIVERSITY REDHAWKS ATHLETICS

We have...

- ▶ Small classes with 98 percent of courses having fewer than 50 students
- ▶ Faculty with PhDs—not teaching assistants—who teach most classes
- ▶ More than 200 areas of study
- ▶ Wired (and wireless) classrooms and best-of-class technology
- ▶ Internships and real-world learning offered in 100 percent of programs
- ▶ Study abroad opportunities that take you almost anywhere


We are...

- ▶ NCAA Division I Athletics
- ▶ Listed among the Midwest's top universities
- ▶ One of the safest college campuses in the nation
- ▶ Conveniently located 115 miles south of St. Louis
- ▶ A medium-sized university with more than 11,000 students
- ▶ Comprised of ten colleges and schools

We provide...

- ▶ Choices in the University Studies (general education) classes
- ▶ Some of the newest residence halls in Missouri
- ▶ 150 organizations that keep you busy after class
- ▶ Each student with two advisors—academic and career
- ▶ Fraternities and sororities that are productive and fun
- ▶ One of a kind student aquatic center in one of our two recreation centers

2011—U.S. News & World Report names Southeast a "Best Midwest Regional University."



2011—For seven consecutive years, Princeton Review includes Harrison College of Business on its list of "Best Business Schools."



2011—Princeton Review again names Southeast as one of the "Best in the Midwest," representing only about 25 percent of the nation's four-year colleges.



2012—U.S. News & World Report lists both nursing and communication disorders on its list of top graduate programs in health.





SOUTHEAST MISSOURI STATE UNIVERSITY REDHAWKS ATHLETICS

Donald L. Harrison College of Business

Our increasingly popular business programs have made us one of the major colleges of business in the Midwest. The Donald L. Harrison College of Business is accredited by AACSB International—the gold standard of business school accreditation—an honor held by only 5 percent of institutions offering business degrees worldwide.

- ▶ Employers and students value our techno-savvy environment. In a recent survey of 98 nationally known business programs, Southeast ranked in the top 7 percent in learning to use and manage technology.
- ▶ Our entrepreneurial studies program is Missouri's most comprehensive, offering options for both BSBA and MBA degrees. The Douglas C. Greene Center for Innovation and Entrepreneurship is one of the most comprehensive entrepreneurship-focused university centers in the Midwest.
- ▶ Southeast students have access to more than 30 international exchange and study abroad opportunities in London, Paris, Spain, Portugal and North Africa.
- ▶ One hundred percent of our students have the opportunity to participate in internship programs with companies nationwide.
- ▶ Doctoral level professors make learning interactive with classrooms that have Internet, cable TV, direct satellite feed and electronic presentation capability.
- ▶ St. Louis employers rate the "St. Louis Interview Days" as the best recruiting event in which they participate in the Midwest.
- ▶ Our accounting curriculum prepares students for the Certified Public Accountant (CPA) and Certified Internal Auditor (CIA) designations. Students may go to work directly into an accounting field or go on to complete the 150 hours required by Missouri, and other states, to sit for the CPA examination. Our first-time pass rates on the CPA exam continue to be well above the national average.
- ▶ Business programs are housed in Dempster Hall, a wireless Internet environment featuring an electronic presentation lab and more than 400 networked computers with the latest software.



College of Education

If you are considering teaching as a profession, you are looking at the right university. For more than a century, Southeast has been preparing and sustaining some of the nation's brightest and best teachers. Moreover, we have a record of accomplishment to prove it.

- ▶ Most importantly, our education program is fully accredited by the National Council of Teacher Education (NCATE), which sets the highest standards for teacher education programs nationwide.
- ▶ The Missouri Department of Elementary and Secondary Education approved 28 initial teacher preparation programs and all 12 graduate programs.
- ▶ Because you begin assisting and observing in area classrooms starting in your first year, you accumulate more teaching practice and knowledge than graduates from other universities.
- ▶ The College of Education maintained national recognition through a rigorous review process from 11 specialized professional associations.
- ▶ Our counseling program is now one of only three in Missouri to be accredited by the Council for the Accreditation of Counseling and Related Educational Programs.



SOUTHEAST MISSOURI STATE UNIVERSITY REDHAWKS ATHLETICS

College of Health and Human Services

Although there are diverse academic offerings in the College of Health and Human Services, all programs potentially lead to a career that significantly and positively impacts the lives of individuals and families.

- ▶ All nursing programs (nurse and nurse practitioner) are accredited by the Commission on Collegiate Nursing Education.
- ▶ The recreation program is accredited by the Council on Accreditation for Recreation, Park Resources and Leisure Services.
- ▶ The Communications Disorders program allows students to receive clinical experience with children and adults who have speech, language or hearing disorders.
- ▶ Aerospace Studies offers a path to leadership for those intending to pursue officer positions in the United States Air Force. During a summer field training course for the Professional Officer Corps, students experience survival training, aircraft and air crew orientation, physical training and the inner operations of an Air Force base.
- ▶ Our nationally accredited social work program requires students to complete 480 hours of field education under the supervision of experienced social workers.
- ▶ Southeast has a strong connection with the Law Enforcement Academy and has more than 30 years of partnerships in all branches of criminal justice at the federal, state and local levels. Our students intern with the U.S. Marshals Service; the ATF; the U.S. Secret Service; Federal Probation; Missouri Division of Probation and Parole; Missouri Youth Services and other law enforcement agencies.
- ▶ The dietetics program is accredited by the American Dietetic Association Commission. Our graduates have a success rate of nearly 100 percent on the national exam to become a registered dietitian.



College of Liberal Arts

An education in the liberal arts gives you broad-based training for careers in business, the arts, media, education and the legal profession.

- ▶ Southeast's mass communication program is accredited by the Accrediting Council on Education in Journalism and Mass Communications (ACEJMC). Only one other institution in Missouri has this elite accreditation. Our public relations program is one of only 28 institutions—none in Missouri—that holds certification by the Public Relations Society of America (PRSA). Only 12 other institutions in the world have recognition from both ACEJMC and PRSA for their mass communication program.
- ▶ Students can work at two campus radio stations (NPR affiliate KRCU 90.9 FM and KDMC 103.7), the *Arrow* student newspaper and "U2" cable television station.
- ▶ Our certified historic preservation program is one of a few U.S. programs that offer a four-year degree and is among a small number to have full membership in the National Council for Preservation of Education.
- ▶ During the last five years, Southeast's pre-law students have exceeded the national LSAT average score, and their placement rate in law school approaches 100 percent.
- ▶ Students majoring in philosophy have a 100 percent acceptance rate to graduate and law school.
- ▶ Our students make politics come alive by working on political campaigns and by serving as interns. Each year approximately 30 students from a variety of majors around the University travel to Washington, D.C. to conference with some of the nation's top scholars at the Center for Strategic and International Studies.






SOUTHEAST MISSOURI STATE UNIVERSITY REDHAWKS ATHLETICS

College of


Science, Technology and Agriculture

The foundation of success in Southeast's College of Science, Technology and Agriculture is a faculty of teacher-scholars supported by well equipped laboratories and the latest technology, which offer our students personalized study and research opportunities during their undergraduate studies.

- ▶ Our popular computer science bachelor's program is nationally accredited by the Computing Accreditation Commission of the Accreditation Board of Engineering Technology.
- ▶ Our popular marine biology program is one of the only inland programs in the U. S., creating an opportunity for students to combine a traditional college experience with the study of marine life because of our collaboration with the Gulf Coast Research Laboratory in Ocean Springs, Miss.
- ▶ Southeast's pre-med curriculum prepares students for the MCAT (Medical College Admission Test). Our students are accepted to medical school at a rate that is well above the national average.
- ▶ Our chemistry graduates consistently score at or above the 70th percentile on the Major Field Achievement Test in Chemistry.
- ▶ Our engineering physics program is nationally accredited by the Accrediting Board of Engineering and Technology (ABET), the sole accrediting body of engineering programs, which means that graduates of the program are eligible to become registered professional engineers.
- ▶ All of the bachelor of science programs in the Department of Industrial and Engineering Technology are nationally accredited.
- ▶ In addition to a 252-acre David M. Barton Agriculture Research Center, Agriculture students study at a 110-acre rice research station, a new irrigated turf plot facility, and a modern soil fertility laboratory.
- ▶ The School of Polytechnic Studies operates the 11,000-square-foot, climate-controlled Charles L. Hutson Horticulture Greenhouse.
- ▶ Our new cybersecurity program is the only one of its kind in Missouri. The U.S. Department of Labor estimates there will be 135,000 new jobs in this field by 2018—a 21 percent increase in Missouri alone.
- ▶ The innovative sustainable energy systems management major responds to world needs to address global warming, air pollution and ecosystem destruction.
- ▶ Southeast's pre-veterinary medicine program prepares students for admission to the College of Veterinary Medicine at the University of Missouri-Columbia.
- ▶ Mathematics faculty are actively involved in research and design projects of interest to students.



Graduates in
science and mathematics
enjoy a nearly
100%
placement rate.



SOUTHEAST MISSOURI STATE UNIVERSITY REDHAWKS ATHLETICS

Earl and Margie Holland School of

Visual and Performing Arts

Classic beauty and modern technology converge at Southeast's River Campus—Missouri's only campus dedicated exclusively to art, dance, music and theatre. Overlooking the Mississippi River, a Cultural Arts Center and transformed Seminary Building are now home to the Earl and Margie Holland School of Visual and Performing Arts. With the coming of this magnificent facility, the number of new students planning to major in the visual and performing arts doubled in one year.

- ▶ Art students have five interconnected art studios for painting, drawing, printmaking, fibers and design plus two computerized looms, as well as two presses in the printmaking studio and a computer design lab with the latest hardware and software available.
- ▶ Students find internships and professional experience at the Berkshire Theatre Festival, the Lucille Lortel Theatre in New York, the McLeod Summer Theatre or the University of Connecticut Summer Theatre and more.
- ▶ In 2008, the Golden Eagles Marching Band performed at the Edinburgh Military Tattoo in Scotland becoming only the second American university marching band to perform there twice.
- ▶ In addition to performances throughout the season, featuring world famous guest artists, the Southeast Missouri Symphony Orchestra exchanged music as well as culture in China when they performed concerts in Shanghai and Beijing in 2009.
- ▶ The River Campus gives students the opportunity to show their work in a variety of first-class venues: the 950-seat Donald C. Bedell Performance Hall is a proscenium theatre with spacious stage and backstage areas. The 200-seat Wendy Kurka Rust Flexible Theatre can be configured in unlimited ways for "black box" productions. The 200-seat Robert F. and Gertrude L. Shuck Music Recital Hall features nearly perfect acoustics. a student/faculty art gallery features technology that allows for the display of 3-D animation, as well as painting, prints, ceramics and sculpture. The Rosemary Berkel and Harry L. Crisp II Museum has an interactive educational theatre, art gallery for changing exhibitions and a permanent display featuring southeast Missouri.



Living on Campus

Southeast offers students 11 residence halls from which to choose. Each room has Internet access and cable TV. Nine dining areas are available with a variety of options. And, with more than 150 diverse organizations, students find plenty of opportunities to get involved.





Athletics Staff



Cindy Gannon
Senior Associate AD
Senior Woman Administrator



Brady Barke
Interim Associate AD
Compliance & Eligibility



Joyce Penny
Ticket Manager
Student Accountant



Marcia Hendrix
Assistant Ticket Manager
Insurance



Sharon Burgard
Director of Academic
Services



Kent Phillips
Coordinator of Facilities and
Event Management




Alfred Castillo
Head Athletic Trainer



Barb Kinsey
Athletic Development



Nate Saverino
Coordinator of Marketing
and Promotions



Ricky Zum Mallen
Graduate Assistant
Marketing



Dr. Beth Easter
Faculty Athletics
Representative



Ryan Johnson
Strength & Conditioning
Coach



Robby Rasco
Equipment Manager



Sara Cummings
Administrative Assistant



Megan Rottler
Graduate Assistant
Strength & Conditioning



Elizabeth Maldonado
Director of Business
Operations



Kelly Benacka
Graduate Assistant
Academic Services

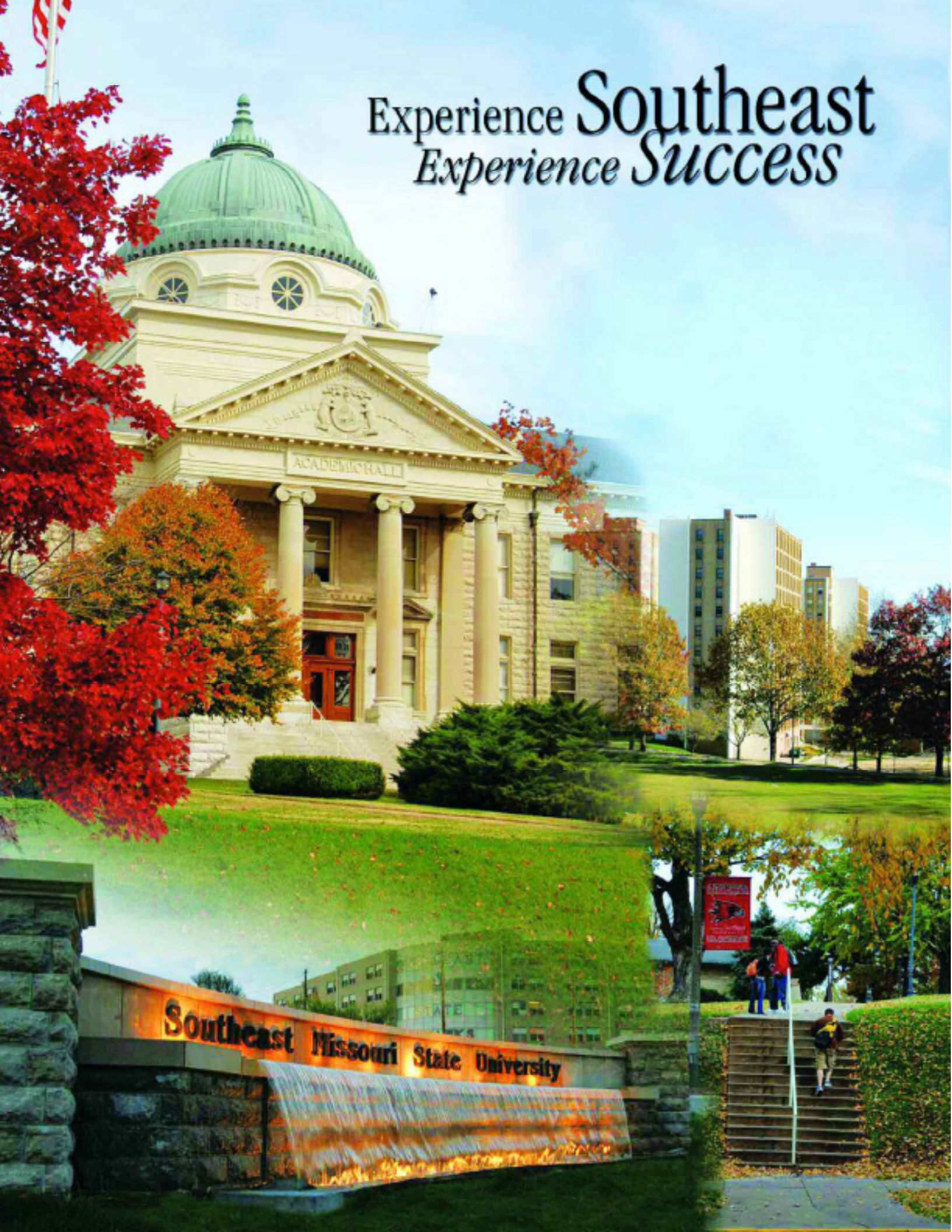


Emily Obergonner
Graduate Assistant
Academic Services



Andrew Salter
Graduate Assistant
Strength & Conditioning

Experience Southeast *Experience Success*





2013 BASEBALL SCHEDULE

DATE	OPPONENT	TIME
Feb. 15-17	New Orleans	6:30 p.m. /2 p.m./1 p.m.
FEB. 19	HARRIS-STOWE	3 P.M.
FEB. 20	MID-CONTINENT	5 P.M.
FEB. 22-24	NORTH DAKOTA STATE	3 P.M./2 P.M./1 P.M.
FEB. 26	SAINT LOUIS	3 P.M.
MARCH 1-3	ORAL ROBERTS	3 P.M./2 P.M./1 P.M.
March 5-6	Arkansas - Little Rock	6 p.m./3 p.m.
March 8-10	Belmont *	4 p.m./1 p.m./1 p.m.
MARCH 12	CREIGHTON	2 P.M.
MARCH 15-17	EASTERN KENTUCKY *	5 P.M./2 P.M./1 P.M.
March 19	Saint Louis	3 p.m.
March 22-24	Morehead State *	3 p.m./1 p.m./1 p.m.
March 27	Missouri State	3 p.m.
MARCH 28-30	UT MARTIN *	5 P.M./2 P.M./1 P.M.
April 2	Arkansas State	6:30 p.m.
April 5-7	SIU Edwardsville *	6 p.m./1 p.m./1 p.m.
APRIL 9	SOUTHERN ILLINOIS	5 P.M.
APRIL 12-14	AUSTIN PEAY *	5 P.M./2 P.M./1 P.M.
APRIL 16	ARKANSAS STATE	5 P.M.
April 19-21	Eastern Illinois *	3 p.m./1 p.m./1 p.m.
April 23	Southern Illinois	3 p.m.
APRIL 24	MISSOURI - ST. LOUIS	5 P.M.
APRIL 26-28	JACKSONVILLE STATE *	5 P.M./2 P.M./1 P.M.
April 30	Missouri	6 p.m.
May 3-5	Murray State *	3 p.m./2 p.m./1 p.m.
MAY 10-12	TENNESSEE TECH *	5 P.M./2 P.M./1 P.M.
MAY 16 -18	MEMPHIS	7 P.M./7 P.M./1 P.M.
May 22-25	OVC Tournament (Jackson, Tenn.)	TBA

All Times Central | Home Games in **BOLD**

Broadcast live on ESPN 1220 AM | * Conference Game

Home games held at Capaha Park

GoSoutheast.com | (573) 651-2113