



SOUTHEAST MISSOURI STATE REDHAWKS • 2013

SOCCER GUIDE



Southeast

Missouri State University™

Located

- ▶ Cape Girardeau, Mo.

Enrollment

- ▶ 11,729

Class Size

- ▶ Small classes with 98 percent of courses having fewer than 50 students

Academic Programs

- ▶ More than 200 areas of study including business, education, nursing, agriculture, science and technology, visual and performing arts

Athletics

- ▶ 15 NCAA Division I Teams



Table of Contents



Intro to Redhawk Soccer

Media Information	2-3
Missouri National Guard Field/Houck Stadium	4-5
Sports Medicine	6
Strength & Conditioning	7
Success Center.....	8-9
Community Service.....	10-11
President Dr. Kenneth W. Dobbins.....	12-13
Director of Athletics Mark Alnutt	14-15
Athletics Staff.....	16-17
Mission Statement	18

Season Preview

Season Outlook	20-23
Roster	24
TV/Radio Roster.....	25
Class Shots	26

Coaching Staff

Head Coach Heather Nelson	28-29
Assistant Coaches.....	30-31
Redhawks Soccer by the Numbers	32

Player Profiles

Returnees.....	34-49
Returnee Game-by-Game Statistics.....	50-55
Newcomers.....	56-60

Year in Review

2012 Review	62-63
2012 Final Statistics	64-65
Game Recaps.....	66-68

Opponents

2013 Opponents.....	70-74
---------------------	-------

This is the OVC

OVC History.....	76-80
OVC Members.....	81
2012 OVC Final Statistics	82-86

Records & History

Honors & Awards	88-89
Season Records.....	90
Career Records	91
Team Records.....	92
Yearly Statistics.....	93
Yearly Leaders	94
All-Time Results	95-97
All-Time vs. Opponent/ Opponent History	98-100
Postseason History	101
All-Time Letterwinners	102

This is Southeast

University Section	104-109
Remembering Meg Herndon.....	110

Credits

The 2013 Southeast Missouri Soccer Guide was written, edited and designed by Assistant Sports Information Director Chad Twaro. Editorial assistance provided by Sports Information Director Jeff Honza and Sports Information Assistant Sean Stevenson. Cover design and additional graphics assistance provided by Tonya Wells and Krista Mayfield. Photography by Marcus Panton, Aaron Eisenhower, Marc Mahnke, Keith Hente, Bill Barrett and Fred Lynch. Special thanks to opposing school sports information directors for submitting information to the opponents section of this publication.



SOUTHEAST MISSOURI STATE UNIVERSITY



SOCIAL MEDIA



Facebook.com/GoSoutheast
Facebook.com/SEMOFootball



@GoSoutheast
@SEMOFootball



Pinterest.com/
GoRedhawks



YouTube.com/
GoSoutheast Redhawks

Credentials

Credentials are required for entrance to the press box or access to the field (for photographers). To request season or single-game credentials, please contact the Southeast Missouri Sports Information Office by phone at (573) 651-2937 or e-mail at ctwaro@semo.edu. Credentials can be picked up at the ticket booth on the south side of Houck Stadium.

Photographers

Please observe NCAA regulations and shoot from the designated areas. Photographers are not permitted directly behind the nets and must display their credentials at all times.

Gameday Parking

There is no media parking at Houck Stadium. Radio and television affiliates should contact the Southeast Missouri Sports Information Office for unloading

information.

Postgame Procedure

The Southeast Missouri sports information staff will make Coach Nelson and requested student-athletes available to the media at the conclusion of each match.

Soccer E-Mail List

If you would like to be added to the Redhawk soccer e-mail list to receive breaking news about the team, please e-mail Chad Twaro (ctwaro@semo.edu). The official website, *GoSoutheast.com*, is the best source for up-to-date information about the team.

Interviews During the Week

Student-athletes and coaches are generally available after practice or upon request. Please provide the sports information office with at least 24 hours notice to coordinate interviews with

student-athletes and coaches.

Houck Stadium Press Box

Press facilities are in the Houck Stadium Press Box located on the top of the south side of the stadium. The press box is a two-level facility, so please use caution when walking up and down the stairs.

OVC Digital Network

Fans can watch select Southeast Missouri home soccer matches free of charge online at *OVCDigitalNetwork.com*. KFVS12 will provide the Redhawks home soccer webcasts this season.

Southeast Missouri Sports Information

One University Plaza MS 0200
Cape Girardeau, MO 63701

Phone: (573) 651-2294

Fax: (573) 651-2810

Website: GoSoutheast.com



Jeff Honza
Director



Chad Twaro
Assistant Director



Sean Stevenson
Assistant



2013-14 Sport Assignments

Jeff Honza, Director

Football, Men's Basketball, Softball,
Women's Tennis

Office: (573) 651-2933

Cell: (618) 528-1145

Email: jhonza@semo.edu;

redhawk1@me.com

Chad Twaro, Assistant Director

Secondary Football Contact,
Women's Soccer, Women's Basketball,
Gymnastics, Outdoor Track & Field

Office: (573) 651-2937

Cell: (573) 979-4307

Email: ctwaro@semo.edu

Sean Stevenson, Assistant

Cross Country, Volleyball,
Indoor Track & Field, Baseball

Office: (573) 651-2294

Cell: (314) 620-0855

Email: sstevenson@semo.edu



GOSOUTHEAST.COM





SOUTHEAST MISSOURI STATE UNIVERSITY



When soccer was first introduced at Southeast, the team played its home matches at the Intramural Fields on the north end of campus with hopes of eventually moving to Houck Stadium.

On Oct. 10, 1999, Southeast hosted its first home soccer game at Houck Stadium vs. Tennessee Tech. The match marked the beginning of a successful history at the current home of the Redhawks.

Southeast has experienced great success at Houck Stadium, posting a 78-29-14 record there. The stadium also played host to Southeast's shootout victory over Samford in 2007, which secured the Redhawks second-straight OVC Tournament crown and NCAA Women's Soccer Cup berth. Houck Stadium has also served as host to the 2001, 2002 and 2011 OVC Women's Soccer Championships.

The 2012 season saw a massive uptick in attendance. Four of the Redhawks'

top-10 attendance figures in program history were set that year, including a school record 841 against Evansville on Sept. 11.

Houck Stadium underwent a huge makeover, as a new Field Turf playing surface, state-of-the-art Daktronics video scoreboard and new lighting were installed prior to the 2011 season. The facility was also re-painted, giving the home to Redhawk Football and Soccer a dazzling look.

The facility was built in 1930 at a cost of \$150,000 and it remains a beautiful and picturesque stadium today.

Houck Stadium was constructed on the site of an old rock quarry and was purchased in 1925 for \$11,000 at the recommendation of then-college President Joseph A. Serena.

Ten thousand bags of Portland Cement, 23,000 feet of Oregon Fir seat lumber and 150,000 feet of Yellow Pine Form lumber were used in the construction, according to an ad in the Houck Stadium dedication program. The original stadium included 5,240 seats on the south side of the field.

The field and stadium were named in honor of Louis Houck, who served 39 years as a Regent for the University and President of the Board for all but three of those years.

Seating on the north side of the stadium was added prior to the 1963 season. The press box was later constructed on the south side in 1979.

Approximately 400 chairback seats were added to a center section on the south side of the stadium in 1992.

In 2000, the initial Field Turf playing field was added and the exterior of the facility was resurfaced. Improvements were also made to the press box.

More upgrades took place in the fall of 2005. Those included a paved parking area adjacent to the east end zone and new parking and landscaping areas surrounding the outside of the stadium.

A state-of-the-art dormitory was added to the west end of Houck Stadium within the last four years. The ground floor of that building houses a locker room and athletic training room which the football program uses on gamedays.

Missouri National Guard Field at Houck Stadium

Missouri National Guard Field at Houck Stadium



Top 10 Women's Soccer Attendances at Houck Stadium

- 1) Sept. 11, 2012 vs. Evansville (841)
- 2) Nov. 9, 2001 vs. Murray State (825)*
- 3) Aug. 24, 2012 vs. UMKC (718)
- 4) Sept. 30, 2011 vs. Eastern Illinois (602)
- 5) Aug. 19, 2012 vs. Saint Louis (571)
- 6) Nov. 10, 2002 vs. Eastern Illinois (535)*
- 7) Aug. 17, 2012 vs. Illinois State (514)
- 8) Aug. 28, 2011 vs. Arkansas State (483)
- 9) Aug. 10, 2008 vs. Morehead State (456)
- 10) Nov. 11, 2001 vs. Eastern Illinois (435)*

* OVC Tournament Match





SOUTHEAST MISSOURI STATE UNIVERSITY



Prevention. Treatment. Rehabilitation. Education. Those are the four primary phases of athletic training, and the Southeast Missouri athletic training staff strives to fulfill all of those areas when working with student-athletes on a daily basis.

Southeast student-athletes are offered the best care possible by the athletic training staff. Head Athletic Trainer Alfred Castillo directs the Sports Medicine department which includes four full-time athletic trainers, six graduate assistants and several student assistants. The staff serves student-athletes around-the-clock at numerous facilities on campus.

The athletic trainers begin treatments and rehabilitation starting as early as 6 a.m., and are available until the last student-athlete is through. There are currently four athletic training facilities on campus. The staff treats out of the Rosengarten Athletic Complex, where the primary training room is located. There are two other satellite athletic training rooms, including one at Houck Field House and one at the Show Me

Center.

The Southeast athletic training rooms are equipped with stationary bikes, hand weights, therapeutic modalities and the latest physical therapy equipment. Each component is strategically designed to not only give the student-athlete the best care, but also to aid in returning to competition as quickly as possible.

Southeast Athletic Training has strong working relationships with local physicians and two hospitals in Cape Girardeau. It is from these hospitals that the Athletic Training department is assisted by four orthopedic physicians.

The Southeast Athletic Training program prides and commits itself to providing the best comprehensive, personalized and efficient healthcare to its student-athletes. Delivery of healthcare focuses on the prevention and management of athletic-related injuries or illnesses, while adhering to the National Athletic Trainers' Board of Certification Standards of Professional Practice. Our high quality of athletic healthcare is provided in combination with the education of athletic training students.





Southeast Missouri's Strength and Conditioning program is committed to developing the total student-athlete through their experiences within a competitive training environment.

This will be accomplished by focusing on reducing the risk of injury and maximizing athletic potential through individual evaluation and program design.

Training Principles for Southeast Athletes:

1. Reduce the risk of injuries

- If a student-athlete is injured, he/she will not be able to compete at practice or games.

2. Ensure the athletes are prepared to compete

- It is our responsibility to best manage all stressors that are placed on the student-athletes body in order to achieve the best results on the playing field.

3. Maximize athletic ability

- We challenge each athlete, both physically and mentally, in order to achieve optimal results.

Exercises for Southeast Athletes are based on the following Principles:

1. Ground Based Movements

- Athletes compete with their feet on the ground, and therefore, should train that way. The ability to produce force against the ground determines how fast athletes can run and how high they can jump.

2. Three-Dimensional Movements

- Athletes must be able to stabilize themselves in all planes of movement. A fancy way of saying we use free weights (barbells/dumbbells vs. machines).

3. Multi-Joint Movements

- Very rarely in sport do athletes isolate one single joint at a time. Athletes can train more muscle mass at the same time.

The Southeast Missouri Strength and Conditioning program is under the direction of Ryan Johnson.

Redhawk student-athletes use various training facilities located inside the Student Recreation Center South.





SOUTHEAST MISSOURI STATE UNIVERSITY



The Redhawk Success Center offers Southeast Missouri student-athletes a place to study and develop as students and campus leaders.

It is located in the Student Recreation Center, just south of Houck Stadium. The Redhawk Success Center offers a computer lab with 18 work terminals, study areas and rooms for group meetings.

The area is under the guidance of Director of Academic Services Sharon Burgard, Assistant Courtney Lawson and Graduate Assistants Emily Obergöenner and Caitlyn Bamberger.

The beautiful facility has enhanced the outstanding work in the classroom already enjoyed by Southeast student-athletes. Last year, the Redhawks combined for a 3.12 cumulative grade point average in the fall and spring semesters. Over 60 percent of all student-athletes recorded a 3.0 or higher GPA. Thirteen of Southeast's 15 intercollegiate athletic teams recorded a team GPA over 3.0. The gymnastics

team posted the best overall mark with a 3.85. In all, 16 student-athletes achieved a perfect 4.0 GPA.

Tutors are available for all student-athletes as needed. In addition, both attendance and academic progress is monitored through regular checks with faculty.

A special course is required for all first time student-athletes at Southeast. The course, which offers three credit hours, is part of a comprehensive program developed to address study skills and life skills topics, and thus, enhance retention and academic success for student-athletes.

Entering student-athletes are evaluated for academic preparedness and assigned to appropriate categories. Student-athletes can also receive individualized academic programs which include meeting with a mentor bi-weekly to discuss academic progress.

The Success Center staff works to get athletes involved in campus and community projects, as well. This is done to provide a support structure and greater opportunity for academic success.

Through the NCAA's CHAMPS/Life Skills Program, the Success Center gives student-athletes personal and professional skills in order to facilitate successful and productive futures.

2012-13 Notables

- Southeast Missouri finished third in the OVC Commissioner's Cup for the 2012-13 school year. The third-place finish was the Redhawks highest in school history. Southeast accumulated a total of 104.25 points in the overall voting.
- Southeast student-athletes combined for a 3.12 cumulative grade point average in the fall and spring semesters. A total of 192 student-athletes recorded a 3.0 or higher GPA, accounting for 60 percent of all student-athletes. Sixteen Redhawks earned a perfect 4.0 GPA in 2012-13.
- In all, 63 student-athletes received their degrees, including 15 in the fall and 48 in the spring.

Success Center

- The Redhawks won four academic team awards and had five CoSIDA/Capital One Academic All-District selections in 2012-13. The gymnastics team was second in the nation with a 3.73 GPA in the National Association of Collegiate Gymnastics Coaches/Women; the women's cross country team earned United States Track and Field and Cross Country Coaches Association All-Academic honors after ranking fifth in the nation with a 3.72 GPA; the men's cross country team ranked 11th in the nation with a 3.48 GPA to earn USTFCCCA All-Academic honors; and the women's soccer team won a National Soccer Coaches Association of America team academic award after ranking 13th in the nation with a 3.55 GPA.
- Southeast's football, women's soccer and women's tennis teams won the OVC Team Sportsmanship Award. Southeast's three sportsmanship awards tied for most in the conference in 2012-13.
- Southeast's women's gymnastics team earned an NCAA Public Recognition Award for academic performance. The gymnastics team posted a perfect 1,000 score and won the award for the third-straight year. Eight other Redhawk teams, including volleyball, men's cross country, women's cross country, women's tennis, women's outdoor track, women's indoor track, women's soccer and baseball also exceeded the national average in multi-year APR (974).
- Thirteen of Southeast's 15 teams achieved a cumulative grade point average over 3.0, including all 10 women's programs.



Academic Excellence





SOUTHEAST MISSOURI STATE UNIVERSITY



Student-athletes and coaches at Southeast Missouri are dedicated to giving back to the community that so generously supports them.

Redhawk soccer student-athletes have opportunities to participate in a variety of community service activities each year. Community involvement helps provide a support structure and greater opportunity for academic success.

We are proud of the level of commitment shown by our student-athletes and always encourage them to participate in community service projects here at Southeast.

Community Service

Redhawks and Nike



The Southeast Missouri Department of Athletics entered into a five-year agreement with Nike on Oct. 6, 2010 -- the leading brand in collegiate athletics -- to be the official uniform, apparel and footwear provider for the Redhawks 15 sport programs.

Included in the deal are new home and away uniforms. The Redhawks wear the same model uniforms worn by Ohio State, Florida, Missouri and other Bowl Championship (BCS) Nike programs. Southeast donned its new uniforms for the first time in 2010.

The Beaverton, Ore. based company provides uniforms, practice and training gear, headwear and footwear for all Redhawk sports. This agreement provides a mid-six figure savings for the Southeast Department of Athletics over five academic years. LIDS Team Sports administers the agreement.

"LIDS Team Sports is thrilled to have the opportunity to share its vision of quality, competitive pricing and unmatched customer service to Southeast Missouri State University through this agreement," said Paul Brunelle, Director of LIDS Team Sports Impact U. "We value this relationship and are honored to be partnered with the Redhawks."

NIKE, Inc., based near Beaverton, Ore., is the world's leading designer, marketer and distributor of authentic athletic footwear, apparel, equipment and accessories for a

wide variety of sports and fitness activities. Since 1999, Nike has owned the top spot in the Collegiate Licensing Company's (CLC) collegiate apparel and royalties rankings.

The high-quality performance product provided by Nike gives Redhawk teams a competitive advantage.





SOUTHEAST MISSOURI STATE UNIVERSITY



Dr. Kenneth W. Dobbins became the seventeenth president of Southeast Missouri State University on July 1, 1999 after serving as the University's Vice President of Finance and Administration from 1991 to 1993, and Executive Vice President from 1993 until his appointment as president. He previously held several positions in higher education administration at Kent State University in Ohio.

During his tenure at Southeast, academic programs have been enhanced including the establishment of the College of Science, Technology, and Agriculture and the Earl and Margie Holland School of Visual and Performing Arts which opened in Fall 2007 on the new River Campus. A comprehensive review of all academic and non-academic programs has been accomplished to maintain quality and minimize student fee increases in the face of significant state appropriation reductions. Southeast continues to be recognized nationally for many of its outstanding accredited academic programs. For the ninth year in a row, Princeton Review recognized the Master of Business Administration program on its list of "Best Business Schools." GetEducated.com listed Southeast #1 on the list of "Top 10 Ranked Best Values Online

MBAs-AACSB-Accredited"; Southeast is recognized in the top tier of the Midwest best regional universities in U.S. News Best Colleges for 2013; and Southeast was again named among the "Best in the Midwest" by Princeton Review. Additionally, StateUniversity.com ranked Southeast the safest public college campus in Missouri, Militaryfriendlyschools.com lists Southeast among the top schools that embrace veterans as students, and recent freshmen survey data indicate that new students applied only to Southeast at a rate three times the national average.

Enrollment has increased significantly since a 20-year-low in 1994 when some 7,900 students attended Southeast. In Fall 2005, enrollment topped 10,000 for the first time, and stood at more than 11,700 in 2012. Additionally, record enrollments in higher education have occurred in the University's 25-county service region during his tenure due to the establishment of new regional campuses in Sikeston and Kennett and a higher education center at Perryville serving place-bound students in and near those rural communities.

During Dr. Dobbins' presidency, more than \$300 million in capital construction and building improvement projects have enhanced the University. The Seabaugh Polytechnic Building and the \$58 million River Campus were constructed. Additionally, The Douglas C. Greene Center for Innovation and Entrepreneurship to promote entrepreneurship and enhance the region's economy opened on the campus in 2005; Southeast dedicated its new, state-of-the-art David M. Barton Agriculture Research Center in 2009; two new 300-bed residence halls were constructed in 2002 and 2009; and the University currently is in the midst of more than \$90 million in capital renovation for maintenance and repair projects including the renovation of the historic 107-year-old Academic

Hall, the remodeling and upgrades to the Magill and Rhodes sciences complex, a new residence hall on the north end of campus, and a new classroom/residence hall building at the River Campus.

Dr. Dobbins has served a two-year term as president of the Missouri Council on Public Higher Education (COPHE), the organization for presidents and chancellors of Missouri's public colleges and universities, and is the senior member of the organization. In 2007, he was selected to serve a three-year term on the American Association of State Colleges and Universities (AASCU) Board of Directors, an organization which represents over 420 U.S. public college and university members and more than 3.7 million students or 56 percent of the enrollment at all public four-year institutions. He was elected Secretary-Treasurer of the organization in 2008, chaired the organization in 2010-2011, and currently serves on the executive committee as past chair of the AASCU Board. Also, for the past nine years, he has served as one of four faculty members for the week-long AASCU New Presidents' Academy, and currently chairs the Finance Committee of the American Academic Leadership Institute. He previously served three years as president of the Ohio Valley Conference and is currently a member of the Conference finance subcommittee. In addition, he is a vice president of the executive board of the Greater St. Louis Council, Boy Scouts of America, and was elected by local council associates to serve on the National Council, Boy Scouts of America. In 2010, he was awarded the Silver Beaver Award, the highest honor bestowed upon a Boy Scout volunteer by a council.

He earned his B.S. degree in accounting from the University of Akron (Ohio) in 1971 and served as a commissioned officer and civilian executive in the U.S.

President Dr. Kenneth W. Dobbins

President Dr. Kenneth W. Dobbins

Air Force for almost 10 years. He received the M.B.A. degree in 1979 from Old Dominion University (Virginia), and the Ph.D. in higher education administration in 1987 from Kent State, where in 2011, he was awarded the Alumni Leadership Award for the College of Education, Health and Human Services Annual Hall of Fame Awards. He is also a Certified Public Accountant in Ohio.

Dr. Dobbins and his wife, Jeanine Larson Dobbins, Founder and Director Emeritus of the Missouri Statewide Early Literacy Intervention Program based at Southeast, have a son, Paul, and a daughter-in-law, Stacey, who are both Southeast graduates, and two grandsons, Lincoln Kenneth and Brady Larson



Board of Regents



Doyle L. Privett
President



Kendra Neely-Martin
Vice President



Donald "Brad" Bedell




Daren Todd



Tom M. Meyer



Jay Knudtson



Kevin J. Magnan
Student Representative



SOUTHEAST MISSOURI STATE UNIVERSITY



The Southeast Missouri State University Department of Athletics is on the rise under the leadership of Mark Alnutt.

Alnutt begins his second year at Southeast after officially taking over as Director of Athletics on April 19, 2012.

When Alnutt speaks, you will often hear him say, "academic excellence," "social development," "competitive success," and the "I-55 Corridor."

The first three are the core values of Southeast's mission, and the latter is the stretch between St. Louis and Memphis which is so important from a branding, recruiting and fundraising standpoint. Alnutt successfully hit all of those areas among other things over the course of a productive 2012-13 campaign.

Academically, Southeast student-athletes combined for a 3.12 cumulative grade point average in the fall and spring semesters. A total of 192 individuals recorded a 3.0 or higher GPA, accounting for 60 percent of all student-athletes. Thirteen of the Redhawks 15 teams achieved a cumulative grade point average over 3.0, including all 10 women's programs.

In line with academics, Alnutt constantly encourages Southeast coaches and student-athletes to be visible in the community. Student-athletes logged over 1,000 hours of community service in such projects as Pink Up Cape, Feed My Starving Children, Project Homeless Connect and Cape Girardeau Adopt-A-Street last year.

Competition wise, the Redhawks placed third in the Ohio Valley Conference Commissioner's Cup, earning their highest finish in history of the award. The women's track & field team captured the OVC Indoor Championship and the volleyball team won the OVC West Division. Southeast's men's basketball team finished second in the OVC West Division and turned in its first winning season since 2004-05, as well.

Alnutt was the driving force behind securing the first-ever NCAA football game at the new Busch Stadium in St. Louis. Longstanding regional-rivals Southeast Missouri and Southern Illinois will meet in that matchup on Sept. 21, 2013.

Total giving to athletics also increased by more than 12 percent under Alnutt. As a result, the department raised over \$350,000 through various fundraising initiatives.

Alnutt launched the inaugural Redhawks Road Trip which served as a series of outreach events to give fans, alumni, supporters and community members the opportunity to meet coaches, student-athletes and administration from Southeast Athletics. Stops were made to a number of different locations along the "I-55 Corridor" from May to June.

Prior to accepting his first job as Director of Athletics, Alnutt served as the Senior Associate Athletics Director at the University of Missouri.

Alnutt was the administrative liaison for football; supervised track and field, cross country, gymnastics and golf; spearheaded the department's project management team; served as the primary point person for the Athletic Department, overseeing all aspects of facility project master planning, development, management and implementation; and was involved with external department operations, including development, game operations, marketing, media relations, Mizzou Sports Properties



Director of Athletics Mark Alnutt

Director of Athletics Mark Alnutt

and ticket operations.

Alnutt also managed postseason travel arrangements for each of the University of Missouri's 20 intercollegiate sport programs. He oversaw Missouri's Nike contract, the Big Wheels and Flying Tiger programs and the department's relationship with Old Hawthorne Golf Club. In 2009, he managed a \$5 million video board project through the University of Missouri Sports Complex with the centerpiece being a new board at Faurot Field. He also oversaw the design and construction of the new Golden Girls/ Gymnastics practice facility in the fall of 2011. Alnutt was actively involved in the solicitation and stewardship efforts of capital gift giving, as well.

Alnutt spent six years at the University of Missouri as director of football operations, adding an assistant athletic director title prior to the 2005-2006 season. In that role, his duties included coordinating the team's travel plans, overseeing the football budget, handling compliance issues, scheduling of facilities, assisting with recruiting operations and managing the day-to-day operations of the football program.

He coordinated public relations and community service events for football, and oversaw all organizational aspects for the University of Missouri's trips to the 2003 and 2005 Independence Bowl games played in Shreveport, La. He also represented the football program as part of the design team that planned the \$16 million expansion and renovation project which turned the Tom Taylor Building into the Missouri Athletics Training Complex.

Alnutt was a three-year letterman for the University of Missouri as a linebacker and tight end from 1993-1995 and was voted the team's champion of the year as a senior. He earned a degree in sociology in 1995 and went to work for Major Brands



as a senior salesman in Kansas City from February 1996 to August 1997. He returned to the University of Missouri to pursue a master's degree in public administration with an emphasis on sports psychology. He joined the Missouri football staff in 1998 as an administrative/video graduate assistant. Alnutt completed his master's degree in May 2000 and took over as director of football operations that August.

A native of Kansas City, Alnutt served as president of the board of directors for Big Brothers/Big Sisters of Boone County and was selected to participate in the 2002-2003 NCAA Leadership Institute for Ethnic Minority Males. In June 2005, he was recognized by Columbia Business Times as one of the Columbia's 40-Under-40 business leaders for his work in the community.

He has participated in the Division I-A Athletic Director's Institute, attended the NACDA Mentoring Institute and chaired

the NCAA Women's Gymnastics committee. In 2010, he was the recipient of an Outstanding Chancellor's Staff recognition and the Barbara S. Uehling Award for Administrative Excellence at the University of Missouri.

More recently, Alnutt was selected to serve a four-year term on the NCAA Minority Opportunities and Interests Committee, effective Sept. 1, 2013.

The NCAA Minority Opportunities and Interests Committee (MOIC) was formed by the Association in January 1990 to review issues related to the interests of ethnic minorities and women. These issues focus on the education and welfare of minority student-athletes, as well as the enhancement of opportunities for ethnic minorities and women in coaching, athletics, administration, officiating and the NCAA governance structure.


Alnutt and his wife, the former Kate Hankins, are the parents of four children, Jaren, Kinleigh, Mason and Aidan.




SOUTHEAST MISSOURI STATE UNIVERSITY



Cindy Gannon
Senior Associate Director of
Athletics/Senior Woman
Administrator




Rachel Blunt
Assistant Director of
Athletics for Compliance




Nate Saverino
Assistant Director of
Athletics for External Affairs



Sara Cummings
Administrative
Assistant



Elizabeth Maldonado
Director of Business
Operations



Marcia Hendrix
Assistant Ticket Manager/
Insurance




Barb Kinsey
Administrative Assistant
for Development



Alfred Castillo
Head Athletic
Trainer




Ryan Johnson
Strength & Conditioning
Coach



Jeff Honza
Sports Information
Director



Kent Phillips
Coordinator of Facilities
& Event Management




Sharon Burgard
Academic Services
Coordinator




Beth Easter
Faculty Athletics
Representative



Courtney Lawson
Academic Services
Assistant




Maria Dominguez
Assistant Athletic
Trainer




Ben Fox
Assistant Athletic
Trainer



Amanda Martin
Assistant Athletic
Trainer



Christopher Brown
Assistant Director
of Compliance




Chad Twaro
Assistant Sports Information
Director




Steve Bieser
Head Baseball
Coach



Dickey Nutt
Head Men's
Basketball Coach



Ty Margenthaler
Head Women's
Basketball Coach




Ryan Lane
Head Cross Country
Coach/Assistant Track &
Field Coach



Tony Samuel
Head Football
Coach



Kristi Ewasko
Head Women's
Gymnastics Coach



Lana Richmond
Head Softball
Coach



Eric Crumpecker
Head Track & Field
Coach




Julie Yankus
Head Volleyball
Coach

Athletics Staff

Athletics Staff




Kodie Bennett
Cheerleading
Coach



Tatianna Parham
Sundancers
Coach




Dillon Lawson
Assistant Baseball
Coach



Lance Rhodes
Assistant Baseball
Coach



Jesse Evans
Assistant Men's
Basketball Coach



Jamie Rosser
Assistant Men's
Basketball Coach



Jon Cremins
Assistant Men's
Basketball Coach




Ben Coomes
Assistant Women's
Basketball Coach



Heather Ezell
Assistant Women's
Basketball Coach



LaToya Howell
Assistant Women's
Basketball Coach



Tim McGuire
Assistant Football
Coach



Brian Mohnsen
Assistant Football
Coach



Sarah Shire Brown
Assistant Women's
Gymnastics Coach



Sarah Willis
Assistant Softball
Coach




Stephanie Mata
Assistant Softball
Coach



Matt Koelling
Assistant Track &
Field Coach




Kayani Turner
Assistant Volleyball
Coach



Nikki Buchholz
Assistant Volleyball
Coach




Robby Rasco
Equipment Manager



Emily Obergoenner
Graduate Assistant
Academic Services




Melinda Broeren
Graduate Assistant
Athletic Trainer



Cody Fletcher
Graduate Assistant
Athletic Trainer



Ben Krueger
Graduate Assistant
Athletic Trainer




Ricky Zum Mallen
Graduate Assistant
Marketing & Promotions



Sean Stevenson
Sports Information
Assistant



Megan Rottler
Graduate Assistant
Strength & Conditioning



Andrew Salter
Graduate Assistant
Strength & Conditioning





SOUTHEAST MISSOURI STATE UNIVERSITY



The mission of Southeast Missouri State University Department of Athletics is to provide a first class, student-athlete centered collegiate experience emphasizing the core values of academic excellence, social development, and competitive success. The Department of Athletics strives to compete at the highest possible level in the Ohio Valley Conference and other conference affiliations. The principles of integrity, student welfare, sportsmanship, ethical conduct, rules compliance, equity and diversity, and the prudent management of resources are the foundation on which we operate.



Mission Statement



SOUTHEAST MISSOURI STATE UNIVERSITY



2013 PREVIEW

IN THIS SECTION ...

- » Season Outlook
- » Roster Breakdown
- » TV/Radio Roster
- » Redhawks by Class



SOUTHEAST MISSOURI STATE UNIVERSITY

The Southeast Missouri soccer team battled through a difficult 2012 season with heavy hearts and grew leaps in bounds in the process.

After sitting outside of the Ohio Valley Conference Tournament field with less than a month remaining, the Redhawks caught fire at the end of the year. A six-match unbeaten streak propelled Southeast to the OVC Tournament semifinals, where it stood toe-to-toe with eventual champion UT Martin before falling 1-0. Still, in a season that saw the entire community cope with the death of defender Meg Herndon, the 2012 campaign ended on a high note.

Entering this fall, the Redhawks are shaping up to have one of their deeper teams. Twenty-five players dot Southeast's roster, 14 of whom lettered last fall. Six true sophomores are among the letter winners, a group that matured into vital players during the Redhawks'

late season surge and one they are hoping takes another step forward in 2013.

"Our sophomore class is talented and they gained a lot of experience last season," Southeast head coach Heather Nelson said. "We will count heavily on them to contend for a conference title."

Six regular starters return to the mix and a total of 14 players who started at least one match are back on campus this fall. The returners account for 17 of Southeast's 22 goals, 18 of its 24 assists and 52 of 68 points on the offensive end. The Redhawks return multiple starters at all field positions and boast a former first-team All-OVC goalkeeper to boot.

Goalkeeper

In her lone season with the Redhawks, Renee Kertz etched her name into the record book. The converted softball player tied

the school record with an .882 save percentage, the sixth-best figure in the country, while her 0.75 goals against average ranked fifth in school history.

With Kertz graduated, the focus shifts back to experienced senior **Ashton Aubuchon (Florissant, Mo./Hazelwood West HS)**. Aubuchon has started 39 matches in three seasons. Her name appears in the Redhawks' career records in solo shutouts (t-2nd; 15), wins (3rd; 21), goalkeeper minutes played (3rd; 3,625) and saves (4th; 153).

While the 2012 season was a bump in the road for her performance wise, she earned OVC All-Newcomer and first-team All-OVC honors in her freshman and sophomore seasons, respectively. She started 32 of 37 matches in her first two seasons and went 20-12-2 with a 0.99 goals against average and 14 solo shutouts.

"Expectations are very high for

Ashton this year," Nelson said.

"She spent the summer improving herself athletically. I anticipate this year will be the best performance of her collegiate career. Overall, I think our goalkeeping position is strong with quality depth."

Supporting Aubuchon in goal is freshman **Lauren Meyer (Germantown, Wis./Germantown HS)**. Meyer backstopped her North Shore United club team to two state titles and was a two-time all-conference pick at the prep level.

Defense

A year ago, both ends of the eligibility spectrum made an impact on a defense that finished third in the OVC in goals against average (0.85) during conference play while posting seven shutouts overall (t-3rd). Returning starters **Amy Harrington (Granite City, Ill./Granite City HS)** and **Paige Luehmann (Granite City, Ill./Granite City HS)** return to the back line trying to build on strong freshman campaigns.

In addition to forming the nucleus of a strong defense, the duo's skill level was a vital cog in the Redhawks' attack. Both finished the year with four points. Luehmann led the team with four assists and earned a spot on the OVC All-Newcomer Team while Harrington tallied two goals and was named to the OVC All-Tournament Team.

"Amy and Paige had excellent freshman seasons," Nelson said. "They will be counted on heavily to provide guidance and leadership to our central defenders. They both have a solid tactical understanding and are technically strong players who have gained



Ashton Aubuchon

Season Outlook

Season Outlook

considerable experience.”

The focus entering fall camp will be on replacing departed All-OVC seniors Hayley Abbott and Ali Bauer in the middle. Abbott was the OVC Defensive Player of the Year and finished her career as the school record holder in career starts (76) and minutes played (6,789) while Bauer earned second-team All-OVC honors last fall.

Two returners make up a portion of the competitors looking to anchor the middle of the Redhawks' defense. Sophomore **Ashley Brendel (St. Louis, Mo./Nerinx Hall HS)** saw the field in 13 matches after joining the team as a walk-on last fall. **Ellie Hight (Bakersfield, Calif./Liberty HS)** has battled injuries in her first two seasons, but appeared in five matches and started once in 2012.

Brendel transitioned to defense from forward during the spring with promising results. At 5-11, she possesses ideal size to clear away dangerous opportunities through the air and her heavy shot can still be a weapon on the attack from this position.

Brendel isn't the only forward who is transitioning to the back line. After three years on the attack, senior **Jacey Boyko (O'Fallon, Mo./St. Dominic HS)** is pressing for minutes as a defender. Boyko tied for the team lead with seven points a year ago. Her recovery speed and possession skills provide another weapon on the back end. Fellow senior **Stephanie Palmer (Marion, Ill./Marion HS)** is also in the mix for playing time on the back line and at midfield, where she played all 21 contests (15 starts) a year ago.

Another player to keep an



Paige Luehmann

eye on is junior **Kylie Seyer (Jackson, Mo./Jackson HS)**, who transferred to Southeast in the spring after a two-year career at Kaskaskia College. She logged heavy minutes for a team that went a collective 30-6-2 in that time, earning second-team all-region honors last year. Her play at Southeast during the spring season provided a chance to learn the Redhawks' system as they try and sort out the defense.

Talented freshmen **Christina Rohde (St. Louis, Mo./Notre Dame HS)** and **Bridget Sankey (Brisbane, Australia/Loretto College Coorparoo)** will also compete for playing time, if not an outright starting spot. Rohde is a former regional defensive player of the year at Notre Dame High School while Sankey has a wealth of international playing experience going back to 2009.

“Our positions in central defense are wide open due to the graduation of Hayley and Ali,”

Nelson said. “The center back spots will be highly contested between two returning players in Ashley (Brendel) and Ellie. We envision Kylie contributing there after joining us in the spring. We also have two technical and talented incoming freshmen in Christina and Bridget.”

Southeast has one more newcomer on defense who could make an impact down the road in **Amber Cholevik (Granite City, Ill./Granite City HS)**. An injury derailed her senior year at Granite City High School and will be redshirted this fall, but she was a key player in her high school's state championship run during her sophomore season.

The Redhawks have one more option on the back line in sophomore **Storm French (Perryville, Mo./St. Vincent HS)**, who appeared in 17 contests a year ago. French was a former state defensive player of the year in high school, but she transitioned

to forward at the end of last season and is projected to stay with the attacking unit entering fall camp.

Midfield

A spring injury means Southeast will open the season without its leading goal scorer from a year ago. Despite the setback, the Redhawks believe they have enough depth and versatility to sustain the loss until her eventual return.

Junior **Torey Byrd (Columbia, Ill./Columbia HS)** led the Redhawks with six goals, all against OVC opponents, a year ago. She came up big down the stretch, netting four goals during Southeast's six-match unbeaten streak that propelled it to the OVC Tournament semifinals.

An injury sustained in spring camp has Byrd on the shelf entering the fall, but there is reason to believe that she will be



SOUTHEAST MISSOURI STATE UNIVERSITY

back on the field anchoring the midfield by conference play.

"Torey was one of our best performers down the stretch and was dominant for us as a leader in central midfield at the OVC Tournament," Nelson said. "She had a major setback in the spring due to a knee injury, but I expect Torey to make considerable gains and be a significant contributor come OVC time. Knowing Torey as I do, I can honestly tell you that she will control every factor she can to play at the highest possible level for her team."

In the meantime, Southeast boasts three returners with starting experience at the position in Palmer, junior **Taylor Byrd (Columbia, Ill./Columbia HS)** and sophomore **Jenna Collingridge (New South Wales, Australia/Cootamundra HS)**. The trio combined for 33 starts and 3,096 minutes at midfield a year ago. Palmer, who has experience at forward, has five career goals

while Taylor Byrd, Torey's older sister, netted a goal of her own last year. Collingridge grew more comfortable as the year wore on, starting seven of Southeast's final eight matches and logging 65 or more minutes in each start. She also flashed some offensive ability and finished the year with one assist.

"Stephanie and Taylor both bring experience and consistency to the central midfield position," Nelson said. "Jenna's creativity and technical ability started to shine later in the season as her conditioning paralleled her skill level."

The Redhawks may dip into the forward unit from last year to play minutes at this spot. Junior **Kasey Crowden (Jackson, Mo./Jackson HS)** tied for second on the team in scoring with seven points on two goals and three assists. All seven of Crowden's points came during the Redhawks' late season push. Her possession

skills and ability to serve playable balls into the attacking area can serve the team well both up top and in midfield.

Southeast's versatile recruiting class is highlighted by the options it provides in midfield. As many as five freshmen could see playing time in midfield in Christina Rohde, **Kaitlin Kuznacic (Cedarburg, Wis./Cedarburg HS)**, **Jennifer Antonacci (St. Louis, Mo./Cor Jesu Academy)**, **Abby Klintworth (Chatham, Ill./Glenwood Senior HS)** and **Natasha Minor (De Pere, Wis./De Pere HS)**.

Rohde has the skills to play defense or midfield and will compete for time in both spots. Minor, whose attacking mentality could earn her minutes at forward, was a four-year letter winner at De Pere High School and helped her North Shore United club team win two state championships during her prep career. Minor's club teammate, Kuznacic, also

guided Cedarburg High School to its first state title in school history as a senior, earning first-team all-conference honors in the process. Antonacci was also a key cog in a state champion, guiding Cor Jesu Academy to a state title during her junior year and finishing her prep career with over 20 goals. Klintworth is a late addition, but was also a core player on a state champion at Glenwood Senior High School this past spring.

"We try to recruit players that are versatile," Nelson said. "I believe this will be a season in which we see considerable flexibility among positions. Our midfield could easily be impacted by some attacking personalities such as Kasey and Tosh, and some defensive personalities such as Christina Rohde and Amy Harrington. Newcomers, Jenny Antonacci and Kaitlin Kuznacic are expected to make solid impacts in midfield"

Depending on which formation Southeast uses on a given day, it is entirely possible to see Amy Harrington move to midfield. Her speed and skills netted her two goals, a total that tied for second on the team, as a freshman.

Forward

While there are a lot of moving pieces, the Southeast Missouri forwards have the potential to provide one of the most prolific offenses in school history this fall.

The attacking unit gets a major boost with the return of sophomore **Erin Shulman (Bloomington, Ill./Normal Community HS)**. Shulman retained her sophomore eligibility after missing the final 15 matches last season due to injury, but one



Torey Byrd

Season Outlook

Season Outlook

doesn't need to look far back to see what she's capable of. As a true freshman in 2011, Shulman tied for the team lead with nine goals and earned first-team All-OVC and OVC Freshman of the Year honors while Southeast won a regular season conference title.

Health has been the main issue for Shulman as she has missed 20 matches in two seasons. On a per match basis, however, it's hard to find a more dynamic player in the conference. For her career, she boasts 10 goals and 21 points in the 21 matches she has played.

Another highly decorated player will ensure that Shulman doesn't shoulder the offensive burden alone this fall. After sitting out the past season due to NCAA transfer rules, junior **Breana Beine (St. Peters, Mo./Francis Howell Central HS)** will be a prominent figure on the offensive end. Beine spent her first two collegiate seasons at Evansville, scoring 10 goals and putting up 23 points. She was named Missouri Valley Conference Freshman of the Year in 2010 after leading the Purple Aces with seven goals and 16 points.

"We are excited to have Erin and Brea play together," Nelson said. "They started to connect in spring training and played well off of each other. They are scoring threats that will provide excellent balance in our attack."

If the talent stopped there, Southeast would already be in business. However, the absence of both Shulman and Beine from last year's lineup opened up an opportunity to develop some more talent up front. Sophomores Storm French and **Ashley Geist (St. Louis, Mo./Hazelwood West HS)** each played in 17 matches



and combined for 12 starts. Geist scored a goal in her collegiate debut against Illinois State and added two more assists later in the season. She plays with a quick pace and seemed to be coming into her own before she was slowed by an ankle injury that she continued to play through. French converted from defense and started the final seven matches of the year up front. She finished the year with two goals and an assist, all of which either tied a contest or gave Southeast the lead. Her athleticism and powerful shot make her a threat to win balls in the air around the net or score from outside the penalty area.

Southeast also returns three experienced upper classmen to the fold in seniors Jacey Boyko and **Amy Ward (Florissant, Mo./Hazelwood West HS)** along with junior Kasey Crowden. Boyko and Crowden may see more of their minutes at defense and midfield, respectively, but the two combined

for 26 starts up front last fall. They tied for second on the team in scoring with seven points apiece in the process. Ward started Southeast's last three contests and dished out two assists in 20 appearances last season. She possesses a lethal flip throw-in that can cause havoc during set pieces when she is on the field.

Freshman Natasha Minor is also in the thick of the battle and could very well see significant minutes at both forward and midfield. Her attacking abilities make her a legitimate threat to earn a starting spot, even in this loaded front line.

Preseason Poll

Last season's strong performance at the end of the season caught the eye of the rest of the Ohio Valley Conference. The Redhawks were tabbed third in the OVC Preseason Coaches Poll, sitting just behind last year's OVC Tournament finalists UT

Martin and Austin Peay.

Southeast's roster may be young (15 of 25 players are freshmen or sophomores), but it makes up for that with versatility, speed and athleticism. Entering camp, the Redhawks are feeling good about their prospects to return to their perch atop the OVC standings.

"Our overall team speed may be the best in program history," Nelson said. "Our team speed and technical ability are both big strengths of ours. Our biggest challenge will be our youthfulness, but I'm confident that we will gain a lot of experience in our non-conference schedule that will serve us well in OVC play."



SOUTHEAST MISSOURI STATE UNIVERSITY



Numerical Roster

No.	Name	Pos.	Ht.	Class	Hometown	Last School
0	Lauren Meyer	GK	5-9	Fr.	Germantown, Wis.	Germantown
1	Ashton Aubuchon	GK	5-11	Sr.	Florissant, Mo.	Hazelwood West
3	Erin Shulman	F	5-1	So.	Bloomington, Ill.	Normal Community
4	Ashley Brendel	D	5-11	So.	St. Louis, Mo.	Nerinx Hall
5	Ellie Hight	D	5-1	Jr.	Bakersfield, Calif.	Liberty
6	Kaitlin Kuznacic	MF	5-5	Fr.	Cedarburg, Wis.	Cedarburg
7	Torey Byrd	MF	5-7	Jr.	Columbia, Ill.	Columbia
8	Breana Beine	F	5-6	Jr.	St. Peters, Mo.	Evansville
9	Christina Rohde	D/MF	5-7	Fr.	St. Louis, Mo.	Notre Dame HS
10	Stephanie Palmer	D/MF	5-2	Sr.	Marion, Ill.	Marion
11	Amy Ward	F	5-7	Sr.	Hazelwood, Mo.	Hazelwood West
12	Paige Luehmann	D	5-1	So.	Granite City, Ill.	Granite City
13	Jenna Collingridge	MF	5-4	So.	New South Wales, Australia	Cootamundra
14	Ashley Geist	F	5-4	So.	St. Louis, Mo.	Hazelwood West
15	Jennifer Antonacci	MF	5-3	Fr.	St. Louis, Mo.	Cor Jesu Academy
16	Jacey Boyko	D/F	5-7	Sr.	O'Fallon, Mo.	St. Dominic
17	Amy Harrington	D/MF	5-1	So.	Granite City, Ill.	Granite City
18	Kylie Seyer	D	5-8	Jr.	Jackson, Mo.	Kaskaskia College
19	Kasey Crowden	MF/F	5-5	Jr.	Jackson, Mo.	Jackson
20	Amber Cholevik	D	5-4	Fr.	Granite City, Ill.	Granite City
21	Taylor Byrd	MF	5-5	Jr.	Columbia, Ill.	Columbia
22	Natasha Minor	MF/F	5-2	Fr.	De Pere, Wis.	De Pere
23	Storm French	F/D	5-8	So.	Perryville, Mo.	St. Vincent
24	Bridget Sankey	D	5-3	Fr.	Brisbane, Australia	Loretto College Cooparo
25	Abby Klintworth	MF	5-7	Fr.	Chatham, Ill.	Glenwood Senior

Head Coach: Heather Nelson, 15th Season (Saskatchewan, 1992)

Associate Head Coach: Paul Nelson, 15th Season

Assistant Coach: Lindsay Pickering, Sixth Season (Southeast Missouri, 2008)

Breakdown by Class

Total Squad Members.....	25
Seniors	4
Juniors	6
Sophomores	7
Freshmen	8

Breakdown by State/Country

Australia.....	2
California	1
Illinois.....	8
Missouri	11
Wisconsin	3

Breakdown by Position


Defenders.....	8
Forwards.....	7
Goalkeepers	2
Midfielders	8

Pronunciation Guide

Jennifer Antonacci	An-ton-AH-chee
Ashton Aubuchon	ah-BOO-shawn
Breana Beine	BI-nee
Jacey Boyko	Boy-CO
Ashley Brendel	BREN-duhl
Ellie Hight	Height
Kaitlin Kuznacic	Kuz-NAH-sick
Paige Luehmann	LAY-man
Erin Shulman	SHOOL-man


Roster Breakdown

TV/Radio Roster




0

Lauren Meyer
GK • 5-9 • Fr.
Germantown, Wis.



1

Ashton Aubuchon
GK • 5-11 • Sr.
Florissant, Mo.




3

Erin Shulman
F • 5-1 • So.
Bloomington, Ill.



4

Ashley Brendel
D • 5-11 • So.
St. Louis, Mo.



5

Ellie Hight
D • 5-1 • Jr.
Bakersfield, Calif.




6

Kaitlin Kuznacic
MF • 5-5 • Fr.
Cedarburg, Wis.




7

Torey Byrd
MF • 5-7 • Jr.
Columbia, Ill.




8

Breana Beine
F • 5-6 • Jr.
St. Peters, Mo.



9

Christina Rohde
D/MF • 5-7 • Fr.
St. Louis, Mo.



10

Stephanie Palmer
D/MF • 5-2 • Sr.
Marion, Ill.




11

Amy Ward
F • 5-7 • Sr.
Hazelwood, Mo.




12

Paige Luehmann
D • 5-1 • So.
Granite City, Ill.




13

Jenna Collingridge
MF • 5-4 • So.
New South Wales, Australia




14

Ashley Geist
F • 5-4 • So.
St. Louis, Mo.




15

Jennifer Antonacci
MF • 5-3 • Fr.
St. Louis, Mo.



16

Jacey Boyko
D/F • 5-7 • Sr.
O'Fallon, Mo.




17

Amy Harrington
D/MF • 5-1 • So.
Granite City, Ill.




18

Kylie Seyer
D • 5-8 • Jr.
Jackson, Mo.




19

Kasey Crowden
MF/F • 5-5 • Jr.
Jackson, Mo.



20

Amber Cholevik
D • 5-4 • Fr.
Granite City, Ill.




21

Taylor Byrd
MF • 5-5 • Jr.
Columbia, Ill.




22

Natasha Minor
MF/F • 5-2 • Fr.
De Pere, Wis.




23

Storm French
F/D • 5-8 • So.
Perryville, Mo.



24

Bridget Sankey
D • 5-3 • Fr.
Brisbane, Australia



25

Abby Klintworth
MF • 5-7 • Fr.
Chatham, Ill.



Heather Nelson
Head Coach
15th Season



Paul Nelson
Associate Head Coach
15th Season



Lindsay Pickering
Assistant Coach
Sixth Season



Maria Dominguez
Athletic Trainer





SOUTHEAST MISSOURI STATE UNIVERSITY

Seniors



Back (L-R): Stephanie Palmer, Ashton Aubuchon
Front (L-R): Amy Ward, Jacey Boyko

Juniors



Back (L-R): Ellie Hight, Taylor Byrd
Middle (L-R): Kylie Seyer, Kasey Crowden
Front (L-R): Breana Beine, Torey Byrd

Sophomores



Back (L-R): Storm French, Ashley Geist, Amy Harrington
Middle (L-R): Jenna Collingridge, Paige Luehmann
Front (L-R): Erin Shulman, Ashley Brendel

Freshmen



Back (L-R): Jennifer Antonacci, Christina Rohde, Kaitlin Kuznacic
Middle (L-R): Lauren Meyer, Abby Klintworth
Front (L-R): Natasha Minor, Bridget Sankey
Not Pictured: Amber Cholevik

Redhawks by Class



SOUTHEAST MISSOURI STATE UNIVERSITY



COACHING STAFF

IN THIS SECTION . . .

- » Head Coach Heather Nelson
- » Associate Head Coach Paul Nelson
- » Assistant Coach Lindsey Pickering
- » Southeast Soccer by the Numbers



SOUTHEAST MISSOURI STATE UNIVERSITY

HEATHER NELSON

”Head Coach ”15th Season ”Saskatchewan, 1992

Heather Nelson is the only hand that has guided the Southeast Missouri soccer program since it began competing in 1999. In 14 years under Nelson, the Redhawks have reeled off 10 winning seasons and compiled a 137-88-30 record. She has coached four regular season Ohio Valley Conference Champions (2001, 2002, 2007 and 2011) and taken Southeast to NCAA Tournaments in 2006 and 2007 thanks to OVC Tournament titles in those seasons.

2012 a Year of Adversity

Southeast overcame numerous hardships and a tragedy that struck the entire campus community during the 2012 season. Nelson herself spent time away from the sidelines over the first month of the season after being injured in an accident during the summer.

The Redhawks started 1-5-1 due in part to a challenging non-conference schedule that featured four opponents that won 10 or more matches, including two eventual NCAA Tournament qualifiers (Illinois State and Kentucky). On Sept. 9, tragedy struck the Southeast community when senior defender Meg Herndon was in a scooter accident that cut her life short. Equal parts a captain, friend, sister and teammate off the field as she was a competitive, tenacious and driven defender on it, Herndon's loss resonated throughout the many teammates whose lives she touched.

After laying Herndon to rest, the Redhawks were left trying to recover emotionally off the field while achieving results on it. Nelson returned to the sideline prior to the team's OVC opener against UT Martin on Sept. 25, but the recovery of the team took a bit longer.

A 3-2 loss at Eastern Illinois dropped the Redhawks to 2-9-3 overall and 1-3-1 in league play. With a spot in the conference tournament in doubt, Southeast turned its season around down the stretch.

The resurgence began on Oct. 12 with a 1-0 overtime win over Eastern Kentucky. A 2-1 comeback win over Morehead State in the home finale moved Southeast to .500 in league play two days later. That surge stretched out to the end of the regular season as the Redhawks went 4-0-1 and qualified for the OVC Tournament for the third-straight year.

Southeast's momentum continued in the postseason as it dispatched Belmont, 1-0, in the first round of the OVC Tournament for its first postseason win since the 2007 OVC Tournament Finals. While the Redhawks' run ended with a 1-0 loss to eventual OVC Tournament Champion UT Martin a day later, the growth and composure of the team managed to turn a forgettable 2012 season into a story of triumph through adversity.

Championship Culture

Since its inaugural 1999 season, no Ohio Valley Conference school has captured more regular-season championships than the four Nelson has won at Southeast Missouri.

After the program's inaugural season in 1999, Nelson guided Southeast to 10 wins the next year, a figure that was matched or surpassed in each of the next eight seasons and nine times total in the following 13 years.

By year three, she helped guide Southeast to back-to-back OVC regular-season championships (2001, 2002), which saw the Redhawks go undefeated in conference play during each of those years.

In 2001, Southeast stormed onto the scene when it went 16-2 overall and 5-0 in league play. The Redhawks posted a .889 winning percentage, which currently stands as the best in school history.

That team, which claimed the program's first-ever OVC title, boasted the nation's lowest goals against average (0.44) and the country's top shutout percentage (0.72). The Redhawks allowed only eight goals and posted 13 shutouts in 18 matches. Not to mention Southeast also ranked 10th in the nation with 2.67 points per game. The Redhawks set conference records for wins in a season and goals allowed (zero in OVC matches) as well.

Southeast repeated as the league's regular-season champion in 2002. The Redhawks posted an overall record of 14-4-2 and 6-0-0 in conference play, while leading the league in shots, goals allowed, goals against and shutouts. Nine players earned All-OVC honors from the 2002 squad, including Valerie Henderson and Jenny Hamilton, who were named OVC Player and Defensive Player of the Year, respectively.

Despite the dominant records and accolades, an OVC Tournament title eluded the Redhawks in those seasons. Eastern Illinois pulled off upsets in the tournament championship match of both campaigns.

The Redhawks finally broke through in postseason play during the 2006 OVC Tournament. After a fourth-place regular season finish, Southeast knocked off top-seeded Samford and shutout Morehead State in the OVC Tournament finals to secure its first NCAA Tournament berth in 2006. The Redhawks drew nationally-

Coaching Staff

Coaching Staff

ranked Illinois in their first NCAA Tournament game and stifled the Illini offense for much of the first period, before falling by a score of 2-0.

Southeast turned that momentum from the 2006 run into a memorable 2007 season that saw Southeast go 12-2-4 and an unbeaten 8-0-1 in OVC play. The Redhawks won their second-consecutive OVC Tournament, blanking UT Martin in the semifinals and outlasting Samford in penalty kicks to return to the NCAA Tournament. Southeast returned to postseason play against in-state rival Missouri. The Redhawks made history in the 43rd minute of that clash when Courtney Alexander scored the program's first goal in an NCAA Tournament. The contest went to penalty kicks where Missouri advanced and ended Southeast's run.

Nelson earned her third OVC Coach of the Year honor in 2007, marking the most of any women's soccer coach in league history. The Redhawks swept the OVC postseason awards that year with Alexander claiming OVC Player of the Year, Lindsay Pickering earning OVC Defensive Player of the Year and Ashley Runion nabbing the program's first OVC Freshman of the Year award.

Nelson's Redhawks won their fourth and most recent regular season title in 2011. Southeast went 12-6-1 record and finished 8-1-0 in the OVC. The eight league wins tied the conference record, which Southeast and Samford set back in 2007. Nelson was named OVC Coach of the Year for a record fourth time in her career while Jessie Crabtree earned OVC Offensive Player of the Year in her lone season at Southeast and Erin Shulman claimed OVC Freshman of the Year honors.

Developing Star Student-Athletes

In her 14 seasons at Southeast, Nelson has coached four OVC Players of the Year, five OVC Defensive Players of the Year and two OVC Freshman of the Year winners. Additionally, Nelson has coached 65 players who have earned either OVC First-Team, Second-Team, Third-Team, Honorable Mention or All-Newcomer accolades since 1999.

The Redhawks also earned some regional recognition in 2012 as defender Hayley Abbott earned third-team all-region honors from the National Soccer Coaches Association of America (NSCAA). That is the second time in three seasons a Southeast player received NSCAA recognition as defender Nikki Edwards earned honorable mention all-region honors in 2010.

Nelson's teams have also performed extremely well in the classroom. Her student-athletes have earned CoSIDA/ESPN The Magazine Academic All-District VII honors on seven occasions. She has also coached 21 OVC Medal of Honor recipients. The Redhawks have earned the National Soccer Coaches Association of America (NSCAA) Team Academic Award in each of the last three seasons, posting the 13th-highest team GPA (3.55) in the country last season.

Before Southeast

Prior to building the Redhawks soccer program, Nelson coached at Florida State from 1995-98, helping lay the foundation for the Seminoles in an extremely competitive Atlantic Coast Conference. Nelson's 1996 and 1997 FSU teams finished with the ACC's second-highest GPA.


Nelson coached the 1986 age group Missouri Olympic Development Program (ODP) team to the 2003 Midwest Region II Championship and represented Region II at the 2004 ODP National Championship.

A former member of Canada's national team pool, Nelson was a four-year starter at the University of Saskatchewan. After earning her Physical Education degree in 1992, Nelson went on to get her "B" license and coaching diploma at the National Coaching Institute at the University of Victoria in 1993. At the time, Nelson held the distinction of being one of only five Canadian female coaches qualified to coach at the national team level.

Nelson, and her husband, Southeast associate head coach Paul Nelson, have four children, Jordan, Taylor, Justi and Chase.

"Year-by-Year Records

Year	School	Conference	Overall	Pct.	Conf.	Pct.	Fin.	Postseason	Notes
1995	Florida State	Atlantic Coast	4-14-1	.237	0-7-0	.000	8th	-	
1996	Florida State	Atlantic Coast	12-7-1	.625	2-5-0	.286	8th	-	
1997	Florida State	Atlantic Coast	8-12-0	.400	0-7-0	.000	8th	-	
1998	Florida State	Atlantic Coast	7-11-3	.405	1-5-1	.214	7th	-	
1999	Southeast Missouri	Ohio Valley	4-8-1	.346	2-2-1	.500	3rd	-	OVC Coach of the Year
2000	Southeast Missouri	Ohio Valley	10-6-1	.618	2-3-0	.400	t-3rd	-	
2001	Southeast Missouri	Ohio Valley	16-2-0	.889	5-0-0	1.000	1st	-	OVC Coach of the Year
2002	Southeast Missouri	Ohio Valley	14-4-2	.750	6-0-0	1.000	1st	-	
2003	Southeast Missouri	Ohio Valley	10-5-5	.625	4-3-1	.563	5th	-	
2004	Southeast Missouri	Ohio Valley	11-6-2	.632	3-3-2	.500	t-5th	-	
2005	Southeast Missouri	Ohio Valley	13-6-1	.675	5-3-1	.611	t-3rd	-	
2006	Southeast Missouri	Ohio Valley	10-8-2	.550	4-3-2	.556	4th	NCAA First Round	
2007	Southeast Missouri	Ohio Valley	12-2-4	.778	8-0-1	.944	1st	NCAA First Round	OVC Coach of the Year
2008	Southeast Missouri	Ohio Valley	2-9-3	.250	1-5-2	.250	9th	-	
2009	Southeast Missouri	Ohio Valley	8-7-3	.528	2-3-3	.438	7th	-	
2010	Southeast Missouri	Ohio Valley	8-9-1	.472	4-3-1	.563	2nd	-	
2011	Southeast Missouri	Ohio Valley	12-6-1	.658	8-1-0	.889	1st	-	OVC Coach of the Year
2012	Southeast Missouri	Ohio Valley	7-10-4	.429	5-3-2	.600	4th	-	
Career Record			18 Seasons	168-132-35	.554	62-56-17	.522	-	-
Record at Southeast			14 Seasons	137-88-30	.596	59-32-16	.626	-	-
Record at Florida State			Four Seasons	31-44-5	.419	3-24-1	.125	-	-





SOUTHEAST MISSOURI STATE UNIVERSITY

PAUL NELSON

» Associate Head Coach » 15th Season



Paul Nelson enters his 15th season with the Southeast Missouri soccer program and his seventh as the team's associate head coach.

Nelson has drawn on his extensive playing and coaching experience from every level -- juniors to professional -- providing plenty of valuable guidance along the way.

He helped lead the Redhawks to Ohio Valley Conference regular season championships in 2001, 2002, 2007 and 2011. Southeast also registered back-to-back OVC Tournament titles and NCAA Women's Soccer Cup appearances in 2006 and 2007.

Prior to Southeast, Nelson spent four seasons as an assistant coach at Florida State and two years at the Canadian western-based National Training Center. In addition, he was an assistant coach for Canada's Olympic team in 1994.

Nelson first entered the professional ranks in 1977 and enjoyed 13 competitive seasons at that level. He played in the once-heralded North American Soccer League (NASL) during both the indoor and outdoor seasons, and competed in the Irish Premier Division. Nelson signed with the NASL's Vancouver Whitecaps at the age of 18, where he had the opportunity to play with and against some of the best players in the world, including Pele, Beckenbauer and Cryuff.

In 2011, Nelson and his teammates and staff from the Whitecaps were inducted into The Soccer Hall of Fame and Museum as the 1979 Whitecaps earned the 2011 Team of Distinction Award. The Whitecaps went 20-10 that season and claimed the NASL's Soccer Bowl with a 2-1 win over the Tampa Bay Rowdies in front of 66,843 fans at Giants Stadium in New York.

As a staff coach for British Columbia Soccer, Nelson boasted one of the best amateur soccer coaching records in Canada. His coaching successes have included two gold medals, the first in the 1991 Western Canadian Championships and the second in the 1993 Canada Matches.

In 1999, Nelson served as coach of the American Soccer League's Vancouver 86ers reserve team.



Coaching Staff

LINDSAY PICKERING

» Assistant Coach » Sixth Season » Southeast Missouri, 2008, '12



After rewriting the Southeast Missouri record books as a player, Lindsay Pickering has helped maintain the Redhawks' standard of excellence in goal for the past five seasons.

Pickering, who was a three-year starting goalkeeper at Southeast, works with that position. She also assists with several administrative responsibilities, including travel, recruiting and academic progress.

A Southeast keeper has earned Ohio Valley Conference recognition in each of the last three seasons. Pickering's guidance turned Renee Kertz, a softball player four years removed from playing soccer, into one of the top players in the league. Kertz notched a 0.75 goals against average and ranked sixth nationally with an .882 save percentage. That performance earned her a spot on the OVC All-Newcomer Team.

During the 2011 season, Pickering's tutelage led to sophomore Ashton Aubuchon earning first-team All-Ohio Valley Conference honors after leading the OVC with a 0.78 goals against average and eight solo shutouts. As a team, the Redhawks posted a league-best 0.82 goals against average and recorded a conference-high 10 shutouts. In 2009, Aubuchon also landed on the OVC All-Newcomer team in 2010.

Pickering was a two-time OVC Defensive Player of the Year and First-Team All-Conference selection (2005, 2007). In addition, she earned Second-Team All-OVC honors in 2006.

She finished her playing career ranked first at Southeast in career shutouts (28), wins (34), goals against average (0.72), saves (228), matches in goal (58) and time in goal (5236:05).

Pickering garnered additional coaching experience as the goalkeeping trainer for the Southeast Missouri Soccer Club. Additionally, she worked as a student assistant with the Redhawks during the 2008 spring semester.

A native of St. Charles, Mo., Pickering was also a four-year starting center fielder for Southeast's softball team. She earned Second-Team All-OVC honors in 2006 and made the league's All-Tournament Team twice.

Pickering, a former Southeast Scholar-Athlete and OVC Commissioner's Honor Roll honoree, graduated from Southeast with a Bachelor of Science degree in Elementary Education and concentration in Physical Education in December, 2008. She also completed her Master of Arts in Higher Education in May, 2012.





SOUTHEAST MISSOURI STATE UNIVERSITY

1999	FIRST YEAR OF SOUTHEAST MISSOURI WOMEN'S SOCCER
2	NCAA WOMEN'S COLLEGE CUP APPEARANCES (2006, 2007)
2	OHIO VALLEY CONFERENCE TOURNAMENT CHAMPIONSHIPS (2006, 2007)
4	OHIO VALLEY CONFERENCE REGULAR-SEASON TITLES (2001, 2002, 2007, 2011)
137	TOTAL VICTORIES
.596	ALL-TIME WINNING PERCENTAGE
59	OHIO VALLEY CONFERENCE VICTORIES
78	HOME VICTORIES

By the Numbers



SOUTHEAST MISSOURI STATE UNIVERSITY



PLAYER PROFILES

IN THIS SECTION ...

- » Returners
- » Returner Statistics
- » Newcomers



SOUTHEAST MISSOURI STATE UNIVERSITY

»Goalkeeper »5-11 »Sr. »Florissant, Mo. »Hazelwood West

2012: Appeared in seven matches, starting six ... Posted a 2.46 goals against average, a .681 save percentage and one solo shutout ... Made a career-high 13 saves at Nebraska (9/8) ... Stopped all five shots she faced in a shutout win over Murray State (9/28) ... Named a Southeast Scholar-Athlete ... Member of the OVC Commissioner's Honor Roll.

2011: Started 18 matches in goal ... Named first-team All-OVC after leading the league with a 0.78 goals against average in 1620:32 in net ... Named a Southeast Scholar-Athlete ... Member of the OVC Commissioner's Honor Roll ... Posted a 0.44 goals against average in conference play ... Stopped 67 shots for an .827 save percentage, third best in the OVC ... Finished with a 12-5-1 overall record ... Recorded eight solo shutouts (most in the OVC) ... Made a season-high eight saves at Iowa (8/21) ... turned aside both shots she faced in a shutout victory over Arkansas State (8/28) ... Made two saves to post her first solo shutout of the season against Butler (9/9) ... Placed on the Tropical Smoothie Invitational All-Tournament team after allowing only two goals total against Butler and Kentucky (9/11) ... Turned aside three shots in 110 minutes for a shutout at Saint Louis (9/16) ... Named OVC Goalkeeper of the Week on three occasions; Sept. 13, Sept. 27 and Nov. 1 ... Made seven saves in a shutout win at Eastern Kentucky (10/9).

2010: Named to the OVC All-Newcomer Team ... Garnered a spot on the OVC Commissioner's Honor Roll and was a Southeast Scholar-Athlete ... Started 16 matches in goal ... Registered a team-high 54 saves ... Went 8-7-1 with six shutouts as the Redhawks starting goalkeeper her rookie year ... Ranked ninth in the OVC in saves, averaging 3.38 per game ... Did not allow a goal in three-consecutive matches (Sept. 26-Oct. 8) ... Had six or more saves four times, including a season-high seven at Arkansas State (9/19) ... Ranked third in the conference in shutouts and fifth in goals against average (1.23) ... Earned OVC Goalkeeper of the Week honors (9/21).

Prep/Club: First-Team All-Suburban North Conference selection at Hazelwood West High School ... Honorable mention All-State honoree ... Earned Second-Team All-Metro accolades ... Went 16-1 as her team's starting goalkeeper in 2010 ... Registered a 0.45 goals against average, allowing only seven goals all season ... Finished the year with 11 shutouts ... Hazelwood West went 25-2 overall and ranked as high as No. 31 in the nation that year ... Was prep teammates with fellow Redhawk Amy Ward ... Also garnered All-Conference honors in softball and basketball ... Honor roll student who graduated after her junior year ... Played for Roger Uphoff as a member of the JB Marine Soccer Club.

Personal: Born Jan. 29, 1993 ... Majoring in education ... Daughter of Kim Aubuchon.

Aubuchon's Single-Game Highs at Southeast Missouri

Saves.....13, at Nebraska (9/8/12)
Minutes..... 110:00, 3x, last at Saint Louis (9/16/11)

Aubuchon's Career Totals at Southeast Missouri

Year	G-GS	Minutes	GA	GAAvg	Saves	Save%	W	L	T	Sho
2010	16-16	1459:53	20	1.23	54	.730	8	7	1	6
2011	18-17	1620:32	14	0.78	67	.827	12	5	1	8
2012	7-6	548:13	15	2.46	32	.681	1	5	0	1
TOTAL	41-39	3628:38	49	1.22	153	.757	21	17	2	15

Ashton Aubuchon

1



Returners

»Forward »5-6 »Jr. »St. Peters, Mo. »Francis Howell Central

2012: Redshirted ... Named a Southeast Scholar-Athlete ... OVC Medal of Honor recipient and member of the OVC Commissioner's Honor Roll.

2010-11 (Evansville): Missouri Valley Conference Freshman of the Year and first-team All-Missouri Valley Conference pick in 2010 ... Finished sixth in the MVC with 0.37 goals per match and seventh with 0.84 points per match ... Scored twice in a 4-1 win over Northern Iowa ... Also scored goals against Middle Tennessee, Miami, Drake, Loyola and in the MVC Tournament quarterfinal win at Drake ... Led the Purple Aces in goals (7), points (16), shots (33), shots on goal (19) and game-winning goals (2) ... tallied seven points on three goals and an assist in 2011.

Prep/Club: Second-team all-state ... Second-team all-metro ... First-team all-conference and GAC Player of the Year ... Scored 23 goals in 2009 ... Played club soccer for St. Louis Scott Gallagher ... Team competed in MRL and National Red Bull League ... Won three club state titles ... Team finished state runner-up twice ... Missouri ODP State Team 2007 ... Missouri ODP Regional Pool Player 2007 ... Honored as Saint Louis Soccer Hall of Fame "Future Soccer Star" in 2009.

Personal: Full name is Breanna Renee Beine ... Born March 12, 1992 in St. Louis, Mo ... Daughter of Don Beine and Donna Harris ... Has one older brother, one younger brother and one younger sister.



Breanna Beine

8

Beine's Single-Game Highs at Evansville

Goals 2, 2x, last vs. Drake (10/23/11)
Assists 1, 3x, last vs. Lamar (9/9/11)
Points 5, vs. Northern Iowa (10/24/10)
Shots 8, vs. Drake (10/23/11)
Shots on Goal 5, vs. Drake (10/23/11)
Minutes 110, vs. Valparaiso (8/29/10)

Beine's Career Totals (Evansville)

Year	G-GS	Minutes	Goals	Assists	Points	Shots	Shot%	SOG	SOG%	GW	PK-Att
2010	19-19	1680	7	2	16	33	.212	19	.576	2	0-1
2011	20-19	1658	3	1	7	34	.088	20	.588	0	0-0
2012	-	-	-	-	-	-	-	-	-	-	-
TOTAL	39-38	3338	10	3	23	67	.149	39	.582	2	0-1



SOUTHEAST MISSOURI STATE UNIVERSITY

"Defender/Forward "5-7 "Sr. "O'Fallon, Mo. "St. Dominic

2012: Played in all 21 matches, starting 13 times at forward ... Named a Southeast Scholar-Athlete ... OVC Medal of Honor recipient and member of the OVC Commissioner's Honor Roll ... Tied for second on the team in scoring with seven points (all in OVC play) on two goals and three assists ... Took 12 shots, placing six on goal ... Played 1,016 minutes ... Picked up an assist in the OVC opener against UT Martin (9/25) ... Scored her first goal of the season against Murray State (9/28) ... Scored the overtime winner in a 1-0 victory over Eastern Kentucky (10/12) ... Also picked up assists against Morehead State (10/14) and at Tennessee Tech (10/26).

2011: Played all 19 matches at forward, starting five of them ... Named a Southeast Scholar-Athlete ... Member of the OVC Commissioner's Honor Roll ... Recorded eight points on two goals and four assists ... Scored one goal at Iowa (8/21) ... Recorded a season-high three points on a goal and an assist against Jacksonville State (10/28) ... Dished out an assist at Evansville (9/2) and Morehead State (10/7) ... Made first start of the season and played 58 minutes at Eastern Kentucky (10/9) ... Recorded an assist at UT Martin (10/14) ... Played a season high of 79 minutes against UT Martin (10/21).

2010: Southeast Scholar-Athlete and OVC Commissioner's Honor Roll selection ... Played in all 18 matches, while making four starts ... Had 14 shots, five of which came over her first two games of the season ... Took a season-high three shots vs. Alabama A&M (8/27), where she scored her only goal ... Finished with two points in that game ... Made first-career start vs. Belmont (8/22) ... Played a season-high 65 minutes at Western Kentucky (9/17) and vs. Quincy (10/27).

Prep/Club: Two-time all-state and first-team All-Conference honoree at St. Dominic High School ... Two-time all-metro selection ... Led her team with 61 points as a senior ... Recorded team-highs of 24 goals and 21 assists ... Led the team with eight game-winning goals ... St. Dominic went 21-5-2 and won its fourth-straight AAA title her senior campaign ... Registered team-highs of 15 goals and 21 assists for 51 points as a junior ... Also had two game-winning goals ... Three-year varsity letterwinner ... Was prep teammates with former Redhawk Ali Bauer ... Member of the school's dance team, which she led to a state title in 2009 ... Was selected to play in the 2010 Missouri Athletic Club North-South Senior All-Star Game.

Personal: Born April 3, 1992 ... Majoring in Interior Design ... Daughter of John and Bridget Boyko.

Boyko's Single-Game Highs at Southeast Missouri

Goals 1, 5x, last vs. Eastern Kentucky (10/12/12)
Assists .. 1, 7x, last at Tennessee Tech (10/26/12)
Points..... 3, vs. Jacksonville State (10/28/11)
Shots 4, vs. Jacksonville State (10/28/11)
Shots on Goal.. 3, vs. Jacksonville State (10/28/11)
Minutes.....91, vs. Evansville (9/11/12)

Boyko's Career Totals at Southeast Missouri

Year	G-GS	Minutes	Goals	Assists	Points	Shots	Shot%	SOG	SOG%	GW	PK-Att
2010	18-4	775	1	0	2	14	.071	3	.214	0	0-0
2011	19-5	651	2	4	8	14	.143	9	.643	0	0-0
2012	21-13	1016	2	3	7	12	.167	6	.500	1	0-1
TOTAL	58-22	2442	5	7	17	40	.125	18	.450	1	0-1

Jacey Boyko

16

Returners

»Defender »5-11 »So. »St. Louis, Mo. »Nerinx Hall

2012: Played in 13 matches at forward ... Named a Southeast Scholar-Athlete ... Member of the OVC Commissioner's Honor Roll ... Played 198 minutes ... Attempted four shots, placing three on goal ... Recorded one point on an assist, which came at Tennessee Tech (10/26) ... Played a season-high 36 minutes against Murray State (9/28).

Prep/Club: Played club ball for WC St. Louis under coaches Rob Doebber and Mike Deane ... Lettered twice in soccer.

Personal: Parents are Tom Brendel and Elaine Johnson ... Born on Feb. 26, 1994.



Ashley Brendel

4

Brendel's Single-Game Highs at Southeast Missouri

Goals N/A
Assists 1, at Tennessee Tech (10/26/12)
Points..... 1, at Tennessee Tech (10/26/12)
Shots . 2, 2x, last at Jacksonville State (10/28/12)
Shots on Goal... 2, at Jacksonville State (10/28/12)
Minutes..... 36, vs. Murray State (9/28/12)

Brendel's Career Totals at Southeast Missouri

Year	G-GS	Minutes	Goals	Assists	Points	Shots	Shot%	SOG	SOG%	GW	PK-Att
2012	13-0	198	0	1	1	4	.000	3	.750	0	0-0
TOTAL	13-0	198	0	1	1	4	.000	3	.750	0	0-0



SOUTHEAST MISSOURI STATE UNIVERSITY

»Midfielder »5-5 »Jr. »Columbia, Ill. »Columbia

Taylor Byrd

21



2012: Played in 18 matches, starting nine times at midfield ... Named a Southeast Scholar-Athlete ... Member of the OVC Commissioner's Honor Roll ... Logged 855 minutes after missing the previous season due to injury ... Attempted eight shots, placing three on goal ... Tallied two points on one goal ... Played a career-high 107 minutes against UT Martin (9/25) ... Scored her first-career goal at Eastern Illinois (10/7).

2011: Redshirted due to injury ... Named a Southeast Scholar-Athlete.

2010: OVC Medal of Honor recipient and member of the OVC Commissioner's Honor Roll ... Named a Southeast Scholar-Athlete ... Saw action in 18 matches and started 11 ... Tied for sixth on the team with 17 shots ... Scored two points on two assists, including one vs. Alabama A&M (8/27) and one at Murray State (10/22) ... Recorded three shots on goal ... Played the full 90 minutes in four matches ... Had a season-high two shots vs. Washington (Mo.) (9/1).

Prep/Club: Attended Columbia High School, where she was a two-time All-Sectional performer ... Named to the Belleville News Democrat All-Area twice during her prep career ... Two-time all-metro pick ... 2008 Belleville News Democrat Player of the Year ... Named Monroe County Journal Athlete of the Year as a senior ... Recorded 17 goals, seven assists and a team-high 41 points as a senior ... Led her team to a third-place finish at the state tournament as a sophomore ... Named Metro East Player of the Year as a sophomore ... Bi-State Shootout MVP ... Finished with a hat trick in the quarterfinal game of the 2008 State Tournament ... Two-time St. Louis Cardinals Athlete of the Week pick ... Four-year varsity starter and three-time team captain ... Member of the cross country and girls basketball teams ... Led the cross country team to three state berths ... Finished 10th at the state cross country meet as a sophomore ... All-conference honoree in cross country ... Won the Columbia Athletics three-sport Athlete of the Year Award as a senior ... Member of the U.C. United Soccer Club.

Personal: Born November 17, 1991 ... Majoring in Nursing ... Daughter of Robert and Jan Byrd ... sister of Torey Byrd, who is also on the Southeast soccer team.

Byrd's Single-Game Highs at Southeast Missouri

Goals 1, at Eastern Illinois (10/7/12)
Assists 1, 2x, last at Murray State (10/22/10)
Points..... 2, at Eastern Illinois (10/7/12)
Shots 3, 2x, last vs. Murray State (9/28/12)
Shots on Goal..... 2, at Eastern Illinois (10/7/12)
Minutes..... 107, vs. UT Martin (9/25/12)

Byrd's Career Totals at Southeast Missouri

Year	G-GS	Minutes	Goals	Assists	Points	Shots	Shot%	SOG	SOG%	GW	PK-Att
2010	18-11	1041	0	2	2	17	.000	3	.176	0	0-0
2012	18-9	855	1	0	2	8	.125	3	.375	0	0-0
TOTAL	36-20	1896	1	2	4	25	.040	6	.240	0	0-0

Returners

»Midfielder »5-7 »Jr. »Columbia, Ill. »Columbia

2012: Started all 21 matches at midfield ... Named to the OVC All-Tournament Team ... Named a Southeast Scholar-Athlete ... OVC Medal of Honor recipient and member of the OVC Commissioner's Honor Roll ... Played 1,845 minutes, the third most on the team ... Led the team with six goals and 12 points ... Took 33 shots, 18 of which were on goal ... played every minute in 14 of 21 matches ... Scored a career-high two goals twice: vs. Murray State (9/28) and at Tennessee Tech (10/26) ... Headed in the game-winning goal against Morehead State (10/14) ... Scored the lone goal of the match in the Redhawks' OVC Tournament win over Belmont (11/1).

2011: Started 18 of 19 matches at midfield ... Named a Southeast Scholar-Athlete ... Member of the OVC Commissioner's Honor Roll ... Played the entire match in nine contests, including four straight from Sept. 2-16 ... Played a total of 1,555 minutes ... Tallied seven points on two goals and three assists (tied for the team lead) ... Recorded points in three-straight contests from Aug. 28-Sept. 9 ... Assisted on the game-winning goal against Arkansas State (8/28) and Butler (9/9) ... Scored the game-winning goal at Evansville (9/2) ... Also scored in the regular-season finale against Tennessee Tech (10/30).

Prep/Club: Four-year starter at Columbia High School ... Registered 42 goals and 23 assists in her prep career ... Two-time team captain ... garnered honorable mention all-metro honors as a junior and first-team all-metro accolades as a sophomore ... Scored 16 goals and finished with 13 assists for 45 points her junior season ... Led her team to a third-place finish at the IHSSCA State Soccer Championships as a freshman ... Four-year letterwinner on the cross country and basketball teams ... Four-time state qualifier in cross country ... All-conference cross country pick ... 2010 Illinois State Scholar and National Honor Society member ... Ranked third in her graduating class ... Competed in the JB Marine Soccer Club ... Helped club team to three Missouri State Cup runner-up finishes.

Personal: Born Feb. 16, 1993 ... Majoring in Physical Therapy ... Daughter of Robert and Jan Byrd ... Younger sister of current Southeast women's soccer player Taylor Byrd.

Byrd's Single-Game Highs at Southeast Missouri

Goals 2, 2x, last at Tennessee Tech (10/26/12)
Assists 1, 3x, last vs. SIUE (10/2/11)
Points..... 4, 2x, last at Tennessee Tech (10/26/12)
Shots . 5, 2x, last at Jacksonville State (10/28/12)
Shots on Goal..... 3, vs. Murray State (9/28/12)
Minutes110, 4x, last at Belmont (10/19/12)

Byrd's Career Totals at Southeast Missouri

Year	G-GS	Minutes	Goals	Assists	Points	Shots	Shot%	SOG	SOG%	GW	PK-Att
2011	19-18	1555	2	3	7	20	.100	9	.450	1	0-0
2012	21-21	1845	6	0	12	33	.182	18	.545	2	0-1
TOTAL	40-39	3400	8	3	19	53	.151	27	.509	3	0-1

Torey Byrd

7





SOUTHEAST MISSOURI STATE UNIVERSITY

”Midfielder ”5-4 ”So. ”New South Wales, Australia ”Cootamundra

2012: Played in 16 matches and earned nine starts at midfield ... Named a Southeast Scholar-Athlete ... Member of the OVC Commissioner’s Honor Roll ... Dished out one assist for her only point of the season ... Played 940 minutes ... Attempted eight shots with three of them on goal ... Started seven of the last eight matches ... Assisted on the game-winning goal at Tennessee Tech (10/26).

Prep/Club: Competed for the New South Wales Country team from 2007-10 ... NSW Country team won the U15 national tournament in 2008 ... Claimed a spot on the New South Wales Combined High Schools team for the 2010-11 seasons ... Won two national tournaments in her time with the combined high schools team ... Named an all-star in 2010 ... Earned a spot on the Select 11 team in 2007 ... Also played for the Western NSW Panthers, which competed in the premier league of the U14 and U16 age groups in 2008.

Personal: Born Jan. 1, 1994 ... Daughter of Paul and Kathy Collingridge.

Jenna Collingridge



13

Collingridge’s Single-Game Highs at Southeast Missouri

Goals N/A
Assists 1, at Tennessee Tech (10/26/12)
Points..... 1, at Tennessee Tech (10/26/12)
Shots 2, 2x, last at Belmont (10/19/12)
Shots on Goal.. 1, 3x, last at Tennessee Tech (10/26/12)
Minutes 100, at Eastern Illinois (10/7/12)

Collingridge’s Career Totals at Southeast Missouri

2012	16-9	940	0	1	1	8	.000	3	.375	0	0-0
TOTAL	16-9	940	0	1	1	8	.000	3	.375	0	0-0

Returners

»Forward/Midfielder »5-5 »Jr. »Jackson, Mo. »Jackson

2012: Played in 20 matches, starting 13 times at forward ... Named a Southeast Scholar-Athlete ... Member of the OVC Commissioner's Honor Roll ... Tied for second on the team with seven points on two goals and three assists, all of which came in OVC play ... Played 1,160 minutes ... Attempted 30 shots, 11 of which were on goal ... Picked up her first career point by notching the primary assist in an overtime win over Eastern Kentucky (10/12) ... Assisted on both Southeast goals in a 2-1 win over Morehead State (10/14) ... Scored her first two career goals, including the game-winning tally, at Tennessee Tech (10/26).

2011: Played in 10 matches ... Named a Southeast Scholar-Athlete ... Member of the OVC Commissioner's Honor Roll ... Made collegiate debut against Arkansas State (8/28) ... Logged a season-high 45 minutes against UT Martin (10/21) ... Recorded a season high of two shots against Tennessee Tech (10/30).

Prep/Club: Attended nearby Jackson High School ... Was rated among the Top 2011 Missouri Girls Soccer Recruits, according to Get in the Game Saint Louis Magazine ... Second-team Class 3 All-State midfielder ... Second-team Missouri Soccer Coaches Class 3 All-State pick ... 2010 Girls Class 3 All-Southeast Player of the Year ... Scored five of her team's six goals vs. Cape Central High School.

Personal: Born June 16, 1993 ... Majoring in Elementary Education ... Daughter of James and Karla Crowden.



Kasey Crowden

19

Crowden's Single-Game Highs at Southeast Missouri

Goals2, at Tennessee Tech (10/26/12)
Assists 2, vs. Morehead State (10/14/12)
Points.....4, at Tennessee Tech (10/26/12)
Shots5, 2x, last at Eastern Illinois (10/7/12)
Shots on Goal.. 2, 4x, last at Jacksonville State (10/28/12)
Minutes.....96, at Belmont (10/19/12)

Crowden's Career Totals at Southeast Missouri

Year	G-GS	Minutes	Goals	Assists	Points	Shots	Shot%	SOG	SOG%	GW	PK-Att
2011	10-0	191	0	0	0	5	.000	0	.000	0	0-0
2012	20-13	1160	2	3	7	30	.067	11	.367	1	0-0
TOTAL	30-13	1351	2	3	7	35	.057	11	.314	1	0-0



SOUTHEAST MISSOURI STATE UNIVERSITY

» Forward/Defender » 5-8 » So. » Perryville, Mo. » St. Vincent

2012: Played in 17 matches, starting seven times ... Logged 855 minutes, most at forward but some on defense ... Started the last seven matches of the season at forward ... Totaled five points on two goals and one assist ... Attempted 21 shots and put 10 on goal ... Scored her first-career goal to force overtime at Eastern Illinois (10/7) ... Also scored against Morehead State (10/14) ... Picked up her first career assist in a 1-0 win over Belmont (11/1) at the OVC Tournament.

Prep/Club: Lettered all four years in soccer ... Tallied seven goals and a team-high 13 assists for 27 points while leading her team to a 19-5-1 record and a No. 1 state ranking in 2012 ... Named first-team all-region, first-team all-district, first-team all-conference and all-state as a senior ... Named Missouri State Class 1 Defensive Player of the Year and All-Southeast Player of the Year in 2011 and 2012 ... Tabbed Defensive Player of the Year in the Southeast region ... Helped lead team to three state final four appearances, including a state championship as a freshman in 2009 ... Three-time all-state performer who earned first-team honors in 2010 and 2011 ... Tallied 48 goals and 129 points through her junior season ... Helped lead club team to Missouri Youth Soccer Association State Cup titles in 2010 and 2011.

Personal: Born March 29, 1994 ... Parents are Mike and Lesli French.

Storm-French

23



French's Single-Game Highs at Southeast Missouri

Goals ... 1, 2x, last vs. Morehead State (10/14/12)
Assists 1, vs. Belmont (11/1/12)
Points... 2, 2x, last vs. Morehead State (10/14/12)
Shots . 3, 2x, last at Jacksonville State (10/28/12)
Shots on Goal.. 2, 2x, last vs. UT Martin (11/2/12)
Minutes 98, at Belmont (10/19/12)

French's Career Totals at Southeast Missouri

Year	G-GS	Minutes	Goals	Assists	Points	Shots	Shot%	SOG	SOG%	GW	PK-Att
2012	17-7	855	2	1	5	21	.095	9	.429	0	0-0
TOTAL	17-7	855	2	1	5	21	.095	9	.429	0	0-0

Returners

»Forward »5-4 »So. »St. Louis, Mo. »Hazelwood West

2012: Played in 17 matches (five starts) at forward ... Named a Southeast Scholar-Athlete ... OVC Medal of Honor recipient and member of the OVC Commissioner's Honor Roll ... Recorded four points on one goal and two assists ... attempted 21 shots, 10 of which were on goal ... Scored a goal in her first-collegiate match against Illinois State (8/17) ... Made her first-career start against UMKC (8/24) ... Recorded her first-career assist in a win over Murray State (9/28) ... Also assisted on a goal while taking five shots and playing a season-high 81 minutes at Eastern Illinois (10/7).

Prep/Club: Selected to play in the North-South Senior All-Star game ... Named first-team all-conference and second-team all-metro ... Tallied 45 goals and totaled 126 career points through her junior season ... Named team captain as a junior and senior ... Led squad to a 25-2 record as a junior ... Tabbed second-team all-state as a junior and named honorable mention all-state as a sophomore ... Earned first-team all-conference honors three-straight seasons ... High school teammate of current Redhawks Ashton Aubuchon and Amy Ward ... Boasted top GPA in her high school senior class.

Personal: Born Jan. 29, 1994 ... Daughter of Kathy and Jeff Geist.

Ashley Geist

14



Geist's Single-Game Highs at Southeast Missouri

Goals 1, vs. Illinois State (8/17/12)
Assists 1, 2x, last at Eastern Illinois (10/7/12)
Points..... 2, vs. Illinois State (8/17/12)
Shots 5, at Eastern Illinois (10/7/12)
Shots on Goal..... 3, vs. Illinois State (8/17/12)
Minutes 81, at Eastern Illinois (10/7/12)

Geist's Career Totals at Southeast Missouri

Year	G-GS	Minutes	Goals	Assists	Points	Shots	Shot%	SOG	SOG%	GW	PK-Att
2012	17-5	806	1	2	4	21	.048	10	.476	0	0-0
TOTAL	17-5	806	1	2	4	21	.048	10	.476	0	0-0



SOUTHEAST MISSOURI STATE UNIVERSITY

"Defender/Midfielder "5-1 "So. "Granite City, Ill. "Granite City

2012: Played in 20 of 21 matches, starting 18 times on defense ... placed on the OVC All-Tournament Team ... Named a Southeast Scholar-Athlete ... Member of the OVC Commissioner's Honor Roll ... Tied for second on the team with two goals, which accounted for all four of her points ... Finished fourth on the team with 1,719 minutes ... Scored her first-career goal against Murray State (9/28) ... Her other goal was the game-winner in the regular season finale at Jacksonville State (10/28) ... Played every minute in 12 matches ... Helped the Redhawks post seven shutouts and hold opponents to one goal or less in 17 of 21 contests.

Prep/Club: Tabbed a four-star recruit by TopDrawerSoccer.com ... Led St. Louis Scott Gallagher club team to four Missouri State Cup titles ... Club team won the 2009 Midwest League title and the 2010 US National League title ... Club team placed second at 2011 US National Championships ... Lettered four times in soccer ... Led team to a state title as a junior ... Placed on the Illinois all-sectional team as a junior.

Personal: Born Jan. 14, 1994 ... Daughter of Joe and Stacey Harrington.



Amy Harrington

17

Harrington's Single-Game Highs at Southeast Missouri

Goals . 1, 2x, last at Jacksonville State (10/28/12)
Assists N/A
Points. 2, 2x, last at Jacksonville State (10/28/12)
Shots . 1, 5x, last at Jacksonville State (10/28/12)
Shots on Goal.. 1, 3x, last at Jacksonville State (10/28/12)
Minutes 110, 3x, last at Belmont (10/19/12)

Harrington's Career Totals at Southeast Missouri

Year	G-GS	Minutes	Goals	Assists	Points	Shots	Shot%	SOG	SOG%	GW	PK-Att
2012	20-18	1719	2	0	4	5	.400	3	.600	1	0-0
TOTAL	20-18	1719	2	0	4	5	.400	3	.600	1	0-0

Returners

Returners

»Defender »5-1 »Jr. »Bakersfield, Calif. »Liberty

2012: Played in five matches, starting once ... Named a Southeast Scholar-Athlete ... Attempted two shots in 38 minutes against UMKC (8/24) ... Made her first-collegiate start while playing a career-high 43 minutes in a win over Drake (8/26).

2011: Played one match on defense ... Named a Southeast Scholar-Athlete ... Member of the OVC Commissioner's Honor Roll ... Made collegiate debut with 12 minutes off the bench against Arkansas State (8/28).

Prep/Club: Four-year starter and letterwinner at Liberty High School ... First-team all-conference selection as a senior ... Missed her junior year with an injury ... Led her team in goals, assists and points as a sophomore ... Attended Wasco High School during her sophomore campaign ... Two-time team captain ... Honor roll student ... Member of the Bible and choir clubs who competed in several choral competitions ... Was president of the spirit club ... Played under Simon Tobin and Nicole Van Dyke as a member of the Bakersfield Gunners club team.

Personal: Born Jan. 18, 1993 ... Majoring in Historical Preservation ... Daughter of Berkeley and Cynthia Hight ... Her sister, Hillarie is also enrolled at Southeast.



Ellie Hight

5

Hight's Single-Game Highs at Southeast Missouri

Goals	N/A
Assists	N/A
Points	N/A
Shots	2, vs. UMKC (8/24/12)
Shots on Goal	N/A
Minutes	43, vs. Drake (8/26/12)

Hight's Career Totals at Southeast Missouri

2011	1-0	12	0	0	0	0	.000	0	.000	0	0-0
2012	5-1	118	0	0	0	2	.000	0	.000	0	0-0
TOTAL	6-1	130	0	0	0	2	.000	0	.000	0	0-0



SOUTHEAST MISSOURI STATE UNIVERSITY

»Defender »5-1 »So. »Granite City, Ill. »Granite City

2012: Played in 18 matches, starting 17 times on defense ... Named to the OVC All-Newcomer Team ... Earned first-team All-OVC recognition from CollegeSportsMadness.com ... Named a Southeast Scholar-Athlete ... Member of the OVC Commissioner's Honor Roll ... Led the team and ranked seventh in the OVC with four assists, all of which came during OVC play ... Played 1,443 minutes, the fifth most on the team ... Took four shots, one of which was on goal ... Played every minute in 10 matches ... Helped the team post seven shutouts and allow one goal or less in 17 matches ... Dished out two assists for her first-career points against Murray State (9/28) ... Assisted on the game-winning goal in consecutive matches, in an overtime win over Eastern Kentucky (10/12) and in the second half against Morehead State (10/14).

Prep/Club: Led club team to four Missouri State Cup titles ... Club team won the 2009 Midwest League title and the 2010 US National League title ... Club squad also placed second at the 2011 US National Championships ... Guided team to a state title as a junior ... Tabbed Madison County Female Athlete of the Year as a senior ... Named second-team all-conference as a senior ... Also garnered academic all-conference ... Received the Granite City Scholar-Athlete Award.

Personal: Born April 5, 1994 ... Daughter of Carl and Janine Luehmann ... Cousin of former Southeast player Courtney Luehmann.



Paige Luehmann

12

Luehmann's Single-Game Highs at Southeast Missouri

Goals N/A
Assists 2, vs. Murray State (9/28/12)
Points 2, vs. Murray State (9/28/12)
Shots 1, 4x, last at Tennessee Tech (10/26/12)
Shots on Goal 1, vs. Murray State (9/28/12)
Minutes 110, 2x, last at Belmont (10/19/12)

Luehmann's Career Totals at Southeast Missouri

Year	G-GS	Minutes	Goals	Assists	Points	Shots	Shot%	SOG	SOG%	GW	PK-Att
2012	18-17	1443	0	4	4	4	.000	1	.250	0	0-0
TOTAL	18-17	1443	0	4	4	4	.000	1	.250	0	0-0

Returners

»Defender/Midfielder »5-2 »Sr. »Marion, Ill. »Marion

2012: Played in all 21 matches and started 15 times at midfield ... named a Southeast Scholar-Athlete ... Member of the OVC Commissioner's Honor Roll ... Attempted seven shots, two of which met the keeper ... Played 1,301 minutes ... Played every minute in four contests ... Attempted a season-high two shots against Austin Peay (9/30).

2011: Played in all 19 matches and started five at forward ... Named a Southeast Scholar-Athlete ... Member of the OVC Commissioner's Honor Roll ... Totaled 19 shots with nine being on goal for the season... Made her first start of the season against Morehead State (10/7) ... Logged 681 minutes of playing time ... Netted first goal of the year against Arkansas State (8/28) ... Finished with four points on the season ... Tied for third on the team with two assists.

2010: Named to the OVC Commissioner's Honor Roll and earned Southeast Scholar-Athlete accolades ... Played in 18 matches with 11 starts ... Tied for second on the team in scoring with 10 points ... Ranked third on the team in goals (4) and tied for third in assists (2) ... Had 17 shots, seven of which were on goal ... Scored her first-career goal vs. Belmont (8/22) ... Scored the game-winning goal vs. Washington (Mo.) (9/1) ... Recorded a season-high three points vs. Alabama A&M (8/27) ... Also had a season-high five shots in that match ... Played a season-best 77 minutes vs. Stetson (9/10) ... earned OVC Defensive Player of the Week honors on Sept. 7.

Prep/Club: Two-time IHSSCA All-Sectional selection at Marion High School ... Was her conference's Player of the Year as a senior ... Three-time all-conference pick ... Scored 40 goals as a senior ... Added 15 assists and registered a total of 95 points ... Led the Wildcats to their first-ever regional title ... Scored four goals vs. Carbondale ... Had 15 goals and 10 assists as a junior ... Added 21 goals and 19 assists her sophomore season ... Four-year varsity starter and two-time team captain ... Member of the National Honor Society ... Member of the Missouri Olympic Development and AFA Independence Club Teams.

Personal: Born Aug. 6, 1992 ... Majoring in Business Administration ... Daughter of Richard and Mary Palmer.

Palmer's Single-Game Highs at Southeast Missouri

Goals 1, 5x, last vs. Arkansas State (8/28/11)
Assists 1, 4x, last vs. SIUE (10/2/11)
Points 3, vs. Alabama A&M (8/27/10)
Shots 5, 2x, last vs. Jacksonville State (10/28/11)
Shots on Goal 3, vs. Alabama A&M (8/27/10)
Minutes 110, 2x, last vs. UT Martin (9/25/12)

Palmer's Career Totals at Southeast Missouri

Year	G-GS	Minutes	Goals	Assists	Points	Shots	Shot%	SOG	SOG%	GW	PK-Att
2010	18-11	774	4	2	10	17	.235	7	.412	1	0-0
2011	19-5	754	1	2	4	19	.053	9	.474	0	0-0
2012	21-15	1301	0	0	0	7	.000	2	.286	0	0-0
TOTAL	58-31	2829	5	4	14	43	.116	18	.419	1	0-0



Stephanie Palmer

10



SOUTHEAST MISSOURI STATE UNIVERSITY

»Forward »5-1 »So. »Bloomington, Ill. »Normal Community

2012: Started the first seven matches up front ... Named a Southeast Scholar-Athlete ... Member of the OVC Commissioner's Honor Roll ... Finished with three points on a goal and an assist ... attempted 10 shots, Four of which were on goal ... Dished out her first-career assist in the season opener against Illinois State (8/17) ... Scored on a penalty kick in a win over Drake (8/26) ... Played 32 minutes before suffering a season-ending injury against Nebraska (9/8).

2011: Started 12 and played in 14 matches up front ... Named first-team All-OVC and OVC Freshman of the Year ... Named a Southeast Scholar-Athlete ... Member of the OVC Commissioner's Honor Roll ... Ranked second on the team with nine goals and 18 points (fourth in the OVC) ... Ranked second in the conference with 1.29 points per game ... Fired 38 shots, 23 of which were on goal ... Led Southeast with four game-winning goals ... Scored in three-straight matches, all Southeast victories, from Aug. 28-Sept. 9 ... Scored two goals, including the game-winner, against Arkansas State game (8/28) ... Scored the match's only goal in wins against Butler (9/9) and Eastern Illinois (9/30) ... Scored two goals in a 2:17 span to lift Southeast past Austin Peay (9/23) ... Named OVC Offensive Player of the Week on Sept. 27 after totaling three goals in wins at Austin Peay and Murray State (9/26).

Prep/Club: Three-time Bloomington Pantagraph Intercity Player of the Year ... Led the intercity in assists for the third-consecutive year with 14 and her 20 goals were only one shy of the lead ... Had at least one goal or assist in 18 of 25 games, helping her intercity championship team to a 22-1-2 record in 2011 and an 86-10-3 mark for her career ... Named Normal Community High School Most Valuable Player and garnered all-state honors twice in her career ... Four-time Big 12 Conference selection ... Scored 24 goals and had 26 assists as a junior ... Led her team with 27 goals as a sophomore ... Played for the St. Louis Gallagher Soccer Club ... Led her 2005 and 2007 club teams to Illinois State Cup Championships.

Personal: Born Dec. 17, 1992 ... Daughter of Dave and Carolyn Shulman.

Shulman's Single-Game Highs at Southeast Missouri

Goals 2, 2x, last at Austin Peay (9/23/11)
Assists 1, vs. Illinois State (8/17/12)
Points 4, 2x, last at Austin Peay (9/23/11)
Shots 6, 3x, last vs. Eastern Illinois (9/30/11)
Shots on Goal 4, vs. Eastern Illinois (9/30/11)
Minutes 110, vs. Saint Louis (8/19/12)

Shulman's Career Totals at Southeast Missouri

Year	G-GS	Minutes	Goals	Assists	Points	Shots	Shot%	SOG	SOG%	GW	PK-Att
2011	14-12	956	9	0	18	38	.237	23	.605	4	0-0
2012	7-7	569	1	1	3	10	.100	4	.400	0	1-1
TOTAL	21-19	1525	10	1	21	48	.208	27	.562	4	1-1

3

Returners

Returners

»Forward »5-7 »Sr. »Hazelwood, Mo. »Hazelwood West

2012: Played in 20 matches, starting five times at forward ... Named a Southeast Scholar-Athlete ... OVC Medal of Honor recipient and member of the OVC Commissioner's Honor Roll ... Finished with two points on two assists ... Dished out her first assist of the season against Tennessee Tech (10/26) ... Recorded the primary assist on the game-winning goal in the Redhawks' OVC Tournament win over Belmont (11/1) ... Played a season-high 74 minutes in the OVC Tournament semifinals at UT Martin (11/2).

2011: Appeared in 10 matches off the bench ... Named a Southeast Scholar-Athlete ... OVC Medal of Honor recipient and member of the OVC Commissioner's Honor Roll ... Scored against SIU Edwardsville (9/30) ... Played a season high of 39 minutes against UT Martin (10/21) ... Played a total of 205 minutes.

2010: Southeast Scholar-Athlete and OVC Commissioner's Honor Roll honoree ... Played in 10 matches ... Scored two goals and finished with a season-high six points vs. Alabama A&M (8/27) ... Took six shots, including four on goal in that game ... Played a season-high 57 minutes vs. Quincy (10/27).

Prep/Club: Second-team all-state selection and three-time all-conference pick at Hazelwood West High School ... All-metro honoree who tallied 15 goals, 12 assists and 42 points as a senior ... Led the team in game-winning goals ... Led Hazelwood West High to a 25-2 record and No. 31 national ranking ... Member of the AFA Independence Club Team ... Was selected to play in the 2010 Missouri Athletic Club North-South Senior All-Star Game.

Personal: Born Aug. 27, 1991 ... Majoring in Mechanical & Manufacturing Systems ... Daughter of Terry and Patricia Ward.

Ward's Single-Game Highs at Southeast Missouri

Goals	2, vs. Alabama A&M (8/27/10)
Assists	2, vs. Alabama A&M (8/27/10)
Points.....	6, vs. Alabama A&M (8/27/10)
Shots	6, vs. Alabama A&M (8/27/10)
Shots on Goal.....	4, vs. Alabama A&M (8/27/10)
Minutes.....	74, vs. UT Martin (11/2/12)

Ward's Career Totals at Southeast Missouri

Year	G-GS	Minutes	Goals	Assists	Points	Shots	Shot%	SOG	SOG%	GW	PK-Att
2010	10-0	254	2	2	6	7	.286	4	.571	0	0-0
2011	10-0	205	1	0	2	2	.500	2	1.000	0	0-0
2012	20-5	648	0	2	2	1	.000	0	.000	0	0-0
TOTAL	40-5	1107	3	4	10	10	.300	6	.600	0	0-0

Amy Ward

11



SOUTHEAST MISSOURI STATE UNIVERSITY

Ashton Aubuchon

2010	Min	GA	GAAvg	Saves	Save%	W	L	T	Sho
8/22 Belmont*	110:00	1	0.82	3	.750	1	0	0	-
8/27 vs. Alabama A&M*	57:32	1	1.07	2	.714	2	0	0	-
8/29 vs. South Florida*	90:00	4	2.10	5	.625	2	1	0	-
9/1 Washington U*	90:00	0	1.55	3	.684	3	1	0	1
9/5 Ball State*	102:21	3	1.80	6	.679	3	2	0	-
9/17 at Western Ky.*	90:00	1	1.67	6	.714	3	3	0	-
9/19 at Arkansas State*	90:00	0	1.43	7	.762	4	3	0	1
9/24 at Jacksonville St.*	90:00	2	1.50	3	.745	4	4	0	-
9/26 at Austin Peay*	90:00	0	1.33	0	.745	5	4	0	1
10/3 Eastern Illinois*	90:00	0	1.20	1	.750	6	4	0	1
10/8 Eastern Kentucky*	90:00	0	1.09	3	.765	7	4	0	1
10/10 Morehead State*	90:00	3	1.25	4	.741	7	5	0	-
10/15 at Tennessee Tech*	90:00	1	1.23	2	.738	7	6	0	-
10/22 at Murray State*	90:00	1	1.21	0	.726	8	6	0	-
10/24 UT Martin*	110:00	0	1.12	6	.750	8	6	1	1
11/5 vs. Austin Peay*	90:00	3	1.23	3	.730	8	7	1	-
Totals	1459:53	20	1.23	54	.730	8	7	1	6

2011	Min	GA	GAAvg	Saves	Save%	W	L	T	Sho
8/19 at Illinois State*	90:00	2	2.00	3	.600	1	0	0	-
8/21 at Iowa*	90:00	2	2.00	8	.733	1	1	0	-
8/28 Arkansas State*	81:36	0	1.38	2	.765	2	1	0	-
9/2 at Evansville*	78:56	0	1.06	4	.810	3	1	0	-
9/9 vs Butler*	90:00	0	0.84	2	.826	4	1	0	1
9/11 at Kentucky*	90:00	2	1.04	5	.800	4	2	0	-
9/16 at Saint Louis*	110:00	0	0.86	3	.818	4	2	1	1
9/23 at Austin Peay*	90:00	1	0.87	6	.825	5	2	1	-
9/26 at Murray State*	90:00	0	0.78	6	.848	6	2	1	1
9/30 Eastern Illinois*	90:00	0	0.70	1	.851	7	2	1	1
10/2 SIU Edwardsville*	90:00	0	0.64	2	.857	8	2	1	1
10/7 at Morehead State*	90:00	2	0.75	2	.830	8	3	1	-
10/9 at Eastern Kentucky*	90:00	0	0.69	7	.850	9	3	1	1
10/14 at UT Martin*	90:00	1	0.71	2	.841	10	3	1	-
10/16 Iowa State*	90:00	2	0.80	4	.826	10	4	1	-
10/28 Jacksonville State*	90:00	0	0.75	1	.829	11	4	1	1
10/30 Tennessee Tech*	90:00	0	0.71	4	.838	12	4	1	1
11/4 Morehead State*	90:00	2	0.78	5	.827	12	5	1	-
Totals	1620:32	14	0.78	67	.827	12	5	1	8

2012	Min	GA	GAAvg	Saves	Save%	W	L	T	Sho
8/17 Illinois State*	90:00	2	2.00	1	.333	0	1	0	-
8/31 vs Louisville	10:52	0	1.78	1	.500	0	1	0	-
9/2 at Kentucky*	90:00	1	1.41	3	.625	0	2	0	-
9/8 at Nebraska*	90:00	4	2.24	13	.720	0	3	0	-
9/14 at Memphis*	70:17	5	3.08	6	.667	0	4	0	-
9/28 Murray State*	90:00	0	2.45	5	.707	1	4	0	1
10/7 at Eastern Illinois*	107:04	3	2.46	3	.681	1	5	0	-
Totals	548:13	15	2.46	32	.681	1	5	0	1

Breana Beine (with Evansville)

2010	G	A	Pts	Sh	Shot%	SOG	SOG%	GW	PK-A	Min
8/20 Indiana*	0	0	0	1	.000	0	.000	0	0-0	90
8/22 at Eastern Illinois*	0	0	0	1	.000	1	.500	0	0-0	95
8/29 Valparaiso*	0	1	1	1	.000	0	.333	0	0-0	110
9/3 at Western Kentucky*	0	0	0	0	.000	0	.333	0	0-0	86
9/5 at Middle Tennessee*	1	0	2	2	.200	1	.400	1	0-0	90
9/10 at UT Martin*	0	0	0	3	.125	2	.500	0	0-0	90
9/15 at Kentucky*	0	0	0	0	.125	0	.500	0	0-0	90
9/17 Xavier*	0	0	0	2	.100	2	.600	0	0-1	50
9/19 at Miami*	1	0	2	2	.167	1	.583	0	0-0	90
9/26 at Drake*	1	0	2	4	.188	3	.625	0	0-0	98
10/6 Murray State*	0	0	0	1	.176	0	.588	0	0-0	79
10/9 at Creighton*	0	0	0	1	.167	1	.611	0	0-0	90
10/16 Illinois State*	0	0	0	1	.158	0	.579	0	0-0	90
10/20 Indiana State*	0	0	0	3	.136	2	.591	0	0-0	90
10/22 Loyola*	1	0	2	4	.154	3	.615	0	0-0	90
10/24 Northern Iowa*	2	1	5	5	.194	2	.581	0	0-0	90
10/28 at Missouri State*	0	0	0	0	.194	0	.581	0	0-0	90
10/31 at Drake*	1	0	2	2	.212	1	.576	1	0-0	82
11/5 at Creighton*	0	0	0	0	.212	0	.576	0	0-0	90
Totals	7	2	16	33	.212	19	.576	2	0-1	1680

2011	G	A	Pts	Sh	Shot%	SOG	SOG%	GW	PK-A	Min
8/19 at Indiana*	0	0	0	3	.000	1	.333	0	0-0	102
8/21 at Saint Louis*	0	0	0	0	.000	0	.333	0	0-0	90
8/26 Central Michigan*	0	0	0	1	.000	0	.250	0	0-0	90
8/28 at Valparaiso*	0	0	0	2	.000	2	.500	0	0-0	90
8/31 at Xavier*	0	0	0	0	.000	0	.500	0	0-0	88
9/2 Southeast Missouri*	0	0	0	1	.000	0	.429	0	0-0	90
9/4 at Morehead State*	0	0	0	5	.000	2	.417	0	0-0	90
9/9 vs Lamar*	0	1	1	3	.000	0	.333	0	0-0	89
9/11 at Northern Arizona*	0	0	0	1	.000	1	.375	0	0-0	97
9/16 Miami*	0	0	0	2	.000	2	.444	0	0-0	68
9/18 UT Martin*	0	0	0	2	.000	1	.450	0	0-0	30
9/24 IPFW*	0	0	0	1	.000	1	.476	0	0-0	68
10/1 Creighton	0	0	0	0	.000	0	.476	0	0-0	35
10/9 at Illinois State*	1	0	2	2	.043	2	.522	0	0-0	90
10/15 at Northern Iowa*	0	0	0	2	.040	2	.560	0	0-0	90
10/19 at Indiana State*	0	0	0	0	.040	0	.560	0	0-0	90
10/23 Drake*	2	0	4	8	.091	5	.576	0	0-0	90
10/27 Missouri State*	0	0	0	1	.088	1	.588	0	0-0	91
10/30 Drake*	0	0	0	0	.088	0	.588	0	0-0	90
11/4 vs Illinois State*	0	0	0	0	.088	0	.588	0	0-0	90
Totals	3	1	7	34	.088	20	.588	0	0-0	1658

Ashley Brendel

2012	G	A	Pts	Sh	Shot%	SOG	SOG%	GW	PK-A	Min
8/17 Illinois State	0	0	0	0	.000	0	.000	0	0-0	7
8/31 vs Louisville	0	0	0	0	.000	0	.000	0	0-0	5
9/2 at Kentucky	0	0	0	0	.000	0	.000	0	0-0	5
9/8 at Nebraska	0	0	0	0	.000	0	.000	0	0-0	8

Returner Statistics

Returner Statistics

9/14 at Memphis	0	0	0	0	.000	0	.000	0	0-0	12
9/28 Murray State	0	0	0	2	.000	1	.500	0	0-0	36
10/12 Eastern Kentucky	0	0	0	0	.000	0	.500	0	0-0	24
10/14 Morehead State	0	0	0	0	.000	0	.500	0	0-0	23
10/19 at Belmont	0	0	0	0	.000	0	.500	0	0-0	12
10/26 at Tennessee Tech	0	1	1	0	.000	0	.500	0	0-0	24
10/28 at Jacksonville State	0	0	0	2	.000	2	.750	0	0-0	17
11/1 vs Belmont	0	0	0	0	.000	0	.750	0	0-0	8
11/2 at UT Martin	0	0	0	0	.000	0	.750	0	0-0	17
Totals	0	1	1	4	.000	3	.750	0	0-0	198

Jacey Boyko

2010	G	A	Pts	Sh	Shot%	SOG	SOG%	GW	PK-A	Min
8/22 Belmont*	0	0	0	2	.000	0	.000	0	0-0	49
8/27 vs. Alabama A&M	1	0	2	3	.200	1	.200	0	0-0	57
8/29 vs. South Florida	0	0	0	0	.200	0	.200	0	0-0	32
9/1 Washington U	0	0	0	1	.167	0	.167	0	0-0	36
9/5 Ball State	0	0	0	1	.143	0	.143	0	0-0	32
9/10 Stetson	0	0	0	1	.125	1	.250	0	0-0	35
9/17 at Western Kentucky	0	0	0	2	.100	0	.200	0	0-0	65
9/19 at Arkansas State	0	0	0	0	.100	0	.200	0	0-0	59
9/24 at Jacksonville State*	0	0	0	0	.100	0	.200	0	0-0	58
9/26 at Austin Peay*	0	0	0	1	.091	1	.273	0	0-0	61
10/3 Eastern Illinois*	0	0	0	1	.083	0	.250	0	0-0	45
10/8 Eastern Kentucky	0	0	0	0	.083	0	.250	0	0-0	17
10/10 Morehead State	0	0	0	0	.083	0	.250	0	0-0	48
10/15 at Tennessee Tech	0	0	0	0	.083	0	.250	0	0-0	50
10/22 at Murray State	0	0	0	0	.083	0	.250	0	0-0	36
10/24 UT Martin	0	0	0	0	.083	0	.250	0	0-0	14
10/27 Quincy	0	0	0	1	.077	0	.231	0	0-0	65
11/5 vs. Austin Peay	0	0	0	1	.071	0	.214	0	0-0	16
Totals	1	0	2	14	.071	3	.214	0	0-0	775

2011	G	A	Pts	Sh	Shot%	SOG	SOG%	GW	PK-A	Min
8/19 at Illinois State	0	0	0	0	.000	0	.000	0	0-0	36
8/21 at Iowa	1	0	2	1	1.000	1	1.000	0	0-0	38
8/28 Arkansas State	0	0	0	0	1.000	0	1.000	0	0-0	51
9/2 at Evansville	0	1	1	2	.333	0	.333	0	0-0	37
9/9 vs Butler	0	0	0	1	.250	1	.500	0	0-0	11
9/11 at Kentucky	0	0	0	1	.200	0	.400	0	0-0	17
9/16 at Saint Louis	0	0	0	0	.200	0	.400	0	0-0	13
9/23 at Austin Peay	0	0	0	0	.200	0	.400	0	0-0	16
9/26 at Murray State	0	0	0	1	.167	1	.500	0	0-0	24
9/30 Eastern Illinois	0	0	0	0	.167	0	.500	0	0-0	24
10/2 SIU Edwardsville	0	0	0	0	.167	0	.500	0	0-0	31
10/7 at Morehead State	0	1	1	0	.167	0	.500	0	0-0	41
10/9 at Eastern Kentucky*	0	0	0	0	.167	0	.500	0	0-0	58
10/14 at UT Martin*	0	1	1	2	.125	1	.500	0	0-0	51
10/16 Iowa State*	0	0	0	0	.125	0	.500	0	0-0	42
10/21 UT Martin*	0	0	0	2	.100	2	.600	0	0-0	79
10/28 Jacksonville State*	1	1	3	4	.143	3	.643	0	0-0	41
10/30 Tennessee Tech	0	0	0	0	.143	0	.643	0	0-0	34

11/4 Morehead State	0	0	0	0	.143	0	.643	0	0-0	7
Totals	2	4	8	14	.143	9	.643	0	0-0	651

2012	G	A	Pts	Sh	Shot%	SOG	SOG%	GW	PK-A	Min
8/17 Illinois State*	0	0	0	1	.000	0	.000	0	0-0	35
8/19 Saint Louis*	0	0	0	0	.000	0	.000	0	0-0	63
8/24 UMKC*	0	0	0	1	.000	1	.500	0	0-0	47
8/26 Drake*	0	0	0	0	.000	0	.500	0	0-0	59
8/31 vs Louisville*	0	0	0	1	.000	1	.667	0	0-0	79
9/2 at Kentucky	0	0	0	0	.000	0	.667	0	0-0	12
9/8 at Nebraska	0	0	0	0	.000	0	.667	0	0-0	29
9/11 Evansville*	0	0	0	2	.000	0	.400	0	0-0	91
9/14 at Memphis*	0	0	0	0	.000	0	.400	0	0-0	32
9/25 UT Martin*	0	1	1	2	.000	1	.429	0	0-1	76
9/28 Murray State*	1	0	2	2	.111	1	.444	0	0-0	45
9/30 Austin Peay*	0	0	0	1	.100	1	.500	0	0-0	43
10/5 at SIUE	0	0	0	0	.100	0	.500	0	0-0	11
10/7 at Eastern Illinois	0	0	0	0	.100	0	.500	0	0-0	14
10/12 Eastern Kentucky	1	0	2	1	.182	1	.545	1	0-0	57
10/14 Morehead State*	0	1	1	0	.182	0	.545	0	0-0	63
10/19 at Belmont*	0	0	0	1	.167	0	.500	0	0-0	75
10/26 at Tennessee Tech*	0	1	1	0	.167	0	.500	0	0-0	48
10/28 at Jacksonville State	0	0	0	0	.167	0	.500	0	0-0	39
11/1 vs Belmont	0	0	0	0	.167	0	.500	0	0-0	50
11/2 at UT Martin	0	0	0	0	.167	0	.500	0	0-0	48
Totals	2	3	7	12	.167	6	.500	1	0-1	1016

Taylor Byrd

2010	G	A	Pts	Sh	Shot%	SOG	SOG%	GW	PK-A	Min
8/22 Belmont*	0	0	0	1	.000	0	.000	0	0-0	87
8/27 vs. Alabama A&M*	0	1	1	1	.000	0	.000	0	0-0	90
8/29 vs. South Florida*	0	0	0	0	.000	0	.000	0	0-0	44
9/1 Washington U*	0	0	0	2	.000	1	.250	0	0-0	71
9/5 Ball State*	0	0	0	1	.000	0	.200	0	0-0	51
9/10 Stetson	0	0	0	0	.000	0	.200	0	0-0	38
9/17 at Western Kentucky	0	0	0	0	.000	0	.200	0	0-0	52
9/19 at Arkansas State*	0	0	0	1	.000	0	.167	0	0-0	90
9/24 at Jacksonville State*	0	0	0	0	.000	0	.167	0	0-0	43
9/26 at Austin Peay	0	0	0	0	.000	0	.167	0	0-0	52
10/3 Eastern Illinois	0	0	0	2	.000	0	.125	0	0-0	37
10/8 Eastern Kentucky	0	0	0	0	.000	0	.125	0	0-0	10
10/10 Morehead State	0	0	0	1	.000	0	.111	0	0-0	16
10/15 at Tennessee Tech	0	0	0	1	.000	0	.100	0	0-0	28
10/22 at Murray State*	0	1	1	2	.000	0	.083	0	0-0	79
10/24 UT Martin*	0	0	0	0	.000	0	.083	0	0-0	73
10/27 Quincy*	0	0	0	2	.000	1	.143	0	0-0	90
11/5 vs. Austin Peay*	0	0	0	3	.000	1	.176	0	0-0	90
Totals	0	2	2	17	.000	3	.176	0	0-0	1041

2012	G	A	Pts	Sh	Shot%	SOG	SOG%	GW	PK-A	Min
8/17 Illinois State*	0	0	0	1	.000	0	.000	0	0-0	70
8/19 Saint Louis*	0	0	0	0	.000	0	.000	0	0-0	87



SOUTHEAST MISSOURI STATE UNIVERSITY

8/24	UMKC*	0	0	0	0	.000	0	.000	0	0-0	58
8/26	Drake*	0	0	0	0	.000	0	.000	0	0-0	36
8/31	vs Louisville*	0	0	0	0	.000	0	.000	0	0-0	23
9/2	at Kentucky	0	0	0	0	.000	0	.000	0	0-0	31
9/8	at Nebraska	0	0	0	0	.000	0	.000	0	0-0	16
9/14	at Memphis	0	0	0	0	.000	0	.000	0	0-0	54
9/25	UT Martin*	0	0	0	0	.000	0	.000	0	0-0	107
9/28	Murray State*	0	0	0	3	.000	0	.000	0	0-0	81
9/30	Austin Peay*	0	0	0	1	.000	1	.200	0	0-0	90
10/5	at SIUE*	0	0	0	0	.000	0	.200	0	0-0	41
10/7	at Eastern Illinois	1	0	2	2	.143	2	.429	0	0-0	48
10/14	Morehead State	0	0	0	0	.143	0	.429	0	0-0	10
10/19	at Belmont	0	0	0	0	.143	0	.429	0	0-0	9
10/26	at Tennessee Tech	0	0	0	1	.125	0	.375	0	0-0	35
10/28	at Jacksonville State	0	0	0	0	.125	0	.375	0	0-0	32
11/2	at UT Martin	0	0	0	0	.125	0	.375	0	0-0	27
Totals		1	0	2	8	.125	3	.375	0	0-0	855

Torey Byrd

2011		G	A	Pts	Sh	Shot%	SOG	SOG%	GW	PK-A	Min
8/19	at Illinois State*	0	0	0	1	.000	0	.000	0	0-0	90
8/21	at Iowa*	0	0	0	0	.000	0	.000	0	0-0	90
8/28	Arkansas State*	0	1	1	0	.000	0	.000	0	0-0	75
9/2	at Evansville*	1	0	2	1	.500	1	.500	1	0-0	90
9/9	vs Butler*	0	1	1	0	.500	0	.500	0	0-0	90
9/11	at Kentucky*	0	0	0	0	.500	0	.500	0	0-0	90
9/16	at Saint Louis*	0	0	0	1	.333	1	.667	0	0-0	110
9/23	at Austin Peay*	0	0	0	2	.200	0	.400	0	0-0	85
9/26	at Murray State*	0	0	0	0	.200	0	.400	0	0-0	45
9/30	Eastern Illinois*	0	0	0	0	.200	0	.400	0	0-0	90
10/2	SIU Edwardsville*	0	1	1	1	.167	0	.333	0	0-0	68
10/7	at Morehead State*	0	0	0	0	.167	0	.333	0	0-0	82
10/9	at Eastern Kentucky*	0	0	0	0	.167	0	.333	0	0-0	67
10/14	at UT Martin*	0	0	0	5	.091	2	.364	0	0-0	90
10/16	Iowa State*	0	0	0	0	.091	0	.364	0	0-0	90
10/21	UT Martin*	0	0	0	3	.071	1	.357	0	0-0	107
10/28	Jacksonville State*	0	0	0	4	.056	2	.389	0	0-0	67
10/30	Tennessee Tech	1	0	2	2	.100	2	.450	0	0-0	75
11/4	Morehead State*	0	0	0	0	.100	0	.450	0	0-0	54
Totals		2	3	7	20	.100	9	.450	1	0-0	1555

2012		G	A	Pts	Sh	Shot%	SOG	SOG%	GW	PK-A	Min
8/17	Illinois State*	0	0	0	0	.000	0	.000	0	0-0	90
8/19	Saint Louis*	0	0	0	2	.000	0	.000	0	0-0	110
8/24	UMKC*	0	0	0	1	.000	1	.333	0	0-1	90
8/26	Drake*	0	0	0	0	.000	0	.333	0	0-0	90
8/31	vs Louisville*	0	0	0	2	.000	0	.200	0	0-0	90
9/2	at Kentucky*	0	0	0	0	.000	0	.200	0	0-0	90
9/8	at Nebraska*	0	0	0	0	.000	0	.200	0	0-0	74
9/11	Evansville*	0	0	0	2	.000	2	.429	0	0-0	101
9/14	at Memphis*	0	0	0	1	.000	1	.500	0	0-0	45
9/25	UT Martin*	0	0	0	0	.000	0	.500	0	0-0	110

9/28	Murray State*	2	0	4	4	.167	3	.583	0	0-0	42
9/30	Austin Peay*	0	0	0	1	.154	0	.538	0	0-0	90
10/5	at SIUE*	0	0	0	2	.133	0	.467	0	0-0	90
10/7	at Eastern Illinois*	0	0	0	4	.105	2	.474	0	0-0	96
10/12	Eastern Kentucky*	0	0	0	0	.105	0	.474	0	0-0	94
10/14	Morehead State*	1	0	2	1	.150	1	.500	1	0-0	80
10/19	at Belmont*	0	0	0	2	.136	1	.500	0	0-0	110
10/26	at Tennessee Tech*	2	0	4	3	.200	2	.520	0	0-0	83
10/28	at Jacksonville State*	0	0	0	5	.167	2	.500	0	0-0	90
11/1	vs Belmont*	1	0	2	2	.188	2	.531	1	0-0	90
11/2	at UT Martin*	0	0	0	1	.182	1	.545	0	0-0	90
Totals		6	0	12	33	.182	18	.545	2	0-1	1845

Jenna Collingridge

2012		G	A	Pts	Sh	Shot%	SOG	SOG%	GW	PK-A	Min
8/17	Illinois State	0	0	0	0	.000	0	.000	0	0-0	31
8/26	Drake	0	0	0	0	.000	0	.000	0	0-0	23
9/8	at Nebraska	0	0	0	0	.000	0	.000	0	0-0	53
9/11	Evansville*	0	0	0	2	.000	1	.500	0	0-0	77
9/14	at Memphis*	0	0	0	0	.000	0	.500	0	0-0	36
9/25	UT Martin	0	0	0	0	.000	0	.500	0	0-0	3
9/28	Murray State	0	0	0	0	.000	0	.500	0	0-0	52
10/5	at SIUE	0	0	0	1	.000	0	.333	0	0-0	49
10/7	at Eastern Illinois*	0	0	0	0	.000	0	.333	0	0-0	100
10/12	Eastern Kentucky	0	0	0	0	.000	0	.333	0	0-0	42
10/14	Morehead State*	0	0	0	0	.000	0	.333	0	0-0	79
10/19	at Belmont*	0	0	0	2	.000	1	.400	0	0-0	91
10/26	at Tennessee Tech*	0	1	1	1	.000	1	.500	0	0-0	65
10/28	at Jacksonville State*	0	0	0	1	.000	0	.429	0	0-0	75
11/1	vs Belmont*	0	0	0	1	.000	0	.375	0	0-0	90
11/2	at UT Martin*	0	0	0	0	.000	0	.375	0	0-0	74
Totals		0	1	1	8	.000	3	.375	0	0-0	940

Kasey Crowden

2011		G	A	Pts	Sh	Shot%	SOG	SOG%	GW	PK-A	Min
8/28	Arkansas State	0	0	0	0	.000	0	.000	0	0-0	12
9/2	at Evansville	0	0	0	1	.000	0	.000	0	0-0	18
9/26	at Murray State	0	0	0	0	.000	0	.000	0	0-0	13
10/2	SIU Edwardsville	0	0	0	0	.000	0	.000	0	0-0	8
10/9	at Eastern Kentucky	0	0	0	0	.000	0	.000	0	0-0	8
10/14	at UT Martin	0	0	0	1	.000	0	.000	0	0-0	15
10/16	Iowa State	0	0	0	0	.000	0	.000	0	0-0	33
10/21	UT Martin	0	0	0	0	.000	0	.000	0	0-0	45
10/28	Jacksonville State	0	0	0	1	.000	0	.000	0	0-0	23
10/30	Tennessee Tech	0	0	0	2	.000	0	.000	0	0-0	16
Totals		0	0	0	5	.000	0	.000	0	0-0	191

2012		G	A	Pts	Sh	Shot%	SOG	SOG%	GW	PK-A	Min
8/17	Illinois State	0	0	0	0	.000	0	.000	0	0-0	23
8/19	Saint Louis	0	0	0	0	.000	0	.000	0	0-0	55
8/24	UMKC	0	0	0	0	.000	0	.000	0	0-0	13
8/31	vs Louisville	0	0	0	0	.000	0	.000	0	0-0	11

Returner Statistics

Returner Statistics

9/2	at Kentucky	0	0	0	1	.000	0	.000	0	0-0	61
9/8	at Nebraska*	0	0	0	0	.000	0	.000	0	0-0	41
9/11	Evansville*	0	0	0	5	.000	2	.333	0	0-0	90
9/14	at Memphis*	0	0	0	1	.000	0	.286	0	0-0	57
9/25	UT Martin*	0	0	0	0	.000	0	.286	0	0-0	74
9/28	Murray State*	0	0	0	2	.000	0	.222	0	0-0	38
9/30	Austin Peay*	0	0	0	0	.000	0	.222	0	0-0	31
10/5	at SIUE	0	0	0	2	.000	2	.364	0	0-0	62
10/7	at Eastern Illinois	0	0	0	5	.000	1	.312	0	0-0	73
10/12	Eastern Kentucky*	0	1	1	0	.000	0	.312	0	0-0	69
10/14	Morehead State*	0	2	2	3	.000	0	.263	0	0-0	72
10/19	at Belmont*	0	0	0	3	.000	1	.273	0	0-0	96
10/26	at Tennessee Tech*	2	0	4	3	.080	2	.320	1	0-0	90
10/28	at Jacksonville State*	0	0	0	2	.074	2	.370	0	0-0	64
11/1	vs Belmont*	0	0	0	2	.069	1	.379	0	0-0	81
11/2	at UT Martin*	0	0	0	1	.067	0	.367	0	0-0	59
Totals		2	3	7	30	.067	11	.367	1	0-0	1160

Storm French

2012	G	A	Pts	Sh	Shot%	SOG	SOG%	GW	PK-A	Min
8/17 Illinois State	0	0	0	0	.000	0	.000	0	0-0	11
8/19 Saint Louis	0	0	0	0	.000	0	.000	0	0-0	9
8/26 Drake	0	0	0	0	.000	0	.000	0	0-0	15
8/31 vs Louisville	0	0	0	0	.000	0	.000	0	0-0	39
9/8 at Nebraska	0	0	0	0	.000	0	.000	0	0-0	17
9/14 at Memphis	0	0	0	0	.000	0	.000	0	0-0	20
9/25 UT Martin	0	0	0	2	.000	1	.500	0	0-0	53
9/28 Murray State	0	0	0	1	.000	1	.667	0	0-0	59
10/5 at SIUE	0	0	0	2	.000	1	.600	0	0-0	51
10/7 at Eastern Illinois	1	0	2	1	.167	1	.667	0	0-0	62
10/12 Eastern Kentucky*	0	0	0	2	.125	0	.500	0	0-0	69
10/14 Morehead State*	1	0	2	1	.222	1	.556	0	0-0	67
10/19 at Belmont*	0	0	0	3	.167	2	.583	0	0-0	98
10/26 at Tennessee Tech* 0	0	0	0	2	.143	0	.500	0	0-0	66
10/28 at Jacksonville State* 0	0	0	0	3	.118	0	.412	0	0-0	83
11/1 vs Belmont*	0	1	1	2	.105	0	.368	0	0-0	82
11/2 at UT Martin*	0	0	0	2	.095	2	.429	0	0-0	54
Totals	2	1	5	21	.095	9	.429	0	0-0	855

Ashley Geist

2012	G	A	Pts	Sh	Shot%	SOG	SOG%	GW	PK-A	Min
8/17 Illinois State	1	0	2	4	.250	3	.750	0	0-0	41
8/19 Saint Louis	0	0	0	1	.200	1	.800	0	0-0	58
8/24 UMKC*	0	0	0	1	.167	1	.833	0	0-0	50
8/26 Drake	0	0	0	0	.167	0	.833	0	0-0	30
8/31 vs Louisville	0	0	0	1	.143	1	.857	0	0-0	56
9/2 at Kentucky*	0	0	0	0	.143	0	.857	0	0-0	29
9/8 at Nebraska	0	0	0	1	.125	0	.750	0	0-0	62
9/11 Evansville	0	0	0	2	.100	0	.600	0	0-0	44
9/14 at Memphis	0	0	0	0	.100	0	.600	0	0-0	58
9/25 UT Martin	0	0	0	1	.091	0	.545	0	0-0	49

9/28	Murray State	0	1	1	1	.083	1	.583	0	0-0	58
9/30	Austin Peay	0	0	0	2	.071	1	.571	0	0-0	59
10/5	at SIUE*	0	0	0	1	.067	0	.533	0	0-0	50
10/7	at Eastern Illinois*	0	1	1	5	.050	1	.450	0	0-0	81
10/12	Eastern Kentucky*	0	0	0	0	.050	0	.450	0	0-0	40
11/1	vs Belmont	0	0	0	1	.048	1	.476	0	0-0	8
11/2	at UT Martin	0	0	0	0	.048	0	.476	0	0-0	33
Totals		1	2	4	21	.048	10	.476	0	0-0	806

Amy Harrington

2012		G	A	Pts	Sh	Shot%	SOG	SOG%	GW	PK-A	Min
8/17	Illinois State*	0	0	0	0	.000	0	.000	0	0-0	80
8/19	Saint Louis*	0	0	0	0	.000	0	.000	0	0-0	101
8/24	UMKC*	0	0	0	0	.000	0	.000	0	0-0	52
8/31	vs Louisville	0	0	0	0	.000	0	.000	0	0-0	39
9/2	at Kentucky	0	0	0	0	.000	0	.000	0	0-0	65
9/8	at Nebraska*	0	0	0	0	.000	0	.000	0	0-0	78
9/11	Evansville*	0	0	0	0	.000	0	.000	0	0-0	110
9/14	at Memphis*	0	0	0	0	.000	0	.000	0	0-0	90
9/25	UT Martin*	0	0	0	0	.000	0	.000	0	0-0	110
9/28	Murray State*	1	0	2	1	1.000	1	1.000	0	0-0	76
9/30	Austin Peay*	0	0	0	0	1.000	0	1.000	0	0-0	90
10/5	at SIUE*	0	0	0	1	.500	0	.500	0	0-0	90
10/7	at Eastern Illinois*	0	0	0	0	.500	0	.500	0	0-0	107
10/12	Eastern Kentucky*	0	0	0	0	.500	0	.500	0	0-0	94
10/14	Morehead State*	0	0	0	1	.333	0	.333	0	0-0	90
10/19	at Belmont*	0	0	0	1	.250	1	.500	0	0-0	110
10/26	at Tennessee Tech*	0	0	0	0	.250	0	.500	0	0-0	67
10/28	at Jacksonville State*	1	0	2	1	.400	1	.600	1	0-0	90
11/1	vs Belmont*	0	0	0	0	.400	0	.600	0	0-0	90
11/2	at UT Martin*	0	0	0	0	.400	0	.600	0	0-0	90
Totals		2	0	4	5	.400	3	.600	1	0-0	1719

Ellie Hight

2011		G	A	Pts	Sh	Shot%	SOG	SOG%	GW	PK-A	Min
8/28	Arkansas State	0	0	0	0	.000	0	.000	0	0-0	12
	Totals	0	0	0	0	.000	0	.000	0	0-0	12

2012		G	A	Pts	Sh	Shot%	SOG	SOG%	GW	PK-A	Min
8/24	UMKC	0	0	0	2	.000	0	.000	0	0-0	38
8/26	Drake*	0	0	0	0	.000	0	.000	0	0-0	43
8/31	vs Louisville	0	0	0	0	.000	0	.000	0	0-0	19
10/28	at Jacksonville State	0	0	0	0	.000	0	.000	0	0-0	10
11/1	vs Belmont	0	0	0	0	.000	0	.000	0	0-0	8
Totals		0	0	0	2	.000	0	.000	0	0-0	118

Paige Luehmann

2012		G	A	Pts	Sh	Shot%	SOG	SOG%	GW	PK-A	Min
8/26	Drake	0	0	0	0	.000	0	.000	0	0-0	45
8/31	vs Louisville*	0	0	0	0	.000	0	.000	0	0-0	61
9/2	at Kentucky*	0	0	0	0	.000	0	.000	0	0-0	57



SOUTHEAST MISSOURI STATE UNIVERSITY

9/8	at Nebraska*	0	0	0	0	.000	0	.000	0	0-0	90
9/11	Evansville*	0	0	0	0	.000	0	.000	0	0-0	110
9/14	at Memphis*	0	0	0	0	.000	0	.000	0	0-0	90
9/25	UT Martin*	0	0	0	1	.000	1	1.000	0	0-0	69
9/28	Murray State*	0	2	2	0	.000	0	1.000	0	0-0	45
9/30	Austin Peay*	0	0	0	0	.000	0	1.000	0	0-0	83
10/5	at SIUE*	0	0	0	1	.000	0	.500	0	0-0	90
10/7	at Eastern Illinois*	0	0	0	0	.000	0	.500	0	0-0	67
10/12	Eastern Kentucky*	0	1	1	0	.000	0	.500	0	0-0	94
10/14	Morehead State*	0	1	1	0	.000	0	.500	0	0-0	90
10/19	at Belmont*	0	0	0	1	.000	0	.333	0	0-0	110
10/26	at Tennessee Tech*	0	0	0	1	.000	0	.250	0	0-0	90
10/28	at Jacksonville State*	0	0	0	0	.000	0	.250	0	0-0	90
11/1	vs Belmont*	0	0	0	0	.000	0	.250	0	0-0	90
11/2	at UT Martin*	0	0	0	0	.000	0	.250	0	0-0	72
Totals		0	4	4	4	.000	1	.250	0	0-0	1443

Stephanie Palmer

2010		G	A	Pts	Sh	Shot%	SOG	SOG%	GW	PK-A	Min
8/22	Belmont	1	0	2	3	.333	1	.333	0	0-0	62
8/27	vs. Alabama A&M*	1	1	3	5	.250	3	.500	0	0-0	62
8/29	vs. South Florida	0	0	0	0	.250	0	.500	0	0-0	32
9/1	Washington U*	1	0	2	2	.300	1	.500	1	0-0	49
9/5	Ball State*	1	0	2	1	.364	1	.545	0	0-0	70
9/10	Stetson*	0	0	0	1	.333	0	.500	0	0-0	77
9/17	at Western Kentucky*	0	0	0	0	.333	0	.500	0	0-0	65
9/19	at Arkansas State*	0	0	0	0	.333	0	.500	0	0-0	34
9/24	at Jacksonville State	0	0	0	1	.308	0	.462	0	0-0	28
9/26	at Austin Peay*	0	0	0	0	.308	0	.462	0	0-0	55
10/3	Eastern Illinois*	0	0	0	0	.308	0	.462	0	0-0	34
10/8	Eastern Kentucky*	0	0	0	2	.267	1	.467	0	0-0	37
10/10	Morehead State*	0	0	0	0	.267	0	.467	0	0-0	22
10/15	at Tennessee Tech	0	0	0	0	.267	0	.467	0	0-0	10
10/22	at Murray State	0	1	1	0	.267	0	.467	0	0-0	36
10/24	UT Martin	0	0	0	1	.250	0	.438	0	0-0	34
10/27	Quincy*	0	0	0	1	.235	0	.412	0	0-0	48
11/5	vs. Austin Peay	0	0	0	0	.235	0	.412	0	0-0	19
Totals		4	2	10	17	.235	7	.412	1	0-0	774

2011		G	A	Pts	Sh	Shot%	SOG	SOG%	GW	PK-A	Min
8/19	at Illinois State	0	0	0	0	.000	0	.000	0	0-0	40
8/21	at Iowa	0	0	0	0	.000	0	.000	0	0-0	32
8/28	Arkansas State	1	0	2	2	.500	1	.500	0	0-0	44
9/2	at Evansville	0	0	0	0	.500	0	.500	0	0-0	37
9/9	vs Butler	0	0	0	0	.500	0	.500	0	0-0	0
9/11	at Kentucky	0	0	0	0	.500	0	.500	0	0-0	14
9/16	at Saint Louis	0	0	0	0	.500	0	.500	0	0-0	26
9/23	at Austin Peay	0	0	0	0	.500	0	.500	0	0-0	5
9/26	at Murray State	0	0	0	0	.500	0	.500	0	0-0	21
9/30	Eastern Illinois	0	1	1	0	.500	0	.500	0	0-0	24
10/2	SIU Edwardsville	0	1	1	4	.167	2	.500	0	0-0	50
10/7	at Morehead State*	0	0	0	2	.125	1	.500	0	0-0	41

10/9	at Eastern Kentucky	0	0	0	1	.111	1	.556	0	0-0	41
10/14	at UT Martin	0	0	0	1	.100	1	.600	0	0-0	35
10/16	Iowa State	0	0	0	0	.100	0	.600	0	0-0	46
10/21	UT Martin*	0	0	0	1	.091	0	.545	0	0-0	81
10/28	Jacksonville State*	0	0	0	5	.062	1	.438	0	0-0	78
10/30	Tennessee Tech*	0	0	0	3	.053	2	.474	0	0-0	66
11/4	Morehead State*	0	0	0	0	.053	0	.474	0	0-0	73
Totals		1	2	4	19	.053	9	.474	0	0-0	754

2012		G	A	Pts	Sh	Shot%	SOG	SOG%	GW	PK-A	Min
8/17	Illinois State*	0	0	0	1	.000	1	1.000	0	0-0	80
8/19	Saint Louis*	0	0	0	0	.000	0	1.000	0	0-0	110
8/24	UMKC*	0	0	0	0	.000	0	1.000	0	0-0	73
8/26	Drake*	0	0	0	0	.000	0	1.000	0	0-0	73
8/31	vs Louisville*	0	0	0	0	.000	0	1.000	0	0-0	53
9/2	at Kentucky*	0	0	0	0	.000	0	1.000	0	0-0	77
9/8	at Nebraska*	0	0	0	0	.000	0	1.000	0	0-0	65
9/11	Evansville*	0	0	0	0	.000	0	1.000	0	0-0	103
9/14	at Memphis*	0	0	0	1	.000	0	.500	0	0-0	63
9/25	UT Martin*	0	0	0	1	.000	0	.333	0	0-0	110
9/28	Murray State*	0	0	0	0	.000	0	.333	0	0-0	31
9/30	Austin Peay*	0	0	0	2	.000	0	.200	0	0-0	90
10/5	at SIUE*	0	0	0	0	.000	0	.200	0	0-0	90
10/7	at Eastern Illinois*	0	0	0	0	.000	0	.200	0	0-0	84
10/12	Eastern Kentucky	0	0	0	0	.000	0	.200	0	0-0	14
10/14	Morehead State	0	0	0	1	.000	0	.167	0	0-0	15
10/19	at Belmont	0	0	0	1	.000	1	.286	0	0-0	84
10/26	at Tennessee Tech*	0	0	0	0	.000	0	.286	0	0-0	37
10/28	at Jacksonville State	0	0	0	0	.000	0	.286	0	0-0	11
11/1	vs Belmont	0	0	0	0	.000	0	.286	0	0-0	22
11/2	at UT Martin	0	0	0	0	.000	0	.286	0	0-0	16
Totals		0	0	0	7	.000	2	.286	0	0-0	1301

Erin Shulman

2011		G	A	Pts	Sh	Shot%	SOG	SOG%	GW	PK-A	Min
8/19	at Illinois State*	1	0	2	3	.333	3	1.000	0	0-0	71
8/21	at Iowa*	0	0	0	2	.200	1	.800	0	0-0	72
8/28	Arkansas State*	2	0	4	6	.273	3	.636	1	0-0	54
9/2	at Evansville*	1	0	2	3	.286	2	.643	0	0-0	71
9/9	vs Butler*	1	0	2	1	.333	1	.667	1	0-0	90
9/11	at Kentucky*	0	0	0	0	.333	0	.667	0	0-0	73
9/16	at Saint Louis*	0	0	0	4	.263	1	.579	0	0-0	97
9/23	at Austin Peay*	2	0	4	6	.280	5	.640	1	0-0	90
9/26	at Murray State*	1	0	2	1	.308	1	.654	0	0-0	77
9/30	Eastern Illinois*	1	0	2	6	.281	4	.656	1	0-0	73
10/2	SIU Edwardsville*	0	0	0	0	.281	0	.656	0	0-0	15
10/28	Jacksonville State	0	0	0	2	.265	1	.647	0	0-0	49
10/30	Tennessee Tech	0	0	0	2	.250	0	.611	0	0-0	34
11/4	Morehead State*	0	0	0	2	.237	1	.605	0	0-0	90
Totals		9	0	18	38	.237	23	.605	4	0-0	956

2012		G	A	Pts	Sh	Shot%	SOG	SOG%	GW	PK-A	Min
------	--	---	---	-----	----	-------	-----	------	----	------	-----

Returner Statistics

Returner Statistics

8/17 Illinois State*	0	1	1	2	.000	0	.000	0	0-0	72
8/19 Saint Louis*	0	0	0	2	.000	1	.250	0	0-0	110
8/24 UMKC*	0	0	0	1	.000	0	.200	0	0-0	90
8/26 Drake*	1	0	2	5	.100	3	.400	0	1-1	90
8/31 vs Louisville*	0	0	0	0	.100	0	.400	0	0-0	90
9/2 at Kentucky*	0	0	0	0	.100	0	.400	0	0-0	85
9/8 at Nebraska*	0	0	0	0	.100	0	.400	0	0-0	32
Totals	1	1	3	10	.100	4	.400	0	1-1	569

10/14 Morehead State	0	0	0	0	.000	0	.000	0	0-0	31
10/19 at Belmont	0	0	0	0	.000	0	.000	0	0-0	49
10/26 at Tennessee Tech	0	1	1	0	.000	0	.000	0	0-0	65
10/28 at Jacksonville State*	0	0	0	0	.000	0	.000	0	0-0	63
11/1 vs Belmont*	0	1	1	0	.000	0	.000	0	0-0	32
11/2 at UT Martin*	0	0	0	0	.000	0	.000	0	0-0	74
Totals	0	2	2	1	.000	0	.000	0	0-0	648

Amy Ward

2010	G	A	Pts	Sh	Shot%	SOG	SOG%	GW	PK-A	Min
8/22 Belmont	0	0	0	0	.000	0	.000	0	0-0	27
8/27 vs. Alabama A&M	2	2	6	6	.333	4	.667	0	0-0	52
8/29 vs. South Florida	0	0	0	0	.333	0	.667	0	0-0	32
9/1 Washington U	0	0	0	0	.333	0	.667	0	0-0	19
9/5 Ball State	0	0	0	0	.333	0	.667	0	0-0	20
9/10 Stetson	0	0	0	1	.286	0	.571	0	0-0	8
9/19 at Arkansas State	0	0	0	0	.286	0	.571	0	0-0	26
10/22 at Murray State	0	0	0	0	.286	0	.571	0	0-0	4
10/27 Quincy	0	0	0	0	.286	0	.571	0	0-0	57
11/5 vs. Austin Peay	0	0	0	0	.286	0	.571	0	0-0	9
Totals	2	2	6	7	.286	4	.571	0	0-0	254

2011	G	A	Pts	Sh	Shot%	SOG	SOG%	GW	PK-A	Min
9/23 at Austin Peay	0	0	0	0	.000	0	.000	0	0-0	5
9/26 at Murray State	0	0	0	0	.000	0	.000	0	0-0	6
10/2 SIU Edwardsville	1	0	2	1	1.000	1	1.000	0	0-0	14
10/7 at Morehead State	0	0	0	0	1.000	0	1.000	0	0-0	9
10/9 at Eastern Kentucky	0	0	0	1	.500	1	1.000	0	0-0	16
10/14 at UT Martin	0	0	0	0	.500	0	1.000	0	0-0	20
10/16 Iowa State	0	0	0	0	.500	0	1.000	0	0-0	28
10/21 UT Martin	0	0	0	0	.500	0	1.000	0	0-0	39
10/28 Jacksonville State	0	0	0	0	.500	0	1.000	0	0-0	34
10/30 Tennessee Tech	0	0	0	0	.500	0	1.000	0	0-0	34
Totals	1	0	2	2	.500	2	1.000	0	0-0	205

2012	G	A	Pts	Sh	Shot%	SOG	SOG%	GW	PK-A	Min
8/17 Illinois State	0	0	0	0	.000	0	.000	0	0-0	23
8/19 Saint Louis	0	0	0	0	.000	0	.000	0	0-0	7
8/24 UMKC	0	0	0	0	.000	0	.000	0	0-0	14
8/26 Drake	0	0	0	0	.000	0	.000	0	0-0	9
8/31 vs Louisville	0	0	0	0	.000	0	.000	0	0-0	5
9/2 at Kentucky	0	0	0	0	.000	0	.000	0	0-0	12
9/11 Evansville	0	0	0	0	.000	0	.000	0	0-0	28
9/14 at Memphis	0	0	0	0	.000	0	.000	0	0-0	21
9/25 UT Martin	0	0	0	0	.000	0	.000	0	0-0	21
9/28 Murray State	0	0	0	0	.000	0	.000	0	0-0	54
9/30 Austin Peay	0	0	0	1	.000	0	.000	0	0-0	59
10/5 at SIUE*	0	0	0	0	.000	0	.000	0	0-0	28
10/7 at Eastern Illinois*	0	0	0	0	.000	0	.000	0	0-0	32
10/12 Eastern Kentucky	0	0	0	0	.000	0	.000	0	0-0	21



SOUTHEAST MISSOURI STATE UNIVERSITY



15 Jennifer Antonacci

"Midfielder "5-3 "Fr. "St. Louis, Mo. "Cor Jesu Academy

Prep/Club: Lettered four years with Cor Jesu Academy ... Tallied 20 goals and 24 assists through her junior season ... Two-time all-conference selection ... High school team won a state championship junior season, where she finished with seven goals and 14 assists ... That team finished the year ranked 11th in the country by ESPN ... Played for the St. Louis Scott Gallagher Club under coach Dale Schilly ... Served as copy editor for the school yearbook, earning the editor award ... Garnered "Mencion Honorifica" (honorable mention) on the National Spanish Examination for level 4 Spanish.

Personal: Born May 15, 1995 ... Parents are John and Diane Antonacci ... Plans to major in business.



20 Amber Cholevik

"Defender "5-4 "Fr. "Granite City, Ill. "Granite City

Prep/Club: Four-year letter winner at Granite City, where she was a teammate with fellow Redhawks Amy Harrington and Paige Luehmann ... Played every field position over her career and helped guide team to a state championship during her sophomore campaign ... Played semifinal and championship with 18 stitches above right eye during the team's 2011 championship run ... Missed her junior and senior seasons due to injury ... Honor roll student who holds a 4.35 GPA through her junior year ... Played club ball for St. Louis Scott Gallagher under coach Dale Schilly.

Personal: Born Feb. 7, 1995 ... Parents are Brian and Misty Cholevik ... Intends to major in psychology.



25 Abby Klintworth

»Midfielder »5-7 »Fr. »Chatham, Ill. »Glenwood Senior

Prep/Club: Lettered four times in soccer while also playing basketball in high school ... Helped team win four conference and regional championships in her prep career ... Guided team to the 2013 2A Illinois State Soccer Championship as a senior after the team finished runner-up at the state championship in 2012 ... Tallied seven or more goals in each of her last three seasons ... Named first-team all-conference in each of her last two seasons ... Earned first-team all-sectional recognition as a senior ... Played for the Springfield Fire in club ball ... Graduated with a 4.3 GPA.

Personal: Born May 21, 1995 ... Parents are Dave and Dawn Klintworth ... Intending to major in dietetics.



6 Kaitlin Kuznacic

»Midfielder »5-5 »Fr. »Cedarburg, Wis. »Cedarburg

Prep/Club: Four-year letter winner at Cedarburg High School ... Led prep team to its first D1 state title in school history in her senior year ... Earned first-team all-conference and scholar-athlete honors as a senior ... Named second-team all-area as a senior ... Guided prep team to a 19-0-1 record and an appearance in the state semifinals as a junior ... Three-time honorable mention all-conference selection ... Also played basketball ... Played for North Shore United club under coach Sinisa Angelovski ... Helped club team win state championships in 2010 and 2012 while helping them reach the state finals on three other occasions ... Played on the Super Clubs U15 National Team in 2010 in England ... Member of the state's Olympic Development Program from 2007-09 ... Placed in the Wisconsin All-Star Soccer Camp in 2013 ... National Honor Society member ... Graduated with a 3.66 GPA.

Personal: Born Dec. 28, 1994 ... Parents are Jim and Dawn Kuznacic ... Plans to major in chemistry (pre-pharmacy).



SOUTHEAST MISSOURI STATE UNIVERSITY



0 Lauren Meyer

"Goalkeeper "5-9 "Fr. "Germantown, Wis. "Germantown

Prep/Club: Lettered four years at Germantown High School ... Earned first-team all-conference honors along with the team's "Hawk Eye" award ... Named team MVP and second-team all-conference as a junior ... Allowed only four goals with a 0.32 goals against average and .939 save percentage during her junior campaign ... Played for the North Shore United Soccer Club, where she won two state championships ... National Honor Society, German Honor Society and Peers for Peers member ... Graduated with a 3.608 GPA.

Personal: Born Dec. 2, 1994 ... Daughter of Jeff and Kelyn Meyer ... Intended major is nursing.




22 Natasha Minor

"Midfielder/Forward "5-2 "Fr. "De Pere, Wis. "De Pere

Prep/Club: Four-year letter winner for De Pere High School ... Graduated with a perfect 4.0 GPA, tops in her class ... Played for the North Shore United Soccer Club, where she won two state championships ... Notched a perfect 4.0 GPA.

Personal: Born Feb. 11, 1995 ... Daughter of Steven and Mary Minor ... Intends to major in engineering or sports medicine.



9 Christina Rohde

» Defender/Midfielder »5-7 »Fr. »St. Louis, Mo. »Notre Dame

Prep/Club: Four-year letter winner at Notre Dame High School ... Named regional defensive player of the year as a sophomore ... Named first-team all-state as a freshman and sophomore before missing junior season due to injury ... Team finished second and third in the state in her freshman and sophomore seasons, respectively ... Played club ball for St. Louis Scott Gallagher under coach Dale Schilly ... Graduated with a 4.2 grade-point average, which ranked in the top five of her class.

Personal: Born Oct. 22, 1994 ... Parents are Thomas and Cynthia Rohde ... Plans to major in animal sciences.



24 Bridget Sankey

» Defender »5-3 »Fr. »Brisbane, Australia »Loretto College Coorparo

Prep/Club: Played national travel tournaments since 2009 ... Spent the 2011 and 2012 seasons on the Queensland U19 Metropolitan East team ... Team traveled to tournaments in Brazil and Argentina ... Also played touch football, serving as team captain for one season ... Played club ball with Annerley FC under head coach Phillip Canham.

Personal: Born Jan. 20, 1995 ... Parents are Noel and Angela Sankey.



SOUTHEAST MISSOURI STATE UNIVERSITY



18 Kylie Seyer

»Defender »5-8 »Jr. »Jackson, Mo. »Kaskaskia College

Transferred to join team prior to 2013 spring season.

Kaskaskia College: Two-year starter and named second-team all-region in her final season ... Helped team go 30-6-2 during her two seasons on campus ... Team placed second in the region in 2012.

Prep/Club: Lettered four years for Jackson High School ... Former high school teammate of current Redhawk Kasey Crowden ... Three-sport athlete who also played basketball and volleyball ... Named all-district and all-conference twice ... Earned all-region honors as a senior.

Personal: Born Oct. 28, 1992 ... Daughter of Bill and Bev Seyer ... Majoring in nursing.



SOUTHEAST MISSOURI STATE UNIVERSITY



2012 REVIEW

IN THIS SECTION . . .

- » 2012 In Review
- » 2012 Statistics
- » 2012 Line Scores



SOUTHEAST MISSOURI STATE UNIVERSITY

The 2012 season personified fighting through adversity for the Southeast Missouri soccer program.

Fresh off a regular season Ohio Valley Conference championship the previous year, Southeast Missouri walked onto the pitch with its mind focused solely on improved postseason success and breaking into the NCAA Tournament.

To try and pave that road, the Redhawks put together a challenging non-conference schedule that featured three teams who graced the NCAA Tournament field. The season began with a 2-1 loss to defending Missouri Valley Conference Champion Illinois State. Southeast notched its first win against Drake on Aug. 26, but had a tough time matching up in losses to Louisville, Kentucky and Nebraska.

"With our younger athletes, playing the difficult non-conference schedule catapulted them to the level they need to be to be competitive in Division I," Southeast head coach Heather Nelson said. "I know it was difficult for the team that I wasn't with them for the roughest stretches. We always strive to be

the best we can be because our goals are to be OVC champions. We need to play those quality teams year in and year out to get to that level."

The contest against Nebraska saw Southeast lose sophomore forward Erin Shulman, the 2011 OVC Freshman of the Year, to what would be a season-ending knee injury. Southeast's next loss left the Redhawks salvaging more than a soccer season, but the emotions of a team, family and community.

On Sept. 9, senior defender Meg Herndon sustained critical injuries in an accident. After weeks of medical supervision, Herndon passed away and the entire community tried to fill a hole in their lives as well as on the pitch.

After properly grieving for their fallen teammate, the Redhawks got back on the pitch to open OVC play against defending tournament champion UT Martin. An emotionally charged Southeast team scored the first goal in the second minute and battled the Skyhawks to a 1-1 tie at Houck Stadium. Three days later, the Redhawks erupted for six first-half goals en route to a decisive 6-0

victory over Murray State.

What came next could have justifiably put Southeast's season to an end. The Redhawks dropped three-straight one-goal decisions and sat outside the OVC Tournament field with five matches left. With a 2-9-3 overall record and a 1-3-1 league ledger, the Redhawks had substantial ground to make up.

Undeterred, Southeast pulled together and played its best at the end of the year. The Redhawks closed the regular season by going 4-0-1. Southeast's streak began with a dramatic 1-0 overtime win against Eastern Kentucky before wrapping up with a 1-0 victory at Jacksonville State.

Southeast's surge propelled it from 10th place in the OVC standings to the fourth seed in the conference tournament.

With a full load of momentum, the Redhawks continued their winning ways in the OVC Tournament, defeating Belmont 1-0 in the quarterfinal round. That win put Southeast in the semifinals for the third-straight season.

"I am very proud of our entire team," Nelson said. "I thought we competed to the best of our ability given the loss we faced and the injuries we suffered throughout the season. We had a number of players step up to the plate and help out. I feel like people performed as well as possible given the circumstances."

The season came to an end the next day when Southeast fell to regular season and eventual OVC Tournament champion UT Martin by a 1-0 margin.

Individually, Southeast had one player earn first-team All-OVC honors and one other second-team All-OVC selection. Senior defender Hayley Abbott was the Redhawks' first-team pick while Ali Bauer was named second-team All-OVC. Abbott also took home the OVC Defensive Player of the Year award. Two more Redhawks, senior goalkeeper Renee Kertz and freshman defender Paige Luehmann, earned spots on the OVC All-Newcomer team.



2012 in Review

"Hayley Abbott is an irreplaceable player," Nelson said. "She's been penciled in for four years and it was fitting for her to set her records and be recognized as Defensive Player of the Year as a senior."

In 2013, Southeast is faced with replacing six seniors who left a lasting impact on the program, but have several pieces in place to not miss a beat. An offense that finished sixth in goals per game will welcome back Erin Shulman, who should be fully recovered from her injury by the time camp opens, back to the attack. The Redhawks also have junior Breana Beine, who was named the Missouri Valley Conference Freshman of the Year in 2010, in the mix after she sat out last season due to NCAA transfer rules. Kasey Crowden, Jacey Boyko and Storm French will return after finishing with two goals apiece while Ashley Geist (one goal, two assists) looks to build on her freshman campaign up top. Amy Ward is another returner who can bolster the attack as she finished with two assists in a bench role.

The Redhawks also bring back Torey Byrd, who broke out with a team-high six goals out of the midfield. She headlines a group that also includes three other returning players with starting experience in Taylor Byrd, Jenna Collingridge and Stephanie Palmer.

While the defense loses All-OVC performers Abbott and Bauer, it looks to be in good hands going forward as Amy Harrington and Paige Luehmann saw significant minutes on a group that finished third in the conference with a 0.75 goals against average in OVC play.

While the 2012 season did not finish with an OVC title, the Redhawks learned a lot of good things about the mental and emotional makeup of their young team, something that could propel them to bigger things in 2013.

"Over my nearly 20 years of coaching, this team is my championship team that I will always carry in my heart," Nelson said. "That's because of how well they represented themselves and passionately took care of Meg,



Hayley Abbott

her family and loved ones. While this is the most devastating experience I've gone through in college athletics, in some ways it's the most rewarding season. It brings me back to the foundation of why I am coaching."

2012 OVC Standings

	Overall			OVC			Pts.
	W	L	T	W	L	T	
UT Martin	13	6	3	8	1	1	25
Austin Peay	12	8	1	7	2	1	22
E. Kentucky	10	7	3	6	3	1	19
SE Missouri	7	10	4	5	3	2	17
Belmont	8	9	2	4	4	2	14
SIUE	7	8	4	4	4	2	14
Eastern Illinois	6	12	1	4	5	1	13
Jacksonville St.	10	8	2	3	6	1	10
Morehead St.	2	12	4	2	5	3	9
Tennessee Tech	5	12	1	3	7	0	9
Murray St.	4	13	0	2	8	0	6



SOUTHEAST MISSOURI STATE UNIVERSITY

<u>Record</u>	<u>Overall</u>	<u>Home</u>	<u>Away</u>	<u>Neutral</u>
ALL GAMES	7-10-4	4-3-3	2-6-1	1-1
CONFERENCE	5-3-2	3-1-1	2-2-1	0-0
NON-CONFERENCE	2-7-2	1-2-2	0-4	1-1

<u>Date</u>	<u>Opponent</u>	<u>W/L</u>	<u>Score</u>	<u>Attend</u>
Aug. 17, 2012	ILLINOIS STATE	L	1-2	514
Aug. 19, 2012	SAINT LOUIS	T (2OT)	0-0	571
Aug. 24, 2012	UMKC	L	0-1	718
Aug. 26, 2012	DRAKE	W	2-1	352
Aug. 31, 2012	vs. Louisville#	L	0-4	656
Sept. 2, 2012	at Kentucky#	L	0-1	603
Sept. 8, 2012	at Nebraska	L	0-4	410
Sept. 11, 2012	EVANSVILLE	T (2OT)	0-0	841
Sept. 14, 2012	at Memphis	L	0-5	801
Sept. 25, 2012	UT MARTIN*	T (2OT)	1-1	222
Sept. 28, 2012	MURRAY STATE*	W	6-0	286
Sept. 30, 2012	AUSTIN PEAY*	L	0-1	263
Oct. 5, 2012	at SIUE*	L	0-1	218
Oct. 7, 2012	at Eastern Illinois*	L (2OT)	2-3	181
Oct. 12, 2012	EASTERN KENTUCKY*	W (OT)	1-0	307
Oct. 14, 2012	MOREHEAD STATE*	W	2-1	226
Oct. 19, 2012	at Belmont*	T (2OT)	0-0	323
Oct. 26, 2012	at Tennessee Tech*	W	5-1	237
Oct. 28, 2012	at Jacksonville State*	W	1-0	152
Nov. 1, 2012	vs. Belmont!	W	1-0	234
Nov. 2, 2012	at UT Martin!	L	0-1	469

= Tropical Smoothie Invitational (Lexington, Ky.)

! = OVC Tournament (Martin, Tenn.)

* = OVC Match

<u>Goals by Period</u>	<u>1st</u>	<u>2nd</u>	<u>OT</u>	<u>OT2</u>	<u>Total</u>
Southeast Missouri	12	9	1	0	22
Opponents	12	14	0	1	27

<u>Shots by Period</u>	<u>1st</u>	<u>2nd</u>	<u>OT</u>	<u>OT2</u>	<u>Total</u>
Southeast Missouri	97	122	4	6	229
Opponents	135	159	6	7	307

<u>Saves by Period</u>	<u>1st</u>	<u>2nd</u>	<u>OT</u>	<u>OT2</u>	<u>Total</u>
Southeast Missouri	54	67	2	2	125
Opponents	32	46	1	2	81

<u>Corner Kicks by Period</u>	<u>1st</u>	<u>2nd</u>	<u>OT</u>	<u>OT2</u>	<u>Total</u>
Southeast Missouri	23	37	1	3	64
Opponents	42	43	1	2	88

<u>Fouls by Period</u>	<u>1st</u>	<u>2nd</u>	<u>OT</u>	<u>OT2</u>	<u>Total</u>
Southeast Missouri	99	99	8	7	213
Opponents	78	91	2	5	176

Team Statistics

<u>Shot Statistics</u>		
Goals-Shot attempts	22-229	27-307
Goals scored per game	1.05	1.29
Shot pct.096	.088
Shots on goal-Attempts	103-229	152-307
SOG pct.450	.495
Shots/Game	10.9	14.6

Corner Kicks	64	88
Goals off corners	2	1
Penalty Kicks	1-3	1-1
Offsides	22	19

<u>Penalties</u>		
Fouls	213	176
Yellow cards	4	4
Red cards	0	0

<u>Attendance</u>		
Total	4300	3394
Dates/Avg Per Date	10/430	9/377
Neutral Site #/Avg	2/445	



Paige Luehmann

2012 Statistics

2012 Statistics

Offense Statistics

Overall: 7-10-4 OVC: 5-3-2 Home: 4-3-3 Away: 2-6-1 Neutral: 1-1

No.	Player	GP-GS	Min	G	A	Pts	Sh	Shot%	SOG	SOG%	YC-RC	GW	PK-Att
7	Torey Byrd	21-21	1845	6	0	12	33	.182	18	.545	0-0	2	0-1
19	Kasey Crowden	20-13	1160	2	3	7	30	.067	11	.367	0-0	1	0-0
16	Jacey Boyko	21-13	1016	2	3	7	12	.167	6	.500	0-0	1	0-1
6	Courtney Luehmann	17-16	1313	2	2	6	36	.056	17	.472	0-0	1	0-0
22	Hayley Abbott	21-21	1985	2	2	6	15	.133	7	.467	0-0	1	0-0
23	Storm French	17-7	855	2	1	5	21	.095	9	.429	0-0	0	0-0
17	Amy Harrington	20-18	1719	2	0	4	5	.400	3	.600	0-0	1	0-0
14	Ashley Geist	17-5	806	1	2	4	21	.048	10	.476	1-0	0	0-0
12	Paige Luehmann	18-17	1443	0	4	4	4	.000	1	.250	1-0	0	0-0
3	Erin Shulman	7-7	569	1	1	3	10	.100	4	.400	1-0	0	1-1
4	Ali Bauer	21-21	1948	1	1	3	6	.167	3	.500	0-0	0	0-0
21	Taylor Byrd	18-9	855	1	0	2	8	.125	3	.375	0-0	0	0-0
11	Amy Ward	20-5	648	0	2	2	1	.000	0	.000	0-0	0	0-0
13	Jenna Collingridge	16-9	940	0	1	1	8	.000	3	.375	0-0	0	0-0
24	Ashley Brendel	13-0	198	0	1	1	4	.000	3	.750	0-0	0	0-0
2	Meg Herndon	7-7	546	0	1	1	0	.000	0	.000	0-0	0	0-0
10	Stephanie Palmer	21-15	1301	0	0	0	7	.000	2	.286	1-0	0	0-0
15	Sarah Uptmor	13-5	564	0	0	0	6	.000	3	.500	0-0	0	0-0
5	Ellie Hight	5-1	118	0	0	0	2	.000	0	.000	0-0	0	0-0
1	Ashton Aubuchon	7-6	548	0	0	0	0	.000	0	.000	0-0	0	0-0
0	Renee Kertz	16-15	1443	0	0	0	0	.000	0	.000	0-0	0	0-0
	Total.....	21	-	22	24	68	229	.096	103	.450	4-0	7	1-3
	Opponents.....	21	-	27	18	72	307	.088	152	.495	4-0	10	1-1

Goalkeeper Statistics

No.	Player	GP-GS	Minutes	GA	GaAvg	Saves	SavePct	W	L	T	Shutouts
0	Renee Kertz	16-14	1442:30	12	0.75	90	.882	6	5	4	6
1	Ashton Aubuchon	7-6	548:13	15	2.46	32	.681	1	5	0	1
TM	TEAM	0-0	0:00	0	0.00	3	1.000	0	0	0	0
	Total.....	21	1990:43	27	1.22	125	.822	7	10	4	7
	Opponents.....	21	1990:43	22	0.99	81	.786	10	7	4	11





SOUTHEAST MISSOURI STATE UNIVERSITY

Match 1

Illinois State 2, Southeast Missouri 1
August 17, 2012 at Cape Girardeau, Mo. • Attendance: 514

	1	2	OT	O2	Score
Illinois State	1	1	-	-	2
Southeast Missouri	0	1	-	-	1

Goal	Time	Team	Goal Scorer	Assists
1.	22:19	ILS	Rachel Tejada	Kristin Cooley
2.	53:29	SEMO	Ashley Geist	Erin Shulman
3.	62:19	ILS	Rachel Tejada	Kyla Cross

Match 2

Saint Louis 0 Southeast Missouri 0 (2OT)
August 19, 2012 at Cape Girardeau, Mo. • Attendance: 571

	1	2	OT	O2	Score
Saint Louis	0	0	0	0	0
Southeast Missouri	0	0	0	0	0

Goal	Time	Team	Goal Scorer	Assists
------	------	------	-------------	---------

Match 3

UMKC 1, Southeast Missouri 0
August 24, 2012 at Cape Girardeau, Mo. • Attendance: 718

	1	2	OT	O2	Score
UMKC	1	0	-	-	1
Southeast Missouri	0	0	-	-	0

Goal	Time	Team	Goal Scorer	Assists
1.	25:22	UMKC	Taylor Bare	Hunter Wagoner

Match 4

Southeast Missouri 2, Drake 1
August 26, 2012 at Cape Girardeau, Mo. • Attendance: 352

	1	2	OT	O2	Score
Drake	1	0	-	-	1
Southeast Missouri	1	1	-	-	2

Goal	Time	Team	Goal Scorer	Assists
1.	5:57	DU	Own Goal	
2.	21:43	SEMO	Erin Shulman	(Penalty kick)
3.	59:36	SEMO	Courtney Luehmann	Meg Herndon

Match 5

Louisville 4, Southeast Missouri 0
August 31, 2012 at Lexington, Ky. • Attendance: 656

	1	2	OT	O2	Score
Southeast Missouri	0	0	-	-	0
Louisville	1	3	-	-	4

Goal	Time	Team	Goal Scorer	Assists
1.	17:07	LOU	Erin Yenney	
2.	54:33	LOU	Andrea Distler	
3.	68:19	LOU	Nicole Mitchell	Katie Walz
4.	71:04	LOU	Lauren Nash	Megan Berberich

Match 6

Kentucky 1, Southeast Missouri 0
September 2, 2012 at Lexington, Ky. • Attendance: 603

	1	2	OT	O2	Score
Southeast Missouri	0	0	-	-	0
Kentucky	0	1	-	-	1

Goal	Time	Team	Goal Scorer	Assists
1.	53:18	UK	Natalie Horne	Alyssa Telang

Match 7

Nebraska 4, Southeast Missouri 0
September 8, 2012 at Lincoln, Neb. • Attendance: 410

	1	2	OT	O2	Score
Southeast Missouri	0	0	-	-	0
Nebraska	0	4	-	-	4

Goal	Time	Team	Goal Scorer	Assists
1	50:48	NEB	Caroline Gray	
2	60:42	NEB	Mayme Conroy	Stacy Bartels
3	72:42	NEB	Hannah Dittmar	Caroline Gray
4	73:34	NEB	Stacy Bartels	Emily Taylor

Match 8

Southeast Missouri 0, Evansville 0 (2OT)
September 11, 2012 at Cape Girardeau, Mo. • Attendance: 841

	1	2	OT	O2	Score
Evansville	0	0	0	0	0
Southeast Missouri	0	0	0	0	0

Goal	Time	Team	Goal Scorer	Assists
------	------	------	-------------	---------

Match 9

Memphis 5, Southeast Missouri 0
September 14, 2012 at Memphis, Tenn. • Attendance: 801

	1	2	OT	O2	Score
Southeast Missouri	0	0	-	-	0
Memphis	3	2	-	-	5

Goal	Time	Team	Goal Scorer	Assists
1	20:28	MEM	Kylie Davis	Emily Adamic
2	25:57	MEM	Christabel Oduro	
3	42:05	MEM	Sarah Daane	
4	60:46	MEM	Taylor Isenhower	
5	65:49	MEM	Natalia Gomez-Junco	

2012 Line Scores

Match 10

UT Martin 1, Southeast Missouri 1 (2OT)
September 25, 2012 at Cape Girardeau, Mo. • Attendance: 222

	1	2	OT	O2	Score
UT Martin	1	0	0	0	1
Southeast Missouri	1	0	0	0	1

Goal	Time	Team	Goal Scorer	Assists
1	1:43	SEMO	Courtney Luehmann	Jacey Boyko
2	32:32	UTM	Kendyl Wilson	Dominika Conc

Match 11

Southeast Missouri 6, Murray State 0
September 28, 2012 at Cape Girardeau, Mo. • Attendance: 286

	1	2	OT	O2	Score
Murray State	0	0	-	-	0
Southeast Missouri	6	0	-	-	6

Goal	Time	Team	Goal Scorer	Assists
1	7:50	SEMO	Hayley Abbott	Courtney Luehmann
2	15:26	SEMO	Amy Harrington	Paige Luehmann
3	20:07	SEMO	Jacey Boyko	
4	23:40	SEMO	Torey Byrd	Courtney Luehmann
				Ali Bauer
5	38:59	SEMO	Torey Byrd	Paige Luehmann
				Hayley Abbott
6	44:33	SEMO	Ali Bauer	Ashley Geist

Match 12

Austin Peay 1, Southeast Missouri 0
September 30, 2012 at Cape Girardeau, Mo. • Attendance: 263

	1	2	OT	O2	Score
Austin Peay	0	1	-	-	1
Southeast Missouri	0	0	-	-	0

Goal	Time	Team	Goal Scorer	Assists
1	59:25	APSU	Emily Perkins	Morgan Zigelsky

Match 13

SIU Edwardsville 1, Southeast Missouri 0
October 5, 2012 at Edwardsville, Ill. • Attendance: 218

	1	2	OT	O2	Score
Southeast Missouri	0	0	-	-	0
SIUE	1	0	-	-	1

Goal	Time	Team	Goal Scorer	Assists
1	27:58	SIUE	Chelsea Smith	Michelle Auer

Match 14

Eastern Illinois 3, Southeast Missouri 2 (2OT)
October 7, 2012 at Charleston, Ill. • Attendance: 181

	1	2	OT	O2	Score
Southeast Missouri	0	2	0	0	2
Eastern Illinois	2	0	0	1	3

Goal	Time	Team	Goal Scorer	Assists
1	2:01	EIU	Kristin Germann	(Penalty kick)
2	27:33	EIU	Brooke Sill	Ashley Streid
3	64:23	SEMO	Taylor Byrd	
4	87:05	SEMO	Storm French	Ashley Geist
5	107:04	EIU	Ashley Streid	Kristin Germann

Match 15

Southeast Missouri 1, Eastern Kentucky 0 (OT)
October 12, 2012 at Cape Girardeau, Mo. • Attendance: 307

	1	2	OT	O2	Score
Eastern Kentucky	0	0	0	-	0
Southeast Missouri	0	0	1	-	1

Goal	Time	Team	Goal Scorer	Assists
1	93:39	SEMO	Jacey Boyko	Kasey Crowden
				Paige Luehmann

Match 16

Southeast Missouri 2, Morehead State 1
October 14, 2012 at Cape Girardeau, Mo. • Attendance: 226

	1	2	OT	O2	Score
Morehead State	1	0	-	-	1
Southeast Missouri	1	1	-	-	2

Goal	Time	Team	Goal Scorer	Assists
1	18:52	MOR	Elizabeth Mcsparin	Paige Weber
2	23:43	SEMO	Storm French	Kasey Crowden
				Jacey Boyko
3	69:39	SEMO	Torey Byrd	Kasey Crowden
				Paige Luehmann

Match 17

Southeast Missouri 0, Belmont 0 (2OT)
October 19, 2012 at Nashville, Tenn. • Attendance: 323

	1	2	OT	O2	Score
Southeast Missouri	0	0	0	0	0
Belmont	0	0	0	0	0

Goal	Time	Team	Goal Scorer	Assists
------	------	------	-------------	---------



SOUTHEAST MISSOURI STATE UNIVERSITY

Match 18

Southeast Missouri 5, Tennessee Tech 1
October 26, 2012 at Cookeville, Tenn. • Attendance: 237

	1	2	OT	O2	Score
Southeast Missouri	1	4	-	-	5
Tennessee Tech	0	1	-	-	1

Goal	Time	Team	Goal Scorer	Assists
1	32:33	SEMO	Torey Byrd	
2	47:54	SEMO	Kasey Crowden	Jenna Collingridge
3	48:20	SEMO	Hayley Abbott	Amy Ward
4	64:49	TTU	Jacque Watkins	Kris Cambron
5	66:52	SEMO	Kasey Crowden	Hayley Abbott
6	88:46	SEMO	Torey Byrd	Jacey Boyko Ashley Brendel

Match 19

Southeast Missouri 1, Jacksonville State 0
October 28, 2012 at Jacksonville, Ala. • Attendance: 237

	1	2	OT	O2	Score
Southeast Missouri	1	0	-	-	1
Jacksonville State	0	0	-	-	0

Goal	Time	Team	Goal Scorer	Assists
1	43:57	SEMO	Amy Harrington	

Match 20

Southeast Missouri 1, Belmont 0
November 1, 2012 at Martin, Tenn. • Attendance: 234

	1	2	OT	O2	Score
Belmont	0	0	-	-	0
Southeast Missouri	1	0	-	-	1

Goal	Time	Team	Goal Scorer	Assists
1	12:29	SEMO	Torey Byrd	Amy Ward Storm French

Match 21

UT Martin 1, Southeast Missouri 0
November 2, 2012 at Martin, Tenn. • Attendance: 469

	1	2	OT	O2	Score
Southeast Missouri	0	0	-	-	0
UT Martin	0	1	-	-	1

Goal	Time	Team	Goal Scorer	Assists
1	66:13	UTM	Mary Thompson	Hannah McGowen

Honors & Awards

All-OVC

Hayley Abbott, First-Team/Defensive Player of the Year
Ali Bauer, Second-Team
Torey Byrd, All-Tournament Team
Renee Kertz, All-Newcomer Team
Paige Luehmann, All-Newcomer Team/All-Tournament Team

National Soccer Coaches Association of America (NSCAA)

All-Region

Hayley Abbott, Third-Team

Academic Award

Southeast Missouri, 3.55 GPA (13th)

OVC Medal of Honor

Breana Beine
Jacey Boyko
Torey Byrd
Ashley Geist
Amy Ward

OVC Commissioner's Honor Roll

Hayley Abbott
Ashton Aubuchon
Ali Bauer
Breana Beine
Jacey Boyko
Ashley Brendel
Taylor Byrd
Torey Byrd
Kasey Crowden
Ashley Geist
Courtney Luehmann
Paige Luehmann
Stephanie Palmer
Erin Shulman
Sarah Uptmor
Amy Ward

Southeast Scholar-Athletes

Hayley Abbott
Ashton Aubuchon
Ali Bauer
Breana Beine
Jacey Boyko
Ashley Brendel
Taylor Byrd
Torey Byrd
Jenna Collingridge
Kasey Crowden
Ashley Geist
Amy Harrington
Ellie Hight
Renee Kertz
Courtney Luehmann
Paige Luehmann
Stephanie Palmer
Breck Robinson
Erin Shulman
Sarah Uptmor
Amy Ward

Howard's Team MVP

Hayley Abbott



SOUTHEAST MISSOURI STATE UNIVERSITY



OPPONENTS

IN THIS SECTION . . .

» Opponents



SOUTHEAST MISSOURI STATE UNIVERSITY

Nebraska Cornhuskers



- » Friday, August 23
- » 6:00 p.m., CT
- » Lincoln, Neb.

General Information

Location..... Lincoln, Neb.
Enrollment 24,610
Nickname..... Cornhuskers
Colors Scarlet and Cream
Conference..... Big Ten
Chancellor Harvey Perlman, J.D.
Athletic Director Shawn Eichorst

Coaching Staff

Head Coach..... John Walker
Career Record (Yrs.) 263-120-24 (19)
Record at School (Yrs.) Same
Assistant Coaches..... Marty Everding
Peter Underwood
Bre Garcia

Team Information

2012 Record 7-12-1
Big Ten Record/Finish 4-7-0/t-7th
Starters Returning/Lost..... 11/1
Letterwinners Returning/Lost..... 16/6

Sports Information

Contact Chris Roekle
Office Phone..... (402) 472-2263
E-Mail croekle@huskers.com
Fax..... (402) 472-2005
Website..... Huskers.com

UMKC Kangaroos



- » Sunday, August 25
- » 1:00 p.m., CT
- » Kansas City, Mo.

General Information

Location..... Kansas City, Mo.
Enrollment 14,221
Nickname..... Kangaroos
Colors Blue and Gold
Conference..... Summit League
President Leo Morton
Athletic Director Carla Wilson

Coaching Staff

Head Coach..... Chris Cissell
Career Record (Yrs.) .. 179-60-19 (13)
Record at School (Yrs.) 14-17-8 (2)
Assistant Coaches..... Erica Millay
Lizzy Simonin

Team Information

2012 Record 6-9-4
Summit Record/Finish 3-4-1/6th
Starters Returning/Lost..... 11/6
Letterwinners Returning/Lost..... 20/7

Sports Information

Contact Kolby Paxton
Office Phone..... (816) 235-1053
E-Mail rkphdc@mail.umkc.edu
Fax..... (816) 235-1035
Website..... UMKCKangaroos.com

Missouri Tigers



- » Friday, August 30
- » 6:30 p.m., CT
- » Columbia, Mo.

General Information

Location Columbia, Mo.
Enrollment 33,800
Nickname..... Tigers
Colors Gold and Black
Conference..... Southeastern
President Timothy M. Wolfe
Athletic Director Mike Alden

Coaching Staff

Head Coach..... Bryan Blitz
Career Record (Yrs.) 233-193-26 (22)
Record at School (Yrs.) ... 188-149-18 (17)
Assistant Coaches..... Brian Dooley
Katie Ely

Team Information

2012 Record 14-7-1
SEC Record/Finish 8-5-0/5th
Starters Returning/Lost..... 8/3
Letterwinners Returning/Lost..... 15/5

Sports Information

Contact Kate Lakin
Office Phone..... (573) 884-8519
E-Mail lakinke@missouri.edu
Fax..... (573) 882-4720
Website..... MUTigers.com

Arkansas State Red Wolves



- » Friday, September 6
- » 6:30 p.m., CT
- » Cape Girardeau, Mo.

General Information

Location..... Jonesboro, Ark.
Enrollment 13,239
Nickname..... Red Wolves
Colors Scarlet and Black
Conference..... Sun Belt
President Dr. Chuck Welch
Athletic Director Terry Mohajir

Coaching Staff

Head Coach..... Tafadzwa Ziyenge
Career Record (Yrs.) 121-119-14 (13)
Record at School (Yrs.) 25-29-5 (3)
Assistant Coaches..... Jessica Nei
Beth Wright

Team Information

2012 Record 11-8-1
Sun Belt Record/Finish..... 5-4-1/5th
Starters Returning/Lost..... 9/2
Letterwinners Returning/Lost..... 15/7

Sports Information

Contact Chris Graddy
Office Phone..... (870) 972-3405
E-Mail cgraddy@astate.edu
Fax..... N/A
Website..... AStateRedWolves.com

2013 Opponents

2013 Opponents

Illinois State Redbirds



» Friday, September 13
» 4:00 p.m., CT
» Normal, Ill.

General Information

Location.....Normal, Ill.
Enrollment.....20,762
Nickname.....Redbirds
Colors.....Red and White
Conference.....Missouri Valley
President.....Dr. Timothy Flanagan
Athletic Director.....Lary Lyons

Coaching Staff

Head Coach.....Drew Roff
Career Record (Yrs.).....94-51-11 (8)
Record at School (Yrs.)...68-37-10 (6)
Assistant Coaches.....Jim Schneiderhahn
Katie Baumgardner

Team Information

2012 Record.....13-5-2
MVC Record/Finish.....4-2-0/2nd
Starters Returning/Lost.....8/3
Letterwinners Returning/Lost.....14/8

Sports Information

Contact.....Casey Richards
Office Phone.....(309) 438-3249
E-Mail.....cjricha@ilstu.edu
Fax.....(309) 438-5634
Website.....GoRedbirds.com

Drake Bulldogs



» Sunday, September 15
» 1:00 p.m., CT
» Des Moines, Iowa

General Information

Location.....Des Moines, Iowa
Enrollment.....5,348
Nickname.....Bulldogs
Colors.....Blue and White
Conference.....Missouri Valley
President.....David Maxwell
Athletic Director...Sandy Hatfield Clubb

Coaching Staff

Head Coach.....Lindsey Horner
Career Record (Yrs.).....43-41-14 (5)
Record at School (Yrs.).....Same
Assistant Coach.....Michael Regan

Team Information

2012 Record.....12-5-3
MVC Record/Finish.....3-1-2/3rd
Starters Returning/Lost.....10/1
Letterwinners Returning/Lost.....14/5

Sports Information

Contact.....Sean Palchick
Office Phone.....(515) 271-4147
E-Mail.....sean.palchick@drake.edu
Fax.....(515) 271-3015
Website.....GoDrakeBulldogs.com

Murray State Racers



» Friday, September 27
» 3:00 p.m., CT
» Murray, Ky.

General Information

Location.....Murray, Ky.
Enrollment.....10,830
Nickname.....Racers
Colors.....Navy and Gold
Conference.....Ohio Valley
President.....Dr. Tim Miller
Athletic Director.....Allen Ward

Coaching Staff

Head Coach.....Beth Acreman
Career Record (Yrs.).....54-65-16 (7)
Record at School (Yrs.).....Same
Assistant Coach.....Claire Ward

Team Information

2012 Record.....4-13-0
OVC Record/Finish.....2-8-0/11th
Starters Returning/Lost.....8/3
Letterwinners Returning/Lost.....12/12

Sports Information

Contact.....Parker Griffith
Office Phone.....(270) 809-3351
E-Mail.....pgriffith2@murraystate.edu
Fax.....(270) 809-6814
Website.....GoRacers.com

Austin Peay Lady Gobs



» Sunday, September 29
» 1:00 p.m., CT
» Clarksville, Tenn.

General Information

Location.....Clarksville, Tenn.
Enrollment.....10,873
Nickname.....Lady Gobs
Colors.....Red and White
Conference.....Ohio Valley
President.....Tim Hall
Athletic Director.....Derek van der Merwe

Coaching Staff

Head Coach.....Kelley Guth
Career Record (Yrs.)...76-114-20 (11)
Record at School (Yrs.).....Same
Assistant Coaches.....Jeremy Sullivan
Jake Wyman

Team Information

2012 Record.....12-8-1
OVC Record/Finish.....7-2-1/2nd
Starters Returning/Lost.....9/2
Letterwinners Returning/Lost.....N/A

Sports Information

Contact.....Colby Wilson
Office Phone.....(931) 221-6562
E-Mail.....wilsonrc@apsu.edu
Fax.....(931) 221-7562
Website.....LetsGoPeay.com



SOUTHEAST MISSOURI STATE UNIVERSITY

Lindenwood Lions

Jacksonville State Gamecocks

Eastern Kentucky Colonels

Morehead State Eagles



- » Friday, October 4
- » 6:30 p.m., CT
- » Cape Girardeau, Mo.

General Information

Location..... St. Charles, Mo.
Enrollment 8,787
Nickname..... Lions
Colors Black and Gold
Conference..... MIAA
President Dr. James D. Evans
Athletic Director John Creer

Coaching Staff

Head Coach..... Laurie Kaminski
Career Record (Yrs.) 77-57-14 (9)
Record at School (Yrs.) Same
Assistant Coaches..... Jeff Vaninger

Team Information

2012 Record 5-11-1
MIAA Record/Finish 1-10-0/12th
Starters Returning/Lost..... 8/3
Letterwinners Returning/Lost..... 13/11

Sports Information

Contact Mike Morgan
Office Phone..... (636) 949-4378
E-Mail mmorgan1@lindenwood.edu
Fax..... (636) 949-4636
Website..... LindenwoodLions.com



- » Sunday, October 6
- » 1:00 p.m., CT
- » Cape Girardeau, Mo.

General Information

Location..... Jacksonville, Ala.
Enrollment 9,504
Nickname..... Gamecocks
Colors Red and White
Conference..... Ohio Valley
President Dr. William A. Meehan
Athletic Director Maureen Newton

Coaching Staff

Head Coach..... Neil Macdonald
Career Record (Yrs.) 207-137-19 (13)
Record at School (Yrs.) .. First Season
Assistant Coach..... Andy Swift

Team Information

2012 Record 10-8-2
OVC Record/Finish..... 3-6-1/8th
Starters Returning/Lost..... 7/4
Letterwinners Returning/Lost..... N/A

Sports Information

Contact Tony Schmidt
Office Phone..... (256) 782-5377
E-Mail aschmidt@jsu.edu
Fax..... (256) 782-5527
Website..... JSUGamecockSports.com



- » Friday, October 11
- » 3:00 p.m., CT
- » Richmond, Ky.

General Information

Location Richmond, Ky.
Enrollment 16,200
Nickname..... Colonels
Colors Maroon and White
Conference..... Ohio Valley
President Dr. Michael Benson
Athletic Director Mark Sandy

Coaching Staff

Head Coach..... Melissa Barnes
Career Record (Yrs.) First Season
Record at School (Yrs.) .. First Season
Assistant Coach..... Adam Kleman

Team Information

2012 Record 10-7-3
OVC Record/Finish..... 6-3-1/3rd
Starters Returning/Lost..... 9/2
Letterwinners Returning/Lost..... 18/2

Sports Information

Contact Steve Fohl
Office Phone..... (859) 622-1253
E-Mail steve.fohl@eku.edu
Fax..... (859) 622-5108
Website..... EKUSports.com



- » Sunday, October 13
- » Noon, CT
- » Morehead, Ky.

General Information

Location..... Morehead, Ky.
Enrollment 11,172
Nickname..... Eagles
Colors Blue and Gold
Conference..... Ohio Valley
President Dr. Wayne D. Andrews
Athletic Director Brian Hutchinson

Coaching Staff

Head Coach..... Warren Lipka
Career Record (Yrs.) 216-173-42 (21)
Record at School (Yrs.) .. 54-34-12 (4)
Assistant Coaches..... Jeremy Groves
Bingy Lara

Team Information

2012 Record 2-12-4
OVC Record/Finish..... 2-5-3/9th
Starters Returning/Lost..... 9/2
Letterwinners Returning/Lost..... 23/4

Sports Information

Contact JT Webb
Office Phone..... (606) 783-2500
E-Mail j.webb@moreheadstate.edu
Fax..... (606) 783-5035
Website..... MSUEagles.com

2013 Opponents

2013 Opponents

Belmont Bruins



- » Friday, October 18
- » 6:30 p.m., CT
- » Cape Girardeau, Mo.

General Information

Location Nashville, Tenn.
Enrollment 6,637
Nickname Bruins
Colors Navy Blue, Red and White
Conference Ohio Valley
President Dr. Robert C. Fisher
Athletic Director Mike Strickland

Coaching Staff

Head Coach.....Heather Henson
Career Record (Yrs.) ... 125-172-29 (18)
Record at School (Yrs.) 16-17-3 (2)
Assistant Coach..... Travis Favel

Team Information

2012 Record8-9-2
OVC Record/Finish..... 4-4-2/t-5th
Starters Returning/Lost.....6/5
Letterwinners Returning/Lost.....20/7

Sports Information

Contact Kenisha Rhone
Office Phone..... (615) 460-5990
E-Mail ...kenisha.rhone@belmont.edu
Fax..... (615) 460-5584
Website..... BelmontBruins.com

Tennessee Tech Golden Eagles



- » Sunday, October 20
- » 1:00 p.m., CT
- » Cape Girardeau, Mo.

General Information

Location.....Cookeville, Tenn.
Enrollment22,080
Nickname.....Golden Eagles
ColorsPurple and Gold
Conference.....Ohio Valley
PresidentDr. Philip Oldham
Athletic DirectorMark Wilson

Coaching Staff

Head Coach..... Daniel Brizard
Career Record (Yrs.) 14-37-3 (3)
Record at School (Yrs.) Same
Assistant Coaches Rachel Yeppez
Corey Boyd

Team Information

2012 Record5-12-1
OVC Record/Finish.....3-7-0/10th
Starters Returning/Lost.....6/5
Letterwinners Returning/Lost.....16/8

Sports Information

Contact Dylan Vazzano
Office Phone..... (931) 372-3293
E-Mail dvazzano@ntech.edu
Fax..... N/A
Website..... TTUSports.com

SIU Edwardsville Cougars



- » Friday, October 25
- » 6:30 p.m., CT
- » Cape Girardeau, Mo.

General Information

Location Edwardsville, Ill.
Enrollment 14,055
Nickname Cougars
Colors Red and White
Conference Ohio Valley
President Dr. Julie Furst-Bowe
Athletic Director Dr. Bradley Hewitt

Coaching Staff

Head Coach.....Derek Burton
Career Record (Yrs.) 76-62-11 (9)
Record at School (Yrs.)..... 29-42-8 (5)
Assistant Coaches.....Holly Cox
Danielle Kot

Team Information

2012 Record7-8-4
OVC Record/Finish..... 4-4-2/t-5th
Starters Returning/Lost..... 9/2
Letterwinners Returning/Lost..... 18/2

Sports Information

Contact..... Joe Pott
Office Phone..... (618) 650-2860
E-Mail jpott@siue.edu
Fax..... (618) 650-3369
Website..... SIUECougars.com

Eastern Illinois Panthers



- » Sunday, October 27
- » 1:00 p.m., CT
- » Cape Girardeau, Mo.

General Information

Location Charleston, Ill.
Enrollment 10,417
Nickname Panthers
Colors Blue and Gray
Conference Ohio Valley
President Dr. William Perry
Athletic Director Barbara Burke

Coaching Staff

Head Coach.....Jason Cherry
Career Record (Yrs.)First Season
Record at School (Yrs.) ..First Season
Assistant Coaches..... Tony Castelon

Team Information

2012 Record.....6-12-1
OVC Record/Finish.....4-5-1/7th
Starters Returning/Lost.....6/5
Letterwinners Returning/Lost.....15/6

Sports Information

Contact Greg Lautzenheiser
Office Phone..... (217) 581-7020
E-Mail glautzenheiser@eiu.edu
Fax..... (217) 581-7001
Website..... EIUpanthers.com



SOUTHEAST MISSOURI STATE UNIVERSITY

UT Martin Skyhawks

2013 Ohio Valley Conference Women's Soccer Championship



- » Friday, November 1
- » 7:00 p.m., CT
- » Martin, Tenn.

General Information

Location..... Martin, Tenn.
 Enrollment 8,400
 Nickname..... Skyhawks
 Colors Navy Blue and Orange
 Conference..... Ohio Valley
 Chancellor Dr. Thomas A. Rakes
 Athletic Director Phil Dane

Coaching Staff

Head Coach..... Phil McNamara
 Career Record (Yrs.).. 181-64-14 (13)
 Record at School (Yrs.).... 35-21-7 (3)
 Assistant Coaches..... Leslie Gillies
 Chris Penn

Team Information

2012 Record 13-6-3
 OVC Record/Finish..... 8-1-1/1st
 Starters Returning/Lost..... 8/3
 Letterwinners Returning/Lost..... 16/6

Sports Information

Contact Alex Boggis
 Office Phone..... (731) 881-7694
 E-Mail daboggis@utm.edu
 Fax..... (731) 881-7624
 Website..... UTMSports.com

November 7-8, 10
 TBA • Highest Seed

Tournament Bracket

#1 Seed

#4 Seed

Game 1
 Thur., Nov. 7
 TBA

#5 Seed

Game 3
 Fri., Nov. 8
 TBA

#3 Seed

Game 2
 Thur., Nov. 7
 TBA

#6 Seed

Game 4
 Fri., Nov. 8
 TBA

#2 Seed

Game 5
 Sun., Nov. 10
 TBA




2013 OVC CHAMPION

2013 Opponents



SOUTHEAST MISSOURI STATE UNIVERSITY



THIS IS THE OVC

IN THIS SECTION . . .

- ▶▶ About the OVC
- ▶▶ OVC Map
- ▶▶ 2012 OVC Stats



SOUTHEAST MISSOURI STATE UNIVERSITY

Now in its 66th year, the Ohio Valley Conference continues to build on the success that has made it the nation's eighth-oldest NCAA Division I conference.

In May 2011 the Conference expanded for the second time in four years, adding Belmont University which began competition in the 2012-13 academic year. The addition of Belmont gave the OVC 12 members, the most the league has had at one time in its illustrious history. The move added a second team in the city of Nashville and was the first addition to the league since Southern Illinois University Edwardsville joined in 2008. Subsequently, the league has shown its stability over the past decade, seeing only one member institution depart over the past 13 years.

The 2009-10 school year saw a change in leadership as Beth DeBauche was named the seventh full-time Commissioner in league history on July 28, 2009. She is currently one of just six females to be the head of a Division I conference, and one of just nine to lead a Division I conference all-time. The last three commissioners of the OVC have moved onto jobs as the commissioner of the Big Ten, Big 12 and the Mid-American Conferences.

The OVC's proud history dates back to 1948, but seeds for the new league were actually planted in 1941. It was then that Roy Stewart, the athletics director at Murray State, Charles "Turkey" Hughes, the athletics director at Eastern Kentucky, and Kelly Thompson, the public relations director at Western Kentucky, first broached the idea of forming a new conference. Discussions were put on hold by World War II, but reemerged Feb. 27-28, 1948 at the Kentucky Hotel in Louisville as the three original institutions combined with Morehead State, Louisville and Evansville to form the OVC.

In the 1950s, the OVC became a pioneer on a much more significant scale socially. During times of racial segregation, league member Morehead State became one of the first non-traditionally black mid-southern institutions to accept a black student. In 1958 Marshall Banks earned athletically-related aid at Morehead, which signed a second black athlete, Howard Murphy, a year later. In 1961 Murphy earned all-conference recognition as a halfback in football. With racial barriers broken, the rest of the institutions in the league began to provide educational and athletic opportunities to African-Americans.

After Title IX legislation passed in 1972, women's athletics began a rebirth on the

national scene as the NCAA began sponsoring and marketing women's sports. Recognizing the need to provide increased opportunities for female athletes, the OVC began formulating plans for women's athletics in 1975 and established women's championships in the sports of basketball, tennis and track in 1977, with cross country and volleyball added over the next four years. Those sports were initially governed by the Association of Intercollegiate Athletics for Women (AIAW), but the overall strength of women's programs in the league was demonstrated by the automatic bids the OVC instantly received when the NCAA became the governing body in 1982. The conference added women's golf and softball in 1994 and women's soccer in 1998.

Through the past 65 years, 15 teams have won or shared the league's football title. The list is led by Eastern Kentucky, winner of 21 outright or shared football crowns (including sharing the title in 2011), which is tied for the most in Football Championship Subdivision history (with Massachusetts). Among OVC teams, former member Middle Tennessee is next with 11 titles, followed by Tennessee Tech with 10, and Murray State and former member Western Kentucky with eight apiece. Eastern Illinois has claimed six football crowns and Jacksonville State has three, while Morehead State, Tennessee State and former members Evansville and East Tennessee State have captured two apiece. Austin Peay, Southeast Missouri, UT Martin and former member Youngstown State have one title apiece.

Murray State and Evansville tied for the initial football championship, and the Racers participated in the first-ever bowl game by an OVC team, tying Sul Ross State 21-21 in the 1948 Tangerine Bowl. From 1948 to 1975, OVC teams played in 15 bowl games, winning eight of them. Eastern Kentucky and Western Kentucky were also participants in the NCAA Division II playoffs in the early and mid-1970s prior to the NCAA's reclassification of football programs into Division I-AA. The term "I-AA" lasted until the end of the 2006 season when it was changed to Division I Football Championship Subdivision (FCS).

The first Division I-AA/FCS football playoff was held in 1978 with only four teams, which is the only year through present day that the OVC did not field a playoff representative. In 1979, four of the nation's top teams were invited to the playoffs, and two of them - Eastern Kentucky and Murray State - were from the

OVC. Murray dropped its semifinal game to Lehigh, but the Colonels nipped Nevada-Reno in double overtime and claimed the national championship a week later with a 30-7 victory over Lehigh. EKU was coached by former All-America quarterback Roy Kidd, who was in his 16th year at the helm of his alma mater and who skippered the Colonels to a second national title three years later. Following the 2002 season, Kidd retired after 39 years at EKU; upon retirement, he ranked sixth all-time among Division I coaches with 315 victories, earning him a spot in the College Football Hall of Fame. EKU's 20 FCS playoff appearances are the second for the most all-time (behind only Montana and tied with Appalachian State).

In addition to Kidd, other coaching legends in the OVC include Charles "Bubber" Murphy, who coached at Middle Tennessee from 1947-1968, Western Kentucky's Jimmy Feix (1968-83), Wilburn Tucker (1954-67) and Don Wade (1968-82) of Tennessee Tech, Bill Ferguson (1967-77) of Murray State, Guy Penny (1959-67) of Morehead State and Boots Donnelly (1977-78 at Austin Peay; 1979-1998 at Middle Tennessee). Following the 2011 season Eastern Illinois head coach Bob Spoo retired after 25 years at the school (the last 16 as members of the OVC). In his time as an OVC coach he compiled 92 total victories (fifth-most in league history) and 68 OVC wins (fourth-most in league history) and was inducted into the OVC Hall of Fame in 2012.

A sampling of former OVC football stars, some of whom were All-Americans during their collegiate careers before achieving stardom at the professional ranks, include Jim Youngblood and Larry Schreiber (Tennessee Tech), Phil Simms (Morehead State), Virgil Livers and Dale Lindsey (Western Kentucky), Myron Guyton and Chad Bratzke (Eastern Kentucky), Cortland Finnegan (Samford) and Tony Romo (Eastern Illinois). In 2008, former Tennessee State standout Dominique Rodgers-Cromartie became just the fourth NFL First Round draft pick in OVC history when he was selected 16th overall by the Arizona Cardinals. He would break into the starting lineup halfway through his rookie season and started at cornerback for the Cardinals in Super Bowl XLIII. The OVC has had at least one former player named a NFL Pro Bowl selection in four of the past seven seasons.

The 2007 season marked a return to scholarship football and the OVC for the Austin Peay

Governors. Following the 1996 season the Governors dropped scholarship football and competed as both an independent (1997-00, 2006) and as a member of the Pioneer Football League (2001-05).

The 2007 season also brought new vernacular to the Ohio Valley Conference and the division formerly known as I-AA. Beginning with the 2006 National Championship game the term I-AA was changed to NCAA Football Championship Subdivision (FCS) in a decision by the Division I Board of Directors. The new label was chosen to communicate in a positive and clear manner the unique differences between Division I football categories (chiefly, the post-season opportunity) while still defining them within the Division I experience. The FCS includes programs that compete in an effort to participate in the NCAA championship postseason structure (one of 89 NCAA national championships) as opposed to the Football Bowl Subdivision (FBS) which competes in an effort to participate in the post-season bowl system (the 35 NCAA-licensed events which includes the Bowl Championship Series).

In 2010 Southeast Missouri State, picked to finish seventh in the preseason poll, compiled a 7-1 Conference record on the way to its first OVC Championship since joining the league in 1991. Overall the Redhawks were 9-2 during the regular season and earned a berth in the FCS Playoffs, its first playoff berth at any level in the program's 104-year history. Southeast would lose to eventual national champion Eastern Washington in the second round of the playoffs. Head coach Tony Samuel capped the year by winning the Sports Network's Eddie Robinson Award, given to the National Coach of the Year. Samuel was the second OVC coach to win the award (joining Murray State's Houston Nutt who won the award in 1995).

For only the second time in league history in 2011, three teams shared the OVC football championship, as Eastern Kentucky, Jacksonville State and Tennessee Tech finished with 6-2 records. The only other time in league history more than two champions were crowned at the end of the year was 1962 (when four teams shared the crown).

In 2012 Eastern Illinois became just the fourth football team in OVC history to go from worst-to-first in winning the OVC Championship. The Panthers were led by head coach Dino Babers who became just the fourth first-year head coach to win an OVC Champi-

onship (joining Boots Donnelly in 1977, Jason Simpson in 2006 and Dean Hood in 2008). During the year Eastern Illinois junior wide receiver Erik Lora shattered the FCS single-season receptions record, hauling in 136 passes in 12 games; that mark was 13 more than the previous NCAA record and 44 more than the previous OVC mark.

Football wasn't the only sport in which the OVC was quickly gaining respect. In 1955, the OVC became only the second six-member league nationally to earn an automatic bid to the prestigious NCAA Men's Basketball Tournament, which, at that time, was limited to only 24 participants. The Conference quickly proved worthy of that bid, as Morehead State defeated Marshall (107-92) and Wayne State (95-84) in the 1956 tournament.

Fifteen years later, former OVC member Western Kentucky became the first and only Conference team to reach the Final Four. The Hilltoppers defeated Jacksonville, Kentucky and Ohio State before losing to Villanova in double overtime in the national semifinals. WKU went on to finish in third place after beating Kansas 77-75 in the consolation game.

Since that time, the OVC has recorded some of the biggest upsets in the history of the NCAA Tournament. Perhaps the most famous moment came in 1987, when Austin Peay came from fourth place in the regular season to win the OVC Tournament and earn the league's automatic bid. The Governors drew powerful Illinois, and were such big underdogs, that ESPN broadcaster Dick Vitale promised to stand on his head if APSU won the game. After a 68-67 victory over the Illini, and a narrow 90-87 overtime loss to eventual Final Four participant Providence in the second round, Vitale made good on his promise in a visit to Clarksville two months later.

Murray State added to the OVC's string of upsets in 1988 when it knocked off 14th-ranked North Carolina State, 78-75. The Racers' M&M Boys - Jeff Martin and Don Mann - combined for 39 points in the win. MSU nearly went on to the Sweet 16 that year, losing to eventual national champion Kansas, 61-58. A bank shot by Mann that would've given the Racers a one-point lead rolled off the rim with three seconds left. In 1990 as a No. 16 seed, Murray State took No. 1 seed Michigan State into overtime before falling 75-71; that game still marks the closest a No. 16 seed has come to knocking off a No. 1 in men's tournament action. More recently, Murray State has

dominated the OVC Tournament, reaching the championship game every year in the 1990's. The Racers' 15 OVC Tournament Championships are the most among all OVC schools.

After former member Middle Tennessee State won a first round game in 1989, the league had a drought as no other OVC team won a NCAA Tournament game for the next 19 years. But Morehead State, coming off a thrilling double overtime OVC Tournament victory over Austin Peay, topped Alabama State 58-43 in the Opening Round game at University of Dayton Arena in Dayton, Ohio. The game was played in front of an Opening Round record crowd of 11,346; that crowd included many MSU fans who made the three-hour drive from Morehead for the game.

In 2009-10, Murray State made OVC history by winning a record 31 games (31-5) on its way to the league's regular season and tournament championships. In the first round of the NCAA Tournament, the No. 13 seed Racers topped Vanderbilt in thrilling fashion when senior Danero Thomas hit a jumper as time expired to lift MSU to a 66-65 victory. It marked the first OVC team to advance to the second round of the NCAA Tournament since 1989, and snapped a skid of 71-straight losses to Southeastern Conference foes (dating back to 2000-01). In the second round the Racers pushed eventual national runner-up Butler to the brink before losing 54-52.

In 2010-11 Morehead State would make it three NCAA Tournament wins in as many years for the league and got a bit of revenge for the 2009 tournament loss to Louisville in the process. After finishing second in the regular season and winning the OVC Tournament Championship, the No. 13 seeded Eagles were shipped to Denver to play the in-state foe Cardinals. MSU jumped out to a 15-2 advantage but were down four points (61-57) with just over a minute to play in regulation. After two free throws from two-time OVC Player of the Year Kenneth Faried, the Eagles held for one final shot attempt and senior Demonte Harper pulled up off a cross-over dribble to nail a 3-pointer with 4.3 seconds left that gave Morehead State a 62-61 lead. UofL had one last attempt but Faried blocked the Cardinals last shot, giving MSU the win, its first over Louisville since the 1956-57 season.

In 2011-12 Murray State put together one of the greatest seasons in OVC history, beginning the year 23-0 (an all-time OVC best) and being ranked as high as No. 7 in the coaches



SOUTHEAST MISSOURI STATE UNIVERSITY

poll on Feb. 6. The squad was the first OVC team to be nationally-ranked since Murray State was ranked in 1997-98; in addition the top 10 ranking was the first for an OVC team since the 1970-71 campaign (WKU). The Racers would top nationally-ranked Memphis and Saint Mary's during the season and win the league's regular season and tournament championships. MSU earned a No. 6 seed in NCAA Tournament, the highest-ever seed for an OVC team since the NCAA began seeding the field in 1979. The Racers would top Colorado State 58-41 in the second round before falling to Marquette in the third round. Murray State would win 31 games overall, tying the OVC all-time record the Racers set in 2009-10.

After the Murray State win in 2011-12, the league had won NCAA Tournament games in four-straight seasons, something that had never happened in league history (three-game winning streaks from 1960-62 and 1987-89 had been the previous best streaks). Over that time period (2009-12) the OVC was one of just nine conferences nationally to win a NCAA Tournament game in each season and one of only three non-BCS leagues (joining the Atlantic 10 and WCC) to do so.

During the 2010-11 year Faried, the nation's leading rebounder during the season, became the NCAA's Modern Era (since 1973) career rebounding leader, totaling 1,673 rebounds which passed Tim Duncan for the record (he is 11th all-time in NCAA history). Faried also finished his career with 86 double-doubles, second all-time to only Duncan. He is one of only six players in NCAA history to finish with 2,000-plus career points (2,009) and 1,600-plus career rebounds. Faried was drafted 22nd overall by the Denver Nuggets in the 2011 NBA Draft, becoming the first OVC player selected in the first round since Tennessee State's Carlos Rogers 1994.

Through its 65 years, 13 teams have won or shared the league's regular season men's basketball title. Murray State heads the list with a Conference-record 23 outright or shared basketball crowns. Other past champions include former member Western Kentucky (19), Morehead State (9), Austin Peay (8), Eastern Kentucky (6), Tennessee Tech (5), former member Middle Tennessee (5), Tennessee State (2), former member East Tennessee State (2), Belmont (1 – winning the 2012-13 title in its first year in the league), Southeast Missouri State (1), UT Martin (1) and former member Akron (1).

Among the coaching greats in men's bas-

ketball have been Western Kentucky's E.A. Diddle, who retired with 759 victories and 10 OVC titles; John Oldham, who was a member of the very first All-OVC squad and went on to win seven OVC crowns during his coaching tenure at Tennessee Tech and Western Kentucky; Paul McBryer, who guided Eastern Kentucky to 219 wins and three OVC crowns; and Cal Luther, who is the only person in Conference history to win men's basketball Coach of the Year honors at two league schools – Murray State and UT Martin. Current Austin Peay head coach Dave Loos became the winningest coach in OVC history in 2009-10, netting his 319th victory and passing Luther on the all-time list. Loos enters the 2013-14 season with 371 victories.

There have been an equal number of great players including Western Kentucky's Clem Haskins, who is the only three-time OVC Player of the Year. Several players have won OVC Player of the Year honors twice: Western Kentucky's Jim McDaniel (1969-70 and 1970-71), Murray State's Les Taylor (1971-72, 1972-73), Jeff Martin (1987-88, 1988-89), Popeye Jones (1989-90, 1990-91) and Marcus Brown (1994-95, 1995-96), Austin Peay's Otis Howard (1976-77, 1977-78), Middle Tennessee's Jerry Beck (1980-81, 1981-82), Akron's Joe Jakubick (1982-83, 1983-84), Tennessee State's Carlos Rogers (1992-93, 1993-94), UT Martin's Lester Hudson (2007-08, 2008-09), Morehead State's Kenneth Faried (2009-10, 2010-11) and Murray State's Isaiah Canaan (2011-12, 2012-13).

The OVC also has the honor of being the only conference to boast the nation's leaders in scoring, rebounding and assists all in one season. That feat was accomplished in 1991-92 by Morehead State's Brett Roberts (28.1 ppg), Murray State's Popeye Jones (14.4 rpg) and Tennessee Tech's Van Usher (8.8 apg).

In 2007-08, UT Martin guard Lester Hudson became the first men's Division I player to record a quadruple-double in a game, when he registered 25 points, 12 rebounds, 10 assists and 10 steals in a victory over Central Baptist College. Hudson, who ranked fourth in scoring nationally as a junior, returned for his senior season in 2008-09 and was second nationally in scoring (behind Davidson's Stephen Curry) at 27.5 points a contest. Hudson earned numerous honors (including OVC Player of the Year and OVC Male Athlete of the Year in each 2008 and 2009 and All-American status from several outlets) before being drafted by the Boston Celtics with the No. 58 pick of the 2009 NBA

Draft.

Murray State guard Isaiah Canaan, a first-team All-American in 2011-12, capped his illustrious career in 2012-13 by becoming just the 17th player in OVC history to score 2,000 or more career points (and the third player in the past three years to do so). Canaan, who was a key part of Murray State NCAA Tournament victories in both 2010 and 2012, earned a pair of OVC Player of the Year honors (2012 and 2013) during his career as well as being named OVC Freshman of the Year (2010), OVC Tournament MVP (2010) and OVC Male Athlete of the Year (2012).

Women's basketball in the OVC has been dominated by Tennessee Tech, which has won or shared 18 regular-season titles and owns nine OVC Tournament crowns. In fact, the Golden Eagles have reached the championship game of the OVC Tournament 22 times in the past 32 years. Although Tennessee Tech remains the standard-bearer, five other teams have won 13 of the last 20 OVC Tournaments. UT Martin became the latest program to add its name to the list, capturing its first OVC Tournament title in 2011 and also winning championships in 2012 and 2013. The Skyhawks were the first team to three-peat since Austin Peay won four-straight titles from 2000-03. Austin Peay leads the remaining teams with seven crowns while Tennessee State, Eastern Kentucky, Murray State and Southeast Missouri each have won titles during that span.

Several coaches have made their mark in the history of OVC women's basketball. Former Tennessee Tech coach Marynell Meadors posted an amazing 363-139 (72.3%) record at Tech, becoming the first woman in NCAA or AIAW history to win 300 games at the same institution, while former Tennessee State skipper Teresa Phillips earned National Coach of the Year honors from USA Today in 1990 for turning around the Lady Tigers' program before going on to lead TSU to the NCAA Tournament in 1994 and 1995. Tennessee Tech coach Bill Worrell capped a stellar 20-year career in 2005-06 and was inducted into the OVC Hall of Fame in 2007; he compiled a 408-190 record while leading the Golden Eagles to an unprecedented 16 OVC regular-season titles and eight NCAA Tournament appearances, including five straight from 1989-93. Larry Joe Inman, who retired at the conclusion of the 2007-08 season and was inducted into the OVC Hall of Fame in 2009, won more than 100 games at both Middle Tennessee and Eastern Kentucky, and earned OVC Coach of the Year honors

About the OVC

About the OVC

a record eight times – five times at ECU and three at MTSU. In 2012-13 Inman came out of retirement to take the Tennessee State job.

Many great players have graced the hardwood over the years, including former OVC Players of the Year Brooke Armistead and Gerlonda Hardin from Austin Peay, Pam Chambers, Jerilynn Harper, Cheryl Taylor, Angela Moorehead, Roschelle Vaughn, Diane Seng, Janet Holt and Emily Christian from Tennessee Tech; Morehead State's Donna Murphy, Priscilla Blackford and Chynna Bozeman; Eastern Kentucky's Kim Mays; Southeast Missouri's Gray C. Harris; and Murray State's Ashley Hayes.

Bozeman finished her collegiate career in 2010-11 by winning her second consecutive OVC Player of the Year award. Her 2,170 points ranks her eighth all-time in OVC history, her 377 made career 3-pointers is first in OVC history and sixth in NCAA history and her 1,096 career 3-point attempts ranks first in OVC history and second in NCAA history.

Morehead State center Brittany Pittman set new school, league and NCAA standards for blocked shots in 2008-09. Pittman swatted 164 shots during the season, setting a new NCAA single-season record (which has since been broken). During the campaign, only her second with the Eagles, she also set career block records for both Morehead State and the OVC (287).

In 2012-13 the UT Martin duo of Jasmine Newsome and Heather Butler finished fifth and sixth nationally among NCAA scoring leaders. Newsome, the 2012 and 2013 OVC Player of the Year, averaged 22.6 points per game on the way to All-American honors while Butler averaged 22.4 points per contest. Butler set a NCAA record during the season by connecting on a 3-pointer in her 80th-straight game.

The league also had another historical moment in November 2008 when the NCAA awarded Nashville the 2014 NCAA Women's Division I Final Four. The OVC will serve as the host of the prestigious event, which is one of the biggest sporting events the city of Nashville can host. The event will be held April 6 & 8 at Bridgestone Arena in downtown Nashville.

Over its 65 years, OVC teams have garnered national championships and bowl games in football, along with national team or individual titles in the sports of rifle, cross country, track and golf.

The OVC has also produced several Olympic athletes, including Murray State's Morgan

Hicks, who was a member of the 2004 United States Olympic Rifle Team and Morehead State's Brian Shimer who competed in five Winter Olympics in bobsled (winning a bronze medal in 2002) and coached the 2010 United States bobsled team to its first gold medal since 1948. In addition, some of the greatest players in professional sports were educated at OVC institutions. The list includes former greats such as football's Phil Simms (Morehead State), basketball's Clem Haskins (Western Kentucky) and Bubba Wells (Austin Peay) and two-sport star Steve Hamilton (Morehead State) to present-day standouts like basketball player Trenton Hassell (Austin Peay), football player Tony Romo (Eastern Illinois) and baseball players A.J. Ellis (Austin Peay) and Jon Rauch (Morehead State). Hamilton is the only athlete to ever play in the NCAA Basketball Championship, a Major League Baseball World Series (New York Yankees) and a NBA Championship Series (Los Angeles Lakers).

The OVC's first volleyball tournament was held in 1981, the same year Eastern Kentucky began a string of six straight tournament crowns. Former ECU skipper Dr. Geri Polvino compiled a 627-439 record in 32 seasons as head coach of the Colonels, earning OVC Coach of the Year honors eight times. More recently, former Austin Peay coach Cheryl Holt and former Southeast Missouri skipper Cindy Gannon also earned their peers' recognition multiple times with four awards each.

Throughout the last 30 years, 11 different teams have won an OVC regular-season or tournament volleyball crown. Since joining the league in 1991, Southeast Missouri has dominated the scene, winning seven of its eight regular-season titles during the 1990's, including five straight from 1993-97. The Redhawks have also won five tournament crowns (1994, 1996, 1998, 1999 and 2000). Jacksonville State won back-to-back OVC Tournament Championships (2005, 2006) including going through the OVC undefeated (16-0) in 2006 and winning a NCAA Tournament match in 2010, the league's first NCAA victory since 2000.

Following the 2007 season, Jacksonville State's Abbey Breit was named the OVC Offensive Player of the Year for the third-straight season, becoming the first player in OVC history to accomplish that feat. Four other individuals – Eastern Kentucky's Angela Boykins (1985-86), Morehead State's Dayle Hammontree (1988-89), Southeast Missouri's Tuba Meto (1996-97) and Morehead State's Amy Almond (2001-02) – were back-to-back

winners of the award.

Morehead State won its third-straight OVC regular season championship in 2012. Over that time period the Eagles have compiled an impressive 52-2 league record.

In 2007, Eastern Kentucky's Jacob Korir won his fourth-straight Conference cross country title becoming just the third OVC student-athlete and 13th athlete nationally to accomplish that feat. Korir was a three-time All-American in cross country, earning two top-10 finishes at the NCAA Cross Country Championship. The Nairobi, Kenya, native was also named a track and field All-American twice during his career, was selected as the OVC Male Athlete of the Year in 2006-07 and received the NCAA post graduate scholarship in 2008.

In 2011 the Eastern Kentucky men's cross country earned a national ranking in the USTFCCCA poll, climbing to as high as No. 17; the ranking was the highest for an OVC team since the polls began in the early 1980s. The ECU men would qualify for the NCAA Championship, becoming the first OVC team to reach the national championship meet since 1980. Eastern Kentucky finished 26th overall at the event as junior Soufiane Bouchikhi was 47th in a field of 252 runners. On the women's side Eastern Kentucky senior Lydia Kosgei became the first ECU woman to ever qualify for the NCAA Championship and went on to finish 37th at the national meet, marking the second-highest finish for a female in OVC history, and also earning All-American honors. A year later (2012) the ECU men's cross country team was ranked as high as No. 11 nationally and finished 24th at the NCAA Championship. Wade Meddles led the team with a 38th place finish at the event while Bouchikhi was 40th.

In 2007 the Conference had two teams in the NCAA Women's Soccer Tournament for the first time in league history, as former OVC member Samford earned an at-large selection while Southeast Missouri was the Conference's automatic bid.

In 2009 it was OVC softball that accomplished several firsts as UT Martin (tournament champion) and Jacksonville State (at-large) were each selected for the NCAA Championship. Jacksonville State would take it a step farther by winning the Knoxville Regional (beating No. 13 national seed Tennessee along the way) to become the first OVC softball program to advance to a Super Regional. Jax State would fall to No. 4 Alabama



SOUTHEAST MISSOURI STATE UNIVERSITY

in that Super Regional but finished the season 43-16 (19-2 OVC) and ranked 21st nationally in the ESPN.com/USA Softball poll and 24th nationally in the USA Today/NFCA poll.

The league's baseball presence has continued to evolve since its inception. The OVC baseball tournament moved to a neutral site for the first time in 2001 with Paducah, Ky. and Brooks Stadium hosting the tournament in front of raucous crowds. The success of the tournament led to Jackson, Tenn. and The Ballpark at Jackson (formerly Pringles Park) – the home of the Seattle Mariner's Class AA affiliate – hosting the event for the first time in 2010.

The OVC also has made a statement in the NCAA Baseball Championship in recent years, with its teams involved in several memorable contests in the last decade. Tennessee Tech surprised Wake Forest in the opening round of the 2001 tournament and Southeast Missouri stunned host Alabama in the opening round of the 2002 championship. Five years later, Austin Peay captured the collegiate baseball world's attention by taking Vanderbilt, the 2007 No. 1 overall seed, to extra innings. Eastern Illinois pushed host Nebraska to the limit in 2008 followed by Tennessee Tech's memorable contest against host Clemson in 2009.

After not making the OVC Tournament field in either 2009 or 2010, Austin Peay, who was picked to finish seventh in the 2011 preseason poll, won the regular season and tournament championships to garner its fourth NCAA Tournament appearance. In the first game of NCAA Regional play the Govs knocked off host and No. 1 seed Georgia Tech 2-1.

In 2012 Austin Peay completed a "repeat squared" (back-to-back regular season and tournament championships) for the first-time in OVC history. The Govs would go on to top Indiana State and Cal State Fullerton at the Eugene Regional, before falling to host Oregon in the regional final. In marked the first time since the 2000 season (Middle Tennessee) that an OVC team had won multiple NCAA Tournaments games in the same season.

Austin Peay completed a "3-Peayt" by winning its third-straight OVC Tournament crown in 2013. Along the way the Govs garnered the first nationally-ranking by an OVC team since 2009 (climbing to as high as 21st nationally) and tied the OVC single-season record with 47 victories. The Govs earned the No. 2 seed in the NCAA Bloomington Regional, becoming the first OVC team in the current regional format (since 1999) to earn anything other than a No.

4 seed. The squad topped Florida and Valparaiso to advance to the regional final for the second-straight season before losing to host Indiana. Govs senior closer Tyler Rogers was a big part of his team's success during the year, tying the NCAA single-season record for saves (23).

After the 2013 baseball season OVC teams have won at least one game in the NCAA regional round in five of the last seven years.

A first in the OVC occurred in 2008, when the league had a first round draft pick in both the NFL (Tennessee State's Dominique Rodgers-Cromartie) and Major League Baseball (Eastern Kentucky's Christian Friedrich) Drafts in the same school year. A year later (2009) the league had a Major League Baseball First Round Compensation Round pick (Eastern Illinois' Tyler Kehrner who was No. 48 overall) and NBA Second Round pick (UT Martin's Lester Hudson) in the same season.

In 2010 a record 13 OVC baseball players were selected in Major League Baseball's First-Year Player Draft. In each of the past two years (2012 and 2013) the OVC has had 24 total players selected (12 in each draft).

The playing field is not the only place where OVC athletes are working hard. The league also recognizes excellence in the classroom. Six Scholar-Athlete Awards are presented yearly to male and female athletes, while others are commended for their academic success by being Medal of Honor recipients or earning a spot on the Commissioner's Honor Roll. Additionally, the league annually presents one institutional Academic Achievement Award, as well as separate team awards in each Conference-sponsored sport. Since the College Sports Information Directors of America (CoSIDA) Academic All-America program began, the Ohio Valley Conference has had 215 student-athletes honored with the award, including 36 over the last four years (2009-10, 2010-11, 2011-12, 2012-13).

Through the early years of the league, administrators wrestled with fan behavior due to the close proximity of the Conference members and the intense rivalries which developed. Just as it did decades ago, the OVC took the leadership role on what has become a national issue. In 1995, the OVC implemented a first-of-its-kind "Sportsmanship Statement," a policy which promotes principles of fair play, ethical conduct and respect for one's opponent. The statement has become a model for others to follow across the nation, and has answered the challenge of the NCAA Presidents Com-

mission to improve sportsmanship in collegiate athletics.

Additionally, the OVC annually presents the Steve Hamilton Sportsmanship Award, in honor of the former Morehead State student-athlete, coach and athletics director, to a junior or senior student-athlete with significant athletic contributions who best exemplifies the characteristics of sportsmanship and citizenship. Most recently, the Conference has also implemented the OVC Institutional and Team Sportsmanship Awards, which are presented to one institution and 18 sport-specific teams voted by their peers to have best exhibited the standards of sportsmanship and ethical conduct as outlined by the OVC and NCAA.

The vision of leadership demonstrated by the Founding Fathers in 1948 remains alive today as the Ohio Valley Conference prepares for the future. One example is in regard to the current trend in collegiate athletics administration for increased involvement of university presidents in setting policies and making rules. The presidents of OVC institutions, however, have always governed the Conference, long before presidential governance became a national theme.

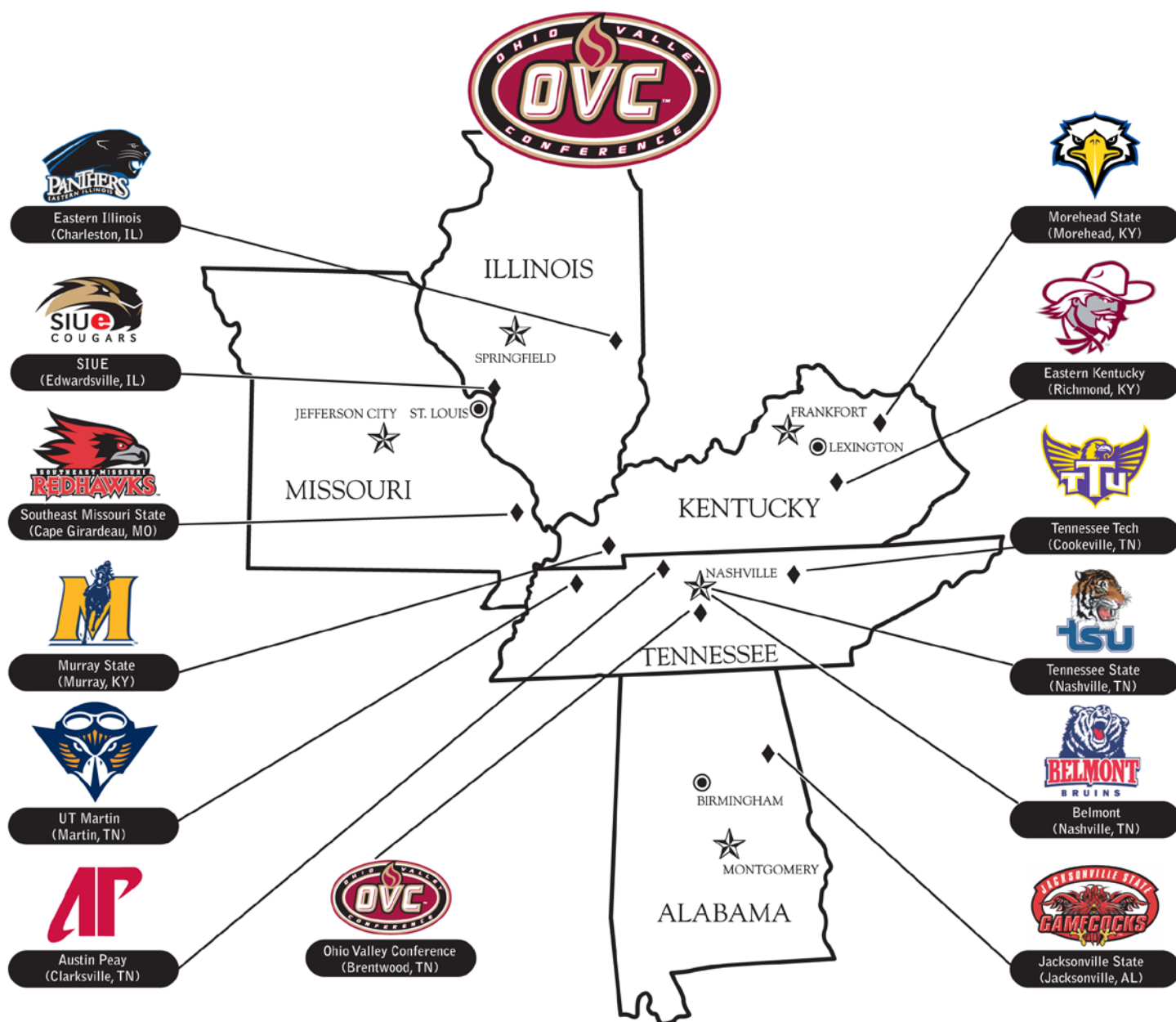
The Ohio Valley Conference sponsors the following sports: baseball, basketball, cross country, football, golf, tennis and track for men, and basketball, cross country, golf, soccer, softball, tennis, track and volleyball for women. In addition, the OVC also sponsors the combined men's and women's sport of rifle.

Now in its seventh decade of competition, the Ohio Valley Conference has grown significantly from its humble beginnings while increasing the number of athletics opportunities it provides for students. Current league representatives include charter members Eastern Kentucky University, Morehead State University and Murray State University, along with Austin Peay State University, Belmont University, Eastern Illinois University, Jacksonville State University, Southeast Missouri State University, Southern Illinois University Edwardsville, Tennessee State University, Tennessee Technological University and the University of Tennessee at Martin.

About the OVC

Ohio Valley Conference

215 Centerview Drive, Suite 115
Brentwood, TN 37027
Phone: (615) 371-1698 | Fax: (615) 371-1788
OVCSports.com





SOUTHEAST MISSOURI STATE UNIVERSITY

2012 Standings	OVC	Pts.	Pct.	GF	GA	Overall	Pct.	GF	GA	Home	Away	Neutral
UT Martin	8-1-1	25	.850	25	6	13-6-3	.659	45	21	8-1	4-5-3	1-0
Austin Peay	7-2-1	22	.750	18	5	12-8-1	.595	36	20	7-4	4-4-1	1-0
Eastern Kentucky	6-3-1	19	.650	13	11	10-7-3	.575	22	23	8-0-1	2-6-1	0-1-1
Southeast Missouri	5-3-2	17	.600	18	8	7-10-4	.429	22	27	4-3-3	2-6-1	1-1
Belmont	4-4-2	14	.500	11	13	8-9-2	.474	19	22	3-4-2	5-4	0-1
SIUE	4-4-2	14	.500	9	9	7-8-4	.474	14	15	7-2-1	0-5-2	0-1-1
Eastern Illinois	4-5-1	13	.450	13	21	6-12-1	.342	20	39	4-4	2-8-1	0-0
Jacksonville State	3-6-1	10	.350	11	16	10-8-2	.550	29	23	3-5-1	5-3-1	2-0
Morehead State	2-5-3	9	.350	9	13	2-12-4	.222	15	33	0-4-4	2-8	0-0
Tennessee Tech	3-7-0	9	.300	9	23	5-12-1	.306	17	36	2-6	3-6-1	0-0
Murray State	2-8-0	6	.200	7	18	4-13-0	.235	17	31	3-7	1-6	0-0
# - OVC Regular-Season Champion												
* - OVC Tournament Champion												

2012 Team Statistics (Overall)

SHOTS				GOALS PER GAME				GOALS ALLOWED				
GP	No.	Avg/G		GP	No.	Avg/G		GP	No.	Avg/G		
1. UT Martin	22	348	15.82	1. UT Martin	22	45	2.05	1. SIUE	19	15	0.79	
2. Austin Peay	21	301	14.33	2. Austin Peay	21	36	1.71	2. Austin Peay	21	20	0.95	
3. SIUE	19	287	15.11	3. Jacksonville State	20	29	1.45	3. UT Martin	22	21	0.95	
4. Eastern Kentucky	20	253	12.65	4. Eastern Kentucky	20	22	1.10	4. Belmont	19	22	1.16	
5. Jacksonville State	20	237	11.85	5. Eastern Illinois	19	20	1.05	5. Jacksonville State	20	23	1.15	
6. Southeast Missouri	21	229	10.90	6. Southeast Missouri	21	22	1.05	Eastern Kentucky	20	23	1.15	
7. Murray State	17	224	13.18	7. Belmont	19	19	1.00	7. Southeast Missouri	21	27	1.29	
Belmont	19	224	11.79	Murray State	17	17	1.00	8. Murray State	17	31	1.82	
9. Eastern Illinois	19	214	11.26	9. Tennessee Tech	18	17	0.94	9. Morehead State	18	33	1.83	
10. Tennessee Tech	18	196	10.89	10. Morehead State	18	15	0.83	10. Tennessee Tech	18	36	2.00	
11. Morehead State	18	192	10.67	11. SIUE	19	14	0.74	11. Eastern Illinois	19	39	2.05	
POINTS				ASSISTS				GA AVERAGE				
GP	No.	Avg/G		GP	No.	Avg/G		GP	GA	Minutes	GAA	
1. UT Martin	22	125	5.68	1. UT Martin	22	35	1.59	1. SIUE	19	15	1793:08	0.75
2. Austin Peay	21	99	4.71	2. Austin Peay	21	27	1.29	2. UT Martin	22	21	2052:31	0.92
3. Jacksonville State	20	80	4.00	3. Southeast Missouri	21	24	1.14	3. Austin Peay	21	20	1925:20	0.93
4. Southeast Missouri	21	68	3.24	4. Jacksonville State	20	22	1.10	4. Eastern Kentucky	20	23	1872:31	1.11
5. Eastern Kentucky	20	62	3.10	5. Eastern Kentucky	20	18	0.90	5. Jacksonville State	20	23	1857:17	1.11
6. Eastern Illinois	19	53	2.79	6. Tennessee Tech	18	17	0.94	6. Belmont	19	22	1667:12	1.19
7. Belmont	19	52	2.74	7. Murray State	17	15	0.88	7. Southeast Missouri	21	27	1880:43	1.29
8. Tennessee Tech	18	51	2.83	8. Belmont	19	14	0.74	8. Morehead State	18	33	1696:53	1.75
9. Murray State	17	49	2.88	9. Eastern Illinois	19	13	0.68	9. Murray State	17	31	1551:59	1.80
10. SIUE	19	41	2.16	SIUE	19	13	0.68	10. Eastern Illinois	19	39	1787:04	1.96
11. Morehead State	18	37	2.06	11. Morehead State	18	7	0.39	11. Tennessee Tech	18	36	1649:28	1.96
GOALS				ASSISTS PER GAME				SAVES				
GP	No.	Avg/G		GP	No.	Avg/G		GP	Saves	Avg/G		
1. UT Martin	22	45	2.05	1. UT Martin	22	35	1.59	1. Jacksonville State	20	139	6.95	
2. Austin Peay	21	36	1.71	2. Austin Peay	21	27	1.29	2. Southeast Missouri	21	125	5.95	
3. Jacksonville State	20	29	1.45	3. Southeast Missouri	21	24	1.14	3. Tennessee Tech	18	124	6.89	
4. Southeast Missouri	21	22	1.05	4. Jacksonville State	20	22	1.10	4. UT Martin	22	117	5.32	
Eastern Kentucky	20	22	1.10	5. Tennessee Tech	18	17	0.94	5. Eastern Illinois	19	110	5.79	
6. Eastern Illinois	19	20	1.05	6. Eastern Kentucky	20	18	0.90	6. Austin Peay	21	107	5.10	
7. Belmont	19	19	1.00	7. Murray State	17	15	0.88	7. Murray State	17	94	5.53	
8. Tennessee Tech	18	17	0.94	8. Belmont	19	14	0.74	8. Belmont	19	92	4.84	
Murray State	17	17	1.00	9. SIUE	19	13	0.68	9. Eastern Kentucky	20	87	4.35	
10. Morehead State	18	15	0.83	Eastern Illinois	19	13	0.68	10. SIUE	19	78	4.11	
11. SIUE	19	14	0.74	11. Morehead State	18	7	0.39	11. Morehead State	18	77	4.28	

OVC Statistics

SHUTOUTS	GP	No.	Avg/G
1. SIUE	19	9	0.47
2. UT Martin	22	8	0.36
3. Southeast Missouri	21	7	0.33
Austin Peay	21	7	0.33
5. Jacksonville State	20	6	0.30
6. Eastern Kentucky	20	5	0.25
7. Belmont	19	4	0.21
8. Murray State	17	3	0.18
Tennessee Tech	18	3	0.17
10. Eastern Illinois	19	1	0.05
11. Morehead State	18	0	0.00

FOULS	GP	No.	Avg/G
1. Southeast Missouri	21	213	10.14
2. Morehead State	18	203	11.28
3. Belmont	19	195	10.26
4. UT Martin	22	194	8.82
5. Austin Peay	21	187	8.90
6. Eastern Illinois	19	184	9.68
7. Eastern Kentucky	20	175	8.75
SIUE	19	175	9.21
9. Jacksonville State	20	173	8.65
10. Tennessee Tech	18	161	8.94
11. Murray State	17	141	8.29

CORNERS	GP	No.	Avg/G
1. Eastern Kentucky	20	104	5.20
2. UT Martin	22	99	4.50
3. Morehead State	18	89	4.94
4. Austin Peay	21	88	4.19
5. SIUE	19	81	4.26
6. Belmont	19	69	3.63
7. Murray State	17	67	3.94
Tennessee Tech	18	67	3.72
9. Southeast Missouri	21	64	3.05
10. Jacksonville State	20	56	2.80
Eastern Illinois	19	56	2.95

OFFSIDES	GP	No.	Avg/G
1. Austin Peay	21	60	2.86
2. Jacksonville State	20	41	2.05
Eastern Kentucky	20	41	2.05
4. Eastern Illinois	19	31	1.63
5. SIUE	19	30	1.58
6. Morehead State	18	29	1.61
Belmont	19	29	1.53
8. Tennessee Tech	18	23	1.28
UT Martin	22	23	1.05
10. Southeast Missouri	21	22	1.05
11. Murray State	17	13	0.76

2012 Individual Statistics (Overall)

SHOTS	GP	No.	Avg/G
1. Tatiana Ariza-APSU	19	75	3.95
2. AUER, Michelle-SIUE	19	67	3.53
DONNELLY, Nikki-EKU	20	67	3.35
4. SERA, Midori-UTM	21	55	2.62
5. IACIOFANO, Ellie-TTU	18	51	2.83
6. McGOWEN, Hannah-UTM	22	50	2.27
7. Veronika Pribyslavsk-MUR	17	47	2.76
8. GERMANN, Kristin-EIU	19	46	2.42
LARIVIERE, Nathalee-JSU	20	46	2.30
10. CURTIS, Alyssa-UTM	21	45	2.14

SHOTS PER GAME	GP	No.	Avg/G
1. Tatiana Ariza-APSU	19	75	3.95
2. AUER, Michelle-SIUE	19	67	3.53
3. DONNELLY, Nikki-EKU	20	67	3.35
4. Julie Mooney-MUR	13	40	3.08
5. IACIOFANO, Ellie-TTU	18	51	2.83
6. Veronika Pribyslavsk-MUR	17	47	2.76
7. SERA, Midori-UTM	21	55	2.62
8. GERMANN, Kristin-EIU	19	46	2.42
9. LARIVIERE, Nathalee-JSU	20	46	2.30
10. McGOWEN, Hannah-UTM	22	50	2.27

POINTS	GP	G	A	P	Avg/G
1. Tatiana Ariza-APSU	19	12	8	32	1.68
2. COOMBS-JAMES, S.-UTM	20	10	4	24	1.20
3. IACIOFANO, Ellie-TTU	18	8	4	20	1.11
Emily Perkins-APSU	21	7	6	20	0.95
5. BRIGHT, Kelsey-JSU	20	8	2	18	0.90
6. GERMANN, Kristin-EIU	19	8	1	17	0.89
HURT, Courtney-JSU	20	7	3	17	0.85
WILSON, Kendyl-UTM	22	5	7	17	0.77
9. DONNELLY, Nikki-EKU	20	7	2	16	0.80
10. Andy Quiceno-APSU	21	6	3	15	0.71

POINTS PER GAME	GP	G	A	P	Avg/G
1. Tatiana Ariza-APSU	19	12	8	32	1.68
2. COOMBS-JAMES, S.-UTM	20	10	4	24	1.20
3. IACIOFANO, Ellie-TTU	18	8	4	20	1.11
Emily Perkins-APSU	21	7	6	20	0.95
5. BRIGHT, Kelsey-JSU	20	8	2	18	0.90
6. GERMANN, Kristin-EIU	19	8	1	17	0.89
7. HURT, Courtney-JSU	20	7	3	17	0.85
8. Veronika Pribyslavsk-MUR	17	7	0	14	0.82
9. DONNELLY, Nikki-EKU	20	7	2	16	0.80
10. WILSON, Kendyl-UTM	22	5	7	17	0.77

GOALS	GP	No.	Avg/G
1. Tatiana Ariza-APSU	19	12	0.63
2. COOMBS-JAMES, S.-UTM	20	10	0.50
3. IACIOFANO, Ellie-TTU	18	8	0.44
GERMANN, Kristin-EIU	19	8	0.42
BRIGHT, Kelsey-JSU	20	8	0.40
6. Veronika Pribyslavsk-MUR	17	7	0.41
DONNELLY, Nikki-EKU	20	7	0.35
HURT, Courtney-JSU	20	7	0.35
Emily Perkins-APSU	21	7	0.33
SANVEE, Abi-UTM	22	7	0.32

GOALS PER GAME	GP	No.	Avg/G
1. Tatiana Ariza-APSU	19	12	0.63
2. COOMBS-JAMES, S.-UTM	20	10	0.50
3. IACIOFANO, Ellie-TTU	18	8	0.44
GERMANN, Kristin-EIU	19	8	0.42
5. Veronika Pribyslavsk-MUR	17	7	0.41
6. BRIGHT, Kelsey-JSU	20	8	0.40
7. DONNELLY, Nikki-EKU	20	7	0.35
HURT, Courtney-JSU	20	7	0.35
9. Emily Perkins-APSU	21	7	0.33
10. SANVEE, Abi-UTM	22	7	0.32



SOUTHEAST MISSOURI STATE UNIVERSITY

ASSISTS

	GP	No.	Avg/G
1. Tatiana Ariza-APSU	19	8	0.42
2. WILSON, Kendyl-UTM	22	7	0.32
3. MANNS, Kaitlin-JSU	20	6	0.30
Emily Perkins-APSU	21	6	0.29
McGOWEN, Hannah-UTM	22	6	0.27
6. CONC, Dominika-UTM	22	5	0.23
7. CAMBRON, Kris-TTU	16	4	0.25
IACIOFANO, Ellie-TTU	18	4	0.22
LUEHMANN, Paige-SEMO	18	4	0.22
AUER, Michelle-SIUE	19	4	0.21
D'ITALIA, Emily-EKU	20	4	0.20
COOMBS-JAMES, S.-UTM	20	4	0.20
Morgan Zigelsky-APSU	21	4	0.19

ASSISTS PER GAME

	GP	No.	Avg/G
1. Tatiana Ariza-APSU	19	8	0.42
2. WILSON, Kendyl-UTM	22	7	0.32
3. MANNS, Kaitlin-JSU	20	6	0.30
4. Emily Perkins-APSU	21	6	0.29
5. McGOWEN, Hannah-UTM	22	6	0.27
6. CAMBRON, Kris-TTU	16	4	0.25
7. Julie Mooney-MUR	13	3	0.23
8. CONC, Dominika-UTM	22	5	0.23
9. LUEHMANN, Paige-SEMO	18	4	0.22
IACIOFANO, Ellie-TTU	18	4	0.22

GAME-WINNING GOALS

	GP	No.	Avg/G
1. Tatiana Ariza-APSU	19	4	0.21
Emily Perkins-APSU	21	4	0.19
3. Veronika Pribyslavsk-MUR	17	3	0.18
DONNELLY, Nikki-EKU	20	3	0.15
COOMBS-JAMES, S.-UTM	20	3	0.15

GA AVG

	GP	GA	Minutes	GAA
1. PELLEY, Jennifer-SIUE	18	11	1640:16	0.60
2. KERTZ, Renee-SEMO	16	12	1332:30	0.81
3. KLENKE, Mariah-UTM	21	20	1876:35	0.96
4. Haylee Shoaff-APSU	21	20	1830:54	0.98
5. GEDDINGS, Katelyn-JSU	20	22	1767:51	1.12
6. WOLFER, Erika-EKU	17	21	1602:31	1.18
7. BERNER, Nicole-BEL	19	22	1649:58	1.20
8. FLOYD, Elizabeth-MOR	15	22	1438:35	1.38
9. Latisha Stevenson-MUR	12	16	913:35	1.58
10. TALDONE, Jessica-EIU	17	27	1288:13	1.89

SAVE PERCENTAGE

	GP	Saves	GA	Save%
1. KERTZ, Renee-SEMO	16	90	12	.882
2. PELLEY, Jennifer-SIUE	18	70	11	.864
3. GEDDINGS, Katelyn-JSU	20	132	22	.857
4. Haylee Shoaff-APSU	21	103	20	.837
5. KLENKE, Mariah-UTM	21	95	20	.826

6. BERNER, Nicole-BEL	19	88	22	.800
7. WOLFER, Erika-EKU	17	74	21	.779
8. BROWN, Jordan-TTU	18	123	36	.774
9. Latisha Stevenson-MUR	12	52	16	.765
10. TALDONE, Jessica-EIU	17	85	27	.759

SAVES

	GP	No.	Avg/G
1. GEDDINGS, Katelyn-JSU	20	132	6.60
2. BROWN, Jordan-TTU	18	123	6.83
3. Haylee Shoaff-APSU	21	103	4.90
4. KLENKE, Mariah-UTM	21	95	4.52
5. KERTZ, Renee-SEMO	16	90	5.62
6. BERNER, Nicole-BEL	19	88	4.63
7. TALDONE, Jessica-EIU	17	85	5.00
8. WOLFER, Erika-EKU	17	74	4.35
9. PELLEY, Jennifer-SIUE	18	70	3.89
10. FLOYD, Elizabeth-MOR	15	61	4.07

SAVES PER GAME

	GP	No.	Avg/G
1. BROWN, Jordan-TTU	18	123	6.83
2. GEDDINGS, Katelyn-JSU	20	132	6.60
3. KERTZ, Renee-SEMO	16	90	5.62
4. TALDONE, Jessica-EIU	17	85	5.00
5. Haylee Shoaff-APSU	21	103	4.90
6. BERNER, Nicole-BEL	19	88	4.63
7. KLENKE, Mariah-UTM	21	95	4.52
8. WOLFER, Erika-EKU	17	74	4.35
9. Latisha Stevenson-MUR	12	52	4.33
10. Yi Du-MUR	9	37	4.11

SHUTOUTS

	GP	Sho	Sho/G
1. PELLEY, Jennifer-SIUE	18	9.0	0.50
2. Haylee Shoaff-APSU	21	7.0	0.33
3. KLENKE, Mariah-UTM	21	6.0	0.29
4. KERTZ, Renee-SEMO	16	5.0	0.31
GEDDINGS, Katelyn-JSU	20	5.0	0.25
6. WOLFER, Erika-EKU	17	4.0	0.24
7. BROWN, Jordan-TTU	18	3.0	0.17
Latisha Stevenson-MUR	12	3.0	0.25
9. BERNER, Nicole-BEL	19	2.1	0.11
10. MELTON, Samm-EKU	3	1.0	0.33
AUBUCHON, Ashton-SEMO	7	1.0	0.14
HINTON, Emily-EIU	6	1.0	0.17

2012 Team Statistics (OVC Only)

SHOTS	GP	No.	Avg/G
1. UT Martin	10	175	17.50
SIUE	10	175	17.50
3. Belmont	10	149	14.90
4. Southeast Missouri	10	142	14.20
5. Eastern Illinois	10	139	13.90
6. Eastern Kentucky	10	137	13.70
7. Murray State	10	133	13.30
8. Austin Peay	10	131	13.10
9. Morehead State	10	126	12.60
10. Tennessee Tech	10	120	12.00
11. Jacksonville State	10	102	10.20

POINTS	GP	No.	Avg/G
1. UT Martin	10	66	6.60
2. Southeast Missouri	10	56	5.60
3. Austin Peay	10	52	5.20
4. Eastern Kentucky	10	37	3.70
5. Eastern Illinois	10	34	3.40
Jacksonville State	10	34	3.40
7. Belmont	10	29	2.90
8. Tennessee Tech	10	27	2.70
9. SIUE	10	26	2.60
10. Morehead State	10	22	2.20
11. Murray State	10	19	1.90

GOALS	GP	No.	Avg/G
1. UT Martin	10	25	2.50
2. Austin Peay	10	18	1.80
Southeast Missouri	10	18	1.80
4. Eastern Kentucky	10	13	1.30
Eastern Illinois	10	13	1.30
6. Belmont	10	11	1.10
Jacksonville State	10	11	1.10
8. Tennessee Tech	10	9	0.90
SIUE	10	9	0.90
Morehead State	10	9	0.90
11. Murray State	10	7	0.70

GOALS PER GAME	GP	No.	Avg/G
1. UT Martin	10	25	2.50
2. Southeast Missouri	10	18	1.80
Austin Peay	10	18	1.80
4. Eastern Kentucky	10	13	1.30
Eastern Illinois	10	13	1.30
6. Jacksonville State	10	11	1.10
Belmont	10	11	1.10
8. Tennessee Tech	10	9	0.90
SIUE	10	9	0.90
Morehead State	10	9	0.90
11. Murray State	10	7	0.70

ASSISTS	GP	No.	Avg/G
1. Southeast Missouri	10	20	2.00
2. UT Martin	10	16	1.60
Austin Peay	10	16	1.60

4. Jacksonville State	10	12	1.20
5. Eastern Kentucky	10	11	1.10
6. Tennessee Tech	10	9	0.90
7. SIUE	10	8	0.80
Eastern Illinois	10	8	0.80
9. Belmont	10	7	0.70
10. Murray State	10	5	0.50
11. Morehead State	10	4	0.40

ASSISTS PER GAME	GP	No.	Avg/G
1. Southeast Missouri	10	20	2.00
2. UT Martin	10	16	1.60
Austin Peay	10	16	1.60
4. Jacksonville State	10	12	1.20
5. Eastern Kentucky	10	11	1.10
6. Tennessee Tech	10	9	0.90
7. SIUE	10	8	0.80
Eastern Illinois	10	8	0.80
9. Belmont	10	7	0.70
10. Murray State	10	5	0.50
11. Morehead State	10	4	0.40

GOALS ALLOWED	GP	No.	Avg/G
1. Austin Peay	10	5	0.50
2. UT Martin	10	6	0.60
3. Southeast Missouri	10	8	0.80
4. SIUE	10	9	0.90
5. Eastern Kentucky	10	11	1.10
6. Belmont	10	13	1.30
Morehead State	10	13	1.30
8. Jacksonville State	10	16	1.60
9. Murray State	10	18	1.80
10. Eastern Illinois	10	21	2.10
11. Tennessee Tech	10	23	2.30

GA AVERAGE	GP	GA	Minutes	GAA
1. Austin Peay	10	5	920:00	0.49
2. UT Martin	10	6	920:00	0.59
3. Southeast Missouri	10	8	850:43	0.85
4. SIUE	10	9	943:08	0.86
5. Eastern Kentucky	10	11	930:15	1.06
6. Morehead State	10	13	968:35	1.21
7. Belmont	10	13	850:52	1.38
8. Jacksonville State	10	16	943:11	1.53
9. Murray State	10	18	911:59	1.78
10. Eastern Illinois	10	21	943:57	2.00
11. Tennessee Tech	10	23	909:28	2.28

SAVES	GP	Saves	Avg/G
1. Jacksonville State	10	87	8.70
2. Tennessee Tech	10	75	7.50
3. Southeast Missouri	10	64	6.40
4. UT Martin	10	62	6.20
Murray State	10	62	6.20
6. Austin Peay	10	53	5.30
7. Eastern Illinois	10	51	5.10

8. Eastern Kentucky	10	50	5.00
Belmont	10	50	5.00
10. Morehead State	10	43	4.30
11. SIUE	10	37	3.70

SHUTOUTS	GP	No.	Avg/G
1. Austin Peay	10	6	0.60
2. SIUE	10	5	0.50
3. UT Martin	10	4	0.40
Southeast Missouri	10	4	0.40
5. Eastern Kentucky	10	2	0.20
Tennessee Tech	10	2	0.20
7. Jacksonville State	10	1	0.10
Belmont	10	1	0.10
Murray State	10	1	0.10
Eastern Illinois	10	1	0.10
11. Morehead State	10	0	0.00

FOULS	GP	No.	Avg/G
1. Southeast Missouri	10	109	10.90
2. SIUE	10	100	10.00
3. Morehead State	10	99	9.90
4. Eastern Illinois	10	97	9.70
5. Belmont	10	94	9.40
6. Tennessee Tech	10	92	9.20
7. Austin Peay	10	88	8.80
8. Murray State	10	87	8.70
9. UT Martin	10	86	8.60
10. Jacksonville State	10	85	8.50
11. Eastern Kentucky	10	71	7.10

CORNERS	GP	No.	Avg/G
1. Morehead State	10	54	5.40
2. Eastern Kentucky	10	50	5.00
3. Belmont	10	49	4.90
4. SIUE	10	43	4.30
5. Murray State	10	39	3.90
UT Martin	10	39	3.90
7. Austin Peay	10	38	3.80
8. Eastern Illinois	10	34	3.40
9. Tennessee Tech	10	32	3.20
10. Southeast Missouri	10	28	2.80
11. Jacksonville State	10	25	2.50

OFFSIDES	GP	No.	Avg/G
1. Austin Peay	10	28	2.80
2. SIUE	10	19	1.90
3. Jacksonville State	10	18	1.80
Morehead State	10	18	1.80
5. Eastern Kentucky	10	17	1.70
6. Belmont	10	15	1.50
Eastern Illinois	10	15	1.50
8. Tennessee Tech	10	13	1.30
9. UT Martin	10	12	1.20
10. Southeast Missouri	10	5	0.50
11. Murray State	10	4	0.40



SOUTHEAST MISSOURI STATE UNIVERSITY

2012 Individual Statistics (OVC Only)

SHOTS	GP	No.	Avg/G
1. AUER, Michelle-SIUE	10	39	3.90
2. DONNELLY, Nikki-EKU	10	38	3.80
Tatiana Ariza-APSU	10	38	3.80
4. Julie Mooney-MUR	10	36	3.60
5. IACIOFANO, Ellie-TTU	10	31	3.10
6. SERA, Midori-UTM	10	29	2.90
Veronika Pribyslavsk-MUR	10	29	2.90
8. McGOWEN, Hannah-UTM	10	28	2.80
9. GERMANN, Kristin-EIU	10	27	2.70
10. LARIVIERE, Nathalee-JSU	10	24	2.40

SHOTS PER GAME	GP	No.	Avg/G
1. AUER, Michelle-SIUE	10	39	3.90
2. DONNELLY, Nikki-EKU	10	38	3.80
Tatiana Ariza-APSU	10	38	3.80
4. Julie Mooney-MUR	10	36	3.60
5. IACIOFANO, Ellie-TTU	10	31	3.10
6. Veronika Pribyslavsk-MUR	10	29	2.90
SERA, Midori-UTM	10	29	2.90
8. McGOWEN, Hannah-UTM	10	28	2.80
9. GERMANN, Kristin-EIU	10	27	2.70
10. LUEHMANN, Courtney-SEMO	8	20	2.50

POINTS	GP	G	A	P	Avg/G
1. Tatiana Ariza-APSU	10	9	3	21	2.10
2. COOMBS-JAMES, S.-UTM	10	7	2	16	1.60
3. Emily Perkins-APSU	10	4	5	13	1.30
4. BRIGHT, Kelsey-JSU	10	5	2	12	1.20
5. GERMANN, Kristin-EIU	10	5	1	11	1.10
6. SANVEE, Abi-UTM	10	5	0	10	1.00
BYRD, Torey-SEMO	10	5	0	10	1.00
8. DONNELLY, Nikki-EKU	10	4	1	9	0.90
IACIOFANO, Ellie-TTU	10	3	3	9	0.90
Andy Quiceno-APSU	10	3	3	9	0.90

POINTS PER GAME	GP	G	A	P	Avg/G
1. Tatiana Ariza-APSU	10	9	3	21	2.10
2. COOMBS-JAMES, S.-UTM	10	7	2	16	1.60
3. Emily Perkins-APSU	10	4	5	13	1.30
4. BRIGHT, Kelsey-JSU	10	5	2	12	1.20
5. GERMANN, Kristin-EIU	10	5	1	11	1.10
6. BYRD, Torey-SEMO	10	5	0	10	1.00
SANVEE, Abi-UTM	10	5	0	10	1.00
8. IACIOFANO, Ellie-TTU	10	3	3	9	0.90
DONNELLY, Nikki-EKU	10	4	1	9	0.90
Andy Quiceno-APSU	10	3	3	9	0.90

GOALS	GP	No.	Avg/G
1. Tatiana Ariza-APSU	10	9	0.90
2. COOMBS-JAMES, S.-UTM	10	7	0.70
3. SANVEE, Abi-UTM	10	5	0.50
BYRD, Torey-SEMO	10	5	0.50
GERMANN, Kristin-EIU	10	5	0.50

BRIGHT, Kelsey-JSU	10	5	0.50
7. Emily Perkins-APSU	10	4	0.40
DONNELLY, Nikki-EKU	10	4	0.40
9. 7 players tied	9	3	0.33

GOALS PER GAME	GP	No.	Avg/G
1. Tatiana Ariza-APSU	10	9	0.90
2. COOMBS-JAMES, S.-UTM	10	7	0.70
3. SANVEE, Abi-UTM	10	5	0.50
BYRD, Torey-SEMO	10	5	0.50
BRIGHT, Kelsey-JSU	10	5	0.50
GERMANN, Kristin-EIU	10	5	0.50
7. Emily Perkins-APSU	10	4	0.40
DONNELLY, Nikki-EKU	10	4	0.40
9. CURTIS, Alyssa-UTM	9	3	0.33
10. 6 players tied	10	3	0.30

ASSISTS	GP	No.	Avg/G
1. Emily Perkins-APSU	10	5	0.50
2. WILSON, Kendyl-UTM	10	4	0.40
LUEHMANN, Paige-SEMO	10	4	0.40
4. 13 players tied	10	3	0.30

ASSISTS PER GAME	GP	No.	Avg/G
1. Emily Perkins-APSU	10	5	0.50
2. WILSON, Kendyl-UTM	10	4	0.40
LUEHMANN, Paige-SEMO	10	4	0.40
4. GEIST, Ashley-SEMO	6	2	0.33
5. 13 players tied	10	3	0.30

GAME-WINNING GOALS	GP	No.	Avg/G
1. Emily Perkins-APSU	10	4	0.40
2. COOMBS-JAMES, S.-UTM	10	3	0.30
Tatiana Ariza-APSU	10	3	0.30
4. GAWTHROP, Sarah-TTU	10	2	0.20
Veronika Pribyslavsk-MUR	10	2	0.20
DONNELLY, Nikki-EKU	10	2	0.20

GA AVG	GP	GA	Minutes	GAA
1. Haylee Shoaff-APSU	10	5	920:00	0.49
2. KLENKE, Mariah-UTM	9	5	744:04	0.60
3. PELLEY, Jennifer-SIUE	10	7	925:16	0.68
4. KERTZ, Renee-SEMO	8	5	653:39	0.69
5. FLOYD, Elizabeth-MOR	10	13	968:35	1.21
6. WOLFER, Erika-EKU	7	9	660:15	1.23
7. BERNER, Nicole-BEL	10	13	850:52	1.38
8. GEDDINGS, Katelyn-JSU	10	16	943:11	1.53
9. TALDONE, Jessica-EIU	8	9	463:41	1.75
10. Latisha Stevenson-MUR	9	15	706:38	1.91

SAVE PERCENTAGE	GP	Saves	GA	Save%
1. KERTZ, Renee-SEMO	8	55	5	.917
2. Haylee Shoaff-APSU	10	53	5	.914
3. KLENKE, Mariah-UTM	9	40	5	.889

4. GEDDINGS, Katelyn-JSU	10	87	16	.845
5. PELLEY, Jennifer-SIUE	10	34	7	.829
6. WOLFER, Erika-EKU	7	37	9	.804
7. BERNER, Nicole-BEL	10	48	13	.787
8. BROWN, Jordan-TTU	10	74	23	.763
9. TALDONE, Jessica-EIU	8	28	9	.757
10. FLOYD, Elizabeth-MOR	10	40	13	.755

SAVES	GP	No.	Avg/G
1. GEDDINGS, Katelyn-JSU	10	87	8.70
2. BROWN, Jordan-TTU	10	74	7.40
3. KERTZ, Renee-SEMO	8	55	6.88
4. Haylee Shoaff-APSU	10	53	5.30
5. BERNER, Nicole-BEL	10	48	4.80
6. Latisha Stevenson-MUR	9	44	4.89
7. KLENKE, Mariah-UTM	9	40	4.44
FLOYD, Elizabeth-MOR	10	40	4.00
9. WOLFER, Erika-EKU	7	37	5.29
10. PELLEY, Jennifer-SIUE	10	34	3.40

SAVES PER GAME	GP	No.	Avg/G
1. GEDDINGS, Katelyn-JSU	10	87	8.70
2. BROWN, Jordan-TTU	10	74	7.40
3. KERTZ, Renee-SEMO	8	55	6.88
4. Haylee Shoaff-APSU	10	53	5.30
5. WOLFER, Erika-EKU	7	37	5.29
6. Latisha Stevenson-MUR	9	44	4.89
7. BERNER, Nicole-BEL	10	48	4.80
8. KLENKE, Mariah-UTM	9	40	4.44
9. FLOYD, Elizabeth-MOR	10	40	4.00
10. HINTON, Emily-EIU	5	19	3.80

SHUTOUTS	GP	Sho	Sho/G
1. Haylee Shoaff-APSU	10	6.0	0.60
2. PELLEY, Jennifer-SIUE	10	5.0	0.50
3. BROWN, Jordan-TTU	10	2.0	0.20
KLENKE, Mariah-UTM	9	2.0	0.22
KERTZ, Renee-SEMO	8	2.0	0.25
6. AUBUCHON, Ashton-SEMO	2	1.0	0.50
HINTON, Emily-EIU	5	1.0	0.20
WOLFER, Erika-EKU	7	1.0	0.14
Latisha Stevenson-MUR	9	1.0	0.11
MELTON, Samm-EKU	3	1.0	0.33
GEDDINGS, Katelyn-JSU	10	1.0	0.10



SOUTHEAST MISSOURI STATE UNIVERSITY



RECORDS & HISTORY

IN THIS SECTION . . .

- » Honors and Awards
- » Season Records
- » Career Records
- » Team Records
- » Year-by-Year Statistics
- » Yearly Statistical Leaders

- » All-Time Results
- » All-Time vs. Opponents
- » Opponent Series Histories
- » Postseason History
- » All-Time Letterwinners



SOUTHEAST MISSOURI STATE UNIVERSITY

Soccer Buzz Magazine All-National Team

(First-Year Programs)

1999 Nichole Thiele

Soccer Buzz Magazine All-Central Region

Second-Team

2007 Courtney Alexander

Third-Team

2001 Beth Guccione

Jenny Hamilton

2002 Jenny Hamilton

Valerie Henderson

All-Freshman Team

2007 Vanessa Hart

NSCAA All-South Region

Third-Team

2012 Hayley Abbott

Honorable Mention

2010 Nikki Edwards

CoSIDA/ESPN The Magazine Academic All-America

2004 Jen Cross, Second-Team

CoSIDA Academic All-District

2001 Nichole Thiele

2002 Jen Cross

2003 Jen Cross (Second Team)

2004 Jen Cross (First Team/All-American)

2006 Jessi Wuellner (Second Team)

2007 Courtney Alexander (First Team)

2010 Hayley Abbott (Second Team)

2010 Courtney Luehmann (Second Team)

NSCAA Team Academic Award

2010 3.21 Cumulative GPA

2011 3.45 Cumulative GPA

2012 3.55 Cumulative GPA (13th)

OVC Coach of the Year

1999 Heather Nelson

2001 Heather Nelson

2007 Heather Nelson

2011 Heather Nelson

OVC Player of the Year

2001 Beth Guccione

2002 Valerie Henderson

2007 Courtney Alexander

2011 Jessie Crabtree

OVC Defensive Player of the Year

2001 Jenny Hamilton

2002 Jenny Hamilton

2005 Lindsay Pickering

2007 Lindsay Pickering

2012 Hayley Abbott

OVC Freshman of the Year

2007 Ashley Runion

2011 Erin Shulman

All-OVC First-Team Selections

1999 Stephanie Bleau

Beth Guccione

Jenny Hamilton

Nichole Thiele

2000 Valerie Henderson

Nicole Thiele

Erica Todd

2001 Marla Gianino

Beth Guccione

Jenny Hamilton

Erin Slattery

2002 Jenny Hamilton

Valerie Henderson

Heather Reding

2003 Marla Gianino

2005 Erin Hartmann

Lindsay Pickering

Lisa Schweppe

2007 Courtney Alexander

Lindsay Pickering

Margie Schaeffler

2008 Casey Kraft

2009 Hayley Abbott

2010 Ashley Runion

Hayley Abbott

Courtney Luehmann

2011 Ashton Aubuchon

Lauren Bozesky

Jessie Crabtree

Nikki Edwards

Erin Shulman

2012 Hayley Abbott

All-OVC Second-Team Selections

2000 Stephanie Bleau

Jenny Hamilton

2001 Nicole Thiele

2002 Marla Gianino

Erin Slattery

2003 Heather Reding

2004 Megan Hejlek

Heather Reding

2006 Casey Kraft

Lindsay Pickering

Margie Schaeffler



BETH GUCCIONE

Honors and Awards

Honors and Awards

2007 Jessi Wuellner
Vanessa Hart
Ashley Runion
2008 Kristi Frick
2009 Ashley Runion
2011 Vanessa Hart
2012 Ali Bauer

All-OVC Third Team Selections

2002 Laura Hauskins
Erika Todd
Amanda Wrzos
2003 Ashley DeRoy
Jessi Wuellner

Honorable Mention All-OVC

1999 Jen Unrein
2000 Jen Cross
2001 Erika Todd

OVC All-Newcomer Team

2005 Casey Kraft
Lindsay Pickering
2006 Courtney Alexander
2007 Vanessa Hart
Ashley Runion
2008 Mabel Velarde
2009 Hayley Abbott
Bobbi Jo Schlick
2010 Ashton Aubuchon
Lauren Bozesky
2011 Jessie Crabtree

Erin Shulman
2012 Renee Kertz
Paige Luehmann

OVC All-Tournament Team

1999 Beth Guccione
Nicole Thiele
2001 Katie Huelsing
Diana Poovey
Julie Wunderlich
2002 Jenny Hamilton
Megan Hejlek
Erin Slattery
2003 Laura Hauskins
Marla Gianino
2005 Erin Hartmann
Megan Hejlek
2006 Casey Kraft (MVP)
Lindsay Pickering
Margie Schaeffler
Jessi Wuellner
2007 Vanessa Hart
Alaina Lacopo
Lindsay Pickering
Ashley Runion (MVP)
2010 Nikki Edwards
Ashley Runion
2011 Hayley Abbott
Shona Goodwin
2012 Torey Byrd
Amy Harrington

NCAA Individual Final Statistical Rankings

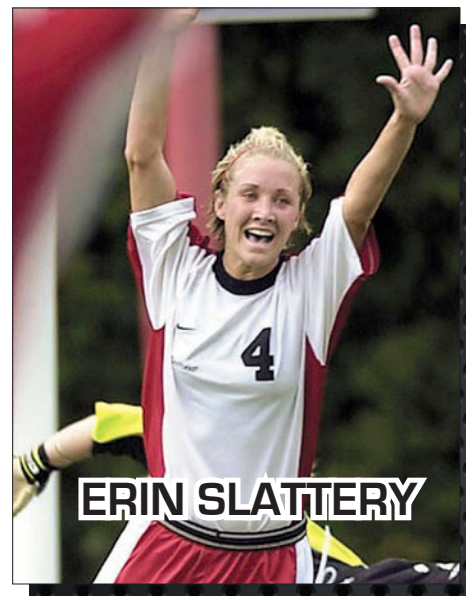
1999 Beth Guccione	
Saves/Game	11th (8.25)
2000 Nichole Thiele	
Goals/Game	30th (0.76)
Erika Todd	
Points/Game	21st (2.06)
Goals/Game	24th (0.81)
2001 Marla Gianino	
Assists/Game	25th (0.50)
Beth Guccione	
Goals Against Average	3rd (0.44)
2002 Amanda Wrzos	
Goals Against Average	17th (0.73)
2005 Lindsay Pickering	
Goals Against Average	14th (0.58)
2007 Alaina Lacopo	
Assists/Game	18th (0.5)
Lindsay Pickering	
Save Percentage	6th (.882)
Goals Against Average	20th (0.63)
2012 Renee Kertz	
Save Percentage	6th (.882)

NCAA Statistical Team Champions

2001 Shutout Percentage	0.72
2001 Goals Against Average	0.44



HEATHER NELSON



ERIN SLATTERY



SOUTHEAST MISSOURI STATE UNIVERSITY

Points

1. Erika Todd (13g, 7a), 2000	33
2. Nichole Thiele (13g, 5a), 2000	31
3. Marla Gianino (9g, 9a), 2001	27
Ashley Runion (11g, 5a), 2007	27
5. Erin Slattery (10g, 4a), 2001	24
Courtney Alexander (9g, 6a), 2007	24

Goals

1. Nichole Thiele, 2000	13
Erika Todd, 2000	13
3. Ashley Runion, 2007	11
4. Erin Slattery, 2001	10
5. Seven Tied With	9

Game-Winning Goals

1. Lisa Schweppe, 2005	6
Erika Todd, 2000	6
3. Valerie Henderson, 2002	5
4. Ashley Runion, 2007	4
Nichole Thiele, 2000	4
Bobbi Jo Schlick, 2009	4
Erin Shulman, 2011	4

Assists

1. Alaina Lacopo, 2007	9
Marla Gianino, 2001	9
3. Marla Gianino, 2003	7
Alaina Lacopo, 2004	7
Alaina Lacopo, 2005	7
Erika Todd, 2000	7

Shots Attempted

1. Nichole Thiele, 2000	81
2. Erika Todd, 2000	71
Valerie Henderson, 2002	71
4. Courtney Alexander, 2007	65
5. Courtney Alexander, 2006	62

Shots On Goal*

1. Lisa Schweppe, 2005	38
2. Courtney Alexander, 2006	35
3. Courtney Alexander, 2007	34
4. Jessie Crabtree, 2011	33
5. Casey Craft, 2006	32

*Shots on goal data incomplete in 2000 season

Saves

1. Beth Guccione, 1999	100
2. Lindsay Pickering, 2006	89
Amanda Wrzos, 2003	89
4. Lindsay Pickering, 2007	82
5. Tami Hebert, 2000	79

Save Percentage (Min. 50 saves)

1. Renee Kertz, 2012	.882
Lindsay Pickering, 2007	.882
3. Beth Guccione, 2001	.869
4. Amanda Wrzos, 2002	.839
5. Ashton Aubuchon, 2011	.827

Goals Against Average (Min. 1,000 minutes)

1. Beth Guccione, 2001	0.44
2. Lindsay Pickering, 2005	0.58
3. Lindsay Pickering, 2007	0.63
4. Amanda Wrzos, 2002	0.73
5. Renee Kertz, 2012	0.75

Wins

1. Beth Guccione, 2001	16
2. Lindsay Pickering, 2005	13
Amanda Wrzos, 2002	13
4. Ashton Aubuchon, 2011	12
5. Lindsay Pickering, 2007	11

Solo Shutouts

1. Beth Guccione, 2001	13
2. Lindsay Pickering, 2005	11
3. Lindsay Pickering, 2006	9
4. Lindsay Pickering, 2007	8
Ashton Aubuchon, 2011	8

Field Minutes Played (since 2003)

1. Hayley Abbott, 2012	1,985
2. Ali Bauer, 2012	1,948
3. Torey Byrd, 2012	1,845
4. Nikki Edwards, 2011	1,725
5. Amy Harrington, 2012	1,719

Goalkeeper Minutes Played

1. Amanda Wrzos, 2003	1,902
2. Lindsay Pickering, 2005	1,860
3. Lindsay Pickering, 2006	1,802
4. Beth Guccione, 2001	1,623
5. Ashton Aubuchon, 2011	1,619



NICHOLE THIELE



LISA SCHWEPPE

Single-Season Records

Career Records

Points

1. Erika Todd (27g, 17a), 2000-03	71
2. Nichole Thiele (29g, 10a), 1999-01	68
3. Ashley Runion (23g, 14a), 2007-10	60
4. Alaina Lacopo (14g, 28a), 2004-07	56
5. Lisa Schweppe (19g, 13a), 2002-05	51
Marla Gianino (14g, 23a), 2001-04	51

Goals

1. Nichole Thiele, 1999-01	29
2. Erika Todd, 2000-03	27
3. Ashley Runion, 2007-10	23
4. Lisa Schweppe, 2002-05	19
5. Valerie Henderson, 2000-03	18
Courtney Alexander, 2006-07	18
Casey Kraft, 2005-08	18

Game-Winning Goals

1. Erika Todd, 2000-03	12
2. Lisa Schweppe, 2002-05	9
3. Ashley Runion, 2007-10	8
Valerie Henderson, 2000-03	8
Nichole Thiele, 1999-01	8

Assists

1. Alaina Lacopo, 2004-07	28
2. Marla Gianino, 2001-04	23
3. Erika Todd, 2000-03	17
4. Ashley Runion, 2007-10	14
5. Lisa Schweppe, 2002-05	13

Shots Attempted

1. Lisa Schweppe, 2002-05	185
2. Ashley Runion, 2007-10	183
3. Nichole Thiele, 1999-01	177
4. Valerie Henderson, 2000-03	175
5. Erika Todd, 2000-03	171

Shots On Goal*

1. Lisa Schweppe, 2002-05	100
2. Ashley Runion, 2007-10	88
3. Nichole Thiele, 1999-2001	84
4. Diana Poovey, 2001-04	76
5. Marla Gianino, 2001-04	71

*Shots on goal data incomplete in 2000 season

Saves

1. Lindsay Pickering, 2005-07	228
2. Amanda Wrzos, 2002-04	221
3. Beth Guccione, 1999-01	154
4. Ashton Aubuchon, 2010-present	153
5. Renee Kertz, 2012	90

Save Percentage (Min. 50 saves)

1. Renee Kertz, 2012	.882
2. Lindsay Pickering, 2005-07	.844
3. Beth Guccione, 1999-01	.828
4. Amanda Wrzos, 2002-04	.826
5. Tami Hebert, 1999-00	.814

Goals Against Average (Min. 1,000 minutes)

1. Lindsay Pickering, 2005-07	0.72
2. Renee Kertz, 2012	0.75
3. Kristen Starkey, 2009-10	0.81
4. Amanda Wrzos, 2002-04	0.89
5. Beth Guccione, 1999-01	1.00

Wins

1. Lindsay Pickering, 2005-07	34
2. Amanda Wrzos, 2002-04	32
3. Ashton Aubuchon, 2010-present	21
4. Beth Guccione, 1999-01	20
5. Tami Hebert, 2000	10

Solo Shutouts

1. Lindsay Pickering, 2005-07	28
2. Beth Guccione, 1999-01	15
3. Ashton Aubuchon, 2010-present	15
4. Amanda Wrzos, 2002-04	12
5. Tami Hebert, 1999-2000	8

Matches Played

1. Lisa Schweppe, 2002-05	79
2. Jessi Wuellner, 2003-06	78
Megan Hejlek, 2002-05	78
4. Heather Reding, 2001-04	77
5. Hayley Abbott, 2009-12	76
Marla Gianino, 2001-04	76
Ashley Deroy, 2002-05	76

Matches Started

1. Hayley Abbott, 2009-12	76
Heather Reding, 2001-04	76
3. Nikki Edwards, 2008-11	69
4. Jenny Hamilton, 1999-02	68
5. Ashley Runion, 2007-10	67

Field Minutes Played (since 2003)

1. Hayley Abbott, 2009-12	6,789
2. Nikki Edwards, 2008-11	5,924
3. Ashley Runion, 2007-10	5,704
4. Shona Goodwin, 2008-11	5,441
5. Jessi Wuellner, 2003-06	5,424

Goalkeeper Minutes Played

1. Lindsay Pickering, 2005-07	5,233
2. Amanda Wrzos, 2002-04	4,667
3. Ashton Aubuchon, 2010-present	3,625
4. Beth Guccione, 1999-2001	2,885
5. Tami Hebert, 1999-2000	1,569

Current Players in **Bold**





SOUTHEAST MISSOURI STATE UNIVERSITY

Single-Match and Single-Season Records

<u>Southeast Missouri</u>	<u>Match</u>	<u>Season</u>	
Most Goals	12 (Arkansas-Pine Bluff, 9-16-06)	48	2001
Fewest Goals	0 (46 times)	9	2008
Most Shots	47 (Lipscomb, 10-12-02)	389	2002
Fewest Shots	1 (Illinois State, 9-6-99)	146	1999
Most Assists	14 (Arkansas-Pine Bluff, 9-16-06)	33	2001
Most Points	38 (Arkansas-Pine Bluff, 9-16-06)	129	2001
Most Corners	14 (Arkansas St., 9-20-01)	142	2001
Fewest Corners	0 (10 times)	29	2008
Most Penalty Kicks	1 (11 times)	2	2001, '05
Most Fouls	32 (Drake, 9-27-02)	342	2002
Fewest Fouls	0 (Arkansas-Pine Bluff, 9-10-05)	92	1999
Most Shutouts	-	13	2001
Consecutive Shutouts	-	6	2001
Goals Against Average	-	0.44	2001
Most Wins	-	16	2001
Most Home Wins	-	10	2001
Most Road Wins	-	6	2002, '11
Most Losses	-	10	2012
Most Home Losses	-	4	2008
Most Road Losses	-	7	1999
Margin of Victory	12 (Arkansas-Pine Bluff, 9-16-06)	-	
Margin of Defeat	5 (Mississippi, 9-28-03)	-	

<u>Opponents</u>	<u>Match</u>	<u>Season</u>	
Most Goals	5 (Missouri State, 8-29-99)	26	1999
Fewest Goals	0 (103 times)	8	2001, 09
Most Shots	29 (Two times)	247	2010
Fewest Shots	0 (Six times)	101	2001
Most Assists	5 (DePaul, 9-8-06)	15	1999
Most Points	13 (Missouri State, 8-29-99)	67	1999
Most Corners	23 (Memphis, 9-14-06)	94	1999
Fewest Corners	0 (Three times)	43	2001
Most Penalty Kicks	1 (Six times)	2	2001, '07
Most Fouls	22 (Two times)	284	2002
Fewest Fouls	1 (Tennessee Tech, 10-18-09)	134	1999
Most Shutouts	-	7	2008
Consecutive Shutouts	-	4	2008
Goals Against Average	-	0.61	2008
Fastest Goal	1:27 Julie Williford (Arkansas, Sept. 6, 2002)		
Back-to-back goals	1:47 Debbie Stark & Rachelle Smith (Mo. State, Aug. 29, 1999)		

Individual Match Records

Goals	3	9x, last by Ashley Runion (08-27-10)
Fastest Goal	0:26	by Jessie Crabtree (10-28-11)
Back-to-back goals	0:13	by Blair Schuppan & Nicole Bussman (09-15-06)
Games with a Goal	7	by Nichole Thiele (two times) (Nov. 6, 1999 - Sept. 11, 2000) (Oct. 23, 2000 - Sept. 20, 2001)
Assists	4	by Erika Todd (09-02-01)
Points	10	by Casey Kraft (09-10-05)
Shots	12	by Nichole Thiele (10-23-00)
Saves	14	by Beth Guccione (10-31-99)
Streaks		
Longest Winning	9	Aug. 31, 2001 - Oct. 7, 2001
Home Winning	13	Oct. 17, 2000 - Nov. 11, 2001
Road Winning	6	Oct. 6, 2000 - Oct. 5, 2001
Neutral Winning	3	Nov. 6, 1999 - Oct. 27, 2000
Longest Losing	5	Aug. 27, 1999 - Sept. 26, 1999
Home Losing	2	2x, last Aug. 29, 2008 - Sept. 12, 2008)
Road Losing	5	Aug. 27, 1999 - Sept. 26, 1999
Neutral Losing	1	Oct. 27, 2000 - Oct. 26, 2001
Games with a Goal	33	Oct. 6, 2000 - Sept. 27, 2002



The 2001 Southeast Missouri team holds nine different single-season records. The Redhawks won their first-ever Ohio Valley Conference regular-season title that year.

Team Records

Yearly Statistics

Scoring

Season	GP	G	A	Pts	Shots	Shot%	SOG*	SOG%*	GW	PK-Att
1999	13	14	8	36	146	.096	80	.548	4	1-1
2000	17	45	28	118	322	.140	---	---	11	1-1
2001	18	48	33	129	289	.166	172	.595	16	2-2
2002	20	43	29	115	389	.111	175	.450	14	1-1
2003	20	25	23	73	302	.083	166	.550	10	0-0
2004	19	24	29	77	246	.098	132	.537	11	1-1
2005	20	36	31	103	228	.158	122	.535	12	2-3
2006	20	39	35	113	301	.130	172	.571	10	2-2
2007	18	38	29	105	272	.140	126	.463	12	1-1
2008	14	9	5	23	154	.058	77	.500	2	1-1
2009	18	25	21	71	238	.105	120	.504	8	0-0
2010	18	24	24	72	256	.094	83	.324	8	0-0
2011	19	35	30	100	260	.135	138	.531	12	1-1
2012	21	22	24	68	229	.096	103	.450	7	1-3

**Shots on goal data incomplete for 2000 season*

Goalkeeping

Season	GP	Minutes	GA	GaAvg	Saves	Save%	W	L	T	Sho
1999	13	1264:15	26	1.85	112	.812	4	8	1	2
2000	17	1659:30	20	1.08	85	.810	10	6	1	8
2001	18	1623:03	8	0.44	53	.869	16	2	0	13
2002	20	1845:33	15	0.73	97	.866	14	4	2	10
2003	20	1915:06	19	0.89	89	.824	10	5	5	8
2004	19	1790:23	17	0.85	88	.838	11	6	2	7
2005	20	1860:59	12	0.58	57	.826	13	6	1	11
2006	20	1860:22	19	0.92	94	.832	10	8	2	10
2007	18	1711:14	14	0.74	95	.872	12	2	4	9
2008	14	1323:44	17	1.16	58	.773	2	9	3	2
2009	18	1702:20	16	0.85	47	.746	8	7	3	8
2010	18	1672:21	25	1.35	65	.722	8	9	1	6
2011	19	1746:44	16	0.82	75	.824	12	6	1	10
2012	21	1990:43	27	1.22	125	.822	7	10	4	7

School records in bold



SOUTHEAST MISSOURI STATE UNIVERSITY

Points

Year	Player	G-A	Pts	Avg
1999	Nicole Thiele	7-3	17	1.31
2000	Erika Todd	13-7	33	1.94
2001	Marla Gianino	9-9	27	1.50
2002	Erika Todd	8-3	19	0.95
2003	Molli Beard	4-2	10	0.62
2004	Molli Beard	5-1	11	0.65
2005	Lisa Schweppe	9-2	20	1.00
2006	Courtney Alexander	9-3	21	1.05
2007	Ashley Runion	11-5	27	1.50
2008	Casey Kraft	4-0	8	0.80
2009	Bobbi Jo Schlick	6-1	13	0.72
2010	Ashley Runion	7-4	18	1.00
2011	Jessie Crabtree	9-4	22	1.22
2012	Torey Byrd	6-0	12	0.57

Goals

Year	Player	G	Avg
1999	Nicole Thiele	7	0.54
2000	Erika Todd	13	0.76
	Nicole Thiele	13	0.72
2001	Erin Slattery	10	0.56
2002	Erika Todd	8	0.40
2003	Molli Beard	4	0.25
	Erin Slattery	4	0.27
	Diana Poovey	4	0.20
2004	Molli Beard	5	0.29
2005	Lisa Schweppe	9	0.45
2006	Courtney Alexander	9	0.45
2007	Ashley Runion	11	0.61
2008	Casey Kraft	4	0.40
2009	Bobbi Jo Schlick	6	0.33
2010	Ashley Runion	7	0.39
2011	Jessie Crabtree	9	0.50
	Erin Shulman	9	0.64
2012	Torey Byrd	6	0.29

Assists

Year	Player	A	Avg
1999	Nicole Thiele	3	0.23
2000	Erika Todd	7	0.41
2001	Marla Gianino	9	0.50
2002	Valerie Henderson	5	0.25
2003	Marla Gianino	7	0.35
2004	Alaina Lacopo	7	0.58
2005	Alaina Lacopo	7	0.35
2006	Margie Schaeffler	6	0.32
2007	Alaina Lacopo	9	0.50
2008	Megan McGrath	2	0.13
	Ashley Runion	2	0.14

2009	Ali Bauer	3	0.18
	Ashley Runion	3	0.17
	Katie Snelson	3	0.18
2010	Lauren Bozesky	6	0.33
2011	Ali Bauer	4	0.21
	Jacey Boyko	4	0.21
	Jessie Crabtree	4	0.22
2012	Paige Luehmann	4	0.22

Shots

Year	Player	Sh	Avg
1999	Nicole Thiele	49	3.77
2000	Nicole Thiele	81	4.50
2001	Marla Gianino	48	2.67
2002	Valerie Henderson	71	3.55
2003	Marla Gianino	39	1.95
2004	Diana Poovey	39	2.05
2005	Lisa Schweppe	60	3.00
2006	Courtney Alexander	62	3.10
2007	Courtney Alexander	65	3.61
2008	Ashley Runion	34	2.43
2009	Ashley Runion	50	2.78
2010	Ashley Runion	44	2.44
2011	Jessie Crabtree	52	2.89
2012	Courtney Luehmann	36	2.12

Game-Winning Goals

Year	Player	GWG
1999	Nicole Thiele	1
	Jenny Hamilton	1
	Courtney Britt	1
	Lauren Knight	1
2000	Erika Todd	6
2001	Nicole Thiele	3
	Erika Todd	3
	Erin Slattery	3
2002	Valerie Henderson	5
2003	Diana Poovey	2
	Valerie Henderson	2
2004	Molli Beard	3
2005	Lisa Schweppe	6
2006	Courtney Alexander	2
	Alaina Lacopo	2
2007	Ashley Runion	4
2008	Casey Kraft	1
	Nicole Bussman	1
2009	Bobbi Jo Schlick	4
2010	Courtney Luehmann	3
2011	Erin Shulman	4
2012	Torey Byrd	2

Saves

Year	Player	Sv	Avg
1999	Beth Guccione	98	8.17
2000	Tami Hebert	79	4.65
2001	Beth Guccione	53	2.94
2002	Amanda Wrzos	52	2.60
2003	Amanda Wrzos	89	4.45
2004	Amanda Wrzos	77	4.53
2005	Lindsay Pickering	57	2.85
2006	Lindsay Pickering	89	4.45
2007	Lindsay Pickering	82	4.56
2008	Jessica Beckham	57	4.07
2009	Kristen Starkey	42	2.63
2010	Ashton Aubuchon	54	3.38
2011	Ashton Aubuchon	67	3.72
2012	Renee Kertz	90	5.62

Goals Against Average

Year	Player	GA	Avg
1999	Beth Guccione	22	1.69
2000	Tami Hebert	18	1.03
2001	Beth Guccione	8	0.44
2002	Amanda Wrzos	10	0.73
2003	Amanda Wrzos	19	0.90
2004	Amanda Wrzos	17	1.00
2005	Lindsay Pickering	12	0.58
2006	Lindsay Pickering	19	0.95
2007	Lindsay Pickering	11	0.63
2008	Jessica Beckham	16	1.13
2009	Kristen Starkey	13	0.81
2010	Ashton Aubuchon	20	1.23
2011	Ashton Aubuchon	14	0.78
2012	Renee Kertz	12	0.75

Save Percentage

Year	Player	Sv	Sv%
1999	Beth Guccione	98	.817
2000	Tami Hebert	79	.814
2001	Beth Guccione	53	.869
2002	Lauren Fabbro	44	.898
2003	Amanda Wrzos	89	.824
2004	Amanda Wrzos	77	.819
2005	Lindsay Pickering	57	.826
2006	Lindsay Pickering	89	.824
2007	Lindsay Pickering	82	.882
2008	Jessica Beckham	57	.781
2009	Kristen Starkey	42	.764
2010	Ashton Aubuchon	54	.730
2011	Ashton Aubuchon	67	.827
2012	Renee Kertz	90	.882

Yearly Leaders

All-Time Results

1999

4-8-1 Overall, 2-2-1 OVC (t-3rd)

Head Coach: Heather Nelson

Aug. 27	at Drury	L	2-3 ^{OT}
Aug. 29	at Missouri State	L	1-5
Sept. 6	at Illinois State	L	0-4
Sept. 19	at Western Illinois	L	1-2 ^{2OT}
Sept. 24	at Tennessee Tech*	L	0-2
Sept. 26	at Middle Tennessee*	T	1-1 ^{2OT}
Oct. 3	Morehead State*	W	2-1
Oct. 10	Tennessee Tech*	L	0-1
Oct. 19	UT Martin	W	3-1
Oct. 23	at Arkansas-Little Rock	W	1-0
Oct. 31	at Eastern Illinois*	L	0-4
Nov. 5	vs. Morehead State#	W	2-0
Nov. 6	at Eastern Illinois#	L	1-2 ^{OT}

- OVC Tournament (Charleston, Ill.)
Leading Scorer: Nichole Thiele

2000

10-6-1 Overall, 2-3-0 OVC (3rd)

Head Coach: Heather Nelson

Aug. 25	Northern Iowa	T	1-1 ^{2OT}
Sept. 1	vs. Western Illinois	W	4-1
Sept. 3	vs. Youngstown State	W	9-0
Sept. 8	Drury	L	1-2
Sept. 11	at Arkansas State	W	5-0
Sept. 17	Western Illinois	W	3-2 ^{OT}
Sept. 22	Missouri State	L	0-3
Sept. 29	at Tennessee Tech*	L	0-2
Oct. 3	at Murray State*	L	0-2
Oct. 6	at Morehead State*	W	2-0
Oct. 8	at Georgetown College	W	4-0
Oct. 13	Eastern Illinois*	L	1-3
Oct. 15	at Central Arkansas	W	5-0
Oct. 17	UT Martin*	W	2-0
Oct. 21	Middle Tennessee	W	2-0
Oct. 23	Lipscomb	W	4-0
Oct. 27	vs. Morehead State#	L	1-2

- OVC Tournament (Charleston, Ill.)
Leading Scorer: Erika Todd

2001

16-2-0 Overall, 5-0-0 OVC (1st)

Head Coach: Heather Nelson

Aug. 31	Belmont	W	3-0
Sept. 2	Jacksonville State	W	4-0
Sept. 7	Arkansas-Little Rock	W	3-0
Sept. 9	Central Arkansas	W	4-0
Sept. 20	Arkansas State	W	1-0
Sept. 23	Creighton	W	1-0
Sept. 28	at Tulsa	W	3-2
Sept. 30	at Oral Roberts	W	3-2
Oct. 5	at Eastern Illinois*	W	1-0
Oct. 7	at Western Illinois	L	1-2
Oct. 13	Tennessee Tech*	W	2-0
Oct. 19	Morehead State*	W	7-0
Oct. 21	at Lipscomb	W	5-0
Oct. 24	at UT Martin*	W	2-0
Oct. 26	vs. Creighton (St. Louis)	W	2-1 ^{OT}
Nov. 4	Murray State*	W	4-0
Nov. 9	Murray State#	W	2-0
Nov. 11	Eastern Illinois#	L	0-1

- OVC Tournament (Cape Girardeau, Mo.)
Leading Scorer: Marla Gianino

2002

14-4-2 Overall, 6-0-0 OVC (1st)

Head Coach: Heather Nelson

Aug. 25	Indiana State	W	2-0
Sept. 1	Belmont	W	8-0
Sept. 6	at Arkansas	L	1-2
Sept. 8	at Missouri State	W	3-0
Sept. 13	at Arkansas State	W	2-0
Sept. 15	Indiana	L	0-2
Sept. 20	at Kentucky	W	2-1
Sept. 22	Oral Roberts	W	3-0
Sept. 27	at Drake	T	0-0 ^{2OT}
Sept. 29	at Creighton	L	1-2
Oct. 4	Eastern Illinois*	W	1-0
Oct. 7	Memphis	L	1-2
Oct. 11	at Tennessee Tech*	W	2-1
Oct. 12	Lipscomb	W	3-0
Oct. 18	at Morehead State*	W	3-1
Oct. 25	Austin Peay*	W	2-0
Oct. 27	UT Martin*	W	3-0
Oct. 30	at Murray State*	W	2-1 ^{OT}

Nov. 8	Tennessee Tech#	W	2-1
Nov. 10	Eastern Illinois#	T	2-2 ^{2OT}

- OVC Tournament (Cape Girardeau, Mo.)
Leading Scorer: Erika Todd

2003

10-5-5 Overall, 4-3-1 OVC (5th)

Head Coach: Heather Nelson

Aug. 29	Ohio	W	2-1
Aug. 31	Oakland	T	0-0 ^{2OT}
Sept. 5	at Auburn	L	0-2
Sept. 9	at Memphis	T	1-1
Sept. 12	IUPUI	W	4-1
Sept. 14	Missouri State	W	2-1 ^{OT}
Sept. 18	at Evansville	W	1-0
Sept. 21	at Indiana State	T	0-0 ^{2OT}
Sept. 23	Austin Peay*	W	5-0
Sept. 28	at Ole Miss	L	0-5
Oct. 3	at Louisville	W	3-1
Oct. 5	at Morehead State*	W	1-0
Oct. 10	Samford*	L	0-1
Oct. 12	Jacksonville State*	T	0-0 ^{2OT}
Oct. 17	at UT Martin*	W	2-1
Oct. 19	at Murray State*	L	0-1 ^{OT}
Oct. 24	Eastern Illinois*	L	0-3
Oct. 31	Tennessee Tech*	W	2-1
Nov. 4	at UT Martin#	W	2-0
Nov. 7	at Samford#	T	0-0 ^{2OT}

- OVC Tournament (Birmingham, Ala.)
Leading Scorers: Beard, Poovey, Slattery

2004

11-6-2 Overall, 3-3-2 OVC (t-5th)

Head Coach: Heather Nelson

Aug. 27	Arkansas	W	3-2
Aug. 29	Evansville	W	1-0
Sept. 3	No. 14 Illinois	L	0-2
Sept. 5	Xavier	W	3-2
Sept. 12	at Northwestern	L	0-1 ^{2OT}
Sept. 17	Air Force	W	2-1
Sept. 19	Arkansas State	W	4-0
Sept. 24	at Tennessee Tech*	T	2-2 ^{2OT}
Sept. 26	at Austin Peay*	W	1-0



SOUTHEAST MISSOURI STATE UNIVERSITY

Oct. 3	Morehead State*	W	2-1
Oct. 8	at Samford*	L	0-1
Oct. 10	at Jacksonville State*	T	0-0 ^{2OT}
Oct. 15	UT Martin*	W	1-0
Oct. 17	Murray State*	L	0-1 ^{2OT}
Oct. 22	at Eastern Illinois*	L	1-2 ^{2OT}
Oct. 24	Texas Tech	W	2-1
Oct. 28	SIU Edwardsville	W	1-0
Oct. 31	Alabama A&M	W	1-0
Nov. 2	at Murray State#	L	0-1

- OVC Tournament (Murray, Ky.)
Leading Scorer: Molli Beard

2005

13-6-1 Overall, 5-3-1 OVC (t-3rd)

Head Coach: Heather Nelson

Aug. 28	vs. IUPUI	W	2-0
Sept. 2	Saint Louis	L	0-1
Sept. 5	SIU Edwardsville	W	3-0
Sept. 10	at Arkansas-Pine Bluff	W	11-0
Sept. 16	at Evansville	L	0-1
Sept. 18	Iowa	W	2-1
Sept. 23	Eastern Illinois*	T	0-0 ^{2OT}
Sept. 25	Memphis	W	1-0 ^{2OT}
Sept. 30	Austin Peay*	W	4-0
Oct. 2	Tennessee Tech*	W	1-0 ^{2OT}
Oct. 7	at Morehead State*	L	0-2
Oct. 9	at Eastern Kentucky*	W	1-0
Oct. 14	Jacksonville State*	W	2-1
Oct. 16	Samford*	L	1-3
Oct. 21	at Murray State*	W	2-1 ^{OT}
Oct. 23	at UT Martin	L	0-1
Oct. 26	Arkansas-Little Rock	W	3-0
Oct. 28	South Dakota State	W	2-0
Nov. 1	Jacksonville State#	W	1-0
	(Cape Girardeau)		
Nov. 4	at Eastern Illinois#	L	0-1

- OVC Tournament (Charleston, Ill.)
Leading Scorer: Lisa Schweppe

2006

10-8-2 Overall, 4-3-2 OVC (4th)

Head Coach: Heather Nelson

Aug. 25	Arkansas-Little Rock	W	1-0
Sept. 3	Missouri State	L	0-1
Sept. 8	at DePaul	L	2-3
Sept. 10	Troy	W	3-0
Sept. 14	at Memphis	L	0-2
Sept. 16	Arkansas-Pine Bluff	W	12-0
Sept. 18	at Saint Louis	L	1-2
Sept. 24	UT Martin*	W	1-0
Sept. 26	Murray State*	W	2-0
Sept. 29	at Eastern Illinois*	L	1-2
Oct. 6	at Austin Peay*	L	0-1 ^{OT}
Oct. 8	at Tennessee Tech*	W	5-1
Oct. 13	Morehead State*	T	0-0 ^{2OT}
Oct. 15	Eastern Kentucky*	W	2-0
Oct. 21	at Jacksonville State*	L	0-2
Oct. 23	at Samford*	T	0-0 ^{2OT}
Oct. 31	Austin Peay#	W	3-0
	(Cape Girardeau)		
Nov. 3	at Samford#	W	3-2 ^{2OT}
Nov. 5	vs. Morehead State#	W	2-0
Nov. 10	vs. No. 17 Illinois\$	L	0-2

\$ - NCAA Tournament (St. Louis, Mo.)
- OVC Tournament (Birmingham, Ala.)
Leading Scorer: Courtney Alexander

2007

12-2-4 Overall, 8-0-1 OVC (1st)

Head Coach: Heather Nelson

Aug. 31	Northwestern State	W	1-0
Sept. 2	at Missouri State	L	0-1
Sept. 9	DePaul	W	4-1
Sept. 11	at Evansville	T	1-1 ^{2OT}
Sept. 14	at Saint Louis	L	1-3
Sept. 16	vs. Air Force	W	2-0
Sept. 28	at Morehead State*	W	3-2
Sept. 30	at Eastern Kentucky*	W	9-0
Oct. 5	Austin Peay*	W	2-0
Oct. 7	Tennessee Tech*	W	3-0
Oct. 12	Eastern Illinois*	W	4-2
Oct. 19	at Murray State*	W	3-2
Oct. 21	at UT Martin*	T	0-0 ^{2OT}

Oct. 26	Jacksonville State*	W	1-0
Oct. 28	Samford*	W	1-0 ^{2OT}
Nov. 9	UT Martin#	W	1-0
Nov. 11	Samford#	T	1-1 ^{2OT}
Nov. 16	at No. 23 Missouri\$	T	1-1 ^{2OT}

\$ - NCAA Tournament (Columbia, Mo.)
- OVC Tournament (Cape Girardeau, Mo.)
Leading Scorer: Ashley Runion

2008

2-9-3 Overall, 1-5-2 OVC (9th)

Head Coach: Heather Nelson

Aug. 29	Missouri State	L	0-1
Sept. 7	vs. Army (St. Louis, Mo.)	L	0-2
Sept. 12	SIU Edwardsville	L	0-1
Sept. 19	at Northern Illinois	L	0-1
Sept. 22	Evansville	T	1-1 ^{2OT}
Sept. 26	Murray State*	L	0-1
Sept. 28	UT Martin*	T	1-1 ^{2OT}
Oct. 3	at Jacksonville State*	L	1-2
Oct. 5	at Alabama A&M	W	2-1
Oct. 10	Morehead State*	T	0-0 ^{2OT}
Oct. 12	Eastern Kentucky*	L	0-1
Oct. 17	at Austin Peay*	W	2-0
Oct. 19	at Tennessee Tech*	L	1-2
Oct. 26	at Eastern Illinois*	L	1-2

Leading Scorer: Casey Kraft

2009

8-7-3 Overall, 2-3-3 OVC (t-6th)

Head Coach: Heather Nelson

Aug. 21	Indiana State	W	1-0
Aug. 23	Evansville	L	0-1
Aug. 28	Alabama A&M	W	10-0
Aug. 30	Northern Illinois	W	1-0
Sept. 4	vs. Western Michigan	L	1-2
Sept. 6	vs. UMKC	W	3-1
Sept. 11	at Northwestern State	L	0-2
Sept. 13	Western Kentucky	W	2-0
Sept. 25	at Washington (Mo.)	L	1-4
Sept. 27	Eastern Illinois*	T	1-1 ^{2OT}
Oct. 2	Austin Peay*	T	0-0 ^{2OT}
Oct. 11	at UT Martin*	L	1-2

All-Time Results

All-Time Results

Oct. 16	Jacksonville State*	W	1-0
Oct. 18	Tennessee Tech*	W	1-0
Oct. 23	at Morehead State*	T	1-1 ^{2OT}
Oct. 25	at Eastern Kentucky*	L	0-1
Oct. 29	at Murray State*	L	0-1
Oct. 30	at SIUE	W	1-0

Leading Scorer: Bobbi Jo Schlick

2010

8-9-1 Overall, 4-3-1 OVC (t-2nd)

Head Coach: Heather Nelson

Aug. 22	Belmont	W	2-1 ^{2OT}
Aug. 27	vs. Alabama A&M	W	9-1
Aug. 29	vs. South Florida	L	0-4
Sept. 1	Washington (Mo.)	W	1-0
Sept. 5	Ball State	L	2-3 ^{2OT}
Sept. 10	Stetson	L	2-3
Sept. 17	at Western Kentucky	L	0-1
Sept. 19	at Arkansas State	W	1-0
Sept. 24	at Jacksonville State*	L	1-2
Sept. 26	at Austin Peay*	W	1-0
Oct. 3	Eastern Illinois*	W	1-0
Oct. 8	Eastern Kentucky*	W	1-0
Oct. 10	Morehead State*	L	0-3
Oct. 15	at Tennessee Tech*	L	0-1
Oct. 22	at Murray State*	W	2-1
Oct. 24	UT Martin*	T	0-0 ^{2OT}
Oct. 27	Quincy	L	0-2
Nov. 11	Austin Peay#	L	1-3

- OVC Tournament (Morehead, Ky.)
Leading Scorer: Ashley Runion

2011

12-6-1 Overall, 8-0-1 OVC (1st)

Head Coach: Heather Nelson

Aug. 19	at Illinois State	W	3-2
Aug. 21	at Iowa	L	1-2
Aug. 28	Arkansas State	W	4-0
Sept. 2	at Evansville	W	3-0
Sept. 9	vs. Butler	W	1-0
Sept. 11	at Kentucky	L	0-2
Sept. 16	at Saint Louis	T	0-0 ^{2OT}
Sept. 23	at Austin Peay*	W	3-1

Sept. 26	at Murray State*	W	3-0
Sept. 30	Eastern Illinois*	W	1-0
Oct. 2	SIU Edwardsville*	W	3-0
Oct. 7	at Morehead State*	L	1-2
Oct. 9	at Eastern Kentucky*	W	1-0
Oct. 14	at UT Martin*	W	2-1
Oct. 16	Iowa State	L	0-2
Oct. 21	UT Martin	L	1-2 ^{2OT}
Oct. 28	Jacksonville State*	W	3-0
Oct. 30	Tennessee Tech*	W	3-0
Nov. 4	Morehead State#	L	1-2

- OVC Tournament (Cape Girardeau, Mo.)
Leading Scorer: Jessie Crabtree

2012

7-10-4 Overall, 5-3-2 OVC (4th)

Head Coach: Heather Nelson

Aug. 17	Illinois State	L	1-2
Aug. 19	Saint Louis	T	0-0 ^{2OT}
Aug. 24	UMKC	L	0-1
Aug. 26	Drake	W	2-1
Aug. 31	vs. Louisville	L	0-4
Sept. 2	at Kentucky	L	0-1

Sept. 8	at Nebraska	L	0-4
Sept. 11	Evansville	T	0-0 ^{2OT}
Sept. 14	at Memphis	L	0-5
Sept. 25	UT Martin*	T	1-1 ^{2OT}
Sept. 28	Murray State*	W	6-0
Sept. 30	Austin Peay*	L	0-1
Oct. 5	at SIU Edwardsville*	L	0-1
Oct. 7	at Eastern Illinois*	L	2-3 ^{2OT}
Oct. 12	Eastern Kentucky*	W	1-0 ^{OT}
Oct. 14	Morehead State*	W	2-1
Oct. 19	at Belmont*	T	0-0 ^{2OT}
Oct. 26	at Tennessee Tech*	W	5-1
Oct. 28	at Jacksonville State*	W	1-0
Nov. 1	vs. Belmont#	W	1-0
Nov. 2	at UT Martin#	L	0-1

- OVC Tournament (Martin, Tenn.)
Leading Scorer: Torey Byrd



The 2007 Southeast Missouri team was the first Redhawk squad to capture both the OVC regular season and tournament titles.



SOUTHEAST MISSOURI STATE UNIVERSITY

Series Records vs. All Opponents (2013 Opponents in Bold)

Air Force.....	2-0	Indiana.....	0-1	Ole Miss.....	0-1
Alabama A&M.....	4-0	Indiana State.....	2-0-1	Oral Roberts.....	2-0
Arkansas.....	1-1	Iowa.....	1-1	Quincy.....	0-1
Arkansas-Little Rock.....	4-0	Iowa State.....	0-1	Saint Louis.....	0-3-2
Arkansas-Pine Bluff.....	2-0	IUPUI.....	2-0	Samford.....	2-3-3
Arkansas State.....	6-0	Jacksonville State.....	7-3-2	South Dakota State.....	1-0
Army.....	0-1	Kentucky.....	1-2	South Florida.....	0-1
Auburn.....	0-1	Lindenwood.....	First Meeting	SIU Edwardsville.....	4-2
Austin Peay.....	9-3-1	Lipscomb.....	3-0	Stetson.....	0-1
Ball State.....	0-1	Louisville.....	1-1	Tennessee Tech.....	10-5-1
Belmont.....	4-0-1	Memphis.....	1-3-1	Texas Tech.....	1-0
Butler.....	1-0	Middle Tennessee.....	1-0-1	Troy.....	1-0
Central Arkansas.....	2-0	Missouri.....	0-0-1	Tulsa.....	1-0
Creighton.....	2-1	Missouri State.....	2-5	UT Martin.....	10-4-4
DePaul.....	1-1	Morehead State.....	9-5-3	UMKC.....	1-1
Drake.....	1-0-1	Murray State.....	9-6	Washington (Mo.).....	1-1
Drury.....	0-2	Nebraska.....	0-1	Western Illinois.....	2-2
Eastern Illinois.....	5-10-3	Northern Illinois.....	1-1	Western Kentucky.....	1-1
Eastern Kentucky.....	6-2	Northern Iowa.....	0-0-1	Western Michigan.....	0-1
Evansville.....	3-2-3	Northwestern.....	0-1	Xavier.....	1-0
Georgetown College.....	1-0	Northwestern State.....	1-1	Youngstown State.....	1-0
Illinois.....	0-2	Oakland.....	0-0-1		
Illinois State.....	1-2	Ohio.....	1-0		

Series History vs. All Opponents

Air Force 2-0 (H: 1-0, A: N/A, N: 1-0)			Arkansas State 6-0 (H: 3-0, A: 3-0)			Sept. 23, 2011 Clarksville, Tenn. W, 3-1		
Sept. 17, 2004	Cape Girardeau, Mo.	W, 2-1	Sept. 11, 2000	Jonesboro, Ark.	W, 5-0	Sept. 30, 2012	Cape Girardeau, Mo.	L, 0-1
Sept. 16, 2007	St. Louis, Mo.	W, 2-0	Sept. 20, 2001	Cape Girardeau, Mo.	W, 1-0	Ball State		
Alabama A&M			Sept. 13, 2002	Jonesboro, Ark.	W, 2-0	0-1 (H: 0-1, A: N/A)		
Oct. 31, 2004	Cape Girardeau, Mo.	W, 1-0	Sept. 19, 2004	Cape Girardeau, Mo.	W, 4-0	Sept. 5, 2010	Cape Girardeau, Mo.	L, 2-3 ^{OT}
Oct. 5, 2008	Normal, Ala.	W, 2-1	Sept. 29, 2010	Jonesboro, Ark.	W, 1-0	Belmont		
Aug. 28, 2009	Cape Girardeau, Mo.	W, 10-0	Aug. 28, 2011	Cape Girardeau, Mo.	W, 4-0	4-0-1 (H: 3-0, A: 0-0-1, N: 1-0)		
Aug. 27, 2010	Murray, Ky.	W, 9-1	Army			Aug. 31, 2001	Cape Girardeau, Mo.	W, 3-0
Arkansas			0-1 (H: N/A, A: N/A, N: 0-1)			Sept. 1, 2002	Cape Girardeau, Mo.	W, 8-0
Sept. 6, 2002	Fayetteville, Ark.	L, 1-2	Sept. 7, 2008	St. Louis, Mo.	L, 0-1	Aug. 22, 2010	Cape Girardeau, Mo.	W, 2-1 ^{2OT}
Aug. 27, 2004	Cape Girardeau, Mo.	W, 3-2	Auburn			Oct. 19, 2012	Nashville, Tenn.	T, 0-0 ^{2OT}
Arkansas-Little Rock			0-1 (H: N/A, A: 0-1)			Nov. 1, 2012	Martin, Tenn.#	W, 1-0
Oct. 23, 1999	Little Rock, Ark.	W, 1-0	Sept. 5, 2003	Auburn, Ala.	L, 0-2	Butler		
Sept. 7, 2001	Cape Girardeau, Mo.	W, 3-0	Austin Peay			1-0 (H: N/A, A: N/A, N: 1-0)		
Oct. 26, 2005	Cape Girardeau, Mo.	W, 3-0	9-3-1 (H: 5-1-1, A: 4-1, N: 0-1)			Sept. 9, 2011	Lexington, Ky.	W, 1-0
Aug. 25, 2006	Cape Girardeau, Mo.	W, 1-0	Oct. 25, 2002	Cape Girardeau, Mo.	W, 2-0	Central Arkansas		
Arkansas-Pine Bluff			Sept. 23, 2003	Cape Girardeau, Mo.	W, 5-0	2-0 (H: 1-0, A: 1-0)		
Sept. 10, 2005	Pine Bluff, Ark.	W, 11-0	Sept. 26, 2004	Clarksville, Tenn.	W, 1-0	Oct. 15, 2000	Conway, Ark.	W, 5-0
Sept. 16, 2006	Cape Girardeau, Mo.	W, 12-0	Sept. 30, 2005	Cape Girardeau, Mo.	W, 4-0	Sept. 9, 2001	Cape Girardeau, Mo.	W, 4-0
			Oct. 6, 2006	Clarksville, Tenn.	L, 0-1 ^{OT}	Creighton		
			Oct. 31, 2006	Cape Girardeau, Mo.#	W, 3-0	2-1 (H: 1-0, A: 0-1, N: 1-0)		
			Oct. 5, 2007	Cape Girardeau, Mo.	W, 2-0	Sept. 23, 2001	Cape Girardeau, Mo.	W, 1-0
			Oct. 17, 2008	Clarksville, Tenn.	W, 2-0	Oct. 26, 2001	St. Louis, Mo.	W, 2-1 ^{OT}
			Oct. 2, 2009	Cape Girardeau, Mo.	T, 0-0 ^{2OT}	Sept. 29, 2002	Omaha, Neb.	L, 1-2
			Sept. 26, 2010	Clarksville, Tenn.	W, 1-0			
			Nov. 11, 2010	Murray, Ky.#	L, 1-3			

Opponent Series History

Opponent Series History

DePaul		
1-1 (H: 1-0, A: 0-1)		
Sept. 8, 2006	Chicago, Ill.	L, 2-3
Sept. 9, 2007	Cape Girardeau, Mo.	W, 4-1

Drake		
1-0-1 (H: 1-0, A: 0-0-1)		
Sept. 27, 2002	Des Moines, Iowa	T, 0-0 ^{2OT}
Aug. 26, 2012	Cape Girardeau, Mo.	W, 2-1

Drury		
0-2 (H: 0-1, A: 0-1)		
Aug. 27, 1999	Springfield, Mo.	L, 2-3 ^{OT}
Sept. 8, 2000	Cape Girardeau, Mo.	L, 1-2

Eastern Illinois		
5-10-3 (H: 4-3-3, A: 1-7)		
Oct. 31, 1999	Charleston, Ill.	L, 0-4
Nov. 6, 1999	Charleston, Ill.#	L, 1-2
Oct. 13, 2000	Cape Girardeau, Mo.	L, 1-3
Oct. 5, 2001	Charleston, Ill.	W, 1-0
Nov. 11, 2001	Cape Girardeau, Mo.#	L, 0-1
Oct. 4, 2002	Cape Girardeau, Mo.	W, 1-0
Nov. 10, 2002	Cape Girardeau, Mo.#	T, 2-2 ^{2OT}
Oct. 24, 2003	Cape Girardeau, Mo.	L, 0-3
Oct. 22, 2004	Charleston, Ill.	L, 1-2 ^{2OT}
Sept. 23, 2005	Cape Girardeau, Mo.	T, 0-0 ^{2OT}
Nov. 4, 2005	Charleston, Ill.#	L, 0-1
Sept. 29, 2006	Charleston, Ill.	L, 1-2
Oct. 12, 2007	Cape Girardeau, Mo.	W, 4-2
Oct. 26, 2008	Charleston, Ill.	L, 1-2
Sept. 27, 2009	Cape Girardeau, Mo.	T, 1-1 ^{2OT}
Oct. 3, 2010	Cape Girardeau, Mo.	W, 1-0
Sept. 30, 2011	Cape Girardeau, Mo.	W, 1-0
Oct. 7, 2012	Charleston, Ill.	L, 2-3 ^{2OT}

Eastern Kentucky		
6-2 (H: 3-1, A: 3-1)		
Oct. 9, 2005	Richmond, Ky.	W, 1-0
Oct. 15, 2006	Cape Girardeau, Mo.	W, 2-0
Sept. 30, 2007	Richmond, Ky.	W, 9-0
Oct. 12, 2008	Cape Girardeau, Mo.	L, 0-1
Oct. 25, 2009	Richmond, Ky.	L, 0-1
Oct. 8, 2010	Cape Girardeau, Mo.	W, 1-0
Oct. 9, 2011	Richmond, Ky.	W, 1-0
Oct. 12, 2012	Cape Girardeau, Mo.	W, 1-0 ^{OT}

Evansville		
3-2-3 (H: 1-1-2, A: 2-1-1)		
Sept. 18, 2003	Evansville, Ind.	W, 1-0
Aug. 29, 2004	Cape Girardeau, Mo.	W, 1-0
Sept. 16, 2005	Evansville, Ind.	L, 0-1
Sept. 11, 2007	Evansville, Ind.	T, 1-1 ^{2OT}
Sept. 22, 2008	Cape Girardeau, Mo.	T, 1-1 ^{2OT}
Aug. 23, 2009	Cape Girardeau, Mo.	L, 0-1
Sept. 2, 2011	Evansville, Ind.	W, 3-0
Sept. 11, 2012	Cape Girardeau, Mo.	T, 0-0 ^{2OT}

Georgetown College		
1-0 (H: N/A, A: 1-0)		
Oct. 8, 2000	Georgetown, Ky.	W, 4-0

Illinois		
0-2 (H: 0-1, A: N/A, N: 0-1)		
Sept. 3, 2004	Cape Girardeau, Mo.	L, 0-2
Nov. 10, 2006	St. Louis Mo.\$	L, 0-2

Illinois State		
1-2 (H: 0-1, A: 1-1)		
Sept. 6, 1999	Normal, Ill.	L, 0-4
Aug. 19, 2011	Normal, Ill.	W, 3-2
Aug. 17, 2011	Cape Girardeau, Mo.	L, 1-2

Indiana		
0-1 (H: 0-1, A: N/A)		
Sept. 15, 2002	Cape Girardeau, Mo.	L, 0-2

Indiana State		
2-0-1 (H: 2-0, A: 0-0-1)		
Aug. 25, 2002	Cape Girardeau, Mo.	W, 2-0
Sept. 21, 2003	Terre Haute, Ind.	T, 0-0 ^{2OT}
Aug. 21, 2009	Cape Girardeau, Mo.	W, 1-0

Iowa		
1-1 (H: 1-0, A: 0-1)		
Sept. 18, 2005	Cape Girardeau, Mo.	W, 2-1
Aug. 21, 2011	Iowa City, Iowa	L, 1-2

Iowa State		
0-1 (H: 0-1, A: N/A)		
Oct. 16, 2011	Cape Girardeau, Mo.	L, 0-2

IUPUI		
2-0 (H: 2-0, A: N/A)		
Sept. 12, 2003	Cape Girardeau, Mo.	W, 4-1
Aug. 28, 2005	Cape Girardeau, Mo.	W, 2-0

Jacksonville State		
7-3-2 (H: 6-0-1, A: 1-3-1)		
Sept. 2, 2001	Cape Girardeau, Mo.	W, 4-0
Oct. 12, 2003	Cape Girardeau, Mo.	T, 0-0 ^{2OT}
Oct. 10, 2004	Jacksonville, Ala.	T, 0-0 ^{2OT}
Oct. 14, 2005	Cape Girardeau, Mo.	W, 2-1
Nov. 1, 2005	Cape Girardeau, Mo.#	W, 1-0
Oct. 21, 2006	Jacksonville, Ala.	L, 0-2
Oct. 26, 2007	Cape Girardeau, Mo.	W, 1-0
Oct. 3, 2008	Jacksonville, Ala.	L, 1-2
Oct. 16, 2009	Cape Girardeau, Mo.	W, 1-0
Sept. 24, 2010	Jacksonville, Ala.	L, 1-2
Oct. 28, 2011	Cape Girardeau, Mo.	W, 3-0
Oct. 28, 2012	Jacksonville, Ala.	W, 1-0

Kentucky		
1-2 (H: N/A, A: 1-2)		
Sept. 20, 2002	Lexington, Ky.	W, 2-1
Sept. 11, 2011	Lexington, Ky.	L, 0-2
Sept. 2, 2012	Lexington, Ky.	L, 0-1

Lipscomb		
3-0 (H: 2-0, A: 1-0)		
Oct. 23, 2000	Cape Girardeau, Mo.	W, 4-0
Oct. 21, 2001	Nashville, Tenn.	W, 5-0
Oct. 12, 2002	Cape Girardeau, Mo.	W, 3-0

Louisville		
1-1 (H: N/A, A: 1-0, N: 0-1)		
Oct. 3, 2003	Louisville, Ky.	W, 3-1
Oct. 30, 2012	Lexington, Ky.	L, 0-4

Memphis		
1-3-1 (H: 1-1, A: 0-0-1)		
Oct. 7, 2002	Cape Girardeau, Mo.	L, 1-2
Sept. 9, 2003	Memphis, Tenn.	T, 1-1 ^{2OT}
Sept. 25, 2005	Cape Girardeau, Mo.	W, 1-0 ^{2OT}
Sept. 14, 2006	Memphis, Tenn.	L, 0-2
Sept. 14, 2012	Memphis, Tenn.	L, 0-5

Middle Tennessee		
1-0-1 (H: 1-0, A: 0-0-1)		
Sept. 26, 1999	Murfreesboro, Tenn.	T, 1-1 ^{2OT}
Oct. 21, 2000	Cape Girardeau, Mo.	W, 2-0

Missouri		
0-0-1 (H: N/A, A: 0-0-1)		
Nov. 16, 2007	Columbia, Mo.\$	T, 1-1 ^{2OT}

Missouri State		
2-5 (H: 1-3, A: 1-2)		
Aug. 29, 1999	Springfield, Mo.	L, 1-5
Sept. 22, 2000	Cape Girardeau, Mo.	L, 0-3
Sept. 8, 2002	Springfield, Mo.	W, 3-0
Sept. 14, 2003	Cape Girardeau, Mo.	W, 2-1 ^{OT}
Sept. 3, 2006	Cape Girardeau, Mo.	L, 0-1
Sept. 2, 2007	Springfield, Mo.	L, 0-1
Aug. 29, 2008	Cape Girardeau, Mo.	L, 0-1

Morehead State		
9-5-3 (H: 4-2-2, A: 4-2-1, N: 1-1)		
Oct. 3, 1999	Cape Girardeau, Mo.	W, 2-1
Nov. 5, 1999	Charleston, Ill.#	W, 2-0
Oct. 6, 2000	Morehead, Ky.	W, 2-0
Oct. 27, 2000	Charleston, Ill.#	L, 1-2
Oct. 19, 2001	Cape Girardeau, Mo.	W, 7-0
Oct. 18, 2002	Morehead, Ky.	W, 3-1
Oct. 5, 2003	Morehead, Ky.	W, 1-0
Oct. 3, 2004	Cape Girardeau, Mo.	W, 2-1
Oct. 7, 2005	Morehead, Ky.	L, 0-2
Oct. 13, 2006	Cape Girardeau, Mo.	T, 0-0 ^{2OT}
Sept. 28, 2007	Morehead, Ky.	W, 3-2
Oct. 10, 2008	Cape Girardeau, Mo.	T, 0-0 ^{2OT}
Oct. 23, 2009	Morehead, Ky.	T, 1-1 ^{2OT}
Oct. 10, 2010	Cape Girardeau, Mo.	L, 0-3
Oct. 7, 2011	Morehead, Ky.	L, 1-2
Nov. 4, 2011	Cape Girardeau, Mo.#	L, 1-2
Oct. 14, 2012	Cape Girardeau, Mo.	W, 2-1

Murray State		
9-6 (H: 4-2, A: 5-4)		
Oct. 3, 2000	Murray, Ky.	L, 0-2
Nov. 4, 2001	Cape Girardeau, Mo.	W, 4-0
Nov. 9, 2001	Cape Girardeau, Mo.#	W, 2-0
Oct. 30, 2002	Murray, Ky.	W, 2-1 ^{OT}
Oct. 19, 2003	Murray, Ky.	L, 0-1 ^{OT}
Oct. 17, 2004	Cape Girardeau, Mo.	L, 0-1 ^{2OT}
Nov. 2, 2004	Murray, Ky.#	L, 0-1
Oct. 21, 2005	Murray, Ky.	W, 2-1 ^{OT}



SOUTHEAST MISSOURI STATE UNIVERSITY

Sept. 26, 2006 Cape Girardeau, Mo. W, 2-0
 Oct. 19, 2007 Murray, Ky. W, 3-2
 Sept. 26, 2008 Cape Girardeau, Mo. L, 0-1
 Oct. 29, 2009 Murray, Ky. L, 0-1
 Oct. 22, 2010 Murray, Ky. W, 2-1
 Sept. 26, 2011 Murray, Ky. W, 3-0
 Sept. 28, 2012 Cape Girardeau, Mo. W, 6-0

Nebraska

0-1 (H: N/A, A: 0-1)

Sept. 8, 2012 Lincoln, Neb. L, 0-4

Northern Illinois

1-1 (H: 1-0, A: 0-1)

Sept. 19, 2008 DeKalb, Ill. L, 0-1
 Aug. 30, 2009 Cape Girardeau, Mo. W, 1-0

Northern Iowa

0-0-1 (H: 0-0-1, A: N/A)

Aug. 25, 2000 Cape Girardeau, Mo. T, 1-1^{2OT}

Northwestern

0-1 (H: N/A, A: 0-1)

Sept. 12, 2004 Evanston, Ill. L, 0-1^{2OT}

Northwestern State

1-1 (H: 1-0, A: 0-1)

Aug. 31, 2007 Cape Girardeau, Mo. W, 1-0
 Sept. 11, 2009 Natchitoches, La. L, 0-2

Oakland

0-0-1 (H: 0-0-1, A: N/A)

Aug. 31, 2003 Cape Girardeau, Mo. T, 0-0^{2OT}

Ohio

1-0 (H: 1-0, A: N/A)

Aug. 29, 2003 Cape Girardeau, Mo. W, 2-1

Ole Miss

0-1 (H: N/A, A: 0-1)

Sept. 28, 2003 Oxford, Miss. L, 0-5

Oral Roberts

2-0 (H: 1-0, A: 1-0)

Sept. 30, 2001 Tulsa, Okla. W, 3-2
 Sept. 22, 2002 Cape Girardeau, Mo. W, 3-0

Quincy

0-1 (H: 0-1, A: N/A)

Oct. 27, 2010 Cape Girardeau, Mo. L, 0-2

SIU Edwardsville

4-2 (H: 3-1, A: 1-1)

Oct. 28, 2004 Cape Girardeau, Mo. W, 1-0
 Sept. 5, 2005 Cape Girardeau, Mo. W, 3-0
 Sept. 12, 2008 Cape Girardeau, Mo. L, 0-1
 Oct. 30, 2010 Edwardsville, Ill. W, 1-0
 Oct. 2, 2011 Cape Girardeau, Mo. W, 3-0
 Oct. 5, 2012 Edwardsville, Ill. L, 0-1

Saint Louis

0-3-2 (H: 0-1-1, A: 0-2-1)

Sept. 2, 2005 Cape Girardeau, Mo. L, 0-1
 Sept. 18, 2006 St. Louis, Mo. L, 1-2

Sept. 14, 2007 St. Louis, Mo. L, 1-3
 Sept. 16, 2011 St. Louis, Mo. T, 0-0^{2OT}
 Aug. 19, 2012 Cape Girardeau, Mo. T, 0-0^{2OT}

Samford

2-3-3 (H: 1-3-1, A: 1-0-2)

Oct. 10, 2003 Cape Girardeau, Mo. L, 0-1
 Nov. 7, 2003 Birmingham, Ala.# T, 0-0^{2OT}
 Oct. 8, 2004 Cape Girardeau, Mo. L, 0-1
 Oct. 16, 2005 Cape Girardeau, Mo. L, 1-3
 Oct. 23, 2006 Birmingham, Ala. T, 0-0^{2OT}
 Nov. 3, 2006 Birmingham, Ala.# W, 3-2^{2OT}
 Oct. 28, 2007 Cape Girardeau, Mo. W, 1-0^{2OT}
 Nov. 11, 2007 Cape Girardeau, Mo.# T, 1-1^{2OT}

South Dakota State

1-0 (H: 1-0, A: N/A)

Oct. 28, 2005 Cape Girardeau, Mo. W, 2-0

South Florida

0-1 (H: N/A, A: N/A, N: 0-1)

Aug. 29, 2010 Murray, Ky. L, 0-4

Stetson

0-1 (H: 0-1, A: N/A)

Sept. 10, 2010 Cape Girardeau, Mo. L, 2-3

Tennessee Tech

10-5-1 (H: 7-1, A: 3-4-1)

Sept. 24, 1999 Cookeville, Tenn. L, 0-2
 Oct. 10, 1999 Cape Girardeau, Mo. L, 0-1
 Sept. 29, 2000 Cookeville, Tenn. L, 0-2
 Oct. 13, 2001 Cape Girardeau, Mo. W, 2-0
 Oct. 11, 2002 Cookeville, Tenn. W, 2-1
 Nov. 8, 2002 Cape Girardeau, Mo.# W, 2-1
 Oct. 31, 2003 Cape Girardeau, Mo. W, 2-1
 Sept. 24, 2004 Cookeville, Tenn. T, 2-2^{2OT}
 Oct. 2, 2005 Cape Girardeau, Mo. W, 1-0^{2OT}
 Oct. 8, 2006 Cookeville, Tenn. W, 5-1
 Oct. 7, 2007 Cape Girardeau, Mo. W, 3-0
 Oct. 19, 2008 Cookeville, Tenn. L, 1-2
 Oct. 18, 2009 Cape Girardeau, Mo. W, 1-0
 Oct. 15, 2010 Cookeville Tenn. L, 0-1
 Oct. 30, 2011 Cape Girardeau, Mo. W, 3-0
 Oct. 26, 2012 Cookeville, Tenn. W, 5-1

Texas Tech

1-0 (H: 1-1, A: N/A)

Oct. 23, 2004 Cape Girardeau, Mo. W, 2-1

Troy

1-0 (H: 1-0, A: N/A)

Sept. 10, 2006 Cape Girardeau, Mo. W, 3-0

Tulsa

1-0 (H: N/A, A: 1-0)

Sept. 28, 2001 Tulsa, Okla. W, 3-2

UMKC

1-1 (H: 0-1, A: N/A, N: 1-0)

Sept. 6, 2009 Cedar Falls, Iowa W, 3-1
 Aug. 24, 2012 Cape Girardeau, Mo. L, 0-1

UT Martin

10-4-4 (H: 6-1-3, A: 4-3-1)

Oct. 19, 1999 Cape Girardeau, Mo. W, 3-1
 Oct. 17, 2000 Cape Girardeau, Mo. W, 2-0
 Oct. 24, 2001 Martin, Tenn. W, 2-0
 Oct. 27, 2002 Cape Girardeau, Mo. W, 3-0
 Oct. 17, 2003 Martin, Tenn. W, 2-1
 Nov. 3, 2003 Martin, Tenn.# W, 2-0
 Oct. 15, 2004 Cape Girardeau, Mo. W, 1-0
 Oct. 23, 2005 Martin, Tenn. L, 0-1
 Sept. 24, 2006 Cape Girardeau, Mo. W, 1-0
 Oct. 21, 2007 Martin, Tenn. T, 0-0^{2OT}
 Nov. 9, 2007 Cape Girardeau, Mo.# W, 1-0
 Sept. 28, 2008 Cape Girardeau, Mo. T, 1-1^{2OT}
 Oct. 11, 2009 Martin, Tenn. L, 1-2
 Oct. 24, 2010 Cape Girardeau, Mo. T, 0-0^{2OT}
 Oct. 14, 2011 Martin, Tenn. W, 2-1
 Oct. 21, 2011 Cape Girardeau, Mo. L, 1-2^{2OT}
 Sept. 25, 2012 Cape Girardeau, Mo. T, 1-1^{2OT}
 Nov. 2, 2012 Martin, Tenn.# L, 0-1
 Nov. 4, 2005 Charleston, Ill.# L, 0-1
 Sept. 29, 2006 Charleston, Ill. L, 1-2
 Oct. 12, 2007 Cape Girardeau, Mo. W, 4-2
 Oct. 26, 2008 Charleston, Ill. L, 1-2
 Sept. 27, 2009 Cape Girardeau, Mo. T, 1-1^{2OT}
 Oct. 3, 2010 Cape Girardeau, Mo. W, 1-0
 Sept. 30, 2011 Cape Girardeau, Mo. W, 1-0
 Oct. 7, 2012 Charleston, Ill. L, 2-3^{2OT}

Washington (Mo.)

1-1 (H: 1-0, A: 0-1)

Sept. 25, 2009 St. Louis, Mo. L, 1-4
 Sept. 1, 2010 Cape Girardeau, Mo. W, 1-0

Western Illinois

2-2 (H: 1-0, A: 0-2, N: 1-0)

Sept. 19, 1999 Macomb, Ill. L, 1-2^{2OT}
 Sept. 1, 2000 Muncie, Ind. W, 4-1
 Sept. 17, 2000 Cape Girardeau, Mo. W, 3-2^{2OT}
 Oct. 7, 2001 Macomb, Ill. L, 1-2

Western Kentucky

1-1 (H: 1-0, A: 0-1)

Sept. 13, 2009 Cape Girardeau, Mo. W, 2-0
 Sept. 17, 2010 Bowling Green, Ky. L, 0-1

Western Michigan

0-1 (H: N/A, A: N/A, N: 0-1)

Sept. 4, 2009 Cedar Falls, Iowa L, 1-2

Xavier

1-0 (H: 1-0, A: N/A, N: N/A)

Sept. 5, 2004 Cape Girardeau, Mo. W, 3-2

Youngstown State

1-0 (H: N/A, A: N/A, N: 1-0)

Sept. 3, 2000 Muncie, Ind. W, 9-0

Opponent Series History

Postseason History

Ohio Valley Conference Tournament (10-8-3)

1999 - Charleston, Ill. (1-1)

Quarterfinals

No. 4 Southeast Missouri 2, No. 5 Morehead State 0

Semifinals

No. 1 Eastern Illinois 2, No. 4 Southeast Missouri 1 (OT)

2000 - Charleston, Ill. (0-1)

Quarterfinals

No. 4 Morehead State 2, No. 5 Southeast Missouri 1

2001 - Cape Girardeau, Mo. (1-1)

Semifinals

No. 1 Southeast Missouri 2, No. 4 Murray State 0

Championship

No. 2 Eastern Illinois 1, No. 1 Southeast Missouri 0

2002 - Cape Girardeau, Mo. (1-0-1)

Semifinals

No. 1 Southeast Missouri 2, No. 4 Tennessee Tech 1

Championship

No. 2 Eastern Illinois 2, No. 1 Southeast Missouri 2 (2OT)
(Eastern Illinois advances on penalty kicks)

2003 - Birmingham, Ala. (1-0-1)

Quarterfinals (Campus Sites)

No. 5 Southeast Missouri 2, No. 4 UT Martin 0

Semifinals

No. 1 Samford 0, No. 4 Southeast Missouri 0 (2OT)
(Samford advances on penalty kicks)

2004 - Birmingham, Ala. (0-1)

Quarterfinals (Campus Sites)

No. 3 Murray State 1, No. 6 Southeast Missouri 0

2005 - Charleston, Ill. (1-1)

Quarterfinals (Campus Sites)

No. 3 Southeast Missouri 1, No. 6 Jacksonville State 0

Semifinals

No. 2 Eastern Illinois 1, No. 3 Southeast Missouri 0

2006 - Birmingham, Ala. (3-0)

Quarterfinals (Campus Sites)

No. 4 Southeast Missouri 3, No. 5 Austin Peay 0

Semifinals

No. 4 Southeast Missouri 3, No. 1 Samford 2 (2OT)

Championship

No. 4 Southeast Missouri 2, No. 2 Morehead State 0

2007 - Cape Girardeau, Mo. (1-0-1)

Semifinals

No. 1 Southeast Missouri 1, No. 4 UT Martin 0

Championship

No. 1 Southeast Missouri 1, No. 2 Samford 1
(Southeast Missouri advances on penalty kicks)

2010 - Morehead, Ky. (0-1)

Semifinals

No. 3 Austin Peay 3, No. 2 Southeast Missouri 1

2011 - Cape Girardeau, Mo. (0-1)

Semifinals

No. 5 Morehead State 2, No. 1 Southeast Missouri 1

2012 - Martin, Tenn. (1-1)

Quarterfinals

No. 4 Southeast Missouri 1, No. 5 Belmont 0

Semifinals

No. 1 UT Martin 1, No. 4 Southeast Missouri 0

NCAA Tournament (0-1-1)

2006 - St. Louis, Mo. (0-1)

No. 17 Illinois 2, Southeast Missouri 0

2007 - Columbia, Mo. (0-0-1)

No. 23 Missouri 1, Southeast Missouri 1
(Missouri advances on penalty kicks)

OVC Tournament Breakdown

W-L-T Records by Location

Home	5-2-2
Away	2-4-1
Neutral	3-2-0

W-L-T Records by Opponent

Austin Peay	1-1-0
Belmont	1-0-0
Eastern Illinois	0-3-1
Eastern Kentucky	N/A
Jacksonville State	1-0-0
Morehead State	2-2-0
Murray State	1-1-0
Samford*	1-0-2
Tennessee Tech	1-0-0
UT Martin	2-1-0

All-Time Penalty Kick Results (1-3)

Nov. 10, 2002 (OVC Championship)
Eastern Illinois 4, Southeast Missouri 3

Nov. 7, 2003 (OVC Semifinals)
Samford 4, Southeast Missouri 1

Nov. 11, 2007 (OVC Championship)
Southeast Missouri 5, Samford 3

Nov. 16, 2007 (NCAA Tournament)
Missouri 2, Southeast Missouri 0




Nikki Edwards started 69 times and played 5,924 minutes in her career at Southeast.




SOUTHEAST MISSOURI STATE UNIVERSITY

Hayley Abbott 2009-12
 Abbie Albiets 2009
 Courtney Alexander 2006-07
Ashton Aubuchon.. 2010-present
 Chelsea Ballard 2010-11
 Ali Bauer 2009-12
 Molli Beard 2003-07
 Jessica Beckham 2007-08
 Carolyn Behnen 2000-01
 Lorie Bittle 2000
 Stephanie Bleau 1999-02
 Lauren Bozesky 2010-11
Jacey Boyko..... 2010-present
Ashley Brendel 2012-present
 Courtney Britt 1999
 Nicole Bussman 2005-08
 Cassie Brown 2006
Taylor Byrd 2010-present
Torey Byrd.....2011-present
 Rachel Compton 2010-11
Jenna Collingridge2012-present
 Lauren Costello 2004-07
 Jessie Crabtree 2011
 Jen Cross 2000-04
Kasey Crowden..... 2012-present
 Ashley DeRoy 2002-05
 Dana Eakins 1999
 Nikki Edwards 2008-11
 Gabrielle Eisenberg 2007-08
 Lauren Fabbro 2002
Storm French 2012-present
 Kristi Frick 2007-08
 Michelle Frossard 2001-04
 Amber Garner 2006-07
Ashley Geist..... 2012-present
 Marla Gianino 2001-04
 Kelly Goehring 2009-10
 Shona Goodwin 2008-11
 Beth Guccione 1999-01
 Ashley Grindstaff 2010-11
 Jenny Hamilton 1999-02
 Melanie Hamilton 2001
Amy Harrington 2012-present
 Erin Hartmann 2002-05
 Rachel Harrington 2006-08
 Vanessa Hart 2007-11
 Lauren Hauskins 2001-04
 Tami Hebert 1999-00
 Megan Hejlek 2002-05
 Valerie Henderson 2000-03
 Meg Herndon 2009-12

Rachel Hessenkemper 1999
 Caitlin Huber 2003-06
 Katie Huelsing 2001
 Christine Keim 2003
 Jessica Kaiz 2005-07
 Mary Kalinowski 2002-05
 Casey Kraft 2005-08
 Shayna Kremer 2007-08
 Alaina Lacopo 2004-07
 Lauren Lacopo 2006-09
 Courtney Luehmann 2009-12
Paige Luehmann 2012-present
 Emily Knowlton 2000
 Stephanie Kulavic 2006-09
 Kori Marchi 1999-02
 Angela Martinez 1999-00
 Megan Matter 2004-07
 Dee Mayer 2003
 Megan McGrath 2005-08
 Nicole Monks 2006
 Becky Naeger 1999-00
 Brooke Nett 1999-00
 Emily Newsham 2004
Stephanie Palmer .. 2010-present
 Lindsay Pickering 2005-07
 Diana Poovey 2001-04
 Heather Reding 2001-04
 Trisha Rhomberg 1999
 Ashley Runion 2007-10
 Margie Schaeffler 2004-07
 Bobbi Jo Schlick 2009-present
 Karen Schmitt 2000-02
 Blair Schuppan 2005-07
 Brigitte Schuppan 2009
 Lisa Schweppe 2002-05
Erin Shulman2011-present
 Erin Slattery 2001-04
 Katie Snelson 2008-09
 Carina Souza 2004
 Kristen Starkey 2009-present
 Nichole Thiele 1999-2001
 Taylor Thomas 2008-11
 Erika Todd 2000-03
 Jennifer Unrein 1999-02
 Melissa Vallera 1999-00
 Mabel Velarde 2008-09
Amy Ward 2010-present
 Jessi Wuellner 2003-06
 Julie Wunderlich 2000-03
 Amanda Wrzos 2002-04
 Lauren Zacheis 2001



LAUREN COSTELLO



MICHELLE FROSSARD

All-Time Letterwinners



SOUTHEAST MISSOURI STATE UNIVERSITY



THIS IS SOUTHEAST

IN THIS SECTION . . .

- » [About Southeast Missouri State University](#)
- » [Remembering Meg Herndon](#)



SOUTHEAST MISSOURI STATE UNIVERSITY

*The college experience of a lifetime. The job of your dreams.
A life that is amazing.*

That is what most students and parents want from a college education. At Southeast, we want the same for you. We want you to learn your profession, gain the experience or internship you need, and get that first paycheck!

The growing—and changing—student body has had an impact on everything and everyone. The physical changes of the campus are the most visible. Two new residence halls. The River Campus. The polytechnic building. An information commons in the library. And so on.

Students and faculty are experiencing change of a different kind. Classroom activity has reached a new level of productivity, as students are brighter and more prepared than ever. Enrollment is at an all-time high. The impact on the honors program has been dramatic with more students than ever choosing to participate in and complete the honors curriculum. The number participating tripled in five years!

All of this means that Southeast has become Missouri's most academically competitive regional university.

2009—InsideCollege.com experts single out our honors program as an effective way to make a large school seem smaller with a more personal approach to learning.

2010—Computer science receives prestigious national accreditation.

**Safest
Campus
in Missouri**

StateUniversity.com

2010—Southeast is named the safest campus in Missouri and among the safest in the nation by StateUniversity.com.



2010—Consumer watchdog group GetEducated.com ranks Southeast #1 on its list of "Top 10 Ranked Best Values Online MBAs—AACSB Accredited."



This is Southeast

This is Southeast

We have...

- ▶ Small classes with 98 percent of courses having fewer than 50 students
- ▶ Faculty with PhDs—not teaching assistants—who teach most classes
- ▶ More than 200 areas of study
- ▶ Wired (and wireless) classrooms and best-of-class technology
- ▶ Internships and real-world learning offered in 100 percent of programs
- ▶ Study abroad opportunities that take you almost anywhere


We are...

- ▶ NCAA Division I Athletics
- ▶ Listed among the Midwest's top universities
- ▶ One of the safest college campuses in the nation
- ▶ Conveniently located 115 miles south of St. Louis
- ▶ A medium-sized university with more than 11,000 students
- ▶ Comprised of ten colleges and schools

We provide...

- ▶ Choices in the University Studies (general education) classes
- ▶ Some of the newest residence halls in Missouri
- ▶ 150 organizations that keep you busy after class
- ▶ Each student with two advisors—academic and career
- ▶ Fraternities and sororities that are productive and fun
- ▶ One of a kind student aquatic center in one of our two recreation centers

2011—U.S. News & World Report names Southeast a "Best Midwest Regional University."



2011—For seven consecutive years, Princeton Review includes Harrison College of Business on its list of "Best Business Schools."



2011—Princeton Review again names Southeast as one of the "Best in the Midwest," representing only about 25 percent of the nation's four-year colleges.



2012—U.S. News & World Report lists both nursing and communication disorders on its list of top graduate programs in health.



SOUTHEAST MISSOURI STATE UNIVERSITY

Donald L. Harrison College of Business

Our increasingly popular business programs have made us one of the major colleges of business in the Midwest. The Donald L. Harrison College of Business is accredited by AACSB International—the gold standard of business school accreditation—an honor held by only 5 percent of institutions offering business degrees worldwide.

- ▶ Employers and students value our techno-savvy environment. In a recent survey of 98 nationally known business programs, Southeast ranked in the top 7 percent in learning to use and manage technology.
- ▶ Our entrepreneurial studies program is Missouri's most comprehensive, offering options for both BSBA and MBA degrees. The Douglas C. Greene Center for Innovation and Entrepreneurship is one of the most comprehensive entrepreneurship-focused university centers in the Midwest.
- ▶ Southeast students have access to more than 30 international exchange and study abroad opportunities in London, Paris, Spain, Portugal and North Africa.
- ▶ One hundred percent of our students have the opportunity to participate in internship programs with companies nationwide.
- ▶ Doctoral level professors make learning interactive with classrooms that have Internet, cable TV, direct satellite feed and electronic presentation capability.
- ▶ St. Louis employers rate the "St. Louis Interview Days" as the best recruiting event in which they participate in the Midwest.
- ▶ Our accounting curriculum prepares students for the Certified Public Accountant (CPA) and Certified Internal Auditor (CIA) designations. Students may go to work directly into an accounting field or go on to complete the 150 hours required by Missouri, and other states, to sit for the CPA examination. Our first-time pass rates on the CPA exam continue to be well above the national average.
- ▶ Business programs are housed in Dempster Hall, a wireless Internet environment featuring an electronic presentation lab and more than 400 networked computers with the latest software.



College of Education

If you are considering teaching as a profession, you are looking at the right university. For more than a century, Southeast has been preparing and sustaining some of the nation's brightest and best teachers. Moreover, we have a record of accomplishment to prove it.

- ▶ Most importantly, our education program is fully accredited by the National Council of Teacher Education (NCATE), which sets the highest standards for teacher education programs nationwide.
- ▶ The Missouri Department of Elementary and Secondary Education approved 28 initial teacher preparation programs and all 12 graduate programs.
- ▶ Because you begin assisting and observing in area classrooms starting in your first year, you accumulate more teaching practice and knowledge than graduates from other universities.
- ▶ The College of Education maintained national recognition through a rigorous review process from 11 specialized professional associations.
- ▶ Our counseling program is now one of only three in Missouri to be accredited by the Council for the Accreditation of Counseling and Related Educational Programs.



This is Southeast

College of Health and Human Services

Although there are diverse academic offerings in the College of Health and Human Services, all programs potentially lead to a career that significantly and positively impacts the lives of individuals and families.

- ▶ All nursing programs (nurse and nurse practitioner) are accredited by the Commission on Collegiate Nursing Education.
- ▶ The recreation program is accredited by the Council on Accreditation for Recreation, Park Resources and Leisure Services.
- ▶ The Communications Disorders program allows students to receive clinical experience with children and adults who have speech, language or hearing disorders.
- ▶ Aerospace Studies offers a path to leadership for those intending to pursue officer positions in the United States Air Force. During a summer field training course for the Professional Officer Corps, students experience survival training, aircraft and air crew orientation, physical training and the inner operations of an Air Force base.
- ▶ Our nationally accredited social work program requires students to complete 480 hours of field education under the supervision of experienced social workers.
- ▶ Southeast has a strong connection with the Law Enforcement Academy and has more than 30 years of partnerships in all branches of criminal justice at the federal, state and local levels. Our students intern with the U.S. Marshals Service; the ATF; the U.S. Secret Service; Federal Probation; Missouri Division of Probation and Parole; Missouri Youth Services and other law enforcement agencies.
- ▶ The dietetics program is accredited by the American Dietetic Association Commission. Our graduates have a success rate of nearly 100 percent on the national exam to become a registered dietitian.



College of Liberal Arts

An education in the liberal arts gives you broad-based training for careers in business, the arts, media, education and the legal profession.

- ▶ Southeast's mass communication program is accredited by the Accrediting Council on Education in Journalism and Mass Communications (ACEJMC). Only one other institution in Missouri has this elite accreditation. Our public relations program is one of only 28 institutions—none in Missouri—that holds certification by the Public Relations Society of America (PRSA). Only 12 other institutions in the world have recognition from both ACEJMC and PRSA for their mass communication program.
- ▶ Students can work at two campus radio stations (NPR affiliate KRCU 90.9 FM and KDMC 103.7), the *Arrow* student newspaper and "U2" cable television station.
- ▶ Our certified historic preservation program is one of a few U.S. programs that offer a four-year degree and is among a small number to have full membership in the National Council for Preservation of Education.
- ▶ During the last five years, Southeast's pre-law students have exceeded the national LSAT average score, and their placement rate in law school approaches 100 percent.
- ▶ Students majoring in philosophy have a 100 percent acceptance rate to graduate and law school.
- ▶ Our students make politics come alive by working on political campaigns and by serving as interns. Each year approximately 30 students from a variety of majors around the University travel to Washington, D.C. to conference with some of the nation's top scholars at the Center for Strategic and International Studies.





SOUTHEAST MISSOURI STATE UNIVERSITY

College of

Science, Technology and Agriculture

The foundation of success in Southeast's College of Science, Technology and Agriculture is a faculty of teacher-scholars supported by well equipped laboratories and the latest technology, which offer our students personalized study and research opportunities during their undergraduate studies.

- ▶ Our popular computer science bachelor's program is nationally accredited by the Computing Accreditation Commission of the Accreditation Board of Engineering Technology.
- ▶ Our popular marine biology program is one of the only inland programs in the U. S., creating an opportunity for students to combine a traditional college experience with the study of marine life because of our collaboration with the Gulf Coast Research Laboratory in Ocean Springs, Miss.
- ▶ Southeast's pre-med curriculum prepares students for the MCAT (Medical College Admission Test). Our students are accepted to medical school at a rate that is well above the national average.
- ▶ Our chemistry graduates consistently score at or above the 70th percentile on the Major Field Achievement Test in Chemistry.
- ▶ Our engineering physics program is nationally accredited by the Accrediting Board of Engineering and Technology (ABET), the sole accrediting body of engineering programs, which means that graduates of the program are eligible to become registered professional engineers.
- ▶ All of the bachelor of science programs in the Department of Industrial and Engineering Technology are nationally accredited.
- ▶ In addition to a 252-acre David M. Barton Agriculture Research Center, Agriculture students study at a 110-acre rice research station, a new irrigated turf plot facility, and a modern soil fertility laboratory.
- ▶ The School of Polytechnic Studies operates the 11,000-square-foot, climate-controlled Charles L. Hutson Horticulture Greenhouse.
- ▶ Our new cybersecurity program is the only one of its kind in Missouri. The U.S. Department of Labor estimates there will be 135,000 new jobs in this field by 2018—a 21 percent increase in Missouri alone.
- ▶ The innovative sustainable energy systems management major responds to world needs to address global warming, air pollution and ecosystem destruction.
- ▶ Southeast's pre-veterinary medicine program prepares students for admission to the College of Veterinary Medicine at the University of Missouri-Columbia.
- ▶ Mathematics faculty are actively involved in research and design projects of interest to students.



Graduates in science and mathematics enjoy a nearly **100%** placement rate.

This is Southeast

Earl and Margie Holland School of

Visual and Performing Arts

Classic beauty and modern technology converge at Southeast's River Campus—Missouri's only campus dedicated exclusively to art, dance, music and theatre. Overlooking the Mississippi River, a Cultural Arts Center and transformed Seminary Building are now home to the Earl and Margie Holland School of Visual and Performing Arts. With the coming of this magnificent facility, the number of new students planning to major in the visual and performing arts doubled in one year.

- ▶ Art students have five interconnected art studios for painting, drawing, printmaking, fibers and design plus two computerized looms, as well as two presses in the printmaking studio and a computer design lab with the latest hardware and software available.
- ▶ Students find internships and professional experience at the Berkshire Theatre Festival, the Lucille Lortel Theatre in New York, the McLeod Summer Theatre or the University of Connecticut Summer Theatre and more.
- ▶ In 2008, the Golden Eagles Marching Band performed at the Edinburgh Military Tattoo in Scotland becoming only the second American university marching band to perform there twice.
- ▶ In addition to performances throughout the season, featuring world famous guest artists, the Southeast Missouri Symphony Orchestra exchanged music as well as culture in China when they performed concerts in Shanghai and Beijing in 2009.
- ▶ The River Campus gives students the opportunity to show their work in a variety of first-class venues: the 950-seat Donald C. Bedell Performance Hall is a proscenium theatre with spacious stage and backstage areas. The 200-seat Wendy Kurka Rust Flexible Theatre can be configured in unlimited ways for "black box" productions. The 200-seat Robert F. and Gertrude L. Shuck Music Recital Hall features nearly perfect acoustics. A student/faculty art gallery features technology that allows for the display of 3-D animation, as well as painting, prints, ceramics and sculpture. The Rosemary Berkel and Harry L. Crisp II Museum has an interactive educational theatre, art gallery for changing exhibitions and a permanent display featuring southeast Missouri.



Living on Campus

Southeast offers students 11 residence halls from which to choose. Each room has Internet access and cable TV. Nine dining areas are available with a variety of options. And, with more than 150 diverse organizations, students find plenty of opportunities to get involved.





SOUTHEAST MISSOURI STATE UNIVERSITY



July 21, 1991-Sept. 20, 2012
"Impossible is Nothing"

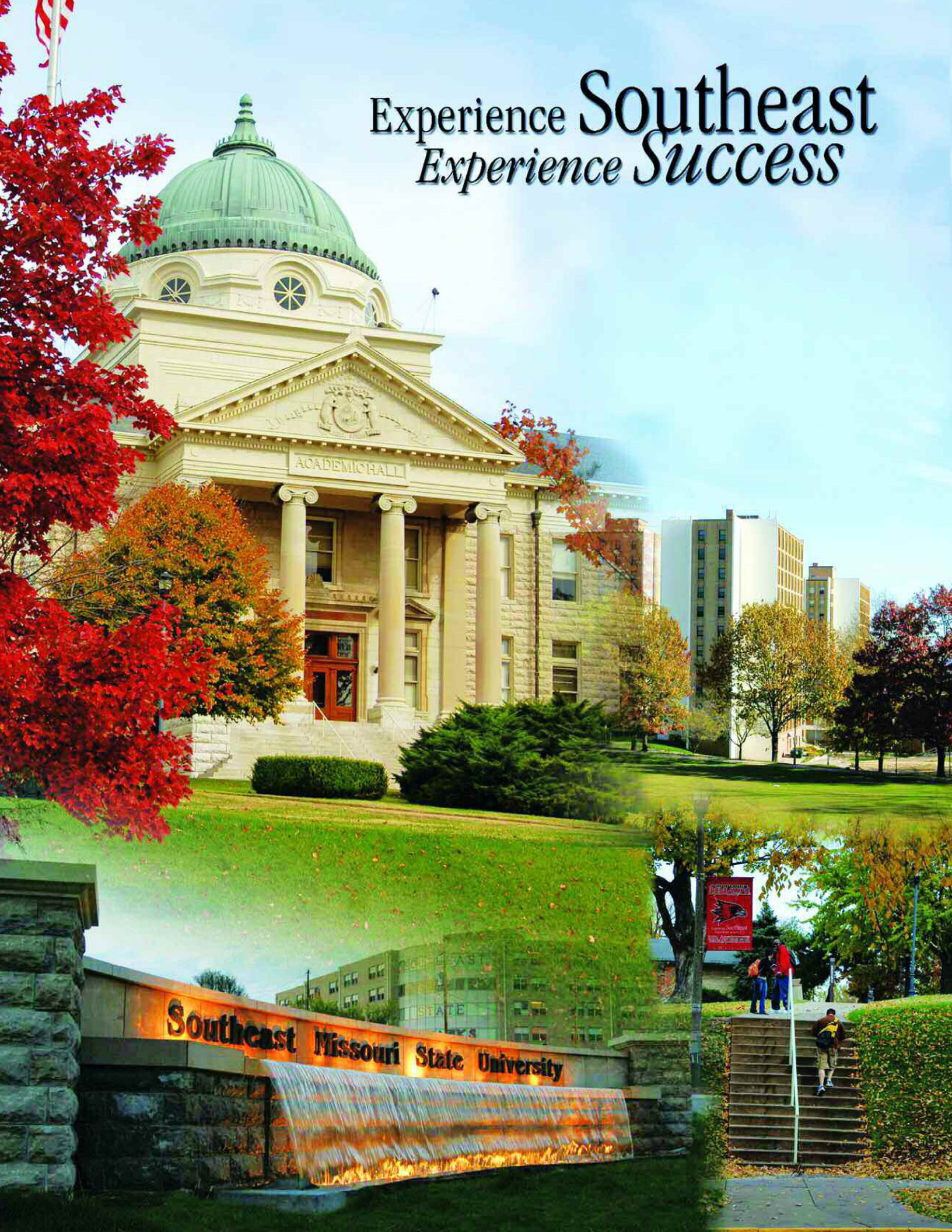
Meg Herndon began her senior season as a starting defender on the Southeast Missouri soccer team in 2012. Tragedy struck on Sept. 9 when Herndon was involved in an automobile accident that took her life.

"Impossible is nothing" was the mantra Herndon lived her life by, one that she put into practice at Southeast. She balanced her demanding soccer schedule with a rigorous academic curriculum. She stepped onto the field in 55 matches during her career, starting 39 of those contests. Off the field, Herndon was a nursing major who was placed on the OVC Commissioner's Honor Roll three times. She was also a three-time Southeast Scholar-Athlete.

The Redhawks are honoring Herndon by retiring her No. 2 jersey during their alumnae match on Sept. 20, exactly one year following her passing. Efforts are underway to endow a scholarship in her name at Southeast. For more information on how you can donate, contact the Southeast Missouri University Foundation at www.semo.edu/foundation.

Remembering Meg Herndon

Experience Southeast *Experience Success*





SOUTHEAST MISSOURI STATE REDHAWKS 2013 SOCCER SCHEDULE

AUG. 13 • 6:30 P.M. • SAINT LOUIS (EX.)
AUG. 16 • 6:30 P.M. • LIPSCOMB (EX.)
AUG. 17 • 6:30 P.M. • MISSOURI S&T (EX.)
AUG. 23 • 6 P.M. • NEBRASKA
AUG. 25 • 1 P.M. • UMKC
AUG. 30 • 6:30 P.M. • MISSOURI
SEPT. 6 • 6:30 P.M. • ARKANSAS STATE
SEPT. 13 • 4 P.M. • ILLINOIS STATE
SEPT. 15 • 1 P.M. • DRAKE
SEPT. 27 • 3 P.M. • MURRAY STATE*
SEPT. 29 • 2 P.M. • AUSTIN PEAY*
OCT. 4 • 6:30 P.M. • LINDENWOOD
OCT. 6 • 1 P.M. • JACKSONVILLE STATE*
OCT. 11 • 3 P.M. • EASTERN KENTUCKY*
OCT. 13 • 12 P.M. • MOREHEAD STATE*
OCT. 18 • 6:30 P.M. • BELMONT*
OCT. 20 • 1 P.M. • TENNESSEE TECH*
OCT. 25 • 6:30 P.M. • SIU EDWARDSVILLE*
OCT. 27 • 1 P.M. • EASTERN ILLINOIS*
NOV. 1 • 7 P.M. • UT MARTIN*
NOV. 7-10 • OVC TOURNAMENT

* CONFERENCE GAME

HOME GAMES PLAYED AT THE MISSOURI
NATIONAL GUARD FIELD AT HOUCK STADIUM
GOSOUTHEAST.COM

