



SOUTHEAST MISSOURI STATE REDHAWKS • 2013-14  
**WOMEN'S BASKETBALL GUIDE**





# Southeast

Missouri State University™

## Located

- ▶ Cape Girardeau, Mo.

## Enrollment

- ▶ 11,729

## Class Size

- ▶ Small classes with 98 percent of courses having fewer than 50 students

## Academic Programs

- ▶ More than 200 areas of study including business, education, nursing, agriculture, science and technology, visual and performing arts

## Athletics

- ▶ 15 NCAA Division I Teams





## Table of Contents

### Intro to Redhawk Basketball

|  |       |
|--|-------|
| Media Information.....                 | 2-3   |
| Show Me Center.....                    | 4-5   |
| Experience Redhawk Basketball.....     | 6-7   |
| Success Center.....                    | 8-9   |
| Sports Medicine.....                   | 10    |
| Strength & Conditioning.....           | 11    |
| President Dr. Kenneth W. Dobbins.....  | 12-13 |
| Director of Athletics Mark Alnutt..... | 14-15 |
| Athletics Staff.....                   | 16-17 |
| Mission Statement.....                 | 18    |

### Season Preview

|                                    |       |
|------------------------------------|-------|
| Season Outlook.....                | 20-21 |
| Numerical/Alphabetical Roster..... | 22    |
| Radio/Television Roster.....       | 23    |
| Calendar Schedule.....             | 24    |

### Coaching Staff

|                                    |       |
|------------------------------------|-------|
| Head Coach Ty Margenthaler.....    | 26-27 |
| Assistant Coach Ben Coomes.....    | 28    |
| Assistant Coach Heather Ezell..... | 29    |
| Assistant Coach LaToya Howell..... | 30    |
| Support Staff.....                 | 30    |

### Player Profiles

|                          |       |
|--------------------------|-------|
| Returns.....             | 32-38 |
| Returner Statistics..... | 39-41 |
| Newcomers.....           | 42-44 |

### Year in Review

|                               |       |
|-------------------------------|-------|
| 2012-13 Final Statistics..... | 46-50 |
| 2012-13 Box Scores.....       | 51-58 |

### Opponents

|                |       |
|----------------|-------|
| Opponents..... | 60-66 |
|----------------|-------|

### This is the OVC

|                                   |       |
|-----------------------------------|-------|
| OVC History.....                  | 82-86 |
| OVC Members.....                  | 87    |
| 2012-13 OVC Final Statistics..... | 88-93 |
| 2014 OVC Tournament.....          | 94    |

### Records & History

|  |         |
|--|---------|
| Honors & Awards.....                   | 96-97   |
| Records.....                           | 98-101  |
| 1,000 Point Club.....                  | 102     |
| Year-by-Year Records.....              | 103     |
| Yearly NCAA Division I Statistics..... | 104     |
| Yearly NCAA Division I Leaders.....    | 105-107 |



|   |         |
|---|---------|
| All-Time Results.....                     | 108-113 |
| All-Time vs. Opponents.....               | 114     |
| Series History vs. 2013-14 Opponents..... | 115-118 |
| Postseason History.....                   | 119     |
| All-Time Letterwinners.....               | 120     |

### This is Southeast

|                             |         |
|-----------------------------|---------|
| University Section.....     | 122-127 |
| Classroom on the Court..... | 128     |

### Credits

The 2013-14 Southeast Missouri Women's Basketball Guide was written, edited and designed by Assistant Sports Information Director Chad Twaro. Cover design and additional graphics assistance provided by Tonya Wells and Krista Mayfield. Photography by Marcus Painton, Josh Russell, Aaron Eisenhower, Marc Mahnke, Keith Hente, Pat Patterson, Fred Lynch and Dennis Hubbard. Additional assistance by sports information assistant Sean Stevenson. Special thanks to opposing school sports information directors for submitting information to the opponents section of this publication.





# SOUTHEAST MISSOURI STATE UNIVERSITY

## Credentials

Credentials are required for entrance to the Show Me Center. To request season or single-game credentials, please contact Southeast Missouri Sports Information Director Jeff Honza by phone (573) 651-2933 or email [jhonza@semo.edu](mailto:jhonza@semo.edu). Credentials can be picked up at the NCAA pass gate inside the main entrance of the Show Me Center.

## Press Row

Media will be issued assigned seats courtside on the north side of the Show Me Center. Press row is reserved for working media. Professional decorum is expected at all times. Cheering or outward expression is strictly prohibited.

## Photographers

Photographers working the floor level at the Show Me Center are required to shoot from behind the dash lines along the baselines and must sit on the floor in those areas. The Sports Information Director may identify other positions off the court where photographers may work, provided the view is not blocked for fans. At no time may photographers work directly from behind the official scorer's table and team benches, and in front of any courtside signage. No tripods may be placed on or beside the court.

## Postgame Interviews

All interview requests for Southeast student-athletes must be made to a member of the Southeast sports information staff prior to the end of each game. Student-athletes will be escorted to postgame press conferences in the front meeting rooms of the Show Me Center. Media representatives are not allowed in the dressing room areas. Redhawks head coach Ty Margenthaler will address the media during press conferences after every game and the opposing head coach will be invited upon request. Margenthaler will join press conferences immediately following his postgame radio obligation with the Redhawks Radio Network.

## Basketball Email List

If you would like to be added to the Southeast Missouri women's basketball email list to receive breaking news about the team, please email Jeff Honza. The official website, [GoSoutheast.com](http://GoSoutheast.com), is the best source for up-to-date information about the team.

## Weekly Interviews

All Southeast Missouri women's basketball practices are open to the media. Interviews will be conducted before all practices. Please contact the Sports Information Office to verify practice times and locations.

## Redhawks Radio Network

Southeast Missouri has a new flagship station. All Redhawk men's basketball games will be broadcast live on the radio at ESPN 1220 AM and online at [GoSoutheast.com](http://GoSoutheast.com). Games can also be heard on

KMAL 1470 AM, which is currently the only 100,000-watt station in the Ohio Valley Conference. Erik Sean is in his 14th year as the "Voice of the Redhawks." Sean is the Director of Sports Operations for Mississippi River Radio's eight radio stations in Cape Girardeau. He is an 11-time winner of the Missouri Broadcasters Association's Play-by-Play Award and three-time winner of the MBA's Sports Award. Sean will be assisted Todd Bonacki and Jess Bolen this year.

## Radio Network Affiliates

ESPN 92.9 FM (KLSC).....Cape Girardeau, Mo.  
ESPN 1220 AM (KGIR)\*\* ....Cape Girardeau, Mo.  
ESPN 1470 AM (KMAL).....Malden, Mo.  
102.9 FM K103 (KEZS)..Cape Girardeau, Mo.

\*\*Flagship



SOCIAL MEDIA



[Facebook.com/GoSoutheast](https://Facebook.com/GoSoutheast)



[@GoSoutheast](https://twitter.com/GoSoutheast)  
[@SEM0Hoops](https://twitter.com/SEM0Hoops)



[Pinterest.com/GoRedhawks](https://Pinterest.com/GoRedhawks)



[YouTube.com/GoSoutheast Redhawks](https://YouTube.com/GoSoutheastRedhawks)

## Visiting Radio

Visiting radio stations are required to make requests at least one week in advance. The Redhawks Radio Network provides a courtesy phone line for the official station of all opponents. Other stations will be charged a rights fee and must order telephone lines from the University Telecommunication Services by calling (573) 651-2575.

## Parking

There is no designated parking for visiting media at the Show Me Center. Parking is on a first-come, first-serve basis, so please arrive early.

## Wireless Internet

The Show Me Center is equipped with wireless internet. Please see a member of the Southeast sports information staff for login information.



### Southeast Missouri Sports Information


One University Plaza MS 0200  
Cape Girardeau, MO 63701

**Phone:** (573) 651-2294

**Fax:** (573) 651-2810

**Press Row:** (573) 651-5014

**Website:** GoSoutheast.com



Jeff Honza  
Director



Sean Stevenson  
Assistant



### 2013-14 Sport Assignments

#### Jeff Honza, Director

Football, Men's Basketball, Softball,  
Women's Tennis

**Office:** (573) 651-2933

**Cell:** (618) 528-1145

**Email:** jhonza@semo.edu;  
redhawk1@me.com

#### TBA, Assistant Director

Secondary Football Contact,  
Women's Soccer, Women's Basketball,  
Gymnastics, Outdoor Track & Field

**Office:** (573) 651-2937

#### Sean Stevenson, Assistant

Cross Country, Volleyball,  
Indoor Track & Field, Baseball

**Office:** (573) 651-2294

**Cell:** (314) 620-0855

**Email:** sstevenson@semo.edu

### OVC Teleconferences

Monthly teleconferences for Ohio Valley Conference men's basketball coaches will be held on the following dates this year: Jan. 8 (Wednesday); Feb. 5 (Wednesday); Mar. 3 (Monday prior to the OVC Tournament). The calls begin at 10 a.m., CT, with Southeast head coach Ty Margenthaler scheduled at 10:30 a.m. Please contact Kyle Schwartz at (615) 371-1698 for more information on how to participate.

### OVC Digital Network

Fans can watch all of Southeast Missouri's home basketball games free of charge online at *OVCDigitalNetwork.com*. KFVS12 will produce the Redhawks home football webcasts this season.



# GOSOUTHEAST.COM







# SOUTHEAST MISSOURI STATE UNIVERSITY



The 7,000-seat Show Me Center (SMC) is the home of the Southeast Missouri State University men's and women's basketball teams. Additionally, the Show Me Center is the entertainment, and meeting hub for

the 250,000 residents of the tri-state region.

The facility first opened its doors in the summer of 1987 and celebrated its 25th Anniversary during the 2012-13 season.

The Show Me Center has served Southeast Missouri State University, the

City of Cape Girardeau, and the citizens of Southeast Missouri, Southern Illinois, and Western Kentucky by providing quality concerts, sporting events, top-notch family entertainment, and a first-rate banquet, convention, and meeting facility.

The facility is a joint-venture of Southeast Missouri State and the City of Cape Girardeau. The combined SMC and Student Recreation Center, which received a complete renovation and expansion in 1999, were originally built at a cost of \$18 million.

The building houses the Redhawks men's and women's locker rooms, which have been completely remodeled. New basketball offices on the north side of the SMC were completed during the fall of 2003. Most recently, a new portable floor and goals were purchased before the 2011-12 season.

The Student Recreation Center is adjoined to the Show Me Center, and it houses the Redhawks' practice facilities. The center has five full basketball courts



*Show Me Center*



## Show Me Center

(including two hardwood courts), a large weight room, six racquetball courts, an indoor track, two cardiovascular equipment areas, a climbing wall, two multipurpose rooms, and full locker rooms. The new Student Aquatic Center, which opened in December 2007, features a four-lane lap pool, a recreational pool with a rock wall and zip line, hot tub and locker rooms.



### Largest Show Me Center Crowds (Women's Basketball)

| <u>Attendance</u> | <u>Date</u> | <u>Opponent</u>    | <u>Result</u> |
|-------------------|-------------|--------------------|---------------|
| 7,064             | 3/23/91     | North Dakota State | L, 74-81      |
| 6,640             | 3/22/91     | Norfolk State      | W, 85-52      |
| 6,607             | 1/22/05     | Austin Peay        | W, 84-52      |
| 4,023             | 3/16/91     | Cal-Poly Pomona    | W, 82-52      |
| 3,844             | 2/3/01      | Tennessee State    | W, 95-84      |
| 3,669             | 1/14/99     | Murray State       | W, 78-59      |
| 3,385             | 2/23/99     | Murray State       | W, 66-60      |
| 3,855             | 2/20/00     | Eastern Illinois   | W, 101-86     |
| 3,850             | 2/17/01     | Eastern Illinois   | L 47-70       |
| 3,344             | 1/13/01     | UT Martin          | W, 79-66      |
| 2,982             | 2/18/89     | Central Missouri   | L, 65-72      |







# SOUTHEAST MISSOURI STATE UNIVERSITY



*Experience*



*This is Redhawk Basketball*



*This is Redhawk Basketball*



*Redhawk Basketball*



**SOUTHEAST MISSOURI  
REDHAWKS™**

**2013-14 WOMEN'S BASKETBALL GUIDE**





# SOUTHEAST MISSOURI STATE UNIVERSITY



**T**he Redhawk Success Center offers Southeast Missouri student-athletes a place to study and develop as students and campus leaders.

It is located in the Student Recreation Center, just south of Houck Stadium. The Redhawk Success Center offers a computer lab with 18 work terminals, study areas and rooms for group meetings.

The area is under the guidance of Director of Academic Services Sharon Burgard, Assistant Courtney Lawson and Graduate Assistants Emily Obergonner and Caitlin Bamberger.

The beautiful facility has enhanced the outstanding work in the classroom already enjoyed by Southeast student-athletes. Last year, the Redhawks combined for a 3.12 cumulative grade point average in the fall and spring semesters. Over 60 percent of all student-athletes recorded a 3.0 or higher GPA. Thirteen of Southeast's 15 intercollegiate athletic teams recorded a team GPA over 3.0. The gym-

nastics team posted the best overall mark with a 3.85. In all, 16 student-athletes achieved a perfect 4.0 GPA.

Tutors are available for all student-athletes as needed. In addition, both attendance and academic progress is monitored through regular checks with faculty.

A special course is required for all first time student-athletes at Southeast. The course, which offers three credit hours, is part of a comprehensive program developed to address study skills and life skills topics, and thus, enhance retention and academic success for student-athletes.

Entering student-athletes are evaluated for academic preparedness and assigned to appropriate categories. Student-athletes can also receive individualized academic programs which include meeting with a mentor bi-weekly to discuss academic progress.

The Success Center staff works to get athletes involved in campus and community projects, as well. This is done to provide a support structure and greater opportunity for academic success. Through the

NCAA's CHAMPS/Life Skills Program, the Success Center gives student-athletes personal and professional skills in order to facilitate successful and productive futures.

## 2012-13 Notables

- Southeast Missouri finished third in the OVC Commissioner's Cup for the 2012-13 school year. The third-place finish was the Redhawks highest in school history. Southeast accumulated a total of 104.25 points in the overall voting.
- Southeast student-athletes combined for a 3.12 cumulative grade point average in the fall and spring semesters. A total of 192 student-athletes recorded a 3.0 or higher GPA, accounting for 60 percent of all student-athletes. Sixteen Redhawks earned a perfect 4.0 GPA in 2012-13.
- In all, 63 student-athletes received their degrees, including 15 in the fall and 48 in the spring.



## *Success Center*

- The Redhawks won four academic team awards and had five CoSIDA/Capital One Academic All-District selections in 2012-13. The gymnastics team was second in the nation with a 3.73 GPA in the National Association of Collegiate Gymnastics Coaches/Women; the women's cross country team earned United States Track and Field and Cross Country Coaches Association All-Academic honors after ranking fifth in the nation with a 3.72 GPA; the men's cross country team ranked 11th in the nation with a 3.48 GPA to earn USTFCCCA All-Academic honors; and the women's soccer team won a National Soccer Coaches Association of America team academic award after ranking 13th in the nation with a 3.55 GPA.



- Southeast's football, women's soccer and women's tennis teams won the OVC Team Sportsmanship Award. Southeast's three sportsmanship awards tied for most in the conference in 2012-13.

## *Academic Excellence*

- Southeast's women's gymnastics team earned an NCAA Public Recognition Award for academic performance. The gymnastics team posted a perfect 1,000 score and won the award for the third-straight year. Eight other Redhawk teams, including volleyball, men's cross country, women's cross country, women's tennis, women's outdoor track, women's indoor track, women's soccer and baseball also exceeded the national average in multi-year APR (974).
- Thirteen of Southeast's 15 teams achieved a cumulative grade point average over 3.0, including all 10 women's programs.







# SOUTHEAST MISSOURI STATE UNIVERSITY



**P**revention. Treatment. Rehabilitation. Education. Those are the four primary phases of athletic training, and the Southeast Missouri athletic training staff strives to fulfill all of those areas when working with student-athletes on a daily basis.

Southeast student-athletes are offered the best care possible by the athletic training staff. Head Athletic Trainer Alfred Castillo directs the Sports Medicine department which includes four full-time athletic trainers, six graduate assistants and several student assistants. The staff serves student-athletes around-the-clock at numerous facilities on campus.

The athletic trainers begin treatments and rehabilitation starting as early as 6 a.m., and are available until the last student-athlete is through. There are currently four athletic training facilities on campus. The staff treats out of the Rosen-garten Athletic Complex, where the primary training room is located. There are two other satellite athletic training rooms, including one at Houck Field

House and one at the Show Me Center.

The Southeast athletic training rooms are equipped with stationary bikes, hand weights, therapeutic modalities and the latest physical therapy equipment. Each component is strategically designed to not only give the student-athlete the best care, but also to aid in returning to competition as quickly as possible.

Southeast Athletic Training has strong working relationships with local physicians and two hospitals in Cape Girardeau. It is from these hospitals that the Athletic Training department is assisted by four orthopedic physicians.

The Southeast Athletic Training program prides and commits itself to providing the best comprehensive, personalized and efficient healthcare to its student-athletes. Delivery of healthcare focuses on the prevention and management of athletic-related injuries or illnesses, while adhering to the National Athletic Trainers' Board of Certification Standards of Professional Practice. Our high quality of athletic healthcare is provided in combination with the education of athletic training students.





## Strength & Conditioning



Southeast Missouri's Strength and Conditioning program is committed to developing the total student-athlete through their experiences within a competitive training environment.

This will be accomplished by focusing on reducing the risk of injury and maximizing athletic potential through individual evaluation and program design.

### Training Principles for Southeast Athletes:

#### 1. Reduce the risk of injuries

- If a student-athlete is injured, he/she will not be able to compete at practice or games.

#### 2. Ensure the athletes are optimally prepared to compete

- It is our responsibility to best manage all stressors that are placed on the student-athletes body in order to achieve the best results on the playing field.

#### 3. Maximize athletic ability

- We challenge each athlete, both physically and mentally, in order to achieve optimal results.

### Exercises for Southeast Athletes are based on the following Principles:

#### 1. Ground Based Movements

- Athletes compete with their feet on the ground, and therefore, should train that way. The ability to produce force against the ground determines how fast athletes can run and how high they can jump.

#### 2. Three-Dimensional Movements

- Athletes must be able to stabilize themselves in all planes of movement. A fancy way of saying we use free weights ( barbells/ dumbbells vs. machines).

#### 3. Multi-Joint Movements

- Very rarely in sport do athletes isolate one single joint at a time. Athletes can train more muscle mass at the same time.

The Southeast Missouri Strength and Conditioning program is under the direction of Ryan Johnson.

Redhawk student-athletes use various training facilities located inside the Student Recreation Center South.







# SOUTHEAST MISSOURI STATE UNIVERSITY



**D**r. Kenneth W. Dobbins became the seventeenth president of Southeast Missouri State University on July 1, 1999 after serving as the University's Vice President of Finance and Administration from 1991 to 1993, and Executive Vice President from 1993 until his appointment as president. He previously held several positions in higher education administration at Kent State University in Ohio.

During his tenure at Southeast, academic programs have been enhanced including the establishment of the College of Science, Technology, and Agriculture and the Earl and Margie Holland School of Visual and Performing Arts which opened in Fall 2007 on the new River Campus. A comprehensive review of all academic and non-academic programs has been accomplished to maintain quality and minimize student fee increases in the face of significant state appropriation reductions. Southeast continues to be recognized nationally for many of its outstanding accredited academic programs. For the ninth year in a row, Princeton Review recognized the Master of Business Administration program on its list of "Best Business Schools." GetEducated.com listed Southeast #1 on the list of "Top 10 Ranked Best Values Online MBAs-AACSB-Accredited";

Southeast is recognized in the top tier of the Midwest best regional universities in U.S. News Best Colleges for 2013; and Southeast was again named among the "Best in the Midwest" by Princeton Review. Additionally, StateUniversity.com ranked Southeast the safest public college campus in Missouri, Military-friendlyschools.com lists Southeast among the top schools that embrace veterans as students, and recent freshmen survey data indicate that new students applied only to Southeast at a rate three times the national average.

Enrollment has increased significantly since a 20-year-low in 1994 when some 7,900 students attended Southeast. In Fall 2005, enrollment topped 10,000 for the first time, and stood at more than 11,700 in 2012. Additionally, record enrollments in higher education have occurred in the University's 25-county service region during his tenure due to the establishment of new regional campuses in Sikeston and Kennett and a higher education center at Perryville serving place-bound students in and near those rural communities.

During Dr. Dobbins' presidency, more than \$300 million in capital construction and building improvement projects have enhanced the University. The Seabaugh Polytechnic Building and the \$58 million River Campus were constructed. Additionally, The Douglas C. Greene Center for Innovation and Entrepreneurship to promote entrepreneurship and enhance the region's economy opened on the campus in 2005; Southeast dedicated its new, state-of-the-art David M. Barton Agriculture Research Center in 2009; two new 300-bed residence halls were constructed in 2002 and 2009; and the University currently is in the midst of more than \$90 million in capital renovation for maintenance and repair projects including the renovation of the historic 107-year-old Academic Hall, the remodeling and up-

grades to the Magill and Rhodes sciences complex, a new residence hall on the north end of campus, and a new classroom/residence hall building at the River Campus.

Dr. Dobbins has served a two-year term as president of the Missouri Council on Public Higher Education (COPHE), the organization for presidents and chancellors of Missouri's public colleges and universities, and is the senior member of the organization. In 2007, he was selected to serve a three-year term on the American Association of State Colleges and Universities (AASCU) Board of Directors, an organization which represents over 420 U.S. public college and university members and more than 3.7 million students or 56 percent of the enrollment at all public four-year institutions. He was elected Secretary-Treasurer of the organization in 2008, chaired the organization in 2010-2011, and currently serves on the executive committee as past chair of the AASCU Board. Also, for the past nine years, he has served as one of four faculty members for the week-long AASCU New Presidents' Academy, and currently chairs the Finance Committee of the American Academic Leadership Institute. He previously served three years as president of the Ohio Valley Conference and is currently a member of the Conference finance subcommittee. In addition, he is a vice president of the executive board of the Greater St. Louis Council, Boy Scouts of America, and was elected by local council associates to serve on the National Council, Boy Scouts of America. In 2010, he was awarded the Silver Beaver Award, the highest honor bestowed upon a Boy Scout volunteer by a council.

He earned his B.S. degree in accounting from the University of Akron (Ohio) in 1971 and served as a commissioned officer and civilian executive in the U.S. Air Force for almost 10 years. He received the M.B.A. degree in 1979 from Old

*President Dr. Kenneth W. Dobbins*



## *President Dr. Kenneth W. Dobbins*

Dominion University (Virginia), and the Ph.D. in higher education administration in 1987 from Kent State, where in 2011, he was awarded the Alumni Leadership Award for the College of Education, Health and Human Services Annual Hall of Fame Awards. He is also a Certified Public Accountant in Ohio.

Dr. Dobbins and his wife, Jeanine Larson Dobbins, Founder and Director Emeritus of the Missouri Statewide Early Literacy Intervention Program based at Southeast, have a son, Paul, and a daughter-in-law, Stacey, who are both Southeast graduates, and two grandsons, Lincoln Kenneth and Brady Larson Dobbins.



### Board of Regents



**Doyle L. Privett**  
President



**Kendra Neely-Martin**  
Vice President



**Donald "Brad" Bedell**




**Daren Todd**



**Tom M. Meyer**



**Jay Knudtson**



**Kevin J. Magnan**  
Student Representative





# SOUTHEAST MISSOURI STATE UNIVERSITY



The Southeast Missouri State University Department of Athletics is on the rise under the leadership of Mark Alnutt.

Alnutt is in his second year at Southeast after officially taking over as Director of Athletics on April 19, 2012.

When Alnutt speaks, you will often hear him say, "academic excellence," "social development," "competitive success," and the "I-55 Corridor." The first

three are the core values of Southeast's mission, and the latter is the stretch between St. Louis and Memphis which is so important from a branding, recruiting and fundraising standpoint. Alnutt successfully hit all of those areas among other things over the course of a productive 2012-13 campaign.

Academically, Southeast student-athletes combined for a 3.12 cumulative grade point average in the fall and spring semesters. A total of 192 individuals recorded a 3.0 or higher GPA, accounting for 60 percent of all student-athletes. Thirteen of the Redhawks 15 teams achieved a cumulative grade point average over 3.0, including all 10 women's programs.

In line with academics, Alnutt constantly encourages Southeast coaches and student-athletes to be visible in the community. Student-athletes logged over 1,000 hours of community service in such projects like Pink Up Cape, Feed My Starving Children, Project Homeless Connect and Cape Girardeau Adopt-A-

Street last year.

Competition wise, the Redhawks placed third in the Ohio Valley Conference Commissioner's Cup, earning their highest finish in the history of the award. The women's track & field team captured the OVC Indoor Championship and the volleyball team won the OVC West Division. Southeast's men's basketball team finished second in the OVC West Division and turned in its first winning season since 2004-05, as well.

Alnutt was the driving force behind securing the first-ever NCAA football game at the new Busch Stadium in St. Louis. Longstanding regional-rivals Southeast Missouri and Southern Illinois will meet in that matchup on Sept. 21, 2013.

Total giving to athletics also increased by more than 12 percent under Alnutt. As a result, the department raised over \$350,000 through various fundraising initiatives.

Alnutt launched the inaugural Redhawks Road Trip which served as a series of outreach events to give fans, alumni, supporters and community members the opportunity to meet coaches, student-athletes and administration from Southeast Athletics. Stops were made at a number of different locations along the "I-55 Corridor" from May to June.

Prior to accepting his first job as Director of Athletics, Alnutt served as the Senior Associate Athletics Director at the University of Missouri.

Alnutt was the administrative liaison for football; supervised track and field, cross country, gymnastics and golf; spearheaded the department's project management team; served as the primary point person for the Athletic Department, overseeing all aspects of facility project master planning, development, management and implementation; and was involved with external department operations, including



*Director of Athletics Mark Alnutt*



## *Director of Athletics Mark Alnutt*

development, game operations, marketing, media relations, Mizzou Sports Properties and ticket operations.

Alnutt also managed postseason travel arrangements for each of the University of Missouri's 20 intercollegiate sport programs. He oversaw Missouri's Nike contract, the Big Wheels and Flying Tiger programs and the department's relationship with Old Hawthorne Golf Club. In 2009, he managed a \$5 million video board project through the University of Missouri Sports Complex with the centerpiece being a new board at Faurot Field. He also oversaw the design and construction of the new Golden Girls/Gymnastics practice facility in the fall of 2011. Alnutt was actively involved in the solicitation and stewardship efforts of capital gift giving, as well.

Alnutt spent six years at the University of Missouri as director of football operations, adding an assistant athletic director title prior to the 2005-2006 season. In that role, his duties included coordinating the team's travel plans, overseeing the football budget, handling compliance issues, scheduling of facilities, assisting with recruiting operations and managing the day-to-day operations of the football program.

He coordinated public relations and community service events for football, and oversaw all organizational aspects for the University of Missouri's trips to the 2003 and 2005 Independence Bowl games played in Shreveport, La. He also represented the football program as part of the design team that planned the \$16 million expansion and renovation project which turned the Tom Taylor Building into the Missouri Athletics Training Complex.

Alnutt was a three-year letterman for the University of Missouri as a linebacker and tight end from 1993-1995 and was voted the team's champion of the year as a senior. He earned a degree in sociology in 1995 and went to work for Major Brands



as a senior salesman in Kansas City from February 1996 to August 1997. He returned to the University of Missouri to pursue a master's degree in public administration with an emphasis on sports psychology. He joined the Missouri football staff in 1998 as an administrative/video graduate assistant. Alnutt completed his master's degree in May 2000 and took over as director of football operations that August.

A native of Kansas City, Alnutt served as president of the board of directors for Big Brothers/Big Sisters of Boone County and was selected to participate in the 2002-2003 NCAA Leadership Institute for Ethnic Minority Males. In June 2005, he was recognized by Columbia Business Times as one of the Columbia's 40-Under-40 business leaders for his work in the community.

He has participated in the Division I-A Athletic Director's Institute, attended the NACDA Mentoring Institute and chaired

the NCAA Women's Gymnastics committee. In 2010, he was the recipient of an Outstanding Chancellor's Staff recognition and the Barbara S. Uehling Award for Administrative Excellence at the University of Missouri.

More recently, Alnutt was selected to serve a four-year term on the NCAA Minority Opportunities and Interests Committee, effective Sept. 1, 2013.

The NCAA Minority Opportunities and Interests Committee (MOIC) was formed by the Association in January 1990 to review issues related to the interests of ethnic minorities and women. These issues focus on the education and welfare of minority student-athletes, as well as the enhancement of opportunities for ethnic minorities and women in coaching, athletics, administration, officiating and the NCAA governance structure.

Alnutt and his wife, the former Kate Hankins, are the parents of four children, Jaren, Kinleigh, Mason and Aidan.







# SOUTHEAST MISSOURI STATE UNIVERSITY



**Cindy Gannon**  
Senior Associate Director of  
Athletics/Senior Woman  
Administrator




**Rachel Blunt**  
Assistant Director of  
Athletics for Compliance




**Nate Saverino**  
Assistant Director of  
Athletics for External Affairs



**Sara Cummings**  
Administrative  
Assistant



**Elizabeth Maldonado**  
Director of Business  
Operations



**Marcia Hendrix**  
Assistant Ticket Manager/  
Insurance




**Barb Kinsey**  
Administrative Assistant  
for Development



**Alfred Castillo**  
Head Athletic  
Trainer




**Ryan Johnson**  
Strength & Conditioning  
Coach



**Jeff Honza**  
Sports Information  
Director



**Kent Phillips**  
Coordinator of Facilities  
& Event Management




**Sharon Burgard**  
Academic Services  
Coordinator




**Beth Easter**  
Faculty Athletics  
Representative



**Courtney Lawson**  
Academic Services  
Assistant



**Maria Dominguez**  
Assistant Athletic  
Trainer




**Ben Fox**  
Assistant Athletic  
Trainer



**Amanda Martin**  
Assistant Athletic  
Trainer



**Christopher Brown**  
Assistant Director  
of Compliance



**Steve Bieser**  
Head Baseball  
Coach



**Dickey Nutt**  
Head Men's  
Basketball Coach



**Ryan Lane**  
Head Cross Country  
Coach/Assistant Track &  
Field Coach



**Tony Samuel**  
Head Football  
Coach



**Kristi Ewasko**  
Head Women's  
Gymnastics Coach



**Heather Nelson**  
Head Soccer  
Coach



**Lana Richmond**  
Head Softball  
Coach



**Eric Crumpecker**  
Head Track & Field  
Coach



**Julie Yankus**  
Head Volleyball  
Coach






## *Athletics Staff*




**Kodie Bennett**  
Cheerleading  
Coach



**Tatianna Parham**  
Sundancers  
Coach




**Dillon Lawson**  
Assistant Baseball  
Coach



**Lance Rhodes**  
Assistant Baseball  
Coach



**Jesse Evans**  
Assistant Men's  
Basketball Coach



**Jamie Rosser**  
Assistant Men's  
Basketball Coach



**Jon Cremins**  
Assistant Men's  
Basketball Coach




**Tim McGuire**  
Assistant Football  
Coach



**Brian Mohnsen**  
Assistant Football  
Coach




**Sarah Shire Brown**  
Assistant Women's  
Gymnastics Coach



**Jake Zenker**  
Assistant Women's  
Gymnastics Coach



**Sarah Willis**  
Assistant Softball  
Coach



**Paul Nelson**  
Associate Head  
Soccer Coach



**Lindsay Pickering**  
Assistant Soccer  
Coach




**Stephanie Mata**  
Assistant Softball  
Coach



**Matt Koelling**  
Assistant Track &  
Field Coach




**Kayani Turner**  
Assistant Volleyball  
Coach



**Nikki Buchholz**  
Assistant Volleyball  
Coach




**Robby Rasco**  
Equipment Manager



**Emily Obergoenner**  
Graduate Assistant  
Academic Services



**Melinda Broeren**  
Graduate Assistant  
Athletic Trainer




**Cody Fletcher**  
Graduate Assistant  
Athletic Trainer



**Ben Krueger**  
Graduate Assistant  
Athletic Trainer



**Leah Ginn**  
Graduate Assistant  
Athletic Trainer



**Ricky Zum Mallen**  
Graduate Assistant  
Marketing & Promotions



**Sean Stevenson**  
Sports Information  
Assistant



**Megan Rottler**  
Graduate Assistant  
Strength & Conditioning



**Andrew Salter**  
Graduate Assistant  
Strength & Conditioning





# SOUTHEAST MISSOURI STATE UNIVERSITY



The mission of Southeast Missouri State University Department of Athletics is to provide a first class, student-athlete centered collegiate experience emphasizing the core values of academic excellence, social development, and competitive success. The Department of Athletics strives to compete at the highest possible level in the Ohio Valley Conference and other conference affiliations. The principles of integrity, student welfare, sportsmanship, ethical conduct, rules compliance, equity and diversity, and the prudent management of resources are the foundation on which we operate.



*Mission Statement*





# SOUTHEAST MISSOURI STATE UNIVERSITY



## 2013-14 SEASON PREVIEW

### IN THIS SECTION . . .

- » Season Outlook
- » Team Roster
- » TV/Radio Roster
- » Calendar Schedule





# SOUTHEAST MISSOURI STATE UNIVERSITY

A step in the right direction is how to best describe the 2012-13 season for the Southeast Missouri women's basketball team. After setting a school record with 22 losses in head coach Ty Margenthaler's first year, the Redhawks finished up 11-18, marking the first time they won more than eight games since the 2008-09 season.

A roster comprised mainly of holdovers from a year earlier and five new faces helped Southeast up its scoring average by seven points all while still playing strong defense. The Redhawks played competitive close games against some of the top competition in the Ohio Valley Conference and though a berth in the OVC Tournament eluded them, the Redhawks finished in a ninth-place tie in the final conference standings and believe that they have the pieces to make a big climb up the standings this winter.

"We are excited about where we are entering this season," Margenthaler said. "This program has made progress, even if it isn't as much as we've wanted, in the past two years. We have more depth both in our guards and posts and we have returning players who know our system who are ready to go this year."

Southeast opened camp with 15 players on the roster, its largest since Margenthaler took over. Eight of those players are newcomers, giving the Redhawks some upside and depth that they have lacked in previous seasons. That depth is one of

many reasons there is heavy optimism surrounding the program this winter.

"I feel we have the talent to be very successful," Margenthaler said. "We have an opportunity to compete for a championship, but we have to stay healthy and keep growing. If we continue to do that and believe in each other, we can do some great things this year."

## Guards

If you look around at the best teams in the country, many boast seniors playing vital roles on those teams. Southeast has that covered by returning starting point guard **Jordan Hunter (Papakura, New Zealand/Crowder CC)** to the backcourt. In her first year on campus, Hunter averaged 9.1 points per game, dished out 115 assists and made 83.3 percent of her free throws. The assist total was the most by a Southeast player since the 2003-04 season and the fourth most since the program moved to Division I prior to the 1991-92 season. In short, Southeast is feeling confident in its guard play with Hunter running the offense.

"Jordan's age and experience are great assets," Margenthaler said. "She knows our system and made great strides over the summer. I think she's one of the best point guards in the league and I expect that she will have a great year."

Besides Hunter, Southeast sophomore **Kara Wright (Louisville, Ky./duPont Manual)**

developed into a devastatingly efficient guard that led Southeast in field goal percentage (.455). She picked things up in OVC play, averaging 10.6 points per game and scoring 20 points on three occasions. Her performance gained notice by the rest of the league and earned her a spot on the OVC All-Newcomer Team, the first Redhawk to earn any postseason OVC recognition since the 2008-09 season. She is a player to watch throughout the league as a preseason All-OVC selection.

The backcourt has three more experienced players in sophomore **Olivia Hackmann (Chamois, Mo./Helias)**, junior **Allyson Bradshaw (Cape Girardeau, Mo./Notre Dame HS)** and junior **Yelena Rosado (St. Louis, Mo./North Tech)**. This trio adds complimenting skill sets that could make the Redhawks' guard play among the best in the league.

Hackmann appeared in all but one game, started twice and scored in double figures on four occasions as a freshman last season. With the graduation of top scorer Baillie Roberts (11.0 points per game last season), Hackmann will get a long look for a starting spot given her athleticism to get to the hoop and ability to knock down mid-range jumpers.

Bradshaw boasts starting experience (10 starts in 2012-13) and is adept at providing a scoring spark off the bench with her shooting. The Notre Dame HS product has drained 82 three-pointers in her first two seasons, tied for eighth all-time. She canned 48 trifectas and shot 33.3 percent from beyond the arc as well. Rosado has appeared in 34 games in her first two seasons, starting twice. With the staff looking to keep Hunter fresh by cutting back on her minutes, Rosado has a chance to see the court in an important role as the backup point guard.

"Olivia Hackmann is a totally different person," Margenthaler said. "She's doing everything I expect of her and I think she's going to have a tremendous year. Kara had a knee operation done after the season and while the rehab is going a bit slow, I think she'll be ready to go and have an even better season this year. Ally is a tremendous shooter and can help us stretch the defense with her shooting."

In addition to the five experienced returners, four newcomers are working their way into the Redhawks' backcourt in freshmen **Brianna Mitchell (Germantown, Tenn./Germantown)**, **Jade Holly (Columbia, Mo./Hickman)**, **Ashton Luttrull (Ewing, Mo./Highland)** and senior **Jasmine Robinson (Memphis, Tenn./Alabama)**. Mitchell scored over 1,000 points in high school and shot



Jordan Hunter

## Season Outlook



## Season Outlook

over 40 percent from the field in her last two prep seasons. Her quickness and ball handling skills make her a good fit for spelling Hunter at the point or seeing minutes at one of the other guard spots. Holly battled injuries throughout her high school career and is likely to miss some time at the beginning of the season, but she was a highly sought after prospect early in her prep career before injury. She possesses the athleticism to flourish in Margenthaler's system when she is healthy and figures prominently into the backcourt rotation when she returns.

"I think we are three deep at point guard," Margenthaler said. "Brianna can create off the dribble and make things happen when the play breaks down. Yelena has been here a couple years and had a good summer, I feel she can help us at point guard and play quality minutes. Jade is going to be a great basketball player if we keep her healthy."

Luttrull is billed as a strong outside shooter and is a former all-state performer at the prep level. A knee injury required surgery this fall and will likely mean she is redshirting this season, but she is a name to remember in the future.

Another player who won't see the court this year, but could pay dividends down the road is Robinson. She started for three years at Alabama and led the Crimson Tide with 11.4 points per game as a sophomore in 2011-12. She will sit out this year due to NCAA transfer rules, but figures to be a lead guard in the Redhawks' backcourt a year from now. Still, her elite athleticism will be an asset for Southeast this year as a member of the scout team in practice.

"Jasmine is a special player," Margenthaler said. "She may be the most talented player I've ever coached. She can attack the rim, shoot from the perimeter and play really well. She is going to help our guards out in practice this year and on the court next year."

### Forwards

Southeast's frontcourt features several new faces and some added strength that Margenthaler believes will help the Redhawks improve on their -2.1 rebounding margin (eighth in the OVC).

"I think our fans will really enjoy our post play," Margenthaler said. "I think we have lacked depth in the post the last couple years and it has hurt us, but

I believe that we have a good mix heading into this year."

The Redhawks do return one of the elite rebounders in the league in senior **Patricia Mack (Columbus, Ohio/Mifflin)**. The 2012-13 year was a bit of a coming out party for Mack, who finished fourth in the OVC with 9.3 rebounds per game, the third-best average since the program moved to Division I. She led the Redhawks in rebounding 21 times in 29 games last year, grabbing 10 or more boards 14 times. She also notched three double-doubles and six games of 10 or more points. Reports from the staff are that Mack is showing improved offensive touch, especially shooting the basketball, which may allow them to move her to the perimeter.

"Patricia Mack had a great summer," Margenthaler said. "She is showing she can knock down shots from the perimeter more consistently, which may allow us to move her to more of a three position on the floor. I have confidence in her playing on the perimeter and the block. She can guard all five positions in our league."

Sophomore **Connor King (Jackson, Mo./Jackson)** represents the only other returning post player for the Redhawks. King played in 26 games as a freshman and saw extended minutes in the middle of the non-conference schedule as Southeast dealt with injuries to its post players. She scored in double figures once and grabbed 10 rebounds in another game. On a per minute basis, King was one of Southeast's top rebounders, averaging 2.4 per game in only 9.3 minutes per game. With a year under her belt in the Redhawks' system, Margenthaler is hoping to see some growth from King.

The rest of the post rotation is brand new, but there is collegiate experience mixed in. Margenthaler tapped into the junior college ranks to bring in experienced posts **Hillary Lively (Cayuga, Ind./Danville Area CC)** and **Kenyada Brown (Cincinnati, Ohio/Moberly Area CC)**, both juniors. Lively led her team with 11.9 points and 6.4 rebounds per game and led the nation with a 61.6 field goal percentage. Brown averaged five boards per game and notched two double-doubles for a team that went 23-8. Both players are over six feet tall and have a strong build that should help the Redhawks' interior defense while also chipping in by finishing high percentage shots.

"Hillary is a player that will help us a lot,"



**Patricia Mack**

Margenthaler said. "She led the nation in field goal percentage in junior college last year and she just plays with tremendous energy on both ends of the court. Connor is a totally new player as well and she is doing some real good things in practice. Kenyada is a strong player who moves very well. We really haven't had a player like her since I got here."

Southeast also has two freshman posts on the roster who will press for minutes, if not an outright starting spot. **Bailey Geiman (Stilwell, Kan./Blue Valley)** was rated a three-star prospect by ESPN and earned all-state honors twice in her prep career. She possesses the necessary size (6-1) and versatile skills to be a go-to scorer on the Redhawks as a player that can put up points on the block and from the perimeter.

"Bailey fits our system really well," Margenthaler said. "She has added strength over the summer and is a very physical player down low. That said, she is also very skilled and can step outside and hit three pointers. Brittany has great scoring ability and good touch around the basket. I see good things ahead for her."

Fellow freshman **Brittany Harris (Dexter, Mo./Dexter)** was a late signing who adds another strong body in the low block. Harris broke her high school's scoring record and was a three-time all-state selection.





# SOUTHEAST MISSOURI STATE UNIVERSITY



## NUMERICAL ROSTER

| No. | Name             | Pos. | Ht.  | Cl. | Yr. | Hometown              | Previous School  |
|-----|------------------|------|------|-----|-----|-----------------------|------------------|
| 0   | Jasmine Robinson | G    | 5-7  | Sr. | 1st | Memphis, Tenn.        | Alabama          |
| 1   | Brianna Mitchell | G    | 5-6  | Fr. | 1st | Germantown, Tenn.     | Germantown       |
| 3   | Hillary Lively   | F    | 6-1  | Jr. | 1st | Cayuga, Ind.          | Danville Area CC |
| 5   | Yelena Rosado    | G    | 5-8  | Jr. | 3rd | St. Louis, Mo.        | North Tech       |
| 10  | Ashton Luttrull  | G    | 5-7  | Fr. | 1st | Ewing, Mo.            | Highland         |
| 11  | Allyson Bradshaw | G    | 5-7  | Jr. | 3rd | Cape Girardeau, Mo.   | Notre Dame       |
| 12  | Kara Wright      | G    | 5-11 | So. | 2nd | Louisville, Ky.       | duPont Manual    |
| 13  | Bailey Geiman    | F    | 6-1  | Fr. | 1st | Stilwell, Kan.        | Blue Valley      |
| 14  | Brittany Harris  | F    | 6-0  | Fr. | 1st | Dexter, Mo.           | Dexter           |
| 21  | Connor King      | F    | 6-2  | So. | 2nd | Jackson, Mo.          | Jackson          |
| 23  | Jade Holly       | G    | 5-9  | Fr. | 1st | Columbia, Mo.         | Hickman          |
| 24  | Olivia Hackmann  | G    | 5-10 | So. | 2nd | Chamois, Mo.          | Helias           |
| 32  | Patricia Mack    | F    | 6-0  | Sr. | 5th | Columbus, Ohio        | Mifflin          |
| 34  | Jordan Hunter    | G    | 5-7  | Sr. | 2nd | Papakura, New Zealand | Crowder CC       |
| 42  | Kenyada Brown    | C    | 6-3  | Jr. | 1st | Cincinnati, Ohio      | Moberly Area CC  |

## ALPHABETICAL ROSTER

| No. | Name             | Pos. | Ht.  | Cl. | Yr. | Hometown              | Previous School  |
|-----|------------------|------|------|-----|-----|-----------------------|------------------|
| 11  | Allyson Bradshaw | G    | 5-7  | Jr. | 3rd | Cape Girardeau, Mo.   | Notre Dame       |
| 42  | Kenyada Brown    | C    | 6-3  | Jr. | 1st | Cincinnati, Ohio      | Moberly Area CC  |
| 13  | Bailey Geiman    | F    | 6-1  | Fr. | 1st | Stilwell, Kan.        | Blue Valley      |
| 24  | Olivia Hackmann  | G    | 5-10 | So. | 2nd | Chamois, Mo.          | Helias           |
| 14  | Brittany Harris  | F    | 6-0  | Fr. | 1st | Dexter, Mo.           | Dexter           |
| 23  | Jade Holly       | G    | 5-9  | Fr. | 1st | Columbia, Mo.         | Hickman          |
| 34  | Jordan Hunter    | G    | 5-7  | Sr. | 2nd | Papakura, New Zealand | Crowder CC       |
| 21  | Connor King      | F    | 6-2  | So. | 2nd | Jackson, Mo.          | Jackson          |
| 3   | Hillary Lively   | F    | 6-1  | Jr. | 1st | Cayuga, Ind.          | Danville Area CC |
| 10  | Ashton Luttrull  | G    | 5-7  | Fr. | 1st | Ewing, Mo.            | Highland         |
| 32  | Patricia Mack    | F    | 6-0  | Sr. | 5th | Columbus, Ohio        | Mifflin          |
| 1   | Brianna Mitchell | G    | 5-6  | Fr. | 1st | Germantown, Tenn.     | Germantown       |
| 0   | Jasmine Robinson | G    | 5-7  | Sr. | 1st | Memphis, Tenn.        | Alabama          |
| 5   | Yelena Rosado    | G    | 5-8  | Jr. | 3rd | St. Louis, Mo.        | North Tech       |
| 12  | Kara Wright      | G    | 5-11 | So. | 2nd | Louisville, Ky.       | duPont Manual    |

### Breakdown by Class:

|                  |   |
|------------------|---|
| Seniors .....    | 3 |
| Juniors .....    | 4 |
| Sophomores ..... | 3 |
| Freshmen .....   | 5 |

### Breakdown by State/Country

|                   |   |
|-------------------|---|
| Indiana .....     | 1 |
| Kansas .....      | 1 |
| Kentucky .....    | 1 |
| Missouri .....    | 7 |
| New Zealand ..... | 1 |
| Ohio .....        | 2 |
| Tennessee .....   | 2 |

### Breakdown by Position

|                        |   |
|------------------------|---|
| Guards .....           | 9 |
| Forwards/Centers ..... | 6 |

### Pronunciation Guide

|                       |                         |
|-----------------------|-------------------------|
| Kenyada Brown .....   | Ken-YAH-duh             |
| Heather Ezell .....   | EE-zell                 |
| Bailey Geiman .....   | GUY-man                 |
| Ashton Luttrull ..... | Luh-TRUHL               |
| Ty Margenthaler ..... | Mar-gen-THAY-ler        |
| Yelena Rosado .....   | Juh-LAY-nuh Roe-ZAH-doe |

## COACHING STAFF


Head Coach: Ty Margenthaler (Third Season/SIU Edwardsville, 1997)  
 Assistant Coach: Ben Coomes (Third Season/Indiana, 2004)  
 Assistant Coach: Heather Ezell (Third Season, Iowa State, 2009)  
 Assistant Coach: LaToya Howell (First Season/Nebraska, 2006)  
 Operations Assistant: Deja Martin (First Season)

Team Roster

OVC Champions • 2006-07, 2007-08 | NCAA Tournament • 2007 | WNIT • 2008



## TV/Radio Roster



**Jasmine Robinson**  
G • 5-7 • Sr.  
Memphis, Tenn.



**Brianna Mitchell**  
G • 5-6 • Fr.  
Germantown, Tenn.



**Hillary Lively**  
F • 6-1 • Jr.  
Cayuga, Ind.



**Yelena Rosado**  
G • 5-8 • Jr.  
St. Louis, Mo.




**Ashton Luttrull**  
G • 5-7 • Fr.  
Ewing, Mo.



**Allyson Bradshaw**  
G • 5-7 • Jr.  
Cape Girardeau, Mo.




**Kara Wright**  
G • 5-11 • So.  
Louisville, Ky.



**Bailey Geiman**  
F • 6-1 • Fr.  
Stilwell, Kan.



**Brittany Harris**  
F • 6-0 • Fr.  
Dexter, Mo.




**Connor King**  
F • 6-2 • So.  
Jackson, Mo.



**Jade Holly**  
G • 5-9 • Fr.  
Columbia, Mo.



**Olivia Hackmann**  
G • 5-10 • So.  
Chamois, Mo.



**Patricia Mack**  
F • 6-0 • Sr.  
Columbus, Ohio



**Jordan Hunter**  
G • 5-7 • Sr.  
Papakura, New Zealand



**Kenyada Brown**  
C • 6-2 • Jr.  
Cincinnati, Ohio



**Ty Margenthaler**  
Head Coach  
Third Season




**Ben Coomes**  
Assistant Coach  
Third Season



**Heather Ezell**  
Assistant Coach  
Third Season



**LaToya Howell**  
Assistant Coach  
First Season









**Deja Martin**  
Operations Assistant





# SOUTHEAST MISSOURI STATE UNIVERSITY

## November

| Sunday | Monday  | Tuesday   | Wednesday | Thursday  | Friday   | Saturday  |
|--------|---|---|-----------|---|--|---|
|        |   |   |           |   | 1  | 2<br>    |
| 3      | 4   | 5   | 6         | 7   | @ 8<br>   | 9   |
| 10     | 11<br> | 12  | 13        | 14<br>   | 15   | 16  |
| 17     | 18  | 19<br> | 20        | @ 21<br> | 22   | @ 23<br> |
| 24     | 25  | 26  | 27        | 28  | vs 29<br> | @ 30<br> |








## January

| Sunday | Monday  | Tuesday | Wednesday | Thursday | Friday | Saturday  |
|--------|---|---------|-----------|----------|--------|---|
|        |   |         | 1         | 2        | 3      | @ 4<br> |
| 5      | @ 6<br>  | 7       | 8         | 9        | 10     | 11<br> |
| 12     | @ 13<br> | 14      | 15        | 16       | 17     | 18  |
| 19     | @ 20<br> | 21      | 22        | 23       | 24     | 25<br> |
| 26     | 27<br>   | 28      | 29        | 30       | 31     |   |




## December

| Sunday | Monday | Tuesday   | Wednesday  | Thursday  | Friday | Saturday  |
|--------|--------|---|--|---|--------|---|
| 1      | 2      | 3   | 4<br> | 5   | 6      | @ 7<br>  |
| 8      | 9      | @ 10<br> | 11   | 12<br> | 13     | 14  |
| 15     | 16     | 17  | 18   | 19  | 20     | @ 21<br> |
| 22     | 23     | 24  | 25   | 26  | 27     | 28  |
| 29     | 30     | 31<br>   |  |   |        |   |

## February

| Sunday | Monday  | Tuesday | Wednesday | Thursday | Friday | Saturday   |
|--------|---|---------|-----------|----------|--------|--|
|        |   |         |           |          |        | @ 1<br>  |
| 2      | 3<br>    | 4       | 5         | 6        | 7      | @ 8<br> |
| 9      | @ 10<br> | 11      | 12        | 13       | 14     | 15<br>  |
| 16     | 17  | 18      | 19        | 20       | 21     | 22<br>  |
| 23     | @ 24<br> | 25      | 26        | 27       | 28     |  |

## March

| Sunday | Monday | Tuesday | Wednesday  | Thursday   | Friday  | Saturday   |
|--------|--------|---------|--|--|---|--|
|        |        |         |  |  |   | 1<br> |
| 2      | 3      | 4       | 5<br> | 6<br> | 7<br> | 8<br> |
| 9      | 10     | 11      | 12   | 13   | 14  | 15   |
| 16     | 17     | 18      | 19   | 20   | 21  | 22   |
| 23     | 24     | 25      | 26   | 27   | 28  | 29   |
| 30     | 31     |         |  |  |   |  |

Calendar Schedule

OVC Champions • 2006-07, 2007-08 | NCAA Tournament • 2007 | WNIT • 2008





# SOUTHEAST MISSOURI STATE UNIVERSITY



## COACHING STAFF

### IN THIS SECTION . . .

- » Head Coach Ty Margenthaler
- » Assistant Coach Ben Coomes
- » Assistant Coach Heather Ezell
- » Assistant Coach LaToya Howell

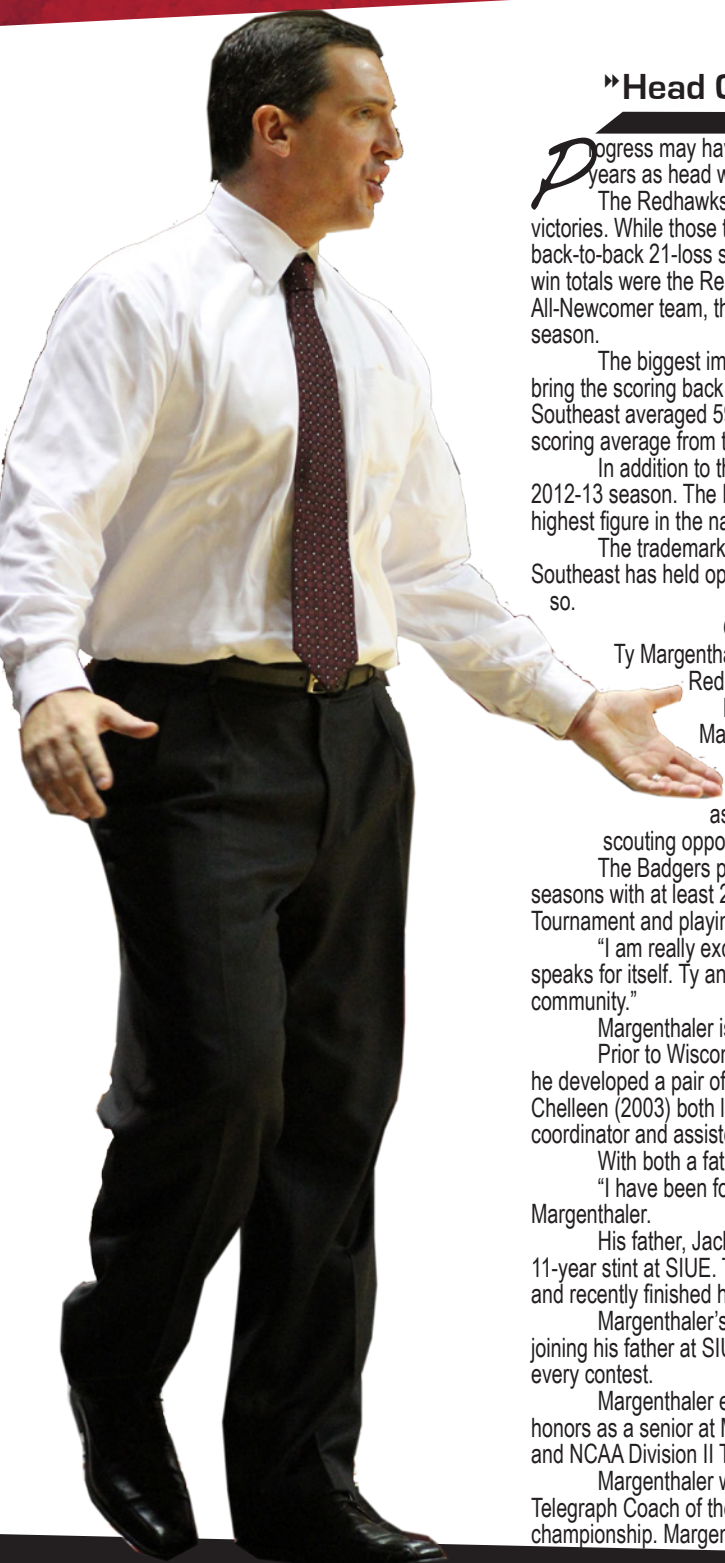




# SOUTHEAST MISSOURI STATE UNIVERSITY

## Ty Margenthaler

”Head Coach ”Third Season ”SIU Edwardsville, 1997



**P**rogress may have been slower than he wanted, but big steps have been taken in Ty Margenthaler's two years as head women's basketball coach at Southeast Missouri.

The Redhawks won 11 games in the 2012-13 season while finishing with five Ohio Valley Conference victories. While those totals come off pedestrian, realize that Margenthaler and his staff inherited a group coming off back-to-back 21-loss seasons when they undertook the task of rebuilding the program. The overall and conference win totals were the Redhawks' most since the 2008-09 season. Kara Wright also earned a spot on the OVC All-Newcomer team, the first individual Southeast player to earn postseason OVC recognition since the 2008-09 season.

The biggest improvements came on the offensive end, where Margenthaler's first recruiting class helped bring the scoring back to respectable levels. After three-straight seasons averaging less than 53 points per game, Southeast averaged 59.4 per contest in 2012-13. That figure was nearly seven points higher than the Redhawks' scoring average from the 2011-12 campaign (52.5), Margenthaler's first season.

In addition to the improved product on the court, Southeast stepped things up in the classroom during the 2012-13 season. The Redhawks posted a 3.546 grade-point average during the academic year, the tied for the fifth-highest figure in the nation.

The trademark of the Redhawks under Margenthaler is without a doubt their frustrating 'Pack' defense. Southeast has held opponents under 60 points 21 times in the last two seasons, posting a 15-6 record when it does so.

On April 14, 2011, then-Southeast Missouri Director of Athletics John Shafer introduced Ty Margenthaler as the Redhawks next head women's basketball coach and ushered in a new era of Redhawks basketball.

Margenthaler, a 1997 graduate of Southern Illinois University Edwardsville and native of Macomb, Ill., spent the previous five years as an assistant coach at Wisconsin. He was the Badgers recruiting coordinator, who handled all aspects of the recruitment process, including contacting prospects and arranging for visits. Margenthaler also served as Wisconsin's assistant offensive coordinator and was in charge of post player development. He assisted with scouting opponents, summer camps, practice and game preparation among other duties.

The Badgers posted a winner record in all five seasons Margenthaler spent in Madison, including two seasons with at least 22 victories. UW also played in the postseason each year, qualifying for the 2010 NCAA Tournament and playing in the WNIT four times.

"I am really excited to have Ty join our athletic family at Southeast," said Shafer. "His coaching experience speaks for itself. Ty and his family will be a great fit for our athletic program, the University and Cape Girardeau community."

Margenthaler is the seventh head coach in Southeast women's basketball history.

Prior to Wisconsin, Margenthaler worked as an assistant coach at Bradley University from 2000-06, where he developed a pair of centers into All-Missouri Valley Conference players. Dena Williams (2002) and Ashley Chelleen (2003) both landed spots on the Valley's All-Freshman Team. Margenthaler also served as the camp coordinator and assisted with scouting at Bradley.

With both a father and brother in coaching, Margenthaler grew up around basketball.

"I have been fortunate to be around a lot of great people who have helped me get to where I am today," said Margenthaler.

His father, Jack, coached 15 seasons at Western Illinois University before retiring from coaching after an 11-year stint at SIUE. Ty's brother, Matt, was a member of the South Dakota State coaching staff for six seasons, and recently finished his ninth year as head coach at Minnesota State University Mankato.

Margenthaler's playing experience includes two years at Indian Hills Community College (1992-94) before joining his father at SIUE for his final two collegiate seasons, where he averaged 16 points per game and started every contest.

Margenthaler earned his degree in physical education/kinesiology. Margenthaler earned All-State basketball honors as a senior at Macomb High School. He coached for two years at SIUE, aiding the Cougars to a 19-9 record and NCAA Division II Tournament appearance in 1998-99.

Margenthaler worked as a high school coach at Roxana (Ill.) High School from 1997-99, earning Alton Telegraph Coach of the Year honors after leading his team to the South Central Conference title and regional championship. Margenthaler and his wife, Julie, have two sons, Brice and Nate.

### Head Coach Ty Margenthaler





### The Ty Margenthaler File

| Year(s)          | School                              | Position        | Head Coach Record |    |      |
|------------------|-------------------------------------|-----------------|-------------------|----|------|
|                  |                                     |                 | W                 | L  | Pct. |
| 2000-05          | Bradley University                  | Assistant Coach |                   |    |      |
| 2006-11          | University of Wisconsin             | Assistant Coach |                   |    |      |
| 2011-12          | Southeast Missouri State University | Head Coach      | 7                 | 22 | .241 |
| 2012-13          | Southeast Missouri State University | Head Coach      | 11                | 18 | .379 |
| Head Coach Total |                                     |                 | 18                | 40 | .310 |





# SOUTHEAST MISSOURI STATE UNIVERSITY



## Ben Coomes

”Assistant Coach ”Third Season ”Indiana, 2004

Ben Coomes has been a cog in the recruiting efforts of the Southeast Missouri women's basketball program for the past two seasons. Coomes serves as the Redhawks' recruiting coordinator and also handles scheduling. He works primarily with the Redhawks' offense, particularly the post players, and splits academic monitoring duties with the rest of the assistant coaches.

Southeast battled through injuries on its frontcourt during the 2012-13 season, but saw Patricia Mack emerge as a force on the glass. Mack, who was two years removed from a season-ending knee injury, finished fourth in the Ohio Valley Conference with 9.3 rebounds per game. Mack led the team in rebounding in 21 of Southeast's 29 games. She also grabbed 10 or more rebounds 14 times after doing so only seven times in her career prior to that season.

In his first year at Southeast, the Redhawks got a career season from forward Brittany Harriel. Harriel averaged 10.2 points and 6.9 rebounds per game while shooting 46.0 percent from the field, all of which represented career highs.

Coomes has over 10 years of experience in college basketball in varying capacities at four different schools. Before arriving at Southeast, he spent two seasons as the video coordinator at Purdue where he coordinated film exchange and served a valuable role breaking down game film for scouting purposes. He also produced highlight and motivational videos along with creating video for individual player development while maintaining the Boilermakers' video archives.

Prior to his stint in West Lafayette, Ind., Coomes served as an assistant coach at Belmont during the 2007-08 season. He was also an assistant coach and the recruiting coordinator at Lambuth for the 2006-07 campaign, where he helped lead the Eagles to their first NAIA National Championship in any sport. That title came two seasons after Lambuth won only nine games in 2004-05. Standouts Reggie Maddox (the NAIA Tournament MVP) and Tara Robinson also went on from Lambuth to play professionally overseas.

Before breaking into coaching, Coomes served as the director of basketball operations at Evansville from 2004 to 2006. That was his first postgraduate position after he spent all four years of his undergraduate as a manager for the Indiana women's basketball team. He was the head manager at IU for his last two years.

Coomes graduated with a bachelor's in sport communications from Indiana in 2004.

Assistant Coach Ben Coomes





## Heather Ezell

»Assistant Coach »Third Season »Iowa State, 2009

Heather Ezell is back on head coach Ty Margenthaler's staff for her third season at Southeast Missouri State.

Ezell is responsible for developing the Redhawks' guards on the court while playing a vital role in organizing practices, game planning, scouting and running summer camps.

The backcourt led Southeast's improved 2012-13 season as newcomers Jordan Hunter (9.1 points per game) and Kara Wright (8.5 points per game) added scoring punch while senior Bailie Roberts (11.0 points per game) and sophomore Allyson Bradshaw (8.2 points per game) posted career-high scoring averages.

Wright emerged as a force during conference play as a freshman, finishing second on the team with 10.6 points per game against Ohio Valley Conference opponents. She connected on a team-high 45.5 percent of her shots to land on the OVC All-Newcomer Team, the first Redhawk to earn postseason OVC honors since 2008-09.

During the 2011-12 season, Ezell helped point guard Bianca Beck post her finest season with the Redhawks. After averaging only 3.9 points per game and dishing out a meager 44 assists as a junior, Beck averaged a career-high 7.0 points and 4.1 assists per game while putting together a 1.32 assist to turnover ratio. Beck's development over the past year earned her a professional contract overseas.

Ezell spent the 2010-11 season as an assistant coach at Fairfield University, where 17-13 overall record and a 10-8 mark in the Metro Atlantic Athletic Conference. She worked primarily with the Stags perimeter players, while also assisting in the day-to-day operations of the program – including practice and game planning, recruiting and coordinating the team's community service efforts.

A decorated athlete both collegiately and professionally, Ezell starred as a four-year letter winner at Iowa State University. During her playing career, she tied the Cyclones' career record with 287 made three-point field goals and finished 10th in program history with 1,339 points. In her senior season, Ezell earned second-team All-Big 12 honors. She finished that season ranked 27th in the nation with 2.5 three-point field goals made per game and ranked eighth in the Big 12 with 3.5 assists a contest. She also earned a spot on the 2008 Big 12 All-Tournament team, the only player on the all-tournament team who was not in the tournament championship game. Her selection was helped by draining a conference record 17 three-pointers in three tournament games, including a record eight in an upset of top-seeded Kansas State.

Ezell took her game professional in 2009-10, playing in Iceland for Haukar in the Iceland Express League, where she was named the Best Player. She led the league in points and steals while finishing second in assists and rebounds. She also earned the MVP award in the league's All-Star Game.

A Springfield, Mo., native, Ezell starred on the court for Kickapoo High School, which she led to two state championships and compiled a record of 113-7. She was also named Miss Show Me (Missouri Miss Basketball) in 2005.

Ezell graduated from Iowa State in 2009 with degrees in management and marketing.





# SOUTHEAST MISSOURI STATE UNIVERSITY



## LaToya Howell

**"Assistant Coach "First Season "Nebraska, 2006**

LaToya Howell joins the Southeast Missouri women's basketball program for her first year as an assistant coach.

Howell, who spent the previous two seasons at Texas-Pan American, will primarily coach the Redhawks' perimeter players. She will also be involved in recruiting.

During her two seasons at UTPA, Howell coached the Broncos' post players and put together the team's practice plans. She was also heavily involved in recruiting efforts. Her efforts helped land forward Cassandra Moody a spot on the All-Great West Conference first team in 2012-13. Her tutelage of Joyea Marshall also paid dividends with Marshall earning GWC Newcomer of the Year and second-team All-GWC honors.

Prior to joining the Broncos, Howell served two years as an assistant coach at Loyola University Chicago. She helped the Ramblers post a 15-15 record during her first season (2009-10), which was their first .500 season since 2001-02. She worked primarily with Loyola's post players.

Howell spent the first three years of her coaching career as an assistant at Texas A&M-Commerce, where she worked with the perimeter players. The Lions posted a 65-29 overall record during her stint. In her first season on the staff, Texas A&M-Commerce went 28-8, won the Lone Star Conference North Division title with a 10-2 league record and captured its first LSC Tournament title in school history.

Before moving into coaching, Howell was a standout for both the Air Force Academy and Nebraska. She lettered in each of her two seasons at Air Force, earning All-Mountain West Conference honorable mention as a freshman in 2001-02. That season, Howell set a Division I school record with 90 steals and was named the team's Most Valuable Player. During her sophomore season, she averaged 17.4 points and 7.0 assists per game. On Nov. 30, 2002, Howell torched Minnesota for a school-record 38 points. In her final season with the Falcons, she set Division I school records in scoring average (17.4) and assists (119).

Howell spent her final two collegiate seasons at Nebraska, where she helped the Cornhuskers win 18 or more games twice. Nebraska won games in the Women's National Invitation Tournament in both seasons, advancing to the WNIT Quarterfinals in Howell's senior season, one where she led the team with 159 assists.

Howell earned a Bachelor of Arts and Science degree in Psychology from Nebraska in 2006. She followed that with a Master of Science in Health, Kinesiology and Sports Studies from Texas A&M-Commerce in 2011.

## Women's Basketball Support Staff



**Deja Martin**  
Basketball Operations



**Leah Ginn**  
Athletic Trainer

Assistant Coach LaToya Howell





# SOUTHEAST MISSOURI STATE UNIVERSITY



## PLAYER PROFILES

### IN THIS SECTION...

- » Returners
- » Returner Statistics
- » Newcomers





# SOUTHEAST MISSOURI STATE UNIVERSITY

»Guard »5-7 »Jr. »Cape Girardeau, Mo. »Notre Dame HS

Allyson Bradshaw

11



**2012-13:** Played in 27 games, starting the season's first 10 contests ... Named a Southeast Scholar-Athlete ... Member of the OVC Commissioner's Honor Roll ... Scored in double figures on 11 occasions ... Made 82 career three-pointers (t-eighth in school history) ... Finished the year ninth in the OVC with 1.8 three-point makes per game ... Shot a team-high 33.3 percent from three-point range ... Made 22-of-25 free throws ... Made three or more threes in a game seven times ... Scored in double figures in each of the first three games, pouring in 13 points against Wright State (11/9), a career-high 18 on 7-of-10 (4-of-6 from three) shooting at UMKC (11/12) and 17 points on 6-of-10 (5-of-5 from three) shooting at Kansas (11/14) ... Tallied 10 points off the bench at Belmont (12/31) and against Austin Peay (1/5) ... Tied a career-high with five three-point makes and scored a team-high 17 points while dishing out three assists and recording three steals off the bench at SIU Edwardsville (1/28) ... Tied a game-high with 15 points on 5-of-13 shooting (4-of-11 from three) at Jacksonville State (2/23).

**2011-12:** Played in all 29 games ... Named a Southeast Scholar-Athlete ... averaged 17.4 minutes per game off the bench ... led all Redhawk reserves with 5.3 points per game while making 34 three-pointers (tied for the team lead) ... made 29.1 percent of her tries from beyond the arc ... averaged 6.3 points per game over the last 24 games after scoring only three total points in the first five games of the year ... scored in double figures five times ... connected on five three-pointers and scored a season-high 17 points in a victory over Austin Peay (1/30) ... scored 13 points off the bench and drilled the game-winning three-pointer with 1:58 remaining against Arkansas State (11/29) ... other double-figure games included 11 points against both Central Michigan (12/18) and Murray State (12/31) and 12 points at Murray State (2/11) ... scored first collegiate points on a three-pointer at Saint Louis (11/13).

**Prep:** Lettered four times in basketball and three times each in soccer and volleyball ... Led her basketball team to a runner-up finish in the 2010 Class 4 State Tournament ... Starting point guard since her freshman season ... Garnered second-team all-state honors after averaging 15.2 points, 4.8 assists and 3.1 steals per game during the Bulldogs' state title run ... Also shot 54-percent from the field and over 40-percent from three-point range ... Named first-team all-district, all-region and all-conference in leading the state's No. 2 ranked team to a 26-5 record ... as a member of the volleyball team she was one of the team's top outside hitters and helped the team to back-to-back state volleyball Final Four appearances.

**Personal:** Full name is Allyson Marie Bradshaw ... Born Dec. 14, 1992 in Cape Girardeau, Mo. ... Parents are Scott and Michelle Bradshaw.

#### Allyson Bradshaw's Career-Highs

**Points:** 18, at UMKC (11/12/12)  
**Rebounds:** 5, at UT Martin (1/28/12)  
**Assists:** 3, three times, last at SIU Edwardsville (1/28/13)  
**Blocks:** 1, vs. Saint Louis (1/9/13)  
**Steals:** 3, twice, last at SIU Edwardsville (1/28/13)  
**FG Made:** 7, at UMKC (11/12/12)  
**3FG Made:** 5, three times, last at SIU Edwardsville (1/28/13)  
**FT Made:** 6, vs. Murray State (12/31/12)

#### Bradshaw's Career Totals at Southeast Missouri

| Year         | gp-gs        | min         | avg         | fg-fga         | pct         | 3fg-3fga      | pct         | ft-fa        | pct         | off       | def       | tot       | avg        | pf         | fo       | ast       | t/o        | blk      | stl       | pts        | avg        |
|--------------|--------------|-------------|-------------|----------------|-------------|---------------|-------------|--------------|-------------|-----------|-----------|-----------|------------|------------|----------|-----------|------------|----------|-----------|------------|------------|
| 2011-12      | 29-0         | 504         | 17.4        | 44-162         | .272        | 34-117        | .291        | 31-43        | .721        | 8         | 24        | 32        | 1.1        | 45         | 2        | 16        | 56         | 0        | 16        | 153        | 5.3        |
| 2012-13      | 27-10        | 557         | 20.6        | 76-211         | .360        | 48-144        | .333        | 22-25        | .880        | 4         | 25        | 29        | 1.1        | 56         | 2        | 34        | 63         | 1        | 14        | 222        | 8.2        |
| <b>TOTAL</b> | <b>56-10</b> | <b>1061</b> | <b>18.9</b> | <b>120-373</b> | <b>.322</b> | <b>82-261</b> | <b>.314</b> | <b>53-68</b> | <b>.779</b> | <b>12</b> | <b>49</b> | <b>61</b> | <b>1.1</b> | <b>101</b> | <b>4</b> | <b>50</b> | <b>119</b> | <b>1</b> | <b>30</b> | <b>375</b> | <b>6.7</b> |

Returners



»Guard »5-10 »So. »Chamois, Mo. »Helias

**2012-13:** Played 28 games, starting twice ... Named a Southeast Scholar-Athlete ... Member of the OVC Commissioner's Honor Roll ... Logged 10 or more minutes in 20 of her last 24 appearances after playing only 14 total minutes in her first four outings ... Averaged 4.4 points and 1.9 rebounds per game ... Scored in double figures four times ... shot 37.1 percent from the field ... tallied her first-career points at Kansas (11/12) ... erupted for 10 points off the bench in a win over Texas-Pan American ... tallied a season-high 15 points on 6-of-10 shooting while recording three steals against Western Illinois (12/8) ... scored 13 points in both meetings against UT Martin making 6-of-9 shots in the first meeting (1/16) and dishing out a season-high three assists the second time around (2/16) ... season high in rebounds was seven at Missouri (11/29).

**Prep:** Lettered all four years in basketball ... named Missouri Basketball Coaches Association Class 4A Player of the Year in her senior year ... averaged 15.8 points, 4.6 rebounds and 2.6 assists per game as a senior ... earned MBCA All-State recognition following her junior year ... named all-district each of her last three years ... led Helias High School in scoring as a junior, averaging 11.8 points, 3.4 assists and 1.3 blocks per game ... played AAU ball for Team Adidas under coach Tony Condra ... also ran track.

**Personal:** Born May 16, 1994 ... parents are Matt and Linda Fick.

**Olivia Hackmann's Career-Highs**  
**Points:** 15, vs. Western Illinois (12/8/12)  
**Rebounds:** 7, at Missouri (11/29/12)  
**Assists:** 3, at UT Martin (2/16/13)  
**Blocks:** 2, twice, last at Eastern Illinois (1/26/13)  
**Steals:** 3, twice, last vs. SIU Edwardsville (2/11/13)  
**FG Made:** 6, three times, last at UT Martin (2/16/13)  
**3FG Made:** 1, four times, last at UT Martin (2/16/13)  
**FT Made:** 3, vs. Western Illinois (12/8/12)

Hackmann's Career Totals at Southeast Missouri

| Year         | gp-gs       | min        | avg         | fg-fga        | pct         | 3fg-3fga    | pct         | ft-fta       | pct         | off       | def       | tot       | avg        | pf        | fo       | ast       | t/o       | blk       | stl       | pts        | avg        |
|--------------|-------------|------------|-------------|---------------|-------------|-------------|-------------|--------------|-------------|-----------|-----------|-----------|------------|-----------|----------|-----------|-----------|-----------|-----------|------------|------------|
| 2012-13      | 28-2        | 380        | 13.6        | 52-140        | .371        | 4-22        | .182        | 14-25        | .560        | 16        | 37        | 53        | 1.9        | 23        | 0        | 17        | 27        | 10        | 20        | 122        | 4.4        |
| <b>TOTAL</b> | <b>28-2</b> | <b>380</b> | <b>13.6</b> | <b>52-140</b> | <b>.371</b> | <b>4-22</b> | <b>.182</b> | <b>14-25</b> | <b>.560</b> | <b>16</b> | <b>37</b> | <b>53</b> | <b>1.9</b> | <b>23</b> | <b>0</b> | <b>17</b> | <b>27</b> | <b>10</b> | <b>20</b> | <b>122</b> | <b>4.4</b> |





# SOUTHEAST MISSOURI STATE UNIVERSITY

»Guard »5-7 »Sr. »Papakura, New Zealand »Crowder CC

Jordan Hunter

34



**2012-13:** Started all 29 games at point guard ... Named a Southeast Scholar-Athlete ... Member of the OVC Commissioner's Honor Roll ... Led the team and finished seventh in the OVC with 4.0 assists per game ... Scored in double figures 13 times ... Ranked fifth in the OVC in free throw percentage (83.3) ... Averaged 9.1 points per game and 3.1 rebounds per contest ... Shot 37.7 percent from the field and 29.5 percent from three-point range ... Led the team with 34 steals ... Named OVC Newcomer of the Week three times ... Dished out four or more assists 16 times ... Dished out six assists and scored the game-winning points on a layup with 4.2 seconds left at Arkansas State (11/19) ... Scored 10 points in back-to-back games at the David Jones Classic (11/23-24), scoring the game-winning basket on a layup with six seconds remaining against Texas-Pan American (11/24) ... Tallied 18 points in a win against UIC (12/1) ... Followed that effort by scoring 18 points at Southern Illinois (12/5) ... Scored in double figures five-straight games from Dec. 31 to Jan. 14 ... That stretch included a season-high 21 points to go along with six assists against Austin Peay (1/5) and a 19-point outburst against Murray State (1/7) ... Tallied 12 points and dished out six assists in a win over SIU Edwardsville (2/11) ... Recorded a season-high eight assists at UT Martin (2/16).

**Crowder Community College:** Earned third-team NJCAA All-America honors during her sophomore season ... Named to the NJCAA All-Region 16 team during the 2011-12 campaign ... Averaged 13.3 points, 5.3 assists, 4.4 rebounds and 2.4 steals per game while draining 86 percent of her free throws in her final season ... Member of the New Zealand National Team who appeared in two games during the team's Olympic Qualifying Tournament.

**Personal:** Born Aug. 20, 1990 ... Parents are Samuel and Tania Hunter ... Majoring in biology.

#### Jordan Hunter's Career-Highs

**Points:** 21, vs. Austin Peay (1/5/13)  
**Rebounds:** 8, vs. Murray State (1/7/13)  
**Assists:** 8, at UT Martin (2/16/13)  
**Blocks:** 2, vs. UT Martin (1/16/13)  
**Steals:** 3, twice, last vs. Western Illinois (12/8/12)  
**FG Made:** 8, vs. Austin Peay (1/5/13)  
**3FG Made:** 3, vs. Murray State (1/7/13)  
**FT Made:** 6, at Tennessee State (1/14/13)

#### Hunter's Career Totals at Southeast Missouri

| Year         | gp-gs        | min        | avg         | fg-fga        | pct         | 3fg-3fga      | pct         | ft-fta       | pct         | off       | def       | tot       | avg        | pf        | fo       | ast        | t/o        | blk      | stl       | pts        | avg        |
|--------------|--------------|------------|-------------|---------------|-------------|---------------|-------------|--------------|-------------|-----------|-----------|-----------|------------|-----------|----------|------------|------------|----------|-----------|------------|------------|
| 2012-13      | 29-29        | 935        | 32.2        | 86-228        | .377        | 31-105        | .295        | 60-72        | .833        | 17        | 74        | 91        | 3.1        | 64        | 1        | 115        | 110        | 9        | 34        | 263        | 9.1        |
| <b>TOTAL</b> | <b>29-29</b> | <b>935</b> | <b>32.2</b> | <b>86-228</b> | <b>.377</b> | <b>31-105</b> | <b>.295</b> | <b>60-72</b> | <b>.833</b> | <b>17</b> | <b>74</b> | <b>91</b> | <b>3.1</b> | <b>64</b> | <b>1</b> | <b>115</b> | <b>110</b> | <b>9</b> | <b>34</b> | <b>263</b> | <b>9.1</b> |

Returners



»Forward »6-2 »So. »Jackson, Mo. »Jackson



**2012-13:** Appeared in 26 games ... Named a Southeast Scholar-Athlete ... Member of the OVC Commissioner's Honor Roll ... Played 11 or more minutes in 11 contests ... Averaged 1.3 points and 2.4 rebounds per game ... Scored a season-high 11 points and grabbed seven rebounds at Missouri (11/29) ... Added a season-high 10 rebounds against Texas-Pan American (11/24).

**Prep:** Lettered in basketball all four years ... Earned all-district honors three times and All-region recognition once ... Averaged 11 points and 10 rebounds per game while shooting 57 percent from the floor as a senior ... Helped team post a 19-9 record while winning a district championship during her senior campaign ... Named to the 2011 All-Missourian team by the Southeast Missourian ... Nearly averaged a double-double with 11.0 points per game and 9.4 rebounds per game as a junior ... Helped guide Jackson High School to an 18-7 record and a district finals appearance during her junior campaign ... As a sophomore, led team to a 17-7 record ... Played AAU ball with the Southeast Dynasty for coaches Don Osborne and Chuck Williams ... Named academic all-state as a senior and graduated in the top 10 percent of her class.

**Personal:** Born Jan. 9, 1994 ... Parents are Kevin King and Sheila Beussink.

## Connor King's Career-Highs

**Points:** 11, at Missouri (11/29/12)  
**Rebounds:** 10, vs. UTPA (11/24/12)  
**Assists:** 2, three times, last vs. Tennessee Tech (2/25/13)  
**Blocks:** 2, vs. Austin Peay (1/5/13)  
**Steals:** 2, vs. UTPA (11/24/12)  
**FG Made:** 3, at Missouri (11/29/12)  
**3FG Made:** 1, vs. Wright State (11/9/12)  
**FT Made:** 5, at Missouri (11/29/12)

## King's Career Totals at Southeast Missouri

| Year         | gp-gs       | min        | avg        | fg-fga       | pct         | 3fg-3fga    | pct         | ft-fta      | pct         | off       | def       | tot       | avg        | pf        | fo       | ast      | t/o       | blk      | stl      | pts       | avg        |
|--------------|-------------|------------|------------|--------------|-------------|-------------|-------------|-------------|-------------|-----------|-----------|-----------|------------|-----------|----------|----------|-----------|----------|----------|-----------|------------|
| 2012-13      | 26-0        | 246        | 9.5        | 13-48        | .271        | 1-10        | .100        | 8-12        | .667        | 15        | 48        | 63        | 2.4        | 21        | 0        | 8        | 15        | 3        | 6        | 35        | 1.3        |
| <b>TOTAL</b> | <b>26-0</b> | <b>246</b> | <b>9.5</b> | <b>13-48</b> | <b>.271</b> | <b>1-10</b> | <b>.100</b> | <b>8-12</b> | <b>.667</b> | <b>15</b> | <b>48</b> | <b>63</b> | <b>2.4</b> | <b>21</b> | <b>0</b> | <b>8</b> | <b>15</b> | <b>3</b> | <b>6</b> | <b>35</b> | <b>1.3</b> |





# SOUTHEAST MISSOURI STATE UNIVERSITY

»Forward »6-0 »Sr. »Columbus, Ohio »Mifflin

Patricia Mack

32



**2012-13:** Played in all 29 games, starting 26 times ... Named a Southeast Scholar-Athlete ... Member of the OVC Commissioner's Honor Roll ... Scored in double figures six times ... Grabbed 10 or more rebounds on 14 occasions ... Notched three double-doubles ... Ranked fourth in the OVC with 9.3 rebounds per game ... Grabbed 261 rebounds, the seventh most in school history and third-best total since the program went Division I ... Averaged 5.7 points per game while shooting 38 percent from the field ... Erupted for a career-high 17 points on 8-of-12 shooting (6-of-6 in the second half) while grabbing 10 rebounds at Arkansas State (11/19) ... Grabbed 10 or more rebounds in seven-straight games from Nov. 29 to Dec. 31 ... Corralled a career-high 17 rebounds against UIC (12/1) ... Tallied 12 points and 10 rebounds against Missouri State (12/21) ... Narrowly missed a double-double with eight points and 15 rebounds against Saint Louis (1/9) ... Posted an 11-point, 12 rebound double-double at UT Martin (2/16).

**2011-12:** Played all 29 games, earning a start in the season-opener at NC State (11/11) ... Named a Southeast Scholar-Athlete ... Averaged 5.1 rebounds per game (third on the team) in only 15.8 minutes per contest ... Scored a career-high 15 points and grabbed 11 rebounds for her third career double-double in the conference opener against Morehead State (12/28) ... Tied a career-high with 13 rebounds at SIU Edwardsville (2/13) ... Pulled down eight rebounds in 14 minutes against Arkansas State (11/29) ... Tallied eight points and grabbed six rebounds off the bench in a win over Tennessee State (2/4).

**2010-11:** Limited to two games due to a knee injury ... Scored two points and grabbed one rebound in the season opener against Sam Houston State (11/12).

**2009-10:** Played in 27 games, making nine starts ... Named a Southeast Scholar-Athlete ... Averaged 4.9 points and 5.4 rebounds per game (5.8 points and 6.1 rebounds per game in OVC play) ... Led the team in scoring in four games ... Recorded five double-digit scoring games ... Posted two double-doubles ... Had first career double-double vs. Tennessee Tech (1/2) with 12 points and a season-high 13 rebounds ... Recorded 10 points and 12 rebounds vs. Murray State (1/23) ... Had a season-high 13 points and collected eight rebounds vs. SIUE (2/2) ... Scored 12 points and recorded eight rebounds at Jacksonville State (1/28) ... Played a season-high 33 minutes at Tennessee Tech, finishing with 11 points and nine rebounds ... Led the team in rebounding 10 times ... Recorded four double-digit rebounding games ... Tied season-high with 13 rebounds vs. Jacksonville State (1/4) ... Finished with 10 rebounds vs. Morehead State (2/13) ... Third on the team with 34 assists ... Finished with a season-high four assists at Jacksonville State (1/28) ... Second on the team with 11 blocks ... Had a season-high three blocks at Tennessee Tech (1/30) ... Season-high three steals at Eastern Illinois (1/9) and vs. SIUE (2/2).

**Prep:** Coached by Troy Taylor ... All-Ohio Honorable Mention ... *Columbus Dispatch* All-Metro First Team ... Two-time all-city selection ... Averaged 12.0 ppg and 8.0 rpg for the Lady Punchers during her senior season ... Team advanced to the Division II "Sweet 16" in the Ohio State Tournament ... Team reached the semifinals her junior season ... Named team MVP her senior season.

**Personal:** Born Jan. 16, 1991 ... Daughter of Patrick Mack and Elizabeth Smoot ... Majoring in dietetics.

#### Patricia Mack's Career-Highs

**Points:** 18, at UMKC (11/12/12)  
**Rebounds:** 5, at UT Martin (1/28/12)  
**Assists:** 3, three times, last at SIU Edwardsville (1/28/13)  
**Blocks:** 1, vs. Saint Louis (1/9/13)  
**Steals:** 3, twice, last at SIU Edwardsville (1/28/13)  
**FG Made:** 7, at UMKC (11/12/12)  
**3FG Made:** 5, three times, last at SIU Edwardsville (1/28/13)  
**FT Made:** 6, vs. Murray State (12/31/12)

#### Mack's Career Totals at Southeast Missouri

| Year         | gp-gs        | min         | avg         | fg-fga         | pct         | 3fg-3fga     | pct         | ft-fta        | pct         | off        | def        | tot        | avg        | pf         | fo        | ast        | t/o        | blk       | stl       | pts        | avg        |
|--------------|--------------|-------------|-------------|----------------|-------------|--------------|-------------|---------------|-------------|------------|------------|------------|------------|------------|-----------|------------|------------|-----------|-----------|------------|------------|
| 2009-10      | 27-9         | 533         | 19.7        | 51-145         | .352        | 8-36         | .222        | 23-47         | .489        | 41         | 104        | 145        | 5.4        | 76         | 4         | 34         | 57         | 11        | 20        | 133        | 4.9        |
| 2010-11      | 2-0          | 18          | 9.0         | 1-3            | .333        | 0-0          | .000        | 0-1           | .000        | 1          | 0          | 1          | 0.5        | 4          | 0         | 0          | 3          | 0         | 0         | 2          | 1.0        |
| 2011-12      | 29-1         | 458         | 15.8        | 31-82          | .378        | 0-5          | .000        | 30-46         | .652        | 56         | 93         | 149        | 5.1        | 72         | 2         | 16         | 42         | 6         | 15        | 92         | 3.2        |
| 2012-13      | 29-26        | 757         | 26.1        | 68-179         | .380        | 3-24         | .125        | 25-40         | .625        | 77         | 193        | 270        | 9.3        | 101        | 8         | 50         | 59         | 11        | 29        | 164        | 5.7        |
| <b>TOTAL</b> | <b>87-36</b> | <b>1766</b> | <b>20.3</b> | <b>151-409</b> | <b>.369</b> | <b>11-65</b> | <b>.169</b> | <b>78-134</b> | <b>.582</b> | <b>175</b> | <b>390</b> | <b>565</b> | <b>6.5</b> | <b>253</b> | <b>14</b> | <b>100</b> | <b>161</b> | <b>28</b> | <b>64</b> | <b>391</b> | <b>4.5</b> |

Returners



5

»Guard »5-8 »Jr. »St. Louis, Mo. »North Tech

Yelena Rosado



**2012-13:** Appeared in eight games ... scored her first point of the season on a free throw at Missouri (11/29) ... dished out an assist against Texas-Pan American (11/24) and at Eastern Illinois (1/26) ... made her season debut at Arkansas State (11/19), grabbing one rebound in four minutes off the bench.

**2011-12:** Appeared in 26 games, starting the first two ... averaged 2.4 points per game ... scored a season-high eight points at Saint Louis (11/13) ... scored six points and grabbed a season-high three rebounds off the bench at Illinois-Chicago (11/15).

**Prep:** Lettered four times in basketball ... earned first-team all-conference, all-district and all-state honors after averaging 17.5 points per game as a senior ... named District Player of the Year in 2010-11 ... scored over 1,000 career points ... averaged 13.7 points, 5.3 rebounds, 1.9 assists and 3.2 steals per game as a junior ... helped the team to a school-record 20 wins and its first ever District Championship and state tournament appearance ... in the District Championship game she recorded a game-high 33 points earning her all-district and St. Louis Post Dispatch High School Athlete of the Week honors ... made an immediate impact, being named Freshman of the Year by the *St. Louis Post-Dispatch*.

**Personal:** Full name is Yelena Esmeralda Rosado Escalera ... born Dec. 20, 1992 in St. Louis, Mo. ... mother is Christina Rosado Escalera.

**Yelena Rosado's Career-Highs**

**Points:** 8, at Saint Louis (11/13/11)  
**Rebounds:** 3, twice, last at Eastern Illinois (2/1/12)  
**Assists:** 2, at UAB (11/25/11)  
**Blocks:** 1, vs. Eastern Illinois (1/14/12)  
**Steals:** 2, at Saint Louis (11/13/11)  
**FG Made:** 4, at Saint Louis (11/13/11)  
**3FG Made:** 1, at Western Michigan (12/10/11)  
**FT Made:** 4, at Saint Louis (11/13/11)

**Rosado's Career Totals at Southeast Missouri**

| Year         | gp-gs       | min        | avg        | fg-fga       | pct         | 3fg-3fga    | pct         | ft-fta       | pct         | off      | def       | tot       | avg        | pf        | fo       | ast       | t/o       | blk      | stl      | pts       | avg        |
|--------------|-------------|------------|------------|--------------|-------------|-------------|-------------|--------------|-------------|----------|-----------|-----------|------------|-----------|----------|-----------|-----------|----------|----------|-----------|------------|
| 2011-12      | 26-2        | 222        | 8.5        | 20-63        | .317        | 1-13        | .077        | 21-42        | .500        | 6        | 13        | 19        | 0.7        | 12        | 0        | 10        | 31        | 1        | 8        | 62        | 2.4        |
| 2012-13      | 8-0         | 27         | 3.4        | 0-8          | .000        | 0-0         | .000        | 1-3          | .333        | 0        | 3         | 3         | 0.4        | 2         | 0        | 2         | 1         | 0        | 0        | 1         | 0.1        |
| <b>TOTAL</b> | <b>34-2</b> | <b>249</b> | <b>7.3</b> | <b>20-71</b> | <b>.282</b> | <b>1-13</b> | <b>.077</b> | <b>22-45</b> | <b>.489</b> | <b>6</b> | <b>16</b> | <b>22</b> | <b>0.6</b> | <b>14</b> | <b>0</b> | <b>12</b> | <b>32</b> | <b>1</b> | <b>8</b> | <b>63</b> | <b>1.9</b> |





# SOUTHEAST MISSOURI STATE UNIVERSITY

»Guard »5-11 »So. »Louisville, Ky. »duPont Manual

*Preseason All-OVC selection.*

**2012-13:** Placed on the OVC All-Newcomer team, the first Southeast player to earn the honor since the 2006-07 season ... appeared in all 29 games, starting 18 times ... shot 45.5 percent from the field (fifth in the OVC) ... averaged 8.5 points (10.6 in conference play) ... scored in double figures 10 times, including 20+ points three times ... came off the bench in the first 10 games of the season, where she scored five or more points seven times ... made her first-career start at Western Kentucky (12/16), where she scored 15 points on 6-of-9 shooting while grabbing a season-high eight rebounds ... that performance earned her OVC Freshman of the Week honors, the first Southeast player to earn the award since 2001 ... scored 10 points and dished out a season-high seven assists against UT Martin (1/16) ... erupted for 22 points on 8-of-13 shooting at SIU Edwardsville (1/28) and scored a season-high 23 points two games later at Austin Peay (2/4) ... put up 20 points in the second meeting against SIUE (2/11), making 7-of-12 shots to lead Southeast to victory ... scored in double figures in four of the season's last five games ... recorded 15 points and six rebounds at UT Martin (2/16) ... made 5-of-11 shots to score 13 points at Jacksonville State (2/23) ... finished the season with 10 points and four assists in a win at Murray State (3/2).

**Prep:** Lettered all four years in basketball ... tabbed a three-star recruit by ESPN HoopGurlz ... scored over 1,000 points in her career ... earned first-team all-state honors from the Associated Press and second-team honors from the state coaches as a senior ... shot 55 percent from the floor and averaged 12.4 points, 4.6 rebounds and 1.2 steals per game in her senior campaign ... helped lead team to a state championship as a senior ... averaged 9.4 points, 5.3 rebounds, 1.6 steals and 1.4 assists for during her junior season ... earned honorable mention all-state honors ... team also won four district titles, two Louisville Invitational Tournament crowns and two regional championships ... placed on the state's all-tournament team each of her last two seasons ... played AAU ball for Kentucky Premier under coach David Tapley ... graduated with a 3.6 GPA.

**Personal:** Born Nov. 5, 1993 ... parents are Howard Wright and Crystal Martin.

#### Kara Wright's Career-Highs

**Points:** 23, at Austin Peay (2/4/13)  
**Rebounds:** 8, at Western Kentucky (12/16/12)  
**Assists:** 7, vs. UT Martin (1/16/13)  
**Blocks:** 2, twice, last vs. SIU Edwardsville (2/11/13)  
**Steals:** 4, vs. Austin Peay (1/5/13)  
**FG Made:** 8, at SIU Edwardsville (1/28/13)  
**3FG Made:** 3, vs. SIU Edwardsville (2/11/13)  
**FT Made:** 8, at Austin Peay (2/4/13)

#### Wright's Career Totals at Southeast Missouri

| Year         | gp-gs        | min        | avg         | fg-fga        | pct         | 3fg-3fga     | pct         | ft-fta       | pct         | off       | def       | tot       | avg        | pf        | fo       | ast       | t/o       | blk       | stl       | pts        | avg        |
|--------------|--------------|------------|-------------|---------------|-------------|--------------|-------------|--------------|-------------|-----------|-----------|-----------|------------|-----------|----------|-----------|-----------|-----------|-----------|------------|------------|
| 2012-13      | 29-18        | 699        | 24.1        | 92-202        | .455        | 17-56        | .304        | 46-67        | .687        | 18        | 71        | 89        | 3.1        | 38        | 0        | 56        | 45        | 15        | 25        | 247        | 8.5        |
| <b>TOTAL</b> | <b>29-18</b> | <b>699</b> | <b>24.1</b> | <b>92-202</b> | <b>.455</b> | <b>17-56</b> | <b>.304</b> | <b>46-67</b> | <b>.687</b> | <b>18</b> | <b>71</b> | <b>89</b> | <b>3.1</b> | <b>38</b> | <b>0</b> | <b>56</b> | <b>45</b> | <b>15</b> | <b>25</b> | <b>247</b> | <b>8.5</b> |

Returners



# Returner Statistics

## Allyson Bradshaw

| 2011-12               | min | fg-fga | 3fg-fga | ft-fa | off-def | tot | ast | t/o | blk | stl | pts |
|-----------------------|-----|--------|---------|-------|---------|-----|-----|-----|-----|-----|-----|
| at NC State           | 11  | 0-2    | 0-2     | 0-0   | 0-0     | 0   | 0   | 2   | 0   | 0   | 0   |
| at Saint Louis        | 9   | 1-6    | 1-5     | 0-0   | 0-1     | 1   | 0   | 0   | 0   | 0   | 3   |
| at UIC                | 2   | 0-0    | 0-0     | 0-0   | 0-0     | 0   | 0   | 0   | 0   | 0   | 0   |
| Mississippi           | 2   | 0-0    | 0-0     | 0-0   | 1-2     | 3   | 0   | 2   | 0   | 0   | 0   |
| at UAB                | 7   | 0-1    | 0-0     | 0-0   | 0-0     | 0   | 0   | 1   | 0   | 1   | 0   |
| vs Samford            | 8   | 2-7    | 2-5     | 0-0   | 0-0     | 0   | 0   | 0   | 0   | 0   | 6   |
| Ark. State            | 28  | 4-7    | 3-5     | 2-3   | 0-0     | 0   | 1   | 3   | 0   | 0   | 13  |
| at N. Iowa            | 11  | 2-4    | 2-4     | 0-0   | 1-1     | 2   | 0   | 0   | 0   | 0   | 6   |
| Lindenwood            | 14  | 1-6    | 0-4     | 2-2   | 1-0     | 1   | 0   | 0   | 0   | 1   | 4   |
| at Western Michigan   | 18  | 0-2    | 0-0     | 0-0   | 0-1     | 1   | 2   | 2   | 0   | 1   | 0   |
| vs Central Michigan   | 22  | 2-9    | 2-5     | 5-6   | 0-3     | 3   | 1   | 0   | 0   | 3   | 11  |
| at Wright State       | 20  | 1-8    | 1-6     | 3-4   | 0-1     | 1   | 1   | 3   | 0   | 2   | 6   |
| vs Longwood           | 12  | 1-4    | 1-4     | 1-2   | 0-1     | 1   | 0   | 1   | 0   | 0   | 4   |
| Morehead State        | 14  | 2-3    | 1-1     | 1-2   | 2-1     | 3   | 1   | 2   | 0   | 0   | 6   |
| Murray State          | 30  | 2-6    | 1-3     | 6-8   | 0-0     | 0   | 2   | 1   | 0   | 0   | 11  |
| Jacksonville State    | 25  | 1-5    | 0-2     | 4-5   | 0-1     | 1   | 1   | 8   | 0   | 0   | 6   |
| at Eastern Kentucky   | 10  | 0-3    | 0-2     | 1-2   | 0-0     | 0   | 0   | 1   | 0   | 0   | 1   |
| Eastern Illinois      | 22  | 1-11   | 1-7     | 2-3   | 0-0     | 0   | 0   | 6   | 0   | 0   | 5   |
| SIUE                  | 17  | 2-10   | 1-8     | 0-0   | 0-3     | 3   | 0   | 2   | 0   | 0   | 5   |
| at Tennessee Tech     | 14  | 2-5    | 2-4     | 0-0   | 0-1     | 1   | 0   | 2   | 0   | 0   | 6   |
| at UT Martin          | 24  | 1-6    | 1-4     | 0-0   | 1-4     | 5   | 0   | 4   | 0   | 0   | 3   |
| Austin Peay           | 22  | 5-9    | 5-8     | 2-2   | 0-0     | 0   | 0   | 4   | 0   | 0   | 17  |
| at Eastern Illinois   | 25  | 1-7    | 1-5     | 0-2   | 0-0     | 0   | 0   | 1   | 0   | 2   | 3   |
| Tennessee State       | 18  | 2-5    | 1-3     | 2-2   | 0-0     | 0   | 1   | 2   | 0   | 1   | 7   |
| at Murray State       | 27  | 4-7    | 4-6     | 0-0   | 0-0     | 0   | 1   | 1   | 0   | 1   | 12  |
| at SIUE               | 31  | 2-9    | 1-8     | 0-0   | 2-1     | 3   | 2   | 3   | 0   | 2   | 5   |
| UT Martin             | 17  | 2-7    | 1-4     | 0-0   | 0-1     | 1   | 1   | 1   | 0   | 1   | 5   |
| at Jacksonville State | 26  | 3-10   | 2-9     | 0-0   | 0-1     | 1   | 1   | 2   | 0   | 0   | 8   |
| at Austin Peay        | 18  | 0-3    | 0-3     | 0-0   | 0-1     | 1   | 1   | 2   | 0   | 1   | 0   |
| Totals                | 504 | 44-162 | 34-117  | 31-43 | 8-24    | 32  | 16  | 56  | 0   | 16  | 153 |

| 2012-13              | min | fg-fga | 3fg-fga | ft-fa | off-def | tot | ast | t/o | blk | stl | pts |
|----------------------|-----|--------|---------|-------|---------|-----|-----|-----|-----|-----|-----|
| Wright State         | 33  | 4-11   | 1-5     | 4-4   | 0-2     | 2   | 0   | 5   | 0   | 1   | 13  |
| at UMKC              | 32  | 7-10   | 4-6     | 0-0   | 0-2     | 2   | 1   | 2   | 0   | 2   | 18  |
| at Kansas            | 29  | 6-10   | 5-5     | 0-0   | 0-0     | 0   | 1   | 2   | 0   | 0   | 17  |
| at Arkansas State    | 27  | 1-3    | 0-2     | 0-0   | 0-1     | 1   | 1   | 3   | 0   | 2   | 2   |
| at Houston           | 31  | 3-8    | 2-7     | 0-0   | 0-1     | 1   | 2   | 5   | 0   | 0   | 8   |
| vs UTPA              | 18  | 1-7    | 1-2     | 2-2   | 0-4     | 4   | 1   | 1   | 0   | 0   | 5   |
| at Missouri          | 20  | 2-9    | 2-5     | 2-2   | 0-1     | 1   | 1   | 3   | 0   | 0   | 8   |
| UIC                  | 23  | 5-11   | 1-6     | 2-2   | 0-1     | 1   | 0   | 1   | 0   | 0   | 13  |
| at Southern Illinois | 32  | 5-18   | 2-11    | 2-3   | 2-1     | 3   | 1   | 4   | 0   | 2   | 14  |
| Western Illinois     | 22  | 3-9    | 2-5     | 0-0   | 0-1     | 1   | 0   | 4   | 0   | 0   | 8   |
| Missouri State       | 9   | 0-1    | 0-1     | 0-0   | 0-0     | 0   | 0   | 1   | 0   | 0   | 0   |
| at Belmont           | 16  | 3-10   | 2-6     | 2-2   | 0-0     | 0   | 1   | 2   | 0   | 0   | 10  |
| Austin Peay          | 14  | 3-5    | 2-3     | 2-2   | 0-0     | 0   | 2   | 1   | 0   | 0   | 10  |
| Murray State         | 18  | 1-3    | 1-2     | 0-0   | 0-1     | 1   | 2   | 2   | 0   | 0   | 3   |
| Saint Louis          | 13  | 0-4    | 0-3     | 0-0   | 0-0     | 0   | 2   | 2   | 1   | 0   | 0   |
| at Tennessee State   | 22  | 3-5    | 1-3     | 0-0   | 0-1     | 1   | 0   | 3   | 0   | 0   | 7   |
| UT Martin            | 22  | 4-10   | 3-8     | 2-2   | 0-0     | 0   | 3   | 2   | 0   | 0   | 13  |
| Morehead State       | 21  | 4-7    | 3-6     | 0-0   | 0-2     | 2   | 2   | 1   | 0   | 0   | 11  |
| at Eastern Illinois  | 19  | 3-8    | 3-7     | 0-0   | 0-1     | 1   | 3   | 6   | 0   | 1   | 9   |
| at SIUE              | 27  | 6-11   | 5-10    | 0-0   | 0-2     | 2   | 3   | 0   | 0   | 3   | 17  |
| Eastern Kentucky     | 16  | 1-6    | 0-5     | 1-1   | 0-0     | 0   | 1   | 3   | 0   | 1   | 3   |
| at Austin Peay       | 18  | 2-7    | 2-7     | 0-0   | 0-0     | 0   | 1   | 2   | 0   | 0   | 6   |
| Eastern Illinois     | 18  | 1-8    | 1-6     | 1-2   | 0-1     | 1   | 2   | 2   | 0   | 0   | 4   |
| at UT Martin         | 12  | 0-4    | 0-3     | 0-0   | 0-0     | 0   | 2   | 1   | 0   | 1   | 0   |

|                       |     |        |        |       |      |    |    |    |   |    |     |
|-----------------------|-----|--------|--------|-------|------|----|----|----|---|----|-----|
| at Jacksonville State | 22  | 5-13   | 4-11   | 1-2   | 1-1  | 2  | 0  | 3  | 0 | 0  | 15  |
| Tennessee Tech        | 16  | 3-11   | 1-7    | 1-1   | 1-2  | 3  | 1  | 2  | 0 | 1  | 8   |
| at Murray State       | 7   | 0-2    | 0-2    | 0-0   | 0-0  | 0  | 1  | 0  | 0 | 0  | 0   |
| Totals                | 557 | 76-211 | 48-144 | 22-25 | 4-25 | 29 | 34 | 63 | 1 | 14 | 222 |

## Olivia Hackmann

| 2012-13               | min | fg-fga | 3fg-fga | ft-fa | off-def | tot | ast | t/o | blk | stl | pts |
|-----------------------|-----|--------|---------|-------|---------|-----|-----|-----|-----|-----|-----|
| at UMKC               | 3   | 0-1    | 0-0     | 0-0   | 0-0     | 0   | 0   | 0   | 0   | 0   | 0   |
| at Kansas             | 2   | 1-1    | 0-0     | 0-0   | 1-1     | 2   | 0   | 0   | 0   | 0   | 2   |
| at Arkansas State     | 5   | 0-2    | 0-1     | 0-0   | 0-0     | 0   | 0   | 0   | 0   | 0   | 0   |
| at Houston            | 4   | 0-0    | 0-0     | 0-0   | 0-0     | 0   | 0   | 0   | 0   | 2   | 0   |
| vs UTPA               | 22  | 4-9    | 0-2     | 2-6   | 1-2     | 3   | 1   | 2   | 0   | 1   | 10  |
| at Missouri           | 22  | 2-11   | 0-1     | 0-0   | 0-7     | 7   | 2   | 0   | 0   | 1   | 4   |
| UIC                   | 11  | 1-3    | 0-1     | 2-2   | 1-0     | 1   | 1   | 1   | 0   | 1   | 4   |
| at Southern Illinois  | 5   | 0-2    | 0-1     | 0-0   | 0-1     | 1   | 0   | 2   | 0   | 0   | 0   |
| Western Illinois      | 22  | 6-10   | 0-1     | 3-3   | 0-0     | 0   | 1   | 1   | 2   | 3   | 15  |
| at Western Kentucky   | 18  | 1-4    | 0-1     | 2-2   | 0-2     | 2   | 0   | 2   | 1   | 0   | 4   |
| Missouri State        | 17  | 3-7    | 0-0     | 2-5   | 0-1     | 1   | 1   | 1   | 0   | 1   | 8   |
| at Belmont            | 10  | 0-1    | 0-0     | 0-0   | 0-0     | 0   | 0   | 0   | 0   | 0   | 0   |
| Austin Peay           | 6   | 0-0    | 0-0     | 0-0   | 0-0     | 0   | 0   | 0   | 0   | 0   | 0   |
| Murray State          | 6   | 1-3    | 0-0     | 0-0   | 1-1     | 2   | 1   | 1   | 0   | 0   | 2   |
| Saint Louis           | 16  | 4-7    | 1-1     | 0-1   | 1-1     | 2   | 0   | 0   | 0   | 1   | 9   |
| at Tennessee State    | 11  | 2-7    | 1-3     | 1-2   | 2-1     | 3   | 0   | 2   | 1   | 1   | 6   |
| UT Martin             | 13  | 6-9    | 1-1     | 0-0   | 2-1     | 3   | 0   | 2   | 0   | 0   | 13  |
| Morehead State        | 17  | 3-5    | 0-0     | 0-0   | 0-0     | 0   | 0   | 1   | 0   | 1   | 6   |
| at Eastern Illinois   | 15  | 2-5    | 0-2     | 0-0   | 1-2     | 3   | 2   | 0   | 2   | 1   | 4   |
| at SIUE               | 10  | 0-3    | 0-3     | 0-0   | 0-0     | 0   | 1   | 0   | 0   | 2   | 0   |
| Eastern Kentucky      | 6   | 0-2    | 0-0     | 0-0   | 0-2     | 2   | 0   | 0   | 0   | 0   | 0   |
| at Austin Peay        | 13  | 1-3    | 0-0     | 0-0   | 0-3     | 3   | 1   | 1   | 0   | 1   | 2   |
| Eastern Illinois      | 14  | 1-3    | 0-0     | 1-2   | 0-5     | 5   | 0   | 0   | 0   | 0   | 3   |
| SIUE                  | 29  | 4-10   | 0-0     | 0-0   | 1-1     | 2   | 2   | 1   | 1   | 3   | 8   |
| at UT Martin          | 27  | 6-14   | 1-2     | 0-0   | 0-4     | 4   | 3   | 5   | 1   | 1   | 13  |
| at Jacksonville State | 18  | 1-5    | 0-1     | 1-2   | 1-1     | 2   | 0   | 2   | 0   | 0   | 3   |
| Tennessee Tech        | 20  | 1-9    | 0-1     | 0-0   | 1-0     | 1   | 1   | 2   | 1   | 0   | 2   |
| at Murray State       | 18  | 2-4    | 0-0     | 0-0   | 3-1     | 4   | 0   | 1   | 1   | 0   | 4   |
| Totals                | 380 | 52-140 | 4-22    | 14-25 | 16-37   | 53  | 17  | 27  | 10  | 20  | 122 |

## Jordan Hunter

| 2012-13              | min | fg-fga | 3fg-fga | ft-fa | off-def | tot | ast | t/o | blk | stl | pts |
|----------------------|-----|--------|---------|-------|---------|-----|-----|-----|-----|-----|-----|
| Wright State         | 16  | 1-5    | 1-4     | 3-4   | 0-1     | 1   | 3   | 2   | 0   | 1   | 6   |
| at UMKC              | 27  | 2-9    | 1-4     | 0-0   | 0-1     | 1   | 4   | 2   | 0   | 1   | 5   |
| at Kansas            | 32  | 3-7    | 0-2     | 2-4   | 1-4     | 5   | 3   | 5   | 0   | 2   | 8   |
| at Arkansas State    | 30  | 2-5    | 0-1     | 1-2   | 0-1     | 1   | 6   | 3   | 0   | 2   | 5   |
| at Houston           | 37  | 4-9    | 1-5     | 1-2   | 1-3     | 4   | 6   | 3   | 1   | 0   | 10  |
| vs UTPA*             | 33  | 4-7    | 2-5     | 0-0   | 1-4     | 5   | 2   | 4   | 0   | 3   | 10  |
| at Missouri          | 31  | 3-7    | 2-5     | 0-0   | 1-1     | 2   | 5   | 5   | 0   | 2   | 8   |
| UIC                  | 32  | 6-13   | 1-5     | 5-6   | 1-4     | 5   | 2   | 5   | 0   | 2   | 18  |
| at Southern Illinois | 36  | 5-11   | 2-4     | 5-5   | 0-5     | 5   | 3   | 8   | 0   | 1   | 17  |
| Western Illinois     | 37  | 3-7    | 1-4     | 0-0   | 0-0     | 0   | 2   | 5   | 0   | 3   | 7   |
| at Western Kentucky  | 35  | 2-9    | 1-7     | 1-2   | 0-2     | 2   | 2   | 3   | 0   | 2   | 6   |
| Missouri State       | 30  | 1-8    | 0-3     | 5-6   | 0-2     | 2   | 2   | 3   | 1   | 0   | 7   |
| at Belmont           | 37  | 3-6    | 2-4     | 5-6   | 0-1     | 1   | 7   | 2   | 1   | 0   | 13  |
| Austin Peay          | 36  | 8-16   | 2-6     | 3-3   | 1-4     | 5   | 6   | 2   | 1   | 2   | 21  |
| Murray State         | 36  | 6-13   | 3-4     | 4-4   | 2-6     | 8   | 4   | 6   | 0   | 2   | 19  |
| Saint Louis          | 31  | 4-8    | 2-3     | 4-4   | 0-2     | 2   | 2   | 0   | 0   | 0   | 14  |
| at Tennessee State   | 36  | 5-12   | 1-3     | 6-6   | 0-4     | 4   | 7   | 6   | 0   | 0   | 17  |
| UT Martin            | 30  | 1-4    | 0-1     | 1-2   | 0-3     | 3   | 5   | 6   | 2   | 2   | 3   |
| Morehead State       | 27  | 1-3    | 0-0     | 0-0   | 1-2     | 3   | 4   | 6   | 0   | 0   | 2   |





# SOUTHEAST MISSOURI STATE UNIVERSITY

|                       |     |        |        |       |       |    |     |     |   |    |     |
|-----------------------|-----|--------|--------|-------|-------|----|-----|-----|---|----|-----|
| at Eastern Illinois   | 33  | 3-9    | 2-5    | 2-2   | 1-3   | 4  | 2   | 3   | 1 | 0  | 10  |
| at SIUE               | 35  | 1-7    | 0-1    | 0-0   | 1-0   | 1  | 4   | 4   | 0 | 1  | 2   |
| Eastern Kentucky      | 36  | 4-12   | 1-5    | 2-2   | 1-4   | 5  | 4   | 2   | 1 | 1  | 11  |
| at Austin Peay        | 26  | 0-3    | 0-3    | 4-4   | 0-3   | 3  | 1   | 3   | 0 | 0  | 4   |
| Eastern Illinois      | 28  | 4-6    | 2-4    | 0-0   | 0-3   | 3  | 3   | 2   | 0 | 1  | 10  |
| SIUE                  | 35  | 3-9    | 1-4    | 5-6   | 0-4   | 4  | 6   | 4   | 0 | 1  | 12  |
| at UT Martin          | 35  | 1-4    | 0-2    | 0-0   | 0-1   | 1  | 8   | 7   | 1 | 2  | 2   |
| at Jacksonville State | 39  | 2-9    | 1-4    | 0-0   | 2-4   | 6  | 5   | 0   | 0 | 1  | 5   |
| Tennessee Tech        | 20  | 1-4    | 0-3    | 0-0   | 0-0   | 0  | 3   | 4   | 0 | 1  | 2   |
| at Murray State       | 39  | 3-6    | 2-4    | 1-2   | 3-2   | 5  | 4   | 5   | 0 | 1  | 9   |
| Totals                | 935 | 86-228 | 31-105 | 60-72 | 17-74 | 91 | 115 | 110 | 9 | 34 | 263 |

## Connor King

| 2012-13               | min | fg-fga | 3fg-fga | ft-fa | off-def | tot | ast | t/o | blk | stl | pts |
|-----------------------|-----|--------|---------|-------|---------|-----|-----|-----|-----|-----|-----|
| Wright State          | 8   | 1-1    | 1-1     | 0-0   | 0-1     | 1   | 1   | 0   | 0   | 0   | 3   |
| at UMKC               | 2   | 0-0    | 0-0     | 0-0   | 0-0     | 0   | 0   | 1   | 0   | 0   | 0   |
| at Kansas             | 3   | 0-0    | 0-0     | 0-0   | 0-0     | 0   | 0   | 0   | 0   | 0   | 0   |
| at Arkansas State     | 4   | 0-1    | 0-1     | 0-0   | 0-0     | 0   | 0   | 0   | 0   | 0   | 0   |
| at Houston            | 16  | 1-4    | 0-0     | 0-0   | 1-3     | 4   | 0   | 0   | 0   | 0   | 2   |
| vs UTPA               | 23  | 2-8    | 0-1     | 0-1   | 3-7     | 10  | 0   | 3   | 0   | 2   | 4   |
| at Missouri           | 29  | 3-8    | 0-2     | 5-7   | 3-4     | 7   | 0   | 1   | 0   | 0   | 11  |
| UIC                   | 9   | 2-5    | 0-0     | 0-0   | 1-2     | 3   | 0   | 0   | 0   | 0   | 4   |
| at Southern Illinois  | 11  | 1-2    | 0-0     | 0-0   | 3-0     | 3   | 0   | 1   | 0   | 0   | 2   |
| Western Illinois      | 25  | 0-2    | 0-0     | 1-2   | 1-5     | 6   | 1   | 2   | 0   | 1   | 1   |
| at Western Kentucky   | 14  | 0-1    | 0-0     | 0-0   | 0-1     | 1   | 0   | 1   | 0   | 0   | 0   |
| Missouri State        | 14  | 0-2    | 0-0     | 0-0   | 0-2     | 2   | 0   | 1   | 0   | 1   | 0   |
| at Belmont            | 4   | 0-2    | 0-1     | 0-0   | 0-0     | 0   | 0   | 0   | 0   | 0   | 0   |
| Austin Peay           | 14  | 1-3    | 0-1     | 0-0   | 0-7     | 7   | 0   | 0   | 2   | 0   | 2   |
| Murray State          | 3   | 0-1    | 0-1     | 0-0   | 0-0     | 0   | 0   | 0   | 0   | 0   | 0   |
| Saint Louis           | 5   | 0-2    | 0-1     | 0-0   | 0-1     | 1   | 0   | 1   | 0   | 0   | 0   |
| at Tennessee State    | 17  | 1-3    | 0-0     | 2-2   | 1-3     | 4   | 0   | 2   | 0   | 0   | 4   |
| UT Martin             | 2   | 0-0    | 0-0     | 0-0   | 0-0     | 0   | 0   | 0   | 0   | 0   | 0   |
| Morehead State        | 2   | 0-0    | 0-0     | 0-0   | 1-0     | 1   | 2   | 1   | 0   | 0   | 0   |
| at Eastern Illinois   | 12  | 1-1    | 0-0     | 0-0   | 0-3     | 3   | 0   | 0   | 1   | 1   | 2   |
| at SIUE               | 4   | 0-0    | 0-0     | 0-0   | 0-1     | 1   | 0   | 0   | 0   | 1   | 0   |
| Eastern Kentucky      | 1   | 0-0    | 0-0     | 0-0   | 0-0     | 0   | 0   | 0   | 0   | 0   | 0   |
| at Austin Peay        | 3   | 0-0    | 0-0     | 0-0   | 0-1     | 1   | 0   | 0   | 0   | 0   | 0   |
| Eastern Illinois      | 11  | 0-2    | 0-1     | 0-0   | 1-3     | 4   | 0   | 0   | 0   | 0   | 0   |
| at Jacksonville State | 6   | 0-0    | 0-0     | 0-0   | 0-3     | 3   | 2   | 1   | 0   | 0   | 0   |
| Tennessee Tech        | 4   | 0-0    | 0-0     | 0-0   | 0-1     | 1   | 2   | 0   | 0   | 0   | 0   |
| Totals                | 246 | 13-48  | 1-10    | 8-12  | 15-48   | 63  | 8   | 15  | 3   | 6   | 35  |

## Patricia Mack

| 2009-10              | min | fg-fga | 3fg-fga | ft-fa | off-def | tot | ast | t/o | blk | stl | pts |
|----------------------|-----|--------|---------|-------|---------|-----|-----|-----|-----|-----|-----|
| UMSL                 | 15  | 2-6    | 0-0     | 0-0   | 1-3     | 4   | 0   | 4   | 0   | 2   | 4   |
| Southern Mississippi | 13  | 0-1    | 0-0     | 0-0   | 0-0     | 0   | 1   | 0   | 0   | 0   | 0   |
| at Missouri State    | 20  | 2-6    | 1-3     | 0-1   | 0-4     | 4   | 2   | 2   | 2   | 1   | 5   |
| at Indiana State     | 22  | 0-7    | 0-4     | 0-0   | 2-4     | 6   | 0   | 0   | 0   | 1   | 0   |
| UW-Green Bay         | 19  | 1-3    | 0-1     | 1-4   | 1-6     | 7   | 1   | 2   | 1   | 0   | 3   |
| at Austin Peay       | 10  | 0-1    | 0-0     | 0-0   | 0-0     | 0   | 0   | 0   | 0   | 2   | 0   |
| at Tennessee State   | 9   | 2-2    | 1-1     | 0-0   | 0-1     | 1   | 0   | 2   | 0   | 0   | 5   |
| Bethel               | 6   | 0-0    | 0-0     | 0-0   | 0-1     | 1   | 0   | 1   | 0   | 0   | 0   |
| UT Arlington         | 8   | 1-3    | 0-1     | 0-1   | 3-2     | 5   | 0   | 1   | 0   | 0   | 2   |
| at Central Arkansas  | 8   | 3-3    | 0-0     | 0-0   | 1-1     | 2   | 1   | 2   | 1   | 0   | 6   |
| at UALR              | 15  | 1-6    | 0-1     | 0-2   | 2-3     | 5   | 3   | 6   | 0   | 0   | 2   |
| Tennessee Tech       | 29  | 6-10   | 0-0     | 0-0   | 6-7     | 13  | 1   | 4   | 0   | 0   | 12  |
| Jacksonville State   | 28  | 4-8    | 0-0     | 1-2   | 3-9     | 12  | 0   | 1   | 0   | 1   | 9   |
| at Eastern Illinois  | 22  | 1-7    | 0-1     | 2-2   | 1-3     | 4   | 3   | 1   | 1   | 3   | 4   |

|                       |     |        |      |       |        |     |    |    |    |    |     |
|-----------------------|-----|--------|------|-------|--------|-----|----|----|----|----|-----|
| at Morehead State     | 19  | 1-3    | 0-0  | 1-2   | 0-3    | 3   | 1  | 3  | 0  | 0  | 3   |
| at Eastern Kentucky   | 16  | 1-3    | 0-0  | 0-0   | 1-1    | 2   | 0  | 2  | 0  | 1  | 2   |
| UT Martin             | 24  | 0-3    | 0-1  | 1-6   | 2-2    | 4   | 3  | 1  | 1  | 2  | 1   |
| Murray State          | 22  | 3-7    | 1-2  | 3-10  | 8-4    | 12  | 1  | 1  | 0  | 0  | 10  |
| at Jacksonville State | 32  | 4-9    | 2-5  | 2-2   | 1-7    | 8   | 4  | 2  | 1  | 2  | 12  |
| at Tennessee Tech     | 33  | 3-6    | 1-1  | 4-6   | 2-7    | 9   | 1  | 4  | 3  | 0  | 11  |
| SIUE                  | 29  | 5-12   | 2-5  | 1-2   | 0-8    | 8   | 2  | 4  | 0  | 3  | 13  |
| Eastern Illinois      | 28  | 0-3    | 0-0  | 0-0   | 1-2    | 3   | 3  | 5  | 0  | 1  | 0   |
| Morehead State        | 24  | 1-9    | 0-2  | 2-2   | 0-10   | 10  | 2  | 3  | 1  | 0  | 4   |
| at Murray State       | 24  | 3-7    | 0-2  | 2-2   | 2-7    | 9   | 1  | 2  | 0  | 1  | 8   |
| at UT Martin          | 13  | 0-2    | 0-1  | 0-0   | 1-2    | 3   | 0  | 2  | 0  | 0  | 0   |
| Tennessee State       | 23  | 3-9    | 0-4  | 3-3   | 2-4    | 6   | 3  | 2  | 0  | 0  | 9   |
| Austin Peay           | 22  | 4-9    | 0-1  | 0-0   | 1-3    | 4   | 1  | 0  | 0  | 0  | 8   |
| Totals                | 533 | 51-145 | 8-36 | 23-47 | 41-104 | 145 | 34 | 57 | 11 | 20 | 133 |

| 2010-11            | min | fg-fga | 3fg-fga | ft-fa | off-def | tot | ast | t/o | blk | stl | pts |
|--------------------|-----|--------|---------|-------|---------|-----|-----|-----|-----|-----|-----|
| vs Sam Houston St. | 14  | 1-2    | 0-0     | 0-1   | 1-0     | 1   | 0   | 2   | 0   | 0   | 2   |
| vs Jackson State   | 4   | 0-1    | 0-0     | 0-0   | 0-0     | 0   | 0   | 1   | 0   | 0   | 0   |
| Totals             | 18  | 1-3    | 0-0     | 0-1   | 1-0     | 1   | 0   | 3   | 0   | 0   | 2   |

| 2011-12               | min | fg-fga | 3fg-fga | ft-fa | off-def | tot | ast | t/o | blk | stl | pts |
|-----------------------|-----|--------|---------|-------|---------|-----|-----|-----|-----|-----|-----|
| at NC State           | 17  | 0-4    | 0-1     | 0-0   | 0-2     | 2   | 0   | 3   | 0   | 0   | 0   |
| at Saint Louis        | 12  | 0-3    | 0-0     | 0-0   | 3-1     | 4   | 1   | 1   | 0   | 1   | 0   |
| at UIC                | 20  | 1-1    | 0-0     | 0-0   | 1-2     | 3   | 0   | 0   | 0   | 0   | 2   |
| Ole Miss              | 12  | 0-3    | 0-0     | 0-0   | 2-1     | 3   | 0   | 3   | 0   | 1   | 0   |
| at UAB                | 15  | 0-1    | 0-0     | 0-0   | 1-5     | 6   | 1   | 0   | 0   | 0   | 0   |
| vs Samford            | 13  | 3-4    | 0-0     | 0-0   | 2-2     | 4   | 1   | 4   | 0   | 1   | 6   |
| Arkansas State        | 14  | 0-0    | 0-0     | 0-0   | 2-6     | 8   | 1   | 3   | 0   | 0   | 0   |
| at Northern Iowa      | 12  | 1-2    | 0-0     | 0-1   | 0-3     | 3   | 2   | 2   | 0   | 0   | 2   |
| Lindenwood            | 11  | 1-2    | 0-0     | 3-4   | 5-2     | 7   | 1   | 0   | 0   | 0   | 5   |
| at Western Michigan   | 9   | 1-2    | 0-0     | 0-0   | 0-3     | 3   | 0   | 2   | 0   | 0   | 2   |
| vs Central Michigan   | 24  | 2-4    | 0-1     | 5-8   | 4-6     | 10  | 0   | 3   | 0   | 1   | 9   |
| at Wright State       | 16  | 1-1    | 0-0     | 1-2   | 2-6     | 8   | 0   | 3   | 0   | 1   | 3   |
| vs Longwood           | 5   | 0-0    | 0-0     | 0-0   | 0-0     | 0   | 0   | 2   | 0   | 0   | 0   |
| Morehead State        | 29  | 5-7    | 0-0     | 5-8   | 3-8     | 11  | 1   | 3   | 0   | 4   | 15  |
| Murray State          | 23  | 1-2    | 0-0     | 0-0   | 7-3     | 10  | 1   | 1   | 0   | 1   | 2   |
| Jacksonville State    | 12  | 1-2    | 0-0     | 2-2   | 0-2     | 2   | 0   | 2   | 0   | 0   | 4   |
| at Eastern Kentucky   | 26  | 2-7    | 0-0     | 2-2   | 3-4     | 7   | 2   | 0   | 0   | 0   | 6   |
| Eastern Illinois      | 18  | 0-4    | 0-1     | 1-2   | 3-3     | 6   | 0   | 1   | 1   | 1   | 1   |
| SIUE                  | 15  | 1-1    | 0-0     | 0-0   | 3-0     | 3   | 1   | 0   | 0   | 0   | 2   |
| at Tennessee Tech     | 16  | 2-6    | 0-0     | 2-2   | 0-4     | 4   | 1   | 0   | 0   | 0   | 6   |
| at UT Martin          | 13  | 0-1    | 0-0     | 0-0   | 3-6     | 9   | 1   | 2   | 0   | 0   | 0   |
| Austin Peay           | 13  | 1-2    | 0-0     | 1-2   | 0-3     | 3   | 1   | 0   | 1   | 0   | 3   |
| at Eastern Illinois   | 15  | 1-2    | 0-0     | 0-1   | 0-2     | 2   | 0   | 1   | 0   | 1   | 2   |
| Tennessee State       | 22  | 2-7    | 0-0     | 4-4   | 4-2     | 6   | 0   | 2   | 2   | 1   | 8   |
| at Murray State       | 7   | 0-0    | 0-0     | 0-0   | 0-3     | 3   | 1   | 1   | 0   | 0   | 0   |
| at SIUE               | 25  | 3-6    | 0-1     | 2-5   | 6-7     | 13  | 0   | 0   | 1   | 0   | 8   |
| UT Martin             | 21  | 1-5    | 0-1     | 1-2   | 1-5     | 6   | 0   | 1   | 0   | 1   | 3   |
| at Jacksonville State | 18  | 0-1    | 0-0     | 0-0   | 0-1     | 1   | 0   | 2   | 1   | 1   | 0   |
| at Austin Peay        | 5   | 1-2    | 0-0     | 1-1   | 1-1     | 2   | 0   | 0   | 0   | 0   | 3   |
| Totals                | 458 | 31-82  | 0-5     | 30-46 | 56-93   | 149 | 16  | 42  | 6   | 15  | 92  |

| 2012-13           | min | fg-fga | 3fg-fga | ft-fa | off-def | tot | ast | t/o | blk | stl | pts |
|-------------------|-----|--------|---------|-------|---------|-----|-----|-----|-----|-----|-----|
| Wright State      | 19  | 3-3    | 0-0     | 0-0   | 2-5     | 7   | 2   | 3   | 0   | 1   | 6   |
| at UMKC           | 16  | 1-4    | 0-1     | 0-0   | 1-3     | 4   | 2   | 4   | 0   | 0   | 2   |
| at Kansas         | 21  | 2-10   | 0-1     | 0-0   | 2-5     | 7   | 0   | 4   | 0   | 1   | 4   |
| at Arkansas State | 32  | 8-12   | 1-1     | 0-1   | 4-6     | 10  | 0   | 2   | 0   | 1   | 17  |
| at Houston        | 20  | 0-2    | 0-0     | 0-0   | 1-6     | 7   | 0   | 2   | 0   | 1   | 0   |

## Returner Statistics



## Returner Statistics

|                       |     |        |      |       |        |     |    |    |    |    |     |
|-----------------------|-----|--------|------|-------|--------|-----|----|----|----|----|-----|
| vs UTPA               | 26  | 3-9    | 1-2  | 4-4   | 2-2    | 4   | 2  | 1  | 0  | 1  | 11  |
| at Missouri           | 20  | 2-6    | 0-2  | 0-0   | 7-5    | 12  | 2  | 1  | 0  | 1  | 4   |
| UIC                   | 28  | 2-8    | 0-0  | 2-2   | 6-11   | 17  | 2  | 1  | 0  | 1  | 6   |
| at Southern Illinois  | 29  | 3-6    | 0-1  | 1-2   | 4-7    | 11  | 1  | 1  | 1  | 1  | 7   |
| Western Illinois      | 33  | 1-4    | 0-1  | 4-7   | 1-15   | 16  | 4  | 2  | 0  | 2  | 6   |
| at Western Kentucky   | 20  | 1-5    | 0-0  | 0-0   | 3-7    | 10  | 1  | 4  | 0  | 1  | 2   |
| Missouri State        | 29  | 5-10   | 0-1  | 2-3   | 3-7    | 10  | 1  | 1  | 0  | 1  | 12  |
| at Belmont            | 35  | 1-6    | 0-3  | 3-4   | 4-7    | 11  | 3  | 4  | 0  | 3  | 5   |
| Austin Peay           | 18  | 1-1    | 0-0  | 0-0   | 0-4    | 4   | 2  | 3  | 0  | 0  | 2   |
| Murray State          | 24  | 2-5    | 0-1  | 0-0   | 4-8    | 12  | 3  | 2  | 1  | 2  | 4   |
| Saint Louis           | 29  | 3-8    | 0-0  | 2-4   | 4-11   | 15  | 3  | 2  | 1  | 2  | 8   |
| at Tennessee State    | 31  | 1-4    | 0-0  | 1-3   | 1-6    | 7   | 2  | 3  | 1  | 0  | 3   |
| UT Martin             | 25  | 2-8    | 0-1  | 0-0   | 3-6    | 9   | 1  | 2  | 0  | 1  | 4   |
| Morehead State        | 26  | 2-6    | 0-0  | 0-4   | 1-8    | 9   | 3  | 0  | 1  | 1  | 4   |
| at Eastern Illinois   | 33  | 4-8    | 0-2  | 2-2   | 3-5    | 8   | 3  | 2  | 1  | 0  | 10  |
| at SIUE               | 29  | 3-11   | 0-1  | 0-0   | 5-5    | 10  | 3  | 3  | 1  | 1  | 6   |
| Eastern Kentucky      | 29  | 3-9    | 0-1  | 0-0   | 2-8    | 10  | 1  | 1  | 0  | 1  | 6   |
| at Austin Peay        | 26  | 2-4    | 0-0  | 0-0   | 2-7    | 9   | 2  | 5  | 1  | 1  | 4   |
| Eastern Illinois      | 24  | 1-5    | 0-2  | 0-0   | 1-4    | 5   | 1  | 0  | 1  | 0  | 2   |
| SIUE                  | 38  | 2-7    | 0-1  | 2-2   | 6-1    | 7   | 4  | 2  | 1  | 2  | 6   |
| at UT Martin          | 28  | 5-7    | 0-0  | 1-1   | 1-11   | 12  | 1  | 0  | 0  | 0  | 11  |
| at Jacksonville State | 28  | 0-2    | 0-0  | 0-0   | 0-12   | 12  | 1  | 1  | 1  | 2  | 0   |
| Tennessee Tech        | 19  | 1-3    | 0-1  | 0-0   | 3-3    | 6   | 0  | 1  | 0  | 1  | 2   |
| at Murray State       | 22  | 4-6    | 1-1  | 1-1   | 1-8    | 9   | 0  | 2  | 0  | 0  | 10  |
| Totals                | 757 | 68-179 | 3-24 | 25-40 | 77-193 | 270 | 50 | 59 | 11 | 29 | 164 |

### Yelena Rosado

| 2011-12             | min | fg-fga | 3fg-fga | ft-fa | off-def | tot | ast | t/o | blk | stl | pts |
|---------------------|-----|--------|---------|-------|---------|-----|-----|-----|-----|-----|-----|
| at NC State         | 22  | 2-8    | 0-2     | 0-1   | 1-1     | 2   | 1   | 1   | 0   | 1   | 4   |
| at Saint Louis      | 20  | 4-8    | 0-2     | 0-2   | 0-1     | 1   | 1   | 1   | 0   | 2   | 8   |
| at UIC              | 18  | 1-4    | 0-1     | 4-8   | 0-3     | 3   | 0   | 1   | 0   | 0   | 6   |
| Ole Miss            | 7   | 0-0    | 0-0     | 0-2   | 0-0     | 0   | 0   | 2   | 0   | 0   | 0   |
| at UAB              | 21  | 1-4    | 0-1     | 2-4   | 0-1     | 1   | 2   | 4   | 0   | 0   | 4   |
| vs Samford          | 6   | 0-1    | 0-0     | 1-2   | 0-0     | 0   | 1   | 1   | 0   | 0   | 1   |
| Arkansas State      | 1   | 0-0    | 0-0     | 0-0   | 0-0     | 0   | 0   | 0   | 0   | 0   | 0   |
| at Northern Iowa    | 8   | 0-1    | 0-0     | 0-0   | 0-0     | 0   | 0   | 1   | 0   | 1   | 0   |
| Lindenwood          | 2   | 0-0    | 0-0     | 2-4   | 0-0     | 0   | 0   | 0   | 0   | 0   | 2   |
| at Western Michigan | 14  | 2-6    | 1-2     | 0-0   | 1-0     | 1   | 0   | 0   | 0   | 1   | 5   |
| vs Central Michigan | 12  | 2-3    | 0-0     | 0-1   | 2-0     | 2   | 0   | 2   | 0   | 0   | 4   |
| at Wright State     | 4   | 0-0    | 0-0     | 2-2   | 0-0     | 0   | 0   | 1   | 0   | 0   | 2   |
| vs Longwood         | 5   | 0-1    | 0-0     | 0-0   | 0-0     | 0   | 0   | 0   | 0   | 0   | 0   |
| Morehead State      | 11  | 1-4    | 0-2     | 2-4   | 0-0     | 0   | 0   | 2   | 0   | 0   | 4   |
| Murray State        | 1   | 0-0    | 0-0     | 0-0   | 0-0     | 0   | 0   | 1   | 0   | 0   | 0   |
| Jacksonville State  | 4   | 0-0    | 0-0     | 2-2   | 0-0     | 0   | 0   | 0   | 0   | 1   | 2   |
| at Eastern Kentucky | 1   | 0-0    | 0-0     | 0-0   | 0-0     | 0   | 0   | 1   | 0   | 0   | 0   |
| Eastern Illinois    | 20  | 1-7    | 0-2     | 3-4   | 0-2     | 2   | 1   | 1   | 1   | 0   | 5   |
| SIUE                | 5   | 1-2    | 0-0     | 0-0   | 0-0     | 0   | 1   | 2   | 0   | 1   | 2   |
| at Tennessee Tech   | 6   | 1-1    | 0-0     | 0-0   | 0-2     | 2   | 0   | 2   | 0   | 0   | 2   |
| at UT Martin        | 10  | 1-2    | 0-0     | 0-0   | 1-0     | 1   | 0   | 5   | 0   | 0   | 2   |
| Austin Peay         | 4   | 1-1    | 0-0     | 2-4   | 0-0     | 0   | 0   | 1   | 0   | 1   | 4   |
| at Eastern Illinois | 15  | 0-7    | 0-1     | 1-2   | 1-2     | 3   | 1   | 1   | 0   | 0   | 1   |
| Tennessee State     | 3   | 0-1    | 0-0     | 0-0   | 0-0     | 0   | 0   | 1   | 0   | 0   | 0   |
| UT Martin           | 1   | 0-0    | 0-0     | 0-0   | 0-0     | 0   | 1   | 0   | 0   | 0   | 0   |
| at Austin Peay      | 1   | 2-2    | 0-0     | 0-0   | 0-1     | 1   | 1   | 0   | 0   | 0   | 4   |
| Totals              | 222 | 20-63  | 1-13    | 21-42 | 6-13    | 19  | 10  | 31  | 1   | 8   | 62  |

| 2012-13           | min | fg-fga | 3fg-fga | ft-fa | off-def | tot | ast | t/o | blk | stl | pts |
|-------------------|-----|--------|---------|-------|---------|-----|-----|-----|-----|-----|-----|
| at Arkansas State | 4   | 0-0    | 0-0     | 0-0   | 0-1     | 1   | 0   | 1   | 0   | 0   | 0   |

|                     |    |     |     |     |     |   |   |   |   |   |   |
|---------------------|----|-----|-----|-----|-----|---|---|---|---|---|---|
| vs UTPA             | 4  | 0-1 | 0-0 | 0-0 | 0-0 | 0 | 1 | 0 | 0 | 0 | 0 |
| at Missouri         | 4  | 0-2 | 0-0 | 1-2 | 0-1 | 1 | 0 | 0 | 0 | 0 | 1 |
| at Western Kentucky | 3  | 0-2 | 0-0 | 0-0 | 0-0 | 0 | 0 | 0 | 0 | 0 | 0 |
| Murray State        | 2  | 0-0 | 0-0 | 0-0 | 0-0 | 0 | 0 | 0 | 0 | 0 | 0 |
| at Eastern Illinois | 3  | 0-1 | 0-0 | 0-1 | 0-1 | 1 | 1 | 0 | 0 | 0 | 0 |
| Eastern Illinois    | 1  | 0-1 | 0-0 | 0-0 | 0-0 | 0 | 0 | 0 | 0 | 0 | 0 |
| at UT Martin        | 6  | 0-1 | 0-0 | 0-0 | 0-0 | 0 | 0 | 0 | 0 | 0 | 0 |
| Totals              | 27 | 0-8 | 0-0 | 1-3 | 0-3 | 3 | 2 | 1 | 0 | 0 | 1 |

### Kara Wright

| 2012-13               | min | fg-fga | 3fg-fga | ft-fa | off-def | tot | ast | t/o | blk | stl | pts |
|-----------------------|-----|--------|---------|-------|---------|-----|-----|-----|-----|-----|-----|
| Wright State          | 13  | 1-4    | 1-2     | 0-0   | 0-1     | 1   | 1   | 0   | 0   | 0   | 3   |
| at UMKC               | 12  | 2-3    | 1-1     | 0-0   | 0-3     | 3   | 0   | 0   | 0   | 0   | 5   |
| at Kansas             | 21  | 3-7    | 1-2     | 1-1   | 0-3     | 3   | 1   | 1   | 1   | 0   | 8   |
| at Arkansas State     | 27  | 3-9    | 1-2     | 0-0   | 3-0     | 3   | 1   | 2   | 0   | 0   | 7   |
| at Houston            | 16  | 0-2    | 0-1     | 0-0   | 1-2     | 3   | 1   | 4   | 0   | 1   | 0   |
| vs UTPA               | 5   | 0-1    | 0-0     | 0-0   | 0-2     | 2   | 0   | 0   | 0   | 1   | 0   |
| at Missouri           | 22  | 2-2    | 1-1     | 0-0   | 0-0     | 0   | 0   | 1   | 0   | 0   | 5   |
| UIC                   | 22  | 3-5    | 0-2     | 0-2   | 1-4     | 5   | 3   | 0   | 1   | 1   | 6   |
| at Southern Illinois  | 20  | 3-7    | 0-0     | 0-0   | 0-2     | 2   | 1   | 1   | 0   | 0   | 6   |
| Western Illinois      | 17  | 2-5    | 0-2     | 2-2   | 0-5     | 5   | 1   | 2   | 1   | 0   | 6   |
| at Western Kentucky   | 37  | 6-9    | 1-3     | 2-2   | 3-5     | 8   | 2   | 5   | 2   | 2   | 15  |
| Missouri State        | 30  | 4-11   | 1-4     | 2-3   | 0-1     | 1   | 1   | 3   | 1   | 0   | 11  |
| at Belmont            | 24  | 4-9    | 0-2     | 0-1   | 1-4     | 5   | 3   | 2   | 0   | 3   | 8   |
| Austin Peay           | 32  | 2-5    | 0-3     | 1-4   | 1-2     | 3   | 3   | 2   | 0   | 4   | 5   |
| Murray State          | 25  | 3-9    | 0-2     | 3-4   | 1-3     | 4   | 5   | 1   | 1   | 0   | 9   |
| Saint Louis           | 20  | 2-3    | 1-1     | 0-0   | 0-2     | 2   | 1   | 1   | 0   | 0   | 5   |
| at Tennessee State    | 26  | 2-7    | 1-1     | 2-4   | 0-1     | 1   | 1   | 2   | 1   | 1   | 7   |
| UT Martin             | 31  | 3-7    | 1-2     | 3-4   | 1-1     | 2   | 7   | 2   | 0   | 1   | 10  |
| Morehead State        | 30  | 4-6    | 1-2     | 3-3   | 0-6     | 6   | 2   | 2   | 1   | 1   | 12  |
| at Eastern Illinois   | 22  | 0-2    | 0-0     | 0-0   | 0-2     | 2   | 4   | 1   | 1   | 0   | 0   |
| at SIUE               | 32  | 8-13   | 1-3     | 5-7   | 0-5     | 5   | 2   | 0   | 0   | 1   | 22  |
| Eastern Kentucky      | 28  | 0-12   | 0-4     | 0-1   | 0-1     | 1   | 1   | 0   | 0   | 2   | 0   |
| at Austin Peay        | 35  | 7-12   | 1-2     | 8-10  | 0-5     | 5   | 2   | 1   | 1   | 2   | 23  |
| Eastern Illinois      | 20  | 4-5    | 0-1     | 1-2   | 0-2     | 2   | 2   | 2   | 0   | 0   | 9   |
| SIUE                  | 32  | 7-13   | 3-5     | 3-4   | 2-1     | 3   | 1   | 2   | 2   | 1   | 20  |
| at UT Martin          | 30  | 5-10   | 0-3     | 5-7   | 2-4     | 6   | 4   | 2   | 1   | 1   | 15  |
| at Jacksonville State | 27  | 5-11   | 1-4     | 2-2   | 0-1     | 1   | 2   | 2   | 0   | 1   | 13  |
| Tennessee Tech        | 21  | 3-5    | 0-0     | 1-2   | 2-1     | 3   | 0   | 1   | 0   | 0   | 7   |
| at Murray State       | 22  | 4-8    | 0-1     | 2-2   | 0-2     | 2   | 4   | 3   | 1   | 2   | 10  |
| Totals                | 699 | 92-202 | 17-56   | 46-67 | 18-71   | 89  | 56  | 45  | 15  | 25  | 247 |





# SOUTHEAST MISSOURI STATE UNIVERSITY



## 42 Kenya Brown

»Center »6-3 »Jr. »Cincinnati, Ohio »Moberly Area CC

**College (Hampton/Moberly Area CC):** Played four games for Hampton in 2011-12 before transferring to Moberly Area Community College ... played in 30 games in 2012-13, averaging 4.6 points and 5.0 rebounds per game while starting 29 times ... scored in double figures four times ... also notched two double-doubles ... helped team go 23-8.

**High School:** Named team's MVP and defensive player of the year as a senior ... also won her team's Heart of a Tiger Award during her senior season.

**Personal:** Born Dec. 8, 1992 ... daughter of Cassandra and Adrian Brown ... has one brother, Aveion.



## 13 Bailey Geiman

»Forward »6-1 »Fr. »Stilwell, Kan. »Blue Valley

**High School:** Tabbed a three-star recruit by ESPN HoopGurlz ... rated 82nd nationally among forward prospects by ESPN HoopGurlz ... lettered in each of her first three years in basketball ... named third-team all-state by the Topeka Capital Journal last season ... earned preseason second-team all-state (all classes) honors by Rivals.com ... placed on two all-tournament teams during the 2011-12 season ... earned first team All-Eastern Kansas League distinction in 2011-12 after being a second-team all-league pick in 2010-11 ... four-year honor roll student.

**Personal:** Born Oct. 13, 1994 in Olathe, Kan. ... parents are Cindy and Todd Geiman ... full name is Bailey Kay Geiman.



## 14 Brittany Harris

»Forward »6-0 »Fr. »Dexter, Mo. »Dexter

**High School:** Lettered four times in basketball while earning two letters in volleyball and one more in track and field ... led her conference in scoring three-straight seasons, being named first-team all-conference each time ... named player of the year in her conference as a senior ... named all-state three times, including first-team honors as a senior ... broke school record with 1,783 career points ... member of the Dexter Honors Society.

**Personal:** Full name is Brittany Michelle Harris ... born Aug. 18, 1994 in Poplar Bluff, Mo. ... parents are Jason and Samantha Harris.

## Newcomers





## 23 Jade Holly

»Guard »5-9 »Fr. »Columbia, Mo. »Hickman

**High School:** Averaged 13.4 points per game as a sophomore in 2010-11 ... helped team go 17-8 that season ... named team MVP as a sophomore ... lettered three times in basketball ... member of the honor roll.

**Personal:** Full name is Jade Yvette Holly ... born Dec. 17, 1994 in Columbia, Mo. ... parents are Mark and Dalynne Holly.



## 3 Hillary Lively

»Forward »6-1 »Jr. »Cayuga, Ind. »Danville Area CC

**College (Danville Area CC):** Named All-Midwest Athletic Conference (MWAC) twice, earning first-team all-conference honors and NJCAA first-team all-region honors in 2012-13 ... led the nation in field goal percentage (61.6 percent) in 2012-13 ... averaged a team-best 11.9 points and 6.4 rebounds per game as a sophomore after netting 9.8 points and 6.5 rebounds per game in her freshman season ... also dished out 1.8 assists per game in the 2012-13 season.

**High School:** Lettered three times in basketball and twice in track and field ... served as basketball team captain as a senior ... named first-team all-conference and all-sectional twice ... cracked the state's top-10 in rebounds, averaging 11.3 per game during the 2008-09 season ... averaged 16.0 points, 9.0 rebounds and 3.0 assists per game during her junior season.

**Personal:** Full name is Hillary Nichole Lively ... born Feb. 15, 1992 in Champaign, Ill. ... parents are Susan Henson and Paul Lively.



## 10 Ashton Luttrull

»Guard »5-7 »Fr. »Ewing, Mo. »Highland

**High School:** Lettered three times in basketball and earned four more letters in softball ... named Class 3 all-state by the Missouri Sportswriters and Sportscasters Association ... named first-team all-district by area coaches three times in basketball and two more times in softball ... named the Clarence Cannon Conference Player of the Year in the 2011-12 season ... earned all-conference honors three times in basketball and twice in softball ... tabbed all-area three times in basketball and twice in softball by the Quincy Herald Whig ... president of National Honor Society ... piano player who has earned two No. 1 state ratings.

**Personal:** Born Nov. 27, 1994 in Hannibal, Mo. ... parents are Rick and Melissa Luttrull ... full name is Ashton Elizabeth Luttrull.





# SOUTHEAST MISSOURI STATE UNIVERSITY



## 1 Brianna Mitchell

"Guard "5-6 "Fr. "Germantown, Tenn. "Germantown

**High School:** Scored over 1,000 points over her first three seasons ... averaged 16.6 points, 3.5 assists and 3.9 steals per game as a junior ... helped guide team to a 21-10 overall record in 2011-12 season ... voted team MVP in each of her first three seasons ... named first-team all-district twice and second-team all-district once.

**Personal:** Born June 14, 1995 in Memphis, Tenn. ... parents are Banatha Waller Cooper, Manuel James Cooper and Brian Keith Mitchell.



## 0 Jasmine Robinson

"Guard "5-7 "Sr. "Memphis, Tenn. "Alabama

**College (Alabama):** Lettered in each of her three seasons ... led the team in scoring as a sophomore in 2011-12, averaging 11.4 points per game ... notched 17 points in an upset win over No. 7 Kentucky during the 2011-12 season ... averaged at least 7.4 points per game in all three seasons ... finished her junior season averaging 9.5 points per game ... scored in double figures 42 times in her career ... recorded the first double-double of her collegiate career last season with 26 points and 13 rebounds against North Texas on Nov. 19.

**High School:** Ranked 65th overall recruit by ESPNU HoopGurlz in the class of 2010 ... one of 13 players chosen to play in Japan for the Adidas Candace Parker Aces Global Travel Team ... garnered all-state accolades for the second time during her senior season ... averaged 21 points per game and helped lead Overton High School to its first appearance since 1967 in the Tennessee state tournament ... served as team captain since her sophomore year ... played club basketball for the Memphis Lady Bobcats Gold Team.

**Personal:** Born Dec. 2, 1991 ... daughter of Gregory Robinson and Valery Moore ... has three brothers, Ronald, Nicholas and Tyler.





# SOUTHEAST MISSOURI STATE UNIVERSITY



## 2012-13 SEASON REVIEW

### IN THIS SECTION . . .

- » 2012-13 Final Statistics
- » Category Leaders
- » 2012-13 Box Scores





# SOUTHEAST MISSOURI STATE UNIVERSITY

## 2012-13 Schedule/Results

| <u>Record</u>  | <u>Overall</u> | <u>Home</u> | <u>Away</u> | <u>Neutral</u> |
|----------------|----------------|-------------|-------------|----------------|
| All Games      | (11-18)        | (7-6)       | (3-12)      | (1-0)          |
| Conference     | (5-11)         | (3-5)       | (2-6)       | (0-0)          |
| Non-Conference | (6-7)          | (4-1)       | (1-6)       | (1-0)          |

| <u>Date</u> | <u>Opponent</u>        | <u>W/L Score</u> | <u>Attend</u> |
|-------------|------------------------|------------------|---------------|
| 11/9/12     | WRIGHT STATE           | W, 78-66         | 852           |
| 11/12/12    | at Kansas City         | L, 64-69         | 572           |
| 11/14/12    | at Kansas              | L, 58-68         | 1613          |
| 11/19/12    | at Arkansas State      | W, 52-51         | 1931          |
| 11/23/12    | at Houston!            | L, 44-61         | 570           |
| 11/24/12    | vs UTPA!               | W, 55-54         | 419           |
| 11/29/12    | at Missouri            | L, 51-80         | 1210          |
| 12/1/12     | UIC                    | W, 67-52         | 524           |
| 12/5/12     | at Southern Illinois   | L, 57-58         | 240           |
| 12/8/12     | WESTERN ILLINOIS       | W, 56-47         | 702           |
| 12/16/12    | at Western Kentucky    | L, 46-60         | 714           |
| 12/21/12    | MISSOURI STATE         | L, 55-69         | 724           |
| 12/31/12    | at Belmont*            | L, 58-71         | 385           |
| 1/5/13      | AUSTIN PEAY*           | W, 71-57         | 798           |
| 1/7/13      | MURRAY STATE*          | W, 70-58         | 423           |
| 1/9/13      | SAINT LOUIS            | W, 59-52         | 428           |
| 1/14/13     | at Tennessee State*    | L, 58-68         | 426           |
| 1/16/13     | UT MARTIN*             | L, 71-82         | 517           |
| 1/21/13     | MOREHEAD STATE*        | L, 64-70         | 577           |
| 1/26/13     | at Eastern Illinois*   | L, 62-82         | 756           |
| 1/28/13     | at SIU Edwardsville*   | L, 65-78         | 789           |
| 2/02/13     | EASTERN KENTUCKY*      | L, 49-53         | 691           |
| 2/4/13      | at Austin Peay*        | W, 69-51         | 950           |
| 2/9/13      | EASTERN ILLINOIS*      | L, 46-64         | 439           |
| 2/11/13     | SIU Edwardsville*      | W, 67-62         | 1609          |
| 2/16/13     | at UT Martin*          | L, 61-75         | 2679          |
| 2/23/13     | at Jacksonville State* | L, 57-60         | 471           |
| 2/25/13     | TENNESSEE TECH*        | L, 51-64         | 643           |
| 3/2/13      | at Murray State*       | W, 61-58         | 1155          |

\* = Conference game

! = David Jones Classic (Houston, Texas)

| <u>Score by periods</u> | <u>1st</u> | <u>2nd</u> | <u>Total</u> |
|-------------------------|------------|------------|--------------|
| Southeast Missouri      | 790        | 932        | 1722         |
| Opponents               | 837        | 1003       | 1840         |

| <u>TEAM STATISTICS</u> | <u>SEMO</u>     | <u>OPP</u>      |
|------------------------|-----------------|-----------------|
| <b>SCORING</b>         | <b>1722</b>     | <b>1840</b>     |
| Points per game        | 59.4            | 63.4            |
| Scoring margin         | -4.1            | -               |
| <b>FIELD GOALS-ATT</b> | <b>629-1671</b> | <b>666-1765</b> |
| Field goal pct         | .376            | .377            |
| <b>3 POINT FG-ATT</b>  | <b>162-556</b>  | <b>149-508</b>  |
| 3-point FG pct         | .291            | .293            |
| 3-pt FG made per game  | 5.6             | 5.1             |
| <b>FREE THROWS-ATT</b> | <b>302-416</b>  | <b>359-518</b>  |
| Free throw pct         | .726            | .693            |
| F-Throws made per game | 10.4            | 12.4            |
| <b>REBOUNDS</b>        | <b>1118</b>     | <b>1179</b>     |
| Rebounds per game      | 38.6            | 40.7            |
| Rebounding margin      | -2.1            | -               |
| <b>ASSISTS</b>         | <b>400</b>      | <b>353</b>      |
| Assists per game       | 13.8            | 12.2            |
| <b>TURNOVERS</b>       | <b>469</b>      | <b>411</b>      |
| Turnovers per game     | 16.2            | 14.2            |
| Turnover margin        | -2.0            | -               |
| Assist/turnover ratio  | 0.9             | 0.9             |
| <b>STEALS</b>          | <b>170</b>      | <b>230</b>      |
| Steals per game        | 5.9             | 7.9             |
| <b>BLOCKS</b>          | <b>74</b>       | <b>96</b>       |
| Blocks per game        | 2.6             | 3.3             |
| <b>ATTENDANCE</b>      | <b>8927</b>     | <b>14461</b>    |
| Home games-Avg/Game    | 13-687          | 15-964          |
| Neutral site-Avg/Game  | -               | 1-419           |



Baillie Roberts led the Redhawks with 11.0 points per game last season.

## 2012-13 Results/Statistics



## 2012-13 Statistics (Overall)

### 2012-13 Individual Statistics

| ##                    | SUMMARY           | GP        | GS | Min/G | FG%         | 3PT%        | FT%         | Reb/G       | Ast/G       | Stl        | Blk       | Pts/G       |
|-----------------------|-------------------|-----------|----|-------|-------------|-------------|-------------|-------------|-------------|------------|-----------|-------------|
| 40                    | ROBERTS, Bailie   | 29        | 29 | 30.1  | .348        | .306        | .743        | 5.2         | 1.8         | 15         | 2         | 11.0        |
| 34                    | HUNTER, Jordan    | 29        | 29 | 32.2  | .377        | .295        | .833        | 3.1         | 4.0         | 34         | 9         | 9.1         |
| 12                    | WRIGHT, Kara      | 29        | 18 | 24.1  | .455        | .304        | .687        | 3.1         | 1.9         | 25         | 15        | 8.5         |
| 11                    | BRADSHAW, Allyson | 27        | 10 | 20.6  | .360        | .333        | .880        | 1.1         | 1.3         | 14         | 1         | 8.2         |
| 04                    | HARRIEL, Brittany | 22        | 15 | 25.2  | .423        | .286        | .836        | 5.6         | 0.9         | 12         | 7         | 9.5         |
| 32                    | MACK, Patricia    | 29        | 26 | 26.1  | .380        | .125        | .625        | 9.3         | 1.7         | 29         | 11        | 5.7         |
| 24                    | HACKMANN, Olivia  | 28        | 2  | 13.6  | .371        | .182        | .560        | 1.9         | 0.6         | 20         | 10        | 4.4         |
| 15                    | SHIFFER, Courtney | 23        | 16 | 22.6  | .371        | .000        | .625        | 4.0         | 1.0         | 11         | 16        | 3.3         |
| 03                    | HAERTLING, Dru    | 29        | 0  | 8.6   | .338        | .293        | .429        | 1.0         | 0.8         | 4          | 0         | 2.1         |
| 21                    | KING, Connor      | 26        | 0  | 9.5   | .271        | .100        | .667        | 2.4         | 0.3         | 6          | 3         | 1.3         |
| 05                    | ROSADO, Yelena    | 8         | 0  | 3.4   | .000        | .000        | .333        | 0.4         | 0.3         | 0          | 0         | 0.1         |
| TM                    | TEAM              | 29        | 0  | 0.0   | .000        | .000        | .000        | 4.3         | 0.0         | 0          | 0         | 0.0         |
| <b>Total.....</b>     |                   | <b>29</b> |    |       | <b>.376</b> | <b>.291</b> | <b>.726</b> | <b>38.6</b> | <b>13.8</b> | <b>170</b> | <b>74</b> | <b>59.4</b> |
| <b>Opponents.....</b> |                   | <b>29</b> |    |       | <b>.377</b> | <b>.293</b> | <b>.693</b> | <b>40.7</b> | <b>12.2</b> | <b>230</b> | <b>96</b> | <b>63.4</b> |

| SCORING               | GP        | FG         | FGA         | FG%         | 3FG        | FGA        | 3PT%        | FT         | FTA        | FT%         | PTS         | PTS/G       |
|-----------------------|-----------|------------|-------------|-------------|------------|------------|-------------|------------|------------|-------------|-------------|-------------|
| ROBERTS, Bailie       | 29        | 119        | 342         | .348        | 30         | 98         | .306        | 52         | 70         | .743        | 320         | 11.0        |
| HUNTER, Jordan        | 29        | 86         | 228         | .377        | 31         | 105        | .295        | 60         | 72         | .833        | 263         | 9.1         |
| WRIGHT, Kara          | 29        | 92         | 202         | .455        | 17         | 56         | .304        | 46         | 67         | .687        | 247         | 8.5         |
| BRADSHAW, Allyson     | 27        | 76         | 211         | .360        | 48         | 144        | .333        | 22         | 25         | .880        | 222         | 8.2         |
| HARRIEL, Brittany     | 22        | 74         | 175         | .423        | 16         | 56         | .286        | 46         | 55         | .836        | 210         | 9.5         |
| MACK, Patricia        | 29        | 68         | 179         | .380        | 3          | 24         | .125        | 25         | 40         | .625        | 164         | 5.7         |
| HACKMANN, Olivia      | 28        | 52         | 140         | .371        | 4          | 22         | .182        | 14         | 25         | .560        | 122         | 4.4         |
| SHIFFER, Courtney     | 23        | 26         | 70          | .371        | 0          | 0          | .000        | 25         | 40         | .625        | 77          | 3.3         |
| HAERTLING, Dru        | 29        | 23         | 68          | .338        | 12         | 41         | .293        | 3          | 7          | .429        | 61          | 2.1         |
| KING, Connor          | 26        | 13         | 48          | .271        | 1          | 10         | .100        | 8          | 12         | .667        | 35          | 1.3         |
| ROSADO, Yelena        | 8         | 0          | 8           | .000        | 0          | 0          | .000        | 1          | 3          | .333        | 1           | 0.1         |
| <b>Total.....</b>     | <b>29</b> | <b>629</b> | <b>1671</b> | <b>.376</b> | <b>162</b> | <b>556</b> | <b>.291</b> | <b>302</b> | <b>416</b> | <b>.726</b> | <b>1722</b> | <b>59.4</b> |
| <b>Opponents.....</b> | <b>29</b> | <b>666</b> | <b>1765</b> | <b>.377</b> | <b>149</b> | <b>508</b> | <b>.293</b> | <b>359</b> | <b>518</b> | <b>.693</b> | <b>1840</b> | <b>63.4</b> |

| TOTALS                | GP        | Min         | O-Reb      | D-Reb      | Tot Reb     | PF         | DQ        | Ast        | TO         | Ast/TO      | Hi Pts    |
|-----------------------|-----------|-------------|------------|------------|-------------|------------|-----------|------------|------------|-------------|-----------|
| ROBERTS, Bailie       | 29        | 874         | 38         | 114        | 152         | 42         | 0         | 52         | 55         | 0.95        | 22        |
| HUNTER, Jordan        | 29        | 935         | 17         | 74         | 91          | 64         | 1         | 115        | 110        | 1.05        | 21        |
| WRIGHT, Kara          | 29        | 699         | 18         | 71         | 89          | 38         | 0         | 56         | 45         | 1.24        | 23        |
| BRADSHAW, Allyson     | 27        | 557         | 4          | 25         | 29          | 56         | 2         | 34         | 63         | 0.54        | 18        |
| HARRIEL, Brittany     | 22        | 555         | 46         | 77         | 123         | 53         | 0         | 20         | 27         | 0.74        | 19        |
| MACK, Patricia        | 29        | 757         | 77         | 193        | 270         | 101        | 8         | 50         | 59         | 0.85        | 17        |
| HACKMANN, Olivia      | 28        | 380         | 16         | 37         | 53          | 23         | 0         | 17         | 27         | 0.63        | 15        |
| SHIFFER, Courtney     | 23        | 520         | 26         | 67         | 93          | 45         | 1         | 23         | 28         | 0.82        | 8         |
| HAERTLING, Dru        | 29        | 250         | 6          | 22         | 28          | 16         | 0         | 23         | 31         | 0.74        | 10        |
| KING, Connor          | 26        | 246         | 15         | 48         | 63          | 21         | 0         | 8          | 15         | 0.53        | 11        |
| ROSADO, Yelena        | 8         | 27          | 0          | 3          | 3           | 2          | 0         | 2          | 1          | 2.00        | 1         |
| <b>Total.....</b>     | <b>29</b> | <b>5800</b> | <b>313</b> | <b>805</b> | <b>1118</b> | <b>463</b> | <b>12</b> | <b>400</b> | <b>469</b> | <b>0.85</b> | <b>78</b> |
| <b>Opponents.....</b> | <b>29</b> | <b>5800</b> | <b>382</b> | <b>797</b> | <b>1179</b> | <b>434</b> | <b>-</b>  | <b>353</b> | <b>411</b> | <b>0.86</b> | <b>82</b> |





# SOUTHEAST MISSOURI STATE UNIVERSITY

## 2012-13 Individual Statistics (OVC Only)

| ## | SUMMARY           | GP | GS | Min/G | FG%  | 3PT% | FT%   | Reb/G | Ast/G | Stl | Blk | Pts/G |
|----|-------------------|----|----|-------|------|------|-------|-------|-------|-----|-----|-------|
| 40 | ROBERTS, Bailie   | 16 | 16 | 30.1  | .375 | .375 | .795  | 5.6   | 2.1   | 8   | 1   | 12.6  |
| 12 | WRIGHT, Kara      | 16 | 15 | 27.3  | .455 | .257 | .684  | 3.2   | 2.7   | 20  | 9   | 10.6  |
| 04 | HARRIEL, Brittany | 16 | 11 | 25.6  | .415 | .279 | .892  | 5.4   | 0.9   | 9   | 4   | 9.6   |
| 34 | HUNTER, Jordan    | 16 | 16 | 33.0  | .374 | .321 | .892  | 3.5   | 4.6   | 15  | 7   | 8.9   |
| 11 | BRADSHAW, Allyson | 15 | 0  | 17.9  | .355 | .326 | .833  | 0.9   | 1.6   | 7   | 0   | 7.7   |
| 32 | MACK, Patricia    | 16 | 15 | 27.2  | .370 | .071 | .588  | 8.8   | 1.9   | 15  | 9   | 4.9   |
| 24 | HACKMANN, Olivia  | 16 | 2  | 14.6  | .361 | .231 | .500  | 2.1   | 0.7   | 10  | 7   | 4.1   |
| 03 | HAERTLING, Dru    | 16 | 0  | 8.0   | .263 | .160 | .400  | 1.1   | 0.9   | 3   | 0   | 1.6   |
| 15 | SHIFFER, Courtney | 10 | 5  | 18.6  | .500 | .000 | .500  | 3.0   | 0.7   | 3   | 3   | 1.8   |
| 21 | KING, Connor      | 13 | 0  | 6.4   | .250 | .000 | 1.000 | 1.9   | 0.5   | 2   | 3   | 0.6   |
| 05 | ROSADO, Yelena    | 4  | 0  | 3.0   | .000 | .000 | .000  | 0.3   | 0.3   | 0   | 0   | 0.0   |
|    | TM TEAM           | 16 | 0  | 0.0   | .000 | .000 | .000  | 3.8   | 0.0   | 0   | 0   | 0.0   |
|    | Total.....        | 16 |    |       | .383 | .289 | .760  | 37.7  | 16.1  | 92  | 43  | 61.2  |
|    | Opponents.....    | 16 |    |       | .390 | .280 | .755  | 39.1  | 13.2  | 125 | 53  | 65.8  |

| SCORING           | GP | FG  | FGA | FG%  | 3FG | FGA | 3PT% | FT  | FTA | FT%   | PTS  | PTS/G |
|-------------------|----|-----|-----|------|-----|-----|------|-----|-----|-------|------|-------|
| ROBERTS, Bailie   | 16 | 75  | 200 | .375 | 21  | 56  | .375 | 31  | 39  | .795  | 202  | 12.6  |
| WRIGHT, Kara      | 16 | 61  | 134 | .455 | 9   | 35  | .257 | 39  | 57  | .684  | 170  | 10.6  |
| HARRIEL, Brittany | 16 | 54  | 130 | .415 | 12  | 43  | .279 | 33  | 37  | .892  | 153  | 9.6   |
| HUNTER, Jordan    | 16 | 46  | 123 | .374 | 17  | 53  | .321 | 33  | 37  | .892  | 142  | 8.9   |
| BRADSHAW, Allyson | 15 | 39  | 110 | .355 | 28  | 86  | .326 | 10  | 12  | .833  | 116  | 7.7   |
| MACK, Patricia    | 16 | 34  | 92  | .370 | 1   | 14  | .071 | 10  | 17  | .588  | 79   | 4.9   |
| HACKMANN, Olivia  | 16 | 30  | 83  | .361 | 3   | 13  | .231 | 3   | 6   | .500  | 66   | 4.1   |
| HAERTLING, Dru    | 16 | 10  | 38  | .263 | 4   | 25  | .160 | 2   | 5   | .400  | 26   | 1.6   |
| SHIFFER, Courtney | 10 | 8   | 16  | .500 | 0   | 0   | .000 | 2   | 4   | .500  | 18   | 1.8   |
| KING, Connor      | 13 | 3   | 12  | .250 | 0   | 4   | .000 | 2   | 2   | 1.000 | 8    | 0.6   |
| ROSADO, Yelena    | 4  | 0   | 3   | .000 | 0   | 0   | .000 | 0   | 1   | .000  | 0    | 0.0   |
| Total.....        | 16 | 360 | 941 | .383 | 95  | 329 | .289 | 165 | 217 | .760  | 980  | 61.2  |
| Opponents.....    | 16 | 369 | 947 | .390 | 78  | 279 | .280 | 237 | 314 | .755  | 1053 | 65.8  |

| TOTALS            | GP | Min  | O-Reb | D-Reb | Tot Reb | PF  | DQ | Ast | TO  | Ast/TO | Hi Pts |
|-------------------|----|------|-------|-------|---------|-----|----|-----|-----|--------|--------|
| ROBERTS, Bailie   | 16 | 481  | 22    | 67    | 89      | 23  | 0  | 33  | 30  | 1.10   | 22     |
| WRIGHT, Kara      | 16 | 437  | 10    | 41    | 51      | 24  | 0  | 43  | 25  | 1.72   | 23     |
| HARRIEL, Brittany | 16 | 409  | 36    | 51    | 87      | 39  | 0  | 15  | 19  | 0.79   | 19     |
| HUNTER, Jordan    | 16 | 528  | 12    | 44    | 56      | 38  | 1  | 73  | 62  | 1.18   | 21     |
| BRADSHAW, Allyson | 15 | 268  | 2     | 11    | 13      | 30  | 0  | 24  | 30  | 0.80   | 17     |
| MACK, Patricia    | 16 | 435  | 37    | 103   | 140     | 56  | 6  | 30  | 31  | 0.97   | 11     |
| HACKMANN, Olivia  | 16 | 233  | 12    | 22    | 34      | 17  | 0  | 11  | 18  | 0.61   | 13     |
| HAERTLING, Dru    | 16 | 128  | 6     | 11    | 17      | 10  | 0  | 15  | 16  | 0.94   | 6      |
| SHIFFER, Courtney | 10 | 186  | 5     | 25    | 30      | 15  | 0  | 7   | 13  | 0.54   | 4      |
| KING, Connor      | 13 | 83   | 3     | 22    | 25      | 11  | 0  | 6   | 4   | 1.50   | 4      |
| ROSADO, Yelena    | 4  | 12   | 0     | 1     | 1       | 2   | 0  | 1   | 0   | 99.00  | 0      |
| Total.....        | 16 | 3200 | 175   | 428   | 603     | 267 | 7  | 258 | 253 | 1.02   | 71     |
| Opponents.....    | 16 | 3200 | 189   | 436   | 625     | 226 | -  | 211 | 219 | 0.96   | 82     |

## 2012-13 Statistics (OVC Only)



## 2012-13 Category Leaders

### SCORING

|                   | G  | Pts | Pts/G |
|-------------------|----|-----|-------|
| ROBERTS, Bailie   | 29 | 320 | 11.0  |
| HUNTER, Jordan    | 29 | 263 | 9.1   |
| WRIGHT, Kara      | 29 | 247 | 8.5   |
| BRADSHAW, Allyson | 27 | 222 | 8.2   |
| HARRIEL, Brittany | 22 | 210 | 9.5   |
| MACK, Patricia    | 29 | 164 | 5.7   |
| HACKMANN, Olivia  | 28 | 122 | 4.4   |
| SHIFFER, Courtney | 23 | 77  | 3.3   |
| HAERTLING, Dru    | 29 | 61  | 2.1   |
| KING, Connor      | 26 | 35  | 1.3   |
| ROSADO, Yelena    | 8  | 1   | 0.1   |

### SCORING AVERAGE

|                   | G  | Pts | Avg/G |
|-------------------|----|-----|-------|
| ROBERTS, Bailie   | 29 | 320 | 11.0  |
| HARRIEL, Brittany | 22 | 210 | 9.5   |
| HUNTER, Jordan    | 29 | 263 | 9.1   |
| WRIGHT, Kara      | 29 | 247 | 8.5   |
| BRADSHAW, Allyson | 27 | 222 | 8.2   |
| MACK, Patricia    | 29 | 164 | 5.7   |
| HACKMANN, Olivia  | 28 | 122 | 4.4   |
| SHIFFER, Courtney | 23 | 77  | 3.3   |
| HAERTLING, Dru    | 29 | 61  | 2.1   |
| KING, Connor      | 26 | 35  | 1.3   |
| ROSADO, Yelena    | 8  | 1   | 0.1   |

### FIELD GOAL PERCENT

|                   | Made | Att | FG Pct |
|-------------------|------|-----|--------|
| WRIGHT, Kara      | 92   | 202 | .455   |
| HARRIEL, Brittany | 74   | 175 | .423   |
| MACK, Patricia    | 68   | 179 | .380   |
| HUNTER, Jordan    | 86   | 228 | .377   |
| HACKMANN, Olivia  | 52   | 140 | .371   |
| SHIFFER, Courtney | 26   | 70  | .371   |
| BRADSHAW, Allyson | 76   | 211 | .360   |
| ROBERTS, Bailie   | 119  | 342 | .348   |
| HAERTLING, Dru    | 23   | 68  | .338   |
| KING, Connor      | 13   | 48  | .271   |
| ROSADO, Yelena    | 0    | 8   | .000   |

### FIELD GOAL ATTEMPTS

|                   | G  | Att | Att/G |
|-------------------|----|-----|-------|
| ROBERTS, Bailie   | 29 | 342 | 11.8  |
| HUNTER, Jordan    | 29 | 228 | 7.9   |
| BRADSHAW, Allyson | 27 | 211 | 7.8   |
| WRIGHT, Kara      | 29 | 202 | 7.0   |
| MACK, Patricia    | 29 | 179 | 6.2   |

### FIELD GOALS MADE

|                   | G  | Made | Made/G |
|-------------------|----|------|--------|
| ROBERTS, Bailie   | 29 | 119  | 4.1    |
| WRIGHT, Kara      | 29 | 92   | 3.2    |
| HUNTER, Jordan    | 29 | 86   | 3.0    |
| BRADSHAW, Allyson | 27 | 76   | 2.8    |
| HARRIEL, Brittany | 22 | 74   | 3.4    |

### 3-POINT FG PERCENT

|                   | Made | Att | 3FG Pct |
|-------------------|------|-----|---------|
| BRADSHAW, Allyson | 48   | 144 | .333    |
| ROBERTS, Bailie   | 30   | 98  | .306    |
| WRIGHT, Kara      | 17   | 56  | .304    |
| HUNTER, Jordan    | 31   | 105 | .295    |
| HAERTLING, Dru    | 12   | 41  | .293    |
| HARRIEL, Brittany | 16   | 56  | .286    |

|                  |   |    |      |
|------------------|---|----|------|
| HACKMANN, Olivia | 4 | 22 | .182 |
| MACK, Patricia   | 3 | 24 | .125 |
| KING, Connor     | 1 | 10 | .100 |

### 3-POINT FG ATTEMPTS

|                   | G  | Att | Att/G |
|-------------------|----|-----|-------|
| BRADSHAW, Allyson | 27 | 144 | 5.3   |
| HUNTER, Jordan    | 29 | 105 | 3.6   |
| ROBERTS, Bailie   | 29 | 98  | 3.4   |
| HARRIEL, Brittany | 22 | 56  | 2.5   |
| WRIGHT, Kara      | 29 | 56  | 1.9   |

### 3-POINT FGS MADE

|                   | G  | Made | Made/G |
|-------------------|----|------|--------|
| BRADSHAW, Allyson | 27 | 48   | 1.8    |
| HUNTER, Jordan    | 29 | 31   | 1.1    |
| ROBERTS, Bailie   | 29 | 30   | 1.0    |
| WRIGHT, Kara      | 29 | 17   | 0.6    |
| HARRIEL, Brittany | 22 | 16   | 0.7    |

### FREE THROW PERCENT

|                   | Made | Att | FT Pct |
|-------------------|------|-----|--------|
| BRADSHAW, Allyson | 22   | 25  | .880   |
| HARRIEL, Brittany | 46   | 55  | .836   |
| HUNTER, Jordan    | 60   | 72  | .833   |
| ROBERTS, Bailie   | 52   | 70  | .743   |
| WRIGHT, Kara      | 46   | 67  | .687   |
| KING, Connor      | 8    | 12  | .667   |
| MACK, Patricia    | 25   | 40  | .625   |
| SHIFFER, Courtney | 25   | 40  | .625   |
| HACKMANN, Olivia  | 14   | 25  | .560   |
| HAERTLING, Dru    | 3    | 7   | .429   |
| ROSADO, Yelena    | 1    | 3   | .333   |

### FREE THROW ATTEMPTS

|                   | G  | Att | Att/G |
|-------------------|----|-----|-------|
| HUNTER, Jordan    | 29 | 72  | 2.5   |
| ROBERTS, Bailie   | 29 | 70  | 2.4   |
| WRIGHT, Kara      | 29 | 67  | 2.3   |
| HARRIEL, Brittany | 22 | 55  | 2.5   |
| MACK, Patricia    | 29 | 40  | 1.4   |
| SHIFFER, Courtney | 23 | 40  | 1.7   |

### FREE THROWS MADE

|                   | G  | Made | Made/G |
|-------------------|----|------|--------|
| HUNTER, Jordan    | 29 | 60   | 2.1    |
| ROBERTS, Bailie   | 29 | 52   | 1.8    |
| WRIGHT, Kara      | 29 | 46   | 1.6    |
| HARRIEL, Brittany | 22 | 46   | 2.1    |
| SHIFFER, Courtney | 23 | 25   | 1.1    |
| MACK, Patricia    | 29 | 25   | 0.9    |

### REBOUNDS

|                   | G  | Reb | Reb/G |
|-------------------|----|-----|-------|
| MACK, Patricia    | 29 | 270 | 9.3   |
| ROBERTS, Bailie   | 29 | 152 | 5.2   |
| HARRIEL, Brittany | 22 | 123 | 5.6   |
| SHIFFER, Courtney | 23 | 93  | 4.0   |
| HUNTER, Jordan    | 29 | 91  | 3.1   |

### REBOUND AVERAGE

|                   | G  | Reb | Avg/G |
|-------------------|----|-----|-------|
| MACK, Patricia    | 29 | 270 | 9.3   |
| HARRIEL, Brittany | 22 | 123 | 5.6   |
| ROBERTS, Bailie   | 29 | 152 | 5.2   |
| SHIFFER, Courtney | 23 | 93  | 4.0   |
| HUNTER, Jordan    | 29 | 91  | 3.1   |

### DEFENSIVE REBOUNDS

|                   | G  | No. | Avg/G |
|-------------------|----|-----|-------|
| MACK, Patricia    | 29 | 193 | 6.7   |
| ROBERTS, Bailie   | 29 | 114 | 3.9   |
| HARRIEL, Brittany | 22 | 77  | 3.5   |
| HUNTER, Jordan    | 29 | 74  | 2.6   |
| WRIGHT, Kara      | 29 | 71  | 2.4   |

### OFFENSIVE REBOUNDS

|                   | G  | No. | Avg/G |
|-------------------|----|-----|-------|
| MACK, Patricia    | 29 | 77  | 2.7   |
| HARRIEL, Brittany | 22 | 46  | 2.1   |
| ROBERTS, Bailie   | 29 | 38  | 1.3   |
| SHIFFER, Courtney | 23 | 26  | 1.1   |
| WRIGHT, Kara      | 29 | 18  | 0.6   |

### ASSISTS

|                   | G  | Ast | Ast/G |
|-------------------|----|-----|-------|
| HUNTER, Jordan    | 29 | 115 | 4.0   |
| WRIGHT, Kara      | 29 | 56  | 1.9   |
| ROBERTS, Bailie   | 29 | 52  | 1.8   |
| MACK, Patricia    | 29 | 50  | 1.7   |
| BRADSHAW, Allyson | 27 | 34  | 1.3   |

### STEALS

|                  | G  | Stl | Stl/G |
|------------------|----|-----|-------|
| HUNTER, Jordan   | 29 | 34  | 1.2   |
| MACK, Patricia   | 29 | 29  | 1.0   |
| WRIGHT, Kara     | 29 | 25  | 0.9   |
| HACKMANN, Olivia | 28 | 20  | 0.7   |
| ROBERTS, Bailie  | 29 | 15  | 0.5   |

### BLOCKED SHOTS

|                   | G  | Blk | Blk/G |
|-------------------|----|-----|-------|
| SHIFFER, Courtney | 23 | 16  | 0.7   |
| WRIGHT, Kara      | 29 | 15  | 0.5   |
| MACK, Patricia    | 29 | 11  | 0.4   |
| HACKMANN, Olivia  | 28 | 10  | 0.4   |
| HUNTER, Jordan    | 29 | 9   | 0.3   |

### MINUTES PLAYED

|                   | G  | Min | Min/G |
|-------------------|----|-----|-------|
| HUNTER, Jordan    | 29 | 935 | 32.2  |
| ROBERTS, Bailie   | 29 | 874 | 30.1  |
| MACK, Patricia    | 29 | 757 | 26.1  |
| WRIGHT, Kara      | 29 | 699 | 24.1  |
| BRADSHAW, Allyson | 27 | 557 | 20.6  |





# SOUTHEAST MISSOURI STATE UNIVERSITY

## 2012-13 Southeast Missouri Game-by-Game Statistics

| Opponent                  | Date     | Score       | Total           |             | 3-Ptrs         |             | Rebounds       |             |                |             |             |            |            |            |           |            |             |             |
|---------------------------|----------|-------------|-----------------|-------------|----------------|-------------|----------------|-------------|----------------|-------------|-------------|------------|------------|------------|-----------|------------|-------------|-------------|
|                           |          |             | fgm-fga         | pct         | 3fg-fga        | pct         | ftm-fga        | pct         | off-def        | tot         | avg         | pf         | ast        | t/o        | blk       | stl        | pts         | avg         |
| WRIGHT STATE              | 11/9/12  | 78-66       | 25-64           | .391        | 10-28          | .357        | 18-24          | .750        | 10-40          | 50          | 50.0        | 20         | 14         | 14         | 3         | 5          | 78          | 78.0        |
| at Kansas City            | 11/12/12 | 64-69       | 26-60           | .433        | 10-19          | .526        | 2-4            | .500        | 13-25          | 38          | 44.0        | 17         | 18         | 18         | 4         | 5          | 64          | 71.0        |
| at Kansas                 | 11/14/12 | 58-68       | 21-56           | .375        | 8-15           | .533        | 8-11           | .727        | 11-25          | 36          | 41.3        | 19         | 10         | 17         | 2         | 9          | 58          | 66.7        |
| at Arkansas State         | 11/19/12 | 52-51       | 20-50           | .400        | 3-13           | .231        | 9-11           | .818        | 9-24           | 33          | 39.2        | 16         | 10         | 16         | 1         | 8          | 52          | 63.0        |
| at Houston                | 11/23/12 | 44-61       | 18-46           | .391        | 6-19           | .316        | 2-4            | .500        | 7-23           | 30          | 37.4        | 14         | 11         | 22         | 2         | 6          | 44          | 59.2        |
| vs UTPA                   | 11/24/12 | 55-54       | 20-60           | .333        | 4-16           | .250        | 11-20          | .550        | 14-34          | 48          | 39.2        | 10         | 12         | 16         | 0         | 8          | 55          | 58.5        |
| at Missouri               | 11/29/12 | 51-80       | 18-62           | .290        | 6-20           | .300        | 9-18           | .500        | 17-27          | 44          | 39.9        | 11         | 11         | 14         | 0         | 4          | 51          | 57.4        |
| UIC                       | 12/01/12 | 67-52       | 25-59           | .424        | 2-18           | .111        | 15-18          | .833        | 13-31          | 44          | 40.4        | 15         | 9          | 11         | 2         | 5          | 67          | 58.6        |
| at Southern Illinois      | 12/05/12 | 57-58       | 20-61           | .328        | 4-21           | .190        | 13-17          | .765        | 16-27          | 43          | 40.7        | 16         | 7          | 19         | 2         | 5          | 57          | 58.4        |
| WESTERN ILLINOIS          | 12/08/12 | 56-47       | 21-49           | .429        | 4-14           | .286        | 10-14          | .714        | 5-37           | 42          | 40.8        | 21         | 10         | 24         | 3         | 10         | 56          | 58.2        |
| at Western Kentucky       | 12/16/12 | 46-60       | 18-53           | .340        | 4-19           | .211        | 6-8            | .750        | 6-27           | 33          | 40.1        | 9          | 11         | 20         | 5         | 6          | 46          | 57.1        |
| MISSOURI STATE            | 12/21/12 | 55-69       | 19-60           | .317        | 1-13           | .077        | 16-25          | .640        | 9-26           | 35          | 39.7        | 17         | 7          | 15         | 5         | 4          | 55          | 56.9        |
| at Belmont                | 12/31/12 | 58-71       | 20-55           | .364        | 5-19           | .263        | 13-17          | .765        | 8-24           | 32          | 39.1        | 14         | 15         | 15         | 2         | 7          | 58          | 57.0        |
| AUSTIN PEAY               | 1/05/13  | 71-57       | 27-57           | .474        | 7-18           | .389        | 10-14          | .714        | 8-29           | 37          | 38.9        | 17         | 16         | 17         | 4         | 10         | 71          | 58.0        |
| MURRAY STATE              | 1/07/13  | 70-58       | 25-58           | .431        | 7-16           | .438        | 13-17          | .765        | 14-35          | 49          | 39.6        | 15         | 20         | 20         | 4         | 7          | 70          | 58.8        |
| SAINT LOUIS               | 1/09/13  | 59-52       | 18-50           | .360        | 5-12           | .417        | 18-25          | .720        | 8-31           | 39          | 39.6        | 11         | 12         | 10         | 2         | 3          | 59          | 58.8        |
| at Tennessee State        | 1/14/13  | 58-68       | 18-54           | .333        | 4-14           | .286        | 18-23          | .783        | 15-29          | 44          | 39.8        | 24         | 13         | 24         | 3         | 3          | 58          | 58.8        |
| UT MARTIN                 | 1/16/13  | 71-82       | 27-68           | .397        | 8-24           | .333        | 9-13           | .692        | 14-26          | 40          | 39.8        | 20         | 19         | 18         | 3         | 6          | 71          | 59.4        |
| MOREHEAD STATE            | 1/21/13  | 64-70       | 25-63           | .397        | 8-21           | .381        | 6-11           | .545        | 14-28          | 42          | 39.9        | 20         | 21         | 16         | 2         | 4          | 64          | 59.7        |
| at Eastern Illinois       | 1/26/13  | 62-82       | 24-62           | .387        | 8-25           | .320        | 6-7            | .857        | 7-24           | 31          | 39.5        | 11         | 19         | 15         | 6         | 5          | 62          | 59.8        |
| at SIUE                   | 1/28/13  | 65-78       | 26-64           | .406        | 8-26           | .308        | 5-7            | .714        | 10-19          | 29          | 39.0        | 20         | 18         | 11         | 2         | 9          | 65          | 60.0        |
| EASTERN KENTUCKY          | 2/02/13  | 49-53       | 18-68           | .265        | 4-22           | .182        | 9-11           | .818        | 14-26          | 40          | 39.0        | 19         | 13         | 8          | 1         | 5          | 49          | 59.5        |
| at Austin Peay            | 2/4/13   | 69-51       | 20-50           | .400        | 8-24           | .333        | 21-24          | .875        | 7-31           | 38          | 39.0        | 15         | 14         | 17         | 2         | 6          | 69          | 60.0        |
| EASTERN ILLINOIS          | 2/09/13  | 46-64       | 20-62           | .323        | 3-26           | .115        | 3-6            | .500        | 12-26          | 38          | 39.0        | 16         | 14         | 14         | 1         | 2          | 46          | 59.4        |
| SIUE                      | 2/11-13  | 67-62       | 24-59           | .407        | 7-18           | .389        | 12-14          | .857        | 14-15          | 29          | 38.6        | 17         | 18         | 9          | 4         | 9          | 67          | 59.7        |
| at UT Martin              | 2/16-13  | 61-75       | 24-57           | .421        | 3-15           | .200        | 10-12          | .833        | 7-27           | 34          | 38.4        | 16         | 19         | 20         | 3         | 5          | 61          | 59.7        |
| at Jacksonville State     | 2/23/13  | 57-60       | 19-55           | .345        | 6-24           | .250        | 13-16          | .813        | 8-31           | 39          | 38.4        | 18         | 13         | 15         | 1         | 5          | 57          | 59.6        |
| TENNESSEE TECH            | 2/25-13  | 51-64       | 20-57           | .351        | 4-19           | .211        | 7-11           | .636        | 13-26          | 39          | 38.4        | 12         | 12         | 16         | 2         | 5          | 51          | 59.3        |
| at Murray State           | 3/2/13   | 61-58       | 23-52           | .442        | 5-18           | .278        | 10-14          | .714        | 10-32          | 42          | 38.6        | 13         | 14         | 18         | 3         | 4          | 61          | 59.4        |
| <b>Southeast Missouri</b> |          | <b>1722</b> | <b>629-1671</b> | <b>.376</b> | <b>162-556</b> | <b>.291</b> | <b>302-416</b> | <b>.726</b> | <b>313-805</b> | <b>1118</b> | <b>38.6</b> | <b>463</b> | <b>400</b> | <b>469</b> | <b>74</b> | <b>170</b> | <b>1722</b> | <b>59.4</b> |
| <b>Opponents</b>          |          | <b>1840</b> | <b>666-1765</b> | <b>.377</b> | <b>149-508</b> | <b>.293</b> | <b>359-518</b> | <b>.693</b> | <b>382-797</b> | <b>1179</b> | <b>40.7</b> | <b>434</b> | <b>353</b> | <b>411</b> | <b>96</b> | <b>230</b> | <b>1840</b> | <b>63.4</b> |

## 2012-13 Game-by-Game Statistics



# 2012-13 Box Scores

## Game 1 – Southeast Missouri 78, Wright State 66 Nov. 9, 2012 – Cape Girardeau, Mo. (Show Me Center)

| Wright State 66 • 0-1 |                   |        |                 |          |             |     |       |          |    |    |     |   |   |     |    |
|-----------------------|-------------------|--------|-----------------|----------|-------------|-----|-------|----------|----|----|-----|---|---|-----|----|
| #                     | Player            | Total  | 3-Pr            | Rebounds | PF          | TP  | A     | To       | Bk | Sl | Min |   |   |     |    |
|                       |                   | FG-FGA | FG-FGA          | FT-FTA   | Off         | Def | Total |          |    |    |     |   |   |     |    |
| 21                    | STANTON, Tayler   | f      | 5-11            | 0-0      | 0-2         | 3   | 4     | 7        | 2  | 10 | 0   | 0 | 0 | 17  |    |
| 32                    | STUCKE, Breanna   | f      | 2-4             | 2-4      | 1-2         | 4   | 3     | 7        | 2  | 7  | 0   | 4 | 1 | 2   | 30 |
| 40                    | DEMINGS, Kim      | g      | 6-28            | 1-9      | 2-5         | 3   | 3     | 6        | 4  | 15 | 3   | 5 | 0 | 0   | 30 |
| 24                    | LAMOTTE, Kayla    | g      | 2-9             | 0-3      | 4-4         | 1   | 3     | 4        | 1  | 8  | 1   | 1 | 1 | 0   | 24 |
| 30                    | EKINS, KC         | g      | 2-6             | 0-1      | 0-1         | 0   | 3     | 3        | 1  | 4  | 2   | 2 | 0 | 2   | 23 |
| 16                    | JAMES, Ivory      | g      | 2-4             | 0-1      | 0-0         | 4   | 2     | 6        | 2  | 4  | 1   | 1 | 1 | 1   | 24 |
| 11                    | WOODS, Mylan      | g      | 1-4             | 0-1      | 3-8         | 2   | 5     | 7        | 2  | 5  | 1   | 2 | 0 | 2   | 14 |
| 35                    | JUMP, Abby        | g      | 3-5             | 3-5      | 0-0         | 0   | 1     | 1        | 4  | 9  | 1   | 0 | 0 | 0   | 20 |
| 42                    | INNOCENT, Brianna | g      | 2-7             | 0-0      | 0-0         | 1   | 3     | 4        | 0  | 4  | 0   | 0 | 1 | 0   | 18 |
| Team                  |                   | 3 6 9  |                 |          |             |     |       |          |    |    |     |   |   |     |    |
| Totals                |                   | 25-78  | 6-24            | 10-22    | 21          | 33  | 54    | 18       | 66 | 9  | 16  | 4 | 7 | 200 |    |
| FG % 1st Half: 12-39  |                   | 30.8%  | 2nd half: 13-39 | 33.3%    | Game: 25-78 |     | 32.1% | Deadball |    |    |     |   |   |     |    |
| 3FG % 1st Half: 1-8   |                   | 12.5%  | 2nd half: 5-16  | 31.3%    | Game: 6-24  |     | 25.0% | Rebounds |    |    |     |   |   |     |    |
| FT % 1st Half: 4-6    |                   | 66.7%  | 2nd half: 6-16  | 37.5%    | Game: 10-22 |     | 45.5% |          |    |    |     |   |   |     |    |

| Southeast Missouri 78 • 1-0 |                   |        |                 |          |             |     |       |          |    |    |     |   |   |     |    |
|-----------------------------|-------------------|--------|-----------------|----------|-------------|-----|-------|----------|----|----|-----|---|---|-----|----|
| #                           | Player            | Total  | 3-Pr            | Rebounds | PF          | TP  | A     | To       | Bk | Sl | Min |   |   |     |    |
|                             |                   | FG-FGA | FG-FGA          | FT-FTA   | Off         | Def | Total |          |    |    |     |   |   |     |    |
| 04                          | HARRIEL, Brittany | f      | 4-14            | 1-5      | 4-8         | 3   | 6     | 9        | 3  | 13 | 1   | 0 | 0 | 1   | 33 |
| 32                          | MACK, Patricia    | f      | 3-3             | 0-0      | 0-0         | 2   | 5     | 7        | 5  | 6  | 2   | 3 | 0 | 1   | 19 |
| 40                          | ROBERTS, Baile    | f      | 5-19            | 3-9      | 3-4         | 4   | 9     | 13       | 2  | 16 | 2   | 3 | 0 | 1   | 36 |
| 11                          | BRADSHAW, Allyson | g      | 4-11            | 1-5      | 4-4         | 0   | 2     | 2        | 2  | 13 | 0   | 5 | 0 | 1   | 33 |
| 34                          | HUNTER, Jordan    | g      | 1-5             | 1-4      | 3-4         | 0   | 1     | 1        | 4  | 6  | 3   | 2 | 0 | 1   | 16 |
| 03                          | HAERTLING, Dru    | g      | 4-5             | 2-2      | 0-0         | 0   | 7     | 7        | 0  | 10 | 3   | 0 | 0 | 0   | 25 |
| 12                          | WRIGHT, Kara      | g      | 1-4             | 1-2      | 0-0         | 0   | 1     | 1        | 1  | 3  | 1   | 0 | 0 | 0   | 13 |
| 15                          | SHIFFER, Courtney | g      | 2-2             | 0-0      | 4-4         | 0   | 3     | 3        | 2  | 8  | 1   | 1 | 3 | 0   | 17 |
| 21                          | KING, Connor      | g      | 1-1             | 1-1      | 0-0         | 0   | 1     | 1        | 1  | 3  | 1   | 0 | 0 | 0   | 8  |
| Team                        |                   | 1 5 6  |                 |          |             |     |       |          |    |    |     |   |   |     |    |
| Totals                      |                   | 25-64  | 10-28           | 18-24    | 10          | 40  | 50    | 20       | 78 | 14 | 14  | 3 | 5 | 200 |    |
| FG % 1st Half: 14-36        |                   | 38.9%  | 2nd half: 11-28 | 39.3%    | Game: 25-64 |     | 39.1% | Deadball |    |    |     |   |   |     |    |
| 3FG % 1st Half: 7-16        |                   | 43.8%  | 2nd half: 3-12  | 25.0%    | Game: 10-28 |     | 35.7% | Rebounds |    |    |     |   |   |     |    |
| FT % 1st Half: 4-6          |                   | 66.7%  | 2nd half: 14-19 | 73.7%    | Game: 18-24 |     | 75.0% |          |    |    |     |   |   |     |    |

Officials: Mark Givens, Doug Kline, Philip Teer  
Technical fouls: Wright State-None, Southeast Missouri-None.  
Attendance: 852  
Home #32 Fouled Out with 02:45 in Second Half

| Score by periods   | 1st | 2nd | Total |
|--------------------|-----|-----|-------|
| Wright State       | 29  | 37  | 66    |
| Southeast Missouri | 39  | 39  | 78    |

Score tied - 2 times  
Lead changed - 4 times

Last FG - WSU 2nd 00:03, SEMO 2nd 05:15  
Largest lead - WSU by 3 1st 05:02, SEMO by 21 2nd 02:48

## Game 2 – UMKC 69, Southeast Missouri 64 Nov. 12, 2012 – Kansas City, Mo. (Swinney Recreation Center)

| Southeast Missouri 64 • 1-1 |                   |        |                 |          |             |     |       |          |    |    |     |   |   |     |    |
|-----------------------------|-------------------|--------|-----------------|----------|-------------|-----|-------|----------|----|----|-----|---|---|-----|----|
| #                           | Player            | Total  | 3-Pr            | Rebounds | PF          | TP  | A     | To       | Bk | Sl | Min |   |   |     |    |
|                             |                   | FG-FGA | FG-FGA          | FT-FTA   | Off         | Def | Total |          |    |    |     |   |   |     |    |
| 04                          | HARRIEL, Brittany | f      | 6-12            | 0-1      | 0-0         | 4   | 3     | 7        | 3  | 12 | 2   | 3 | 2 | 1   | 29 |
| 32                          | MACK, Patricia    | f      | 1-4             | 0-1      | 0-0         | 1   | 3     | 4        | 0  | 2  | 2   | 4 | 0 | 0   | 16 |
| 40                          | ROBERTS, Baile    | f      | 4-9             | 3-4      | 0-0         | 1   | 2     | 1        | 11 | 2  | 2   | 0 | 0 | 1   | 36 |
| 11                          | BRADSHAW, Allyson | g      | 7-10            | 4-6      | 0-0         | 0   | 2     | 2        | 4  | 18 | 1   | 2 | 0 | 2   | 32 |
| 34                          | HUNTER, Jordan    | g      | 2-9             | 1-4      | 0-0         | 0   | 1     | 1        | 4  | 5  | 4   | 2 | 0 | 1   | 27 |
| 03                          | HAERTLING, Dru    | g      | 2-5             | 1-2      | 0-0         | 0   | 0     | 0        | 0  | 5  | 2   | 0 | 0 | 0   | 16 |
| 12                          | WRIGHT, Kara      | g      | 2-3             | 1-1      | 0-0         | 0   | 3     | 3        | 1  | 5  | 0   | 0 | 0 | 0   | 12 |
| 15                          | SHIFFER, Courtney | g      | 2-7             | 0-0      | 2-4         | 5   | 10    | 15       | 4  | 6  | 5   | 3 | 2 | 0   | 27 |
| 21                          | KING, Connor      | g      | 0-0             | 0-0      | 0-0         | 0   | 0     | 0        | 0  | 0  | 0   | 1 | 0 | 0   | 2  |
| 34                          | HACKMANN, Olivia  | g      | 0-1             | 0-0      | 0-0         | 0   | 0     | 0        | 0  | 0  | 0   | 0 | 0 | 0   | 3  |
| Team                        |                   | 2 2 4  |                 |          |             |     |       |          |    |    |     |   |   |     |    |
| Totals                      |                   | 26-60  | 10-19           | 2-4      | 13          | 25  | 38    | 17       | 64 | 18 | 18  | 4 | 5 | 200 |    |
| FG % 1st half: 10-28        |                   | 35.7%  | 2nd half: 16-32 | 50.0%    | Game: 26-60 |     | 43.3% | Deadball |    |    |     |   |   |     |    |
| 3FG % 1st Half: 2-7         |                   | 28.6%  | 2nd half: 8-12  | 66.7%    | Game: 10-19 |     | 52.6% | Rebounds |    |    |     |   |   |     |    |
| FT % 1st Half: 1-2          |                   | 50.0%  | 2nd half: 1-2   | 50.0%    | Game: 2-4   |     | 50.0% |          |    |    |     |   |   |     |    |

| Kansas City 69 • 1-1 |                  |        |                 |          |             |     |       |          |    |    |     |   |   |     |    |
|----------------------|------------------|--------|-----------------|----------|-------------|-----|-------|----------|----|----|-----|---|---|-----|----|
| #                    | Player           | Total  | 3-Pr            | Rebounds | PF          | TP  | A     | To       | Bk | Sl | Min |   |   |     |    |
|                      |                  | FG-FGA | FG-FGA          | FT-FTA   | Off         | Def | Total |          |    |    |     |   |   |     |    |
| 01                   | NEZIANYA, Kim    | f      | 9-17            | 1-3      | 4-7         | 3   | 8     | 11       | 2  | 23 | 0   | 2 | 0 | 1   | 27 |
| 33                   | HILL, Ashli      | c      | 5-11            | 0-0      | 2-3         | 4   | 1     | 5        | 3  | 12 | 0   | 0 | 3 | 0   | 17 |
| 15                   | O'CONNOR, Elise  | g      | 6-17            | 1-3      | 4-4         | 1   | 3     | 4        | 1  | 17 | 4   | 1 | 0 | 0   | 34 |
| 21                   | BLAKESLEY, Emile | g      | 0-1             | 0-1      | 0-0         | 0   | 2     | 2        | 0  | 3  | 1   | 0 | 1 | 0   | 36 |
| 39                   | DUDDING, Lauren  | g      | 2-4             | 0-0      | 1-2         | 0   | 2     | 2        | 1  | 5  | 2   | 3 | 0 | 1   | 29 |
| 04                   | BARNWELL, Kelsey | g      | 0-0             | 0-0      | 0-0         | 0   | 0     | 0        | 0  | 0  | 0   | 0 | 0 | 0   | 10 |
| 12                   | HARDIEK, Lexis   | g      | 0-0             | 0-0      | 0-0         | 0   | 0     | 0        | 0  | 0  | 1   | 0 | 1 | 0   | 10 |
| 15                   | LEATHERS, Taylor | g      | 2-2             | 0-0      | 0-0         | 1   | 4     | 5        | 0  | 4  | 0   | 0 | 0 | 2   | 15 |
| 14                   | LEE, Kara        | g      | 1-2             | 0-0      | 0-0         | 0   | 1     | 1        | 1  | 2  | 0   | 0 | 0 | 1   | 2  |
| 34                   | HOUSER, Hailey   | g      | 2-8             | 0-0      | 2-2         | 2   | 2     | 4        | 2  | 6  | 1   | 3 | 2 | 1   | 20 |
| Team                 |                  | 2 0 2  |                 |          |             |     |       |          |    |    |     |   |   |     |    |
| Totals               |                  | 27-62  | 2-7             | 13-18    | 13          | 23  | 36    | 10       | 69 | 10 | 11  | 5 | 9 | 200 |    |
| FG % 1st Half: 11-29 |                  | 37.9%  | 2nd half: 16-33 | 48.5%    | Game: 27-62 |     | 43.5% | Deadball |    |    |     |   |   |     |    |
| 3FG % 1st Half: 0-5  |                  | 0.0%   | 2nd half: 2-2   | 100.0%   | Game: 2-7   |     | 28.6% | Rebounds |    |    |     |   |   |     |    |
| FT % 1st Half: 3-6   |                  | 50.0%  | 2nd half: 10-12 | 83.3%    | Game: 13-18 |     | 72.2% |          |    |    |     |   |   |     |    |

Officials: Missy Brooks, Richard Brewer, Doug Miller  
Technical fouls: Southeast Missouri-None, Kansas City-None.  
Attendance: 572

| Score by periods   | 1st | 2nd | Total |
|--------------------|-----|-----|-------|
| Southeast Missouri | 23  | 41  | 64    |
| Kansas City        | 25  | 44  | 69    |

Score tied - 5 times  
Lead changed - 17 times

Last FG - SEMO 2nd 00:18, UMKC 2nd 00:58  
Largest lead - SEMO by 2 1st 19:25, UMKC by 9 1st 07:04

## Game 3 – No. 25 Kansas 68, Southeast Missouri 58 Nov. 14, 2012 – Lawrence, Kan. (Allen Fieldhouse)

| Southeast Missouri 58 • 1-2 |                   |       |                 |          |             |     |       |          |    |    |    |    |    |     |    |
|-----------------------------|-------------------|-------|-----------------|----------|-------------|-----|-------|----------|----|----|----|----|----|-----|----|
| #                           | Player            | Total | 3-Pr            | Rebounds |             |     |       |          |    |    |    |    |    |     |    |
|                             |                   | FG-FA | FG-FA           | FT-FA    | Off         | Def | Total | PF       | TP | A  | To | Bk | Sl | Min |    |
| 15                          | SHIFFER, Courtney | f     | 1-4             | 0-0      | 1-2         | 2   | 3     | 5        | 3  | 3  | 0  | 4  | 0  | 29  |    |
| 32                          | MACK, Patricia    | f     | 2-10            | 0-1      | 0-0         | 2   | 5     | 7        | 4  | 4  | 0  | 4  | 0  | 1   | 21 |
| 11                          | BRADSHAW, Allyson | g     | 6-10            | 5-5      | 0-0         | 0   | 0     | 0        | 5  | 17 | 1  | 2  | 0  | 0   | 29 |
| 34                          | HUNTER, Jordan    | g     | 3-7             | 0-2      | 2-4         | 1   | 4     | 5        | 0  | 8  | 3  | 5  | 0  | 2   | 32 |
| 40                          | ROBERTS, Baile    | g     | 1-8             | 0-2      | 0-0         | 0   | 3     | 3        | 0  | 2  | 1  | 2  | 0  | 1   | 29 |
| 03                          | HAERTLING, Dru    | g     | 1-2             | 1-1      | 0-0         | 0   | 0     | 0        | 1  | 3  | 0  | 3  | 0  | 0   | 8  |
| 04                          | HARRIEL, Brittany | g     | 3-7             | 1-2      | 4-4         | 3   | 6     | 9        | 3  | 11 | 1  | 0  | 1  | 1   | 26 |
| 12                          | WRIGHT, Kara      | g     | 3-7             | 1-2      | 1-1         | 0   | 3     | 3        | 0  | 8  | 1  | 1  | 1  | 0   | 21 |
| 21                          | KING, Connor      | g     | 0-0             | 0-0      | 0-0         | 0   | 0     | 0        | 1  | 0  | 0  | 0  | 0  | 0   | 3  |
| 34                          | HACKMANN, Olivia  | g     | 1-1             | 0-0      | 0-0         | 1   | 1     | 2        | 0  | 2  | 0  | 0  | 0  | 0   | 2  |
| Team                        |                   | 2 0 2 |                 |          |             |     |       |          |    |    |    |    |    |     |    |
| Totals                      |                   | 21-56 | 8-15            | 8-11     | 11          | 25  | 36    | 19       | 58 | 10 | 17 | 2  | 9  | 200 |    |
| FG % 1st half: 11-26        |                   | 42.3% | 2nd half: 10-30 | 33.3%    | Game: 21-56 |     | 37.5% | Deadball |    |    |    |    |    |     |    |
| 3FG % 1st half: 2-6         |                   | 33.3% | 2nd half: 6-9   | 66.7%    | Game: 8-15  |     | 53.3% | Rebounds |    |    |    |    |    |     |    |
| FT % 1st half: 3-4          |                   | 75.0% | 2nd half: 5-7   | 71.4%    | Game: 8-11  |     | 72.7% |          |    |    |    |    |    |     |    |

| Kansas 68 • 2-0      |                 |       |                 |          |             |     |       |          |    |    |    |    |    |     |    |
|----------------------|-----------------|-------|-----------------|----------|-------------|-----|-------|----------|----|----|----|----|----|-----|----|
| #                    | Player          | Total | 3-Pr            | Rebounds |             |     |       |          |    |    |    |    |    |     |    |
|                      |                 | FG-FA | FG-FA           | FT-FA    | Off         | Def | Total | PF       | TP | A  | To | Bk | Sl | Min |    |
| 05                   | WILLIAMS,Bunny  | f     | 0-2             | 0-0      | 0-2         | 0   | 2     | 2        | 0  | 2  | 1  | 0  | 0  | 20  |    |
| 21                   | DAVIS,Carolyn   | f     | 12-16           | 0-0      | 3-6         | 1   | 1     | 2        | 2  | 27 | 0  | 1  | 1  | 0   | 21 |
| 03                   | GOODRICH,Angel  | g     | 6-17            | 3-6      | 2-2         | 2   | 1     | 3        | 3  | 17 | 8  | 3  | 0  | 5   | 34 |
| 13                   | ENGELMAN,Monica | g     | 1-8             | 0-0      | 0-0         | 3   | 8     | 11       | 1  | 2  | 4  | 2  | 0  | 1   | 31 |
| 02                   | KNIGHT,Natalie  | g     | 3-9             | 1-4      | 3-4         | 1   | 1     | 2        | 0  | 10 | 2  | 1  | 0  | 2   | 37 |
| 00                   | BOYD,Asia       | g     | 0-0             | 0-0      | 0-2         | 2   | 1     | 3        | 2  | 0  | 0  | 1  | 0  | 0   | 16 |
| 15                   | GARDNER,Chelsea | g     | 0-4             | 0-0      | 0-0         | 1   | 2     | 3        | 0  | 0  | 0  | 1  | 1  | 0   | 10 |
| 24                   | HARPER,CeCe     | g     | 0-0             | 0-0      | 0-0         | 1   | 0     | 1        | 0  | 0  | 0  | 1  | 0  | 0   | 3  |
| 33                   | JACKSON, Tania  | g     | 4-9             | 1-2      | 3-5         | 0   | 7     | 6        | 13 | 2  | 12 | 0  | 0  | 2   | 28 |
| Team                 |                 | 4 0 4 |                 |          |             |     |       |          |    |    |    |    |    |     |    |
| Totals               |                 | 26-65 | 5-12            | 11-21    | 18          | 26  | 44    | 12       | 68 | 16 | 11 | 4  | 8  | 200 |    |
| FG % 1st Half: 14-35 |                 | 40.0% | 2nd half: 12-30 | 40.0%    | Game: 26-65 |     | 40.0% | Deadball |    |    |    |    |    |     |    |
| 3FG % 1st Half: 4-9  |                 | 44.4% | 2nd half: 1-3   | 33.3%    | Game: 5-12  |     | 41.7% | Rebounds |    |    |    |    |    |     |    |
| FT % 1st Half: 4-4   |                 | 50.0% | 2nd half: 9-17  | 52.9%    | Game: 11-21 |     | 52.4% |          |    |    |    |    |    |     |    |

Officials: Michael Price, Michel Murray, Luis Gonzalez  
Technical foul: Southeast Missouri None, Kansas None.  
Attendance: 1913

| Scores by periods  |     |     |     |       |
|--------------------|-----|-----|-----|-------|
|                    | 1st | 2nd | 3rd | Total |
| Southeast Missouri | 27  | 31  | 28  | 86    |
| Kansas             | 34  | 34  | 68  |       |

Las Vegas - SEMO 2nd 01:29 KU 2nd 01:05  
Largest lead - SEMO None, KU by 12 2nd 07:30

Score tied - 1 time.  
Lead changed - 0 times.





# SOUTHEAST MISSOURI STATE UNIVERSITY

## Game 5 - Houston 61, Southeast Missouri 44 Nov. 23, 2012 - Houston, Texas (Hofheinz Pavilion)

| Southeast Missouri 44 • 2-3                               |                    |       |       |           |       |          |       |    |       |       |                |    |      |       |                |     |        |       |                                 |      |        |       |       |       |      |       |  |  |  |  |  |  |  |  |  |  |  |  |
|---|--------------------|-------|-------|-----------|-------|----------|-------|----|-------|-------|----------------|----|------|-------|----------------|-----|--------|-------|---------------------------------|------|--------|-------|-------|-------|------|-------|--|--|--|--|--|--|--|--|--|--|--|--|
| #   | Player             | Total |       | 3-Pr      |       | Rebounds |       | PF | TP    | A     | TO             | Bk | Sl   | Min   | FG-FGA         |     | FT-FTA |       |                                 |      |        |       |       |       |      |       |  |  |  |  |  |  |  |  |  |  |  |  |
|   |                    | FG    | FGA   | FT        | FTA   | Off      | Def   |    |       |       |                |    |      |       | FG             | FGA | FT     | FTA   |                                 |      |        |       |       |       |      |       |  |  |  |  |  |  |  |  |  |  |  |  |
| 04  | HARRIEL, Britany   | f     | 1-1   | 1-1       | 0-0   | 0        | 3     | 3  | 0     | 3     | 0              | 1  | 0    | 10    | 1              | 1   | 1      | 1     |                                 |      |        |       |       |       |      |       |  |  |  |  |  |  |  |  |  |  |  |  |
| 15  | SHIFFER, Courtney  | f     | 1-4   | 0-0       | 0-0   | 1        | 1     | 2  | 4     | 2     | 2              | 2  | 1    | 22    | 1              | 4   | 0      | 0     |                                 |      |        |       |       |       |      |       |  |  |  |  |  |  |  |  |  |  |  |  |
| 11  | BRADSHAW, Alyson   | g     | 3-8   | 2-7       | 0-0   | 0        | 1     | 1  | 2     | 8     | 2              | 5  | 0    | 31    | 3              | 8   | 0      | 0     |                                 |      |        |       |       |       |      |       |  |  |  |  |  |  |  |  |  |  |  |  |
| 34  | HUNTER, Jordan     | g     | 4-9   | 1-5       | 1-2   | 1        | 3     | 4  | 0     | 10    | 6              | 3  | 1    | 0     | 37             | 4   | 9      | 1     | 2                               |      |        |       |       |       |      |       |  |  |  |  |  |  |  |  |  |  |  |  |
| 40  | ROBERTS, Baile     | g     | 7-14  | 2-4       | 1-2   | 1        | 3     | 4  | 3     | 17    | 0              | 4  | 0    | 1     | 37             | 7   | 14     | 1     | 2                               |      |        |       |       |       |      |       |  |  |  |  |  |  |  |  |  |  |  |  |
| 03  | HAERTLING, Dru     | g     | 1-2   | 0-1       | 0-0   | 0        | 0     | 0  | 1     | 2     | 0              | 1  | 0    | 7     | 1              | 2   | 0      | 0     |                                 |      |        |       |       |       |      |       |  |  |  |  |  |  |  |  |  |  |  |  |
| 12  | WRIGHT, Kara       | g     | 0-2   | 0-1       | 0-0   | 1        | 2     | 3  | 0     | 0     | 1              | 4  | 0    | 1     | 16             | 0   | 2      | 0     | 0                               |      |        |       |       |       |      |       |  |  |  |  |  |  |  |  |  |  |  |  |
| 21  | KING, Connor       | g     | 1-4   | 0-0       | 0-0   | 1        | 3     | 4  | 0     | 2     | 0              | 0  | 0    | 0     | 16             | 1   | 4      | 0     | 0                               |      |        |       |       |       |      |       |  |  |  |  |  |  |  |  |  |  |  |  |
| 24  | HACKMANN, Olivia   | g     | 0-0   | 0-0       | 0-0   | 0        | 0     | 0  | 0     | 0     | 0              | 0  | 0    | 2     | 4              | 0   | 0      | 0     | 0                               |      |        |       |       |       |      |       |  |  |  |  |  |  |  |  |  |  |  |  |
| 32  | MACK, Patricia     | g     | 0-2   | 0-0       | 0-0   | 1        | 6     | 7  | 4     | 0     | 0              | 2  | 0    | 1     | 20             | 0   | 2      | 0     | 0                               |      |        |       |       |       |      |       |  |  |  |  |  |  |  |  |  |  |  |  |
| Team  |                    |       |       |           |       |          |       |    |       |       |                |    |      |       |                |     |        |       |                                 |      |        |       |       |       |      |       |  |  |  |  |  |  |  |  |  |  |  |  |
| Totals  |                    | 18-46 | 6-19  | 2-4       | 7     | 23       | 30    | 14 | 44    | 11    | 22             | 2  | 6    | 200   |                |     |        |       |                                 |      |        |       |       |       |      |       |  |  |  |  |  |  |  |  |  |  |  |  |
| FG % 1st Half:  |                    | 8-25  | 32.0% | 2nd half: | 10-21 | 47.6%    | Game: |    | 18-46 | 39.1% | Rebounds       |    | 2    |       | FG % 1st Half: |     | 3-13   | 23.1% | 2nd half:                       | 2-4  | 50.0%  | Game: | 6-19  | 31.6% |      |       |  |  |  |  |  |  |  |  |  |  |  |  |
| 3FG % 1st Half:   |                    | 0-0   | 0.0%  | 2nd half: | 0-0   | 0.0%     | Game: |    | 0-0   | 0.0%  | FT % 1st Half: |    | 0-0  | 0.0%  | Game:          |     | 0-0    | 0.0%  | Game:                           |      | 2-4    | 50.0% | Game: |       | 6-19 | 31.6% |  |  |  |  |  |  |  |  |  |  |  |  |
| FT % 1st Half:  |                    | 0-0   | 0.0%  | 2nd half: | 2-4   | 50.0%    | Game: |    | 2-4   | 50.0% | Game:          |    | 2-4  | 50.0% | Game:          |     | 2-4    | 50.0% | Game:                           |      | 2-4    | 50.0% | Game: |       | 6-19 | 31.6% |  |  |  |  |  |  |  |  |  |  |  |  |
| HOU 61 • 1-4  |                    |       |       |           |       |          |       |    |       |       |                |    |      |       |                |     |        |       |                                 |      |        |       |       |       |      |       |  |  |  |  |  |  |  |  |  |  |  |  |
| #   | Player             | Total |       | 3-Pr      |       | Rebounds |       | PF | TP    | A     | TO             | Bk | Sl   | Min   | FG-FGA         |     | FT-FTA |       |                                 |      |        |       |       |       |      |       |  |  |  |  |  |  |  |  |  |  |  |  |
|   |                    | FG    | FGA   | FT        | FTA   | Off      | Def   |    |       |       |                |    |      |       | FG             | FGA | FT     | FTA   |                                 |      |        |       |       |       |      |       |  |  |  |  |  |  |  |  |  |  |  |  |
| 22  | AMERSON, Marche'   | f     | 2-10  | 1-4       | 0-0   | 1        | 3     | 4  | 2     | 5     | 1              | 1  | 0    | 3     | 26             | 2   | 10     | 0     | 0                               |      |        |       |       |       |      |       |  |  |  |  |  |  |  |  |  |  |  |  |
| 23  | CAMPBELL, Ty'onna  | f     | 2-6   | 0-0       | 2-4   | 5        | 4     | 9  | 0     | 6     | 2              | 0  | 0    | 2     | 35             | 2   | 6      | 2     | 4                               |      |        |       |       |       |      |       |  |  |  |  |  |  |  |  |  |  |  |  |
| 20  | THOMPSON, Yasmeeen | c     | 4-5   | 0-0       | 1-2   | 5        | 5     | 10 | 1     | 9     | 1              | 4  | 0    | 1     | 35             | 4   | 5      | 1     | 2                               |      |        |       |       |       |      |       |  |  |  |  |  |  |  |  |  |  |  |  |
| 05  | LANDRY, Porsche    | g     | 7-18  | 2-6       | 3-3   | 5        | 0     | 5  | 2     | 19    | 3              | 7  | 0    | 2     | 34             | 7   | 18     | 3     | 3                               |      |        |       |       |       |      |       |  |  |  |  |  |  |  |  |  |  |  |  |
| 15  | SMITH, Alecia      | g     | 5-10  | 3-5       | 1-2   | 1        | 1     | 2  | 1     | 14    | 3              | 1  | 0    | 3     | 35             | 5   | 10     | 1     | 2                               |      |        |       |       |       |      |       |  |  |  |  |  |  |  |  |  |  |  |  |
| 21  | PALMER, Jessika    | g     | 1-3   | 0-2       | 0-0   | 0        | 0     | 0  | 2     | 2     | 0              | 0  | 0    | 11    | 1              | 3   | 0      | 0     |                                 |      |        |       |       |       |      |       |  |  |  |  |  |  |  |  |  |  |  |  |
| 23  | TUBBS, Tasha       | g     | 1-3   | 1-2       | 0-0   | 0        | 0     | 0  | 1     | 3     | 0              | 0  | 0    | 10    | 1              | 3   | 0      | 0     |                                 |      |        |       |       |       |      |       |  |  |  |  |  |  |  |  |  |  |  |  |
| 24  | ASHTON, Marissa    | g     | 1-6   | 0-2       | 1-2   | 1        | 2     | 3  | 0     | 3     | 1              | 1  | 2    | 13    | 1              | 6   | 1      | 2     |                                 |      |        |       |       |       |      |       |  |  |  |  |  |  |  |  |  |  |  |  |
| 34  | ALFORD, Terran     | g     | 0-0   | 0-0       | 0-0   | 0        | 0     | 0  | 0     | 0     | 0              | 0  | 0    | 1     | 0              | 0   | 0      | 0     |                                 |      |        |       |       |       |      |       |  |  |  |  |  |  |  |  |  |  |  |  |
| Team  |                    |       |       |           |       |          |       |    |       |       |                |    |      |       |                |     |        |       |                                 |      |        |       |       |       |      |       |  |  |  |  |  |  |  |  |  |  |  |  |
| Totals  |                    | 23-61 | 8-13  | 7-21      | 8-13  | 19       | 21    | 40 | 9     | 61    | 11             | 14 | 1    | 13    | 200            |     |        |       |                                 |      |        |       |       |       |      |       |  |  |  |  |  |  |  |  |  |  |  |  |
| FG % 1st Half:  |                    | 12-32 | 37.5% | 2nd half: | 11-29 | 37.9%    | Game: |    | 23-61 | 37.7% | Rebounds       |    | 1    |       | FG % 1st Half: |     | 5-12   | 41.7% | 2nd half:                       | 7-21 | 33.3%  | Game: | 7-21  | 33.3% |      |       |  |  |  |  |  |  |  |  |  |  |  |  |
| 3FG % 1st Half:   |                    | 5-12  | 41.7% | 2nd half: | 2-9   | 22.2%    | Game: |    | 7-21  | 33.3% | FT % 1st Half: |    | 2-4  | 50.0% | Game:          |     | 6-9    | 66.7% | 2nd half:                       | 6-9  | 66.7%  | Game: | 6-9   | 66.7% |      |       |  |  |  |  |  |  |  |  |  |  |  |  |
| FT % 1st Half:  |                    | 2-4   | 50.0% | 2nd half: | 6-9   | 66.7%    | Game: |    | 8-13  | 61.5% | Game:          |    | 8-13 | 61.5% | Game:          |     | 8-13   | 61.5% | Game:                           |      | 8-13   | 61.5% | Game: |       | 8-13 | 61.5% |  |  |  |  |  |  |  |  |  |  |  |  |
| Officials: Jody Taylor, Lorenzo Alvarez, Rochelle Bennett |                    |       |       |           |       |          |       |    |       |       |                |    |      |       |                |     |        |       | Game Two of David Jones Classic |      |        |       |       |       |      |       |  |  |  |  |  |  |  |  |  |  |  |  |
| Technical fouls: Southeast Missouri None, Houston None.   |                    |       |       |           |       |          |       |    |       |       |                |    |      |       |                |     |        |       | Attendance: 570                 |      |        |       |       |       |      |       |  |  |  |  |  |  |  |  |  |  |  |  |
| Score by periods  |                    | 1st   | 2nd   | Total     |       |          |       |    |       |       |                |    |      |       |                |     |        |       |                                 |      |        |       |       |       |      |       |  |  |  |  |  |  |  |  |  |  |  |  |
| Southeast Missouri  |                    | 19    | 25    | 44        |       |          |       |    |       |       |                |    |      |       |                |     |        |       |                                 |      |        |       |       |       |      |       |  |  |  |  |  |  |  |  |  |  |  |  |
| Houston   |                    | 31    | 30    | 61        |       |          |       |    |       |       |                |    |      |       |                |     |        |       |                                 |      |        |       |       |       |      |       |  |  |  |  |  |  |  |  |  |  |  |  |
| Last FG - SEMO 2nd-00.44, HOU 2nd-01:26                   |                    |       |       |           |       |          |       |    |       |       |                |    |      |       |                |     |        |       | Points                          |      | In     |       | Off   |       |      |       |  |  |  |  |  |  |  |  |  |  |  |  |
| Largest lead - SEMO by 11 1st-06, HOU by 17 2nd-01:26     |                    |       |       |           |       |          |       |    |       |       |                |    |      |       |                |     |        |       | T/O                             |      | T/O    |       | 2nd   |       |      |       |  |  |  |  |  |  |  |  |  |  |  |  |
|   |                    |       |       |           |       |          |       |    |       |       |                |    |      |       |                |     |        |       | Chance                          |      | Chance |       | Fast  |       |      |       |  |  |  |  |  |  |  |  |  |  |  |  |
|   |                    |       |       |           |       |          |       |    |       |       |                |    |      |       |                |     |        |       | Break                           |      | Break  |       | Bench |       |      |       |  |  |  |  |  |  |  |  |  |  |  |  |
|   |                    |       |       |           |       |          |       |    |       |       |                |    |      |       |                |     |        |       | Bench                           |      | Bench  |       | Bench |       |      |       |  |  |  |  |  |  |  |  |  |  |  |  |
|   |                    |       |       |           |       |          |       |    |       |       |                |    |      |       |                |     |        |       | Lead changed - 2 times          |      |        |       |       |       |      |       |  |  |  |  |  |  |  |  |  |  |  |  |

## Game 7 - Missouri 80, Southeast Missouri 51 Nov. 29, 2012 - Columbia, Mo. (Mizzou Arena)

| Southeast Missouri 51 • 3-4                                  |                   |       |       |                         |     |           |     |       |    |           |    |            |    |       |        |       |        |                |   |      |  |                |  |                |  |       |  |       |  |
|--|-------------------|-------|-------|-------------------------|-----|-----------|-----|-------|----|-----------|----|------------|----|-------|--------|-------|--------|----------------|---|------|--|----------------|--|----------------|--|-------|--|-------|--|
| #  | Player            | Total |       | 3-Pr                    |     | Rebounds  |     | PF    | TP | A         | TO | Bk         | Sl | Min   | FG-FGA |       | FT-FTA |                |   |      |  |                |  |                |  |       |  |       |  |
|  |                   | FG    | FGA   | FT                      | FTA | Off       | Def |       |    |           |    |            |    |       | FG     | FGA   | FT     | FTA            |   |      |  |                |  |                |  |       |  |       |  |
| 32   | MACK, Patricia    | f     | 2-6   | 0-2                     | 0-0 | 7         | 5   | 12    | 2  | 4         | 2  | 1          | 0  | 1     | 20     | 2     | 6      | 0              | 0 |      |  |                |  |                |  |       |  |       |  |
| 40   | ROBERTS, Baile    | f     | 3-10  | 1-4                     | 0-1 | 0         | 0   | 0     | 2  | 7         | 1  | 0          | 0  | 0     | 20     | 3     | 10     | 0              | 0 |      |  |                |  |                |  |       |  |       |  |
| 15   | SHIFFER, Courtney | c     | 1-5   | 0-0                     | 0-4 | 2         | 1   | 3     | 0  | 2         | 0  | 3          | 0  | 0     | 25     | 1     | 5      | 0              | 4 |      |  |                |  |                |  |       |  |       |  |
| 11   | BRADSHAW, Alyson  | g     | 2-9   | 2-5                     | 2-2 | 0         | 1   | 1     | 1  | 8         | 1  | 3          | 0  | 0     | 20     | 2     | 9      | 2              | 2 |      |  |                |  |                |  |       |  |       |  |
| 34   | HUNTER, Jordan    | g     | 3-7   | 2-5                     | 0-0 | 1         | 1   | 2     | 1  | 8         | 5  | 0          | 2  | 31    | 3      | 7     | 0      | 0              |   |      |  |                |  |                |  |       |  |       |  |
| 03   | HAERTLING, Dru    | g     | 0-2   | 0-0                     | 1-2 | 0         | 0   | 0     | 1  | 1         | 0  | 0          | 0  | 7     | 0      | 2     | 1      | 2              |   |      |  |                |  |                |  |       |  |       |  |
| 05   | ROSADO, Yelena    | g     | 0-2   | 0-0                     | 1-2 | 0         | 1   | 1     | 0  | 1         | 0  | 0          | 0  | 4     | 0      | 2     | 1      | 2              |   |      |  |                |  |                |  |       |  |       |  |
| 12   | WRIGHT, Kara      | g     | 2-2   | 1-1                     | 0-0 | 0         | 0   | 0     | 2  | 5         | 0  | 1          | 0  | 0     | 22     | 2     | 2      | 0              | 0 |      |  |                |  |                |  |       |  |       |  |
| 21   | KING, Connor      | g     | 3-8   | 0-2                     | 5-7 | 3         | 4   | 7     | 2  | 11        | 0  | 1          | 0  | 0     | 29     | 3     | 8      | 5              | 7 |      |  |                |  |                |  |       |  |       |  |
| 24   | HACKMANN, Olivia  | g     | 2-11  | 0-1                     | 0-0 | 0         | 7   | 7     | 0  | 4         | 2  | 0          | 0  | 1     | 22     | 2     | 11     | 0              | 0 |      |  |                |  |                |  |       |  |       |  |
| Team   |                   |       |       |                         |     |           |     |       |    |           |    |            |    |       |        |       |        |                |   |      |  |                |  |                |  |       |  |       |  |
| Totals   |                   | 18-62 |       | 6-20                    |     | 9-18      |     | 17    |    | 27        |    | 44         |    | 11    |        | 51    |        | 14             |   | 0    |  | 4              |  | 200            |  |       |  |       |  |
| FG % 1st Half:   |                   | 10-29 |       | 34.5%                   |     | 2nd half: |     | 8-33  |    | 24.2%     |    | Game:      |    | 18-62 |        | 29.0% |        | Rebounds       |   | 4    |  | FG % 1st Half: |  | 4-10           |  | 40.0% |  |       |  |
| 3FG % 1st Half:  |                   | 4-10  |       | 40.0%                   |     | 2nd half: |     | 2-10  |    | 20.0%     |    | Game:      |    | 6-20  |        | 30.0% |        | FT % 1st Half: |   | 2-4  |  | 50.0%          |  | Game:          |  | 9-18  |  | 50.0% |  |
| FT % 1st Half:   |                   | 2-4   |       | 50.0%                   |     | 2nd half: |     | 7-14  |    | 50.0%     |    | Game:      |    | 9-18  |        | 50.0% |        | Game:          |   | 9-18 |  | 50.0%          |  | Game:          |  | 9-18  |  | 50.0% |  |
| Mizzou 80 • 5-2  |                   |       |       |                         |     |           |     |       |    |           |    |            |    |       |        |       |        |                |   |      |  |                |  |                |  |       |  |       |  |
| #  | Player            | Total |       | 3-Pr                    |     | Rebounds  |     | PF    | TP | A         | TO | Bk         | Sl | Min   | FG-FGA |       | FT-FTA |                |   |      |  |                |  |                |  |       |  |       |  |
|  |                   | FG    | FGA   | FT                      | FTA | Off       | Def |       |    |           |    |            |    |       | FG     | FGA   | FT     | FTA            |   |      |  |                |  |                |  |       |  |       |  |
| 13   | Kulas, Bri        | f     | 6-13  | 2-7                     | 0-1 | 2         | 6   | 8     | 2  | 14        | 1  | 0          | 0  | 1     | 30     | 6     | 13     | 0              | 1 |      |  |                |  |                |  |       |  |       |  |
| 4  | Smith, Le         | f     | 1-3   | 0-0                     | 0-4 | 4         | 3   | 7     | 2  | 2         | 3  | 1          | 0  | 2     | 26     | 1     | 3      | 0              | 0 |      |  |                |  |                |  |       |  |       |  |
| 21   | Doty, Lianna      | f     | 2-4   | 0-1                     | 0-0 | 0         | 0   | 3     | 3  | 4         | 4  | 5          | 3  | 1     | 20     | 2     | 4      | 0              | 0 |      |  |                |  |                |  |       |  |       |  |
| 20   | Carroll, Sydney   | g     | 11-13 | 2-3                     | 2-3 | 3         | 3   | 3     | 6  | 2         | 26 | 2          | 3  | 2     | 1      | 23    | 11     | 13             | 2 | 1    |  |                |  |                |  |       |  |       |  |
| 32   | Priede, Liene     | g     | 2-4   | 0-0                     | 0-0 | 1         | 5   | 6     | 0  | 4         | 0  | 1          | 0  | 1     | 17     | 2     | 4      | 0              | 0 |      |  |                |  |                |  |       |  |       |  |
| 03   | Stromberg, Darlan | g     | 0-3   | 0-0                     | 1-3 | 0         | 3   | 3     | 0  | 1         | 0  | 0          | 0  | 5     | 0      | 3     | 1      | 0              | 0 |      |  |                |  |                |  |       |  |       |  |
| 03   | Stromberg, Darlan | g     | 0-3   | 0-0                     | 0-0 | 0         | 3   | 3     | 0  | 0         | 0  | 1          | 0  | 0     | 9      | 0     | 3      | 0              | 0 |      |  |                |  |                |  |       |  |       |  |
| 02   | Flowler, Bree     | 1-3   | 0-1   | 0-1                     | 0-1 | 2         | 1   | 3     | 3  | 2         | 0  | 0          | 0  | 6     | 0      | 1     | 0      | 0              | 0 |      |  |                |  |                |  |       |  |       |  |
| 20   | Strom, Maddie     | 4-9   | 4-9   | 0-0                     | 0-0 | 1         | 1   | 1     | 1  | 3         | 12 | 1          | 0  | 1     | 10     | 4     | 9      | 0              | 0 |      |  |                |  |                |  |       |  |       |  |
| 12   | Hudyn, Michelle   | 0-1   | 0-0   | 0-0                     | 0-0 | 1         | 1   | 2     | 1  | 0         | 0  | 0          | 1  | 0     | 12     | 0     | 1      | 0              | 0 |      |  |                |  |                |  |       |  |       |  |
| 14   | Simmens, Kately   | 0-3   | 0-3   | 0-0                     | 0-3 | 0         | 0   | 0     | 0  | 0         | 0  | 0          | 0  | 6     | 0      | 3     | 0      | 0              | 0 |      |  |                |  |                |  |       |  |       |  |
| 30   | Eye, Morgan       | 5-11  | 5-10  | 0-0                     | 0-0 | 0         | 3   | 3     | 0  | 15        | 1  | 1          | 0  | 0     | 20     | 5     | 11     | 0              | 0 |      |  |                |  |                |  |       |  |       |  |
| Team   |                   |       |       |                         |     |           |     |       |    |           |    |            |    |       |        |       |        |                |   |      |  |                |  |                |  |       |  |       |  |
| Totals   |                   | 32-70 |       | 13-37                   |     | 3-7       |     | 15    |    | 37        |    | 20         |    | 80    |        | 20    |        | 9              |   | 6    |  | 200            |  | FG % 1st Half: |  | 15-37 |  | 40.5% |  |
| 3FG % 1st Half:  |                   | 6-18  |       | 33.3%                   |     | 2nd half: |     | 17-33 |    | 51.5%     |    | Game:      |    | 32-70 |        | 45.7% |        | Rebounds       |   | 4    |  | FG % 1st Half: |  | 6-18           |  | 33.3% |  |       |  |
| FT % 1st Half:   |                   | 0-0   |       | 0.0%                    |     | 2nd half: |     | 3-6   |    | 50.0%     |    | Game:      |    | 3-7   |        | 42.9% |        | Game:          |   | 3-7  |  | 42.9%          |  | Game:          |  | 3-7   |  | 42.9% |  |
| Officials: Scott Yarborough, Jennifer Reese, Kylene Galloway |                   |       |       |                         |     |           |     |       |    |           |    |            |    |       |        |       |        |                |   |      |  |                |  |                |  |       |  |       |  |
| Technical Fouls: Southeast Missouri=None, Mizzou=None        |                   |       |       |                         |     |           |     |       |    |           |    |            |    |       |        |       |        |                |   |      |  |                |  |                |  |       |  |       |  |
| Attendance: 1210   |                   |       |       |                         |     |           |     |       |    |           |    |            |    |       |        |       |        |                |   |      |  |                |  |                |  |       |  |       |  |
| Score by periods   |                   |       |       | 1st                     |     | 2nd       |     | 3rd   |    | 4th       |    | 5th        |    |       |        |       |        |                |   |      |  |                |  |                |  |       |  |       |  |
| Southeast Missouri   |                   |       |       | 26                      |     | 25        |     | 21    |    | 21        |    | 21         |    |       |        |       |        |                |   |      |  |                |  |                |  |       |  |       |  |
| Mizzou   |                   |       |       | 35                      |     | 44        |     | 80    |    | 44        |    | 21         |    |       |        |       |        |                |   |      |  |                |  |                |  |       |  |       |  |
| Lead For: SEMO lead 30-22, MU lead 28-30                     |                   |       |       |                         |     |           |     |       |    |           |    |            |    |       |        |       |        |                |   |      |  |                |  |                |  |       |  |       |  |
| Largest lead: SEMO lead 16, MU lead 31-24 00:27              |                   |       |       |                         |     |           |     |       |    |           |    |            |    |       |        |       |        |                |   |      |  |                |  |                |  |       |  |       |  |
|  |                   |       |       | Points                  |     | In Paint  |     | TO    |    | Offensive |    | Fast Break |    | Bench |        |       |        |                |   |      |  |                |  |                |  |       |  |       |  |
|  |                   |       |       | 34                      |     | 16        |     | 7     |    | 14        |    | 2          |    | 22    |        |       |        |                |   |      |  |                |  |                |  |       |  |       |  |
|  |                   |       |       | MU lead                 |     | 17        |     | 12    |    | 10        |    | 30         |    |       |        |       |        |                |   |      |  |                |  |                |  |       |  |       |  |
|  |                   |       |       | Score tied 0 - 0 times  |     |           |     |       |    |           |    |            |    |       |        |       |        |                |   |      |  |                |  |                |  |       |  |       |  |
|  |                   |       |       | Last closed 0 - 0 times |     |           |     |       |    |           |    |            |    |       |        |       |        |                |   |      |  |                |  |                |  |       |  |       |  |

# 2012-13 Box Scores

## Game 9 – Southern Illinois 58, Southeast Missouri 57 Dec. 5, 2012 – Carbondale, Ill. (SIU Arena)

| Southeast Missouri 57 • 4-5 |                   |        |        |           |       |       |       |       |       |          |     |    |   |     |
|-----------------------------|-------------------|--------|--------|-----------|-------|-------|-------|-------|-------|----------|-----|----|---|-----|
| #                           | Player            | Total  | 3-Pt   | Rebounds  | PF    | TP    | A     | TO    | Bk    | Stl      | Min |    |   |     |
|                             |                   | FG-FGA | FG-FGA | FT-FTA    | Off   | Def   | Total |       |       |          |     |    |   |     |
| 15                          | SHIFFER, Courtney | f 1-4  | 0-0    | 2-2       | 3     | 3     | 6     | 4     | 1     | 0        | 1   | 29 |   |     |
| 32                          | MACK, Patricia    | f 3-6  | 0-1    | 1-2       | 4     | 7     | 11    | 5     | 7     | 1        | 1   | 29 |   |     |
| 11                          | BRADSHAW, Allyson | g 5-18 | 2-11   | 2-3       | 2     | 1     | 3     | 2     | 14    | 1        | 4   | 0  | 2 | 32  |
| 34                          | HUNTER, Jordan    | g 5-11 | 2-4    | 5-5       | 0     | 5     | 5     | 1     | 17    | 3        | 8   | 0  | 1 | 36  |
| 40                          | ROBERTS, Baile    | g 2-8  | 0-2    | 3-5       | 3     | 5     | 8     | 3     | 7     | 0        | 2   | 0  | 1 | 34  |
| 03                          | HAERTLING, Dru    | g 0-3  | 0-2    | 0-0       | 0     | 0     | 0     | 1     | 0     | 0        | 0   | 0  | 4 |     |
| 12                          | WRIGHT, Kara      | g 3-7  | 0-0    | 0-0       | 0     | 2     | 2     | 1     | 6     | 1        | 1   | 0  | 0 | 20  |
| 21                          | KING, Connor      | g 1-2  | 0-0    | 0-0       | 0     | 3     | 3     | 0     | 2     | 0        | 1   | 0  | 0 | 11  |
| 24                          | HACKMANN, Olivia  | g 0-2  | 0-1    | 0-0       | 0     | 1     | 1     | 0     | 0     | 0        | 2   | 0  | 0 | 5   |
| Team                        |                   | 1 3 4  |        |           |       |       |       |       |       |          |     |    |   |     |
| Totals                      |                   | 20-61  | 4-21   | 13-17     | 16    | 27    | 43    | 16    | 57    | 7        | 19  | 2  | 5 | 200 |
| FG % 1st Half:              |                   | 7-30   | 23.3%  | 2nd half: | 13-31 | 41.9% | Game: | 20-61 | 32.8% | Deadball |     |    |   |     |
| 3FG % 1st Half:             |                   | 2-10   | 20.0%  | 2nd half: | 2-11  | 18.2% | Game: | 4-21  | 19.0% | Rebounds |     |    |   |     |
| FT % 1st Half:              |                   | 6-8    | 75.0%  | 2nd half: | 7-9   | 77.8% | Game: | 13-17 | 76.5% | 1        |     |    |   |     |

| Southern Illinois 58 • 1-6 |                   |        |        |           |       |       |       |       |       |          |     |   |   |     |
|----------------------------|-------------------|--------|--------|-----------|-------|-------|-------|-------|-------|----------|-----|---|---|-----|
| #                          | Player            | Total  | 3-Pt   | Rebounds  | PF    | TP    | A     | TO    | Bk    | Stl      | Min |   |   |     |
|                            |                   | FG-FGA | FG-FGA | FT-FTA    | Off   | Def   | Total |       |       |          |     |   |   |     |
| 33                         | Washington, Azia  | f 5-9  | 0-0    | 4-5       | 1     | 8     | 9     | 2     | 14    | 1        | 1   | 0 | 2 | 27  |
| 44                         | Pierre, Dyna      | c 2-7  | 0-0    | 2-4       | 4     | 8     | 12    | 4     | 6     | 3        | 5   | 0 | 1 | 28  |
| 10                         | Macklin, Cartasha | g 2-13 | 1-3    | 3-4       | 1     | 1     | 2     | 3     | 8     | 1        | 3   | 0 | 1 | 24  |
| 13                         | Napier, Rhonda    | g 4-11 | 1-5    | 2-2       | 1     | 2     | 3     | 0     | 11    | 3        | 3   | 0 | 1 | 40  |
| 23                         | Courier, Jordyn   | g 2-4  | 1-3    | 0-0       | 1     | 2     | 3     | 1     | 5     | 0        | 2   | 0 | 2 | 27  |
| 12                         | Griffin, Mercedes | g 1-1  | 0-0    | 0-0       | 1     | 1     | 2     | 3     | 2     | 1        | 0   | 0 | 0 | 8   |
| 15                         | Boue, Jameka      | g 3-9  | 1-3    | 3-7       | 2     | 4     | 6     | 2     | 10    | 1        | 2   | 0 | 0 | 33  |
| 32                         | Gaine, Sidney     | g 0-0  | 0-0    | 2-2       | 1     | 0     | 1     | 0     | 2     | 0        | 1   | 0 | 0 | 9   |
| 42                         | Patterson, Alexis | g 0-1  | 0-0    | 0-0       | 0     | 0     | 0     | 2     | 0     | 0        | 0   | 0 | 0 | 4   |
| Team                       |                   | 3 2 5  |        |           |       |       |       |       |       |          |     |   |   |     |
| Totals                     |                   | 19-55  | 4-14   | 16-24     | 15    | 28    | 43    | 19    | 58    | 10       | 18  | 0 | 7 | 200 |
| FG % 1st Half:             |                   | 8-25   | 32.0%  | 2nd half: | 11-30 | 36.7% | Game: | 19-55 | 34.5% | Deadball |     |   |   |     |
| 3FG % 1st Half:            |                   | 1-7    | 14.3%  | 2nd half: | 3-7   | 42.9% | Game: | 4-14  | 28.6% | Rebounds |     |   |   |     |
| FT % 1st Half:             |                   | 10-10  | 100.0% | 2nd half: | 6-14  | 42.9% | Game: | 16-24 | 66.7% | 2        |     |   |   |     |

Officials: Randy Campbell, Tony Winders, Alycia Dukes  
Technical fouls: Southeast Missouri-None. Southern Illinois-None.  
Attendance: 240

| Score by periods   | 1st | 2nd | Total |
|--------------------|-----|-----|-------|
| Southeast Missouri | 22  | 35  | 57    |
| Southern Illinois  | 27  | 31  | 58    |

Points in Paint: SEMO 26, SIU 14  
Fast Break: SEMO 8, SIU 2  
Bench: SEMO 19, SIU 14  
Score tied - 6 times.  
Lead changed - 8 times.

Last FG - SEMO 2nd 02:00, SIU 2nd 00:09  
Largest lead - SEMO by 4 2nd 03:11, SIU by 11 1st 04:27.

## Game 10 – Southeast Missouri 56, Western Illinois 47 Dec. 8, 2012 – Cape Girardeau, Mo. (Show Me Center)

| Western Illinois 47 • 4-5 |                    |        |        |           |       |       |       |       |       |          |    |     |     |     |
|---------------------------|--------------------|--------|--------|-----------|-------|-------|-------|-------|-------|----------|----|-----|-----|-----|
| #                         | Player             | Total  | 3-Pt   | Rebounds  |       |       | PF    | TP    | A     | TO       | Bk | Stl | Min |     |
|                           |                    | FG-FGA | FG-FGA | FT-FTA    | Off   | Def   | Total |       |       |          |    |     |     |     |
| 42                        | EVANS, Rachel      | f 3-10 | 0-1    | 0-0       | 0     | 5     | 8     | 1     | 6     | 0        | 0  | 5   | 0   | 25  |
| 14                        | MAHER, Michelle    | g 1-4  | 1-3    | 0-0       | 0     | 2     | 2     | 0     | 3     | 0        | 2  | 1   | 2   | 21  |
| 15                        | HENRISON, Rebecca  | g 0-1  | 0-1    | 0-0       | 1     | 3     | 4     | 2     | 0     | 0        | 0  | 4   | 0   | 29  |
| 21                        | KONTAUTAITE, Saula | g 2-10 | 2-6    | 2-4       | 0     | 3     | 3     | 1     | 8     | 0        | 3  | 0   | 1   | 33  |
| 22                        | SALVATORI, Michele | g 4-7  | 1-2    | 2-3       | 1     | 3     | 4     | 1     | 11    | 0        | 3  | 1   | 1   | 28  |
| 24                        | REED, Chanelle     | g 2-10 | 0-3    | 2-4       | 0     | 3     | 3     | 0     | 6     | 3        | 1  | 0   | 1   | 23  |
| 05                        | LUKE, Ashley       | g 2-5  | 0-0    | 1-2       | 0     | 1     | 1     | 5     | 5     | 0        | 1  | 0   | 1   | 15  |
| 10                        | JONES, Christina   | g 1-1  | 0-0    | 0-0       | 1     | 0     | 1     | 1     | 0     | 0        | 0  | 1   | 0   | 1   |
| 12                        | RIEGER, Jackie     | g 1-6  | 0-1    | 3-3       | 0     | 2     | 2     | 5     | 1     | 3        | 1  | 0   | 0   | 12  |
| 23                        | PHILLIPS, Karis    | g 1-2  | 1-2    | 0-0       | 0     | 0     | 0     | 0     | 3     | 1        | 1  | 0   | 0   | 11  |
| 44                        | REICHEL, Sophie    | g 0-1  | 0-0    | 0-0       | 0     | 0     | 0     | 1     | 0     | 0        | 0  | 0   | 0   | 2   |
| Team                      |                    | 2 2 4  |        |           |       |       |       |       |       |          |    |     |     |     |
| Totals                    |                    | 16-57  | 5-19   | 10-16     | 8     | 24    | 32    | 14    | 47    | 5        | 20 | 9   | 7   | 200 |
| FG % 1st Half:            |                    | 5-22   | 22.7%  | 2nd half: | 11-35 | 31.4% | Game: | 16-57 | 28.1% | Deadball |    |     |     |     |
| 3FG % 1st Half:           |                    | 1-5    | 20.0%  | 2nd half: | 4-14  | 28.6% | Game: | 5-19  | 26.3% | Rebounds |    |     |     |     |
| FT % 1st Half:            |                    | 3-4    | 75.0%  | 2nd half: | 7-12  | 58.3% | Game: | 10-16 | 62.5% | 2        |    |     |     |     |

| Southeast Missouri 56 • 5-5 |                   |        |        |           |       |       |       |       |       |          |    |     |     |     |
|-----------------------------|-------------------|--------|--------|-----------|-------|-------|-------|-------|-------|----------|----|-----|-----|-----|
| #                           | Player            | Total  | 3-Pt   | Rebounds  |       |       | PF    | TP    | A     | TO       | Bk | Stl | Min |     |
|                             |                   | FG-FGA | FG-FGA | FT-FTA    | Off   | Def   | Total |       |       |          |    |     |     |     |
| 15                          | SHIFFER, Courtney | f 1-3  | 0-0    | 0-0       | 0     | 0     | 0     | 2     | 2     | 1        | 1  | 0   | 21  |     |
| 32                          | MACK, Patricia    | f 1-4  | 0-1    | 4-7       | 1     | 15    | 16    | 3     | 6     | 4        | 2  | 0   | 2   | 33  |
| 11                          | BRADSHAW, Allyson | g 3-9  | 2-5    | 0-0       | 0     | 1     | 1     | 5     | 8     | 0        | 4  | 0   | 0   | 22  |
| 34                          | HUNTER, Jordan    | g 3-7  | 1-4    | 0-0       | 0     | 0     | 0     | 7     | 2     | 5        | 0  | 0   | 3   | 37  |
| 40                          | ROBERTS, Baile    | g 4-8  | 0-0    | 0-0       | 1     | 4     | 5     | 3     | 8     | 0        | 4  | 0   | 0   | 18  |
| 03                          | HAERTLING, Dru    | g 1-1  | 1-1    | 0-0       | 1     | 1     | 2     | 3     | 0     | 2        | 0  | 0   | 0   | 5   |
| 12                          | WRIGHT, Kara      | g 2-5  | 0-2    | 2-2       | 0     | 5     | 5     | 1     | 6     | 1        | 2  | 1   | 0   | 17  |
| 21                          | KING, Connor      | g 0-2  | 0-0    | 1-2       | 1     | 5     | 6     | 1     | 1     | 1        | 2  | 0   | 1   | 25  |
| 24                          | HACKMANN, Olivia  | g 6-10 | 0-1    | 3-3       | 0     | 0     | 0     | 4     | 15    | 1        | 1  | 2   | 3   | 22  |
| Team                        |                   | 2 6 8  |        |           |       |       |       |       |       |          |    |     |     |     |
| Totals                      |                   | 21-49  | 4-14   | 10-14     | 5     | 37    | 42    | 21    | 56    | 10       | 24 | 3   | 10  | 200 |
| FG % 1st Half:              |                   | 11-21  | 52.4%  | 2nd half: | 10-28 | 35.7% | Game: | 21-49 | 42.9% | Deadball |    |     |     |     |
| 3FG % 1st Half:             |                   | 3-8    | 37.5%  | 2nd half: | 1-8   | 12.5% | Game: | 4-14  | 28.6% | Rebounds |    |     |     |     |
| FT % 1st Half:              |                   | 5-5    | 100.0% | 2nd half: | 5-9   | 55.6% | Game: | 10-14 | 71.4% | 3        |    |     |     |     |

Officials: Ty Bils, Stacy Moore, Cole Womack  
Technical fouls: Western Illinois-None. Southeast Missouri-None.  
Attendance: 702

| Score by periods   | 1st | 2nd | Total |
|--------------------|-----|-----|-------|
| Western Illinois   | 14  | 33  | 47    |
| Southeast Missouri | 30  | 26  | 56    |

Last FG - WIU 2nd 01:27, SEMO 2nd 01:38.  
Largest lead - WIU None, SEMO by 24 2nd 12:38.

Score tied - 0 times.  
Lead changed - 0 times.

## Game 11 – Western Kentucky 60, Southeast Missouri 46 Dec. 16, 2012 – Bowling Green, Ky. (E.A. Diddle Arena)

| Southeast Missouri 46 • 5-6 |                   |        |        |           |      |       |       |       |       |          |     |   |    |     |
|-----------------------------|-------------------|--------|--------|-----------|------|-------|-------|-------|-------|----------|-----|---|----|-----|
| #                           | Player            | Total  | 3-Pr   | Rebounds  | PF   | TP    | A     | TO    | Bk    | Stl      | Min |   |    |     |
|                             |                   | FG-FGA | FG-FGA | FT-FTA    | Off  | Def   | Total |       |       |          |     |   |    |     |
| 15                          | SHIFFER, Courtney | f 4-6  | 0-0    | 0-0       | 0    | 3     | 3     | 1     | 8     | 1        | 1   | 1 | 26 |     |
| 32                          | MACK, Patricia    | f 1-5  | 0-0    | 0-0       | 3    | 7     | 10    | 4     | 2     | 1        | 4   | 0 | 1  | 20  |
| 12                          | WRIGHT, Kara      | g 6-9  | 1-3    | 2-2       | 3    | 5     | 8     | 1     | 15    | 2        | 5   | 2 | 2  | 37  |
| 34                          | HUNTER, Jordan    | g 2-9  | 1-7    | 1-2       | 0    | 2     | 2     | 2     | 6     | 2        | 3   | 0 | 2  | 35  |
| 40                          | ROBERTS, Baile    | g 2-12 | 0-4    | 1-2       | 0    | 5     | 5     | 0     | 5     | 5        | 1   | 1 | 0  | 32  |
| 03                          | HAERTLING, Dru    | g 2-5  | 2-4    | 0-0       | 0    | 1     | 1     | 0     | 6     | 0        | 3   | 0 | 0  | 15  |
| 05                          | ROSADO, Yelena    | g 0-2  | 0-0    | 0-0       | 0    | 0     | 0     | 0     | 0     | 0        | 0   | 0 | 0  | 3   |
| 21                          | KING, Connor      | g 0-1  | 0-0    | 0-0       | 0    | 1     | 1     | 1     | 0     | 0        | 1   | 0 | 0  | 14  |
| 24                          | HACKMANN, Olivia  | g 1-4  | 0-1    | 2-2       | 0    | 2     | 2     | 0     | 4     | 0        | 2   | 1 | 0  | 18  |
| Team                        |                   | 0 1 1  |        |           |      |       |       |       |       |          |     |   |    |     |
| Totals                      |                   | 18-53  | 4-19   | 6-8       | 6    | 27    | 33    | 9     | 46    | 11       | 20  | 5 | 6  | 200 |
| FG % 1st Half:              |                   | 9-22   | 40.9%  | 2nd half: | 9-31 | 29.0% | Game: | 18-53 | 34.0% | Deadball |     |   |    |     |
| 3FG % 1st Half:             |                   | 3-9    | 33.0%  | 2nd half: | 1-9  | 11.1% | Game: | 4-19  | 21.1% | Rebounds |     |   |    |     |
| FT % 1st Half:              |                   | 3-4    | 75.0%  | 2nd half: | 3-4  | 75.0% | Game: | 6-8   | 75.0% | 1        |     |   |    |     |

| WKU 60 • 8-2    |                   |        |        |           |       |       |       |       |       |          |     |   |    |     |
|-----------------|-------------------|--------|--------|-----------|-------|-------|-------|-------|-------|----------|-----|---|----|-----|
| #               | Player            | Total  | 3-Pr   | Rebounds  | PF    | TP    | A     | TO    | Bk    | Stl      | Min |   |    |     |
|                 |                   | FG-FGA | FG-FGA | FT-FTA    | Off   | Def   | Total |       |       |          |     |   |    |     |
| 33              | McClain, Jalynn   | f 3-6  | 0-0    | 0-0       | 0     | 4     | 4     | 3     | 6     | 2        | 1   | 0 | 0  | 23  |
| 05              | Jones, Micah      | g 1-6  | 1-4    | 0-0       | 0     | 2     | 2     | 1     | 3     | 2        | 0   | 1 | 1  | 25  |
| 21              | Govan, Alexis     | g 8-17 | 0-1    | 4-4       | 1     | 4     | 5     | 1     | 20    | 0        | 4   | 0 | 3  | 30  |
| 22              | McGee, Bianca     | g 5-15 | 1-6    | 0-0       | 5     | 5     | 10    | 3     | 11    | 1        | 4   | 0 | 2  | 24  |
| 23              | Wright, LeAsia    | g 0-3  | 0-0    | 1-2       | 3     | 1     | 4     | 1     | 1     | 3        | 3   | 0 | 0  | 20  |
| 02              | Means, Chaney     | g 1-4  | 1-3    | 0-0       | 0     | 3     | 3     | 0     | 3     | 2        | 1   | 0 | 1  | 21  |
| 10              | Fothergill, Danay | g 0-1  | 0-0    | 0-0       | 1     | 0     | 1     | 0     | 0     | 0        | 0   | 0 | 0  | 17  |
| 24              | Johnson, Ileana   | g 0-0  | 0-0    | 0-0       | 0     | 1     | 1     | 0     | 0     | 0        | 0   | 0 | 0  | 10  |
| 30              | Goody, Chastity   | g 8-14 | 0-2    | 0-1       | 4     | 8     | 12    | 3     | 16    | 1        | 4   | 2 | 3  | 30  |
| Team            |                   | 1 2 3  |        |           |       |       |       |       |       |          |     |   |    |     |
| Totals          |                   | 26-66  | 3-16   | 5-7       | 15    | 30    | 45    | 12    | 60    | 11       | 17  | 3 | 10 | 200 |
| FG % 1st Half:  |                   | 12-31  | 38.7%  | 2nd half: | 14-35 | 40.0% | Game: | 26-66 | 39.4% | Deadball |     |   |    |     |
| 3FG % 1st Half: |                   | 2-9    | 22.2%  | 2nd half: | 1-7   | 14.3% | Game: | 3-16  | 18.8% | Rebounds |     |   |    |     |
| FT % 1st Half:  |                   | 2      | 100.0% | 2nd half: | 3-5   | 60.0% | Game: | 5-7   | 71.4% | 0        |     |   |    |     |

Officials: Jody Cantrill, Natasha Harris, Coleman Womack  
Technical fouls: Southeast Missouri none. WKU none.  
Attendance: 714

| Score by periods   |  |  |  | 1st | 2nd | Total |        |      |     |       |    |
|--------------------|--|--|--|-----|-----|-------|--------|------|-----|-------|----|
| Southeast Missouri |  |  |  | 22  | 46  | 68    | Points | SEMO | WKU | Bench |    |
| WKU                |  |  |  | 28  | 32  | 60    | 12     | 13   | 7   | 4     | 10 |

Last FG - SEMO 2nd 01:03, WKU 2nd 00:45  
Largest lead - SEMO by 1st 18:27, WKU by 17 2nd 02:44

Score tied - 3 times.  
Lead changed - 1 time.





# SOUTHEAST MISSOURI STATE UNIVERSITY

## Game 13 - Belmont 71, Southeast Missouri 58 Dec. 31, 2012 - Nashville, Tenn. (Curb Event Center)

| Southeast Missouri 58 • 5-8, 0-1 OVC                      |                    |        |        |        |        |           |       |       |       |       |    |       |     |       |     |       |  |                     |  |
|---|--------------------|--------|--------|--------|--------|-----------|-------|-------|-------|-------|----|-------|-----|-------|-----|-------|--|---------------------|--|
| #   | Player             | Total  | FG-FGA | 3-Pr   | FT-FTA | Rebounds  | Off   | Def   | Total | PF    | TP | A     | T   | Bk    | Stl | Min   |  |                     |  |
|   |                    | FG-FGA | FG-FGA | FT-FTA | Off    | Def       | Total | PF    | TP    | A     | T  | Bk    | Stl | Min   |     |       |  |                     |  |
| 12  | WRIGHT, Kara       | 4-9    | 0-2    | 0-1    | 1      | 4         | 5     | 1     | 8     | 3     | 2  | 0     | 3   | 24    |     |       |  |                     |  |
| 15  | SHIFFER, Courtney  | 2-3    | 0-0    | 0-0    | 1      | 5         | 6     | 2     | 4     | 0     | 3  | 1     | 1   | 31    |     |       |  |                     |  |
| 32  | MACK, Patricia     | 1-6    | 0-3    | 3-4    | 4      | 7         | 11    | 2     | 5     | 3     | 4  | 0     | 3   | 35    |     |       |  |                     |  |
| 34  | HUNTER, Jordan     | 3-6    | 2-4    | 5-6    | 0      | 1         | 1     | 2     | 13    | 7     | 2  | 1     | 0   | 37    |     |       |  |                     |  |
| 40  | ROBERTS, Baile     | 7-15   | 1-2    | 3-4    | 0      | 2         | 2     | 3     | 18    | 1     | 1  | 0     | 0   | 30    |     |       |  |                     |  |
| 63  | HAERTLING, Dru     | 0-0    | 0-0    | 0-0    | 0      | 0         | 0     | 1     | 0     | 0     | 0  | 0     | 0   | 3     |     |       |  |                     |  |
| 64  | HARRIEL, Brittany  | 0-3    | 0-1    | 0-0    | 0      | 3         | 3     | 3     | 0     | 0     | 1  | 0     | 0   | 10    |     |       |  |                     |  |
| 11  | BRADSHAW, Alyson   | 3-10   | 2-6    | 2-2    | 0      | 0         | 0     | 0     | 10    | 1     | 2  | 0     | 0   | 16    |     |       |  |                     |  |
| 21  | KING, Connor       | 0-2    | 0-1    | 0-0    | 0      | 0         | 0     | 0     | 0     | 0     | 0  | 0     | 0   | 4     |     |       |  |                     |  |
| 24  | HACKMANN, Olivia   | 0-1    | 0-0    | 0-0    | 0      | 0         | 0     | 0     | 0     | 0     | 0  | 0     | 0   | 10    |     |       |  |                     |  |
| Team  |                    | 2-4    |        | 0-0    |        | 0-0       |       | 0-0   |       | 0-0   |    | 0-0   |     | 0-0   |     | 0-0   |  | 0-0                 |  |
| Totals  |                    | 20-55  |        | 5-19   |        | 13-17     |       | 8-24  |       | 32-14 |    | 58    |     | 15-27 |     | 71    |  | 200                 |  |
| FG % 1st Half:  |                    | 14-34  |        | 41.2%  |        | 2nd half: |       | 6-21  |       | 28.6% |    | Game: |     | 20-55 |     | 36.4% |  | Deadball Rebounds 2 |  |
| 3FG % 1st Half:   |                    | 5-13   |        | 38.5%  |        | 2nd half: |       | 0-6   |       | 0.0%  |    | Game: |     | 5-19  |     | 26.3% |  |                     |  |
| FT % 1st Half:  |                    | 1-1    |        | 100.0% |        | 2nd half: |       | 12-16 |       | 75.0% |    | Game: |     | 13-17 |     | 76.5% |  |                     |  |
| BELMONT 71 • 7-7, 2-0 OVC                                 |                    |        |        |        |        |           |       |       |       |       |    |       |     |       |     |       |  |                     |  |
| #   | Player             | Total  | FG-FGA | 3-Pr   | FT-FTA | Rebounds  | Off   | Def   | Total | PF    | TP | A     | T   | Bk    | Stl | Min   |  |                     |  |
|   |                    | FG-FGA | FG-FGA | FT-FTA | Off    | Def       | Total | PF    | TP    | A     | T  | Bk    | Stl | Min   |     |       |  |                     |  |
| 10  | CARROLL, Katie     | 2-3    | 1-2    | 0-0    | 0      | 2         | 2     | 3     | 5     | 1     | 0  | 0     | 0   | 21    |     |       |  |                     |  |
| 12  | COLEMAN, Jordan    | 2-9    | 0-1    | 0-0    | 0      | 2         | 5     | 7     | 3     | 4     | 5  | 2     | 1   | 0     | 29  |       |  |                     |  |
| 20  | ERNS, Molly        | 1-4    | 0-2    | 0-0    | 0      | 1         | 1     | 0     | 2     | 0     | 0  | 0     | 0   | 1     | 15  |       |  |                     |  |
| 32  | BROOKS, Katie      | 8-13   | 1-2    | 4-4    | 0      | 1         | 1     | 1     | 21    | 2     | 2  | 0     | 1   | 34    |     |       |  |                     |  |
| 40  | VISBEEN, Alyssa    | 4-9    | 1-4    | 0-1    | 2      | 5         | 7     | 4     | 9     | 1     | 1  | 1     | 3   | 25    |     |       |  |                     |  |
| 01  | TARRANCE, Adrienne | 1-1    | 0-0    | 2-2    | 0      | 2         | 2     | 2     | 4     | 4     | 0  | 0     | 2   | 20    |     |       |  |                     |  |
| 13  | LUFFMAN, Jordyn    | 4-10   | 1-4    | 4-5    | 3      | 3         | 6     | 2     | 13    | 2     | 3  | 2     | 2   | 28    |     |       |  |                     |  |
| 23  | VAUGHT, Torie      | 5-8    | 0-1    | 1-2    | 0      | 5         | 5     | 1     | 11    | 1     | 4  | 0     | 0   | 22    |     |       |  |                     |  |
| 30  | BRYCE, Blair       | 1-2    | 0-0    | 0-0    | 1      | 4         | 5     | 0     | 2     | 0     | 0  | 0     | 0   | 6     |     |       |  |                     |  |
| Team  |                    | 1-2    |        | 3-3    |        | 1-2       |       | 3-3   |       | 1-2   |    | 3-3   |     | 1-2   |     | 3-3   |  | 1-2                 |  |
| Totals  |                    | 28-59  |        | 4-16   |        | 11-15     |       | 9-30  |       | 39-16 |    | 71-16 |     | 16-13 |     | 6-8   |  | 200                 |  |
| FG % 1st Half:  |                    | 10-29  |        | 34.5%  |        | 2nd half: |       | 18-30 |       | 60.0% |    | Game: |     | 28-59 |     | 47.5% |  | Deadball Rebounds 1 |  |
| 3FG % 1st Half:   |                    | 4-15   |        | 26.7%  |        | 2nd half: |       | 0-1   |       | 0.0%  |    | Game: |     | 4-16  |     | 25.0% |  |                     |  |
| FT % 1st Half:  |                    | 1-2    |        | 50.0%  |        | 2nd half: |       | 10-13 |       | 76.9% |    | Game: |     | 11-15 |     | 73.3% |  |                     |  |
| Officials: Charlie Hunt, David Jenkins, Kevin Self        |                    |        |        |        |        |           |       |       |       |       |    |       |     |       |     |       |  |                     |  |
| Technical fouls: Southeast Missouri-None, BELMONT-None.   |                    |        |        |        |        |           |       |       |       |       |    |       |     |       |     |       |  |                     |  |
| Attendance: 385   |                    |        |        |        |        |           |       |       |       |       |    |       |     |       |     |       |  |                     |  |
| Score by periods  |                    |        |        |        |        |           |       |       |       |       |    |       |     |       |     |       |  |                     |  |
|   | 1st                | 2nd    | Total  |        |        |           |       |       |       |       |    |       |     |       |     |       |  |                     |  |
| Southeast Missouri  | 34                 | 24     | 58     |        |        |           |       |       |       |       |    |       |     |       |     |       |  |                     |  |
| BELMONT   | 25                 | 46     | 71     |        |        |           |       |       |       |       |    |       |     |       |     |       |  |                     |  |
| Last FG - SEMO 2nd-00:18, BEL 2nd-01:02.                  |                    |        |        |        |        |           |       |       |       |       |    |       |     |       |     |       |  |                     |  |
| Largest lead - SEMO by 10 2nd-17:05, BEL by 15 2nd-09:23. |                    |        |        |        |        |           |       |       |       |       |    |       |     |       |     |       |  |                     |  |
| Score tied - 1 time.                                      |                    |        |        |        |        |           |       |       |       |       |    |       |     |       |     |       |  |                     |  |
| Lead changed - 4 times.                                   |                    |        |        |        |        |           |       |       |       |       |    |       |     |       |     |       |  |                     |  |

## Game 14 - Southeast Missouri 71, Austin Peay 57 Jan. 5, 2013 - Cape Girardeau, Mo. (Show Me Center)

| Austin Peay 57 • 5-8, 0-1 OVC                              |                    |       |        |           |        |             |       |    |        |       |   |                                   |                             |  |  |  |
|--|--------------------|-------|--------|-----------|--------|-------------|-------|----|--------|-------|---|-----------------------------------|-----------------------------|--|--|--|
| #  | Player             | Total | FG-FGA | 3-Pr      | FT-FTA | Rebounds    | PF    | TP | A      | T     | Bk  | Stl                               | Min                         |  |  |  |
|  |                    |       | FG-FGA | FG-FGA    | FT-FTA | Off Def Tot |       |    |        |       |   |                                   |                             |  |  |  |
| 43   | BUSSABARGER, Megha | 3     | 3-9    | 0-3       | 4-4    | 1 5 6       | 1     | 10 | 0      | 2     | 0   | 3                                 | 34                          |  |  |  |
| 04   | STAINBACK, Kristen | 2     | 2-8    | 0-4       | 0-0    | 0 2 2       | 2     | 4  | 1      | 0     | 0   | 1                                 | 27                          |  |  |  |
| 05   | OLSZEWSKI, Nicole  | 3     | 3-9    | 2-3       | 2-2    | 0 1 1       | 4     | 10 | 2      | 2     | 0   | 3                                 | 36                          |  |  |  |
| 14   | MARTINEZ, Leslie   | 4     | 4-10   | 0-1       | 0-0    | 2 12 14     | 2     | 8  | 4      | 5     | 1   | 3                                 | 38                          |  |  |  |
| 32   | HARDWAY, Alexis    | 4     | 4-10   | 0-0       | 3-6    | 6 3 9       | 2     | 11 | 1      | 4     | 0   | 0                                 | 35                          |  |  |  |
| 01   | GRAY, Tasha        | 3     | 3-7    | 1-3       | 0-0    | 0 1 1       | 2     | 7  | 0      | 3     | 0   | 0                                 | 13                          |  |  |  |
| 21   | NWOKOCHA, Jennifer | 2     | 2-4    | 0-0       | 1-2    | 1 0 1       | 1     | 5  | 0      | 1     | 0   | 0                                 | 8                           |  |  |  |
| 42   | HILL, Kaitlyn      | 0     | 0-0    | 0-0       | 0-0    | 0 0 0       | 0     | 1  | 0      | 0     | 0   | 0                                 | 3                           |  |  |  |
| 44   | OLSZEWSKI, Shelby  | 1     | 1-2    | 0-0       | 0-0    | 0 0 0       | 0     | 2  | 0      | 0     | 0   | 0                                 | 6                           |  |  |  |
| Team   |                    |       |        |           |        |             |       |    |        |       |   |                                   |                             |  |  |  |
| Totals   |                    | 22    | 22-59  | 3-14      | 10-14  | 10 25 35    | 15    | 57 | 8      | 17    | 1   | 10                                | 200                         |  |  |  |
| FG % 1st Half:   |                    | 10-27 | 37.0%  | 2nd half: | 12-32  | 37.5%       | Game: |    | 22-59  | 37.3% |   |                                   | Deadball                    |  |  |  |
| 3FG % 1st Half:  |                    | 1-7   | 14.3%  | 2nd half: | 2-7    | 28.6%       | Game: |    | 3-14   | 21.4% |   |                                   | Rebounds                    |  |  |  |
| FT % 1st Half:   |                    | 6-8   | 75.0%  | 2nd half: | 4-6    | 66.7%       | Game: |    | 10-14  | 71.4% |   |                                   | 2                           |  |  |  |
| Southeast Missouri 71 • 6-8, 1-1 OVC                       |                    |       |        |           |        |             |       |    |        |       |   |                                   |                             |  |  |  |
| #  | Player             | Total | FG-FGA | 3-Pr      | FT-FTA | Rebounds    | PF    | TP | A      | T     | Bk  | Stl                               | Min                         |  |  |  |
|  |                    |       | FG-FGA | FG-FGA    | FT-FTA | Off Def Tot |       |    |        |       |   |                                   |                             |  |  |  |
| 15   | SHIFFER, Courtney  | 1     | 0-3    | 0-0       | 0-0    | 0 3 3       | 2     | 0  | 1      | 2     | 0   | 0                                 | 15                          |  |  |  |
| 32   | MACK, Patricia     | 4     | 2-1    | 0-0       | 0-0    | 0 4 4       | 4     | 2  | 3      | 2     | 3   | 0                                 | 18                          |  |  |  |
| 12   | WRIGHT, Kara       | 5     | 2-5    | 0-3       | 1-4    | 1 2 3       | 0     | 5  | 3      | 2     | 0   | 4                                 | 32                          |  |  |  |
| 34   | HUNTER, Jordan     | 8     | 8-16   | 2-6       | 3-3    | 1 4 5       | 1     | 21 | 6      | 2     | 1   | 2                                 | 36                          |  |  |  |
| 40   | ROBERTS, Baile     | 4     | 4-10   | 2-4       | 2-2    | 1 5 6       | 3     | 12 | 2      | 3     | 1   | 2                                 | 31                          |  |  |  |
| 63   | HAERTLING, Dru     | 0     | 0-1    | 0-0       | 0-0    | 0 0 0       | 0     | 0  | 0      | 0     | 0   | 0                                 | 4                           |  |  |  |
| 64   | HARRIE, Brittany   | 8     | 8-13   | 1-1       | 2-3    | 2 3 5       | 2     | 19 | 0      | 2     | 0   | 2                                 | 30                          |  |  |  |
| 11   | BRADSHAW, Alyson   | 3     | 3-5    | 2-3       | 2-2    | 0 0 0       | 0     | 2  | 1      | 0     | 0   | 0                                 | 14                          |  |  |  |
| 21   | KING, Connor       | 1     | 1-3    | 0-1       | 0-0    | 0 7 7       | 3     | 2  | 0      | 0     | 0   | 2                                 | 14                          |  |  |  |
| 44   | HACKMANN, Olivia   | 0     | 0-0    | 0-0       | 0-0    | 0 0 0       | 0     | 0  | 0      | 0     | 0   | 0                                 | 6                           |  |  |  |
| Team   |                    |       |        |           |        |             |       |    |        |       |   |                                   |                             |  |  |  |
| Totals   |                    | 27    | 27-57  | 7-18      | 10-14  | 8 29 37     | 17    | 71 | 16     | 17    | 4   | 10                                | 200                         |  |  |  |
| FG % 1st Half:   |                    | 14-29 | 48.3%  | 2nd half: | 13-28  | 46.4%       | Game: |    | 27-57  | 47.4% |   |                                   | Deadball                    |  |  |  |
| 3FG % 1st Half:  |                    | 4-9   | 44.4%  | 2nd half: | 3-9    | 33.3%       | Game: |    | 7-18   | 38.9% |   |                                   | Rebounds                    |  |  |  |
| FT % 1st Half:   |                    | 5-5   | 100.0  | 2nd half: | 5-9    | 55.6%       | Game: |    | 10-14  | 71.4% |   |                                   | 1                           |  |  |  |
| Officials: Troy Winders, Alycia Dukes, Marc Briney         |                    |       |        |           |        |             |       |    |        |       |   |                                   |                             |  |  |  |
| Technical Fouls: Austin Peay=None, Southeast Missouri=None |                    |       |        |           |        |             |       |    |        |       |   |                                   |                             |  |  |  |
| Attendance: 798  |                    |       |        |           |        |             |       |    |        |       |   |                                   |                             |  |  |  |
| Score by periods   |                    |       | 1st    | 2nd       | Total  |             |       |    | In     | Off   | 2nd   | 1st                               | Fast                        |  |  |  |
| Austin Peay  |                    |       | 27     | 30        | 57     |             |       |    | Points | Off   | Chance <td>Break</td> <th>Bench<th colspan="3"></th></th> | Break                             | Bench <th colspan="3"></th> |  |  |  |
| Southeast Missouri   |                    |       | 37     | 34        | 71     |             |       |    | Reb    | T     | % <th>%<th>%<th colspan="3"></th></th></th>               | % <th>%<th colspan="3"></th></th> | % <th colspan="3"></th>     |  |  |  |
|  |                    |       |        |           |        |             |       |    | SEMO   |       |   |                                   |                             |  |  |  |
| Last FG - APSU 22:00:10, SEMO 2nd 00:19.                   |                    |       |        |           |        |             |       |    |        |       |   |                                   |                             |  |  |  |
| Largest lead - APSU 21:15:01, SEMO by 18 02:04.            |                    |       |        |           |        |             |       |    |        |       |   |                                   |                             |  |  |  |
| Score tied - 2 times.                                      |                    |       |        |           |        |             |       |    |        |       |   |                                   |                             |  |  |  |
| Lead changed - 3 times.                                    |                    |       |        |           |        |             |       |    |        |       |   |                                   |                             |  |  |  |

# 2012-13 Box Scores

## Game 17 – Tennessee State 68, Southeast Missouri 58 Jan. 14, 2013 – Nashville, Tenn. (Gentry Center)

| Southeast Missouri 58 • (8-9, 2-2 OVC) |                   |        |        |           |       |       |       |       |       |     |     |    |          |
|--|-------------------|--------|--------|-----------|-------|-------|-------|-------|-------|-----|-----|----|----------|
| #                                      | Player            | Total  | 3-Pr   | Rebounds  | PF    | TP    | A     | T     | Bk    | Stl | Min |    |          |
|  |                   | FG-FGA | FG-FGA | FT-FTA    | Off   | Def   | Tot   |       |       |     |     |    |          |
| 04                                     | HARRIEL, Brittany | f 2-6  | 0-1    | 4-4       | 4     | 3     | 7     | 4     | 0     | 1   | 0   | 24 |          |
| 32                                     | MACK, Patricia    | f 1-4  | 0-0    | 1-3       | 1     | 6     | 7     | 5     | 3     | 2   | 3   | 0  | 31       |
| 12                                     | WRIGHT, Kara      | g 2-7  | 1-1    | 2-4       | 0     | 1     | 1     | 7     | 1     | 2   | 1   | 1  | 26       |
| 34                                     | HUNTER, Jordan    | g 5-12 | 1-3    | 6-6       | 0     | 4     | 4     | 4     | 17    | 7   | 6   | 0  | 36       |
| 40                                     | ROBERTS, Bailey   | g 2-9  | 0-2    | 2-2       | 6     | 7     | 13    | 4     | 6     | 2   | 3   | 0  | 29       |
| 03                                     | HAERTLING, Dru    | g 0-1  | 0-1    | 0-0       | 0     | 0     | 0     | 1     | 0     | 1   | 2   | 0  | 4        |
| 11                                     | BRADSHAW, Allyson | g 3-5  | 1-3    | 0-0       | 0     | 1     | 1     | 3     | 7     | 0   | 3   | 0  | 22       |
| 21                                     | KING, Connor      | 1-3    | 0-0    | 2-2       | 1     | 3     | 4     | 1     | 4     | 0   | 2   | 0  | 17       |
| 24                                     | HACKMANN, Olivia  | 2-7    | 1-3    | 1-2       | 2     | 1     | 3     | 0     | 6     | 0   | 2   | 1  | 11       |
|  | Team              |        |        | 1         | 3     | 4     | 1     |       |       |     |     |    |          |
|  | Totals            | 18-54  | 4-14   | 18-23     | 15    | 29    | 44    | 24    | 58    | 13  | 24  | 3  | 200      |
|  | FG % 1st half:    | 6-23   | 26.1%  | 2nd half: | 12-31 | 38.7% | Game: | 18-54 | 33.3% |     |     |    | Deadball |
|  | 3FG % 1st half:   | 3-6    | 50.0%  | 2nd half: | 1-8   | 12.5% | Game: | 4-14  | 28.6% |     |     |    | Rebounds |
|  | FT % 1st half:    | 13-14  | 92.9%  | 2nd half: | 5-9   | 55.6% | Game: | 18-23 | 78.3% |     |     |    | 2        |

| Tennessee State Univ 68 • (6-9, 2-2 OVC) |                   |        |        |           |       |       |       |       |       |     |     |   |          |    |
|--|-------------------|--------|--------|-----------|-------|-------|-------|-------|-------|-----|-----|---|----------|----|
| #  | Player            | Total  | 3-Pr   | Rebounds  | PF    | TP    | A     | T     | Bk    | Stl | Min |   |          |    |
|  |                   | FG-FGA | FG-FGA | FT-FTA    | Off   | Def   | Tot   |       |       |     |     |   |          |    |
| 35                                       | HOPE, Simone      | f 6-16 | 0-0    | 2-3       | 3     | 4     | 7     | 1     | 14    | 2   | 3   | 0 | 27       |    |
| 11                                       | JONES, Avery      | c 4-6  | 0-0    | 0-0       | 0     | 1     | 1     | 5     | 8     | 0   | 2   | 1 | 0        | 18 |
| 12                                       | ALLEN, Rachel     | g 0-2  | 0-1    | 1-2       | 0     | 2     | 2     | 3     | 1     | 3   | 0   | 1 | 20       |    |
| 31                                       | SHULER, Jasmin    | g 1-7  | 1-3    | 2-4       | 0     | 2     | 2     | 0     | 5     | 0   | 1   | 0 | 26       |    |
| 22                                       | HESS, Kesi        | g 5-13 | 1-4    | 7-10      | 0     | 4     | 2     | 2     | 18    | 1   | 2   | 1 | 37       |    |
| 15                                       | STENSON, Tanisha  | 0-2    | 0-0    | 0-0       | 2     | 2     | 0     | 0     | 1     | 0   | 0   | 1 | 6        |    |
| 20                                       | LAWRENCE, Brianna | 0-0    | 0-0    | 0-0       | 0     | 0     | 0     | 1     | 0     | 0   | 0   | 1 | 14       |    |
| 23                                       | MORRIS, Alana     | 2-2    | 0-0    | 3-3       | 1     | 4     | 5     | 1     | 7     | 4   | 3   | 1 | 17       |    |
| 30                                       | HUDSON, Chelsea   | 2-3    | 0-1    | 5-6       | 3     | 3     | 6     | 2     | 9     | 0   | 1   | 1 | 19       |    |
| 44                                       | GASTON, Destiny   | 3-7    | 0-0    | 0-0       | 1     | 0     | 1     | 2     | 6     | 0   | 1   | 1 | 16       |    |
|  | Team              |        |        | 2         | 3     | 5     |       |       | 2     |     |     |   |          |    |
|  | Totals            | 23-58  | 2-9    | 20-28     | 10    | 25    | 35    | 17    | 68    | 11  | 15  | 5 | 200      |    |
|  | FG % 1st Half:    | 16-33  | 48.5%  | 2nd half: | 7-25  | 28.0% | Game: | 23-58 | 39.7% |     |     |   | Deadball |    |
|  | 3FG % 1st Half:   | 1-4    | 25.0%  | 2nd half: | 1-5   | 20.0% | Game: | 2-9   | 22.2% |     |     |   | Rebounds |    |
|  | FT % 1st Half:    | 7-10   | 70.0%  | 2nd half: | 13-18 | 72.2% | Game: | 20-28 | 71.4% |     |     |   | 3        |    |

Officials: Richelle Brown, Kyle Galloway, Keith Wages  
Technical fouls: Southeast Missouri-ROBERTS, Bailey; TEAM, Tennessee State Univ-None.  
Attendance: 426

| Score by periods     | 1st | 2nd | Total |
|----------------------|-----|-----|-------|
| Southeast Missouri   | 28  | 30  | 58    |
| Tennessee State Univ | 40  | 28  | 68    |

Lead FG - SEMO 2nd 00:37, TSU 2nd 06:25  
Largest lead - SEMO by 2 1st 14:48, TSU by 15 2nd 18:47.

Score tied - 2 times.  
Lead changed - 4 times.

## Game 18 – UT Martin 82, Southeast Missouri 71 Jan. 16, 2013 – Cape Girardeau, Mo. (Show Me Center)

| UT Martin 82 • 8-11, 3-2 OVC |                       |        |        |           |       |          |       |       |       |    |    |    |     |          |     |
|------------------------------|-----------------------|--------|--------|-----------|-------|----------|-------|-------|-------|----|----|----|-----|----------|-----|
| #                            | Player                | Total  |        | 3-Pr      |       | Rebounds |       | PF    | TP    | A  | T  | Bk | Stl | Min      |     |
|                              |                       | FG-FGA | FG-FGA | FT-FTA    | Off   | Def      | Tot   |       |       |    |    |    |     |          |     |
| 33                           | BRYANT, Rickisha      | f      | 6-10   | 0-0       | 2-2   | 5        | 9     | 14    | 1     | 14 | 0  | 0  | 4   | 33       |     |
| 34                           | CRAWFORD, Shelby      | f      | 2-3    | 0-1       | 1-2   | 1        | 1     | 2     | 0     | 5  | 0  | 2  | 0   | 16       |     |
| 11                           | BUTLER, Heather       | g      | 7-20   | 3-10      | 6-7   | 2        | 0     | 2     | 23    | 1  | 4  | 0  | 2   | 39       |     |
| 12                           | NEWSOME, Jasmine      | g      | 11-22  | 5-7       | 9-12  | 1        | 5     | 6     | 2     | 36 | 9  | 5  | 1   | 4        | 37  |
| 25                           | SCHUBERT, Katie       | g      | 0-3    | 0-3       | 0-0   | 0        | 2     | 2     | 1     | 0  | 1  | 0  | 1   | 2        | 31  |
| 10                           | HALL, Chelsey         | 0      | 0-1    | 0-0       | 0-0   | 0        | 5     | 5     | 3     | 0  | 1  | 1  | 0   | 16       |     |
| 21                           | VANLANDINGHAM, Sydne  | 0      | 1-1    | 0-1       | 4-4   | 4        | 0     | 3     | 4     | 0  | 1  | 0  | 0   | 20       |     |
| 42                           | BASSETT-SMITH, Ashlie | 0      | 0-2    | 0-0       | 0-0   | 0        | 0     | 0     | 1     | 0  | 0  | 0  | 0   | 8        |     |
|                              | Team                  |        |        |           | 1     | 4        | 5     |       |       |    |    |    |     |          |     |
|                              | Totals                |        | 26-62  | 8-22      | 22-27 | 10       | 30    | 40    | 13    | 62 | 12 | 13 | 6   | 9        | 200 |
|                              | FG % 1st half:        | 9-31   | 29.0%  | 2nd half: | 17-31 | 54.8%    | Game: | 26-62 | 41.9% |    |    |    |     | Deadball |     |
|                              | 3FG % 1st half:       | 3-11   | 27.3%  | 2nd half: | 5-11  | 45.5%    | Game: | 8-22  | 36.4% |    |    |    |     | Rebounds |     |
|                              | FT % 1st half:        | 6-8    | 75.0%  | 2nd half: | 16-19 | 84.2%    | Game: | 22-27 | 81.5% |    |    |    |     | 5        |     |

| Southeast Missouri 71 • 8-10, 2-3 OVC |                   |        |        |           |       |          |       |       |       |    |    |    |     |          |     |
|---------------------------------------|-------------------|--------|--------|-----------|-------|----------|-------|-------|-------|----|----|----|-----|----------|-----|
| #                                     | Player            | Total  |        | 3-Pr      |       | Rebounds |       | PF    | TP    | A  | T  | Bk | Stl | Min      |     |
|                                       |                   | FG-FGA | FG-FGA | FT-FTA    | Off   | Def      | Tot   |       |       |    |    |    |     |          |     |
| 04                                    | HARRIEL, Brittany | f      | 5-11   | 1-3       | 2-4   | 4        | 4     | 8     | 2     | 13 | 2  | 0  | 1   | 34       |     |
| 32                                    | MACK, Patricia    | f      | 2-8    | 0-1       | 0-0   | 3        | 6     | 9     | 4     | 4  | 1  | 2  | 0   | 1        | 25  |
| 12                                    | WRIGHT, Kara      | g      | 3-7    | 1-2       | 3-4   | 1        | 1     | 2     | 3     | 10 | 7  | 2  | 0   | 1        | 31  |
| 34                                    | HUNTER, Jordan    | g      | 1-4    | 0-1       | 1-2   | 0        | 3     | 3     | 5     | 3  | 5  | 6  | 2   | 2        | 39  |
| 40                                    | ROBERTS, Bailey   | g      | 4-13   | 2-5       | 0-0   | 7        | 7     | 1     | 10    | 0  | 2  | 0  | 0   | 31       |     |
| 03                                    | HAERTLING, Dru    | 2      | 2-6    | 0-3       | 1-1   | 1        | 1     | 2     | 0     | 5  | 1  | 2  | 0   | 1        | 12  |
| 11                                    | BRADSHAW, Allyson | 4      | 1-10   | 3-8       | 2-2   | 0        | 0     | 0     | 3     | 13 | 3  | 2  | 0   | 0        | 22  |
| 21                                    | KING, Connor      | 0      | 0-0    | 0-0       | 0-0   | 0        | 0     | 0     | 0     | 0  | 0  | 0  | 0   | 0        | 2   |
| 24                                    | HACKMANN, Olivia  | 6      | 6-9    | 1-1       | 0-0   | 2        | 1     | 3     | 2     | 13 | 0  | 2  | 0   | 0        | 13  |
|                                       | Team              |        |        |           | 3     | 3        | 6     |       |       |    |    |    |     |          |     |
|                                       | Totals            |        | 27-68  | 8-24      | 9-13  | 14       | 26    | 40    | 20    | 71 | 19 | 18 | 3   | 6        | 200 |
|                                       | FG % 1st half:    | 13-28  | 46.4%  | 2nd half: | 14-40 | 35.0%    | Game: | 27-68 | 39.7% |    |    |    |     | Deadball |     |
|                                       | 3FG % 1st half:   | 1-7    | 14.3%  | 2nd half: | 7-17  | 41.2%    | Game: | 8-24  | 33.3% |    |    |    |     | Rebounds |     |
|                                       | FT % 1st half:    | 1-2    | 50.0%  | 2nd half: | 8-11  | 72.7%    | Game: | 9-13  | 69.2% |    |    |    |     | 1        |     |

Officials: Bryan Nichols, Mark Gines, Jennifer Imanuel  
Technical fouls: UT Martin-None, Southeast Missouri-None.  
Attendance: 517  
Home #34 fouled out with 01:27 remaining in second half

| Score by periods   | 1st | 2nd | Total |
|--------------------|-----|-----|-------|
| UT Martin          | 27  | 55  | 82    |
| Southeast Missouri | 28  | 43  | 71    |

Lead FG - UTM 2nd 01:01, SEMO 2nd 01:33  
Largest lead - UTM by 11 2nd 00:14, SEMO by 9 1st 14:55.

Score tied - 6 times.  
Lead changed - 7 times.

## Game 19 – Morehead State 70, Southeast Missouri 64 Jan. 21, 2013 – Cape Girardeau, Mo. (Show Me Center)

| Morehead State 70 • 7-13, 3-3 OVC                              |                      |        |                 |          |             |       |    |    |    |     |     |          |
|--|----------------------|--------|-----------------|----------|-------------|-------|----|----|----|-----|-----|----------|
| #  | Player               | Total  | 3-Pr            | Rebounds | PF          | TP    | A  | T  | Bk | Stl | Min |          |
|  |                      | FG-FGA | FG-FGA          | FT-FTA   | Off Def Tot |       |    |    |    |     |     |          |
| 01   | RYANS, Casey         | f 5-7  | 2-3             | 1-1      | 0 6 6       | 4     | 13 | 1  | 3  | 0   | 2   | 28       |
| 45   | ARLEDGE, Mackenzie   | f 2-3  | 1-1             | 0-0      | 1 3 4       | 4     | 5  | 0  | 1  | 0   | 0   | 22       |
| 04   | JONES, Almasha       | g 3-6  | 0-3             | 5-8      | 0 4 4       | 2     | 11 | 7  | 1  | 0   | 4   | 39       |
| 11   | ROBINSON, Terrice    | g 8-21 | 1-6             | 6-9      | 0 4 4       | 2     | 23 | 1  | 4  | 1   | 0   | 39       |
| 13   | TURNER, Allie        | g 4-7  | 2-4             | 1-2      | 0 3 3       | 0     | 11 | 5  | 0  | 0   | 0   | 33       |
| 10   | KYLE, Whitney        | 0-0    | 0-0             | 0-0      | 0 0 0       | 0     | 0  | 0  | 1  | 0   | 0   | 2        |
| 20   | ITUEN, Tyler         | 1-3    | 0-1             | 1-2      | 1 2 3       | 0     | 3  | 0  | 0  | 0   | 2   | 28       |
| 22   | HOWE, Kailee         | 2-2    | 0-0             | 0-0      | 0 0 0       | 2     | 4  | 1  | 1  | 1   | 0   | 8        |
| 32   | MARTINEZ, Mackenzie  | 0-0    | 0-0             | 0-0      | 0 1 1       | 2     | 0  | 0  | 0  | 0   | 0   | 1        |
|  | Team                 |        |                 |          | 0 4 4       |       |    |    |    |     |     |          |
|  | Totals               | 25-49  | 6-18            | 14-22    | 2 27 29     | 16    | 70 | 15 | 11 | 2   | 8   | 200      |
|  | FG % 1st Half: 12-28 | 42.9%  | 2nd half: 13-21 | 61.9%    | Game: 25-49 | 51.0% |    |    |    |     |     | Deadball |
|  | 3FG % 1st Half: 1-10 | 10.0%  | 2nd half: 5-8   | 62.5%    | Game: 6-18  | 33.3% |    |    |    |     |     | Rebounds |
|  | FT % 1st Half: 4-5   | 80.0%  | 2nd half: 10-17 | 58.8%    | Game: 14-22 | 63.6% |    |    |    |     |     |          |
| Southeast Missouri 64 • 8-11, 2-4 OVC                          |                      |        |                 |          |             |       |    |    |    |     |     |          |
| #  | Player               | Total  | 3-Pr            | Rebounds | PF          | TP    | A  | T  | Bk | Stl | Min |          |
|  |                      | FG-FGA | FG-FGA          | FT-FTA   | Off Def Tot |       |    |    |    |     |     |          |
| 04   | HARRIEL, Brittany    | f 3-9  | 1-2             | 0-0      | 3 2 5       | 1     | 7  | 2  | 1  | 0   | 0   | 26       |
| 32   | MACK, Patricia       | f 2-6  | 0-0             | 0-4      | 1 8 9       | 0     | 4  | 3  | 0  | 1   | 1   | 26       |
| 12   | WRIGHT, Kara         | g 4-6  | 1-2             | 3-3      | 0 6 6       | 12    | 2  | 2  | 4  | 6   | 0   | 30       |
| 34   | HUNTER, Jordan       | g 1-3  | 0-0             | 0-0      | 1 2 3       | 4     | 2  | 4  | 6  | 0   | 0   | 27       |
| 40   | ROBERTS, Bailey      | g 7-18 | 3-7             | 3-4      | 2 4 6       | 3     | 20 | 4  | 2  | 0   | 1   | 33       |
| 03   | HAERTLING, Dru       | 1-9    | 0-4             | 0-0      | 3 1 4       | 4     | 2  | 2  | 2  | 0   | 0   | 18       |
| 11   | BRADSHAW, Allyson    | 4-7    | 3-6             | 0-0      | 0 2 2       | 2     | 11 | 2  | 1  | 0   | 0   | 21       |
| 21   | KING, Connor         | 0-0    | 0-0             | 0-0      | 1 0 1       | 0     | 0  | 0  | 2  | 1   | 0   | 2        |
| 24   | HACKMANN, Olivia     | 3-5    | 0-0             | 0-0      | 0 0 0       | 3     | 6  | 0  | 1  | 0   | 1   | 17       |
|  | Team                 |        |                 |          | 3 3 6       |       |    |    |    |     |     |          |
|  | Totals               | 25-63  | 8-21            | 6-11     | 14 28 42    | 20    | 64 | 21 | 16 | 2   | 4   | 200      |
|  | FG % 1st Half: 13-31 | 41.9%  | 2nd half: 12-32 | 37.5%    | Game: 25-63 | 39.7% |    |    |    |     |     | Deadball |
|  | 3FG % 1st Half: 4-9  | 44.4%  | 2nd half: 4-12  | 33.3%    | Game: 8-21  | 38.1% |    |    |    |     |     | Rebounds |
|  | FT % 1st Half: 3-4   | 75.0%  | 2nd half: 3-7   | 42.9%    | Game: 6-11  | 54.5% |    |    |    |     |     | 2        |
| Officials: Cole Womack, Kerry Winders, Ty Bills                |                      |        |                 |          |             |       |    |    |    |     |     |          |
| Technical fouls: Morehead State-None, Southeast Missouri-None. |                      |        |                 |          |             |       |    |    |    |     |     |          |
| Attendance: 577  |                      |        |                 |          |             |       |    |    |    |     |     |          |
| Score by periods   |                      |        |                 |          |             |       |    |    |    |     |     |          |
|  | 1st                  | 2nd    | Total           |          |             |       |    |    |    |     |     |          |
| Morehead State   | 29                   | 41     | 70              |          |             |       |    |    |    |     |     |          |
| Southeast Missouri   | 33                   | 31     | 64              |          |             |       |    |    |    |     |     |          |
| Last FG - MOR 2nd-06:27, SEMO 2nd-00:05                        |                      |        |                 |          |             |       |    |    |    |     |     |          |
| Largest lead - MOR by 11 2nd-06:27, SEMO by 6 1st-14:12.       |                      |        |                 |          |             |       |    |    |    |     |     |          |
| Score tied - 7 times.  |                      |        |                 |          |             |       |    |    |    |     |     |          |
| Lead changed - 7 times.  |                      |        |                 |          |             |       |    |    |    |     |     |          |

## Game 20 – Eastern Illinois 82, Southeast Missouri 63 Jan. 26, 2013 – Charleston, Ill. (Lantz Arena)

| Southeast Missouri 62 • 8-12 (2-5 OVC)                          |                    |       |        |           |        |       |       |          |       |       |          |    |    |    |     |   |    |     |     |
|---|--------------------|-------|--------|-----------|--------|-------|-------|----------|-------|-------|----------|----|----|----|-----|---|----|-----|-----|
| #   | Player             | Total |        |           | 3-Pr   |       |       | Rebounds |       |       |          |    | PF | TP | A   | T | Bk | Stl | Min |
|   |                    | FG    | FGA    | FT        | FGA    | FT    | FGA   | Off      | Def   | Total |          |    |    |    |     |   |    |     |     |
| 04  | HARRIEL, Brittany  | f     | 5-11   | 1-4       | 2-2    | 1     | 2     | 3        | 1     | 13    | 2        | 1  | 0  | 1  | 28  |   |    |     |     |
| 32  | MACK, Patricia     | f     | 4-8    | 0-2       | 2-2    | 3     | 5     | 8        | 3     | 10    | 3        | 2  | 1  | 0  | 23  |   |    |     |     |
| 12  | WRIGHT, Kara       | g     | 0-2    | 0-0       | 0-0    | 0     | 2     | 2        | 0     | 0     | 4        | 1  | 1  | 0  | 22  |   |    |     |     |
| 34  | HUNTER, Jordan     | g     | 3-9    | 2-5       | 2-2    | 1     | 3     | 4        | 1     | 10    | 2        | 3  | 1  | 0  | 33  |   |    |     |     |
| 40  | ROBERTS, Bailey    | g     | 6-16   | 2-4       | 0-0    | 1     | 3     | 4        | 14    | 2     | 0        | 0  | 1  | 0  | 28  |   |    |     |     |
| 03  | HAERTLING, Dru     | 0     | 1-1    | 0-1       | 0-0    | 0     | 1     | 1        | 0     | 0     | 0        | 1  | 0  | 0  | 7   |   |    |     |     |
| 06  | ROSADO, Yelena     | 0     | 0-1    | 0-0       | 0-1    | 0     | 1     | 1        | 0     | 0     | 0        | 1  | 0  | 0  | 3   |   |    |     |     |
| 11  | BRADSHAW, Allyson  | g     | 3-8    | 3-7       | 0-0    | 0     | 1     | 1        | 3     | 9     | 3        | 6  | 0  | 1  | 19  |   |    |     |     |
| 21  | KING, Connor       | g     | 1-1    | 0-0       | 0-0    | 0     | 3     | 3        | 2     | 0     | 0        | 0  | 1  | 1  | 12  |   |    |     |     |
| 24  | HACKMANN, Olivia   | 2     | 2-5    | 0-2       | 0-0    | 1     | 2     | 3        | 1     | 4     | 2        | 0  | 2  | 1  | 15  |   |    |     |     |
|   | Team               |       |        |           |        | 0     | 1     | 1        |       |       | 1        |    |    |    |     |   |    |     |     |
| Totals  |                    |       | 24-62  | 8-25      | 6-7    | 7     | 24    | 31       | 11    | 62    | 19       | 15 | 6  | 5  | 200 |   |    |     |     |
| FG % 1st half:  |                    | 12-30 | 40.0%  | 2nd half: | 12-32  | 37.5% | Game: |          | 24-62 | 38.7% | Deatlab  |    |    |    |     |   |    |     |     |
| 3FG % 1st half:   |                    | 4-10  | 40.0%  | 2nd half: | 4-15   | 26.7% | Game: |          | 8-25  | 32.0% | Rebounds |    |    |    |     |   |    |     |     |
| FT % 1st half:  |                    | 6-6   | 100.0% | 2nd half: | 0-1    | 0.0%  | Game: |          | 6-7   | 85.7% | 1        |    |    |    |     |   |    |     |     |
| Eastern Illinois 62 • 12-8 (6-2 OVC)                            |                    |       |        |           |        |       |       |          |       |       |          |    |    |    |     |   |    |     |     |
| #   | Player             | Total |        |           | 3-Pr   |       |       | Rebounds |       |       |          |    | PF | TP | A   | T | Bk | Stl | Min |
|   |                    | FG    | FGA    | FT        | FGA    | FT    | FGA   | Off      | Def   | Total |          |    |    |    |     |   |    |     |     |
| 10  | CHRYSTOVA, Sabina  | f     | 3-7    | 0-2       | 0-0    | 1     | 6     | 7        | 0     | 6     | 0        | 2  | 2  | 0  | 28  |   |    |     |     |
| 30  | CRONIN, Leah       | f     | 3-7    | 2-3       | 4-4    | 5     | 3     | 8        | 1     | 19    | 2        | 2  | 0  | 0  | 27  |   |    |     |     |
| 01  | OKANE, Katlyn      | g     | 3-7    | 0-0       | 0-0    | 1     | 3     | 4        | 1     | 9     | 0        | 1  | 1  | 1  | 20  |   |    |     |     |
| 15  | NIXON, TaKanya     | g     | 9-16   | 1-2       | 4-5    | 2     | 3     | 5        | 0     | 23    | 8        | 1  | 0  | 3  | 30  |   |    |     |     |
| 23  | MICHELLE, Sydney   | g     | 3-7    | 1-3       | 2-2    | 3     | 4     | 7        | 1     | 9     | 3        | 2  | 0  | 2  | 23  |   |    |     |     |
| 04  | WOLSK, Danielle    | 0     | 0-1    | 0-0       | 0-0    | 0     | 1     | 1        | 0     | 0     | 0        | 0  | 0  | 0  | 0   |   |    |     |     |
| 06  | WYSS, Kasey        | 0     | 1-1    | 2-4       | 0-0    | 0     | 2     | 2        | 3     | 12    | 3        | 1  | 0  | 2  | 19  |   |    |     |     |
| 22  | CRUNK, Jordyn      | 0     | 5-5    | 0-1       | 0-0    | 2     | 3     | 5        | 2     | 0     | 2        | 2  | 0  | 0  | 9   |   |    |     |     |
| 24  | PALOMBIZIO, Morgan | 0     | 0-2    | 0-1       | 0-0    | 0     | 1     | 1        | 0     | 0     | 2        | 0  | 0  | 0  | 9   |   |    |     |     |
| 01  | SKUMPERT, Alex     | 0     | 0-1    | 0-0       | 0-0    | 0     | 0     | 0        | 1     | 0     | 0        | 0  | 0  | 0  | 2   |   |    |     |     |
| 05  | OLSON, Taryn       | 0     | 2-6    | 0-0       | 0-0    | 2     | 1     | 3        | 3     | 4     | 1        | 1  | 0  | 0  | 18  |   |    |     |     |
| 04  | WILLIS, DeAnna     | 0     | 0-0    | 0-0       | 0-0    | 2     | 2     | 2        | 0     | 0     | 0        | 0  | 0  | 0  | 3   |   |    |     |     |
|   | Team               |       |        |           |        | 4     | 3     | 7        |       |       |          |    |    |    |     |   |    |     |     |
| Totals  |                    |       | 32-76  | 15-34     | 14-11  | 20    | 31    | 52       | 12    | 82    | 21       | 12 | 3  | 9  | 200 |   |    |     |     |
| FG % 1st half:  |                    | 17-42 | 40.5%  | 2nd half: | 15-34  | 44.1% | Game: |          | 32-76 | 42.1% | Deatlab  |    |    |    |     |   |    |     |     |
| 3FG % 1st half:   |                    | 4-12  | 33.3%  | 2nd half: | 8-19   | 42.1% | Game: |          | 12-23 | 52.2% | Rebounds |    |    |    |     |   |    |     |     |
| FT % 1st half:  |                    | 11    | 100.0% | 2nd half: | 9-10   | 90.0% | Game: |          | 10-11 | 90.9% | 1        |    |    |    |     |   |    |     |     |
| Officials: Jody Cantrell, Mark Gines and Kyle Labar             |                    |       |        |           |        |       |       |          |       |       |          |    |    |    |     |   |    |     |     |
| Technical Trou: Southeast Missouri None. Eastern Illinois-None. |                    |       |        |           |        |       |       |          |       |       |          |    |    |    |     |   |    |     |     |
| Attendance: 756   |                    |       |        |           |        |       |       |          |       |       |          |    |    |    |     |   |    |     |     |
| Score by periods  |                    |       |        |           |        |       |       |          |       |       |          |    |    |    |     |   |    |     |     |
|   | 1st                | 2nd   | 3rd    | 4th       |        |       |       |          |       |       |          |    |    |    |     |   |    |     |     |
| Southeast Missouri  | 34                 | 28    | 62     | 62        |        |       |       |          |       |       |          |    |    |    |     |   |    |     |     |
| Eastern Illinois  | 39                 | 43    | 82     | 82        |        |       |       |          |       |       |          |    |    |    |     |   |    |     |     |
|   |                    |       |        |           | Points | In    | Off   | 2nd      | Fast  |       |          |    |    |    |     |   |    |     |     |
|   |                    |       |        |           | Shots  | Paint | Total | Chance   | Break |       |          |    |    |    |     |   |    |     |     |
|   |                    |       |        |           | SEMO   | 18    | 9     | 4        | 8     | 15    |          |    |    |    |     |   |    |     |     |
|   |                    |       |        |           | EU     | 38    | 28    | 18       | 10    | 16    |          |    |    |    |     |   |    |     |     |
| Last FG: SEMO 04:30.3, EU 2nd 02:32.                            |                    |       |        |           |        |       |       |          |       |       |          |    |    |    |     |   |    |     |     |
| Last 3PT: SEMO 3:47, EU 2nd 03:21.                              |                    |       |        |           |        |       |       |          |       |       |          |    |    |    |     |   |    |     |     |
| Score tied - 4 times.   |                    |       |        |           |        |       |       |          |       |       |          |    |    |    |     |   |    |     |     |
| Lead changed - 10 times.  |                    |       |        |           |        |       |       |          |       |       |          |    |    |    |     |   |    |     |     |





**Game 22 - Eastern Kentucky 53, Southeast Missouri 49**  
**Feb. 2, 2013 - Cape Girardeau, Mo. (Show Me Center)**

Eastern Kentucky 53 • 13-7, 72 OVC

| #  | Player            |      | F-G    | F-GA      | 3-Pr   | F-GA  | FT-FTA | Off   | Def   | PF       | PT  | A    | To    | Bk | Sll | Mir |
|--|-------------------|------|--------|-----------|--------|-------|--------|-------|-------|----------|-----|------|-------|----|-----|-----|
| 42   | JONES, Alex       | f    | 3-7    | 0-0       | 7-8    |       | 2      | 9     | 11    | 2        | 13  | 1    | 2     | 2  | 0   | 31  |
| 22   | BARBER, Jade      | c    | 3-8    | 0-0       | 0-1    |       | 3      | 11    | 14    | 1        | 6   | 1    | 0     | 1  | 0   | 26  |
| 13   | GRAY, Nichelle    | f    | 0-6    | 0-3       | 0-0    |       | 0      | 2     | 3     | 0        | 0   | 6    | 2     | 2  | 1   | 38  |
| 16   | OLDS, Britany     | g    | 5-12   | 1-3       | 1-2    |       | 3      | 2     | 5     | 2        | 12  | 1    | 5     | 1  | 0   | 20  |
| 35   | CARPENTER, Marie  | g    | 3-5    | 2-4       | 7-8    |       | 0      | 2     | 2     | 4        | 15  | 1    | 3     | 0  | 1   | 14  |
| 11   | STAFFORD, Jasmine |      | 0-0    | 0-0       | 0-0    |       | 0      | 0     | 0     | 2        | 0   | 0    | 0     | 0  | 0   | 24  |
| 12   | WALKER, Piper     |      | 0-2    | 0-2       | 0-0    |       | 0      | 0     | 0     | 0        | 0   | 0    | 0     | 0  | 0   | 6   |
| 20   | COOPER, Alecia    |      | 1-1    | 0-0       | 0-0    |       | 0      | 0     | 0     | 0        | 2   | 0    | 0     | 0  | 1   | 5   |
| 20   | HARPER, Shelly    |      | 0-0    | 0-0       | 0-0    |       | 0      | 1     | 1     | 0        | 0   | 2    | 0     | 0  | 0   | 5   |
| 23   | BRYANT, Jalisia   |      | 0-4    | 0-1       | 0-0    |       | 0      | 1     | 1     | 2        | 0   | 1    | 1     | 0  | 1   | 21  |
| 24   | MAPLES, Miranda   |      | 1-4    | 1-2       | 0-0    |       | 1      | 1     | 2     | 0        | 3   | 0    | 0     | 0  | 0   | 11  |
| 30   | ALLEN, La'Rae     |      | 1-4    | 0-1       | 0-0    |       | 2      | 3     | 3     | 1        | 2   | 0    | 0     | 0  | 0   | 1   |
| Team   |                   |      |        |           |        |       | 2      | 3     | 3     | 1        | 2   | 0    | 0     | 0  | 0   | 0   |
| Totals   |                   |      | 17-53  | 4-16      | 15-19  | 11    | 37     | 48    | 17    | 53       | 14  | 15   | 6     | 3  | 0   | 200 |
| FG % 1st Half:   |                   | 7-27 | 25.9%  | 2nd half: | 10-26  | 38.5% | Game:  | 17-53 | 32.1% | Rebounds |     |      |       |    |     |     |
| 3FG % 1st Half:  |                   | 0-0  | 0.0%   | 2nd half: | 4-7    | 57.1% | Game:  | 4-16  | 25.0% | Defounds |     |      |       |    |     |     |
| FT % 1st Half:   |                   | 2-2  | 100.0% | 2nd half: | 13-17  | 76.5% | Game:  | 15-19 | 78.9% | Steals   |     |      |       |    |     |     |
| Southeast Missouri 49 • 8-14, 27 OVC                             |                   |      |        |           |        |       |        |       |       |          |     |      |       |    |     |     |
| #  | Player            |      | F-G    | F-GA      | 3-Pr   | F-GA  | FT-FTA | Off   | Def   | PF       | PT  | A    | To    | Bk | Sll | Mir |
| 14   | HARRILL, Britanny | f    | 5-9    | 2-3       | 4-4    |       | 4      | 3     | 7     | 4        | 16  | 1    | 0     | 0  | 0   | 25  |
| 32   | MACK, Patricia    | f    | 3-9    | 0-1       | 0-0    |       | 2      | 8     | 10    | 5        | 6   | 1    | 1     | 0  | 1   | 25  |
| 12   | WRIGHT, Kara      | g    | 0-12   | 0-4       | 0-1    |       | 0      | 1     | 1     | 2        | 0   | 1    | 0     | 0  | 2   | 28  |
| 34   | HUNTER, Jordan    | g    | 4-12   | 1-5       | 2-2    |       | 1      | 4     | 5     | 0        | 11  | 4    | 2     | 1  | 1   | 36  |
| 40   | ROBERTS, Batlie   | g    | 5-16   | 1-3       | 1-3    |       | 2      | 5     | 7     | 1        | 13  | 2    | 1     | 0  | 0   | 30  |
| 23   | HAYLING, Dru      | g    | 0-1    | 0-1       | 0-0    |       | 0      | 0     | 0     | 0        | 2   | 0    | 0     | 0  | 0   | 1   |
| 11   | BRADSHAW, Alyson  |      | 1-6    | 0-5       | 1-1    |       | 0      | 0     | 0     | 3        | 3   | 1    | 3     | 0  | 1   | 16  |
| 15   | SHIFFER, Courtney |      | 0-1    | 0-0       | 0-0    |       | 1      | 0     | 1     | 4        | 0   | 1    | 0     | 1  | 0   | 22  |
| 21   | KING, Connor      |      | 0-0    | 0-0       | 0-0    |       | 0      | 0     | 0     | 0        | 0   | 0    | 0     | 0  | 0   | 1   |
| 24   | HACKMAN, Olivia   |      | 0-2    | 0-0       | 0-0    |       | 0      | 2     | 2     | 0        | 0   | 0    | 0     | 0  | 0   | 6   |
| Team   |                   |      |        |           |        |       | 4      | 2     | 2     | 0        | 0   | 0    | 0     | 0  | 0   | 0   |
| Totals   |                   |      | 18-68  | 4-22      | 9-11   | 14    | 26     | 40    | 19    | 49       | 13  | 8    | 1     | 5  | 0   | 200 |
| FG % 1st Half:   |                   | 9-35 | 25.7%  | 2nd half: | 9-33   | 27.3% | Game:  | 18-68 | 26.5% | Rebounds |     |      |       |    |     |     |
| 3FG % 1st Half:  |                   | 2-10 | 20.0%  | 2nd half: | 2-12   | 16.7% | Game:  | 4-22  | 18.2% | Defounds |     |      |       |    |     |     |
| FT % 1st Half:   |                   | 2-2  | 100.0% | 2nd half: | 7-9    | 77.8% | Game:  | 9-11  | 81.8% | Steals   |     |      |       |    |     |     |
| Officials: Doug Klein, Stacy Moore, Wayne Patterson              |                   |      |        |           |        |       |        |       |       |          |     |      |       |    |     |     |
| Technical fouls: Eastern Kentucky-None, Southeast Missouri-None. |                   |      |        |           |        |       |        |       |       |          |     |      |       |    |     |     |
| Attendance: 875  |                   |      |        |           |        |       |        |       |       |          |     |      |       |    |     |     |
| Home #32 fouled out with 05:49 mark of second half               |                   |      |        |           |        |       |        |       |       |          |     |      |       |    |     |     |
| Score by periods   |                   |      |        |           |        |       |        |       |       |          |     |      |       |    |     |     |
|  | 1st               | 2nd  | 3rd    | Total     |        |       |        |       |       |          |     |      |       |    |     |     |
| Eastern Kentucky   | 16                | 37   | 53     |           | Points | 59    | In     | 12    | Off   | 10       | 2nd | Fast | Bench |    |     |     |
| Southeast Missouri   | 22                | 27   | 49     |           | SEMO   | 42    | Paint  | 2     | 10    | 6        | 10  | 6    |       |    |     |     |

**Game 24 – Eastern Illinois 64, Southeast Missouri 46**  
**Feb. 9, 2013 – Cape Girardeau, Mo. (Show Me Center)**

| Eastern Illinois 64 - 158, 9-2 OVC                              |                    |       |        |           |       |       |       |          |          |       |          |    |   |    |     |
|---|--------------------|-------|--------|-----------|-------|-------|-------|----------|----------|-------|----------|----|---|----|-----|
| #   | Player             | Total |        |           | 3-Pr  |       |       | Rebounds |          |       |          |    |   |    | Min |
|   |                    | FG-FA | FG-FA  | FT-FTA    | Off   | Def   | Tot   | PF       | TP       | A     | O        | Bk | S |    |     |
| 10  | ORLOVZOVA, Sabina  | F     | 1-5    | 1-3       | 0.0   | 1     | 6     | 7        | 2        | 3     | 0        | 1  | 1 | 0  | 27  |
| 10  | MATTHELL, Sydney   | F     | 3-6    | 1-1       | 0-4   | 1     | 8     | 9        | 1        | 7     | 0        | 0  | 0 | 0  | 25  |
| 31  | KING, Mariah       | F     | 5-10   | 2-2       | 7-8   | 2     | 5     | 7        | 2        | 11    | 0        | 2  | 0 | 1  | 25  |
| 23  | PAYNE, Kaitlyn     | F     | 4-6    | 0-3       | 0.0   | 0     | 3     | 3        | 2        | 10    | 0        | 1  | 0 | 1  | 17  |
| 15  | NIXON, Ta'Kenya    | F     | 5-9    | 0-1       | 4-5   | 3     | 2     | 5        | 2        | 14    | 8        | 3  | 0 | 2  | 30  |
| 10  | WOOLFOLK, Danielle | F     | 1-2    | 0-0       | 0.0   | 0     | 0     | 0        | 0        | 0     | 0        | 0  | 0 | 1  | 1   |
| 34  | SHAYS, Kelsey      | F     | 1-10   | 3-7       | 0.0   | 0     | 3     | 3        | 0        | 13    | 2        | 2  | 0 | 0  | 1   |
| 22  | CRUM, Jordyne      | F     | 2-3    | 0-1       | 4-4   | 0     | 2     | 2        | 0        | 8     | 2        | 0  | 0 | 0  | 1   |
| 24  | PALOMBIZIO, Morgan | F     | 0-1    | 0-1       | 2-2   | 0     | 0     | 0        | 0        | 2     | 0        | 0  | 0 | 1  | 6   |
| 40  | SHUMPERT, Alece    | F     | 0-0    | 0-0       | 0.0   | 0     | 0     | 0        | 0        | 0     | 0        | 0  | 0 | 1  | 1   |
| 40  | OLSON, Taryn       | F     | 0-4    | 0-0       | 0.0   | 0     | 0     | 0        | 1        | 3     | 4        | 2  | 1 | 1  | 15  |
| 24  | WILLIS, Deekna     | F     | 0-0    | 0-0       | 0.0   | 0     | 0     | 0        | 0        | 0     | 0        | 0  | 0 | 1  | 1   |
| Totals  |                    |       |        |           |       | 0     | 7     | 7        |          |       |          |    |   |    |     |
| Game  |                    | 21-53 | 5-19   | 17-23     |       | 8     | 32    | 40       | 12       | 64    | 14       | 10 | 3 | 8  | 200 |
| FG % 1st Half:  |                    | 10-29 | 34.5%  | 2nd half: | 11-24 | 45.8% | Game: |          | 21-53    | 39.6% | Deadball |    |   |    |     |
| 3FG % 1st Half:   |                    | 1-9   | 11.1%  | 2nd half: | 4-10  | 40.0% | Game: |          | 5-19     | 26.3% | Rebounds |    |   |    |     |
| FT % 1st Half:  |                    | 7-7   | 100.0% | 2nd half: | 10-16 | 62.5% | Game: |          | 17-23    | 73.9% |          |    |   |    |     |
| Southeast Missouri 46-95, 15-3 OVC                              |                    |       |        |           |       |       |       |          |          |       |          |    |   |    |     |
| #   | Player             | Total |        |           | 3-Pr  |       |       | Rebounds |          |       |          |    |   |    | Min |
|   |                    | FG-FA | FG-FA  | FT-FTA    | Off   | Def   | Tot   | PF       | TP       | A     | O        | Bk | S |    |     |
| 34  | HARRIEL, Brittany  | F     | 3-8    | 0-3       | 0.0   | 0     | 2     | 2        | 4        | 3     | 6        | 0  | 0 | 0  | 23  |
| 34  | MACK, Patricia     | F     | 1-5    | 0-2       | 0-0   | 1     | 4     | 5        | 5        | 2     | 1        | 0  | 0 | 1  | 24  |
| 11  | WRIGHT, Kara       | F     | 4-5    | 0-1       | 1-2   | 0     | 2     | 2        | 0        | 2     | 0        | 0  | 0 | 20 | 20  |
| 22  | HUNTER, Jordan     | F     | 0-6    | 2-4       | 0.0   | 0     | 3     | 3        | 2        | 10    | 3        | 2  | 0 | 1  | 28  |
| 40  | ROBERTS, Baile     | F     | 2-16   | 0-5       | 0.0   | 4     | 4     | 8        | 1        | 4     | 6        | 6  | 0 | 1  | 29  |
| 20  | HAERTLING, Dru     | F     | 2-6    | 0-4       | 0.0   | 1     | 2     | 3        | 1        | 4     | 0        | 2  | 0 | 0  | 12  |
| 10  | ROSADO, Yelena     | F     | 0-1    | 0-0       | 0.0   | 0     | 0     | 0        | 0        | 0     | 0        | 0  | 0 | 1  | 1   |
| 11  | BROADSHAW, Allyson | F     | 1-8    | 1-6       | 1-2   | 0     | 1     | 1        | 1        | 4     | 2        | 2  | 0 | 0  | 16  |
| 15  | SHIFFER, Courtney  | F     | 2-2    | 0-0       | 0.0   | 1     | 1     | 1        | 1        | 4     | 0        | 0  | 0 | 1  | 10  |
| 21  | KING, Connor       | F     | 0-2    | 0-1       | 0.0   | 1     | 3     | 4        | 0        | 0     | 0        | 0  | 0 | 0  | 11  |
| 24  | HACKMAN, Olivia    | F     | 1-3    | 0-0       | 1-2   | 0     | 1     | 1        | 1        | 3     | 0        | 0  | 0 | 0  | 14  |
| Totals  |                    |       |        |           |       | 2     | 26    | 28       | 16       | 46    | 14       | 14 | 1 | 2  | 200 |
| Game  |                    | 20-62 | 11-31  | 33.5%     | Game: |       | 20-62 | 32.3%    | Deadball |       |          |    |   |    |     |
| 3FG % 1st Half:   |                    | 2-15  | 13.3%  | 2nd half: | 1-11  | 9.1%  | Game: |          | 3-26     | 11.5% | Rebounds |    |   |    |     |
| FT % 1st Half:  |                    | 1-2   | 50.0%  | 2nd half: | 2-4   | 50.0% | Game: |          | 3-6      | 50.0% |          |    |   |    |     |
| Officials: Masay Brooks, Tony Ramsey, Jason Schmitz             |                    |       |        |           |       |       |       |          |          |       |          |    |   |    |     |
| Technical Fouls: Eastern Illinois=None, Southeast Missouri=None |                    |       |        |           |       |       |       |          |          |       |          |    |   |    |     |
| Attendance: 439   |                    |       |        |           |       |       |       |          |          |       |          |    |   |    |     |
| Score by periods  |                    |       |        |           |       |       |       |          |          |       |          |    |   |    |     |
|   |                    | 1st   | 2nd    | 3rd       | Total |       |       |          |          |       |          |    |   |    |     |
| Eastern Illinois  |                    | 28    | 36     | 26        | 64    |       |       |          |          |       |          |    |   |    |     |
| Southeast Missouri  |                    | 21    | 25     | 46        | 92    |       |       |          |          |       |          |    |   |    |     |
| Last FG - EIU 2nd-00:44, SEMO 2nd-01:48                         |                    |       |        |           |       |       |       |          |          |       |          |    |   |    |     |
| Last FT - EIU 1st-00:44, SEMO 1st-01:48, SEMO 1st-01:48         |                    |       |        |           |       |       |       |          |          |       |          |    |   |    |     |
| Points in the Paint - EIU 22, SEMO 13                           |                    |       |        |           |       |       |       |          |          |       |          |    |   |    |     |
| Fast Break Points - EIU 6, SEMO 4                               |                    |       |        |           |       |       |       |          |          |       |          |    |   |    |     |
| Bench Points - EIU 13, SEMO 15                                  |                    |       |        |           |       |       |       |          |          |       |          |    |   |    |     |
| Score tied - 2 times  |                    |       |        |           |       |       |       |          |          |       |          |    |   |    |     |

OVC Champions • 2006-07, 2007-08 | NCAA Tournament • 2007 | WNIT • 2008







# SOUTHEAST MISSOURI STATE UNIVERSITY

Game 29 – Southeast Missouri 61, Murray State 58  
March 2, 2013 – Murray, Ky. (CFSB Center)

| Southeast Missouri 61 • 11-18, 5-11 OVC                      |                   |        |                 |        |             |          |       |        |     |    |     |     |      |       |                      |
|--|-------------------|--------|-----------------|--------|-------------|----------|-------|--------|-----|----|-----|-----|------|-------|----------------------|
| #  | Player            | Total  |                 | 3-Pr   |             | Rebounds |       | PF     | TP  | A  | TO  | Blk | Stl  | Min   |                      |
|  |                   | FG-FTA | FG-FTA          | FT-FTA | Off         | Def      | Tot   |        |     |    |     |     |      |       |                      |
| 12   | WRIGHT, Kara      | * 4-8  | 0-1             | 2-2    | 0           | 2        | 2     | 2      | 10  | 4  | 3   | 1   | 2    | 22    |                      |
| 15   | SHIFFER, Courtney | * 1-3  | 0-0             | 0-1    | 0           | 7        | 7     | 1      | 2   | 2  | 1   | 1   | 1    | 33    |                      |
| 32   | MACK, Patricia    | * 4-6  | 1-1             | 1-1    | 1           | 8        | 9     | 5      | 10  | 0  | 2   | 0   | 0    | 22    |                      |
| 34   | HUNTER, Jordan    | * 3-6  | 2-4             | 1-2    | 3           | 2        | 5     | 2      | 9   | 4  | 5   | 0   | 1    | 39    |                      |
| 40   | ROBERTS, Baile    | * 6-13 | 1-4             | 4-6    | 2           | 6        | 8     | 0      | 17  | 2  | 0   | 0   | 0    | 33    |                      |
| 03   | HAERTLING, Dru    | * 0-0  | 0-0             | 0-0    | 0           | 0        | 0     | 0      | 0   | 1  | 0   | 0   | 0    | 1     |                      |
| 04   | HARRIEL, Brittany | * 3-10 | 1-6             | 2-2    | 1           | 5        | 6     | 0      | 9   | 0  | 5   | 0   | 0    | 25    |                      |
| 11   | BRADSHAW, Alyson  | * 0-2  | 0-2             | 0-0    | 0           | 0        | 0     | 2      | 0   | 1  | 0   | 0   | 0    | 7     |                      |
| 24   | HACKMANN, Olivia  | * 2-4  | 0-0             | 0-0    | 3           | 1        | 4     | 1      | 4   | 0  | 1   | 1   | 0    | 18    |                      |
| Team   |                   |        |                 |        |             |          |       |        |     |    |     |     |      |       |                      |
| Totals   |                   | 23-52  | 5-18            | 10-14  | 10          | 32       | 42    | 13     | 61  | 14 | 18  | 3   | 4    | 200   |                      |
| FG % 1st Half: 12-29   |                   | 41.4%  | 2nd half: 11-23 | 47.8%  | Game: 23-52 | 44.2%    |       |        |     |    |     |     |      |       | Deadball<br>Rebounds |
| 3FG % 1st Half: 3-12   |                   | 25.0%  | 2nd half: 2-6   | 33.3%  | Game: 5-18  | 27.8%    |       |        |     |    |     |     |      |       |                      |
| FT % 1st Half: 2-4   |                   | 50.0%  | 2nd half: 8-10  | 80.0%  | Game: 10-14 | 71.4%    |       |        |     |    |     |     |      |       |                      |
|  |                   |        |                 |        |             |          |       |        |     |    |     |     |      |       |                      |
| Murray State 58 • 16-12, 8-8 OVC                             |                   |        |                 |        |             |          |       |        |     |    |     |     |      |       |                      |
| #  | Player            | Total  |                 | 3-Pr   |             | Rebounds |       | PF     | TP  | A  | TO  | Blk | Stl  | Min   |                      |
|  |                   | FG-FTA | FG-FTA          | FT-FTA | Off         | Def      | Tot   |        |     |    |     |     |      |       |                      |
| 01   | ELKINS, Tessa     | * 1-4  | 0-1             | 2-2    | 0           | 2        | 2     | 4      | 4   | 5  | 3   | 0   | 2    | 22    |                      |
| 03   | SISK, Erica       | * 1-13 | 0-4             | 0-0    | 1           | 2        | 3     | 2      | 2   | 4  | 2   | 0   | 0    | 36    |                      |
| 20   | ROBINSON, Mariah  | * 7-18 | 2-9             | 7-7    | 2           | 4        | 6     | 2      | 23  | 2  | 4   | 0   | 1    | 38    |                      |
| 30   | WATSON, Kyra      | * 5-8  | 0-0             | 1-4    | 3           | 2        | 5     | 2      | 11  | 0  | 0   | 0   | 1    | 22    |                      |
| 35   | HOLDER, Jessica   | * 0-2  | 0-0             | 0-0    | 0           | 1        | 1     | 1      | 0   | 0  | 0   | 0   | 0    | 10    |                      |
| 05   | WINFREY, Jessica  | * 3-7  | 0-1             | 0-1    | 4           | 3        | 7     | 0      | 6   | 0  | 0   | 1   | 1    | 22    |                      |
| 11   | BURGESS, Erica    | * 0-0  | 0-0             | 0-0    | 0           | 0        | 0     | 0      | 0   | 1  | 0   | 0   | 0    | 3     |                      |
| 13   | KIRBY, Keiona     | * 1-6  | 1-4             | 0-0    | 0           | 2        | 2     | 0      | 3   | 0  | 0   | 0   | 0    | 21    |                      |
| 21   | DIRKS, Kelsey     | * 4-6  | 0-0             | 1-2    | 2           | 3        | 5     | 1      | 9   | 0  | 0   | 1   | 1    | 26    |                      |
| Team   |                   |        |                 |        |             |          |       |        |     |    |     |     |      |       |                      |
| Totals   |                   | 22-64  | 3-19            | 11-16  | 13          | 20       | 33    | 12     | 58  | 12 | 9   | 2   | 6    | 200   |                      |
| FG % 1st Half: 13-35   |                   | 37.1%  | 2nd half: 9-29  | 31.0%  | Game: 22-64 | 34.4%    |       |        |     |    |     |     |      |       | Deadball<br>Rebounds |
| 3FG % 1st Half: 2-12   |                   | 16.7%  | 2nd half: 1-7   | 14.3%  | Game: 3-19  | 15.8%    |       |        |     |    |     |     |      |       |                      |
| FT % 1st Half: 3-5   |                   | 60.0%  | 2nd half: 8-11  | 72.7%  | Game: 11-16 | 68.8%    |       |        |     |    |     |     |      |       |                      |
|  |                   |        |                 |        |             |          |       |        |     |    |     |     |      |       |                      |
| Officials: Stacy Rymer, Mark Trussell and Troy Winders       |                   |        |                 |        |             |          |       |        |     |    |     |     |      |       |                      |
| Technical fouls: Southeast Missouri-None, Murray State-None. |                   |        |                 |        |             |          |       |        |     |    |     |     |      |       |                      |
| Attendance: 1155   |                   |        |                 |        |             |          |       |        |     |    |     |     |      |       |                      |
| Score by periods   |                   |        |                 |        | 1st         | 2nd      | Total | Points |     | In | Off | 2nd | Fast | Bench |                      |
| Southeast Missouri   |                   |        |                 |        | 29          | 32       | 61    | SEMO   | MUR | 18 | 6   | 10  | 8    | 13    |                      |
| Murray State   |                   |        |                 |        | 31          | 27       | 58    | SEMO   | MUR | 32 | 19  | 10  | 8    | 18    |                      |
| Last FG - SEMO 2nd 02:25, MUR 2nd 01:57                      |                   |        |                 |        |             |          |       |        |     |    |     |     |      |       |                      |
| Largest lead - SEMO by 12 1st 05:23, MUR by 4 2nd 19:51.     |                   |        |                 |        |             |          |       |        |     |    |     |     |      |       |                      |
| Score tied - 4 times.  |                   |        |                 |        |             |          |       |        |     |    |     |     |      |       |                      |
| Lead changed - 4 times.                                      |                   |        |                 |        |             |          |       |        |     |    |     |     |      |       |                      |



## 2012-13 Box Scores





# SOUTHEAST MISSOURI STATE UNIVERSITY



FEATURING...

» 2013-14 Opponents

## OPPONENTS





# SOUTHEAST MISSOURI STATE UNIVERSITY

## Alabama A&M Bulldogs



- » Friday, November 8
- » 7:00 p.m., CT
- » Huntsville, Ala.

### General Information

Location..... Normal, Ala.  
 Enrollment ..... 6,000  
 Nickname..... Bulldogs  
 Colors ..... Maroon and White  
 Arena (Capacity)..... T.M. Elmore Arena (6,000)  
 Conference ..... Southwestern Athletic  
 President ..... Dr. Andrew Hugine  
 Athletic Director ..... Bryan Hicks

### Coaching Staff

Head Coach..... Semeka Randall  
 Career Record (Yrs.) ..... 50-103 (5)  
 Record at School (Yrs.) ..... First Year  
 Assistant Coaches..... Terry Palmer  
    Elaine Powell

### Team Information

2012-13 Record..... 9-20  
 SWAC Record/Finish..... 8-10/6th  
 Starters Returning/Lost..... 3/2  
 Letterwinners Returning/Lost..... 11/5

### Sports Information

Contact ..... Oralia Washington  
 Office Phone ..... (256) 372-4550  
 E-Mail ..... aamusi@yahoo.com  
 Fax ..... (256) 372-5919  
 Website..... AAMUSports.com

## Bradley Braves



- » Monday, November 11
- » 5:30 p.m., CT
- » Cape Girardeau, Mo.

### General Information

Location..... Peoria, Ill.  
 Enrollment ..... 6,000  
 Nickname..... Braves  
 Colors ..... Red and White  
 Arena (Capacity)..... Renaissance Coliseum (4,200)  
 Conference ..... Missouri Valley  
 President ..... Joanne K. Glasser  
 Athletic Director ..... Dr. Michael Cross

### Coaching Staff

Head Coach..... Michael Brooks  
 Career Record (Yrs.) ..... 19-41 (2)  
 Record at School (Yrs.) ..... 14-16 (1)  
 Assistant Coaches..... Skyler Young  
    Lindsay Schultz  
    Lindsay Weiss

### Team Information

2012-13 Record..... 14-16  
 MVC Record/Finish ..... 8-10/6th  
 Starters Returning/Lost..... 2/3  
 Letterwinners Returning/Lost..... 8/3

### Sports Information

Contact ..... Jim Rea  
 Office Phone ..... (309) 677-2624  
 E-Mail ..... jrea@bradley.edu  
 Website..... BradleyBraves.com

## UMKC Kangaroos



- » Thursday, November 14
- » 6:30 p.m., CT
- » Cape Girardeau, Mo.

### General Information

Location..... Kansas City, Mo.  
 Enrollment ..... 15,492  
 Nickname..... Kangaroos  
 Colors ..... Blue and Gold  
 Arena (Capacity)..... Swinney Rec Center (1,500)  
 Conference ..... Western Athletic  
 Chancellor ..... Leo E. Morton  
 Athletic Director ..... Carla Wilson

### Coaching Staff

Head Coach..... Marsha Frese  
 Career Record (Yrs.) ..... 9-21 (1)  
 Record at School (Yrs.) ..... Same  
 Assistant Coaches..... Meredith Doyle  
    Danielle Gratton  
    Shannon Baugh

### Team Information

2012-13 Record..... 9-21  
 Summit Record/Finish ..... 5-11/8th  
 Starters Returning/Lost..... 4/1  
 Letterwinners Returning/Lost..... 8/4

### Sports Information

Contact ..... Nik Busch  
 Office Phone ..... (816) 235-6618  
 E-Mail ..... buschns@umkc.edu  
 Fax ..... (816) 235-1035  
 Website..... UMKCKangaroos.com

## Western Kentucky Lady Toppers



- » Tuesday, November 19
- » 6:30 p.m., CT
- » Cape Girardeau, Mo.

### General Information

Location..... Bowling Green, Ky.  
 Enrollment ..... 20,712  
 Nickname..... Lady Toppers  
 Colors ..... Red and White  
 Arena (Capacity)..... E.A. Diddle Arena (7,326)  
 Conference ..... Sun Belt  
 President ..... Dr. Gary Ransdell  
 Athletic Director ..... Todd Stewart

### Coaching Staff

Head Coach..... Michelle Clark-Heard  
 Career Record (Yrs.) ..... 46-43 (3)  
 Record at School (Yrs.) ..... 22-11 (1)  
 Assistant Coaches..... Margaret Richards  
    Greg Collins  
    Candyce Bingham

### Team Information

2012-13 Record..... 22-11  
 Sun Belt Record/Finish..... 13-7/3rd  
 Starters Returning/Lost..... 5/0  
 Letterwinners Returning/Lost..... 7/3

### Sports Information

Contact ..... Robert Sampson  
 Office Phone ..... (270) 745-2599  
 E-Mail ..... robert.sampson@wku.edu  
 Website..... WKUSports.com

## 2013-14 Opponents

# 2013-14 Opponents

## Missouri Tigers



- » Thursday, November 21
- » 7:00 p.m., CT
- » Columbia, Mo.

### General Information

Location.....Columbia, Mo.  
Enrollment.....34,748  
Nickname.....Tigers  
Colors.....Old Gold and Black  
Arena (Capacity).....Mizzou Arena (15,061)  
Conference.....Southeastern  
Chancellor.....TBA  
Athletic Director.....Mike Alden

### Coaching Staff

Head Coach.....Robin Pingeton  
Career Record (Yrs.).....379-208 (18)  
Record at School (Yrs.).....43-51 (3)  
Assistant Coaches.....Jenny Putnam  
Willie Cox  
Michael Porter

### Team Information

2012-13 Record.....17-15  
MVC Record/Finish.....6-10/8th  
Starters Returning/Lost.....2/3  
Letterwinners Returning/Lost.....8/4

### Sports Information

Contact.....Jenny Dewar  
Office Phone.....(573) 884-9486  
E-Mail.....dewarj@missouri.edu  
Fax.....(573) 882-4720  
Website.....MUTigers.com

## Wichita State Shockers



- » Saturday, November 23
- » 2:05 p.m., CT
- » Wichita, Kan.

### General Information

Location.....Wichita, Kan.  
Enrollment.....14,898  
Nickname.....Shockers  
Colors.....Blue and Yellow  
Arena (Capacity).....Charles Koch Arena (10,467)  
Conference.....Missouri Valley  
President.....Dr. John Bardo  
Athletic Director.....Dr. Eric Sexton

### Coaching Staff

Head Coach.....Jody Adams  
Career Record (Yrs.).....116-79 (6)  
Record at School (Yrs.).....92-71 (5)  
Assistant Coaches.....Kirk Crawford  
Dana Eikenberg  
Bridgette Gordon

### Team Information

2012-13 Record.....24-10  
MVC Record/Finish.....15-3/t-1st  
Starters Returning/Lost.....2/3  
Letterwinners Returning/Lost.....4/6

### Sports Information

Contact.....Brian Petrotta  
Office Phone.....(316) 978-5535  
E-Mail.....bpetrotta@goshockers.com  
Fax.....(316) 978-3336  
Website.....GoShockers.com

## Arkansas Razorbacks



- » Friday, November 29
- » 6:00 p.m., CT
- » Albuquerque, N.M.

### General Information

Location.....Fayetteville, Ark.  
Enrollment.....24,595  
Nickname.....Razorbacks  
Colors.....Cardinal and White  
Arena (Capacity).....Bud Walton Arena (19,200)  
Conference.....Southeastern  
Chancellor.....Dr. G. David Gearhart  
Athletic Director.....Jeff Long

### Coaching Staff

Head Coach.....Tom Collen  
Career Record (Yrs.).....330-149 (15)  
Record at School (Yrs.).....113-79 (6)  
Assistant Coach.....Tari Cummings  
Nicki Collen  
Amber Shirey

### Team Information

2012 Record.....20-13  
SEC Record/Finish.....6-10/t-8th  
Starters Returning/Lost.....3/2  
Letterwinners Returning/Lost.....5/7

### Sports Information

Contact.....Jeri Thorpe  
Office Phone.....(479) 575-2751  
E-Mail.....jthorpe@uark.edu  
Fax.....(479) 575-7481  
Website.....ArkansasRazorbacks.com

## New Mexico Lobos



- » Saturday, November 30\*
- » 6:00 p.m./8:00 p.m., CT
- » Albuquerque, N.M.

\*Depends on Nov. 29 result

### General Information

Location.....Albuquerque, N.M.  
Enrollment.....28,500  
Nickname.....Lobos  
Colors.....Cherry and Silver  
Arena (Capacity).....The Pit (15,411)  
Conference.....Mountain West  
President.....Dr. Robert Frank  
Athletic Director.....Paul Krebs

### Coaching Staff

Head Coach.....Yvonne Sanchez  
Career Record (Yrs.).....28-34 (2)  
Record at School (Yrs.).....Same  
Assistant Coaches.....Anthony Turner  
Joseph Anders  
Edwina Brown

### Team Information

2012-13 Record.....17-14  
MWC Record/Finish.....8-8/5th  
Starters Returning/Lost.....4/1  
Letterwinners Returning/Lost.....7/5

### Sports Information

Contact.....Matt Ensor  
Cell Phone.....(541) 513-6627  
E-Mail.....mensor@unm.edu  
Fax.....(505) 925-5609  
Website.....GoLobos.com





# SOUTHEAST MISSOURI STATE UNIVERSITY

## Binghamton Bearcats

## Southern Illinois Salukis

## Western Illinois Fighting Leathernecks

## Saint Louis Billikens



- » Saturday, November 30\*
- » 6:00 p.m./8:00 p.m., CT
- » Albuquerque, N.M.
- \*Depends on Nov. 29 result

### General Information

Location..... Vestal, N.Y.  
 Enrollment ..... 15,308  
 Nickname..... Bearcats  
 Colors .. Dark Green, Black and White  
 Arena (Capacity)..... Events Center (5,142)  
 Conference ..... America East  
 President ..... Harvey G. Stenger Jr.  
 Athletic Director ..... Patrick J. Elliot

### Coaching Staff

Head Coach..... Nicole Scholl  
 Career Record (Yrs.) ..... 63-90 (5)  
 Record at School (Yrs.) ..... Same  
 Assistant Coaches..... Lean Truncale  
                                  Sarah Cartmill  
                                  Jason Marshall

### Team Information

2012-13 Record..... 6-24  
 America East Record/Finish .. 5-11/8th  
 Starters Returning/Lost..... 3/2  
 Letterwinners Returning/Lost..... 10/4

### Sports Information

Contact ..... David O'Brian  
 Office Phone..... (607) 777-6478  
 E-Mail ..... dobrian@binghamton.edu  
 Fax..... (607) 777-4597  
 Website..... BUBearcats.com



- » Wednesday, December 4
- » 6:30 p.m., CT
- » Cape Girardeau, Mo.

### General Information

Location..... Carbondale, Ill.  
 Enrollment ..... 17,964  
 Nickname..... Salukis  
 Colors ..... Maroon and White  
 Arena (Capacity)..... SIU Arena (8,339)  
 Conference ..... Missouri Valley  
 President ..... Dr. Glenn Poshard  
 Athletic Director ..... Mario Moccia

### Coaching Staff

Head Coach..... Cindy Stein  
 Career Record (Yrs.) ..... 282-206 (16)  
 Record at School (Yrs.) ..... First Year  
 Assistant Coaches..... Andrea Gorski  
                                  Kat Martin  
                                  Christelle N'Garsanet

### Team Information

2012-13 Record..... 5-26  
 MVC Record/Finish ..... 1-17/10th  
 Starters Returning/Lost..... 5/0  
 Letterwinners Returning/Lost..... 10/0

### Sports Information

Contact ..... Bill Ford  
 Office Phone..... (618) 453-7102  
 E-Mail ..... bford@siu.edu  
 Fax..... (618) 453-2648  
 Website..... SIUSalukis.com



- » Saturday, December 7
- » 4:30 p.m., CT
- » Macomb, Ill.

### General Information

Location ..... Macomb, Ill.  
 Enrollment ..... 11,707  
 Nickname..... Fighting Leathernecks  
 Colors ..... Purple and Gold  
 Arena (Capacity)..... Waste Management Court (5,139)  
 Conference ..... Summit League  
 President ..... Dr. Jack Thomas  
 Athletic Director ..... Tommy Bell

### Coaching Staff

Head Coach..... J.D. Gravina  
 Career Record (Yrs.) ..... 140-96 (8)  
 Record at School (Yrs.) ..... 26-35 (2)  
 Assistant Coaches..... Seth Minter  
                                  Kierra McCleary  
                                  Bailey Beale

### Team Information

2012-13 Record..... 14-16  
 Summit Record/Finish ..... 7-9/t-5th  
 Starters Returning/Lost..... 3/2  
 Letterwinners Returning/Lost..... 6/8

### Sports Information

Contact ..... Jay Garneau  
 Office Phone..... (309) 298-1133  
 E-Mail ..... jp-garneau@wiu.edu  
 Website..... GoLeathernecks.com



- » Tuesday, December 10
- » 7:00 p.m., CT
- » St. Louis, Mo.

### General Information

Location ..... St. Louis, MO.  
 Enrollment ..... 13,981  
 Nickname..... Billikens  
 Colors ..... Royal Blue and White  
 Arena (Capacity)..... Chaifeitz Arena (10,600)  
 Conference ..... Atlantic 10  
 President ..... William Kauffman  
 Athletic Director ..... Chris May

### Coaching Staff

Head Coach..... Lisa Stone  
 Career Record (Yrs.) ..... 515-256 (27)  
 Record at School (Yrs.) ..... 12-19 (1)  
 Assistant Coaches..... Mike Geary  
                                  Kristy Guffey  
                                  Linda Sayavongchanh

### Team Information

2012-13 Record..... 12-19  
 A-10 Record/Finish..... 5-9/t-10th  
 Starters Returning/Lost..... 1/4  
 Letterwinners Returning/Lost..... 5/7

### Sports Information

Contact ..... Mickey Smith  
 Office Phone..... (314) 977-3463  
 E-Mail ..... msmit145@slu.edu  
 Fax..... (314) 977-3178  
 Website..... SLUBillikens.com

## 2013-14 Opponents

# 2013-14 Opponents

## Illinois-Springfield Prairie Stars



- » Thursday, December 12
- » 6:30 p.m., CT
- » Cape Girardeau, Mo.

### General Information

Location ..... Springfield, Ill.  
 Enrollment ..... 5,137  
 Nickname ..... Prairie Stars  
 Colors ... Navy, Vegas Gold and White  
 Arena (Capacity) ... Recreation and Athletic Center (3,000)  
 Conference ..... Great Lakes Valley  
 President ..... Robert Easter  
 Athletic Director ..... Kim Pate

### Coaching Staff

Head Coach ..... Chad Oletzke  
 Career Record (Yrs.) ..... 6-20 (1)  
 Record at School (Yrs.) ..... Same  
 Assistant Coaches ..... Andrea Dorsey

### Team Information

2012-13 Record ..... 6-20  
 GLVC Record/Finish ..... 3-15/8th West  
 Starters Returning/Lost ..... 5/1  
 Letterwinners Returning/Lost ..... 9/1

### Sports Information

Contact ..... Joe Monahan  
 Office Phone ..... (217) 206-8195  
 E-Mail ..... jmona3@uis.edu  
 Fax ..... (217) 206-7706  
 Website ..... UISPrairieStars.com

## Missouri State Bears



- » Saturday, December 21
- » 2:05 p.m., CT
- » Springfield, Mo.

### General Information

Location ..... Springfield, Mo.  
 Enrollment ..... 23,071  
 Nickname ..... Lady Bears  
 Colors ..... Maroon and White  
 Arena (Capacity) ..... JQH Arena (11,000)  
 Conference ..... Missouri Valley  
 President ..... Cliff Smart  
 Athletic Director ..... Kyle Moats

### Coaching Staff

Head Coach ..... Kellie Harper  
 Career Record (Yrs.) ..... 167-128 (9)  
 Record at School (Yrs.) ..... First Year  
 Assistant Coach ..... Jon Harper  
    Jackie Stiles  
    Jennifer Sullivan

### Team Information

2012-13 Record ..... 14-17  
 MVC Record/Finish ..... 6-12/8th  
 Starters Returning/Lost ..... 3/2  
 Letterwinners Returning/Lost ..... 9/3

### Sports Information

Contact ..... Ben Adamson  
 Office Phone ..... (417) 836-4584  
 E-Mail ..... benadamson@missouristate.edu  
 Fax ..... (417) 836-4868  
 Website ..... MissouriStateBears.com

## Belmont Bruins



- » Tuesday, December 31
- » 2:00 p.m., CT
- » Cape Girardeau, Mo.

### General Information

Location ..... Nashville, Tenn.  
 Enrollment ..... 6,918  
 Nickname ..... Bruins  
 Colors ..... Navy Blue, Red and White  
 Arena (Capacity) ..... Curb Event Center (5,000)  
 Conference ..... Ohio Valley  
 President ..... Dr. Robert C. Fisher  
 Athletic Director ..... Mike Strickland

### Coaching Staff

Head Coach ..... Cameron Newbauer  
 Career Record (Yrs.) ..... First Year  
 Record at School (Yrs.) ..... First Year  
 Assistant Coach ..... Carley Kuhns  
    Jon Bollier  
    L'Tona Lamonte

### Team Information

2012-13 Record ..... 18-14  
 OVC Record/Finish ..... 11-5/3rd East  
 Starters Returning/Lost ..... 2/3  
 Letterwinners Returning/Lost ..... 7/4

### Sports Information

Contact ..... Kenisha Rhone  
 Office Phone ..... (615) 460-5990  
 E-Mail ..... kenisha.rhone@belmont.edu  
 Fax ..... (615) 460-5584  
 Website ..... BelmontBruins.com

## Austin Peay Lady Govs



- » Saturday, January 4 &
- » Monday, February 3
- » 5:15 p.m., CT/11:00 a.m., CT
- » Clarksville, Tenn.
- » Cape Girardeau, Mo.

### General Information

Location ..... Clarksville, Tenn.  
 Enrollment ..... 10,597  
 Nickname ..... Lady Govs  
 Colors ..... Red and White  
 Arena (Capacity) ..... Dunn Center (7,257)  
 Conference ..... Ohio Valley  
 President ..... Timothy Hall  
 Athletic Director ..... Derek van der Merwe

### Coaching Staff

Head Coach ..... Carrie Daniels  
 Career Record (Yrs.) ..... 79-136 (7)  
 Record at School (Yrs.) ..... Same  
 Assistant Coaches .. Brooke Armistead  
    Jerome Jackson  
    Dean Walsh

### Team Information

2012-13 Record ..... 7-21  
 OVC Record/Finish ..... 2-14/6th West  
 Starters Returning/Lost ..... 3/2  
 Letterwinners Returning/Lost ..... 7/6

### Sports Information

Contact ..... Cody Bush  
 Office Phone ..... (931) 221-7561  
 E-Mail ..... bushc@apsu.edu  
 Fax ..... (931) 221-7562  
 Website ..... LetsGoPeay.com





# SOUTHEAST MISSOURI STATE UNIVERSITY

## Murray State Racers

## Tennessee State Tigers

## UT Martin Skyhawks

## Morehead State Eagles



- » Monday, January 6 &
- » Saturday, March 1
- » 7:00/3:00 p.m., CT
- » Murray, Ky.
- » Cape Girardeau, Mo.

### General Information

Location..... Murray, Ky.  
 Enrollment ..... 10,830  
 Nickname..... Racers  
 Colors ..... Navy and Gold  
 Arena (Capacity)..... CFSB Center (8,500)  
 Conference ..... Ohio Valley  
 President ..... Dr. Tim Miller  
 Athletic Director ..... Allen Ward

### Coaching Staff

Head Coach..... Rob Cross  
 Career Record (Yrs.) ..... 74-68 (5)  
 Record at School (Yrs.) ..... Same  
 Assistant Coach..... Tony Cross  
                                  Daphne Mitchell  
                                  Benita Buggs

### Team Information

2012-13 Record..... 16-13  
 OVC Record/Finish..... 8-8/4th West  
 Starters Returning/Lost..... 1/4  
 Letterwinners Returning/Lost..... 5/10

### Sports Information

Contact ..... Parker Griffith  
 Office Phone..... (270) 809-3351  
 E-Mail ..... pgriffith2@murraystate.edu  
 Fax..... (270) 809-6814  
 Website..... GoRacers.com



- » Saturday, January 11
- » 3:00 p.m., CT
- » Nashville, Tenn.

### General Information

Location..... Nashville, Tenn.  
 Enrollment ..... 9,165  
 Nickname..... Tigers  
 Colors ..... Reflex Blue and White  
 Arena (Capacity)..... Gentry Center (10,600)  
 Conference ..... Ohio Valley  
 President ..... Dr. Portia H. Shields  
 Athletic Director ..... Teresa L. Philips

### Coaching Staff

Head Coach..... Larry Jo Inman  
 Career Record (Yrs.) ..... 493-332 (20)  
 Record at School (Yrs.) ..... 13-15 (1)  
 Assistant Coaches..... Marcus Payne  
                                  Joe Bonham  
                                  Ashlee McGee

### Team Information

2012-13 Record..... 13-15  
 Summit Record/Finish..... 9-7/4th East  
 Starters Returning/Lost..... 2/3  
 Letterwinners Returning/Lost..... 4/8

### Sports Information

Contact ..... Zekeya Anderson  
 Office Phone..... (615) 963-1867  
 E-Mail ..... zanderson01@tnstate.edu  
 Fax..... (615) 963-7692  
 Website..... TSUTigers.com



- » Monday, January 13 &
- » Saturday, February 15
- » 5:30/3:00 p.m., CT
- » Martin, Tenn.
- » Cape Girardeau, Mo.

### General Information

Location..... Martin, Tenn.  
 Enrollment ..... 8,400  
 Nickname..... Skyhawks  
 Colors ..... Navy Blue and Orange  
 Arena (Capacity)..... Elam Center (5,000)  
 Conference ..... Ohio Valley  
 Chancellor ..... Dr. Thomas A. Rakes  
 Athletic Director ..... Phil Dane

### Coaching Staff

Head Coach..... Kevin McMillan  
 Career Record (Yrs.) ..... 74-54 (4)  
 Record at School (Yrs.) ..... Same  
 Assistant Coaches..... Brian Haskins  
                                  David Russell  
                                  Alecia Dudley

### Team Information

2012-13 Record..... 19-15  
 OVC Record/Finish..... 11-5/2nd West  
 Starters Returning/Lost..... 3/2  
 Letterwinners Returning/Lost..... 8/6

### Sports Information

Contact ..... Alex Boggis  
 Office Phone..... (731) 881-7694  
 E-Mail ..... daboggis@utm.edu  
 Fax..... (731) 881-7624  
 Website..... UTMSports.com



- » Monday, January 20
- » 5:00 p.m., CT
- » Morehead, Ky.

### General Information

Location..... Morehead, Ky.  
 Enrollment ..... 11,172  
 Nickname..... Eagles  
 Colors ..... Blue and Gold  
 Arena (Capacity)..... Ellis T. Johnson Arena (6,500)  
 Conference ..... Ohio Valley  
 President ..... Dr. Wayne D. Andrews  
 Athletic Director ..... Brian Hutchinson

### Coaching Staff

Head Coach..... Tom Hodges  
 Career Record (Yrs.) ..... 40-50 (3)  
 Record at School (Yrs.) ..... Same  
 Assistant Coaches..... Mark Kost  
                                  Sarah Jones  
                                  Chelsia Lymon

### Team Information

2012-13 Record..... 9-21  
 OVC Record/Finish..... 5-11/5th East  
 Starters Returning/Lost..... 5/0  
 Letterwinners Returning/Lost..... 7/5

### Sports Information

Contact ..... Matt Schabert  
 Office Phone..... (606) 783-2556  
 E-Mail ..... m.schabert@moreheadstate.edu  
 Fax..... (606) 783-5035  
 Website..... MSUEagles.com

## 2013-14 Opponents

# 2013-14 Opponents

## Eastern Illinois Panthers



- » Saturday, January 25 &
- » Saturday, February 8
- » 3:00/4:15 p.m., CT
- » Cape Girardeau, Mo.
- » Charleston, Ill.

### General Information

Location.....Charleston, Ill.  
Enrollment.....10,615  
Nickname.....Panthers  
Colors.....Blue and Gray  
Arena (Capacity).....Lantz Arena (5,000)  
Conference.....Ohio Valley  
President.....Dr. William Perry  
Athletic Director.....Barbara Burke

### Coaching Staff

Head Coach.....Debbie Black  
Career Record (Yrs.).....First Season  
Record at School (Yrs.).....First Season  
Assistant Coaches.....Kim Foley  
Gwen Burton  
Sheri Sam

### Team Information

2012-13 Record.....20-12  
OVC Record/Finish.....12-4/1st West  
Starters Returning/Lost.....2/3  
Letterwinners Returning/Lost.....7/4

### Sports Information

Contact.....Rich Moser  
Office Phone.....(217) 581-7480  
E-Mail.....rlmoser@eiu.edu  
Fax.....(217) 581-7001  
Website.....EIUPanthers.com

## SIU Edwardsville Cougars



- » Monday, January 27
- » Monday, February 10
- » 6:30/7:00 p.m., CT
- » Cape Girardeau, Mo.
- » Edwardsville, Ill.

### General Information

Location.....Edwardsville, Ill.  
Enrollment.....14,055  
Nickname.....Cougars  
Colors.....Red and White  
Arena (Capacity).....Vadalabene Center (4,000)  
Conference.....Ohio Valley  
President.....Dr. Julie Furst-Bowe  
Athletic Director.....Dr. Bradley Hewitt

### Coaching Staff

Head Coach.....Paula Buscher  
Career Record (Yrs.).....226-241 (16)  
Record at School (Yrs.).....16-15 (1)  
Assistant Coaches.....Kari Kerkhoff  
Todd Schultze  
Jordann Plummer

### Team Information

2012-13 Record.....16-15  
OVC Record/Finish.....9-7/3rd West  
Starters Returning/Lost.....3/2  
Letterwinners Returning/Lost.....8/5

### Sports Information

Contact.....Eric Hess  
Office Phone.....(618) 650-3608  
E-Mail.....ehess@siue.edu  
Fax.....(618) 650-3369  
Website.....SIUECougars.com

## Eastern Kentucky Colonels



- » Saturday, February 1
- » 3:00 p.m., CT
- » Richmond, Ky.

### General Information

Location.....Richmond, Ky.  
Enrollment.....16,515  
Nickname.....Colonels  
Colors.....Maroon and White  
Arena (Capacity).....McBrayer Arena (6,500)  
Conference.....Ohio Valley  
President.....Dr. Michael Benson  
Athletic Director.....Mark Sandy

### Coaching Staff

Head Coach.....Chrissy Roberts  
Career Record (Yrs.).....56-86 (5)  
Record at School (Yrs.).....Same  
Assistant Coaches.....Melissa Kolbe  
Kent Miller  
Colette Cole

### Team Information

2012-13 Record.....18-12  
OVC Record/Finish.....11-5/t-2nd East  
Starters Returning/Lost.....1/4  
Letterwinners Returning/Lost.....8/5

### Sports Information

Contact.....Steve Fohl  
Office Phone.....(859) 622-1253  
E-Mail.....steve.fohl@eku.edu  
Fax.....(859) 622-5108  
Website.....EKUSports.com

## Jacksonville State Gamecocks



- » Saturday, February 22
- » 6:30 p.m., CT
- » Cape Girardeau, Mo.

### General Information

Location.....Jacksonville, Ala.  
Enrollment.....9,504  
Nickname.....Gamecocks  
Colors.....Red and White  
Arena (Capacity).....Pete Mathews Coliseum (5,500)  
Conference.....Ohio Valley  
President.....Dr. William A. Meehan  
Athletic Director.....Maureen Newton

### Coaching Staff

Head Coach.....Rick Pietri  
Career Record (Yrs.).....220-167 (13)  
Record at School (Yrs.).....First Year  
Assistant Coach.....Altheria Warmley  
Eric Wise  
Ali Heller

### Team Information

2012-13 Record.....1-27  
OVC Record/Finish.....1-15/6th East  
Starters Returning/Lost.....2/3  
Letterwinners Returning/Lost.....8/5

### Sports Information

Contact.....Tony Schmidt  
Office Phone.....(256) 782-5377  
E-Mail.....aschmidt@jsu.edu  
Fax.....(256) 782-5527  
Website.....JSUGamecockSports.com





# SOUTHEAST MISSOURI STATE UNIVERSITY

## Tennessee Tech Golden Eagles



- » Monday, February 24
- » 7:00 p.m., CT
- » Cookeville, Tenn.

### General Information

Location.....Cookeville, Tenn.  
Enrollment .....22,080  
Nickname..... Golden Eagles  
Colors ..... Purple and Gold  
Arena (Capacity)..... Eblen Center (9,280)  
Conference ..... Ohio Valley  
President ..... Dr. Philip Oldham  
Athletic Director ..... Mark Wilson

### Coaching Staff

Head Coach..... Jim Davis  
Career Record (Yrs.) ..... 520-252 (26)  
Record at School (Yrs.) ..... 19-12 (1)  
Assistant Coaches..... Erin Batth  
Allison Clark  
Bart Walker

### Team Information

2012-13 Record..... 19-12  
OVC Record/Finish..... 12-4/1st East  
Starters Returning/Lost..... 3/4  
Letterwinners Returning/Lost..... 7/7

### Sports Information

Contact ..... Jocelyn VerVelde  
Office Phone..... (931) 372-3293  
E-Mail ..... jvervelde@tnitech.edu  
Website..... TTUSports.com

## 2013-14 Opponents



# SOUTHEAST MISSOURI STATE UNIVERSITY



**THIS IS THE OVC**

## IN THIS SECTION . . .

- » [About the OVC](#)
- » [OVC Map](#)
- » [2012-13 OVC Statistics](#)
- » [2014 OVC Tournament Bracket](#)





# SOUTHEAST MISSOURI STATE UNIVERSITY

Now in its 66th year, the Ohio Valley Conference continues to build on the success that has made it the nation's eighth-oldest NCAA Division I conference.

In May 2011 the Conference expanded for the second time in four years, adding Belmont University which began competition in the 2012-13 academic year. The addition of Belmont gave the OVC 12 members, the most the league has had at one time in its illustrious history. The move added a second team in the city of Nashville and was the first addition to the league since Southern Illinois University Edwardsville joined in 2008. Subsequently, the league has shown its stability over the past decade, seeing only one member institution depart over the past 13 years.

The 2009-10 school year saw a change in leadership as Beth DeBauche was named the seventh full-time Commissioner in league history on July 28, 2009. She is currently one of just six females to be the head of a Division I conference, and one of just nine to lead a Division I conference all-time. The last three commissioners of the OVC have moved onto jobs as the commissioner of the Big Ten, Big 12 and the Mid-American Conferences.

The OVC's proud history dates back to 1948, but seeds for the new league were actually planted in 1941. It was then that Roy Stewart, the athletics director at Murray State, Charles "Turkey" Hughes, the athletics director at Eastern Kentucky, and Kelly Thompson, the public relations director at Western Kentucky, first broached the idea of forming a new conference. Discussions were put on hold by World War II, but reemerged Feb. 27-28, 1948 at the Kentucky Hotel in Louisville as the three original institutions combined with Morehead State, Louisville and Evansville to form the OVC.

In the 1950s, the OVC became a pioneer on a much more significant scale socially. During times of racial segregation, league member Morehead State became one of the first non-traditionally black mid-southern institutions to accept a black student. In 1958 Marshall Banks earned athletically-related aid at Morehead, which signed a second black athlete, Howard Murphy, a year later. In 1961 Murphy earned all-conference recognition as a halfback in football. With racial barriers broken, the rest of the institutions in the league began to provide educational and athletic opportunities to African-Americans.

After Title IX legislation passed in 1972, women's athletics began a rebirth on the

national scene as the NCAA began sponsoring and marketing women's sports. Recognizing the need to provide increased opportunities for female athletes, the OVC began formulating plans for women's athletics in 1975 and established women's championships in the sports of basketball, tennis and track in 1977, with cross country and volleyball added over the next four years. Those sports were initially governed by the Association of Intercollegiate Athletics for Women (AIAW), but the overall strength of women's programs in the league was demonstrated by the automatic bids the OVC instantly received when the NCAA became the governing body in 1982. The conference added women's golf and softball in 1994 and women's soccer in 1998.

Through the past 65 years, 15 teams have won or shared the league's football title. The list is led by Eastern Kentucky, winner of 21 outright or shared football crowns (including sharing the title in 2011), which is tied for the most in Football Championship Subdivision history (with Massachusetts). Among OVC teams, former member Middle Tennessee is next with 11 titles, followed by Tennessee Tech with 10, and Murray State and former member Western Kentucky with eight apiece. Eastern Illinois has claimed six football crowns and Jacksonville State has three, while Morehead State, Tennessee State and former members Evansville and East Tennessee State have captured two apiece. Austin Peay, Southeast Missouri, UT Martin and former member Youngstown State have one title apiece.

Murray State and Evansville tied for the initial football championship, and the Racers participated in the first-ever bowl game by an OVC team, tying Sul Ross State 21-21 in the 1948 Tangerine Bowl. From 1948 to 1975, OVC teams played in 15 bowl games, winning eight of them. Eastern Kentucky and Western Kentucky were also participants in the NCAA Division II playoffs in the early and mid-1970s prior to the NCAA's reclassification of football programs into Division I-AA. The term "I-AA" lasted until the end of the 2006 season when it was changed to Division I Football Championship Subdivision (FCS).

The first Division I-AA/FCS football playoff was held in 1978 with only four teams, which is the only year through present day that the OVC did not field a playoff representative. In 1979, four of the nation's top teams were invited to the playoffs, and two of them - Eastern Kentucky and Murray State - were from the

OVC. Murray dropped its semifinal game to Lehigh, but the Colonels nipped Nevada-Reno in double overtime and claimed the national championship a week later with a 30-7 victory over Lehigh. EKU was coached by former All-America quarterback Roy Kidd, who was in his 16th year at the helm of his alma mater and who skippered the Colonels to a second national title three years later. Following the 2002 season, Kidd retired after 39 years at EKU; upon retirement, he ranked sixth all-time among Division I coaches with 315 victories, earning him a spot in the College Football Hall of Fame. EKU's 20 FCS playoff appearances are the second for the most all-time (behind only Montana and tied with Appalachian State).

In addition to Kidd, other coaching legends in the OVC include Charles "Bubber" Murphy, who coached at Middle Tennessee from 1947-1968, Western Kentucky's Jimmy Feix (1968-83), Wilburn Tucker (1954-67) and Don Wade (1968-82) of Tennessee Tech, Bill Ferguson (1967-77) of Murray State, Guy Penny (1959-67) of Morehead State and Boots Donnelly (1977-78 at Austin Peay; 1979-1998 at Middle Tennessee). Following the 2011 season Eastern Illinois head coach Bob Spoo retired after 25 years at the school (the last 16 as members of the OVC). In his time as an OVC coach he compiled 92 total victories (fifth-most in league history) and 68 OVC wins (fourth-most in league history) and was inducted into the OVC Hall of Fame in 2012.

A sampling of former OVC football stars, some of whom were All-Americans during their collegiate careers before achieving stardom at the professional ranks, include Jim Youngblood and Larry Schreiber (Tennessee Tech), Phil Simms (Morehead State), Virgil Livers and Dale Lindsey (Western Kentucky), Myron Guyton and Chad Bratzke (Eastern Kentucky), Cortland Finnegan (Samford) and Tony Romo (Eastern Illinois). In 2008, former Tennessee State standout Dominique Rodgers-Cromartie became just the fourth NFL First Round draft pick in OVC history when he was selected 16th overall by the Arizona Cardinals. He would break into the starting lineup halfway through his rookie season and started at cornerback for the Cardinals in Super Bowl XLIII. The OVC has had at least one former player named a NFL Pro Bowl selection in four of the past seven seasons.

The 2007 season marked a return to scholarship football and the OVC for the Austin Peay

## About the OVC



Governors. Following the 1996 season the Governors dropped scholarship football and competed as both an independent (1997-00, 2006) and as a member of the Pioneer Football League (2001-05).

The 2007 season also brought new vernacular to the Ohio Valley Conference and the division formerly known as I-AA. Beginning with the 2006 National Championship game the term I-AA was changed to NCAA Football Championship Subdivision (FCS) in a decision by the Division I Board of Directors. The new label was chosen to communicate in a positive and clear manner the unique differences between Division I football categories (chiefly, the post-season opportunity) while still defining them within the Division I experience. The FCS includes programs that compete in an effort to participate in the NCAA championship postseason structure (one of 89 NCAA national championships) as opposed to the Football Bowl Subdivision (FBS) which competes in an effort to participate in the post-season bowl system (the 35 NCAA-licensed events which includes the Bowl Championship Series).

In 2010 Southeast Missouri State, picked to finish seventh in the preseason poll, compiled a 7-1 Conference record on the way to its first OVC Championship since joining the league in 1991. Overall the Redhawks were 9-2 during the regular season and earned a berth in the FCS Playoffs, its first playoff berth at any level in the program's 104-year history. Southeast would lose to eventual national champion Eastern Washington in the second round of the playoffs. Head coach Tony Samuel capped the year by winning the Sports Network's Eddie Robinson Award, given to the National Coach of the Year. Samuel was the second OVC coach to win the award (joining Murray State's Houston Nutt who won the award in 1995).

For only the second time in league history in 2011, three teams shared the OVC football championship, as Eastern Kentucky, Jacksonville State and Tennessee Tech finished with 6-2 records. The only other time in league history more than two champions were crowned at the end of the year was 1962 (when four teams shared the crown).

In 2012 Eastern Illinois became just the fourth football team in OVC history to go from worst-to-first in winning the OVC Championship. The Panthers were led by head coach Dino Babers who became just the fourth first-year head coach to win an OVC Champi-

onship (joining Boots Donnelly in 1977, Jason Simpson in 2006 and Dean Hood in 2008). During the year Eastern Illinois junior wide receiver Erik Lora shattered the FCS single-season receptions record, hauling in 136 passes in 12 games; that mark was 13 more than the previous NCAA record and 44 more than the previous OVC mark.

Football wasn't the only sport in which the OVC was quickly gaining respect. In 1955, the OVC became only the second six-member league nationally to earn an automatic bid to the prestigious NCAA Men's Basketball Tournament, which, at that time, was limited to only 24 participants. The Conference quickly proved worthy of that bid, as Morehead State defeated Marshall (107-92) and Wayne State (95-84) in the 1956 tournament.

Fifteen years later, former OVC member Western Kentucky became the first and only Conference team to reach the Final Four. The Hilltoppers defeated Jacksonville, Kentucky and Ohio State before losing to Villanova in double overtime in the national semifinals. WKU went on to finish in third place after beating Kansas 77-75 in the consolation game.

Since that time, the OVC has recorded some of the biggest upsets in the history of the NCAA Tournament. Perhaps the most famous moment came in 1987, when Austin Peay came from fourth place in the regular season to win the OVC Tournament and earn the league's automatic bid. The Governors drew powerful Illinois, and were such big underdogs, that ESPN broadcaster Dick Vitale promised to stand on his head if APSU won the game. After a 68-67 victory over the Illini, and a narrow 90-87 overtime loss to eventual Final Four participant Providence in the second round, Vitale made good on his promise in a visit to Clarksville two months later.

Murray State added to the OVC's string of upsets in 1988 when it knocked off 14th-ranked North Carolina State, 78-75. The Racers' M&M Boys - Jeff Martin and Don Mann - combined for 39 points in the win. MSU nearly went on to the Sweet 16 that year, losing to eventual national champion Kansas, 61-58. A bank shot by Mann that would've given the Racers a one-point lead rolled off the rim with three seconds left. In 1990 as a No. 16 seed, Murray State took No. 1 seed Michigan State into overtime before falling 75-71; that game still marks the closest a No. 16 seed has come to knocking off a No. 1 in men's tournament action. More recently, Murray State has

dominated the OVC Tournament, reaching the championship game every year in the 1990's. The Racers' 15 OVC Tournament Championships are the most among all OVC schools.

After former member Middle Tennessee State won a first round game in 1989, the league had a drought as no other OVC team won a NCAA Tournament game for the next 19 years. But Morehead State, coming off a thrilling double overtime OVC Tournament victory over Austin Peay, topped Alabama State 58-43 in the Opening Round game at University of Dayton Arena in Dayton, Ohio. The game was played in front of an Opening Round record crowd of 11,346; that crowd included many MSU fans who made the three-hour drive from Morehead for the game.

In 2009-10, Murray State made OVC history by winning a record 31 games (31-5) on its way to the league's regular season and tournament championships. In the first round of the NCAA Tournament, the No. 13 seed Racers topped Vanderbilt in thrilling fashion when senior Danero Thomas hit a jumper as time expired to lift MSU to a 66-65 victory. It marked the first OVC team to advance to the second round of the NCAA Tournament since 1989, and snapped a skid of 71-straight losses to Southeastern Conference foes (dating back to 2000-01). In the second round the Racers pushed eventual national runner-up Butler to the brink before losing 54-52.

In 2010-11 Morehead State would make it three NCAA Tournament wins in as many years for the league and got a bit of revenge for the 2009 tournament loss to Louisville in the process. After finishing second in the regular season and winning the OVC Tournament Championship, the No. 13 seeded Eagles were shipped to Denver to play the in-state foe Cardinals. MSU jumped out to a 15-2 advantage but were down four points (61-57) with just over a minute to play in regulation. After two free throws from two-time OVC Player of the Year Kenneth Faried, the Eagles held for one final shot attempt and senior Demonte Harper pulled up off a cross-over dribble to nail a 3-pointer with 4.3 seconds left that gave Morehead State a 62-61 lead. UofL had one last attempt but Faried blocked the Cardinals last shot, giving MSU the win, its first over Louisville since the 1956-57 season.

In 2011-12 Murray State put together one of the greatest seasons in OVC history, beginning the year 23-0 (an all-time OVC best) and being ranked as high as No. 7 in the coaches





# SOUTHEAST MISSOURI STATE UNIVERSITY

poll on Feb. 6. The squad was the first OVC team to be nationally-ranked since Murray State was ranked in 1997-98; in addition the top 10 ranking was the first for an OVC team since the 1970-71 campaign (WKU). The Racers would top nationally-ranked Memphis and Saint Mary's during the season and win the league's regular season and tournament championships. MSU earned a No. 6 seed in NCAA Tournament, the highest-ever seed for an OVC team since the NCAA began seeding the field in 1979. The Racers would top Colorado State 58-41 in the second round before falling to Marquette in the third round. Murray State would win 31 games overall, tying the OVC all-time record the Racers set in 2009-10.

After the Murray State win in 2011-12, the league had won NCAA Tournament games in four-straight seasons, something that had never happened in league history (three-game winning streaks from 1960-62 and 1987-89 had been the previous best streaks). Over that time period (2009-12) the OVC was one of just nine conferences nationally to win a NCAA Tournament game in each season and one of only three non-BCS leagues (joining the Atlantic 10 and WCC) to do so.

During the 2010-11 year Faried, the nation's leading rebounder during the season, became the NCAA's Modern Era (since 1973) career rebounding leader, totaling 1,673 rebounds which passed Tim Duncan for the record (he is 11th all-time in NCAA history). Faried also finished his career with 86 double-doubles, second all-time to only Duncan. He is one of only six players in NCAA history to finish with 2,000-plus career points (2,009) and 1,600-plus career rebounds. Faried was drafted 22nd overall by the Denver Nuggets in the 2011 NBA Draft, becoming the first OVC player selected in the first round since Tennessee State's Carlos Rogers 1994.

Through its 65 years, 13 teams have won or shared the league's regular season men's basketball title. Murray State heads the list with a Conference-record 23 outright or shared basketball crowns. Other past champions include former member Western Kentucky (19), Morehead State (9), Austin Peay (8), Eastern Kentucky (6), Tennessee Tech (5), former member Middle Tennessee (5), Tennessee State (2), former member East Tennessee State (2), Belmont (1 – winning the 2012-13 title in its first year in the league), Southeast Missouri State (1), UT Martin (1) and former member Akron (1).

Among the coaching greats in men's bas-

ketball have been Western Kentucky's E.A. Diddle, who retired with 759 victories and 10 OVC titles; John Oldham, who was a member of the very first All-OVC squad and went on to win seven OVC crowns during his coaching tenure at Tennessee Tech and Western Kentucky; Paul McBryer, who guided Eastern Kentucky to 219 wins and three OVC crowns; and Cal Luther, who is the only person in Conference history to win men's basketball Coach of the Year honors at two league schools – Murray State and UT Martin. Current Austin Peay head coach Dave Loos became the winningest coach in OVC history in 2009-10, netting his 319th victory and passing Luther on the all-time list. Loos enters the 2013-14 season with 371 victories.

There have been an equal number of great players including Western Kentucky's Clem Haskins, who is the only three-time OVC Player of the Year. Several players have won OVC Player of the Year honors twice: Western Kentucky's Jim McDaniel (1969-70 and 1970-71), Murray State's Les Taylor (1971-72, 1972-73), Jeff Martin (1987-88, 1988-89), Popeye Jones (1989-90, 1990-91) and Marcus Brown (1994-95, 1995-96), Austin Peay's Otis Howard (1976-77, 1977-78), Middle Tennessee's Jerry Beck (1980-81, 1981-82), Akron's Joe Jakubick (1982-83, 1983-84), Tennessee State's Carlos Rogers (1992-93, 1993-94), UT Martin's Lester Hudson (2007-08, 2008-09), Morehead State's Kenneth Faried (2009-10, 2010-11) and Murray State's Isaiah Canaan (2011-12, 2012-13).

The OVC also has the honor of being the only conference to boast the nation's leaders in scoring, rebounding and assists all in one season. That feat was accomplished in 1991-92 by Morehead State's Brett Roberts (28.1 ppg), Murray State's Popeye Jones (14.4 rpg) and Tennessee Tech's Van Usher (8.8 apg).

In 2007-08, UT Martin guard Lester Hudson became the first men's Division I player to record a quadruple-double in a game, when he registered 25 points, 12 rebounds, 10 assists and 10 steals in a victory over Central Baptist College. Hudson, who ranked fourth in scoring nationally as a junior, returned for his senior season in 2008-09 and was second nationally in scoring (behind Davidson's Stephen Curry) at 27.5 points a contest. Hudson earned numerous honors (including OVC Player of the Year and OVC Male Athlete of the Year in each 2008 and 2009 and All-American status from several outlets) before being drafted by the Boston Celtics with the No. 58 pick of the 2009 NBA

Draft.

Murray State guard Isaiah Canaan, a first-team All-American in 2011-12, capped his illustrious career in 2012-13 by becoming just the 17th player in OVC history to score 2,000 or more career points (and the third player in the past three years to do so). Canaan, who was a key part of Murray State NCAA Tournament victories in both 2010 and 2012, earned a pair of OVC Player of the Year honors (2012 and 2013) during his career as well as being named OVC Freshman of the Year (2010), OVC Tournament MVP (2010) and OVC Male Athlete of the Year (2012).

Women's basketball in the OVC has been dominated by Tennessee Tech, which has won or shared 18 regular-season titles and owns nine OVC Tournament crowns. In fact, the Golden Eagles have reached the championship game of the OVC Tournament 22 times in the past 32 years. Although Tennessee Tech remains the standard-bearer, five other teams have won 13 of the last 20 OVC Tournaments. UT Martin became the latest program to add its name to the list, capturing its first OVC Tournament title in 2011 and also winning championships in 2012 and 2013. The Skyhawks were the first team to three-peat since Austin Peay won four-straight titles from 2000-03. Austin Peay leads the remaining teams with seven crowns while Tennessee State, Eastern Kentucky, Murray State and Southeast Missouri each have won titles during that span.

Several coaches have made their mark in the history of OVC women's basketball. Former Tennessee Tech coach Marynell Meadors posted an amazing 363-139 (72.3%) record at Tech, becoming the first woman in NCAA or AIAW history to win 300 games at the same institution, while former Tennessee State skipper Teresa Phillips earned National Coach of the Year honors from USA Today in 1990 for turning around the Lady Tigers' program before going on to lead TSU to the NCAA Tournament in 1994 and 1995. Tennessee Tech coach Bill Worrell capped a stellar 20-year career in 2005-06 and was inducted into the OVC Hall of Fame in 2007; he compiled a 408-190 record while leading the Golden Eagles to an unprecedented 16 OVC regular-season titles and eight NCAA Tournament appearances, including five straight from 1989-93. Larry Joe Inman, who retired at the conclusion of the 2007-08 season and was inducted into the OVC Hall of Fame in 2009, won more than 100 games at both Middle Tennessee and Eastern Kentucky, and earned OVC Coach of the Year honors

## About the OVC



## About the OVC

a record eight times - five times at ECU and three at MTSU. In 2012-13 Inman came out of retirement to take the Tennessee State job.

Many great players have graced the hardwood over the years, including former OVC Players of the Year Brooke Armistead and Gerlonda Hardin from Austin Peay, Pam Chambers, Jerilynn Harper, Cheryl Taylor, Angela Moorehead, Roschelle Vaughn, Diane Seng, Janet Holt and Emily Christian from Tennessee Tech; Morehead State's Donna Murphy, Priscilla Blackford and Chynna Bozeman; Eastern Kentucky's Kim Mays; Southeast Missouri's Gray C. Harris; and Murray State's Ashley Hayes.

Bozeman finished her collegiate career in 2010-11 by winning her second consecutive OVC Player of the Year award. Her 2,170 points ranks her eighth all-time in OVC history, her 377 made career 3-pointers is first in OVC history and sixth in NCAA history and her 1,096 career 3-point attempts ranks first in OVC history and second in NCAA history.

Morehead State center Brittany Pittman set new school, league and NCAA standards for blocked shots in 2008-09. Pittman swatted 164 shots during the season, setting a new NCAA single-season record (which has since been broken). During the campaign, only her second with the Eagles, she also set career block records for both Morehead State and the OVC (287).

In 2012-13 the UT Martin duo of Jasmine Newsome and Heather Butler finished fifth and sixth nationally among NCAA scoring leaders. Newsome, the 2012 and 2013 OVC Player of the Year, averaged 22.6 points per game on the way to All-American honors while Butler averaged 22.4 points per contest. Butler set a NCAA record during the season by connecting on a 3-pointer in her 80th-straight game.

The league also had another historical moment in November 2008 when the NCAA awarded Nashville the 2014 NCAA Women's Division I Final Four. The OVC will serve as the host of the prestigious event, which is one of the biggest sporting events the city of Nashville can host. The event will be held April 6 & 8 at Bridgestone Arena in downtown Nashville.

Over its 65 years, OVC teams have garnered national championships and bowl games in football, along with national team or individual titles in the sports of rifle, cross country, track and golf.

The OVC has also produced several Olympic athletes, including Murray State's Morgan

Hicks, who was a member of the 2004 United States Olympic Rifle Team and Morehead State's Brian Shimer who competed in five Winter Olympics in bobsled (winning a bronze medal in 2002) and coached the 2010 United States bobsled team to its first gold medal since 1948. In addition, some of the greatest players in professional sports were educated at OVC institutions. The list includes former greats such as football's Phil Simms (Morehead State), basketball's Clem Haskins (Western Kentucky) and Bubba Wells (Austin Peay) and two-sport star Steve Hamilton (Morehead State) to present-day standouts like basketball player Trenton Hassell (Austin Peay), football player Tony Romo (Eastern Illinois) and baseball players A.J. Ellis (Austin Peay) and Jon Rauch (Morehead State). Hamilton is the only athlete to ever play in the NCAA Basketball Championship, a Major League Baseball World Series (New York Yankees) and a NBA Championship Series (Los Angeles Lakers).

The OVC's first volleyball tournament was held in 1981, the same year Eastern Kentucky began a string of six straight tournament crowns. Former ECU skipper Dr. Geri Polvino compiled a 627-439 record in 32 seasons as head coach of the Colonels, earning OVC Coach of the Year honors eight times. More recently, former Austin Peay coach Cheryl Holt and former Southeast Missouri skipper Cindy Gannon also earned their peers' recognition multiple times with four awards each.

Throughout the last 30 years, 11 different teams have won an OVC regular-season or tournament volleyball crown. Since joining the league in 1991, Southeast Missouri has dominated the scene, winning seven of its eight regular-season titles during the 1990's, including five straight from 1993-97. The Redhawks have also won five tournament crowns (1994, 1996, 1998, 1999 and 2000). Jacksonville State won back-to-back OVC Tournament Championships (2005, 2006) including going through the OVC undefeated (16-0) in 2006 and winning a NCAA Tournament match in 2010, the league's first NCAA victory since 2000.

Following the 2007 season, Jacksonville State's Abbey Breit was named the OVC Offensive Player of the Year for the third-straight season, becoming the first player in OVC history to accomplish that feat. Four other individuals - Eastern Kentucky's Angela Boykins (1985-86), Morehead State's Dayle Hammontree (1988-89), Southeast Missouri's Tuba Meto (1996-97) and Morehead State's Amy Almond (2001-02) - were back-to-back

winners of the award.

Morehead State won its third-straight OVC regular season championship in 2012. Over that time period the Eagles have compiled an impressive 52-2 league record.

In 2007, Eastern Kentucky's Jacob Korir won his fourth-straight Conference cross country title becoming just the third OVC student-athlete and 13th athlete nationally to accomplish that feat. Korir was a three-time All-American in cross country, earning two top-10 finishes at the NCAA Cross Country Championship. The Nairobi, Kenya, native was also named a track and field All-American twice during his career, was selected as the OVC Male Athlete of the Year in 2006-07 and received the NCAA post graduate scholarship in 2008.

In 2011 the Eastern Kentucky men's cross country earned a national ranking in the USTFCCCA poll, climbing to as high as No. 17; the ranking was the highest for an OVC team since the polls began in the early 1980s. The ECU men would qualify for the NCAA Championship, becoming the first OVC team to reach the national championship meet since 1980. Eastern Kentucky finished 26th overall at the event as junior Soufiane Bouchikhi was 47th in a field of 252 runners. On the women's side Eastern Kentucky senior Lydia Kosgei became the first ECU woman to ever qualify for the NCAA Championship and went on to finish 37th at the national meet, marking the second-highest finish for a female in OVC history, and also earning All-American honors. A year later (2012) the ECU men's cross country team was ranked as high as No. 11 nationally and finished 24th at the NCAA Championship. Wade Meddles led the team with a 38th place finish at the event while Bouchikhi was 40th.

In 2007 the Conference had two teams in the NCAA Women's Soccer Tournament for the first time in league history, as former OVC member Samford earned an at-large selection while Southeast Missouri was the Conference's automatic bid.

In 2009 it was OVC softball that accomplished several firsts as UT Martin (tournament champion) and Jacksonville State (at-large) were each selected for the NCAA Championship. Jacksonville State would take it a step farther by winning the Knoxville Regional (beating No. 13 national seed Tennessee along the way) to become the first OVC softball program to advance to a Super Regional. Jax State would fall to No. 4 Alabama





# SOUTHEAST MISSOURI STATE UNIVERSITY

in that Super Regional but finished the season 43-16 (19-2 OVC) and ranked 21st nationally in the ESPN.com/USA Softball poll and 24th nationally in the USA Today/NFCA poll.

The league's baseball presence has continued to evolve since its inception. The OVC baseball tournament moved to a neutral site for the first time in 2001 with Paducah, Ky. and Brooks Stadium hosting the tournament in front of raucous crowds. The success of the tournament led to Jackson, Tenn. and The Ballpark at Jackson (formerly Pringles Park) – the home of the Seattle Mariner's Class AA affiliate – hosting the event for the first time in 2010.

The OVC also has made a statement in the NCAA Baseball Championship in recent years, with its teams involved in several memorable contests in the last decade. Tennessee Tech surprised Wake Forest in the opening round of the 2001 tournament and Southeast Missouri stunned host Alabama in the opening round of the 2002 championship. Five years later, Austin Peay captured the collegiate baseball world's attention by taking Vanderbilt, the 2007 No. 1 overall seed, to extra innings. Eastern Illinois pushed host Nebraska to the limit in 2008 followed by Tennessee Tech's memorable contest against host Clemson in 2009.

After not making the OVC Tournament field in either 2009 or 2010, Austin Peay, who was picked to finish seventh in the 2011 preseason poll, won the regular season and tournament championships to garner its fourth NCAA Tournament appearance. In the first game of NCAA Regional play the Govs knocked off host and No. 1 seed Georgia Tech 2-1.

In 2012 Austin Peay completed a "repeat squared" (back-to-back regular season and tournament championships) for the first-time in OVC history. The Govs would go on to top Indiana State and Cal State Fullerton at the Eugene Regional, before falling to host Oregon in the regional final. In marked the first time since the 2000 season (Middle Tennessee) that an OVC team had won multiple NCAA Tournaments games in the same season.

Austin Peay completed a "3-Peay" by winning its third-straight OVC Tournament crown in 2013. Along the way the Govs garnered the first nationally-ranking by an OVC team since 2009 (climbing to as high as 21st nationally) and tied the OVC single-season record with 47 victories. The Govs earned the No. 2 seed in the NCAA Bloomington Regional, becoming the first OVC team in the current regional format (since 1999) to earn anything other than a No.

4 seed. The squad topped Florida and Valparaiso to advance to the regional final for the second-straight season before losing to host Indiana. Govs senior closer Tyler Rogers was a big part of his team's success during the year, tying the NCAA single-season record for saves (23).

After the 2013 baseball season OVC teams have won at least one game in the NCAA regional round in five of the last seven years.

A first in the OVC occurred in 2008, when the league had a first round draft pick in both the NFL (Tennessee State's Dominique Rodgers-Cromartie) and Major League Baseball (Eastern Kentucky's Christian Friedrich) Drafts in the same school year. A year later (2009) the league had a Major League Baseball First Round Compensation Round pick (Eastern Illinois' Tyler Kehrner who was No. 48 overall) and NBA Second Round pick (UT Martin's Lester Hudson) in the same season.

In 2010 a record 13 OVC baseball players were selected in Major League Baseball's First-Year Player Draft. In each of the past two years (2012 and 2013) the OVC has had 24 total players selected (12 in each draft).

The playing field is not the only place where OVC athletes are working hard. The league also recognizes excellence in the classroom. Six Scholar-Athlete Awards are presented yearly to male and female athletes, while others are commended for their academic success by being Medal of Honor recipients or earning a spot on the Commissioner's Honor Roll. Additionally, the league annually presents one institutional Academic Achievement Award, as well as separate team awards in each Conference-sponsored sport. Since the College Sports Information Directors of America (CoSIDA) Academic All-America program began, the Ohio Valley Conference has had 215 student-athletes honored with the award, including 36 over the last four years (2009-10, 2010-11, 2011-12, 2012-13).

Through the early years of the league, administrators wrestled with fan behavior due to the close proximity of the Conference members and the intense rivalries which developed. Just as it did decades ago, the OVC took the leadership role on what has become a national issue. In 1995, the OVC implemented a first-of-its-kind "Sportsmanship Statement," a policy which promotes principles of fair play, ethical conduct and respect for one's opponent. The statement has become a model for others to follow across the nation, and has answered the challenge of the NCAA Presidents Com-

mission to improve sportsmanship in collegiate athletics.

Additionally, the OVC annually presents the Steve Hamilton Sportsmanship Award, in honor of the former Morehead State student-athlete, coach and athletics director, to a junior or senior student-athlete with significant athletic contributions who best exemplifies the characteristics of sportsmanship and citizenship. Most recently, the Conference has also implemented the OVC Institutional and Team Sportsmanship Awards, which are presented to one institution and 18 sport-specific teams voted by their peers to have best exhibited the standards of sportsmanship and ethical conduct as outlined by the OVC and NCAA.

The vision of leadership demonstrated by the Founding Fathers in 1948 remains alive today as the Ohio Valley Conference prepares for the future. One example is in regard to the current trend in collegiate athletics administration for increased involvement of university presidents in setting policies and making rules. The presidents of OVC institutions, however, have always governed the Conference, long before presidential governance became a national theme.

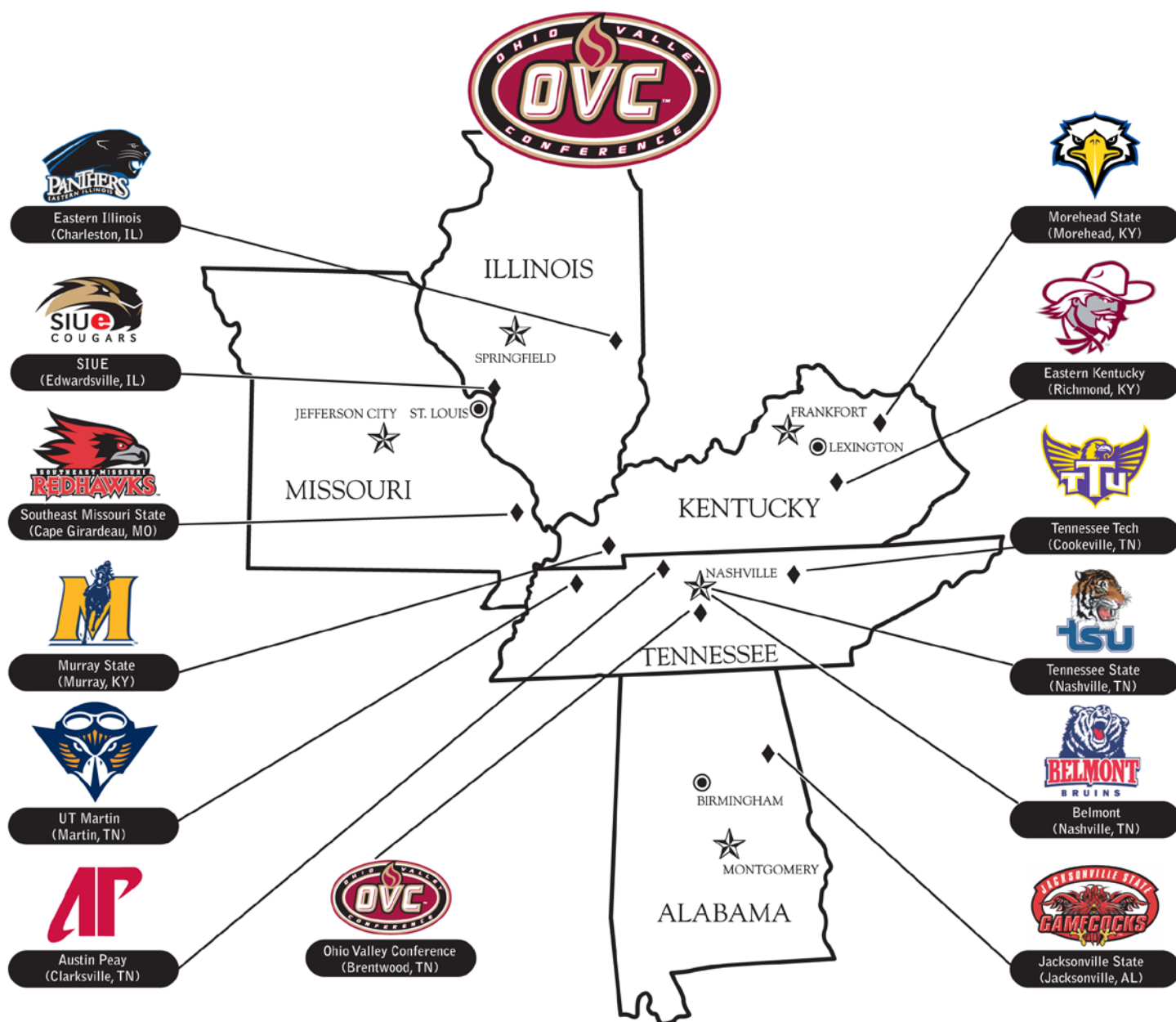
The Ohio Valley Conference sponsors the following sports: baseball, basketball, cross country, football, golf, tennis and track for men, and basketball, cross country, golf, soccer, softball, tennis, track and volleyball for women. In addition, the OVC also sponsors the combined men's and women's sport of rifle.

Now in its seventh decade of competition, the Ohio Valley Conference has grown significantly from its humble beginnings while increasing the number of athletics opportunities it provides for students. Current league representatives include charter members Eastern Kentucky University, Morehead State University and Murray State University, along with Austin Peay State University, Belmont University, Eastern Illinois University, Jacksonville State University, Southeast Missouri State University, Southern Illinois University Edwardsville, Tennessee State University, Tennessee Technological University and the University of Tennessee at Martin.

## About the OVC

## Ohio Valley Conference

215 Centerview Drive, Suite 115  
Brentwood, TN 37027  
Phone: (615) 371-1698 | Fax: (615) 371-1788  
OVCSports.com







# SOUTHEAST MISSOURI STATE UNIVERSITY

## 2012-13 Standings

| West                      | OVC         | Pct.        | PF          | PA          | Overall      | Pct.        | PF          | PA          | Home       | Away        | Neutral    |
|---------------------------|-------------|-------------|-------------|-------------|--------------|-------------|-------------|-------------|------------|-------------|------------|
| Eastern Illinois#         | 12-4        | .750        | 72.0        | 62.2        | 20-12        | .625        | 68.2        | 63.9        | 12-2       | 7-9         | 1-1        |
| UT Martin*                | 11-5        | .688        | 75.8        | 64.5        | 19-15        | .559        | 73.0        | 68.6        | 10-5       | 6-7         | 3-3        |
| SIU Edwardsville          | 9-7         | .563        | 66.9        | 66.3        | 16-15        | .516        | 62.3        | 63.7        | 8-5        | 5-9         | 3-1        |
| Murray State              | 8-8         | .500        | 64.2        | 64.9        | 16-13        | .552        | 65.8        | 62.6        | 9-7        | 7-5         | 0-1        |
| <b>Southeast Missouri</b> | <b>5-11</b> | <b>.313</b> | <b>61.2</b> | <b>65.8</b> | <b>11-18</b> | <b>.379</b> | <b>59.4</b> | <b>63.4</b> | <b>7-6</b> | <b>3-12</b> | <b>1-0</b> |
| Austin Peay               | 2-14        | .125        | 59.1        | 71.4        | 7-21         | .250        | 60.7        | 70.1        | 4-9        | 3-11        | 0-1        |
| East                      | OVC         | Pct.        | PF          | PA          | Overall      | Pct.        | PF          | PA          | Home       | Away        | Neutral    |
| Tennessee Tech            | 12-4        | .750        | 69.0        | 61.8        | 19-12        | .613        | 66.7        | 63.1        | 10-5       | 8-5         | 1-2        |
| Eastern Kentucky          | 11-5        | .688        | 62.5        | 60.0        | 18-12        | .600        | 61.3        | 60.4        | 13-1       | 4-8         | 1-3        |
| Belmont                   | 11-5        | .688        | 62.6        | 54.5        | 18-14        | .563        | 61.2        | 57.3        | 10-3       | 7-10        | 1-1        |
| Tennessee State           | 9-7         | .563        | 68.1        | 65.3        | 13-15        | .464        | 62.0        | 64.6        | 6-5        | 6-8         | 1-2        |
| Morehead State            | 5-11        | .313        | 60.2        | 69.4        | 9-21         | .300        | 56.0        | 65.6        | 5-9        | 4-12        | 0-0        |
| Jacksonville State        | 1-15        | .063        | 59.1        | 74.5        | 1-27         | .036        | 56.4        | 70.6        | 1-11       | 0-15        | 0-1        |

# - OVC Regular-Season Champion

\* - OVC Tournament Champion

| SCORING OFFENSE        |      |       |      | FREE THROW%            |                       |     |           | 3-POINT FG%            |                       |       |          |      |
|------------------------|------|-------|------|------------------------|-----------------------|-----|-----------|------------------------|-----------------------|-------|----------|------|
| G                      | Pts  | Avg/G |      | G                      | FTM                   | FTA | Pct       | G                      | 3FGM                  | 3FGA  | Pct      |      |
| 1. UT Martin           | 34   | 2482  | 73.0 | 1. UT Martin           | 34                    | 421 | 549 .767  | 1. Tennessee Tech      | 31                    | 207   | 543 .381 |      |
| 2. Eastern Illinois    | 32   | 2182  | 68.2 | 2. Belmont             | 32                    | 385 | 515 .748  | 2. UT Martin           | 34                    | 305   | 890 .343 |      |
| 3. Tennessee Tech      | 31   | 2068  | 66.7 | 3. Morehead State      | 30                    | 292 | 397 .736  | 3. Eastern Illinois    | 32                    | 200   | 598 .334 |      |
| 4. Murray State        | 29   | 1909  | 65.8 | 4. Southeast Missouri  | 29                    | 302 | 416 .726  | 4. Belmont             | 32                    | 169   | 521 .324 |      |
| 5. SIUE                | 31   | 1931  | 62.3 | 5. Eastern Illinois    | 32                    | 388 | 540 .719  | 5. Eastern Kentucky    | 30                    | 177   | 559 .317 |      |
| 6. Tennessee State     | 28   | 1735  | 62.0 | 6. Murray State        | 29                    | 435 | 617 .705  | 6. Morehead State      | 30                    | 223   | 724 .308 |      |
| 7. Eastern Kentucky    | 30   | 1838  | 61.3 | 7. Tennessee Tech      | 31                    | 345 | 490 .704  | 7. Murray State        | 29                    | 192   | 629 .305 |      |
| 8. Belmont             | 32   | 1960  | 61.2 | 8. Eastern Kentucky    | 30                    | 333 | 476 .700  | 8. Tennessee State     | 28                    | 120   | 397 .302 |      |
| 9. Austin Peay         | 28   | 1700  | 60.7 | 9. Tennessee State     | 28                    | 393 | 577 .681  | 9. Southeast Missouri  | 29                    | 162   | 556 .291 |      |
| 10. Southeast Missouri | 29   | 1722  | 59.4 | 10. Jacksonville State | 28                    | 307 | 459 .669  | 10. Austin Peay        | 28                    | 139   | 494 .281 |      |
| 11. Jacksonville State | 28   | 1578  | 56.4 | 11. SIUE               | 31                    | 477 | 731 .653  | 11. Jacksonville State | 28                    | 93    | 349 .266 |      |
| 12. Morehead State     | 30   | 1681  | 56.0 | 12. Austin Peay        | 28                    | 273 | 426 .641  | 12. SIUE               | 31                    | 100   | 378 .265 |      |
| SCORING DEFENSE        |      |       |      | FIELD GOAL%.           |                       |     |           | 3-POINT FG% DEF.       |                       |       |          |      |
| G                      | Pts  | Avg/G |      | G                      | FGM                   | FGA | Pct       | G                      | 3FGM                  | 3FGA  | Pct      |      |
| 1. Belmont             | 32   | 1835  | 57.3 | 1. Tennessee Tech      | 31                    | 758 | 1790 .423 | 1. Eastern Kentucky    | 30                    | 140   | 499 .281 |      |
| 2. Eastern Kentucky    | 30   | 1813  | 60.4 | 2. UT Martin           | 34                    | 878 | 2100 .418 | 2. Murray State        | 29                    | 150   | 522 .287 |      |
| 3. Murray State        | 29   | 1815  | 62.6 | 3. Eastern Illinois    | 32                    | 797 | 1996 .399 | 3. Southeast Missouri  | 29                    | 149   | 508 .293 |      |
| 4. Tennessee Tech      | 31   | 1957  | 63.1 | 4. Belmont             | 32                    | 703 | 1798 .391 | 4. Belmont             | 32                    | 133   | 446 .298 |      |
| 5. Southeast Missouri  | 29   | 1840  | 63.4 | 5. Austin Peay         | 28                    | 644 | 1706 .377 | 5. Tennessee Tech      | 31                    | 157   | 519 .303 |      |
| 6. SIUE                | 31   | 1976  | 63.7 | 6. Southeast Missouri  | 29                    | 629 | 1671 .376 | 6. UT Martin           | 34                    | 216   | 683 .316 |      |
| 7. Eastern Illinois    | 32   | 2044  | 63.9 | 7. Morehead State      | 30                    | 583 | 1551 .376 | 7. Eastern Illinois    | 32                    | 208   | 648 .321 |      |
| 8. Tennessee State     | 28   | 1810  | 64.6 | 8. SIUE                | 31                    | 677 | 1830 .370 | 8. Tennessee State     | 28                    | 144   | 441 .327 |      |
| 9. Morehead State      | 30   | 1968  | 65.6 | 9. Jacksonville State  | 28                    | 589 | 1597 .369 | 9. Austin Peay         | 28                    | 196   | 586 .334 |      |
| 10. UT Martin          | 34   | 2334  | 68.6 | 10. Eastern Kentucky   | 30                    | 664 | 1812 .366 | 10. SIUE               | 31                    | 210   | 613 .343 |      |
| 11. Austin Peay        | 28   | 1964  | 70.1 | 11. Tennessee State    | 28                    | 611 | 1675 .365 | 11. Jacksonville State | 28                    | 191   | 556 .344 |      |
| 12. Jacksonville State | 28   | 1976  | 70.6 | 12. Murray State       | 29                    | 641 | 1785 .359 | 12. Morehead State     | 30                    | 161   | 461 .349 |      |
| SCORING MARGIN         |      |       |      | FIELD GOAL% DEF.       |                       |     |           | REBOUNDING OFF.        |                       |       |          |      |
| G                      | Off. | Def.  | +/-  | G                      | FGM                   | FGA | Pct       | G                      | Reb.                  | Avg/G |          |      |
| 1. UT Martin           | 34   | 73.0  | 68.6 | +4.4                   | 1. Belmont            | 32  | 601       | 1734 .347              | 1. Eastern Illinois   | 32    | 1378     | 43.1 |
| 2. Eastern Illinois    | 32   | 68.2  | 63.9 | +4.3                   | 2. Eastern Kentucky   | 30  | 617       | 1748 .353              | 2. SIUE               | 31    | 1324     | 42.7 |
| 3. Belmont             | 32   | 61.2  | 57.3 | +3.9                   | 3. Murray State       | 29  | 673       | 1807 .372              | 3. Eastern Kentucky   | 30    | 1270     | 42.3 |
| 4. Tennessee Tech      | 31   | 66.7  | 63.1 | +3.6                   | 4. Southeast Missouri | 29  | 666       | 1765 .377              | 4. Murray State       | 29    | 1210     | 41.7 |
| 5. Murray State        | 29   | 65.8  | 62.6 | +3.2                   | 5. Eastern Illinois   | 32  | 773       | 1983 .390              | 5. Jacksonville State | 28    | 1117     | 39.9 |
| 6. Eastern Kentucky    | 30   | 61.3  | 60.4 | +0.8                   | 6. Jacksonville State | 28  | 683       | 1713 .399              | 6. Southeast Missouri | 29    | 1118     | 38.6 |
| 7. SIUE                | 31   | 62.3  | 63.7 | -1.5                   | 7. SIUE               | 31  | 694       | 1734 .400              | 7. Tennessee State    | 28    | 1061     | 37.9 |
| 8. Tennessee State     | 28   | 62.0  | 64.6 | -2.7                   | 8. Tennessee State    | 28  | 635       | 1578 .402              | 8. Belmont            | 32    | 1192     | 37.2 |
| 9. Southeast Missouri  | 29   | 59.4  | 63.4 | -4.1                   | 9. Tennessee Tech     | 31  | 716       | 1767 .405              | 9. Tennessee Tech     | 31    | 1110     | 35.8 |
| 10. Austin Peay        | 28   | 60.7  | 70.1 | -9.4                   | 10. UT Martin         | 34  | 852       | 2048 .416              | 10. Austin Peay       | 28    | 984      | 35.1 |
| 11. Morehead State     | 30   | 56.0  | 65.6 | -9.6                   | 11. Morehead State    | 30  | 717       | 1709 .420              | 11. UT Martin         | 34    | 1169     | 34.4 |
| 12. Jacksonville State | 28   | 56.4  | 70.6 | -14.2                  | 12. Austin Peay       | 28  | 693       | 1633 .424              | 12. Morehead State    | 30    | 870      | 29.0 |

## 2012-13 OVC Statistics (Overall)

## 2012-13 OVC Statistics (Overall)

| REBOUNDING DEF.              | G         | Reb.        | Avg/G       |
|------------------------------|-----------|-------------|-------------|
| 1. SIUE                      | 31        | 1076        | 34.7        |
| 2. Eastern Illinois          | 32        | 1165        | 36.4        |
| 3. Tennessee Tech            | 31        | 1135        | 36.6        |
| 4. Belmont                   | 32        | 1212        | 37.9        |
| 5. Eastern Kentucky          | 30        | 1159        | 38.6        |
| 6. Jacksonville State        | 28        | 1112        | 39.7        |
| 7. Tennessee State           | 28        | 1135        | 40.5        |
| 8. Morehead State            | 30        | 1219        | 40.6        |
| 9. <b>Southeast Missouri</b> | <b>29</b> | <b>1179</b> | <b>40.7</b> |
| 10. UT Martin                | 34        | 1407        | 41.4        |
| 11. Austin Peay              | 28        | 1196        | 42.7        |
| 12. Murray State             | 29        | 1249        | 43.1        |

| REBOUNDING MARGIN            | G         | Tm.         | Opp.        | +/-         |
|------------------------------|-----------|-------------|-------------|-------------|
| 1. SIUE                      | 31        | 42.7        | 34.7        | +8.0        |
| 2. Eastern Illinois          | 32        | 43.1        | 36.4        | +6.7        |
| 3. Eastern Kentucky          | 30        | 42.3        | 38.6        | +3.7        |
| 4. Jacksonville State        | 28        | 39.9        | 39.7        | +0.2        |
| 5. Belmont                   | 32        | 37.2        | 37.9        | -0.6        |
| 6. Tennessee Tech            | 31        | 35.8        | 36.6        | -0.8        |
| 7. Murray State              | 29        | 41.7        | 43.1        | -1.3        |
| 8. <b>Southeast Missouri</b> | <b>29</b> | <b>38.6</b> | <b>40.7</b> | <b>-2.1</b> |
| 9. Tennessee State           | 28        | 37.9        | 40.5        | -2.6        |
| 10. UT Martin                | 34        | 34.4        | 41.4        | -7.0        |
| 11. Austin Peay              | 28        | 35.1        | 42.7        | -7.6        |
| 12. Morehead State           | 30        | 29.0        | 40.6        | -11.6       |

| BLOCKED SHOTS                 | G         | No.       | Avg/G      |
|-------------------------------|-----------|-----------|------------|
| 1. Eastern Kentucky           | 30        | 145       | 4.8        |
| 2. UT Martin                  | 34        | 148       | 4.4        |
| 3. Tennessee State            | 28        | 114       | 4.1        |
| 4. Eastern Illinois           | 32        | 130       | 4.1        |
| 5. Belmont                    | 32        | 128       | 4.0        |
| 6. Murray State               | 29        | 93        | 3.2        |
| 7. Jacksonville State         | 28        | 77        | 2.8        |
| 8. SIUE                       | 31        | 81        | 2.6        |
| 9. Tennessee Tech             | 31        | 80        | 2.6        |
| 10. <b>Southeast Missouri</b> | <b>29</b> | <b>74</b> | <b>2.6</b> |
| 11. Austin Peay               | 28        | 59        | 2.1        |
| 12. Morehead State            | 30        | 58        | 1.9        |

| ASSISTS                      | G         | No.        | Avg/G       |
|------------------------------|-----------|------------|-------------|
| 1. Eastern Illinois          | 32        | 498        | 15.6        |
| 2. UT Martin                 | 34        | 492        | 14.5        |
| 3. <b>Southeast Missouri</b> | <b>29</b> | <b>400</b> | <b>13.8</b> |
| 4. Belmont                   | 32        | 409        | 12.8        |
| 5. Tennessee Tech            | 31        | 396        | 12.8        |
| 6. Eastern Kentucky          | 30        | 380        | 12.7        |
| 7. Austin Peay               | 28        | 341        | 12.2        |
| 8. SIUE                      | 31        | 367        | 11.8        |
| 9. Morehead State            | 30        | 342        | 11.4        |
| 10. Murray State             | 29        | 310        | 10.7        |
| 11. Tennessee State          | 28        | 299        | 10.7        |
| 12. Jacksonville State       | 28        | 296        | 10.6        |

| STEALS                        | G         | No.        | Avg/G      |
|-------------------------------|-----------|------------|------------|
| 1. Austin Peay                | 28        | 276        | 9.9        |
| 2. Tennessee State            | 28        | 266        | 9.5        |
| 3. SIUE                       | 31        | 279        | 9.0        |
| 4. UT Martin                  | 34        | 294        | 8.6        |
| 5. Eastern Kentucky           | 30        | 253        | 8.4        |
| 6. Murray State               | 29        | 239        | 8.2        |
| 7. Eastern Illinois           | 32        | 263        | 8.2        |
| 8. Morehead State             | 30        | 236        | 7.9        |
| 9. Tennessee Tech             | 31        | 227        | 7.3        |
| 10. Jacksonville State        | 28        | 167        | 6.0        |
| 11. <b>Southeast Missouri</b> | <b>29</b> | <b>170</b> | <b>5.9</b> |
| 12. Belmont                   | 32        | 185        | 5.8        |

| TURNOVER MARGIN               | G         | Tm.         | Opp.        | +/-          |
|-------------------------------|-----------|-------------|-------------|--------------|
| 1. UT Martin                  | 34        | 12.9        | 16.9        | +4.09        |
| 2. Tennessee State            | 28        | 16.3        | 18.5        | +2.18        |
| 3. Austin Peay                | 28        | 17.3        | 19.2        | +1.93        |
| 4. Tennessee Tech             | 31        | 13.4        | 15.0        | +1.58        |
| 5. Murray State               | 29        | 14.8        | 16.3        | +1.45        |
| 6. Belmont                    | 32        | 13.8        | 14.5        | +0.75        |
| 7. SIUE                       | 31        | 16.5        | 16.5        | +0.03        |
| 8. Eastern Illinois           | 32        | 15.6        | 15.4        | -0.19        |
| 9. Morehead State             | 30        | 16.7        | 16.1        | -0.63        |
| 10. Eastern Kentucky          | 30        | 18.1        | 16.5        | -1.63        |
| 11. <b>Southeast Missouri</b> | <b>29</b> | <b>16.2</b> | <b>14.2</b> | <b>-2.00</b> |
| 12. Jacksonville State        | 28        | 21.4        | 15.3        | -6.11        |

| ASSIST/TURNOVER              | G         | Ast.       | TO         | Ratio      |
|------------------------------|-----------|------------|------------|------------|
| 1. UT Martin                 | 34        | 492        | 437        | 1.1        |
| 2. Eastern Illinois          | 32        | 498        | 500        | 1.0        |
| 3. Tennessee Tech            | 31        | 396        | 416        | 1.0        |
| 4. Belmont                   | 32        | 409        | 441        | 0.9        |
| 5. <b>Southeast Missouri</b> | <b>29</b> | <b>400</b> | <b>469</b> | <b>0.9</b> |
| 6. Murray State              | 29        | 310        | 430        | 0.7        |
| 7. SIUE                      | 31        | 367        | 510        | 0.7        |
| 8. Austin Peay               | 28        | 341        | 484        | 0.7        |
| 9. Eastern Kentucky          | 30        | 380        | 543        | 0.7        |
| 10. Morehead State           | 30        | 342        | 501        | 0.7        |
| 11. Tennessee State          | 28        | 299        | 457        | 0.7        |
| 12. Jacksonville State       | 28        | 296        | 598        | 0.5        |

| OFF. REBOUNDS                | G         | No.        | Avg/G       |
|------------------------------|-----------|------------|-------------|
| 1. SIUE                      | 31        | 546        | 17.6        |
| 2. Tennessee State           | 28        | 407        | 14.5        |
| 3. Eastern Illinois          | 32        | 453        | 14.2        |
| 4. Jacksonville State        | 28        | 395        | 14.1        |
| 5. Eastern Kentucky          | 30        | 416        | 13.9        |
| 6. Murray State              | 29        | 400        | 13.8        |
| 7. Austin Peay               | 28        | 323        | 11.5        |
| 8. <b>Southeast Missouri</b> | <b>29</b> | <b>313</b> | <b>10.8</b> |
| 9. UT Martin                 | 34        | 356        | 10.5        |
| 10. Tennessee Tech           | 31        | 321        | 10.4        |
| 11. Belmont                  | 32        | 322        | 10.1        |
| 12. Morehead State           | 30        | 217        | 7.2         |

| DEF. REBOUNDS                | G         | No.        | Avg/G       |
|------------------------------|-----------|------------|-------------|
| 1. Eastern Illinois          | 32        | 925        | 28.9        |
| 2. Eastern Kentucky          | 30        | 854        | 28.5        |
| 3. Murray State              | 29        | 810        | 27.9        |
| 4. <b>Southeast Missouri</b> | <b>29</b> | <b>805</b> | <b>27.8</b> |
| 5. Belmont                   | 32        | 870        | 27.2        |
| 6. Jacksonville State        | 28        | 722        | 25.8        |
| 7. Tennessee Tech            | 31        | 789        | 25.5        |
| 8. SIUE                      | 31        | 778        | 25.1        |
| 9. UT Martin                 | 34        | 813        | 23.9        |
| 10. Austin Peay              | 28        | 661        | 23.6        |
| 11. Tennessee State          | 28        | 654        | 23.4        |
| 12. Morehead State           | 30        | 653        | 21.8        |

| DEF. REB%                    | G         | D-Reb      | O-Reb      | D-Reb%      |
|------------------------------|-----------|------------|------------|-------------|
| 1. Eastern Illinois          | 32        | 925        | 348        | .727        |
| 2. Belmont                   | 32        | 870        | 368        | .703        |
| 3. Eastern Kentucky          | 30        | 854        | 365        | .701        |
| 4. Tennessee Tech            | 31        | 789        | 342        | .698        |
| 5. SIUE                      | 31        | 778        | 352        | .688        |
| 6. <b>Southeast Missouri</b> | <b>29</b> | <b>805</b> | <b>382</b> | <b>.678</b> |
| 7. Murray State              | 29        | 810        | 405        | .667        |
| 8. Austin Peay               | 28        | 661        | 369        | .642        |
| 9. Jacksonville State        | 28        | 722        | 411        | .637        |
| 10. Tennessee State          | 28        | 654        | 377        | .634        |
| 11. UT Martin                | 34        | 813        | 474        | .632        |
| 12. Morehead State           | 30        | 653        | 409        | .615        |

| OFF. REB%                    | G         | O-Reb      | D-Reb      | O-Reb%      |
|------------------------------|-----------|------------|------------|-------------|
| 1. SIUE                      | 31        | 546        | 724        | .430        |
| 2. Jacksonville State        | 28        | 395        | 701        | .360        |
| 3. Eastern Illinois          | 32        | 453        | 817        | .357        |
| 4. Tennessee State           | 28        | 407        | 758        | .349        |
| 5. Eastern Kentucky          | 30        | 416        | 794        | .344        |
| 6. Murray State              | 29        | 400        | 844        | .322        |
| 7. Tennessee Tech            | 31        | 321        | 793        | .288        |
| 8. <b>Southeast Missouri</b> | <b>29</b> | <b>313</b> | <b>797</b> | <b>.282</b> |
| 9. Austin Peay               | 28        | 323        | 827        | .281        |
| 10. UT Martin                | 34        | 356        | 933        | .276        |
| 11. Belmont                  | 32        | 322        | 844        | .276        |
| 12. Morehead State           | 30        | 217        | 810        | .211        |

| 3-POINT FG MADE              | G         | No.        | Avg/G      |
|------------------------------|-----------|------------|------------|
| 1. UT Martin                 | 34        | 305        | 9.0        |
| 2. Morehead State            | 30        | 223        | 7.4        |
| 3. Tennessee Tech            | 31        | 207        | 6.7        |
| 4. Murray State              | 29        | 192        | 6.6        |
| 5. Eastern Illinois          | 32        | 200        | 6.3        |
| 6. Eastern Kentucky          | 30        | 177        | 5.9        |
| 7. <b>Southeast Missouri</b> | <b>29</b> | <b>162</b> | <b>5.6</b> |
| 8. Belmont                   | 32        | 169        | 5.3        |
| 9. Austin Peay               | 28        | 139        | 5.0        |
| 10. Tennessee State          | 28        | 120        | 4.3        |
| 11. Jacksonville State       | 28        | 93         | 3.3        |
| 12. SIUE                     | 31        | 100        | 3.2        |





# SOUTHEAST MISSOURI STATE UNIVERSITY

## SCORING

|                                 | GP        | Pts.       | Avg/G       |
|---------------------------------|-----------|------------|-------------|
| 1. NEWSOME, Jasmine-UTM         | 34        | 770        | 22.6        |
| 2. BUTLER, Heather-UTM          | 34        | 762        | 22.4        |
| 3. ROBINSON, Terrice-MOR        | 30        | 524        | 17.5        |
| 4. ROBINSON, Mariah-MUR         | 29        | 486        | 16.8        |
| 5. HENDERSON, Diamond-TTU       | 31        | 490        | 15.8        |
| 6. NIXON, Ta'Kenya-EIU          | 32        | 482        | 15.1        |
| 7. BERRY, Raven-SIUE            | 31        | 450        | 14.5        |
| 8. KING, Mariah-EIU             | 32        | 453        | 14.2        |
| 9. SISK, Erika-MUR              | 29        | 395        | 13.6        |
| 10. BUSSABARGER, Meghan-APSU    | 28        | 376        | 13.4        |
| 11. HARRIS, Jala-TTU            | 31        | 414        | 13.4        |
| 12. HESS, Kesi-TSU              | 28        | 360        | 12.9        |
| 13. AUSTIN, Tierny-SIUE         | 31        | 353        | 11.4        |
| 14. HOPES, Simone-TSU           | 28        | 315        | 11.3        |
| 15. JONES, Almesha-MOR          | 29        | 322        | 11.1        |
| <b>16. ROBERTS, Bailie-SEMO</b> | <b>29</b> | <b>320</b> | <b>11.0</b> |
| 17. SHULER, Jasmin-TSU          | 28        | 297        | 10.6        |
| 18. MARTINEZ, Leslie-APSU       | 27        | 278        | 10.3        |
| 19. COLES, Brittany-EKU         | 30        | 304        | 10.1        |
| 20. BROOKS, Katie-BEL           | 32        | 319        | 10.0        |

## REBOUNDING

|                               | GP        | Reb.       | Avg/G      |
|-------------------------------|-----------|------------|------------|
| 1. JONES, Alex-EKU            | 30        | 310        | 10.3       |
| 2. BERRY, Raven-SIUE          | 31        | 309        | 10.0       |
| 3. COLEMAN, Jordan-BEL        | 32        | 318        | 9.9        |
| <b>4. MACK, Patricia-SEMO</b> | <b>29</b> | <b>270</b> | <b>9.3</b> |
| 5. BRYANT, Rickiesha-UTM      | 34        | 270        | 7.9        |
| 6. WINFREY, Jessica-MUR       | 29        | 227        | 7.8        |
| 7. HERROD, Michaela-SIUE      | 31        | 226        | 7.3        |
| 8. HOPES, Simone-TSU          | 28        | 201        | 7.2        |
| 9. OROSZOVA, Sabina-EIU       | 32        | 224        | 7.0        |
| 10. MARTINEZ, Leslie-APSU     | 27        | 186        | 6.9        |

## FIELD GOAL PCT

|                             | GP        | FG        | FGA        | Pct         |
|-----------------------------|-----------|-----------|------------|-------------|
| 1. BRYANT, Rickiesha-UTM    | 34        | 129       | 201        | .642        |
| 2. HENDERSON, Diamond-TTU   | 31        | 182       | 381        | .478        |
| 3. BERRY, Raven-SIUE        | 31        | 162       | 353        | .459        |
| 4. COLEMAN, Jordan-BEL      | 32        | 122       | 267        | .457        |
| <b>5. WRIGHT, Kara-SEMO</b> | <b>29</b> | <b>92</b> | <b>202</b> | <b>.455</b> |
| 6. NIXON, Ta'Kenya-EIU      | 32        | 183       | 405        | .452        |
| 7. NEWSOME, Jasmine-UTM     | 34        | 264       | 588        | .449        |
| 8. KING, Mariah-EIU         | 32        | 173       | 389        | .445        |
| 9. BUSSABARGER, Meghan-APSU | 28        | 146       | 330        | .442        |
| 10. CANTRELL, Miranda-JSU   | 27        | 98        | 223        | .439        |

## ASSISTS

|                               | GP        | No.        | Avg/G      |
|-------------------------------|-----------|------------|------------|
| 1. NIXON, Ta'Kenya-EIU        | 32        | 183        | 5.7        |
| 2. NEWSOME, Jasmine-UTM       | 34        | 186        | 5.5        |
| 3. GRAY, Raechele-EKU         | 30        | 138        | 4.6        |
| 4. HARRIS, Jala-TTU           | 31        | 135        | 4.4        |
| 5. JONES, Almesha-MOR         | 29        | 120        | 4.1        |
| 6. BUTLER, Heather-UTM        | 34        | 136        | 4.0        |
| <b>7. HUNTER, Jordan-SEMO</b> | <b>29</b> | <b>115</b> | <b>4.0</b> |
| 8. ALLEN, Rachel-TSU          | 28        | 96         | 3.4        |
| 9. BROOKS, Katie-BEL          | 32        | 101        | 3.2        |
| 10. COLEMAN, Jordan-BEL       | 32        | 97         | 3.0        |

## FREE THROW PCT

|                                  | GP        | FT        | FTA       | Pct         |
|----------------------------------|-----------|-----------|-----------|-------------|
| 1. HESS, Kesi-TSU                | 28        | 59        | 69        | .855        |
| 2. ROBINSON, Mariah-MUR          | 29        | 94        | 110       | .855        |
| 3. NEWSOME, Jasmine-UTM          | 34        | 167       | 196       | .852        |
| <b>4. HARRIEL, Brittany-SEMO</b> | <b>22</b> | <b>46</b> | <b>55</b> | <b>.836</b> |
| <b>5. HUNTER, Jordan-SEMO</b>    | <b>29</b> | <b>60</b> | <b>72</b> | <b>.833</b> |
| 6. ROBINSON, Terrice-MOR         | 30        | 119       | 145       | .821        |
| 7. HENDERSON, Diamond-TTU        | 31        | 104       | 132       | .788        |
| 8. TARRENCE, Adrienne-BEL        | 32        | 66        | 84        | .786        |
| 9. BUTLER, Heather-UTM           | 34        | 159       | 203       | .783        |
| 10. NIXON, Ta'Kenya-EIU          | 32        | 100       | 129       | .775        |

## STEALS

|                          | GP | No. | Avg/G |
|--------------------------|----|-----|-------|
| 1. NEWSOME, Jasmine-UTM  | 34 | 101 | 3.0   |
| 2. NIXON, Ta'Kenya-EIU   | 32 | 83  | 2.6   |
| 3. JONES, Almesha-MOR    | 29 | 70  | 2.4   |
| 4. GRAY, Tiasha-APSU     | 27 | 58  | 2.1   |
| 5. MARTINEZ, Leslie-APSU | 27 | 56  | 2.1   |
| 6. ROBINSON, Mariah-MUR  | 29 | 59  | 2.0   |
| 7. GRAY, Raechele-EKU    | 30 | 59  | 2.0   |
| 8. AUSTIN, Tierny-SIUE   | 31 | 57  | 1.8   |
| 9. SISK, Erika-MUR       | 29 | 53  | 1.8   |
| 10. HESS, Kesi-TSU       | 28 | 51  | 1.8   |

## 3-POINT FG PCT

|                             | GP | 3FG | 3FGA | Pct  |
|-----------------------------|----|-----|------|------|
| 1. SCHUBERT, Katie-UTM      | 33 | 51  | 118  | .432 |
| 2. COOK, Kellie-TTU         | 31 | 37  | 91   | .407 |
| 3. DAVIS, Lashay-TTU        | 31 | 60  | 152  | .395 |
| 4. HARRIS, Jala-TTU         | 31 | 47  | 121  | .388 |
| 5. WYSS, Kelsey-EIU         | 32 | 49  | 130  | .377 |
| 6. ROBINSON, Mariah-MUR     | 29 | 90  | 240  | .375 |
| 7. TURNER, Allie-MOR        | 29 | 53  | 144  | .368 |
| 8. NEWSOME, Jasmine-UTM     | 34 | 75  | 204  | .368 |
| 9. BUSSABARGER, Meghan-APSU | 28 | 34  | 94   | .362 |
| 10. OLSZEWSKI, Nicole-APSU  | 28 | 29  | 81   | .358 |

## 3-POINT FG MADE

|                                  | GP        | 3FG       | Avg/G      |
|----------------------------------|-----------|-----------|------------|
| 1. ROBINSON, Mariah-MUR          | 29        | 90        | 3.1        |
| 2. BUTLER, Heather-UTM           | 34        | 105       | 3.1        |
| 3. ERNST, Molly-BEL              | 31        | 76        | 2.5        |
| 4. NEWSOME, Jasmine-UTM          | 34        | 75        | 2.2        |
| 5. HESS, Kesi-TSU                | 28        | 61        | 2.2        |
| 6. ROBINSON, Terrice-MOR         | 30        | 59        | 2.0        |
| 7. DAVIS, Lashay-TTU             | 31        | 60        | 1.9        |
| 8. TURNER, Allie-MOR             | 29        | 53        | 1.8        |
| <b>9. BRADSHAW, Allyson-SEMO</b> | <b>27</b> | <b>48</b> | <b>1.8</b> |
| 10. COLES, Brittany-EKU          | 30        | 48        | 1.6        |

## BLOCKED SHOTS

|                                   | GP        | No.       | Avg/G      |
|-----------------------------------|-----------|-----------|------------|
| 1. BRYANT, Rickiesha-UTM          | 34        | 87        | 2.6        |
| 2. OROSZOVA, Sabina-EIU           | 32        | 58        | 1.8        |
| 3. DIRKS, Kelsey-MUR              | 29        | 43        | 1.5        |
| 4. GASTON, Destiney-TSU           | 27        | 38        | 1.4        |
| 5. COLEMAN, Jordan-BEL            | 32        | 33        | 1.0        |
| 6. COLES, Brittany-EKU            | 30        | 30        | 1.0        |
| 7. BERRY, Raven-SIUE              | 31        | 26        | 0.8        |
| 8. JONES, Alex-EKU                | 30        | 23        | 0.8        |
| 9. ARLEDGE, Mackenzie-MOR         | 30        | 21        | 0.7        |
| <b>10. SHIFFER, Courtney-SEMO</b> | <b>23</b> | <b>16</b> | <b>0.7</b> |

## ASSIST/TURNOVER

|                               | GP        | Ast.       | TO         | Ratio      |
|-------------------------------|-----------|------------|------------|------------|
| 1. ALLEN, Rachel-TSU          | 28        | 96         | 50         | 1.9        |
| 2. HARRIS, Jala-TTU           | 31        | 135        | 79         | 1.7        |
| 3. BUTLER, Heather-UTM        | 34        | 136        | 82         | 1.7        |
| 4. GRAY, Raechele-EKU         | 30        | 138        | 85         | 1.6        |
| 5. NIXON, Ta'Kenya-EIU        | 32        | 183        | 117        | 1.6        |
| 6. BROOKS, Katie-BEL          | 32        | 101        | 70         | 1.4        |
| 7. NEWSOME, Jasmine-UTM       | 34        | 186        | 134        | 1.4        |
| <b>8. HUNTER, Jordan-SEMO</b> | <b>29</b> | <b>115</b> | <b>110</b> | <b>1.0</b> |
| 9. JONES, Almesha-MOR         | 29        | 120        | 115        | 1.0        |
| 10. COLEMAN, Jordan-BEL       | 32        | 97         | 97         | 1.0        |

## MINUTES PLAYED

|                                | GP        | Min.       | Avg/G       |
|--------------------------------|-----------|------------|-------------|
| 1. BUTLER, Heather-UTM         | 34        | 1343       | 39.5        |
| 2. NEWSOME, Jasmine-UTM        | 34        | 1309       | 38.5        |
| 3. COLES, Brittany-EKU         | 30        | 1077       | 35.9        |
| 4. NIXON, Ta'Kenya-EIU         | 32        | 1079       | 33.7        |
| 5. BROOKS, Katie-BEL           | 32        | 1052       | 32.9        |
| 6. GRAY, Raechele-EKU          | 30        | 985        | 32.8        |
| 7. HESS, Kesi-TSU              | 28        | 915        | 32.7        |
| 8. ROBINSON, Mariah-MUR        | 29        | 938        | 32.3        |
| 9. ROBINSON, Terrice-MOR       | 30        | 969        | 32.3        |
| <b>10. HUNTER, Jordan-SEMO</b> | <b>29</b> | <b>935</b> | <b>32.2</b> |

2012-13 OVC Statistics (Overall)

## 2012-13 OVC Statistics (OVC Only)

| SCORING OFFENSE              | G         | Pts        | Avg/G       |
|------------------------------|-----------|------------|-------------|
| 1. UT Martin                 | 16        | 1213       | 75.8        |
| 2. Eastern Illinois          | 16        | 1152       | 72.0        |
| 3. Tennessee Tech            | 16        | 1104       | 69.0        |
| 4. Tennessee State           | 16        | 1090       | 68.1        |
| 5. SIUE                      | 16        | 1070       | 66.9        |
| 6. Murray State              | 16        | 1028       | 64.2        |
| 7. Belmont                   | 16        | 1001       | 62.6        |
| 8. Eastern Kentucky          | 16        | 1000       | 62.5        |
| 9. <b>Southeast Missouri</b> | <b>16</b> | <b>980</b> | <b>61.2</b> |
| 10. Morehead State           | 16        | 964        | 60.2        |
| 11. Jacksonville State       | 16        | 945        | 59.1        |
| Austin Peay                  | 16        | 945        | 59.1        |

| SCORING DEFENSE              | G         | Pts         | Avg/G       |
|------------------------------|-----------|-------------|-------------|
| 1. Belmont                   | 16        | 872         | 54.5        |
| 2. Eastern Kentucky          | 16        | 960         | 60.0        |
| 3. Tennessee Tech            | 16        | 989         | 61.8        |
| 4. Eastern Illinois          | 16        | 996         | 62.2        |
| 5. UT Martin                 | 16        | 1032        | 64.5        |
| 6. Murray State              | 16        | 1039        | 64.9        |
| 7. Tennessee State           | 16        | 1045        | 65.3        |
| 8. <b>Southeast Missouri</b> | <b>16</b> | <b>1053</b> | <b>65.8</b> |
| 9. SIUE                      | 16        | 1061        | 66.3        |
| 10. Morehead State           | 16        | 1111        | 69.4        |
| 11. Austin Peay              | 16        | 1142        | 71.4        |
| 12. Jacksonville State       | 16        | 1192        | 74.5        |

| SCORING MARGIN               | G         | Off.        | Def.        | +/-         |
|------------------------------|-----------|-------------|-------------|-------------|
| 1. UT Martin                 | 16        | 75.8        | 64.5        | +11.3       |
| 2. Eastern Illinois          | 16        | 72.0        | 62.2        | +9.8        |
| 3. Belmont                   | 16        | 62.6        | 54.5        | +8.1        |
| 4. Tennessee Tech            | 16        | 69.0        | 61.8        | +7.2        |
| 5. Tennessee State           | 16        | 68.1        | 65.3        | +2.8        |
| 6. Eastern Kentucky          | 16        | 62.5        | 60.0        | +2.5        |
| 7. SIUE                      | 16        | 66.9        | 66.3        | +0.6        |
| 8. Murray State              | 16        | 64.2        | 64.9        | -0.7        |
| 9. <b>Southeast Missouri</b> | <b>16</b> | <b>61.2</b> | <b>65.8</b> | <b>-4.6</b> |
| 10. Morehead State           | 16        | 60.2        | 69.4        | -9.2        |
| 11. Austin Peay              | 16        | 59.1        | 71.4        | -12.3       |
| 12. Jacksonville State       | 16        | 59.1        | 74.5        | -15.4       |

| FREE THROW%                  | G         | FTM        | FTA        | Pct         |
|------------------------------|-----------|------------|------------|-------------|
| 1. UT Martin                 | 16        | 201        | 256        | .785        |
| 2. Morehead State            | 16        | 172        | 223        | .771        |
| 3. <b>Southeast Missouri</b> | <b>16</b> | <b>165</b> | <b>217</b> | <b>.760</b> |
| 4. Belmont                   | 16        | 209        | 278        | .752        |
| 5. Eastern Illinois          | 16        | 221        | 302        | .732        |
| 6. Eastern Kentucky          | 16        | 205        | 284        | .722        |
| 7. Tennessee Tech            | 16        | 202        | 284        | .711        |
| 8. Murray State              | 16        | 211        | 302        | .699        |
| 9. Tennessee State           | 16        | 247        | 360        | .686        |
| 10. SIUE                     | 16        | 271        | 397        | .683        |
| 11. Jacksonville State       | 16        | 175        | 261        | .670        |
| 12. Austin Peay              | 16        | 134        | 216        | .620        |

| FIELD GOAL%                  | G         | FGM        | FGA        | Pct         |
|------------------------------|-----------|------------|------------|-------------|
| 1. Tennessee Tech            | 16        | 394        | 893        | .441        |
| 2. UT Martin                 | 16        | 427        | 991        | .431        |
| 3. Eastern Illinois          | 16        | 412        | 991        | .416        |
| 4. Morehead State            | 16        | 329        | 824        | .399        |
| 5. Belmont                   | 16        | 356        | 906        | .393        |
| 6. Tennessee State           | 16        | 382        | 989        | .386        |
| 7. Jacksonville State        | 16        | 355        | 924        | .384        |
| 8. <b>Southeast Missouri</b> | <b>16</b> | <b>360</b> | <b>941</b> | <b>.383</b> |
| 9. SIUE                      | 16        | 371        | 986        | .376        |
| 10. Eastern Kentucky         | 16        | 349        | 947        | .369        |
| 11. Austin Peay              | 16        | 367        | 1005       | .365        |
| 12. Murray State             | 16        | 350        | 967        | .362        |

| FIELD GOAL% DEF.             | G         | FGM        | FGA        | Pct         |
|------------------------------|-----------|------------|------------|-------------|
| 1. Belmont                   | 16        | 285        | 857        | .333        |
| 2. Eastern Kentucky          | 16        | 330        | 930        | .355        |
| 3. Eastern Illinois          | 16        | 375        | 1008       | .372        |
| 4. Murray State              | 16        | 384        | 1007       | .381        |
| 5. UT Martin                 | 16        | 381        | 988        | .386        |
| 6. <b>Southeast Missouri</b> | <b>16</b> | <b>369</b> | <b>947</b> | <b>.390</b> |
| 7. Tennessee Tech            | 16        | 363        | 916        | .396        |
| 8. Tennessee State           | 16        | 367        | 913        | .402        |
| 9. SIUE                      | 16        | 370        | 900        | .411        |
| 10. Austin Peay              | 16        | 400        | 961        | .416        |
| 11. Jacksonville State       | 16        | 420        | 1005       | .418        |
| 12. Morehead State           | 16        | 408        | 932        | .438        |

| 3-POINT FG%                   | G         | 3FGM      | 3FGA       | Pct         |
|-------------------------------|-----------|-----------|------------|-------------|
| 1. Tennessee Tech             | 16        | 114       | 267        | .427        |
| 2. UT Martin                  | 16        | 158       | 425        | .372        |
| 3. Eastern Kentucky           | 16        | 97        | 282        | .344        |
| 4. Tennessee State            | 16        | 79        | 231        | .342        |
| 5. Morehead State             | 16        | 134       | 392        | .342        |
| 6. Eastern Illinois           | 16        | 107       | 315        | .340        |
| 7. Murray State               | 16        | 117       | 381        | .307        |
| 8. Belmont                    | 16        | 80        | 261        | .307        |
| 9. Jacksonville State         | 16        | 60        | 207        | .290        |
| 10. <b>Southeast Missouri</b> | <b>16</b> | <b>95</b> | <b>329</b> | <b>.289</b> |
| 11. SIUE                      | 16        | 57        | 212        | .269        |
| 12. Austin Peay               | 16        | 77        | 301        | .256        |

| 3-POINT FG% DEF.             | G         | 3FGM      | 3FGA       | Pct         |
|------------------------------|-----------|-----------|------------|-------------|
| 1. <b>Southeast Missouri</b> | <b>16</b> | <b>78</b> | <b>279</b> | <b>.280</b> |
| 2. Murray State              | 16        | 83        | 286        | .290        |
| 3. Belmont                   | 16        | 70        | 239        | .293        |
| 4. Tennessee Tech            | 16        | 84        | 285        | .295        |
| 5. Eastern Kentucky          | 16        | 84        | 284        | .296        |
| 6. UT Martin                 | 16        | 111       | 366        | .303        |
| 7. Eastern Illinois          | 16        | 104       | 323        | .322        |
| 8. SIUE                      | 16        | 108       | 318        | .340        |
| 9. Austin Peay               | 16        | 130       | 381        | .341        |
| 10. Tennessee State          | 16        | 92        | 248        | .371        |
| 11. Jacksonville State       | 16        | 126       | 328        | .384        |
| 12. Morehead State           | 16        | 105       | 266        | .395        |

| REBOUNDING OFF.              | G         | Reb.       | Avg/G       |
|------------------------------|-----------|------------|-------------|
| 1. Eastern Illinois          | 16        | 715        | 44.7        |
| 2. SIUE                      | 16        | 709        | 44.3        |
| 3. Eastern Kentucky          | 16        | 678        | 42.4        |
| 4. Jacksonville State        | 16        | 642        | 40.1        |
| 5. Murray State              | 16        | 633        | 39.6        |
| 6. Tennessee State           | 16        | 630        | 39.4        |
| 7. Belmont                   | 16        | 619        | 38.7        |
| 8. <b>Southeast Missouri</b> | <b>16</b> | <b>603</b> | <b>37.7</b> |
| 9. UT Martin                 | 16        | 583        | 36.4        |
| 10. Austin Peay              | 16        | 581        | 36.3        |
| 11. Tennessee Tech           | 16        | 573        | 35.8        |
| 12. Morehead State           | 16        | 470        | 29.4        |

| REBOUNDING DEF.              | G         | Reb.       | Avg/G       |
|------------------------------|-----------|------------|-------------|
| 1. SIUE                      | 16        | 546        | 34.1        |
| 2. Tennessee Tech            | 16        | 567        | 35.4        |
| 3. Eastern Illinois          | 16        | 572        | 35.8        |
| 4. Eastern Kentucky          | 16        | 590        | 36.9        |
| Belmont                      | 16        | 590        | 36.9        |
| 6. Jacksonville State        | 16        | 620        | 38.8        |
| 7. <b>Southeast Missouri</b> | <b>16</b> | <b>625</b> | <b>39.1</b> |
| 8. Morehead State            | 16        | 632        | 39.5        |
| Tennessee State              | 16        | 632        | 39.5        |
| 10. UT Martin                | 16        | 658        | 41.1        |
| 11. Murray State             | 16        | 699        | 43.7        |
| 12. Austin Peay              | 16        | 705        | 44.1        |

| REBOUNDING MARGIN            | G         | Tm.         | Opp.        | +/-         |
|------------------------------|-----------|-------------|-------------|-------------|
| 1. SIUE                      | 16        | 44.3        | 34.1        | +10.2       |
| 2. Eastern Illinois          | 16        | 44.7        | 35.8        | +8.9        |
| 3. Eastern Kentucky          | 16        | 42.4        | 36.9        | +5.5        |
| 4. Belmont                   | 16        | 38.7        | 36.9        | +1.8        |
| 5. Jacksonville State        | 16        | 40.1        | 38.8        | +1.4        |
| 6. Tennessee Tech            | 16        | 35.8        | 35.4        | +0.4        |
| 7. Tennessee State           | 16        | 39.4        | 39.5        | -0.1        |
| 8. <b>Southeast Missouri</b> | <b>16</b> | <b>37.7</b> | <b>39.1</b> | <b>-1.4</b> |
| 9. Murray State              | 16        | 39.6        | 43.7        | -4.1        |
| 10. UT Martin                | 16        | 36.4        | 41.1        | -4.7        |
| 11. Austin Peay              | 16        | 36.3        | 44.1        | -7.8        |
| 12. Morehead State           | 16        | 29.4        | 39.5        | -10.1       |

| BLOCKED SHOTS                | G         | No.       | Avg/G      |
|------------------------------|-----------|-----------|------------|
| 1. UT Martin                 | 16        | 85        | 5.3        |
| 2. Eastern Kentucky          | 16        | 76        | 4.8        |
| 3. Eastern Illinois          | 16        | 69        | 4.3        |
| 4. Belmont                   | 16        | 67        | 4.2        |
| 5. Tennessee State           | 16        | 64        | 4.0        |
| 6. Murray State              | 16        | 54        | 3.4        |
| 7. SIUE                      | 16        | 47        | 2.9        |
| 8. Jacksonville State        | 16        | 45        | 2.8        |
| 9. <b>Southeast Missouri</b> | <b>16</b> | <b>43</b> | <b>2.7</b> |
| 10. Austin Peay              | 16        | 40        | 2.5        |
| 11. Tennessee Tech           | 16        | 37        | 2.3        |
| 12. Morehead State           | 16        | 33        | 2.1        |





# SOUTHEAST MISSOURI STATE UNIVERSITY

| ASSISTS                      | G  | No.        | Avg/G       |
|------------------------------|----|------------|-------------|
| 1. Eastern Illinois          | 16 | 264        | 16.5        |
| 2. <b>Southeast Missouri</b> | 16 | <b>258</b> | <b>16.1</b> |
| 3. UT Martin                 | 16 | 256        | 16.0        |
| 4. Tennessee Tech            | 16 | 211        | 13.2        |
| 5. SIUE                      | 16 | 203        | 12.7        |
| 6. Belmont                   | 16 | 201        | 12.6        |
| 7. Morehead State            | 16 | 198        | 12.4        |
| 8. Eastern Kentucky          | 16 | 196        | 12.3        |
| 9. Tennessee State           | 16 | 191        | 11.9        |
| Austin Peay                  | 16 | 191        | 11.9        |
| 11. Jacksonville State       | 16 | 190        | 11.9        |
| 12. Murray State             | 16 | 175        | 10.9        |

| STEALS                        | G  | No.       | Avg/G      |
|-------------------------------|----|-----------|------------|
| 1. Austin Peay                | 16 | 159       | 9.9        |
| 2. Tennessee State            | 16 | 158       | 9.9        |
| 3. UT Martin                  | 16 | 157       | 9.8        |
| 4. SIUE                       | 16 | 143       | 8.9        |
| 5. Eastern Kentucky           | 16 | 129       | 8.1        |
| 6. Eastern Illinois           | 16 | 120       | 7.5        |
| 7. Murray State               | 16 | 113       | 7.1        |
| 8. Tennessee Tech             | 16 | 103       | 6.4        |
| 9. Morehead State             | 16 | 100       | 6.3        |
| 10. Belmont                   | 16 | 99        | 6.2        |
| 11. <b>Southeast Missouri</b> | 16 | <b>92</b> | <b>5.8</b> |
| 12. Jacksonville State        | 16 | 80        | 5.0        |

| TURNOVER MARGIN               | G  | Tm.         | Opp.        | +/-          |
|-------------------------------|----|-------------|-------------|--------------|
| 1. UT Martin                  | 16 | 12.7        | 17.6        | +4.88        |
| 2. Tennessee State            | 16 | 14.9        | 18.4        | +3.44        |
| 3. Belmont                    | 16 | 13.0        | 15.1        | +2.06        |
| 4. Austin Peay                | 16 | 16.1        | 17.7        | +1.62        |
| 5. Tennessee Tech             | 16 | 13.6        | 14.6        | +1.00        |
| 6. SIUE                       | 16 | 15.4        | 15.8        | +0.38        |
| 7. Murray State               | 16 | 14.8        | 14.5        | -0.25        |
| 8. Eastern Illinois           | 16 | 14.9        | 14.4        | -0.50        |
| 9. Morehead State             | 16 | 14.8        | 13.1        | -1.62        |
| 10. Eastern Kentucky          | 16 | 17.3        | 15.4        | -1.94        |
| 11. <b>Southeast Missouri</b> | 16 | <b>15.8</b> | <b>13.7</b> | <b>-2.12</b> |
| 12. Jacksonville State        | 16 | 21.1        | 14.2        | -6.94        |

| ASSIST/TURNOVER              | G  | Ast.       | TO         | Ratio      |
|------------------------------|----|------------|------------|------------|
| 1. UT Martin                 | 16 | 256        | 203        | 1.3        |
| 2. Eastern Illinois          | 16 | 264        | 239        | 1.1        |
| 3. <b>Southeast Missouri</b> | 16 | <b>258</b> | <b>253</b> | <b>1.0</b> |
| 4. Tennessee Tech            | 16 | 211        | 218        | 1.0        |
| 5. Belmont                   | 16 | 201        | 208        | 1.0        |
| 6. Morehead State            | 16 | 198        | 236        | 0.8        |
| 7. SIUE                      | 16 | 203        | 246        | 0.8        |
| 8. Tennessee State           | 16 | 191        | 239        | 0.8        |
| 9. Austin Peay               | 16 | 191        | 257        | 0.7        |
| 10. Murray State             | 16 | 175        | 236        | 0.7        |
| 11. Eastern Kentucky         | 16 | 196        | 277        | 0.7        |
| 12. Jacksonville State       | 16 | 190        | 338        | 0.6        |

| OFF. REBOUNDS                | G  | No.        | Avg/G       |
|------------------------------|----|------------|-------------|
| 1. SIUE                      | 16 | 293        | 18.3        |
| 2. Tennessee State           | 16 | 243        | 15.2        |
| 3. Eastern Illinois          | 16 | 224        | 14.0        |
| Eastern Kentucky             | 16 | 224        | 14.0        |
| 5. Jacksonville State        | 16 | 215        | 13.4        |
| 6. Murray State              | 16 | 205        | 12.8        |
| 7. Austin Peay               | 16 | 190        | 11.9        |
| 8. <b>Southeast Missouri</b> | 16 | <b>175</b> | <b>10.9</b> |
| 9. Belmont                   | 16 | 173        | 10.8        |
| 10. UT Martin                | 16 | 168        | 10.5        |
| 11. Tennessee Tech           | 16 | 153        | 9.6         |
| 12. Morehead State           | 16 | 111        | 6.9         |

| DEF. REBOUNDS                | G  | No.        | Avg/G       |
|------------------------------|----|------------|-------------|
| 1. Eastern Illinois          | 16 | 491        | 30.7        |
| 2. Eastern Kentucky          | 16 | 454        | 28.4        |
| 3. Belmont                   | 16 | 446        | 27.9        |
| 4. <b>Southeast Missouri</b> | 16 | <b>428</b> | <b>26.8</b> |
| Murray State                 | 16 | 428        | 26.8        |
| 6. Jacksonville State        | 16 | 427        | 26.7        |
| 7. Tennessee Tech            | 16 | 420        | 26.3        |
| 8. SIUE                      | 16 | 416        | 26.0        |
| 9. UT Martin                 | 16 | 415        | 25.9        |
| 10. Austin Peay              | 16 | 391        | 24.4        |
| 11. Tennessee State          | 16 | 387        | 24.2        |
| 12. Morehead State           | 16 | 359        | 22.4        |

| DEF. REB%                    | G  | D-Reb      | O-Reb      | D-Reb%      |
|------------------------------|----|------------|------------|-------------|
| 1. Eastern Illinois          | 16 | 491        | 176        | .736        |
| 2. Belmont                   | 16 | 446        | 173        | .721        |
| 3. Eastern Kentucky          | 16 | 454        | 178        | .718        |
| 4. SIUE                      | 16 | 416        | 164        | .717        |
| 5. Tennessee Tech            | 16 | 420        | 174        | .707        |
| 6. <b>Southeast Missouri</b> | 16 | <b>428</b> | <b>189</b> | <b>.694</b> |
| 7. Jacksonville State        | 16 | 427        | 210        | .670        |
| 8. Tennessee State           | 16 | 387        | 209        | .649        |
| 9. Austin Peay               | 16 | 391        | 213        | .647        |
| 10. Murray State             | 16 | 428        | 238        | .643        |
| 11. UT Martin                | 16 | 415        | 235        | .638        |
| 12. Morehead State           | 16 | 359        | 215        | .625        |

| OFF. REB%                    | G  | O-Reb      | D-Reb      | O-Reb%      |
|------------------------------|----|------------|------------|-------------|
| 1. SIUE                      | 16 | 293        | 382        | .434        |
| 2. Tennessee State           | 16 | 243        | 423        | .365        |
| 3. Eastern Illinois          | 16 | 224        | 396        | .361        |
| 4. Eastern Kentucky          | 16 | 224        | 412        | .352        |
| 5. Jacksonville State        | 16 | 215        | 410        | .344        |
| 6. Murray State              | 16 | 205        | 461        | .308        |
| 7. Belmont                   | 16 | 173        | 417        | .293        |
| 8. <b>Southeast Missouri</b> | 16 | <b>175</b> | <b>436</b> | <b>.286</b> |
| 9. UT Martin                 | 16 | 168        | 423        | .284        |
| 10. Tennessee Tech           | 16 | 153        | 393        | .280        |
| 11. Austin Peay              | 16 | 190        | 492        | .279        |
| 12. Morehead State           | 16 | 111        | 417        | .210        |

| 3-POINT FG MADE              | G  | No.       | Avg/G      |
|------------------------------|----|-----------|------------|
| 1. UT Martin                 | 16 | 158       | 9.9        |
| 2. Morehead State            | 16 | 134       | 8.4        |
| 3. Murray State              | 16 | 117       | 7.3        |
| 4. Tennessee Tech            | 16 | 114       | 7.1        |
| 5. Eastern Illinois          | 16 | 107       | 6.7        |
| 6. Eastern Kentucky          | 16 | 97        | 6.1        |
| 7. <b>Southeast Missouri</b> | 16 | <b>95</b> | <b>5.9</b> |
| 8. Belmont                   | 16 | 80        | 5.0        |
| 9. Tennessee State           | 16 | 79        | 4.9        |
| 10. Austin Peay              | 16 | 77        | 4.8        |
| 11. Jacksonville State       | 16 | 60        | 3.8        |
| 12. SIUE                     | 16 | 57        | 3.6        |

2012-13 OVC Statistics (OVC Only)

**SCORING**

|                                 | GP        | Pts.       | Avg/G       |
|---------------------------------|-----------|------------|-------------|
| 1. NEWSOME, Jasmine-UTM         | 16        | 389        | 24.3        |
| 2. BUTLER, Heather-UTM          | 16        | 349        | 21.8        |
| 3. ROBINSON, Terrice-MOR        | 16        | 299        | 18.7        |
| 4. HENDERSON, Diamond-TTU       | 16        | 262        | 16.4        |
| 5. HESS,Kesi-TSU                | 16        | 260        | 16.3        |
| 6. NIXON, Ta'Kenya-EIU          | 16        | 258        | 16.1        |
| 7. BERRY, Raven-SIUE            | 16        | 254        | 15.9        |
| 8. ROBINSON, Mariah-MUR         | 16        | 253        | 15.8        |
| 9. SISK, Erika-MUR              | 16        | 235        | 14.7        |
| 10. BUSSABARGER, Meghan-APSU    | 16        | 234        | 14.6        |
| 11. HARRIS, Jala-TTU            | 16        | 231        | 14.4        |
| 12. KING, Mariah-EIU            | 16        | 230        | 14.4        |
| 13. HOPES,Simone-TSU            | 16        | 210        | 13.1        |
| 14. CARPENTER, Marie-EKU        | 16        | 208        | 13.0        |
| <b>15. ROBERTS, Bailie-SEMO</b> | <b>16</b> | <b>202</b> | <b>12.6</b> |
| 16. JONES, Almesha-MOR          | 15        | 188        | 12.5        |
| 17. AUSTIN, Tierny-SIUE         | 16        | 197        | 12.3        |
| 18. BROOKS, Katie-BEL           | 16        | 178        | 11.1        |
| 19. SHULER,Jasmin-TSU           | 16        | 177        | 11.1        |
| COLES, Brittany-EKU             | 16        | 177        | 11.1        |

**REBOUNDING**

|                               | GP        | Reb.       | Avg/G      |
|-------------------------------|-----------|------------|------------|
| 1. JONES, Alex-EKU            | 16        | 194        | 12.1       |
| 2. BERRY, Raven-SIUE          | 16        | 175        | 10.9       |
| 3. COLEMAN, Jordan-BEL        | 16        | 170        | 10.6       |
| 4. BRYANT, Rickiesha-UTM      | 16        | 160        | 10.0       |
| <b>5. MACK, Patricia-SEMO</b> | <b>16</b> | <b>140</b> | <b>8.8</b> |
| 6. WINFREY, Jessica-MUR       | 16        | 136        | 8.5        |
| 7. MITCHELL, Sydney-EIU       | 16        | 121        | 7.6        |
| 8. OROSZOVA, Sabina-EIU       | 16        | 120        | 7.5        |
| HERROD, Michaela-SIUE         | 16        | 120        | 7.5        |
| 10. AUSTIN, Tierny-SIUE       | 16        | 116        | 7.3        |
| HOPES,Simone-TSU              | 16        | 116        | 7.3        |

**FIELD GOAL PCT**

|                             | GP        | FG        | FGA        | Pct         |
|-----------------------------|-----------|-----------|------------|-------------|
| 1. BRYANT, Rickiesha-UTM    | 16        | 73        | 120        | .608        |
| 2. HENDERSON, Diamond-TTU   | 16        | 96        | 180        | .533        |
| 3. KING, Mariah-EIU         | 16        | 86        | 178        | .483        |
| 4. DAVIS, Lashay-TTU        | 16        | 48        | 101        | .475        |
| 5. NIXON, Ta'Kenya-EIU      | 16        | 95        | 205        | .463        |
| 6. BERRY, Raven-SIUE        | 16        | 88        | 192        | .458        |
| <b>7. WRIGHT, Kara-SEMO</b> | <b>16</b> | <b>61</b> | <b>134</b> | <b>.455</b> |
| 8. NEWSOME, Jasmine-UTM     | 16        | 129       | 287        | .449        |
| 9. HOPES,Simone-TSU         | 16        | 88        | 201        | .438        |
| 10. MITCHELL, Sydney-EIU    | 16        | 58        | 133        | .436        |

**ASSISTS**

|                               | GP        | No.       | Avg/G      |
|-------------------------------|-----------|-----------|------------|
| 1. NIXON, Ta'Kenya-EIU        | 16        | 101       | 6.3        |
| 2. NEWSOME, Jasmine-UTM       | 16        | 88        | 5.5        |
| 3. HARRIS, Jala-TTU           | 16        | 76        | 4.8        |
| 4. JONES, Almesha-MOR         | 15        | 71        | 4.7        |
| <b>5. HUNTER, Jordan-SEMO</b> | <b>16</b> | <b>73</b> | <b>4.6</b> |
| 6. GRAY, Raechele-EKU         | 16        | 72        | 4.5        |
| 7. ALLEN,Rachel-TSU           | 16        | 71        | 4.4        |
| 8. BUTLER, Heather-UTM        | 16        | 69        | 4.3        |
| 9. COLEMAN, Jordan-BEL        | 16        | 55        | 3.4        |
| 10. MARTINEZ, Leslie-APSU     | 15        | 44        | 2.9        |

**FREE THROW PCT**

|                               | GP        | FT        | FTA       | Pct         |
|-------------------------------|-----------|-----------|-----------|-------------|
| 1. CARPENTER, Marie-EKU       | 16        | 47        | 51        | .922        |
| <b>2. HUNTER, Jordan-SEMO</b> | <b>16</b> | <b>33</b> | <b>37</b> | <b>.892</b> |
| <b>HARRIEL, Brittany-SEMO</b> | <b>16</b> | <b>33</b> | <b>37</b> | <b>.892</b> |
| 4. CRUNK, Jordyne-EIU         | 16        | 32        | 36        | .889        |
| 5. NEWSOME, Jasmine-UTM       | 16        | 86        | 100       | .860        |
| 6. ROBINSON, Terrice-MOR      | 16        | 73        | 86        | .849        |
| 7. ROBINSON, Mariah-MUR       | 16        | 43        | 52        | .827        |
| 8. HESS,Kesi-TSU              | 16        | 41        | 50        | .820        |
| 9. BUTLER, Heather-UTM        | 16        | 72        | 89        | .809        |
| 10. HENDERSON, Diamond-TTU    | 16        | 57        | 72        | .792        |

**STEALS**

|                          | GP | No. | Avg/G |
|--------------------------|----|-----|-------|
| 1. NEWSOME, Jasmine-UTM  | 16 | 54  | 3.4   |
| 2. GRAY, Tiasha-APSU     | 15 | 37  | 2.5   |
| 3. NIXON, Ta'Kenya-EIU   | 16 | 38  | 2.4   |
| 4. GRAY, Raechele-EKU    | 16 | 33  | 2.1   |
| 5. MARTINEZ, Leslie-APSU | 15 | 30  | 2.0   |
| 6. SCHUBERT, Katie-UTM   | 16 | 31  | 1.9   |
| 7. JONES, Almesha-MOR    | 15 | 29  | 1.9   |
| 8. HESS,Kesi-TSU         | 16 | 30  | 1.9   |
| AUSTIN, Tierny-SIUE      | 16 | 30  | 1.9   |
| 10. ALLEN,Rachel-TSU     | 16 | 29  | 1.8   |

**3-POINT FG PCT**

|                          | GP | 3FG | 3FGA | Pct  |
|--------------------------|----|-----|------|------|
| 1. DAVIS, Lashay-TTU     | 16 | 35  | 72   | .486 |
| 2. TURNER, Allie-MOR     | 16 | 39  | 84   | .464 |
| 3. WENDT, Jessie-SIUE    | 15 | 16  | 35   | .457 |
| 4. COOK, Kellie-TTU      | 16 | 19  | 43   | .442 |
| 5. WYSS, Kelsey-EIU      | 16 | 29  | 67   | .433 |
| 6. HESS,Kesi-TSU         | 16 | 47  | 110  | .427 |
| 7. SCHUBERT, Katie-UTM   | 16 | 29  | 70   | .414 |
| 8. GARDLER, Marikate-JSU | 13 | 20  | 49   | .408 |
| 9. CARPENTER, Marie-EKU  | 16 | 35  | 86   | .407 |
| 10. HARRIS, Jala-TTU     | 16 | 25  | 63   | .397 |

**3-POINT FG MADE**

|                               | GP        | 3FG       | Avg/G      |
|-------------------------------|-----------|-----------|------------|
| 1. BUTLER, Heather-UTM        | 16        | 53        | 3.3        |
| 2. ROBINSON, Mariah-MUR       | 16        | 48        | 3.0        |
| 3. HESS,Kesi-TSU              | 16        | 47        | 2.9        |
| 4. NEWSOME, Jasmine-UTM       | 16        | 45        | 2.8        |
| 5. TURNER, Allie-MOR          | 16        | 39        | 2.4        |
| 6. ERNST, Molly-BEL           | 16        | 37        | 2.3        |
| 7. CARPENTER, Marie-EKU       | 16        | 35        | 2.2        |
| DAVIS, Lashay-TTU             | 16        | 35        | 2.2        |
| 9. ROBINSON, Terrice-MOR      | 16        | 32        | 2.0        |
| 10. JONES, Almesha-MOR        | 15        | 28        | 1.9        |
| <b>BRADSHAW, Allyson-SEMO</b> | <b>15</b> | <b>28</b> | <b>1.9</b> |

**BLOCKED SHOTS**

|                           | GP | No. | Avg/G |
|---------------------------|----|-----|-------|
| 1. BRYANT, Rickiesha-UTM  | 16 | 49  | 3.1   |
| 2. OROSZOVA, Sabina-EIU   | 16 | 36  | 2.3   |
| 3. DIRKS, Kelsey-MUR      | 16 | 26  | 1.6   |
| 4. COLEMAN, Jordan-BEL    | 16 | 23  | 1.4   |
| 5. GASTON,Destiney-TSU    | 16 | 22  | 1.4   |
| 6. COLES, Brittany-EKU    | 16 | 21  | 1.3   |
| 7. BERRY, Raven-SIUE      | 16 | 15  | 0.9   |
| 8. ALLEN, LaRa'e-EKU      | 14 | 12  | 0.9   |
| 9. ARLEDGE, Mackenzie-MOR | 16 | 13  | 0.8   |
| 10. VISBEEN, Alyssa-BEL   | 16 | 11  | 0.7   |
| RYANS, Casey-MOR          | 16 | 11  | 0.7   |

**ASSIST/TURNOVER**

|                               | GP        | Ast.      | TO        | Ratio      |
|-------------------------------|-----------|-----------|-----------|------------|
| 1. ALLEN,Rachel-TSU           | 16        | 71        | 28        | 2.5        |
| 2. BUTLER, Heather-UTM        | 16        | 69        | 35        | 2.0        |
| 3. GRAY, Raechele-EKU         | 16        | 72        | 39        | 1.8        |
| 4. HARRIS, Jala-TTU           | 16        | 76        | 42        | 1.8        |
| 5. NEWSOME, Jasmine-UTM       | 16        | 88        | 55        | 1.6        |
| 6. NIXON, Ta'Kenya-EIU        | 16        | 101       | 64        | 1.6        |
| 7. JONES, Almesha-MOR         | 15        | 71        | 56        | 1.3        |
| <b>8. HUNTER, Jordan-SEMO</b> | <b>16</b> | <b>73</b> | <b>62</b> | <b>1.2</b> |
| 9. COLEMAN, Jordan-BEL        | 16        | 55        | 47        | 1.2        |

**MINUTES PLAYED**

|                          | GP | Min. | Avg/G |
|--------------------------|----|------|-------|
| 1. BUTLER, Heather-UTM   | 16 | 619  | 38.7  |
| 2. NEWSOME, Jasmine-UTM  | 16 | 606  | 37.9  |
| 3. COLES, Brittany-EKU   | 16 | 594  | 37.1  |
| 4. ROBINSON, Terrice-MOR | 16 | 553  | 34.6  |
| 5. HESS,Kesi-TSU         | 16 | 552  | 34.5  |
| 6. SISK, Erika-MUR       | 16 | 545  | 34.1  |
| 7. NIXON, Ta'Kenya-EIU   | 16 | 542  | 33.9  |
| 8. JONES, Almesha-MOR    | 15 | 508  | 33.9  |
| 9. ROBINSON, Mariah-MUR  | 16 | 537  | 33.6  |
| BROOKS, Katie-BEL        | 16 | 537  | 33.6  |





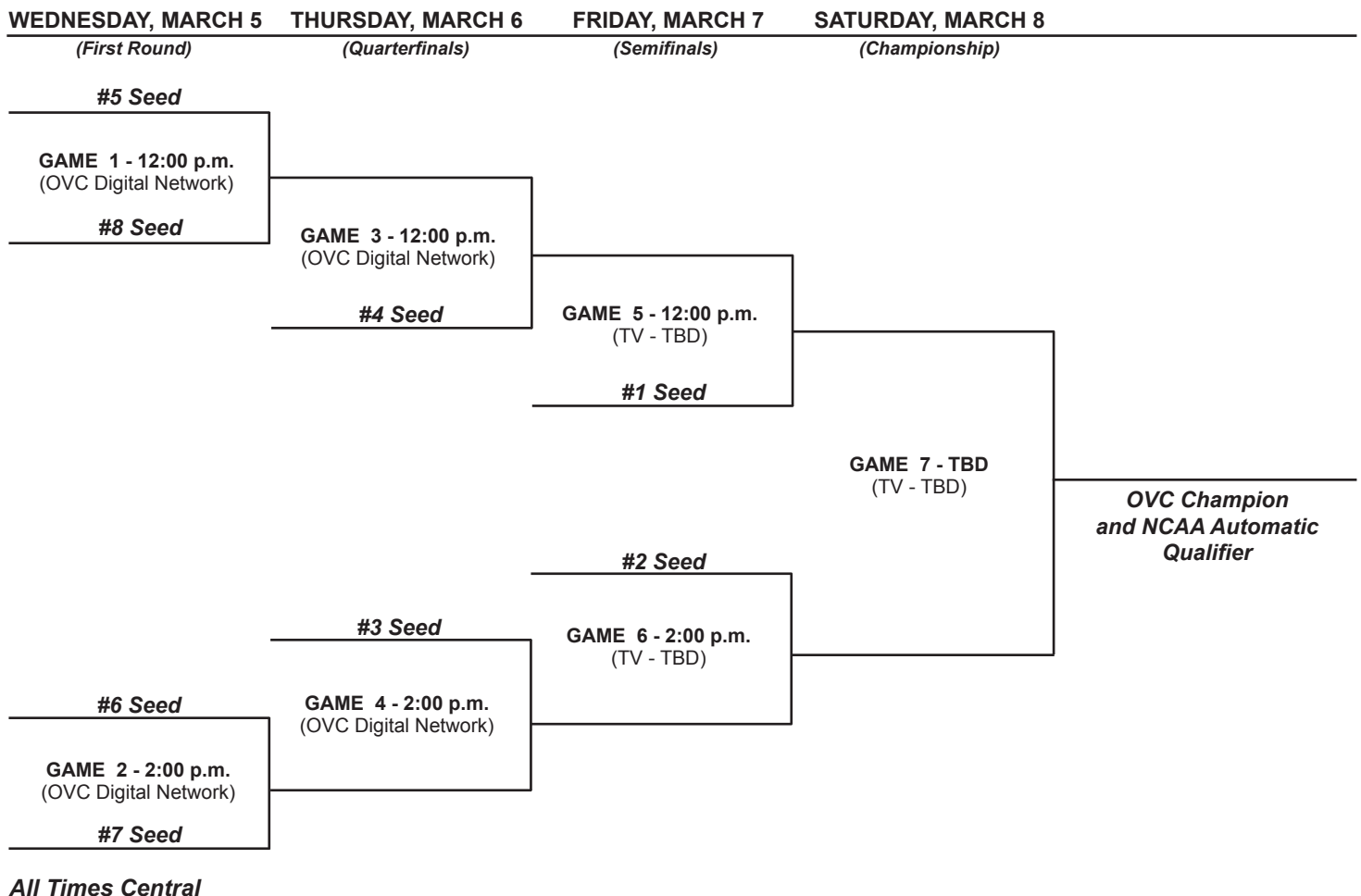
# SOUTHEAST MISSOURI STATE UNIVERSITY



## 2014 Ohio Valley Conference Basketball Championship March 5-8 Municipal Auditorium Nashville, Tennessee



### Women's Bracket



## 2014 OVC Tournament Bracket





# SOUTHEAST MISSOURI STATE UNIVERSITY



**THIS IS THE OVC**

## IN THIS SECTION . . .

- » Honors & Awards
- » Records
- » 1,000 Point Club
- » Yearly Records
- » Yearly Division I Statistics
- » All-Time Results
- » Postseason History
- » All-Time Letterwinners





# SOUTHEAST MISSOURI STATE UNIVERSITY

## OVC Player of the Year

1996 Gray C. Harris  
2005 Tatiana Conceicao

## All-OVC First Team

1992 Renee Rogliardi  
1994 Gray C. Harris  
1995 Gray C. Harris  
1996 Gray C. Harris  
2001 Lori Chase  
2005 Tatiana Conceicao  
2006 Tatiana Conceicao  
2007 Lachelle Lyles  
2008 Missy Whitney

## All-OVC Second Team

1993 Julie Meier  
1994 Julie Meier  
1998 Jamie Koester  
1999 Paula Corder-King  
2002 Lori Chase  
2003 Lori Chase  
2007 Missy Whitney  
2008 Tarina Nixon  
2009 Tarina Nixon

## All-OVC Honorable Mention

1997 Jamie Koester  
1997 Kim Palmer  
1999 Pam Iversen  
1999 Rusty Sowers  
2003 Carina Souza  
2003 Kenja White

## OVC Newcomer of the Year

2003 Kenja White  
2004 Sami Jo Cotton

## OVC All-Newcomer Team

1993 Julie Meier  
1993 Gray C. Harris  
1996 Sarah Miller  
1996 Zandra Moore  
1997 Sarah Frazier  
1999 Pam Iversen  
2000 Lori Chase  
2007 Missy Whitney  
2013 Kara Wright

## OVC Coach of the Year

1999 Ed Arzen  
2007 John Ishee

## OVC Tournament MVP

2006 Tatiana Conceicao  
2007 Sonya Daugherty

## OVC All-Tournament Team

2003 Lori Chase  
2003 Kenja White  
2005 Tatiana Conceicao  
2005 Natalie Purcell  
2006 Lachelle Lyles  
2007 Lachelle Lyles  
2007 Sonya Daugherty

## Academic All-District First Team

2008 Rachel Blunt  
2009 Rachel Blunt

## WBCA Academic Top-25

2012-13 (5th; 3.546 GPA)



*Tatiana Conceicao was a two-time First Team All-OVC selection, the 2005 OVC Player of the Year and 2006 OVC Tournament MVP*



*Sonya Daugherty was named the 2007 OVC Tournament MVP*



*Head Coach John Ishee was the 2007 OVC Coach of the Year*



*Rachel Blunt was a two-time CoSIDA/ESPN the Magazine Academic All-District First Team selection*

## Honors & Awards

## Honors & Awards

### NCAA South Regional MVP

1991 Renee Rogliardi

### MIAA MVP

1991 Jerri Wiley

### MIAA First Team

1983 Pat Colon  
1984 Pat Colon  
1984 Virginia Blissett  
1985 Virginia Blissett  
1986 Pat Colon  
1986 Virginia Blissett  
1987 Sandy Heitschmidt  
1988 Anne Cook  
1988 Michelle Horneker  
1989 Lisa Foster  
1990 Michelle Horneker  
1990 Jerri Wiley  
1991 Jerri Wiley  
1991 Sherry Mitchell  
1991 Renee Rogliardi

### MIAA Second Team

1983 Mary Herring  
1984 Mary Herring  
1985 Sandy Heitschmidt  
1986 Sandy Heitschmidt  
1987 Pat Colon  
1988 Lisa Foster  
1989 Sherry Mitchell  
1990 Sarita Wesley  
1991 Sarita Wesley

### MIAA Honorable Mention

1983 Karen Vaughn  
1983 Cindy Zadnick  
1984 Cindy Zadnick  
1986 Nina Meniffee  
1986 Stephanie Williams  
1987 Stephanie Williams  
1987 Sherri Shirrell  
1988 Sherry Mitchell  
1988 Vera Roberts  
1989 Sarita Wesley  
1989 Michelle Horneker  
1990 Sherry Mitchell  
1990 Renee Rogliardi  
1991 Anne Cate

### MIAA Newcomer Team

1990 Jerri Wiley

### MIAA Freshman Team

1991 Anne Cate

### MIAA Coach of the Year

1986 Ed Arnzen  
1987 Ed Arnzen  
1991 Ed Arnzen







# SOUTHEAST MISSOURI STATE UNIVERSITY

## POINTS

Game - 107 vs. Lyon College (11/23/04)  
Season - 2,750 (1990-91)

## FIELD GOALS MADE

Game - 48, vs. Missouri Baptist (12/8/87)  
Season - 1,109 (1990-91)

## FIELD GOALS ATTEMPTED

Game - 92, vs. Mankato State (12/2/88)  
Season - 2,391 (1990-91)

## FIELD GOAL PERCENTAGE

Game - .648  
Season - .495 (1983-84)

## THREE-POINTERS MADE

Game - 16, vs. Morehead State (1/11/03)  
Season - 227 (2004-05)

## THREE-POINTERS ATTEMPTED

Game - 34, vs. Quinnipiac (11/30/02)  
Season - 662 (2004-05)

## THREE-POINT FIELD GOAL PERCENTAGE

Game - 1.000 (3x), last vs. State Louis (12/30/92)  
Season - .384 (1992-93)

## FREE THROWS MADE

Game - 38, vs. Eastern Kentucky (1/2/99)  
Season - 525, (2000-01)

## FREE THROWS ATTEMPTED

Game - 54, vs. Eastern Kentucky (1/2/99)  
Season - 726, (1990-91)

## FREE THROW PERCENTAGE

Game - 1.000 (12x), last at Green Bay (12/10/10)  
Season - .759, (1981-82)

## REBOUNDS

Game - 64, vs. UT Martin (12/1/90)  
Season - 1,546, (1990-91)

## ASSISTS

Game - 32, vs. Tennessee State (1/14/04)  
Season - 650, (1990-91)

## STEALS

Game - 30, vs Oakland City (12/16/02)  
Season - 437, (1990-91)

## BLOCKED SHOTS

Game - 10 at Eastern Illinois (2/14/07)  
Season - 124, (2006-07)

## MISCELLANEOUS TEAM RECORDS

|                          |  |
|--------------------------|--|
| POINTS IN A GAME         | 107 vs. Lyon College (11/23/04)                    |
| POINTS IN A HALF         | 61 (three times), last vs. Lyon College (11/23/04) |
| POINTS BY BOTH TEAMS     | 196, vs. Christian Brothers (12/1/79)              |
| POINTS BY OPPONENT       | 113 by Union (1976)                                |
| POINTS IN LOSING EFFORT  | 93, vs. Christian Brothers (12/1/79)               |
| MOST GAMES PLAYED        | 35, (1990-91)                                      |
| MOST WINS                | 31, (1990-91)                                      |
| MOST LOSSES              | 22, (2011-12)                                      |
| FEWEST WINS              | 5, (1996-97)                                       |
| FEWEST LOSSES            | 4 (3 times), last in 1990-91                       |
| BEST W/L PERCENTAGE      | .885, (1990-91)                                    |
| MOST CONFERENCE WINS     | 17, (2007-08)                                      |
| MOST CONFERENCE LOSSES   | 15, (1996-97)                                      |
| FEWEST CONFERENCE WINS   | 3, (1996-97)                                       |
| FEWEST CONFERENCE LOSSES | 1 (3 times), last in 1987-88                       |
| BEST CONFERENCE W/L %    | .928 (twice), last in 1987-88                      |
| MOST CONSECUTIVE WINS    | 21, (1990-91)                                      |
| MOST CONSECUTIVE LOSSES  | 9, (2009-10)                                       |



The 1990-91 team holds 14 team records including most wins in a season (31)

## Team Records

## Individual Records

### POINTS

Game - 49, Gray C. Harris vs. Williams Baptist (2/26/96)  
Season - 713, Gray C. Harris (1995-96)  
Career - 2,176, Gray C. Harris (1992-96)

### SCORING AVERAGE

Season - 26.4, Gray C. Harris (1995-96)  
Career - 20.5, Gray C. Harris (1992-96)

### GAMES

Season - 35 (twice), last by Stephanie Holland (1990-91)  
Career - 123, Sherry Mitchell (1987-91)

### FIELD GOALS MADE

Game - 17, Gray C. Harris vs. Williams Baptist (2/26/96)  
Season - 255, Gray C. Harris (1995-96)  
Career - 875, Pat Colon (1982-87)

### FIELD GOALS ATTEMPTED

Game - 30, Gray C. Harris vs. UT Martin (2/8/96)  
Season - 544, Gray C. Harris (1995-96)  
Career - 1,649, Gray C. Harris (1992-96)

### FIELD GOAL PERCENTAGE

Career - .598, Pat Colon (1982-87)

### THREE-POINTERS MADE

Game - 9, Paula Corder-King vs. Eastern Kentucky (1/2/99)  
Season - 68, Julie Meier (1993-94)  
and Natalie Purcell (2005-06)  
Career - 174, Julie Meier (1991-95)

### THREE-POINTERS ATTEMPTED

Game - 16, Lisa Foster vs. SIU Edwardsville (1/25/88)  
Season - 204, Natalie Purcell (2005-06)



*Natalie Purcell shares the school record for most three-pointers made in a single season with 68 (2005-06).*

### FREE THROWS MADE

Game - 23, Lori Chase vs. Tennessee State (2/3/01)  
Season - 202, Gray C. Harris (1995-96)  
Career - 611, Gray C. Harris (1992-96)

### FREE THROWS ATTEMPTED

Game - 25, Lori Chase vs. Tennessee State (2/3/01)  
Season - 276, Gray C. Harris (1995-96)

### FREE THROW PERCENTAGE

Season - .941, Paula Corder-King (1999-00)  
Career - .938, Paula Corder-King (1998-00)

### REBOUNDS

Game - 32, Lachelle Lyles vs. Tennessee State (12/7/06)  
Season - 527, Lachelle Lyles (2006-07)  
Career - 1,003, Pat Colon (1982-87)

### REBOUNDING AVERAGE

Season - 17.0, Lachelle Lyles (2006-07)

### ASSISTS

Game - 18, Sandy Kearbey vs. UMSL (1/21/81)  
Season - 232, Sherry Mitchell (1990-91)  
Career - 639, Sherry Mitchell (1987-91)

### STEALS

Game - 10, Mary Herring vs. Stetson (11/27/82)  
Season - 114, Sherry Mitchell (1988-89)  
Career - 335, Sherry Mitchell (1987-91)

### BLOCKED SHOTS

Game - 6 (four times), last by Missy Whitney at EIU (2/14/07)  
Season - 49, Chandra Brown (2004-05)  
Career - 115 (tied), Vera Roberts (1986-90) & Pam Iversen (1998-02)



*Lachelle Lyles set the school's and OVC's single season rebounding record during the 2006-07 season when she led the nation with 17.0 rebounds per game.*





# SOUTHEAST MISSOURI STATE UNIVERSITY

## POINTS

|     |                                 |     |
|-----|---------------------------------|-----|
| 1.  | Gray C. Harris, 1995-96.....    | 713 |
| 2.  | Gray C. Harris, 1994-95.....    | 630 |
| 3.  | Tatiana Conceicao, 2005-06..... | 601 |
| 4.  | Pat Colon, 1985-86.....         | 586 |
| 5.  | Virginia Blissett, 1985-86..... | 563 |
| 6.  | Pat Colon, 1983-84.....         | 550 |
| 7.  | Jerri Wiley, 1990-91.....       | 540 |
| 8.  | Tatiana Conceicao, 2004-05..... | 527 |
| 9.  | Gray C. Harris, 1993-94.....    | 491 |
| 10. | Jerri Wiley, 1989-90.....       | 485 |

## FIELD GOAL PERCENTAGE (min. 75 made)

|     |                              |                    |
|-----|------------------------------|--------------------|
| 1.  | Pat Colon, 1985-86.....      | 62.7% (249-of-397) |
| 2.  | Pat Colon, 1983-84.....      | 61.4% (239-of-389) |
| 3.  | Pam Iversen, 2000-01.....    | 60.2% (100-of-166) |
| 4.  | Pat Colon, 1986-87.....      | 59.8% (205-of-343) |
| 5.  | Anne Crowley, 1982-83.....   | 57.0% (57-of-100)  |
| 6.  | Anne Cook, 1987-88.....      | 56.8% (159-of-280) |
| 7.  | Jerri Wiley, 1989-90.....    | 55.6% (190-of-342) |
| 8.  | Jerri Wiley, 1990-91.....    | 55.0% (210-of-382) |
| 9.  | Pat Colon, 1982-83.....      | 54.7% (182-of-333) |
| 10. | Lachelle Lyles, 2005-06..... | 54.4% (56-of-103)  |

## 3-POINT FIELD GOAL PERCENTAGE (min. 30 made)

|     |                                 |                   |
|-----|---------------------------------|-------------------|
| 1.  | Julie Meier, 1993-94.....       | 46.3% (68-of-147) |
| 2.  | Kristy Roherty, 1999-00.....    | 46.2% (42-of-91)  |
| 3.  | Julie Meier, 1992-93.....       | 45.6% (52-of-114) |
| 4.  | Julie Meier, 1994-95.....       | 44.1% (49-of-111) |
| 5.  | Paula Corder-King, 1998-99..... | 43.1% (56-of-130) |
| 6.  | Tarina Nixon, 2006-07.....      | 40.9% (56-of-137) |
| 7.  | Tarina Nixon, 2005-06.....      | 40.5% (30-of-74)  |
| 8.  | Sami Jo Cotton, 2003-04.....    | 39.5% (64-of-162) |
| 9.  | Brandi Russia, 2004-05.....     | 38.9% (51-of-131) |
| 10. | Paula Corder-King, 1999-00..... | 38.1% (59-of-155) |

## FREE THROW PERCENTAGE (min. 50 made)

|     |                                    |                         |
|-----|------------------------------------|-------------------------|
| 1.  | Paula Corder-King, 1998-99.....    | 94.1% (111-of-118)      |
| 2.  | Paula Corder-King, 1999-00.....    | 93.2% (69-of-74)        |
| 3.  | Pam Iversen, 1998-99.....          | 89.5% (68-of-76)        |
| 4.  | Jasmine Davis, 2009-10.....        | 87.7% (57-of-65)        |
| 5.  | Anne Cooke, 1987-88.....           | 87.5% (70-of-80)        |
| 6.  | Lori Chase, 2000-01.....           | 85.0% (181-of-213)      |
| 7.  | Yashika Sidbury, 2002-03.....      | 84.7% (50-of-59)        |
| 8.  | <b>Jordan Hunter, 2012-13.....</b> | <b>83.3% (60-of-72)</b> |
| 9.  | Lori Chase, 1999-00.....           | 82.6% (95-of-115)       |
| 10. | Sandy Heitschmidt, 1986-87.....    | 81.1% (73-of-90)        |

## REBOUNDS

|     |                                    |            |
|-----|------------------------------------|------------|
| 1.  | Lachelle Lyles, 2006-07.....       | 527        |
| 2.  | Jerri Wiley, 1990-91.....          | 328        |
| 3.  | Gray C. Harris, 1993-94.....       | 290        |
| 4.  | Pat Colon, 1985-86.....            | 289        |
| 5.  | Jerri Wiley, 1989-90.....          | 281        |
| 6.  | Pat Colon, 1983-84.....            | 277        |
| 7.  | <b>Patricia Mack, 2012-13.....</b> | <b>270</b> |
| 8.  | Mary Waters, 1981-82.....          | 255        |
| 9.  | Missy Whitney, 2006-07.....        | 249        |
| 10. | Virginia Blissett, 1985-86.....    | 246        |
|     | Virginia Blissett, 1984-85.....    | 246        |

## ASSISTS

|     |                                  |     |
|-----|----------------------------------|-----|
| 1.  | Sherry Mitchell, 1990-91.....    | 232 |
| 2.  | Mary Herring, 1982-83.....       | 226 |
| 3.  | Mary Herring, 1983-84.....       | 213 |
| 4.  | Sherry Mitchell, 1989-90.....    | 156 |
| 5.  | Stephanie Williams, 1986-87..... | 151 |
| 6.  | Sara Costello, 2003-04.....      | 144 |
| 7.  | Sandy Heitschmidt, 1986-87.....  | 141 |
| 8.  | Sandy Heitschmidt, 1985-86.....  | 139 |
| 9.  | Dawn Massani, 1995-96.....       | 132 |
| 10. | Stephanie Williams, 1985-86..... | 126 |

## BLOCKS

|     |                                |    |
|-----|--------------------------------|----|
| 1.  | Chandra Brown, 2004-05.....    | 49 |
| 2.  | Vera Roberts, 1987-88.....     | 46 |
|     | Pam Iversen 2001-02.....       | 46 |
| 4.  | Missy Whitney, 2006-07.....    | 45 |
| 5.  | Missy Whitney, 2007-08.....    | 40 |
| 6.  | Allison Iversen, 1999-00.....  | 39 |
| 7.  | Courtney Shiffer, 2010-11..... | 36 |
| 8.  | Jamie Koester, 1997-98.....    | 35 |
|     | Kim Palmer, 1995-96.....       | 35 |
| 10. | Pam Iversen, 1998-99.....      | 33 |
|     | Kim Palmer, 1996-97.....       | 33 |
|     | Lachelle Lyles, 2006-07.....   | 33 |

## 3-POINT FIELD GOALS MADE

|     |                                 |    |
|-----|---------------------------------|----|
| 1.  | Natalie Purcell, 2005-06.....   | 68 |
|     | Julie Meier, 1993-94.....       | 68 |
| 3.  | Sammi Jo Cotton, 2003-04.....   | 67 |
| 4.  | Rusty Sowers, 1997-98.....      | 59 |
|     | Paula Corder-King, 1999-00..... | 59 |
| 6.  | Paula Corder-King, 1998-99..... | 56 |
|     | Julie Meier, 1994-95.....       | 56 |
|     | Tarina Nixon, 2006-07.....      | 56 |
| 9.  | Julie Meier, 1992-93.....       | 52 |
| 10. | Yashika Sidbury, 2002-03.....   | 51 |
|     | Rusty Sowers, 1997-98.....      | 51 |

## STEALS

|    |                                      |     |
|----|--------------------------------------|-----|
| 1. | Sherry Mitchell, 1988-89.....        | 114 |
| 2. | Sherry Mitchell, 1990-91.....        | 95  |
| 3. | Sherry Mitchell, 1989-90.....        | 81  |
| 4. | Tammy Page, 1978-79.....             | 77  |
| 5. | Sherre Simmons, 1981-82.....         | 75  |
| 6. | Mary Herring, 1983-84.....           | 74  |
| 7. | Tatiana Conceicao, 2004-05.....      | 73  |
| 8. | Selina Madison, 1978-79.....         | 69  |
|    | Jerri Wiley, 1990-91.....            | 69  |
|    | Gray C. Harris, 1994-95/1995-96..... | 69  |
|    | Sarah Costello, 2002-03.....         | 69  |

Single-Season Top 10

## Career Top 10

### POINTS

|     |                                  |       |
|-----|----------------------------------|-------|
| 1.  | Gray C. Harris, 1992-96 .....    | 2,176 |
| 2.  | Pat Colon, 1982-87 .....         | 2,034 |
| 3.  | Lori Chase, 1999-03 .....        | 1,501 |
| 4.  | Virginia Blissett, 1983-86 ..... | 1,463 |
| 5.  | Sherry Mitchell, 1987-91 .....   | 1,398 |
| 6.  | Sandy Heitschmidt, 1983-87 ..... | 1,372 |
| 7.  | Renee Rogliardi, 1987-92 .....   | 1,371 |
| 8.  | Cindy Zadnick, 1981-85 .....     | 1,298 |
| 9.  | Michelle Horneker, 1986-90 ..... | 1,290 |
| 10. | Sonya Daugherty, 2005-09 .....   | 1,170 |

### 3-POINT FIELD GOALS MADE

|     |   |           |
|-----|---|-----------|
| 1.  | Julie Meier, 1991-95 .....                  | 174       |
| 2.  | Tarina Nixon, 2005-09 .....                 | 169       |
| 3.  | Natalie Purcell, 2004-06 .....              | 123       |
| 4.  | Paula Corder-King, 1998-2000 .....          | 115       |
| 5.  | Rusty Sowers, 1997-99 .....                 | 110       |
| 6.  | Yashika Sidbury, 2002-04 .....              | 93        |
| 7.  | Sonya Daugherty, 2005-09 .....              | 90        |
| 8.  | Anne Cate, 1990-95 .....                    | 82        |
|     | <b>Allyson Bradshaw, 2011-Present .....</b> | <b>82</b> |
| 10. | Bailie Roberts, 2009-13 .....               | 80        |

### REBOUNDS

|    |                                  |       |
|----|----------------------------------|-------|
| 1. | Pat Colon, 1982-87 .....         | 1,003 |
| 2. | Gray C. Harris, 1992-96 .....    | 872   |
| 3. | Pam Iversen 1998-02 .....        | 770   |
| 4. | Renee Rogliardi, 1987-92 .....   | 766   |
| 5. | Lachelle Lyles, 2005-07 .....    | 726   |
| 6. | Sandy Heitschmidt, 1983-87 ..... | 721   |
| 7. | Vera Roberts, 1986-90 .....      | 719   |
| 8. | Kim Palmer, 1993-98 .....        | 676   |
| 9. | Virginia Blissett, 1983-86 ..... | 667   |
|    | Sherry Mitchell, 1987-91 .....   | 667   |

### ASSISTS


|     |                                  |     |
|-----|----------------------------------|-----|
| 1.  | Sherry Mitchell, 1987-91 .....   | 639 |
| 2.  | Sandy Heitschmidt, 1983-87 ..... | 470 |
| 3.  | Cindy Zadnick, 1981-85 .....     | 357 |
|     | Sarita Wesley, 1987-91 .....     | 357 |
| 5.  | Tonia Harris, 1992-95 .....      | 338 |
| 6.  | Dawn Massani, 1993-97 .....      | 325 |
| 7.  | Julie Meier, 1991-95 .....       | 297 |
| 8.  | Tarina Nixon, 2005-09 .....      | 293 |
| 9.  | Moneik Campbell, 1996-00 .....   | 290 |
| 10. | LaShelle Porter, 1998-03 .....   | 274 |

### BLOCKS


|     |                                 |     |
|-----|---------------------------------|-----|
| 1.  | Vera Roberts, 1986-90 .....     | 115 |
|     | Pam Iversen, 1998-02 .....      | 115 |
| 3.  | Renee Rogliardi, 1987-92 .....  | 108 |
| 4.  | Kim Palmer, 1993-98 .....       | 96  |
| 5.  | Missy Whitney, 2006-08 .....    | 85  |
| 6.  | Chandra Brown, 2003-05 .....    | 75  |
| 7.  | Courtney Shiffer, 2010-13 ..... | 73  |
| 8.  | Allison Iversen, 1998-00 .....  | 70  |
| 9.  | Jamie Koester, 1996-98 .....    | 64  |
| 10. | Pat Colon, 1982-87 .....        | 56  |

### STEALS

|     |                                  |     |
|-----|----------------------------------|-----|
| 1.  | Sherry Mitchell, 1987-91 .....   | 335 |
| 2.  | Gray C. Harris, 1992-96 .....    | 260 |
| 3.  | LaShelle Porter, 1999-02 .....   | 203 |
| 4.  | Sandy Heitschmidt, 1983-87 ..... | 188 |
| 5.  | Tarina Nixon, 2005-09 .....      | 176 |
| 6.  | Mary Herring, 1982-84 .....      | 163 |
| 7.  | Moneik Campbell, 1996-99 .....   | 159 |
| 8.  | Sarita Wesley, 1988-91 .....     | 147 |
| 9.  | Sonya Daugherty, 2005-09 .....   | 144 |
| 10. | Sherre Simmons, 1980-83 .....    | 141 |




Pat Colon is the only Southeast player to record over 1,000 career rebounds



Julie Meier holds the school record for career and single-season three-pointers



Tarina Nixon ranks second in career three pointers, fifth in career steals and eighth in career assists



Pam Iversen shares the career blocked shots record with Vera Roberts





# SOUTHEAST MISSOURI STATE UNIVERSITY

## 1,000 Point Scorers (All-Time)

|                            |       |
|----------------------------|-------|
| Gray C. Harris, 1992-96    | 2,176 |
| Pat Colon, 1982-87         | 2,034 |
| Lori Chase, 1999-03        | 1,501 |
| Virginia Blissett, 1983-86 | 1,463 |
| Sherry Mitchell, 1987-91   | 1,398 |
| Sandy Heitschmidt, 1983-87 | 1,372 |
| Renee Rogliardi, 1987-92   | 1,371 |
| Cindy Zadnick, 1981-85     | 1,298 |
| Michelle Horneker, 1986-90 | 1,290 |
| Sonya Daugherty, 2005-09   | 1,170 |
| Pam Iversen, 1998-02       | 1,158 |
| Tarina Nixon, 2005-09      | 1,150 |
| Karen Vaughn, 1979-83      | 1,073 |
| Tatiana Conceicao, 2004-06 | 1,073 |
| Sarita Wesley, 1987-91     | 1,029 |
| Jerri Wiley, 1989-91       | 1,025 |


## 1,000 Point Scorers (Division I Era)

|                            |       |
|----------------------------|-------|
| Gray C. Harris, 1992-96    | 2,176 |
| Lori Chase, 1999-03        | 1,501 |
| Renee Rogliardi, 1987-92*  | 1,371 |
| Sonya Daugherty, 2005-09   | 1,170 |
| Pam Iversen, 1998-02       | 1,158 |
| Tarina Nixon, 2005-09      | 1,150 |
| Tatiana Conceicao, 2004-06 | 1,073 |

\*Scored 923 points during Southeast's Division II days. Scored 448 in lone DI season.



Gray C. Harris tallied 2,176 points at Southeast, the only player to score over 2,000 career points in the Division I era.



Lori Chase scored 1,501 career points, second most in Southeast's Division I era.



Tatiana Conceicao scored 1,073 points in only two seasons at Southeast.

## 1,000 Point Club

## Yearly Records

| Year     | Head Coach      | Record             | Conf. Record                     | Conf. Tournament | Postseason     |
|----------|-----------------|--------------------|----------------------------------|------------------|----------------|
| 1975-76  | Donna Enslow    | 0-10               | -                                | -                | -              |
| 1976-77  | Amy Spence      | 2-18               | -                                | -                | -              |
| 1977-78  | Amy Spence      | 6-20               | -                                | -                | -              |
| 1978-79  | Amy Spence      | 11-15              | -                                | -                | -              |
| 1979-80  | Amy Spence      | 8-16               | -                                | -                | -              |
| 1980-81  | Angela Beck     | 9-15               | -                                | -                | -              |
| 1981-82  | Angela Beck     | 23-11              | -                                | -                | -              |
| 1982-83  | Angela Beck     | 21-8               | 10-2 MIAA/2nd                    | 1st Round        | NCAA 2nd Round |
| 1983-84  | Ed Arnzen       | 23-6               | <b>10-2 MIAA/t-1st</b>           | Finals           | NCAA 2nd Round |
| 1984-85  | Ed Arnzen       | 18-10              | 7-5 MIAA/3rd                     | Finals           | NCAA 2nd Round |
| 1985-86  | Ed Arnzen       | 25-6               | <b>11-1 MIAA/t-1st</b>           | Finals           | NCAA 2nd Round |
| 1986-87  | Ed Arnzen       | 26-4               | <b>13-1 MIAA/1st</b>             | <b>Champions</b> | NCAA 1st Round |
| 1987-88  | Ed Arnzen       | 26-4               | <b>13-1 MIAA/t-1st</b>           | Finals           | NCAA 1st Round |
| 1988-89  | Ed Arnzen       | 23-7               | 12-2 MIAA/2nd                    | Finals           | NCAA 1st Round |
| 1989-90  | Ed Arnzen       | 24-6               | <b>14-2 MIAA/t-1st/1st South</b> | Finals           | NCAA 1st Round |
| 1990-91  | Ed Arnzen       | 31-4               | 14-2 MIAA/2nd                    | <b>Champions</b> | NCAA Finals    |
| 1991-92  | Ed Arnzen       | 16-12              | 7-7 OVC/4th                      | 1st Round        | -              |
| 1992-93  | Ed Arnzen       | 13-13              | 8-8 OVC/t-5th                    | Did not qualify  | 2nd NIT        |
| 1993-94  | Ed Arnzen       | 16-11              | 9-7 OVC/5th                      | 1st Round        | 5th NIT        |
| 1994-95  | Ed Arnzen       | 12-15              | 4-12 OVC/7th                     | 1st Round        | 3rd NIT        |
| 1995-96  | Ed Arnzen       | 14-13              | 9-7 OVC/3rd                      | 1st Round        | 3rd NIT        |
| 1996-97  | Ed Arnzen       | 5-21               | 3-15 OVC/10th                    | Did not qualify  | 2nd NIT        |
| 1997-98  | Ed Arnzen       | 8-19               | 5-13 OVC/8th                     | 1st Round        | -              |
| 1998-99  | Ed Arnzen       | 19-9               | 13-5 OVC/4th                     | Semifinals       | -              |
| 1999-00  | Ed Arnzen       | 12-16 <sup>^</sup> | 7-11 OVC/7th                     | 1st Round        | -              |
| 2000-01  | Ed Arnzen       | 14-13              | 9-7 OVC/4th                      | 1st Round        | -              |
| 2001-02  | Ed Arnzen       | 16-12              | 8-8 OVC/5th                      | 1st Round        | -              |
| 2002-03  | BJ Smith        | 19-11              | 11-5 OVC/2nd                     | Semifinals       | -              |
| 2003-04  | BJ Smith        | 16-13              | 10-6 OVC/4th                     | Semifinals       | -              |
| 2004-05  | BJ Smith        | 0-8*               | 0-2 OVC*                         | N/A*             | -              |
| 2005-06  | BJ Smith        | 0-9*               | 0-4 OVC*                         | N/A*             | -              |
| 2006-07  | Josh Ishee      | 24-8               | <b>16-4 OVC/1st</b>              | <b>Champions</b> | NCAA 1st Round |
| 2007-08  | Josh Ishee      | 23-9               | <b>17-3 OVC/1st</b>              | Finals           | WNIT 1st Round |
| 2008-09  | Josh Ishee      | 15-15              | 10-8 OVC/t-5th                   | 1st Round        | -              |
| 2009-10  | Josh Ishee      | 7-21               | 4-14 OVC/10th                    | Did not qualify  | -              |
| 2010-11  | Josh Ishee      | 8-21               | 4-14 OVC/9th                     | Did not qualify  | -              |
| 2011-12  | Ty Margenthaler | 7-22               | 4-12 OVC/10th                    | Did not qualify  | -              |
| 2012-13  | Ty Margenthaler | 11-18              | 5-11 OVC/t-9th/5th West          | Did not qualify  | -              |
| 38 years | 7 Head Coaches  | 585-362-1          | -                                |                  |                |

### ALL-TIME COACHING RECORDS

| Head Coach      | Record               | Years |
|-----------------|----------------------|-------|
| Donna Enslow    | 0-10                 | 1     |
| Amy Spence      | 27-69                | 4     |
| Angela Beck     | 53-34                | 3     |
| Ed Arnzen       | 340-202 (144-155 DI) | 19    |
| BJ Smith        | 35-41*               | 4     |
| John Ishee      | 77-74                | 5     |
| Ty Margenthaler | 18-40                | 2     |

### History Notes:

*Southeast moved to Division I prior to the 1991-92 season.*

<sup>^</sup> = One win came via opponent forfeit. Southeast picked up the win as a team, but Ed Arnzen's coaching record was 11-17 that season.

\* = All wins in the 2004-05 and 2005-06 seasons were vacated due to NCAA sanctions. Southeast vacated OVC Tournament title and NCAA Tournament appearance in the 2005-06 season.

Records unavailable prior to 1975-76 season.





# SOUTHEAST MISSOURI STATE UNIVERSITY

## Southeast

| Year    | G         | Min         | fg-fga           | pct         | 3fg-3fga       | pct         | ft-fa          | pct         | Rebounding     |             |             | pf-fo         | ast        | to         | blk        | stl        | pts         | avg         |
|---------|-----------|-------------|------------------|-------------|----------------|-------------|----------------|-------------|----------------|-------------|-------------|---------------|------------|------------|------------|------------|-------------|-------------|
|         |           |             |                  |             |                |             |                |             | off-def        | tot         | avg         |               |            |            |            |            |             |             |
| 1991-92 | 28        | 5600        | 762-1847         | .413        | 18-84          | .214        | 339-503        | .674        | 492-709        | 1201        | 42.9        | 498-7         | 425        | 453        | 94         | 254        | 1881        | 67.2        |
| 1992-93 | 26        | 5200        | 689-1702         | .405        | 68-177         | <b>.384</b> | 307-431        | .712        | 422-598        | 1020        | 39.2        | 483-9         | 389        | 395        | 51         | 299        | 1753        | 67.4        |
| 1993-94 | 27        | 5400        | 704-1675         | .420        | 96-266         | .361        | 425-643        | .661        | 445-680        | 1125        | 41.7        | 485-8         | 348        | 421        | 27         | 234        | 1929        | 71.4        |
| 1994-95 | 27        | 5650        | 696-1667         | .418        | 113-317        | .356        | 358-538        | .665        | 378-645        | 1023        | 37.9        | 498-12        | 417        | 462        | 48         | 256        | 1863        | 69.0        |
| 1995-96 | 27        | 5400        | 709-1653         | .429        | 80-258         | .310        | 457-684        | .688        | 360-689        | 1049        | 38.9        | 486-11        | 408        | 482        | 70         | 228        | 1955        | 72.4        |
| 1996-97 | 26        | 5225        | 580-1486         | .390        | 104-367        | .283        | 301-471        | .639        | 325-635        | 960         | 36.9        | 489-13        | 361        | 508        | 102        | 197        | 1565        | 60.2        |
| 1997-98 | 27        | 5550        | 598-1490         | .401        | 119-386        | .308        | 413-652        | .633        | 348-661        | 1009        | 37.4        | 501-7         | 362        | 561        | 66         | 231        | 1728        | 64.0        |
| 1998-99 | 28        | 5650        | 726-1652         | .439        | 164-468        | .350        | 470-620        | <b>.758</b> | 342-730        | 1072        | 38.3        | 516-6         | 437        | 500        | 90         | 228        | 2086        | 74.5        |
| 1999-00 | 28        | 5675        | 681-1573         | .433        | 145-394        | .368        | 461-632        | .729        | 349-672        | 1021        | 36.5        | 452-7         | 400        | 551        | 95         | 227        | 1968        | 70.3        |
| 2000-01 | 27        | 5450        | 674-1581         | .426        | 99-308         | .321        | <b>525-712</b> | .737        | 371-644        | 1015        | 37.6        | 458-12        | 351        | 503        | 71         | 256        | 1972        | 73.0        |
| 2001-02 | 28        | 5650        | 753-1620         | <b>.465</b> | 111-308        | .360        | 420-573        | .733        | 332-713        | 1045        | 37.3        | 424-4         | 425        | 512        | 83         | 242        | 2037        | 72.8        |
| 2002-03 | 30        | 6075        | <b>800</b> -1818 | .440        | 193-628        | .307        | 478-661        | .723        | 375-736        | 1111        | 37.0        | 610-13        | 473        | <b>613</b> | 39         | 339        | <b>2271</b> | <b>75.7</b> |
| 2003-04 | 29        | 5850        | 722-1744         | .414        | 202-642        | .315        | 424-595        | .713        | 350-705        | 1055        | 36.4        | 614-16        | 444        | 517        | 56         | 310        | 2070        | 71.4        |
| 2004-05 | 30        | 6075        | 792-1820         | .435        | <b>227-662</b> | .343        | 403-505        | .665        | 373-754        | 1127        | 37.6        | <b>630-18</b> | <b>484</b> | 545        | 99         | <b>346</b> | 2214        | 73.8        |
| 2005-06 | 31        | 6300        | 782-1835         | .426        | 209-646        | .324        | 428-639        | .670        | 416-806        | 1222        | 39.4        | 601-14        | 432        | 533        | 61         | 272        | 2201        | 71.0        |
| 2006-07 | <b>32</b> | <b>6475</b> | 748- <b>1853</b> | .404        | 167-457        | .365        | 485-709        | .684        | <b>479-909</b> | <b>1388</b> | <b>43.4</b> | 517-9         | 404        | 495        | <b>124</b> | 215        | 2148        | 67.1        |
| 2007-08 | <b>32</b> | 6425        | 678-1793         | .378        | 160-525        | .305        | 469-669        | .701        | 420-745        | 1165        | 36.4        | 508-9         | 346        | 437        | 83         | 331        | 1985        | 62.0        |
| 2008-09 | 30        | 6025        | 609-1649         | .369        | 165-534        | .309        | 419-602        | .696        | 371-722        | 1093        | 36.4        | 474-5         | 336        | 486        | 58         | 294        | 1802        | 60.1        |
| 2009-10 | 28        | 5600        | 518-1539         | .337        | 139-514        | .270        | 320-464        | .690        | 335-666        | 1001        | 35.8        | 505-14        | 293        | 528        | 64         | 195        | 1495        | 53.4        |
| 2010-11 | 29        | 5800        | 515-1490         | .346        | 154-555        | .277        | 308-439        | .702        | 271-683        | 954         | 32.9        | 520-8         | 311        | 566        | 87         | 200        | 1492        | 51.4        |
| 2011-12 | 29        | 5825        | 534-1564         | .341        | 99-434         | .228        | 356-524        | .679        | 348-738        | 1086        | 37.4        | 480-10        | 313        | 525        | 65         | 171        | 1523        | 52.5        |
| 2012-13 | 29        | 5800        | 629-1671         | .376        | 162-556        | .291        | 302-416        | .726        | 313-805        | 1118        | 38.6        | 463-12        | 400        | 469        | 74         | 170        | 1722        | 59.4        |

Division I school records in **bold**

## Opponents

| Year    | G  | Min  | fg-fga   | pct  | 3fg-3fga | pct  | ft-fa   | pct  | Rebounding |      |      | pf  | ast | to  | blk | stl | pts  | avg  |
|---------|----|------|----------|------|----------|------|---------|------|------------|------|------|-----|-----|-----|-----|-----|------|------|
|         |    |      |          |      |          |      |         |      | off-def    | tot  | avg  |     |     |     |     |     |      |      |
| 1991-92 | 28 | 5600 | 673-1663 | .405 | 128-394  | .324 | 374-543 | .687 | 393-673    | 1066 | 38.1 | 468 | 422 | 515 | 107 | 219 | 1847 | 66.0 |
| 1992-93 | 26 | 5200 | 619-1419 | .436 | 123-469  | .333 | 356-513 | .694 | 317-660    | 977  | 37.6 | 422 | 412 | 521 | 76  | 201 | 1717 | 66.0 |
| 1993-94 | 27 | 5400 | 650-1615 | .402 | 122-435  | .280 | 340-504 | .675 | 390-683    | 1073 | 39.7 | 545 | 358 | 496 | 67  | 192 | 1762 | 65.3 |
| 1994-95 | 27 | 5650 | 696-1667 | .425 | 148-448  | .330 | 399-547 | .729 | 355-686    | 1041 | 38.6 | 490 | 448 | 482 | 55  | 243 | 1903 | 70.5 |
| 1995-96 | 27 | 5400 | 745-1723 | .432 | 151-434  | .348 | 344-536 | .642 | 412-708    | 1120 | 41.5 | 522 | 443 | 503 | N/A | 202 | 1985 | 73.5 |
| 1996-97 | 26 | 5225 | 666-1603 | .415 | 139-403  | .345 | 411-570 | .721 | 396-689    | 1085 | 41.7 | 456 | 404 | 419 | 67  | 259 | 1882 | 72.4 |
| 1997-98 | 27 | 5550 | 734-1683 | .436 | 135-381  | .354 | 386-540 | .681 | 386-681    | 1067 | 39.5 | 552 | 469 | 480 | 81  | 293 | 1971 | 73.0 |
| 1998-99 | 28 | 5650 | 682-1737 | .393 | 126-420  | .300 | 383-548 | .699 | 422-676    | 1098 | 39.2 | 557 | 395 | 536 | 69  | 240 | 1873 | 66.9 |
| 1999-00 | 28 | 5675 | 762-1755 | .434 | 161-432  | .372 | 324-460 | .704 | 385-648    | 1033 | 36.9 | 561 | 453 | 518 | 90  | 260 | 2009 | 71.8 |
| 2000-01 | 27 | 5450 | 683-1563 | .437 | 128-360  | .356 | 365-514 | .710 | 299-630    | 929  | 34.4 | 553 | 391 | 536 | 65  | 232 | 1859 | 68.9 |
| 2001-02 | 28 | 5650 | 717-1716 | .418 | 153-418  | .366 | 320-444 | .721 | 333-629    | 962  | 34.4 | 501 | 375 | 506 | 77  | 238 | 1907 | 68.1 |
| 2002-03 | 30 | 6075 | 746-1708 | .473 | 96-301   | .319 | 477-678 | .704 | 343-742    | 1085 | 36.2 | 579 | 428 | 687 | 76  | 271 | 2065 | 68.8 |
| 2003-04 | 29 | 5850 | 674-1568 | .430 | 99-323   | .307 | 473-685 | .691 | 312-756    | 1068 | 36.8 | 525 | 341 | 605 | 59  | 253 | 1920 | 66.2 |
| 2004-05 | 30 | 6075 | 618-1572 | .393 | 110-334  | .329 | 499-736 | .678 | 300-735    | 1035 | 34.5 | 526 | 326 | 673 | 67  | 268 | 1845 | 61.5 |
| 2005-06 | 31 | 6300 | 782-1835 | .399 | 121-381  | .318 | 502-707 | .710 | 309-751    | 1060 | 34.2 | 583 | 313 | 559 | 92  | 215 | 1969 | 63.5 |
| 2006-07 | 32 | 6475 | 690-1876 | .368 | 163-547  | .298 | 428-584 | .733 | 357-741    | 1098 | 34.3 | 594 | 349 | 440 | 75  | 234 | 1971 | 61.6 |
| 2007-08 | 32 | 6475 | 637-1626 | .392 | 170-545  | .312 | 364-521 | .699 | 331-821    | 1152 | 36.0 | 557 | 400 | 593 | 112 | 191 | 1808 | 56.5 |
| 2008-09 | 30 | 6025 | 645-1586 | .407 | 149-521  | .291 | 325-511 | .626 | 331-761    | 1092 | 36.4 | 553 | 371 | 565 | 92  | 230 | 1764 | 58.8 |
| 2009-10 | 28 | 5600 | 615-1520 | .405 | 184-571  | .322 | 410-588 | .697 | 351-769    | 1120 | 40.0 | 505 | 397 | 500 | 89  | 245 | 1824 | 65.1 |
| 2010-11 | 29 | 5800 | 638-1628 | .392 | 185-597  | .310 | 428-604 | .709 | 405-776    | 1181 | 40.7 | 485 | 439 | 494 | 99  | 301 | 1889 | 65.1 |
| 2011-12 | 29 | 5825 | 665-1676 | .397 | 154-498  | .309 | 377-542 | .696 | 363-778    | 1141 | 39.3 | 489 | 353 | 415 | 88  | 241 | 1861 | 64.2 |
| 2012-13 | 29 | 5800 | 666-1765 | .377 | 149-508  | .293 | 359-518 | .693 | 382-797    | 1179 | 40.7 | 434 | 353 | 411 | 96  | 230 | 1840 | 63.4 |

## Yearly Team Statistics (Division I)

## Yearly Leaders (Division I)

### Points

| Year    | Player                            | Pts | Avg  |
|---------|-----------------------------------|-----|------|
| 1991-92 | Renee Rogliardi                   | 448 | 16.0 |
| 1992-93 | Gray C. Harris                    | 342 | 13.2 |
| 1993-94 | Gray C. Harris                    | 491 | 18.2 |
| 1994-95 | Gray C. Harris                    | 630 | 24.2 |
| 1995-96 | Gray C. Harris                    | 713 | 26.4 |
| 1996-97 | Jamie Koester                     | 305 | 15.3 |
| 1997-98 | Jamie Koester                     | 330 | 12.2 |
| 1998-99 | Paula Corder-King                 | 411 | 14.7 |
| 1999-00 | Paula Corder-King                 | 418 | 15.5 |
| 2000-01 | Lori Chase                        | 397 | 14.7 |
| 2001-02 | Lori Chase                        | 463 | 16.5 |
| 2002-03 | Kenja White                       | 418 | 13.9 |
| 2003-04 | Kenja White                       | 332 | 11.4 |
| 2004-05 | Tatiana Conceicao                 | 527 | 17.6 |
| 2005-06 | Tatiana Conceicao                 | 601 | 19.4 |
| 2006-07 | Sonya Daugherty                   | 425 | 14.2 |
| 2007-08 | Missy Whitney                     | 399 | 14.3 |
| 2008-09 | Sonya Daugherty                   | 345 | 12.3 |
| 2009-10 | Katie Norman                      | 202 | 7.2  |
| 2010-11 | Katie Norman/<br>Brittany Harriel | 257 | 8.9  |
| 2011-12 | Brittany Harriel                  | 296 | 10.2 |
| 2012-13 | Bailie Roberts                    | 320 | 11.0 |

### Scoring Average

| Year    | Player                            | Pts | Avg  |
|---------|-----------------------------------|-----|------|
| 1991-92 | Renee Rogliardi                   | 448 | 16.0 |
| 1992-93 | Gray C. Harris                    | 342 | 13.2 |
| 1993-94 | Gray C. Harris                    | 491 | 18.2 |
| 1994-95 | Gray C. Harris                    | 630 | 24.2 |
| 1995-96 | Gray C. Harris                    | 713 | 26.4 |
| 1996-97 | Jamie Koester                     | 305 | 15.3 |
| 1997-98 | Jamie Koester                     | 330 | 12.2 |
| 1998-99 | Paula Corder-King                 | 411 | 14.7 |
| 1999-00 | Paula Corder-King                 | 418 | 15.5 |
| 2000-01 | Lori Chase                        | 397 | 14.7 |
| 2001-02 | Lori Chase                        | 463 | 16.5 |
| 2002-03 | Kenja White                       | 418 | 13.9 |
| 2003-04 | Kenja White                       | 332 | 11.4 |
| 2004-05 | Tatiana Conceicao                 | 527 | 17.6 |
| 2005-06 | Tatiana Conceicao                 | 601 | 19.4 |
| 2006-07 | Sonya Daugherty                   | 425 | 14.2 |
| 2007-08 | Missy Whitney                     | 399 | 14.3 |
| 2008-09 | Tarina Nixon                      | 340 | 12.6 |
| 2009-10 | Bailie Roberts                    | 198 | 9.0  |
| 2010-11 | Katie Norman/<br>Brittany Harriel | 257 | 8.9  |
| 2011-12 | Brittany Harriel                  | 296 | 10.2 |
| 2012-13 | Bailie Roberts                    | 320 | 11.0 |



Gray C. Harris led Southeast in scoring and rebounding in all four of her seasons on campus.

### Rebounds

| Year    | Player            | Reb | Avg  |
|---------|-------------------|-----|------|
| 1991-92 | Renee Rogliardi   | 251 | 9.0  |
| 1992-93 | Gray C. Harris    | 230 | 8.8  |
| 1993-94 | Gray C. Harris    | 290 | 10.7 |
| 1994-95 | Gray C. Harris    | 239 | 9.2  |
| 1995-96 | Gray C. Harris    | 241 | 8.9  |
| 1996-97 | Kim Palmer        | 191 | 7.3  |
| 1997-98 | Jamie Koester     | 234 | 8.7  |
| 1998-99 | Pam Iversen       | 218 | 7.8  |
| 1999-00 | Pam Iversen       | 148 | 7.8  |
| 2000-01 | Pam Iversen       | 197 | 7.3  |
| 2001-02 | Pam Iversen       | 207 | 7.4  |
| 2002-03 | Lori Chase        | 179 | 6.0  |
| 2003-04 | Chandra Brown     | 184 | 6.3  |
| 2004-05 | Chandra Brown     | 216 | 7.2  |
| 2005-06 | Tatiana Conceicao | 219 | 7.1  |
| 2006-07 | Lachelle Lyles    | 527 | 17.0 |
| 2007-08 | Missy Whitney     | 207 | 7.4  |
| 2008-09 | Crysta Glenn      | 243 | 8.1  |
| 2009-10 | Lesley Adams      | 150 | 5.4  |
| 2010-11 | Brittany Harriel  | 194 | 6.7  |
| 2011-12 | Brittany Harriel  | 201 | 6.9  |
| 2012-13 | Patricia Mack     | 270 | 9.3  |

### Rebounding Average

| Year    | Player                         | Reb | Avg  |
|---------|--------------------------------|-----|------|
| 1991-92 | Renee Rogliardi                | 251 | 9.0  |
| 1992-93 | Gray C. Harris                 | 230 | 8.8  |
| 1993-94 | Gray C. Harris                 | 290 | 10.7 |
| 1994-95 | Gray C. Harris                 | 239 | 9.2  |
| 1995-96 | Gray C. Harris                 | 241 | 8.9  |
| 1996-97 | Jamie Koester                  | 148 | 7.4  |
| 1997-98 | Jamie Koester                  | 234 | 8.7  |
| 1998-99 | Pam Iversen                    | 218 | 7.8  |
| 1999-00 | Pam Iversen                    | 148 | 7.8  |
| 2000-01 | Pam Iversen                    | 197 | 7.3  |
| 2001-02 | Pam Iversen                    | 207 | 7.4  |
| 2002-03 | Lori Chase                     | 179 | 6.0  |
| 2003-04 | Chandra Brown                  | 184 | 6.3  |
| 2004-05 | Chandra Brown                  | 216 | 7.2  |
| 2005-06 | Tatiana Conceicao              | 219 | 7.1  |
| 2006-07 | Lachelle Lyles                 | 527 | 17.0 |
| 2007-08 | Missy Whitney                  | 207 | 7.4  |
| 2008-09 | Crysta Glenn                   | 243 | 8.1  |
| 2009-10 | Lesley Adams/<br>Patricia Mack | 145 | 5.4  |
| 2010-11 | Brittany Harriel               | 194 | 6.7  |
| 2011-12 | Brittany Harriel               | 201 | 6.9  |
| 2012-13 | Patricia Mack                  | 270 | 9.3  |

### Assists

| Year    | Player           | Ast | Avg |
|---------|------------------|-----|-----|
| 1991-92 | Erica Musgrow    | 124 | 4.4 |
| 1992-93 | Erica Musgrow    | 100 | 3.8 |
| 1993-94 | Tonia Harris     | 111 | 4.1 |
| 1994-95 | Julie Meier      | 89  | 3.6 |
| 1995-96 | Dawn Massani     | 132 | 5.3 |
| 1996-97 | Sarah Frazier    | 51  | 2.0 |
| 1997-98 | Moneik Campbell  | 86  | 3.4 |
| 1998-99 | Rusty Sowers     | 69  | 2.5 |
| 1999-00 | Moneik Campbell  | 91  | 3.4 |
| 2000-01 | Christine Rathke | 71  | 2.6 |
| 2001-02 | LaShelle Porter  | 95  | 3.4 |
| 2002-03 | Sarah Costello   | 97  | 3.9 |
| 2003-04 | Sarah Costello   | 144 | 5.0 |
| 2004-05 | Wanika Owsley    | 100 | 3.3 |
| 2005-06 | Wanika Owsley    | 98  | 3.2 |
| 2006-07 | Tarina Nixon     | 103 | 3.2 |
| 2007-08 | Tarina Nixon     | 86  | 2.8 |
| 2008-09 | Sonya Daugherty  | 88  | 3.1 |
| 2009-10 | Bianca Beck      | 77  | 2.8 |
| 2010-11 | Jasmine Davis    | 49  | 1.9 |
| 2011-12 | Bianca Beck      | 102 | 3.5 |
| 2012-13 | Jordan Hunter    | 115 | 4.0 |





# SOUTHEAST MISSOURI STATE UNIVERSITY

## Steals

| Year    | Player            | Stl | Avg |
|---------|-------------------|-----|-----|
| 1991-92 | Renee Rogliardi   | 55  | 2.0 |
| 1992-93 | Gray C. Harris    | 68  | 2.6 |
| 1993-94 | Gray C. Harris    | 54  | 2.0 |
| 1994-95 | Gray C. Harris    | 69  | 2.7 |
| 1995-96 | Gray C. Harris    | 69  | 2.6 |
| 1996-97 | Jamie Koester     | 39  | 2.0 |
| 1997-98 | Jamie Koester     | 49  | 1.8 |
| 1998-99 | Moneik Campbell   | 53  | 2.0 |
| 1999-00 | Moneik Campbell   | 42  | 1.6 |
| 2000-01 | LaShelle Porter   | 60  | 2.2 |
| 2001-02 | Veronica Benson   | 50  | 1.8 |
| 2002-03 | Sarah Costello    | 69  | 2.8 |
| 2003-04 | Kenja White       | 48  | 1.7 |
| 2004-05 | Tatiana Conceicao | 73  | 2.4 |
| 2005-06 | Katrisha Dunn     | 54  | 1.7 |
| 2006-07 | Tarina Nixon      | 52  | 1.7 |
| 2007-08 | Tarina Nixon      | 59  | 1.9 |
| 2008-09 | Lauren Sharpe     | 60  | 2.1 |
| 2009-10 | Bianca Beck       | 30  | 1.1 |
| 2010-11 | Bianca Beck       | 39  | 1.3 |
| 2011-12 | Bianca Beck       | 35  | 1.2 |
| 2012-13 | Jordan Hunter     | 34  | 1.2 |



*Tatiana Conceicao set Southeast's Division I record with 73 steals in the 2004-05 season.*

## Blocked Shots

| Year    | Player                       | Blk | Avg |
|---------|------------------------------|-----|-----|
| 1991-92 | Renee Rogliardi              | 37  | 1.3 |
| 1992-93 | Julie Meier/<br>Dawn Westman | 15  | 0.6 |
| 1993-94 | Alison Morris                | 10  | 0.5 |
| 1994-95 | Kim Palmer                   | 23  | 0.9 |
| 1995-96 | Kim Palmer                   | 35  | 1.3 |
| 1996-97 | Kim Palmer                   | 33  | 1.3 |
| 1997-98 | Jamie Koester                | 35  | 1.3 |
| 1998-99 | Pam Iversen                  | 33  | 1.2 |
| 1999-00 | Allison Iversen              | 39  | 1.4 |
| 2000-01 | Pam Iversen                  | 18  | 0.7 |
| 2001-02 | Pam Iversen                  | 46  | 1.6 |
| 2002-03 | Kenja White                  | 7   | 0.2 |
| 2003-04 | Chandra Brown                | 26  | 0.9 |
| 2004-05 | Chandra Brown                | 49  | 1.6 |
| 2005-06 | Tatiana Conceicao            | 17  | 0.5 |
| 2006-07 | Missy Whitney                | 45  | 1.4 |
| 2007-08 | Missy Whitney                | 40  | 1.4 |
| 2008-09 | Lauren Sharpe                | 13  | 0.5 |
| 2009-10 | Katie Norman                 | 15  | 0.5 |
| 2010-11 | Courtney Shiffer             | 36  | 1.2 |
| 2011-12 | Courtney Shiffer             | 21  | 0.7 |
| 2012-13 | Courtney Shiffer             | 16  | 0.7 |

## Field Goals Made

| Year    | Player                              | FG  | Avg |
|---------|-------------------------------------|-----|-----|
| 1991-92 | Renee Rogliardi                     | 181 | 6.5 |
| 1992-93 | Julie Meier                         | 129 | 5.0 |
| 1993-94 | Gray C. Harris                      | 167 | 6.2 |
| 1994-95 | Gray C. Harris                      | 231 | 8.9 |
| 1995-96 | Gray C. Harris                      | 255 | 9.4 |
| 1996-97 | Kim Palmer                          | 131 | 5.0 |
| 1997-98 | Jamie Koester                       | 120 | 4.4 |
| 1998-99 | Pam Iversen                         | 130 | 4.6 |
| 1999-00 | Paula Corder-King                   | 145 | 5.4 |
| 2000-01 | Veronica Benson                     | 131 | 4.9 |
| 2001-02 | Pam Iversen/<br>Veronica Benson     | 148 | 5.3 |
| 2002-03 | Carina Souza                        | 147 | 4.9 |
| 2003-04 | Chandra Brown                       | 119 | 4.1 |
| 2004-05 | Tatiana Conceicao                   | 184 | 6.1 |
| 2005-06 | Tatiana Conceicao                   | 199 | 6.4 |
| 2006-07 | Sonya Daugherty                     | 150 | 5.0 |
| 2007-08 | Sonya Daugherty                     | 129 | 4.2 |
| 2008-09 | Sonya Daugherty                     | 118 | 4.2 |
| 2009-10 | Bailie Roberts/<br>Katie Norman     | 73  | 3.3 |
| 2010-11 | Brittany Harriel                    | 73  | 2.6 |
| 2011-12 | Brittany Harriel/<br>Bailie Roberts | 94  | 3.2 |
| 2012-13 | Bailie Roberts                      | 115 | 4.0 |
| 2012-13 | Bailie Roberts                      | 119 | 4.1 |

## Field Goal% (Minimum 75 Made)

| Year    | Player                        | FG% (FG-ATT)    |
|---------|-------------------------------|-----------------|
| 1991-92 | Alison Morris                 | 52.3% (78-149)  |
| 1992-93 | Roberta Granderson            | 44.5% (98-220)  |
| 1993-94 | Gray C. Harris                | 49.4% (167-338) |
| 1994-95 | Gray C. Harris                | 52.6% (231-439) |
| 1995-96 | Kim Palmer                    | 48.2% (105-218) |
| 1996-97 | Kim Palmer                    | 47.5% (131-276) |
| 1997-98 | Tajuana White                 | 53.1% (102-192) |
| 1998-99 | Pam Iversen/<br>Tajuana White | 51.6% (130-252) |
| 1999-00 | Pam Iversen                   | 52.1% (100-192) |
| 2000-01 | Pam Iversen                   | 60.2% (100-166) |
| 2001-02 | Pam Iversen                   | 56.9% (148-260) |
| 2002-03 | Carina Souza                  | 53.1% (147-277) |
| 2003-04 | Chandra Brown                 | 50.4% (119-236) |
| 2004-05 | Chandra Brown                 | 52.0% (103-198) |
| 2005-06 | Tatiana Conceicao             | 48.4% (199-411) |
| 2006-07 | Lachelle Lyles                | 44.0% (88-200)  |
| 2007-08 | Missy Whitney                 | 42.4% (120-283) |
| 2008-09 | Lauren Sharpe                 | 42.9% (79-184)  |
| 2009-10 | N/A                           |                 |
| 2010-11 | Brittany Harriel              | 42.0% (94-224)  |
| 2011-12 | Brittany Harriel              | 46.0% (115-250) |
| 2012-13 | Kara Wright                   | 45.5% (92-202)  |

## Three-Pointers Made

| Year    | Player                            | 3FG | Avg |
|---------|-----------------------------------|-----|-----|
| 1991-92 | Julie Meier                       | 8   | 0.3 |
| 1992-93 | Julie Meier                       | 52  | 2.0 |
| 1993-94 | Julie Meier                       | 68  | 2.5 |
| 1994-95 | Julie Meier                       | 49  | 2.0 |
| 1995-96 | Sarah Miller                      | 41  | 1.6 |
| 1996-97 | Jamie Koester                     | 26  | 1.3 |
| 1997-98 | Rusty Sowers                      | 51  | 2.0 |
| 1998-99 | Rusty Sowers                      | 59  | 2.1 |
| 1999-00 | Paula Corder-King                 | 59  | 2.2 |
| 2000-01 | Tiffany Melis                     | 34  | 1.3 |
| 2001-02 | Lori Chase                        | 30  | 1.1 |
| 2002-03 | Yashika Sidbury                   | 51  | 1.7 |
| 2003-04 | Sami Jo Cotton                    | 67  | 2.3 |
| 2004-05 | Natalie Purcell                   | 55  | 1.8 |
| 2005-06 | Natalie Purcell                   | 68  | 2.2 |
| 2006-07 | Tarina Nixon                      | 56  | 1.8 |
| 2007-08 | Tarina Nixon                      | 36  | 1.2 |
| 2008-09 | Tarina Nixon                      | 47  | 1.7 |
| 2009-10 | Shelah Fields                     | 28  | 1.2 |
| 2010-11 | Katie Norman                      | 31  | 1.1 |
| 2011-12 | Allyson Bradshaw/<br>Karley Evans | 34  | 1.2 |
| 2012-13 | Allyson Bradshaw                  | 48  | 1.8 |

## Yearly Leaders (Division I)

## Yearly Leaders (Division I)

### Three-Point% (Minimum 30 Made)

| Year    | Player            | 3FG% (3FG-ATT) |
|---------|-------------------|----------------|
| 1991-92 | N/A               |                |
| 1992-93 | Julie Meier       | 45.6% (52-114) |
| 1993-94 | Julie Meier       | 46.3% (68-147) |
| 1994-95 | Julie Meier       | 44.1% (49-111) |
| 1995-96 | Sarah Miller      | 36.0% (41-114) |
| 1996-97 | N/A               |                |
| 1997-98 | Rusty Sowers      | 36.2% (51-141) |
| 1998-99 | Paula Corder-King | 43.1% (56-130) |
| 1999-00 | Kristy Roherty    | 46.2% (42-91)  |
| 2000-01 | Tiffany Melis     | 35.1% (34-97)  |
| 2001-02 | Lori Chase        | 38.0% (30-79)  |
| 2002-03 | Yashika Sidbury   | 35.4% (51-144) |
| 2003-04 | Sami Jo Cotton    | 36.8% (67-182) |
| 2004-05 | Brandi Russia     | 38.9% (51-131) |
| 2005-06 | Tarina Nixon      | 40.5% (30-74)  |
| 2006-07 | Tarina Nixon      | 40.9% (56-137) |
| 2007-08 | Tarina Nixon      | 31.0% (36-116) |
| 2008-09 | Tarina Nixon      | 37.3% (47-126) |
| 2009-10 | N/A               |                |
| 2010-11 | Katie Norman      | 27.2% (31-114) |
| 2011-12 | Allyson Bradshaw  | 29.1% (34-117) |
| 2012-13 | Allyson Bradshaw  | 33.3% (48-144) |

### Free Throws Made

| Year    | Player            | FT  | Avg |
|---------|-------------------|-----|-----|
| 1991-92 | Renee Rogliardi   | 85  | 3.0 |
| 1992-93 | Gray C. Harris    | 86  | 3.3 |
| 1993-94 | Gray C. Harris    | 156 | 5.8 |
| 1994-95 | Gray C. Harris    | 167 | 6.4 |
| 1995-96 | Gray C. Harris    | 202 | 7.5 |
| 1996-97 | Dana Hawkins      | 68  | 2.7 |
| 1997-98 | Moneik Campbell   | 72  | 2.9 |
| 1998-99 | Paula Corder-King | 111 | 4.0 |
| 1999-00 | Lori Chase        | 95  | 3.4 |
| 2000-01 | Lori Chase        | 181 | 6.7 |
| 2001-02 | Lori Chase        | 151 | 5.4 |
| 2002-03 | Lori Chase        | 127 | 4.2 |
| 2003-04 | Sarah Costello    | 76  | 2.6 |
| 2004-05 | Tatiana Conceicao | 148 | 4.9 |
| 2005-06 | Tatiana Conceicao | 171 | 5.5 |
| 2006-07 | Missy Whitney     | 135 | 4.2 |
| 2007-08 | Missy Whitney     | 139 | 5.0 |
| 2008-09 | Crysta Glenn      | 119 | 4.0 |
| 2009-10 | Bianca Beck       | 62  | 2.2 |
| 2010-11 | Courtney Shiffer  | 49  | 1.7 |
| 2011-12 | Bianca Beck       | 86  | 3.0 |
| 2012-13 | Jordan Hunter     | 60  | 2.1 |



Paula Corder-King made an amazing 111-of-118 free throws in the 1998-99 season, best in school history.


### Free Throw% (Minimum 50 Made)

| Year    | Player            | FT% (FT-ATT)    |
|---------|-------------------|-----------------|
| 1991-92 | Renee Rogliardi   | 70.8% (85-120)  |
| 1992-93 | Dawn Westman      | 78.1% (50-64)   |
| 1993-94 | Julie Meier       | 85.2% (52-61)   |
| 1994-95 | Gray C. Harris    | 68.2% (167-245) |
| 1995-96 | Gray C. Harris    | 73.2% (202-276) |
| 1996-97 | Dana Hawkins      | 74.7% (68-91)   |
| 1997-98 | Dana Hawkins      | 68.2% (51-74)   |
| 1998-99 | Paula Corder-King | 94.1% (111-118) |
| 1999-00 | Paula Corder-King | 93.2% (69-74)   |
| 2000-01 | Lori Chase        | 85.0% (181-213) |
| 2001-02 | Lori Chase        | 80.3% (151-188) |
| 2002-03 | Yashika Sidbury   | 84.7% (50-59)   |
| 2003-04 | Sarah Costello    | 73.8% (76-103)  |
| 2004-05 | Tatiana Conceicao | 70.5% (148-210) |
| 2005-06 | Tatiana Conceicao | 75.3% (171-227) |
| 2006-07 | Missy Whitney     | 79.9% (135-169) |
| 2007-08 | Tarina Nixon      | 79.5% (70-88)   |
| 2008-09 | Tarina Nixon      | 76.8% (73-95)   |
| 2009-10 | Jasmine Davis     | 87.7% (57-65)   |
| 2010-11 | N/A               |                 |
| 2011-12 | Brittany Harriel  | 76.6% (59-77)   |
| 2012-13 | Jordan Hunter     | 83.3% (60-72)   |





# SOUTHEAST MISSOURI STATE UNIVERSITY



**Donna Enlow**  
0-10 (.000) - 1 Season

## 1975-76 0-10

|                    |           |
|--------------------|-----------|
| Southern Illinois  | L, 20-70  |
| Missouri           | L, 44-95  |
| Missouri State     | L, 44-95  |
| Forest Park        | L, 43-47  |
| Northwest Missouri | L, 21-116 |
| Central Missouri   | L, 16-107 |
| UMSL               | L, 31-71  |
| Meramec            | L, 61-66  |
| Forest Park        | L, 43-68  |
| Northeast Missouri | L, 47-78  |



**Amy Spence**  
26-69 (.274) - 4 Seasons

## 1976-77 2-18

|                    |           |
|--------------------|-----------|
| Union              | L, 30-113 |
| Memphis State      | L, 29-93  |
| UT Martin          | L, 47-66  |
| Murray State       | L, 47-105 |
| Central Missouri   | L, 42-105 |
| Missouri           | L, 39-97  |
| UT Martin          | L, 33-83  |
| Northwest Missouri | L, 30-92  |
| Memphis State      | L, 24-109 |
| Murray State       | L, 38-63  |
| UMSL               | L, 34-70  |
| Northeast Missouri | L, 39-56  |
| Danville !         | W, 42-40  |
| Meramec !          | L, 51-57  |

|                |          |
|----------------|----------|
| Lincoln        | L, 52-58 |
| Missouri State | L, 38-93 |
| Forest Park    | W, 64-47 |
| Meramec        | L, 55-79 |
| Missouri       | L, 55-89 |

! = Meramec Classic

## 1977-78 6-20

|                          |           |
|--------------------------|-----------|
| N10 Meramec              | L*        |
| N12 Union                | L, 30-98  |
| N18 at Saint Louis       | L, 58-67  |
| N19 Northwest Missouri   | L, 44-90  |
| N29 at Meramec           | L*        |
| D1 UT Martin             | L, 35-74  |
| D3 Missouri-Rolla        | L, 41-99  |
| D7 Southern Illinois     | W, 42-36  |
| D9 at Missouri-Rolla     | L*        |
| D10 at Central Missouri  | L, 37-111 |
| J9 Meramec               | W*        |
| J13 Christian Brothers   | L, 50-57  |
| J14 Northwestern (Tenn.) | L, 43-51  |
| J16 Meramec              | W*        |
| J18 Lincoln              | L, 54-56  |
| J20 at SIU Edwardsville  | L, 58-67  |
| J24 at UT Martin         | L, 47-67  |
| J25 at Forest Park       | W*        |
| J28 Missouri State       | L, 49-73  |
| J31 at UMSL              | W, 63-46  |
| F1 at Northeast Missouri | L, 47-76  |
| F3 at Forest Park        | W*        |
| F11 at Lincoln           | L, 44-77  |
| F14 at Forest Park       | L, 49-55  |
| F16 SIU Edwardsville     | L, 53-59  |
| F21 at Southern Illinois | L*        |

\* = Game results not available

## 1978-79 11-15

|                           |           |
|---------------------------|-----------|
| N15 at William Woods      | L, 62-85  |
| N18 at Missouri State     | L, 67-69  |
| N24 Eastern Illinois #    | L, 50-56  |
| N25 Washburn #            | W, 73-56  |
| N26 Missouri Southern #   | W, 73-66  |
| N27 at Central Methodist  | W, 82-48  |
| N28 at Missouri           | L, 36-101 |
| D1 Missouri-Rolla         | L, 49-58  |
| D5 SIU Edwardsville       | L, 61-62  |
| D8 Central Missouri       | L, 41-82  |
| D9 Northwest Missouri     | L, 41-75  |
| D13 Saint Louis           | L, 54-66  |
| D20 Forest Park           | W, 71-46  |
| William Woods             | L, 50-78  |
| SIU Edwardsville          | W, 53-50  |
| Meramec                   | W, 61-59  |
| UT Martin                 | L, 48-73  |
| McKendree                 | W, 85-36  |
| Bellefonte Area C.C.      | L, 58-67  |
| J23 UMSL                  | W, 67-58  |
| J26 at Christian Brothers | W, 61-55  |
| J27 at Southwestern       | W, 65-39  |
| F1 at Saint Louis         | L, 49-73  |
| F2 at Missouri-Rolla      | L, 50-71  |
| F13 Meramec               | W, 61-59  |
| F14 at Greenville         | L, 57-63  |

# = Woods Owl Classic

## 1979-80 8-16

|                          |           |
|--------------------------|-----------|
| N10 Arkansas State       | L, 36-53  |
| N13 at Lincoln           | L, 53-61  |
| N16 at Saint Louis       | L, 57-79  |
| N20 at Missouri-Rolla    | L, 60-69  |
| N23 Washburn \$          | L, 58-73  |
| N23 Tabor \$             | W, 57-51  |
| N24 Langston             | L, 62-77  |
| D1 at Christian Brothers | L, 93-103 |
| D4 UT Martin             | L, 61-64  |
| D8 Southwestern (Tenn.)  | W, 69-47  |
| D8 SIU Edwardsville      | W, 77-53  |
| D29 Chicago State        | W, 84-53  |
| J7 Elmhurst %            | W, 77-36  |
| J8 State Francis %       | L, 53-68  |
| J12 at SIU Edwardsville  | W, 59-57  |
| J19 Lincoln              | L, 59-60  |
| J21 UMSL                 | W, 56-53  |
| J24 at Washington        | W, 63-30  |
| J26 William Woods        | L, 49-54  |
| J28 Missouri-Rolla       | L, 49-71  |
| J30 at UMSL              | L, 35-60  |
| F1 Missouri State        | L, 54-63  |
| F6 at William Woods      | L, 42-90  |
| F8 Saint Louis           | L, 61-78  |

\$ = Woods Owl Classic

% = Chicago Shootout



**Angela Beck**  
53-34 (.609) - 3 Seasons

## 1980-81 9-15

|                           |          |
|---------------------------|----------|
| N14 Lincoln               | L, 70-82 |
| N15 at Arkansas State     | L, 65-94 |
| N18 Missouri State        | L, 69-84 |
| N21 at Southern Illinois  | L, 58-93 |
| N22 SIU Edwardsville      | W, 99-76 |
| N24 Missouri-Rolla        | W, 60-57 |
| D5 at Northeast Missouri  | L, 51-90 |
| D6 William Woods          | L, 53-71 |
| D10 at ISU-Evansville     | W, 86-75 |
| J8 Carthage ^             | W, 67-65 |
| J9 SIU Edwardsville ^     | L, 67-71 |
| J17 McKendree             | W, 93-55 |
| J21 UMSL                  | W, 83-66 |
| J24 at Christian Brothers | L, 73-79 |
| J28 at Evansville         | W, 70-68 |
| J30 at Saint Louis        | L, 54-71 |
| F3 at William Woods       | L, 51-62 |

|                         |          |
|-------------------------|----------|
| F6 at Lincoln           | L, 60-73 |
| F9 Missouri-Rolla       | L, 56-57 |
| F13 at Evangel          | L, 47-66 |
| F18 at UMSL             | L, 47-70 |
| F20 at MacMurray        | W, 92-49 |
| F21 at Illinois College | W, 84-47 |
| M2 William Woods        | L, 56-58 |

^ = NIU Tourn. (Dekalb, Ill.)

## 1981-82 23-11

|                           |           |
|---------------------------|-----------|
| N19 Christian Brothers    | W, 64-60  |
| N21 SIU Edwardsville      | W, 75-71  |
| N24 William Woods         | W, 76-51  |
| N27 Belmont*              | L, 65-66  |
| N28 Missouri-Rolla*       | W, 83-68  |
| N29 UMSL*                 | L, 69-72  |
| N30 Saint Louis           | W, 69-63  |
| D1 at Lincoln             | W, 78-39  |
| D4 at Missouri-Rolla      | W, 73-64  |
| D6 Southern Illinois      | L, 55-68  |
| D9 at UMSL                | W, 80-63  |
| D11 at Missouri Southern  | W, 75-70  |
| J14 Carthage #            | W, 75-56  |
| J15 Northern Illinois #   | L, 44-91  |
| J16 North Central #       | L, 60-77  |
| J18 at William Woods      | W, 64-44  |
| J20 Lincoln               | W, 82-59  |
| J22 Eastern Illinois \$   | L, 66-81  |
| J23 Wright State \$       | W, 90-55  |
| J29 Missouri State        | W, 84-68  |
| F2 Northeast Missouri     | W, 82-55  |
| F3 UMSL                   | W, 70-63  |
| F6 at Christian Brothers  | L, 63-68  |
| F10 at Northwest Missouri | L, 60-85  |
| F12 Evangel               | W, 76-48  |
| F13 Missouri-Rolla        | W, 84-62  |
| F16 Evansville            | W, 101-65 |
| F18 ISU-Evansville        | W, 97-65  |
| F23 McKendree             | W, 77-58  |
| F25 UMSL                  | W, 56-45  |
| F26 Northeast Missouri    | L, 70-72  |

AIWA Division II Tournament

|                        |          |
|------------------------|----------|
| M10 Moorhead State     | W, 60-46 |
| M11 North Dakota State | L, 70-85 |
| M12 Northern Iowa      | L, 56-59 |

\* = UMSL Tourn. (State Louis, Mo.)

# = NIU Tourn. (Dekalb, Ill.)

\$ = EIU Tourn. (Charleston, Ill.)

## 1982-83 21-8, 10-2 MIAA


|                          |               |
|--------------------------|---------------|
| N27 Stetson @            | W, 78-51      |
| N28 UT Martin @          | L, 72-82 (ot) |
| N30 Christian Brothers   | W, 60-57      |
| D4 Kentucky Wesleyan     | W, 75-51      |
| D8 at Evansville         | L, 58-63      |
| D11 at Mississippi State | L, 44-77      |
| D28 Milikin #            | W, 88-59      |
| D29 Augustana #          | W, 86-70      |
| D31 Florida Int'l #      | W, 81-67      |
| J2 Western Illinois #    | W, 76-64      |
| J7 SIU Edwardsville      | W, 78-60      |
| J8 at Christian Brothers | L, 58-69      |
| J12 at UMSL              | W, 74-61      |
| J15 Northeast Missouri   | W, 74-67      |
| J19 at ISU-Evansville    | W, 77-46      |
| J22 Central Missouri     | L, 85-93      |

## All-Time Results

# All-Time Results

|     |                       |          |
|-----|-----------------------|----------|
| J26 | at Missouri-Rolla     | W, 87-54 |
| J28 | Saint Louis           | W, 77-45 |
| J29 | Lincoln               | W, 81-66 |
| F2  | Northwest Missouri    | W, 87-59 |
| F5  | Northeast Missouri    | W, 75-66 |
| F12 | at Central Missouri   | L, 46-70 |
| F16 | Missouri-Rolla        | W, 80-44 |
| F19 | at Lincoln            | W, 68-60 |
| F23 | at Northwest Missouri | W, 77-59 |
| F26 | UMSL                  | W, 96-60 |

|                                    |                    |                |
|------------------------------------|--------------------|----------------|
| <i>MIAA Tournament</i>             |                    |                |
| F23                                | Northwest Missouri | L, 64-66       |
| <i>NCAA Division II Tournament</i> |                    |                |
| M1                                 | Abilene Christian  | Won by forfeit |
| M3                                 | Central Missouri   | L, 50-71       |
| @ = UTM Tour. (Martin, Tenn.)      |                    |                |
| # = Miami Dial Classic             |                    |                |



**Ed Arnzen**

340-202 (.627) - 19 Seasons

|                        |                        |          |
|------------------------|------------------------|----------|
| <b>1983-84</b>         |                        |          |
| <b>23-6, 10-2 MIAA</b> |                        |          |
| N25                    | Morningside !          | W, 71-60 |
| N26                    | State Cloud State !    | W, 69-57 |
| N27                    | Northwest Missouri !   | L, 71-93 |
| N30                    | Arkansas State         | W, 82-74 |
| D6                     | Union                  | W, 79-76 |
| D8                     | at Kentucky Wesleyan   | W, 67-49 |
| D10                    | at SIU Edwardsville    | W, 76-52 |
| J4                     | UIC*                   | W, 74-61 |
| J5                     | Nebraska-Omaha*        | W, 66-60 |
| J7                     | Florida International* | W, 74-61 |
| J9                     | at Arkansas State      | L, 56-66 |
| J11                    | UMSL                   | W, 90-61 |
| J14                    | at Northwest Missouri  | W, 83-66 |
| J17                    | ISU-Evansville         | W, 88-62 |
| J21                    | at Central Missouri    | W, 80-64 |
| J25                    | Missouri-Rolla         | W, 78-41 |
| J28                    | at Lincoln             | W, 85-68 |
| F1                     | at Northwest Missouri  | L, 81-87 |
| F4                     | Northeast Missouri     | W, 80-50 |
| F8                     | Evansville             | W, 87-64 |
| F11                    | Central Missouri       | L, 82-83 |
| F15                    | at Missouri-Rolla      | W, 90-63 |
| F18                    | Lincoln                | W, 78-58 |
| F22                    | Northwest Missouri     | W, 87-67 |
| F25                    | at UMSL                | W, 83-66 |

|                        |                    |          |
|------------------------|--------------------|----------|
| <i>MIAA Tournament</i> |                    |          |
| M1                     | Northwest Missouri | W, 99-77 |
| M3                     | Central Missouri   | L, 65-88 |

|                        |                       |          |
|------------------------|-----------------------|----------|
| <b>1984-85</b>         |                       |          |
| <b>18-10, 7-5 MIAA</b> |                       |          |
| N26                    | at ISU-Evansville     | W, 68-44 |
| D1                     | at Eastern Kentucky   | L, 64-70 |
| D3                     | Arkansas State        | W, 81-68 |
| D4                     | at Murray State       | L, 64-74 |
| D7                     | at UT Martin          | W, 85-73 |
| D10                    | McKendree             | W, 85-50 |
| D14                    | SIU Edwardsville      | W, 72-58 |
| J2                     | at State Mary's       | W, 75-65 |
| J3                     | Sul Ross !            | W, 69-55 |
| J4                     | Tarleton !            | W, 67-61 |
| J9                     | Missouri-Rolla        | W, 89-41 |
| J12                    | at Northwest Missouri | L, 74-83 |
| J16                    | Murray State          | L, 64-66 |
| J19                    | Central Missouri      | L, 62-68 |
| J23                    | UMSL                  | W, 69-59 |
| J26                    | Northeast Missouri    | W, 87-65 |
| J28                    | at Union              | L, 67-79 |
| J30                    | at Lincoln            | L, 54-67 |
| F2                     | at Missouri-Rolla     | L, 69-72 |
| F6                     | UT Martin             | W, 71-57 |
| F9                     | Northwest Missouri    | W, 68-58 |
| F13                    | at UMSL               | W, 69-64 |
| F16                    | at Central Missouri   | L, 71-84 |
| F18                    | at SIU Edwardsville   | W, 52-46 |
| F20                    | Lincoln               | W, 64-56 |
| F23                    | at Northwest Missouri | W, 77-75 |

|   |                    |          |
|---|--------------------|----------|
| <i>MIAA Tournament</i>                      |                    |          |
| F27   | Northwest Missouri | W, 66-63 |
| M1  | Central Missouri   | L, 67-72 |
| ! = Nebraska-Omaha Tournament (Omaha, Neb.) |                    |          |

|                        |                       |           |
|------------------------|-----------------------|-----------|
| <b>1985-86</b>         |                       |           |
| <b>25-6, 11-1 MIAA</b> |                       |           |
| N23                    | at Rust               | L, 58-61  |
| N25                    | UT Martin             | W, 79-68  |
| N29                    | Morningside #         | W, 97-64  |
| N30                    | Nebraska-Omaha #      | W, 70-52  |
| D4                     | SIU Edwardsville      | W, 80-48  |
| D7                     | Kentucky Wesleyan     | W, 93-39  |
| D9                     | at Millikin           | W, 93-67  |
| D10                    | Southern Indiana      | W, 106-41 |
| D12                    | at UT Martin          | W, 71-59  |
| J2                     | at SE Louisiana       | W, 68-61  |
| J3                     | at SW Louisiana       | L, 70-72  |
| J4                     | at Southern           | L, 74-75  |
| J8                     | at Missouri-Rolla     | W, 87-69  |
| J11                    | Northwest Missouri    | W, 88-62  |
| J15                    | Rust                  | W, 93-51  |
| J18                    | at Central Missouri   | L, 78-96  |
| J22                    | at UMSL               | W, 70-66  |
| J25                    | at Northeast Missouri | W, 65-53  |
| J29                    | Lincoln               | W, 92-46  |
| F1                     | Missouri-Rolla        | W, 90-41  |
| F3                     | at Arkansas State     | W, 83-73  |
| F5                     | at SIU Edwardsville   | W, 71-54  |
| F8                     | at Northwest Missouri | W, 83-71  |
| F12                    | UMSL                  | W, 84-56  |
| F15                    | Central Missouri      | W, 79-65  |
| F19                    | at Lincoln            | W, 90-70  |
| F22                    | Northeast Missouri    | W, 80-44  |

|                        |                  |          |
|------------------------|------------------|----------|
| <i>MIAA Tournament</i> |                  |          |
| F27                    | Lincoln          | W, 96-75 |
| M1                     | Central Missouri | L, 69-77 |

|  |                  |          |
|--|------------------|----------|
| <i>NCAA Division II Tournament</i>     |                  |          |
| M8                                     | Alaska-Anchorage | W, 80-65 |
| M11                                    | Central Missouri | L, 64-65 |
| # = Nebraska-Omaha Tour. (Omaha, Neb.) |                  |          |

|                        |                               |          |
|------------------------|-------------------------------|----------|
| <b>1986-87</b>         |                               |          |
| <b>26-4, 13-1 MIAA</b> |                               |          |
| N22                    | at SIU Edwardsville           | W, 55-50 |
| N26                    | UT Martin                     | W, 78-59 |
| N29                    | at Northeastern Illinois      | W, 94-59 |
| N30                    | National College of Education | W, 77-52 |
| D5                     | Mississippi #                 | L, 63-72 |
| D6                     | Alcorn State #                | W, 73-49 |
| D8                     | McKendree                     | W, 89-46 |
| D9                     | David Lipscomb                | W, 70-48 |
| D13                    | at USI                        | W, 62-55 |
| J2                     | at West Virginia Tech         | W, 76-53 |
| J3                     | at Central Arkansas           | L, 64-65 |
| J7                     | Missouri-Rolla                | W, 73-72 |
| J10                    | at Northwest Missouri         | W, 78-66 |
| J14                    | Southwest Baptist             | W, 82-51 |
| J17                    | Central Missouri              | W, 70-65 |
| J19                    | SIU Edwardsville              | W, 83-55 |
| J21                    | UMSL                          | W, 75-50 |
| J24                    | Northeast Missouri            | W, 83-38 |
| J26                    | at UT Martin                  | W, 67-65 |
| J28                    | at Lincoln                    | W, 87-48 |
| J31                    | at Missouri-Rolla             | W, 71-67 |
| F3                     | at Southwest Baptist          | W, 84-45 |
| F7                     | Northwest Missouri            | W, 67-51 |
| F11                    | at UMSL                       | W, 72-55 |
| F14                    | at Central Missouri           | L, 51-72 |
| F18                    | Lincoln                       | W, 72-49 |
| F21                    | at Northeast Missouri         | W, 67-51 |

|   |                  |          |
|---|------------------|----------|
| <i>MIAA Tournament</i>                    |                  |          |
| F26                                       | Missouri-Rolla   | W, 76-64 |
| F28                                       | Central Missouri | W, 78-55 |
| <i>NCAA Division II Tournament</i>        |                  |          |
| M7  | Central Missouri | L, 62-64 |
| # = Ole Miss Dial Classic (Oxford, Miss.) |                  |          |

|                        |                       |               |
|------------------------|-----------------------|---------------|
| <b>1987-88</b>         |                       |               |
| <b>26-4, 13-1 MIAA</b> |                       |               |
| N21                    | at Quincy             | W, 91-72      |
| N25                    | SIU Edwardsville      | W, 77-55      |
| N29                    | at Missouri-Rolla     | W, 99-30      |
| D2                     | at UT Martin          | W, 79-78      |
| D5                     | Southern Indiana      | W, 83-33      |
| D8                     | Missouri Baptist      | W, 106-57     |
| D11                    | at Christian Bro.     | W, 67-38      |
| J5                     | at Colorado College   | W, 74-66      |
| J6                     | at Metropolitan State | W, 83-57      |
| J8                     | at Colorado Christian | W, 79-29      |
| J13                    | at Missouri-Rolla     | W, 72-40      |
| J16                    | at Northwest Missouri | W, 87-79      |
| J20                    | Southwest Baptist     | W, 84-71      |
| J23                    | Central Missouri      | W, 92-85 (ot) |
| J25                    | at SIU Edwardsville   | L, 57-65      |
| J27                    | at UMSL               | W, 70-64 (ot) |
| J30                    | Northeast Missouri    | W, 89-59      |
| F1                     | Quincy                | W, 88-56      |
| F3                     | at Lincoln            | W, 74-56      |
| F6                     | Missouri-Rolla        | W, 60-47      |
| F9                     | at Southwest Baptist  | W, 73-56      |
| F11                    | Northwest Missouri    | W, 100-64     |

|                                    |                       |          |
|------------------------------------|-----------------------|----------|
| F13                                | UT Martin             | W, 73-66 |
| F17                                | UMSL                  | W, 77-44 |
| F20                                | at Central Missouri   | L, 59-72 |
| F24                                | Lincoln               | W, 83-48 |
| F27                                | at Northeast Missouri | W, 90-54 |
| <i>MIAA Tournament</i>             |                       |          |
| M3                                 | Northeast Missouri    | W, 91-53 |
| M5                                 | Central Missouri      | L, 68-80 |
| <i>NCAA Division II Tournament</i> |                       |          |
|                                    | West Texas State      | L, 61-64 |

|                        |                       |           |
|------------------------|-----------------------|-----------|
| <b>1988-89</b>         |                       |           |
| <b>23-7, 12-2 MIAA</b> |                       |           |
| N19                    | at Delta State        | L, 55-74  |
| N21                    | at Southern Indiana   | W, 90-75  |
| N23                    | at Missouri Baptist   | W, 97-50  |
| N28                    | UT Martin             | W, 81-51  |
| D2                     | Mankato State #       | W, 70-46  |
| D3                     | Northern Kentucky #   | L, 54-62  |
| D5                     | Delta State           | W, 65-69  |
| D9                     | at SIU Edwardsville   | L, 66-74  |
| J2                     | at UT Martin          | W, 72-68  |
| J4                     | at Austin Peay        | W, 72-58  |
| J7                     | at David Lipscomb     | W, 86-75  |
| J11                    | Missouri-Rolla        | W, 86-73  |
| J14                    | Northwest Missouri    | W, 71-67  |
| J17                    | at Southwest Baptist  | W, 67-57  |
| J21                    | at Central Missouri   | L, 78-84  |
| J25                    | UMSL                  | W, 80-60  |
| J28                    | at Northeast Missouri | W, 80-51  |
| J30                    | SIU Edwardsville      | W, 87-52  |
| F1                     | Lincoln               | W, 84-67  |
| F4                     | at Missouri-Rolla     | W, 63-54  |
| F6                     | Quincy                | W, 93-74  |
| F8                     | Southwest Baptist     | W, 76-47  |
| F11                    | at Northwest Missouri | W, 76-59  |
| F15                    | at UMSL               | W, 76-52  |
| F18                    | Central Missouri      | L, 65-72  |
| F22                    | at Lincoln            | W, 92-70  |
| F25                    | Northwest Missouri    | W, 101-44 |

|  |                  |          |
|--|------------------|----------|
| <i>MIAA Tournament</i>                       |                  |          |
| M2   | Missouri-Rolla   | W, 68-53 |
| M4   | Central Missouri | L, 64-68 |
| <i>NCAA Division II Tournament</i>           |                  |          |
| M10  | West Texas State | L, 70-83 |
| # = Perkins NKU Classic (Highland Hts., Ky.) |                  |          |

|                        |                           |          |
|------------------------|---------------------------|----------|
| <b>1989-90</b>         |                           |          |
| <b>24-6, 14-2 MIAA</b> |                           |          |
| N17                    | Missouri Baptist          | W, 94-65 |
| N20                    | Quincy                    | W, 85-68 |
| N25                    | at Southern Indiana       | W, 93-75 |
| N28                    | at Murray State           | L, 68-72 |
| D1                     | North Carolina Central \$ | W, 61-48 |
| D2                     | J.C. Smith \$             | W, 78-43 |
| D7                     | at Kentucky Wesleyan      | L, 70-73 |
| D9                     | Southern Indiana          | W, 93-49 |
| D30                    | Kentucky Wesleyan         | W, 77-43 |
| J4                     | Washburn                  | W, 78-57 |
| J6                     | Northwest Missouri        | L, 57-60 |
| J8                     | at SIU Edwardsville       | W, 91-72 |
| J10                    | UMSL                      | W, 89-63 |
| J13                    | at Central Missouri       | L, 64-74 |
| J17                    | Missouri Southern         | W, 98-55 |
| J20                    | at Missouri Western       | W, 71-58 |
| J24                    | Pittsburg State           | W, 88-46 |





# SOUTHEAST MISSOURI STATE UNIVERSITY

|     |                       |          |
|-----|-----------------------|----------|
| J27 | at Southwest Baptist  | W, 69-59 |
| J31 | at UMSL               | W, 87-53 |
| F3  | at Missouri-Rolla     | W, 75-58 |
| F5  | SIU Edwardsville      | W, 99-68 |
| F7  | at Missouri Southern  | W, 80-62 |
| F10 | at Northwest Missouri | W, 98-74 |
| F14 | at Pittsburg State    | W, 86-63 |
| F17 | Southwest Baptist     | W, 82-56 |
| F21 | Missouri-Rolla        | W, 73-53 |
| F24 | Lincoln               | W, 91-43 |

## MIAA Tournament

|                             |                    |          |
|-----------------------------|--------------------|----------|
| M1                          | Northwest Missouri | W, 86-71 |
| M3                          | Central Missouri   | L, 60-72 |
| NCAA Division II Tournament |                    |          |
| M5                          | Central Missouri   | L, 68-79 |

\$ = J.C. Smith Tournament

## 1990-91

### 31-4, 14-2 MIAA

|     |                       |           |
|-----|-----------------------|-----------|
| N16 | Delta State           | W, 90-73  |
| N19 | at Oral Roberts       | W, 87-69  |
| N26 | Murray State          | W, 76-56  |
| N28 | Oral Roberts          | W, 100-61 |
| N30 | Indianapolis @        | W, 73-57  |
| D1  | UT Martin @           | W, 78-66  |
| D4  | at SIU Edwardsville   | L, 57-58  |
| D8  | at Delta State        | W, 74-73  |
| D29 | at Missouri Baptist   | W, 86-54  |
| J3  | at Washburn           | L, 56-60  |
| J5  | at Northwest Missouri | W, 65-53  |
| J9  | at UMSL               | W, 91-67  |
| J12 | Central Missouri      | L, 56-62  |
| J16 | at Missouri Southern  | W, 64-51  |
| J19 | Missouri Western      | W, 78-61  |
| J21 | SIU Edwardsville      | W, 98-64  |
| J23 | at Pittsburg State    | W, 87-69  |
| J26 | Southwest Baptist     | W, 72-39  |
| J30 | UMSL                  | W, 78-38  |
| F2  | Missouri-Rolla        | W, 71-56  |
| F4  | Missouri Baptist      | W, 94-44  |
| F6  | Missouri Southern     | W, 68-60  |
| F7  | Northwest Missouri    | W, 95-82  |
| F13 | Pittsburg State       | W, 101-49 |
| F16 | at SW Baptist         | W, 74-58  |
| F20 | at Missouri-Rolla     | W, 64-52  |
| F23 | at Lincoln            | W, 81-44  |

## MIAA Tournament

|                             |                    |          |
|-----------------------------|--------------------|----------|
| F26                         | Pittsburg State    | W, 81-74 |
| F28                         | Washburn           | W, 82-51 |
| M2                          | Central Missouri   | W, 85-83 |
| NCAA Division II Tournament |                    |          |
| M8                          | Central Missouri   | W, 80-65 |
| M9                          | West Texas State   | W, 71-70 |
| M15                         | Cal Poly Poma      | W, 82-52 |
| M22                         | Norfolk State      | W, 85-52 |
| M23                         | North Dakota State | L, 74-81 |

@ = Otahkian Shootout

## 1991-92

### 16-12, 7-7 OVC (Fourth)

|     |                          |          |
|-----|--------------------------|----------|
| N22 | Missouri                 | L, 57-68 |
| N26 | at Evansville            | L, 63-65 |
| N29 | at Northeastern Illinois | W, 62-47 |
| N30 | at Wisconsin-Milwaukee   | W, 65-53 |
| D3  | at UMKC                  | L, 51-70 |
| D10 | at Saint Louis           | W, 74-54 |
| D12 | Chicago State            | W, 64-48 |
| D15 | Alcorn State             | W, 83-54 |
| D31 | at Missouri              | L, 50-58 |

|     |                      |          |
|-----|----------------------|----------|
| J4  | Austin Peay*         | W, 79-72 |
| J6  | Missouri Baptist     | W, 81-42 |
| J7  | Texas-Pan American   | W, 65-53 |
| J11 | at Middle Tennessee* | L, 57-81 |
| J13 | at Murray State*     | W, 74-73 |
| J16 | Wisconsin-Milwaukee  | W, 85-74 |
| J18 | Morehead State*      | W, 85-84 |
| J20 | Eastern Kentucky*    | L, 57-79 |
| J22 | Quincy               | W, 69-62 |
| J25 | at Tennessee Tech*   | L, 58-83 |
| J27 | at Tennessee State*  | L, 44-50 |
| F1  | at Austin Peay*      | W, 69-68 |
| F8  | Tennessee Tech*      | L, 71-83 |
| F10 | Tennessee State*     | W, 70-48 |
| F15 | at Eastern Kentucky* | L, 59-78 |
| F17 | at Morehead State*   | W, 70-69 |
| F22 | Murray State*        | W, 78-60 |
| F24 | Middle Tennessee*    | L, 67-82 |

## OVC Tournament

|    |                |          |
|----|----------------|----------|
| M9 | Tennessee Tech | L, 74-87 |
|----|----------------|----------|

\* = Ohio Valley Conference Game

## 1992-93

### 13-13, 8-8 OVC (t-Fifth)

|     |                        |          |
|-----|------------------------|----------|
| D1  | Southern Indiana       | L, 86-94 |
| D4  | at Chicago State       | W, 69-58 |
| D5  | at Wisconsin-Milwaukee | L, 60-73 |
| D8  | UMSL                   | W, 81-58 |
| D12 | at Texas-Pan American  | L, 54-56 |
| D30 | at Saint Louis         | W, 64-51 |
| J7  | Wisconsin-Milwaukee    | L, 54-56 |
| J9  | at Tennessee State*    | L, 59-68 |
| J11 | at Austin Peay*        | W, 70-63 |
| J13 | Northeast Illinois     | W, 75-64 |
| J16 | Murray State*          | W, 70-67 |
| J18 | Saint Louis            | W, 58-52 |
| J23 | Morehead State*        | W, 80-75 |
| J25 | Eastern Kentucky*      | L, 60-66 |
| J28 | at UT Martin*          | W, 69-50 |
| J30 | Middle Tennessee*      | L, 58-65 |
| F1  | Tennessee Tech*        | L, 67-69 |
| F6  | UMKC                   | L, 50-75 |
| F8  | at Murray State*       | W, 86-72 |
| F13 | at Morehead State*     | W, 74-62 |
| F15 | at Eastern Kentucky*   | L, 58-65 |
| F20 | Tennessee State*       | L, 67-71 |
| F22 | Austin Peay*           | W, 77-45 |
| F24 | UT Martin*             | W, 80-56 |
| F27 | at Middle Tennessee*   | L, 65-75 |
| M1  | Tennessee Tech*        | L, 53-73 |

\* = Ohio Valley Conference Game

## 1993-94

### 16-11, 9-7 OVC (Fifth)

|     |                      |          |
|-----|----------------------|----------|
| N29 | Cleveland State      | W, 76-57 |
| D1  | Kentucky Wesleyan    | W, 90-54 |
| D9  | Oral Roberts         | W, 68-44 |
| D11 | at Missouri          | L, 60-89 |
| D28 | at Western Illinois  | L, 70-71 |
| D30 | at Saint Louis       | W, 59-44 |
| J3  | Evansville           | W, 88-61 |
| J5  | at Oral Roberts      | W, 64-54 |
| J8  | at Eastern Kentucky* | L, 58-74 |
| J10 | at Morehead State*   | L, 73-80 |
| J13 | Saint Louis          | L, 59-63 |
| J15 | Tennessee Tech*      | W, 70-56 |
| J17 | Middle Tennessee*    | L, 67-70 |
| J22 | Tennessee State*     | W, 96-61 |
| J24 | UT Martin*           | W, 96-61 |

|     |                      |          |
|-----|----------------------|----------|
| J29 | at Tennessee State*  | L, 59-68 |
| J31 | at Austin Peay*      | W, 76-66 |
| F2  | at Murray State*     | W, 70-61 |
| F5  | Morehead State*      | W, 72-54 |
| F7  | Eastern Kentucky*    | L, 67-83 |
| F12 | at Tennessee Tech*   | L, 53-71 |
| F14 | at Middle Tennessee* | W, 68-64 |
| F19 | Murray State*        | W, 83-65 |
| F21 | at UMKC              | W, 84-64 |
| F26 | at UT Martin*        | W, 84-76 |
| F28 | Austin Peay*         | L, 69-78 |

## OVC Tournament

|    |                  |          |
|----|------------------|----------|
| M5 | Middle Tennessee | L, 70-71 |
|----|------------------|----------|

\* = Ohio Valley Conference Game

## 1994-95

### 12-15, 4-12 OVC (Seventh)

|     |                      |          |
|-----|----------------------|----------|
| N25 | SW Louisiana @       | W, 73-60 |
| N26 | UT Chattanooga @     | W, 57-48 |
| N28 | UMKC                 | W, 63-58 |
| D3  | at Saint Louis       | L, 54-64 |
| D7  | Missouri             | L, 58-69 |
| D10 | at Cleveland State   | W, 71-67 |
| J4  | at Oral Roberts      | W, 74-55 |
| J7  | Eastern Kentucky*    | L, 79-86 |
| J9  | Morehead State*      | W, 81-78 |
| J11 | Western Illinois     | W, 75-58 |
| J14 | at Tennessee Tech*   | L, 49-73 |
| J16 | at Middle Tennessee* | L, 64-73 |
| J18 | Saint Louis          | W, 89-69 |
| J21 | at Tennessee State*  | L, 51-88 |
| J23 | at UT Martin*        | W, 63-61 |
| J28 | Tennessee State*     | L, 61-68 |
| J30 | Austin Peay*         | W, 88-86 |
| F1  | Murray State*        | L, 77-80 |
| F4  | at Morehead State*   | W, 87-69 |
| F5  | at Eastern Kentucky* | L, 71-78 |
| F11 | Middle Tennessee*    | L, 67-78 |
| F13 | Tennessee Tech*      | L, 62-72 |
| F18 | at Murray State*     | L, 64-65 |
| F20 | Oral Roberts         | W, 64-45 |
| F25 | UT Martin*           | L, 89-91 |
| F27 | at Austin Peay*      | L, 73-82 |

## OVC Tournament

|    |                |          |
|----|----------------|----------|
| M4 | Tennessee Tech | L, 59-82 |
|----|----------------|----------|

\* = Ohio Valley Conference Game

@ = Otahkian Shootout

## 1995-96

### 14-13, 9-7 OVC (Third)

|     |                      |          |
|-----|----------------------|----------|
| N24 | Nicholls State @     | W, 87-64 |
| N25 | UIC @                | L, 45-59 |
| D1  | Washington State #   | L, 50-89 |
| D2  | Western Illinois #   | W, 83-64 |
| D9  | at Missouri          | L, 62-75 |
| D30 | at Troy State        | L, 80-89 |
| J2  | Northeast Missouri   | W, 79-55 |
| J6  | at Eastern Kentucky* | L, 73-79 |
| J8  | at Morehead State*   | L, 83-95 |
| J11 | UT Martin*           | W, 86-68 |
| J13 | at Middle Tennessee* | L, 64-78 |
| J15 | at Austin Peay*      | L, 60-81 |
| J20 | Tennessee State*     | W, 69-48 |
| J22 | Tennessee Tech*      | W, 87-81 |
| J25 | at Western Illinois  | L, 57-75 |
| F1  | at Murray State*     | L, 61-76 |
| F3  | Morehead State*      | W, 84-79 |
| F5  | Eastern Kentucky*    | W, 90-82 |
| F8  | at UT Martin*        | L, 84-86 |

|     |                     |          |
|-----|---------------------|----------|
| F10 | Austin Peay*        | L, 50-64 |
| F12 | Middle Tennessee*   | W, 82-81 |
| F17 | at Tennessee Tech*  | W, 63-62 |
| F19 | at Tennessee State* | W, 71-68 |
| F22 | Murray State*       | W, 77-69 |
| F24 | Oral Roberts        | W, 90-71 |
| F26 | Williams Baptist    | W, 82-74 |

## OVC Tournament

|    |              |          |
|----|--------------|----------|
| M2 | Murray State | L, 56-73 |
|----|--------------|----------|

\* = Ohio Valley Conference Game

@ = Otahkian Shootout

# = Dial Classic

## 1996-97

### 5-21, 3-15 OVC (10th)

|     |                        |                        |
|-----|------------------------|------------------------|
| N25 | Christian Brothers     | L, 57-73               |
| N29 | at Wisconsin-Milwaukee | L, 47-55               |
| D2  | Missouri               | L, 65-103              |
| D6  | Tulsa @                | W, 66-52               |
| D7  | East Tennessee State @ | L, 58-61               |
| D12 | Troy State             | L, 46-75               |
| J2  | Oakland City           | W, 67-55               |
| J4  | at Austin Peay*        | L, 58-86               |
| J6  | at Tennessee State*    | L, 54-82               |
| J9  | UT Martin*             | L, 53-66               |
| J11 | Eastern Kentucky*      | L, 55-71               |
| J13 | Morehead State*        | W, 75-72               |
| J15 | at Oral Roberts        | L, 50-74               |
| J18 | at Middle Tennessee*   | W, 74-73 <sup>OT</sup> |
| J20 | at Tennessee Tech*     | L, 68-75               |
| J23 | at Murray State*       | L, 50-52               |
| J25 | Eastern Illinois*      | L, 70-77               |
| F1  | Tennessee State*       | L, 70-84               |
| F3  | Austin Peay*           | L, 60-77               |
| F6  | Murray State*          | W, 66-62               |
| F8  | at Morehead State*     | L, 68-83               |
| F9  | at Eastern Kentucky*   | L, 44-81               |
| F15 | Tennessee Tech*        | L, 67-85               |
| F17 | Middle Tennessee*      | L, 63-78               |
| F20 | at UT Martin*          | L, 60-61               |
| F22 | at Eastern Illinois*   | L, 54-89               |

\* = Ohio Valley Conference Game

@ = Otahkian Shootout

## 1997-98

### 8-19, 5-13 OVC (t-Eighth)

|     |                      |                        |
|-----|----------------------|------------------------|
| N15 | Wisconsin-Milwaukee  | L, 56-71               |
| N20 | at Missouri          | L, 53-76               |
| N25 | Western Illinois     | W, 70-68               |
| N28 | Nevada #             | L, 52-69               |
| N29 | Texas-El Paso #      | L, 50-67               |
| D3  | at Tulsa             | L, 71-74               |
| D6  | Austin Peay*         | W, 77-76               |
| D8  | Tennessee State*     | W, 74-65               |
| D13 | Oakland City         | W, 65-47               |
| J3  | at Morehead State*   | L, 95-98 <sup>OT</sup> |
| J5  | at Eastern Kentucky* | L, 58-97               |
| J10 | Middle Tennessee*    | L, 71-89               |
| J12 | Tennessee Tech*      | L, 60-66               |
| J14 | at Tennessee State*  | L, 39-73               |
| J17 | at Murray State*     | W, 74-65               |
| J19 | at UT Martin*        | L, 58-80               |
| J24 | Eastern Illinois*    | W, 48-41               |
| J31 | Eastern Kentucky*    | L, 77-86               |
| F2  | Morehead State*      | W, 82-74 <sup>OT</sup> |
| F4  | at Austin Peay*      | L, 58-69               |
| F7  | at Middle Tennessee* | L, 67-95               |
| F9  | at Tennessee Tech*   | L, 52-65               |
| F11 | Belmont              | W, 63-61               |

## All-Time Results

# All-Time Results

|     |                                |          |
|-----|--------------------------------|----------|
| F14 | Murray State*                  | L, 65-66 |
| F16 | UT Martin*                     | L, 64-79 |
| F21 | at Eastern Illinois*           | L, 54-72 |
|     | OVC Tournament                 |          |
| F24 | at Eastern Kentucky            | L, 75-92 |
|     | *= Ohio Valley Conference Game |          |
|     | # = Holiday Inn Classic        |          |

## 1998-99

### 19-9, 13-5 OVC (Fourth)

|     |                          |                          |
|-----|--------------------------|--------------------------|
| N14 | Christian Brothers       | W, 94-51                 |
| N21 | at Indiana State         | L, 56-81                 |
| N24 | Missouri                 | W, 90-71                 |
| N27 | vs. Alcorn State @       | L, 59-66                 |
| N28 | vs. Texas-Pan American @ | W, 77-53                 |
| D3  | Tulsa                    | W, 80-63                 |
| D5  | at Tennessee State*      | W, 63-48                 |
| D8  | Oakland City             | W, 81-53                 |
| D12 | at Austin Peay*          | W, 69-55                 |
| J2  | Eastern Kentucky*        | W, 101-93 <sup>2OT</sup> |
| J4  | Morehead State*          | W, 65-58                 |
| J7  | at Middle Tennessee*     | L, 75-82                 |
| J9  | at Tennessee Tech*       | L, 64-82                 |
| J12 | Austin Peay*             | W, 76-56                 |
| J14 | Murray State*            | W, 78-59                 |
| J16 | UT Martin*               | W, 75-55                 |
| J21 | at Belmont               | L, 57-70                 |
| J23 | at Eastern Illinois*     | W, 75-64                 |
| J25 | at Eastern Kentucky*     | L, 61-62                 |
| J30 | at Morehead State*       | W, 104-70                |
| F2  | Tennessee State*         | W, 74-71                 |
| F4  | Middle Tennessee*        | W, 76-73                 |
| F6  | Tennessee Tech*          | W, 74-70                 |
| F11 | at Murray State*         | L, 63-64                 |
| F13 | at UT Martin*            | L, 70-84                 |
| F20 | Eastern Illinois*        | W, 101-86                |

### OVC Tournament

|     |                |          |
|-----|----------------|----------|
| F23 | Murray State   | W, 66-60 |
| F27 | Tennessee Tech | L, 62-73 |

\* = Ohio Valley Conference Game  
@ = Chateau Charles Cowgirl Classic

## 1999-00

### 12-16, 7-11 OVC (Seventh)

|     |                                |                        |
|-----|--------------------------------|------------------------|
| N19 | vs. Mississippi Valley State ! | W, 77-42               |
| N20 | at Arkansas State !            | L, 69-74               |
| N23 | UMKC                           | W, 70-71**             |
| N27 | vs. Louisiana Tech #           | L, 54-96               |
| N28 | at UNLV #                      | L, 58-69               |
| D2  | at Tennessee Tech              | L, 61-65               |
| D4  | at Middle Tennessee            | L, 81-85 <sup>OT</sup> |
| D7  | Oakland City                   | W, 83-72               |
| D10 | Indiana State                  | L, 58-77               |
| J3  | at Ark.-Little Rock            | W, 80-78 <sup>OT</sup> |
| J6  | Tennessee State*               | W, 58-46               |
| J8  | Austin Peay*                   | W, 74-72               |
| J13 | at UT Martin*                  | L, 65-71               |
| J15 | at Murray State*               | L, 49-54               |
| J18 | Tennessee Tech*                | L, 65-82               |
| J22 | Eastern Illinois*              | W, 83-70               |
| J27 | Morehead State*                | W, 85-62               |
| J29 | Eastern Kentucky*              | W, 87-66               |
| F3  | at Tennessee State*            | L, 60-65               |
| F5  | at Austin Peay*                | L, 71-95               |
| F8  | Middle Tennessee*              | L, 58-67               |
| F10 | UT Martin*                     | L, 64-74               |
| F12 | Murray State*                  | L, 55-66               |
| F16 | Belmont                        | W, 87-72               |
| F19 | at Eastern Illinois*           | W, 89-75               |
| F24 | at Morehead State*             | W, 82-76               |

|     |   |                        |
|-----|---|------------------------|
| F26 | at Eastern Kentucky*                        | L, 86-91 <sup>OT</sup> |
|     | OVC Tournament                              |                        |
| F29 | Middle Tennessee                            | L, 57-76               |
|     | *= Ohio Valley Conference Game              |                        |
|     | ! = Arkansas State Lady Indian Invitational |                        |
|     | # = UNLV Lady Rebel Shootout                |                        |

\*\*= UMKC played with ineligible players, Southeast was given the win.

## 2000-01

### 14-13, 9-7 OVC (Fourth)

|     |                             |                        |
|-----|-----------------------------|------------------------|
| N17 | Missouri Baptist            | W, 83-53               |
| N21 | at UMKC                     | W, 65-48               |
| N25 | vs. New Mexico State #      | L, 58-67               |
| N26 | vs. Eastern Washington #    | L, 64-67               |
| N29 | Lipscomb                    | L, 60-61               |
| D4  | at Mississippi Valley State | L, 63-69 <sup>OT</sup> |
| D6  | Oakland City                | W, 88-47               |
| D9  | at Belmont                  | W, 81-72               |
| D30 | Mississippi Valley State    | W, 78-44               |
| J2  | Arkansas-Little Rock        | L, 55-76               |
| J4  | at Tennessee State*         | W, 82-80               |
| J6  | at Austin Peay*             | W, 87-80               |
| J9  | Tennessee Tech*             | L, 79-80               |
| J11 | Murray State*               | W, 74-66               |
| J13 | UT Martin*                  | W, 79-66               |
| J20 | at Eastern Illinois*        | W, 77-71               |
| J27 | at Morehead State*          | W, 67-66               |
| J29 | at Eastern Kentucky*        | L, 82-89               |
| F1  | Austin Peay*                | L, 66-67               |
| F3  | Tennessee State*            | W, 95-84               |
| F6  | at Tennessee Tech*          | L, 75-89               |
| F8  | at Murray State*            | L, 61-62               |
| F10 | at UT Martin*               | W, 80-67               |
| F17 | Eastern Illinois*           | L, 47-70               |
| F22 | Eastern Kentucky*           | L, 82-91               |
| F24 | Morehead State*             | W, 81-61               |

### OVC Tournament

|     |           |          |
|-----|-----------|----------|
| F27 | UT Martin | L, 63-68 |
|-----|-----------|----------|


\* = Ohio Valley Conference Game  
# = Fresno State Classic

## 2001-02

### 16-12, 8-8 OVC (Fifth)

|     |                            |                        |
|-----|----------------------------|------------------------|
| N16 | vs. Montana \$             | L, 63-78               |
| N17 | at Texas-Pan American \$   | W, 72-55               |
| N20 | Oakland City               | W, 80-66               |
| N24 | Southern Illinois          | W, 81-70               |
| N27 | at Lipscomb                | W, 72-58               |
| N30 | Texas A&M-Corpus Christi # | W, 70-57               |
| D1  | Missouri #                 | L, 62-80               |
| D5  | at Northern Illinois       | L, 63-71               |
| D8  | Samford                    | W, 90-41               |
| J2  | Missouri Baptist           | W, 70-53               |
| J5  | at Eastern Illinois*       | W, 77-68               |
| J8  | Tennessee Tech*            | L, 77-80               |
| J10 | Eastern Kentucky*          | L, 67-94               |
| J12 | Morehead State*            | L, 70-79               |
| J14 | Tennessee State*           | W, 77-53               |
| J17 | at UT Martin*              | W, 64-59               |
| J19 | at Murray State*           | W, 71-55               |
| J23 | IPFW                       | W, 86-67               |
| J26 | Austin Peay*               | L, 73-77               |
| J31 | at Tennessee State*        | L, 79-88 <sup>OT</sup> |
| F2  | at Tennessee Tech*         | L, 69-87               |
| F7  | at Morehead State*         | L, 72-79               |
| F9  | at Eastern Kentucky*       | L, 73-82               |
| F14 | UT Martin*                 | W, 61-51               |
| F16 | Murray State*              | W, 72-64               |

|     |                                |          |
|-----|--------------------------------|----------|
| F18 | Eastern Illinois*              | W, 79-51 |
| F23 | at Austin Peay*                | W, 80-68 |
|     | OVC Tournament                 |          |
| F26 | at Austin Peay                 | L, 67-76 |
|     | *= Ohio Valley Conference Game |          |
|     | # = Texas-Pan American Classic |          |
|     | \$ = Lady Tiger Tournament     |          |



**B.J. Smith**  
35-41 (.460) - 4 Seasons

## 2002-03

### 19-11, 11-5 OVC (Second)

|     |                          |                        |
|-----|--------------------------|------------------------|
| N22 | Henderson State          | W, 85-55               |
| N26 | at Missouri State        | L, 76-85               |
| N29 | at Wisconsin-Green Bay # | L, 49-74               |
| N30 | vs. Quinnipiac #         | W, 93-87 <sup>OT</sup> |
| D5  | Lipscomb                 | W, 71-50               |
| D7  | at Samford               | W, 89-48               |
| D16 | Oakland City             | W, 90-42               |
| D20 | vs. Indiana State %      | L, 71-82               |
| D21 | vs. Gardner-Webb %       | W, 98-63               |
| D28 | at Oklahoma              | L, 59-87               |
| J4  | Eastern Illinois*        | W, 74-59               |
| J11 | at Morehead State*       | W, 83-63               |
| J13 | at Eastern Kentucky*     | L, 77-88               |
| J18 | Murray State*            | W, 82-69               |
| J20 | UT Martin*               | W, 70-49               |
| J25 | at Austin Peay*          | L, 45-58               |
| J30 | at Eastern Illinois*     | W, 82-64               |
| F1  | Tennessee Tech*          | W, 86-80               |
| F3  | Tennessee State*         | W, 77-64               |
| F8  | Eastern Kentucky*        | L, 75-81               |
| F10 | Morehead State*          | W, 78-64               |
| F12 | at IPFW                  | L, 87-90 (OT)          |
| F15 | at Murray State*         | W, 62-53               |
| F17 | at UT Martin*            | L, 59-60               |
| F22 | Austin Peay*             | L, 78-80               |
| F27 | at Tennessee Tech*       | W, 76-72               |
| M1  | at Tennessee State*      | W, 81-72               |

### OVC Tournament

|    |                    |          |
|----|--------------------|----------|
| M4 | Eastern Illinois   | W, 79-76 |
| M7 | vs. Tennessee Tech | W, 78-65 |
| M8 | vs. Austin Peay    | L, 61-85 |

\* = Ohio Valley Conference Game  
# = UWGB Tournament

## 2003-04

### 16-13, 10-6 OVC (Fourth)

|     |                   |          |
|-----|-------------------|----------|
| N14 | vs. Utah #        | L, 65-76 |
| N21 | Southern Illinois | W, 73-64 |
| N24 | at Oklahoma       | L, 48-83 |

|     |                        |           |
|-----|------------------------|-----------|
| N28 | vs. Bowling Green @    | L, 60-70  |
| N29 | vs. Prairie View A&M @ | W, 85-38  |
| D6  | Southern Arkansas      | W, 84-57  |
| D15 | Northern Illinois      | W, 59-57  |
| D20 | at Lipscomb            | L, 47-52  |
| D23 | at Missouri State      | L, 59-87  |
| D30 | vs. Kansas State \$    | L, 42-78  |
| D31 | vs. Alcorn State \$    | W, 73-63  |
| J8  | Austin Peay*           | L, 54-64  |
| J10 | Tennessee Tech*        | W, 102-90 |
| J13 | at Eastern Illinois*   | W, 79-66  |
| J15 | Tennessee State*       | W, 102-45 |
| J22 | at Tennessee Tech*     | L, 57-65  |
| J24 | at Austin Peay*        | L, 65-68  |
| J29 | at Jacksonville State* | L, 83-95  |
| J31 | at Samford*            | W, 71-53  |
| F5  | UT Martin*             | W, 83-60  |
| F7  | Murray State*          | W, 74-60  |
| F10 | Eastern Illinois*      | W, 77-76  |
| F14 | at Tennessee State*    | W, 87-58  |
| F19 | Eastern Kentucky*      | W, 88-78  |
| F21 | Morehead State*        | W, 88-62  |
| F26 | at Murray State*       | L, 59-64  |
| F28 | at UT Martin*          | L, 75-78  |

### OVC Tournament

|    |              |          |
|----|--------------|----------|
| M2 | Murray State | W, 76-51 |
| M5 | Austin Peay  | L, 55-72 |

\* = Ohio Valley Conference Game  
# = Preseason WNIT  
@ = Texas-Corpus Christi Tournament  
\$ = UTSA Classic

## 2004-05

### 0-8, 0-2 OVC<

|      |                      |           |
|------|----------------------|-----------|
| N19  | at Oklahoma          | L, 62-84  |
| N23  | Lyon College         | W, 105-45 |
| N26  | vs. Texas Southern # | W, 90-60  |
| N27  | vs. UIC #            | W, 85-62  |
| D1   | at Southern Illinois | W, 77-56  |
| D9   | at Hawaii @          | W, 79-69  |
| D10  | vs. BYU @            | L, 52-62  |
| D18  | at UIC               | L, 76-78  |
| D22  | Missouri State       | L, 64-73  |
| D30  | Chicago State        | W, 61-44  |
| D31  | Oakland City         | W, 74-49  |
| J6   | at Austin Peay*      | W, 59-56  |
| J8   | at Tennessee Tech*   | L, 78-80  |
| J11  | Eastern Illinois*    | W, 87-70  |
| J13  | at Tennessee State*  | W, 67-59  |
| J20  | Tennessee Tech*      | W, 62-45  |
| J22  | Austin Peay*         | W, 84-52  |
| J27  | Jacksonville State*  | W, 94-51  |
| J29  | Samford*             | W, 85-49  |
| F3   | at UT Martin*        | W, 79-56  |
| F5   | at Murray State*     | W, 60-40  |
| F8   | at Eastern Illinois* | W, 71-56  |
| F12  | Tennessee State*     | W, 74-54  |
| F17  | at Eastern Kentucky* | L, 62-66  |
| F19  | at Morehead State*   | W, 82-70  |
| 2-24 | Murray State*        | W, 86-69  |
| 2-26 | UT Martin*           | W, 76-63  |

### OVC Tournament

|    |                      |                         |
|----|----------------------|-------------------------|
| M1 | vs. Samford          | W, 47-45                |
| M4 | vs. Tennessee Tech   | W, 71-68                |
| M5 | vs. Eastern Kentucky | L, 73-84 <sup>2OT</sup> |

\* = Ohio Valley Conference Game  
# = Healthpoint Plaza  
@ = Waikiki Beach Marriott  
Invitational





# SOUTHEAST MISSOURI STATE UNIVERSITY

## 2005-06 0-9, 0-4 OVC<

|     |                           |                        |
|-----|---------------------------|------------------------|
| N18 | at Texas Tech             | L, 56-85               |
| N22 | Arkansas Monticello       | W, 67-38               |
| N25 | vs. Wisconsin-Milwaukee # | L, 87-90               |
| N26 | vs. Henderson State #     | W, 79-66               |
| N29 | Southern Illinois         | W, 74-63               |
| D2  | at Wisconsin-Milwaukee    | L, 70-73               |
| D8  | Tennessee State*          | W, 71-53               |
| D10 | Tennessee Tech*           | L, 77-81               |
| D18 | at Samford*               | L, 76-91               |
| D20 | at Jacksonville*          | W, 83-76               |
| D28 | at East Tennessee         | L, 74-81               |
| J2  | Eastern Kentucky*         | W, 84-78               |
| J5  | Eastern Illinois*         | L, 61-70               |
| J7  | at Murray State*          | W, 72-62               |
| J14 | Austin Peay*              | W, 72-54               |
| J19 | at Tennessee State*       | W, 78-35               |
| J21 | at Tennessee Tech*        | W, 53-46               |
| J26 | Morehead State*           | W, 62-50               |
| J28 | Murray State*             | W, 71-52               |
| J30 | at Austin Peay*           | W, 73-57               |
| F4  | at UT Martin*             | W, 67-52               |
| F9  | at Morehead State*        | W, 58-43               |
| F11 | at Eastern Kentucky*      | W, 87-86 <sup>OT</sup> |
| F16 | Eastern Illinois*         | W, 84-76               |
| F18 | at UT Martin*             | W, 54-49               |
| F23 | Samford*                  | L, 53-57               |
| F25 | Jacksonville*             | W, 87-72               |

### OVC Tournament

|     |                    |          |
|-----|--------------------|----------|
| F28 | vs. Murray State   | W, 80-49 |
| M3  | vs. Samford        | W, 59-52 |
| M4  | vs. Tennessee Tech | W, 71-50 |

### NCAA Tournament

|     |              |          |
|-----|--------------|----------|
| M18 | vs. Stanford | L, 42-72 |
|-----|--------------|----------|

\* = Ohio Valley Conference Game  
# = Southeast Hospital Classic



**John Ishee**

77-74 (.510) - 5 Seasons

## 2006-07 24-8, 16-4 OVC (First)

|     |                      |                        |
|-----|----------------------|------------------------|
| N11 | at Tulsa             | L, 54-67               |
| N14 | Central Arkansas     | W, 64-60               |
| N17 | Florida State        | L, 50-64               |
| N21 | Harris-Stowe         | W, 101-78              |
| D2  | at Baylor            | L, 47-81               |
| D7  | at Tennessee State*  | W, 67-53               |
| D9  | at Tennessee Tech*   | L, 58-59               |
| D15 | East Tennessee State | W, 73-68               |
| D17 | Jacksonville State*  | W, 90-83               |
| D19 | Samford*             | W, 70-66 <sup>OT</sup> |
| D22 | at Buffalo           | W, 61-50               |



The 2006-07 Redhawks were the first Southeast team to win the OVC regular season and Tournament titles in the same year.

|                 |                        |                        |
|-----------------|------------------------|------------------------|
| D28             | Martin Methodist       | W, 93-53               |
| J2              | at Eastern Kentucky*   | W, 64-62               |
| J4              | Eastern Illinois*      | W, 77-60               |
| J8              | at Murray State*       | W, 67-61               |
| J13             | at Austin Peay*        | L, 60-75               |
| J18             | Tennessee State*       | W, 64-46               |
| J20             | Tennessee Tech*        | W, 77-52               |
| J24             | at Morehead State*     | L, 58-68               |
| J27             | Murray State*          | W, 66-63 <sup>OT</sup> |
| J29             | Austin Peay*           | W, 67-56               |
| F3              | at UT Martin*          | L, 54-63               |
| F8              | Morehead State*        | W, 84-70               |
| F10             | Eastern Kentucky*      | W, 73-72               |
| F14             | at Eastern Illinois*   | W, 63-42               |
| F17             | UT Martin*             | W, 58-52               |
| F22             | at Samford*            | W, 66-58               |
| F24             | at Jacksonville State* | W, 85-50               |
| OVC Tournament  |                        |                        |
| F28             | vs. Austin Peay        | W, 58-54               |
| M2              | vs. Samford            | W, 57-51               |
| M3              | vs. Murray State       | W, 62-60               |
| NCAA Tournament |                        |                        |
| M17             | Oklahoma               | L, 60-74               |

## 2007-08 23-9, 17-3 OVC (First)

|     |                        |          |
|-----|------------------------|----------|
| N10 | Tulsa                  | W, 67-45 |
| N13 | Henderson State        | W, 59-58 |
| N17 | at Central Arkansas    | W, 91-60 |
| N20 | Cumberland             | W, 73-57 |
| N23 | vs Texas State         | L, 47-80 |
| N24 | vs Northern Colorado   | L, 49-60 |
| N29 | Baylor                 | L, 51-81 |
| D2  | at Purdue              | L, 41-51 |
| D6  | Tennessee State*       | L, 49-61 |
| D8  | Tennessee Tech*        | W, 66-60 |
| D18 | at Samford*            | W, 69-60 |
| D20 | at Jacksonville State* | W, 83-71 |
| D29 | Buffalo                | W, 67-45 |

|     |                      |                        |
|-----|----------------------|------------------------|
| J5  | at Eastern Illinois* | W, 55-51               |
| J7  | Murray State*        | L, 68-71               |
| J12 | at Austin Peay*      | W, 70-54               |
| J17 | at Tennessee State*  | W, 70-51               |
| J19 | at Tennessee Tech*   | W, 49-39               |
| J24 | Morehead State*      | W, 66-58               |
| J26 | at Murray State*     | W, 81-74               |
| F2  | UT Martin*           | W, 58-51 <sup>OT</sup> |
| F7  | at Morehead State*   | W, 50-48               |
| F9  | at Eastern Kentucky* | W, 72-67               |
| F14 | Eastern Illinois*    | W, 46-41               |
| F16 | at UT Martin*        | W, 53-43               |
| F20 | Austin Peay*         | W, 67-47               |
| F23 | Eastern Kentucky*    | W, 68-52               |
| F28 | Samford*             | L, 50-73               |
| M1  | Jacksonville State*  | W, 85-42               |

### OVC Tournament

|    |                      |          |
|----|----------------------|----------|
| M4 | Jacksonville State   | W, 67-45 |
| M7 | vs. Eastern Illinois | L, 40-52 |

|      |               |          |
|------|---------------|----------|
| WNIT |               |          |
| M20  | at Evansville | L, 58-60 |

\* = Ohio Valley Conference Game

## 2008-09 15-15, 10-8 OVC (t-Fifth)

|     |                        |                        |
|-----|------------------------|------------------------|
| N14 | Missouri State         | W, 67-64               |
| N18 | Central Arkansas       | W, 60-41               |
| N21 | Ark Little Rock        | W, 57-45               |
| N25 | at Florida State       | L, 31-62               |
| N28 | Indiana State          | L, 72-75               |
| D4  | Austin Peay*           | L, 50-61               |
| D6  | Tennessee State*       | L, 55-59               |
| D10 | Bethel College         | W, 73-54               |
| D13 | at Southern Miss       | L, 47-64               |
| D20 | vs. Providence \$      | L, 59-67               |
| D21 | vs. Alabama State \$   | L, 53-60               |
| D29 | at Missouri            | L, 31-60               |
| J3  | at Tennessee Tech*     | W, 56-41               |
| J5  | at Jacksonville State* | W, 82-60               |
| J10 | Eastern Illinois*      | W, 58-51               |
| J15 | Morehead State*        | L, 68-74               |
| J17 | Eastern Kentucky*      | W, 71-54               |
| J22 | at UT Martin*          | W, 62-54               |
| J24 | at Murray State*       | L, 65-80               |
| J29 | Jacksonville State*    | W, 57-37               |
| J31 | Tennessee Tech*        | W, 61-55               |
| F4  | Harris-Stowe           | W, 73-45               |
| F7  | at Eastern Illinois*   | L, 53-73               |
| F12 | at Eastern Kentucky*   | W, 66-56               |
| F14 | at Morehead State*     | L, 54-55               |
| F19 | Murray State*          | W, 69-51               |
| F21 | UT Martin*             | W, 58-39               |
| F26 | at Tennessee State*    | L, 54-70               |
| F28 | at Austin Peay*        | L, 74-80 <sup>OT</sup> |

|                |                    |          |
|----------------|--------------------|----------|
| OVC Tournament |                    |          |
| M3             | at Tennessee State | L, 66-77 |

\* = Ohio Valley Conference Game

\$ = Tulane DoubleTree Classic

## 2009-10 7-21, 4-14 OVC (10th)

|     |                     |          |
|-----|---------------------|----------|
| N13 | UMSL                | W, 66-53 |
| N16 | Southern Miss       | W, 73-63 |
| N21 | at Missouri State   | L, 46-72 |
| N24 | at Indiana State    | L, 28-72 |
| N29 | Green Bay           | L, 50-88 |
| D3  | at Austin Peay*     | L, 63-76 |
| D5  | at Tennessee State* | L, 50-54 |
| D9  | Bethel College      | W, 73-60 |
| D12 | UT Arlington        | L, 54-66 |
| D19 | at Central Arkansas | L, 64-72 |
| D28 | at Ark Little Rock  | L, 55-87 |
| J2  | Tennessee Tech*     | W, 61-56 |
| J4  | Jacksonville State* | W, 56-53 |

## All-Time Results



## All-Time Results

|     |                        |          |
|-----|------------------------|----------|
| J9  | at Eastern Illinois*   | L, 39-67 |
| J14 | at Morehead State*     | L, 37-75 |
| J16 | at Eastern Kentucky*   | W, 43-41 |
| J21 | UT Martin*             | L, 46-49 |
| J23 | Murray State*          | L, 72-90 |
| J28 | at Jacksonville State* | W, 52-47 |
| J30 | at Tennessee Tech*     | L, 56-59 |
| F2  | SIU Edwardsville       | L, 57-59 |
| F6  | Eastern Illinois*      | L, 41-71 |
| F11 | Eastern Kentucky*      | L, 45-50 |
| F13 | Morehead State*        | L, 50-65 |
| F18 | at Murray State*       | L, 52-61 |
| F20 | at UT Martin*          | L, 43-65 |
| F25 | Tennessee State*       | L, 53-76 |
| F27 | Austin Peay*           | L, 60-77 |

\* = Ohio Valley Conference Game

### 2010-11

#### 8-21, 4-14 OVC (10th)

|     |                        |          |
|-----|------------------------|----------|
| N12 | vs. Sam Houston \$     | L, 51-60 |
| N13 | vs. Jackson State \$   | W, 55-37 |
| N17 | Northern Iowa          | L, 57-70 |
| N19 | at Louisville          | L, 43-97 |
| N23 | Maryville (St. Louis)  | W, 61-48 |
| N27 | at UT Arlington        | L, 40-54 |
| D2  | Austin Peay*           | L, 57-65 |
| D4  | Tennessee State*       | W, 51-46 |
| D7  | Western Michigan       | W, 60-56 |
| D10 | at Green Bay           | L, 40-74 |
| D19 | at Jacksonville State* | L, 48-62 |
| D21 | at Tennessee Tech*     | L, 48-62 |
| D30 | Lindenwood Belleville  | W, 77-46 |
| J2  | at Notre Dame          | L, 21-97 |
| J8  | Eastern Illinois*      | L, 43-68 |
| J13 | Morehead State*        | L, 69-85 |
| J15 | Eastern Kentucky*      | W, 74-58 |
| J19 | at UT Martin*          | L, 62-92 |
| J22 | at Murray State*       | W, 48-44 |
| J27 | Jacksonville State*    | L, 49-51 |
| J29 | Tennessee Tech*        | L, 59-69 |
| F5  | at Eastern Illinois*   | L, 49-74 |
| F10 | at Eastern Kentucky*   | W, 64-57 |
| F12 | at Morehead State*     | L, 40-89 |
| F17 | Murray State*          | L, 34-54 |
| F19 | UT Martin*             | L, 55-85 |
| F21 | at SIU Edwardsville    | L, 51-60 |
| F24 | at Tennessee State*    | L, 35-58 |
| F26 | at Austin Peay*        | L, 51-71 |

\* = Ohio Valley Conference Game  
\$ = Inn at Ole Miss Classic



**Ty Margenthaler**

18-40 (.241) - 2 Seasons

### 2011-12

#### 7-22, 4-12 OVC (10th)

|     |                        |                        |
|-----|------------------------|------------------------|
| N11 | at NC State            | L, 29-66               |
| N13 | at Saint Louis         | L, 45-54               |
| N15 | at UIC                 | L, 54-69               |
| N21 | Ole Miss               | L, 43-51               |
| N25 | at UAB !               | L, 41-64               |
| N26 | vs. Samford !          | L, 58-63               |
| N29 | Arkansas State         | W, 56-52               |
| D1  | at Northern Iowa       | L, 42-62               |
| D3  | Lindenwood             | W, 66-56               |
| D10 | at Western Michigan    | L, 34-67               |
| D18 | vs. Central Michigan @ | L, 59-100              |
| D19 | at Wright State @      | L, 53-74               |
| D20 | vs. Longwood @         | W, 56-52               |
| D28 | Morehead State*        | L, 57-61               |
| D31 | Murray State*          | L, 75-80               |
| J2  | Jacksonville State*    | W, 66-48               |
| J7  | at Eastern Kentucky*   | L, 37-52               |
| J14 | Eastern Illinois*      | L, 46-73               |
| J16 | SIU Edwardsville*      | L, 43-58               |
| J21 | at Tennessee Tech*     | L, 57-60 <sup>OT</sup> |
| J28 | at UT Martin*          | L, 47-88               |
| J30 | Austin Peay*           | W, 69-60               |
| F1  | at Eastern Illinois*   | L, 48-74               |
| F4  | Tennessee State*       | W, 50-39               |
| F11 | at Murray State*       | L, 62-63               |
| F13 | at SIU Edwardsville*   | L, 48-63               |
| F18 | UT Martin*             | L, 44-77               |
| F23 | at Jacksonville State* | W, 54-47               |
| F25 | at Austin Peay*        | L, 84-88               |

\* = Ohio Valley Conference Game

! = UAB Thanksgiving Classic

@ = Wright State Holiday Invitational

### 2012-13

#### 11-18, 5-11 OVC (t-9th/5th West)

|     |                        |          |
|-----|------------------------|----------|
| N9  | Wright State           | W, 78-66 |
| N12 | at UMKC                | L, 64-69 |
| N14 | at Kansas              | L, 58-68 |
| N19 | at Arkansas State      | W, 52-51 |
| N23 | at Houston!            | L, 44-61 |
| N24 | vs. UT-Pan American!   | W, 55-54 |
| N29 | at Missouri            | L, 51-80 |
| D1  | UIC                    | W, 67-62 |
| D5  | at Southern Illinois   | L, 57-58 |
| D8  | Western Illinois       | W, 56-47 |
| D16 | at Western Kentucky    | L, 46-60 |
| D21 | Missouri State         | L, 55-69 |
| D31 | at Belmont*            | L, 58-71 |
| J5  | Austin Peay*           | W, 71-57 |
| J7  | Murray State*          | W, 70-58 |
| J9  | Saint Louis*           | W, 59-52 |
| J14 | at Tennessee State*    | L, 58-68 |
| J16 | UT Martin*             | L, 71-82 |
| J21 | Morehead State*        | L, 64-70 |
| J26 | at Eastern Illinois*   | L, 62-82 |
| J28 | at SIU Edwardsville*   | L, 65-78 |
| F2  | Eastern Kentucky*      | L, 49-53 |
| F4  | at Austin Peay*        | W, 69-51 |
| F9  | Eastern Illinois*      | L, 46-64 |
| F11 | SIU Edwardsville*      | W, 67-62 |
| F16 | at UT Martin*          | L, 61-75 |
| F23 | at Jacksonville State* | L, 57-60 |
| F25 | Tennessee Tech*        | L, 51-64 |
| M2  | at Murray State*       | W, 61-58 |

\* = Ohio Valley Conference Game

! = David Jones Classic



Ty Margenthaler was named the seventh head coach in the history of the Southeast Missouri women's basketball program prior to the 2011-12 season.





# SOUTHEAST MISSOURI STATE UNIVERSITY

## Team .....W-L

|  |      |
|--|------|
| Abilene Christian .....                    | 1-0  |
| <b>Alabama A&amp;M ..... First Meeting</b> |      |
| Alabama State .....                        | 1-0  |
| Alaska-Anchorage .....                     | 1-0  |
| Alcorn State .....                         | 3-1  |
| <b>Arkansas ..... First Meeting</b>        |      |
| Arkansas-Little Rock .....                 | 2-2  |
| Arkansas State .....                       | 5-4  |
| Augustana College .....                    | 1-0  |
| <b>Austin Peay ..... 20-25</b>             |      |
| Baylor .....                               | 0-2  |
| Belleville Area College .....              | 0-1  |
| <b>Belmont ..... 3-3</b>                   |      |
| Bethel University .....                    | 2-0  |
| <b>Binghamton ..... First Meeting^</b>     |      |
| Bowling Green .....                        | 0-1  |
| <b>Bradley ..... First Meeting</b>         |      |
| Brigham Young .....                        | 0-1  |
| Buffalo .....                              | 2-0  |
| California Poly-Pomona .....               | 1-0  |
| Carthage .....                             | 2-0  |
| Central Arkansas .....                     | 3-2  |
| Central Methodist .....                    | 1-0  |
| Central Michigan .....                     | 0-1  |
| Central Missouri .....                     | 7-27 |
| Chicago State .....                        | 4-0  |
| Christian Brothers .....                   | 5-6  |
| Cleveland State .....                      | 2-0  |
| Colorado Christian .....                   | 1-0  |
| Colorado College .....                     | 1-0  |
| Cumberland .....                           | 1-0  |
| Danville Area College .....                | 1-0  |
| Delta State .....                          | 3-1  |
| <b>Eastern Illinois ..... 18-17</b>        |      |
| <b>Eastern Kentucky ..... 13-28</b>        |      |
| East Tennessee State .....                 | 1-2  |
| Eastern Washington .....                   | 0-1  |
| Elmhurst College .....                     | 1-0  |
| Evangel College .....                      | 1-1  |
| Evansville .....                           | 4-3  |
| Florida International .....                | 2-0  |
| Florida State .....                        | 0-2  |
| Forest Park C.C. ....                      | 4-3  |
| Gardner-Webb .....                         | 1-0  |
| Green Bay .....                            | 0-2  |
| Greenville College .....                   | 0-1  |
| Harris-Stowe .....                         | 2-0  |
| Hawai'i .....                              | 0-1  |
| Henderson State .....                      | 3-0  |
| Houston .....                              | 0-1  |

|   |      |
|---|------|
| Howard Payne .....                              | 1-0  |
| Illinois College .....                          | 1-0  |
| <b>Illinois Springfield ..... First Meeting</b> |      |
| Indianapolis .....                              | 1-0  |
| Indiana State .....                             | 0-5  |
| IPFW .....                                      | 1-1  |
| Jacson State .....                              | 1-0  |
| <b>Jacksonville State ..... 11-4</b>            |      |
| Johnson C. Smith .....                          | 1-0  |
| Kansas .....                                    | 0-1  |
| Kansas State .....                              | 0-1  |
| Kentucky Wesleyan .....                         | 5-1  |
| Langston .....                                  | 0-1  |
| Lincoln .....                                   | 18-7 |
| Lindenwood .....                                | 1-0  |
| Lindenwood-Belleville .....                     | 1-0  |
| Lipscomb .....                                  | 3-3  |
| Longwood .....                                  | 1-0  |
| Louisiana-Monroe@ .....                         | 1-1  |
| Louisiana Tech .....                            | 0-1  |
| Louisville .....                                | 0-1  |
| Lyon College .....                              | 1-0  |
| MacMurray College .....                         | 1-0  |
| Martin Methodist .....                          | 1-0  |
| Maryville .....                                 | 1-0  |
| McKendree College .....                         | 5-0  |
| Mankato State .....                             | 1-0  |
| Memphis .....                                   | 0-2  |
| Meramec C.C. ....                               | 4-5  |
| Metropolitan State .....                        | 1-0  |
| Middle Tennessee State .....                    | 4-16 |
| Millikin .....                                  | 2-0  |
| Mississippi .....                               | 0-2  |
| Mississippi State .....                         | 0-1  |
| Mississippi Valley State .....                  | 2-1  |
| <b>Missouri ..... 1-14</b>                      |      |
| Missouri Baptist .....                          | 8-0  |
| Missouri-Rolla .....                            | 23-8 |
| Missouri-St. Louis .....                        | 27-5 |
| Missouri Southern .....                         | 6-0  |
| <b>Missouri State+ ..... 2-11</b>               |      |
| Missouri Western .....                          | 2-0  |
| Montana .....                                   | 0-1  |
| Moorhead State (Minn.) .....                    | 1-0  |
| <b>Morehead State ..... 22-15</b>               |      |
| Morningside College .....                       | 2-0  |
| <b>Murray State ..... 29-23</b>                 |      |
| Nat'l. College of Education .....               | 2-0  |
| Nebraska-Omaha .....                            | 2-0  |
| Nevada .....                                    | 0-1  |
| Nevada-Las Vegas .....                          | 0-1  |

## New Mexico ..... First Meeting^

|                                     |       |
|-------------------------------------|-------|
| New Mexico State .....              | 0-1   |
| Nicholls State .....                | 1-0   |
| Norfolk State .....                 | 1-0   |
| North Carolina Central .....        | 1-0   |
| North Carolina State .....          | 0-2   |
| North Central College .....         | 0-1   |
| North Dakota State .....            | 0-2   |
| Northeastern Illinois .....         | 3-0   |
| Northern Colorado .....             | 0-1   |
| Northern Kentucky .....             | 0-1   |
| Northern Illinois .....             | 1-2   |
| Northern Iowa .....                 | 0-3   |
| Northwest Missouri .....            | 19-10 |
| Northwest Tennessee .....           | 0-1   |
| Notre Dame .....                    | 0-1   |
| Oklahoma .....                      | 0-4   |
| Oakland City .....                  | 8-0   |
| Oral Roberts .....                  | 7-1   |
| Pittsburg State .....               | 5-0   |
| Prairie View A&M .....              | 1-0   |
| Providence .....                    | 0-1   |
| Purdue .....                        | 0-1   |
| Quincy College .....                | 5-0   |
| Quinnipiac .....                    | 1-0   |
| Rust College .....                  | 1-1   |
| St. Cloud State .....               | 1-0   |
| St. Francis College .....           | 0-1   |
| St. Mary's (Texas) .....            | 1-0   |
| <b>Saint Louis ..... 8-9</b>        |       |
| Samford .....                       | 10-4  |
| Southeastern Louisiana .....        | 1-0   |
| <b>Southern Illinois ..... 6-24</b> |       |
| <b>SIU Edwardsville ..... 19-12</b> |       |
| Southern Arkansas .....             | 1-0   |
| Southern Indiana* .....             | 6-1   |
| Southern Mississippi .....          | 1-1   |
| Southern University .....           | 0-1   |
| Southwest Baptist .....             | 11-0  |
| Southwestern .....                  | 2-0   |
| Stanford .....                      | 0-1   |
| Stetson .....                       | 1-0   |
| Sul Ross State .....                | 1-0   |
| Tabor College .....                 | 1-0   |
| Tarleton State .....                | 1-0   |
| Tennessee-Chatanooga .....          | 1-0   |
| <b>Tennessee State ..... 20-19</b>  |       |
| <b>Tennessee Tech ..... 14-30</b>   |       |
| Texas A&M-Corpus Christi .....      | 0-1   |
| Texas Arlington .....               | 0-2   |
| Texas-El Paso .....                 | 0-1   |

|  |      |
|--|------|
| Texas-Pan American .....                 | 4-1  |
| Texas Southern .....                     | 1-0  |
| Texas State .....                        | 0-1  |
| Texas Tech .....                         | 0-1  |
| Troy .....                               | 0-2  |
| Truman State& .....                      | 14-4 |
| Tulane .....                             | 0-1  |
| Tulsa .....                              | 3-2  |
| UAB .....                                | 0-1  |
| UIC .....                                | 3-3  |
| <b>UMKC ..... 4-3</b>                    |      |
| Utah .....                               | 0-1  |
| <b>UT Martin ..... 29-28</b>             |      |
| Union .....                              | 1-3  |
| Washburn .....                           | 3-2  |
| Washington State .....                   | 0-1  |
| Washington University (Mo.) .....        | 1-0  |
| West Texas State .....                   | 1-2  |
| West Virginia Tech .....                 | 1-0  |
| <b>Western Illinois ..... 5-2</b>        |      |
| <b>Western Kentucky ..... 0-1</b>        |      |
| Western Michigan .....                   | 1-1  |
| <b>Wichita State ..... First Meeting</b> |      |
| William Baptist .....                    | 1-0  |
| William Woods .....                      | 2-7  |
| Wisconsin-Milwaukee .....                | 2-4  |
| Wright State .....                       | 2-1  |

## 2013-14 Opponents **Bold**

- + - Formerly Southwest Missouri St.
- & - Formerly Northeast Missouri St.
- @ - Formerly Southwestern Louisiana
- \* - Formerly Indiana State-Evansville
- ^ - Will play either Binghamton or New Mexico in New Mexico Thanksgiving Tournament

All-Time vs. Opponents

# 2013-14 Opponent History

## Austin Peay 20-25 (20-24 DI)

(H: 11-10, A: 9-13, N: 0-2)

| Date          | Location            | Result                 |
|---------------|---------------------|------------------------|
| Jan. 4, 1989  | Clarksville, Tenn.  | W, 72-58               |
| Jan. 4, 1992  | Cape Girardeau, Mo. | W, 79-72               |
| Feb. 1, 1992  | Clarksville, Tenn.  | W, 69-68               |
| Jan. 11, 1993 | Clarksville, Tenn.  | W, 70-63               |
| Feb. 22, 1993 | Cape Girardeau, Mo. | W, 77-45               |
| Jan. 31, 1994 | Clarksville, Tenn.  | W, 76-66               |
| Feb. 28, 1994 | Cape Girardeau, Mo. | L, 69-78               |
| Jan. 30, 1995 | Cape Girardeau, Mo. | W, 88-86               |
| Feb. 27, 1995 | Clarksville, Tenn.  | L, 73-82               |
| Jan. 15, 1996 | Clarksville, Tenn.  | L, 60-81               |
| Feb. 10, 1996 | Cape Girardeau, Mo. | L, 50-64               |
| Jan. 4, 1997  | Clarksville, Tenn.  | L, 58-86               |
| Feb. 3, 1997  | Cape Girardeau, Mo. | L, 60-77               |
| Dec. 6, 1997  | Cape Girardeau, Mo. | W, 77-76               |
| Feb. 4, 1998  | Clarksville, Tenn.  | L, 58-69               |
| Dec. 12, 1998 | Clarksville, Tenn.  | W, 69-55               |
| Jan. 12, 1999 | Cape Girardeau, Mo. | W, 76-56               |
| Jan. 8, 2000  | Cape Girardeau, Mo. | W, 74-72               |
| Feb. 5, 2000  | Clarksville, Tenn.  | L, 71-95               |
| Jan. 6, 2001  | Clarksville, Tenn.  | W, 87-80               |
| Feb. 1, 2001  | Cape Girardeau, Mo. | L, 66-67               |
| Jan. 26, 2002 | Cape Girardeau, Mo. | L, 73-77               |
| Feb. 23, 2002 | Clarksville, Tenn.  | W, 80-68               |
| Feb. 26, 2002 | Clarksville, Tenn.  | L, 67-76               |
| Jan. 25, 2003 | Clarksville, Tenn.  | L, 45-58*              |
| Feb. 22, 2003 | Cape Girardeau, Mo. | L, 78-80               |
| Mar. 8, 2003  | Nashville, Tenn.    | L, 61-85               |
| Jan. 8, 2004  | Cape Girardeau, Mo. | L, 54-64               |
| Jan. 24, 2004 | Clarksville, Tenn.  | L, 65-68               |
| Mar. 5, 2004  | Nashville, Tenn.    | L, 55-72*              |
| Jan. 13, 2007 | Clarksville, Tenn.  | L, 60-75               |
| Jan. 29, 2007 | Cape Girardeau, Mo. | W, 67-56               |
| Feb. 28, 2007 | Cape Girardeau, Mo. | W, 58-54*              |
| Jan. 12, 2008 | Clarksville, Tenn.  | W, 70-54               |
| Feb. 20, 2008 | Cape Girardeau, Mo. | W, 67-47               |
| Dec. 4, 2008  | Cape Girardeau, Mo. | L, 50-61               |
| Feb. 28, 2009 | Clarksville, Tenn.  | L, 74-80 <sup>OT</sup> |
| Dec. 3, 2009  | Clarksville, Tenn.  | L, 63-76               |
| Feb. 27, 2010 | Cape Girardeau, Mo. | L, 60-77               |
| Dec. 2, 2010  | Cape Girardeau, Mo. | L, 57-65               |
| Feb. 26, 2011 | Clarksville, Tenn.  | L, 51-71               |
| Jan. 30, 2012 | Cape Girardeau, Mo. | W, 69-60               |
| Feb. 25, 2012 | Clarksville, Tenn.  | L, 84-88               |
| Jan. 5, 2013  | Cape Girardeau, Mo. | W, 71-57               |
| Feb. 4, 2013  | Clarksville, Tenn.  | W, 69-51               |

## Belmont 3-3

(H: 2-1, A: 1-2)

| Date          | Location            | Result   |
|---------------|---------------------|----------|
| Nov. 27, 1981 | Cape Girardeau, Mo. | L, 65-66 |
| Feb. 11, 1998 | Cape Girardeau, Mo. | W, 63-61 |
| Jan. 21, 1999 | Nashville, Tenn.    | L, 57-70 |
| Feb. 16, 2000 | Cape Girardeau, Mo. | W, 87-72 |
| Dec. 9, 2000  | Nashville, Tenn.    | W, 81-72 |
| Dec. 31, 2012 | Nashville, Tenn.    | L, 58-71 |

## Eastern Illinois 18-17 (18-15 D1)

(H: 10-7, A: 8-8, N: 0-2)

| Date          | Location            | Result    |
|---------------|---------------------|-----------|
| Nov. 24, 1978 | Fulton, Mo.         | L, 50-56  |
| Jan. 22, 1982 | Charleston, Ill.    | L, 66-81  |
| Jan. 25, 1997 | Cape Girardeau, Mo. | L, 70-77  |
| Feb. 22, 1997 | Charleston, Ill.    | L, 54-89  |
| Jan. 24, 1998 | Cape Girardeau, Mo. | W, 48-41  |
| Feb. 21, 1998 | Charleston, Ill.    | L, 54-72  |
| Jan. 23, 1999 | Charleston, Ill.    | W, 75-64  |
| Feb. 20, 1999 | Cape Girardeau, Mo. | W, 101-86 |
| Jan. 22, 2000 | Cape Girardeau, Mo. | W, 83-70  |
| Feb. 19, 2000 | Charleston, Ill.    | W, 89-75  |
| Jan. 20, 2001 | Charleston, Ill.    | W, 77-71  |
| Feb. 17, 2001 | Cape Girardeau, Mo. | L, 47-70  |
| Jan. 5, 2002  | Charleston, Ill.    | W, 77-68  |
| Feb. 18, 2002 | Cape Girardeau, Mo. | W, 79-51  |
| Jan. 4, 2003  | Cape Girardeau, Mo. | W, 74-59  |
| Jan. 30, 2003 | Charleston, Ill.    | W, 82-64  |
| Mar. 4, 2003  | Cape Girardeau, Mo. | W, 79-76* |
| Jan. 13, 2004 | Charleston, Ill.    | W, 79-66  |
| Feb. 10, 2004 | Cape Girardeau, Mo. | W, 77-76  |
| Jan. 5, 2006  | Cape Girardeau, Mo. | L, 61-70  |
| Jan. 4, 2007  | Cape Girardeau, Mo. | W, 77-60  |
| Feb. 14, 2007 | Charleston, Ill.    | W, 63-42  |
| Jan. 5, 2008  | Charleston, Ill.    | W, 55-51  |
| Feb. 14, 2008 | Cape Girardeau, Mo. | W, 46-41  |
| Mar. 7, 2008  | Nashville, Tenn.    | L, 40-52* |
| Jan. 10, 2009 | Cape Girardeau, Mo. | W, 58-51  |
| Feb. 7, 2009  | Charleston, Ill.    | L, 53-73  |
| Jan. 9, 2010  | Cape Girardeau, Mo. | L, 39-67  |
| Feb. 6, 2010  | Charleston, Ill.    | L, 41-71  |
| Jan. 8, 2011  | Cape Girardeau, Mo. | L, 43-68  |
| Feb. 5, 2011  | Charleston, Ill.    | L, 49-74  |
| Jan. 14, 2012 | Cape Girardeau, Mo. | L, 46-73  |
| Feb. 1, 2012  | Charleston, Ill.    | L, 48-74  |
| Jan. 26, 2013 | Charleston, Ill.    | L, 62-82  |
| Feb. 9, 2013  | Cape Girardeau, Mo. | L, 46-64  |

## Eastern Kentucky 13-28 (13-27 DI)

(H: 8-11, A: 5-16, N: 0-1)

| Date          | Location            | Result                   |
|---------------|---------------------|--------------------------|
| Dec. 1, 1984  | Richmond, Ky.       | L, 64-70                 |
| Jan. 20, 1992 | Cape Girardeau, Mo. | L, 57-79                 |
| Feb. 15, 1992 | Richmond, Ky.       | L, 59-78                 |
| Jan. 25, 1993 | Cape Girardeau, Mo. | L, 60-66                 |
| Feb. 15, 1993 | Richmond, Ky.       | L, 58-65                 |
| Jan. 8, 1994  | Richmond, Ky.       | L, 58-74                 |
| Feb. 7, 1994  | Cape Girardeau, Mo. | L, 67-83                 |
| Jan. 7, 1995  | Cape Girardeau, Mo. | L, 79-86                 |
| Feb. 5, 1995  | Richmond, Ky.       | L, 71-78                 |
| Jan. 6, 1996  | Richmond, Ky.       | L, 73-79                 |
| Feb. 5, 1996  | Cape Girardeau, Mo. | W, 90-82                 |
| Jan. 11, 1997 | Cape Girardeau, Mo. | L, 55-71                 |
| Feb. 9, 1997  | Richmond, Ky.       | L, 44-81                 |
| Jan. 5, 1998  | Richmond, Ky.       | L, 58-97                 |
| Jan. 31, 1998 | Cape Girardeau, Mo. | L, 77-86                 |
| Feb. 24, 1998 | Richmond, Ky.       | L, 75-92                 |
| Jan. 2, 1999  | Cape Girardeau, Mo. | W, 101-93 <sup>2OT</sup> |
| Jan. 25, 1999 | Richmond, Ky.       | L, 61-62                 |
| Jan. 29, 2000 | Cape Girardeau, Mo. | W, 87-66                 |
| Feb. 26, 2000 | Richmond, Ky.       | L, 86-91 <sup>OT</sup>   |
| Jan. 29, 2001 | Richmond, Ky.       | L, 82-89                 |
| Feb. 22, 2001 | Cape Girardeau, Mo. | L, 82-91                 |
| Jan. 10, 2002 | Cape Girardeau, Mo. | L, 67-94                 |
| Feb. 9, 2002  | Richmond, Ky.       | L, 73-82                 |
| Jan. 13, 2003 | Richmond, Ky.       | L, 77-88                 |
| Feb. 8, 2003  | Cape Girardeau, Mo. | L, 75-81                 |
| Feb. 19, 2004 | Cape Girardeau, Mo. | W, 88-78                 |
| Feb. 17, 2005 | Richmond, Ky.       | L, 62-66                 |
| Mar. 5, 2005  | Nashville, Tenn.    | L, 73-84 <sup>2OT</sup>  |
| Jan. 2, 2007  | Richmond, Ky.       | W, 64-62                 |
| Feb. 10, 2007 | Cape Girardeau, Mo. | W, 73-72                 |
| Feb. 9, 2008  | Richmond, Ky.       | W, 72-67                 |
| Feb. 23, 2008 | Cape Girardeau, Mo. | W, 68-52                 |
| Jan. 17, 2009 | Cape Girardeau, Mo. | W, 71-54                 |
| Feb. 12, 2009 | Richmond, Ky.       | W, 66-56                 |
| Jan. 16, 2010 | Richmond, Ky.       | W, 43-41                 |
| Feb. 11, 2010 | Cape Girardeau, Mo. | L, 45-50                 |
| Jan. 15, 2011 | Cape Girardeau, Mo. | W, 74-58                 |
| Feb. 10, 2011 | Richmond, Ky.       | W, 64-57                 |
| Jan. 7, 2012  | Richmond, Ky.       | L, 37-52                 |
| Feb. 2, 2013  | Cape Girardeau, Mo. | L, 49-53                 |

## Jacksonville State 11-4

(H: 6-1, A: 5-3, N: 0-0)

| Date          | Location            | Result   |
|---------------|---------------------|----------|
| Jan. 29, 2004 | Jacksonville, Ala.  | L, 83-95 |
| Dec. 17, 2007 | Cape Girardeau, Mo. | W, 90-83 |





# SOUTHEAST MISSOURI STATE UNIVERSITY

|                                   |          |
|-----------------------------------|----------|
| Feb. 24, 2007 Jacksonville, Ala.  | W, 85-50 |
| Dec. 20, 2008 Jacksonville, Ala.  | W, 83-71 |
| Mar. 1, 2008 Cape Girardeau, Mo.  | W, 85-42 |
| Mar. 4, 2008 Cape Girardeau, Mo.  | W, 67-45 |
| Jan. 5, 2009 Jacksonville, Ala.   | W, 82-60 |
| Jan. 29, 2009 Cape Girardeau, Mo. | W, 57-37 |
| Jan. 4, 2010 Cape Girardeau, Mo.  | W, 56-53 |
| Jan. 28, 2010 Jacksonville, Ala.  | W, 52-47 |
| Dec. 19, 2011 Jacksonville, Ala.  | L, 48-62 |
| Jan. 27, 2011 Cape Girardeau, Mo. | L, 49-51 |
| Jan. 2, 2012 Cape Girardeau, Mo.  | W, 66-48 |
| Feb. 23, 2012 Jacksonville, Ala.  | W, 54-47 |
| Feb. 23, 2013 Jacksonville, Ala.  | L, 57-60 |

## Missouri 1-14 (1-10 DI) (H: 1-4, A: 0-9, N: 0-1)

| Date          | Location            | Result    |
|---------------|---------------------|-----------|
| 1975-76       | Columbia, Mo.       | L, 44-95  |
| 1976-77       | Cape Girardeau, Mo. | L, 39-97  |
| 1976-77       | Columbia, Mo.       | L, 55-89  |
| Nov. 28, 1978 | Columbia, Mo.       | L, 36-101 |
| Nov. 22, 1991 | Cape Girardeau, Mo. | L, 57-68  |
| Dec. 31, 1991 | Columbia, Mo.       | L, 50-58  |
| Dec. 11, 1993 | Columbia, Mo.       | L, 60-89  |
| Dec. 7, 1994  | Cape Girardeau, Mo. | L, 58-69  |
| Dec. 9, 1995  | Columbia, Mo.       | L, 62-75  |
| Dec. 2, 1996  | Cape Girardeau, Mo. | L, 65-103 |
| Nov. 20, 1997 | Columbia, Mo.       | L, 53-76  |
| Nov. 24, 1998 | Cape Girardeau, Mo. | W, 90-71  |
| Dec. 1, 2001  | Edinburg, Texas     | L, 62-80  |
| Dec. 29, 2008 | Columbia, Mo.       | L, 31-60  |
| Nov. 29, 2012 | Columbia, Mo.       | L, 51-80  |

## Missouri State 2-11 (1-5 DI) (H: 2-7, A: 0-4)

| Date          | Location            | Result   |
|---------------|---------------------|----------|
| 1975-76       | Cape Girardeau, Mo. | L, 44-95 |
| 1976-77       | Cape Girardeau, Mo. | L, 38-93 |
| Jan. 28, 1978 | Cape Girardeau, Mo. | L, 49-73 |
| Nov. 18, 1978 | Springfield, Mo.    | L, 67-69 |
| Feb. 1, 1979  | Cape Girardeau, Mo. | L, 54-63 |
| Nov. 18, 1980 | Cape Girardeau, Mo. | L, 69-84 |
| Jan. 29, 1982 | Cape Girardeau, Mo. | W, 84-68 |
| Nov. 26, 2002 | Springfield, Mo.    | L, 76-85 |
| Dec. 23, 2003 | Springfield, Mo.    | L, 59-87 |
| Dec. 22, 2004 | Cape Girardeau, Mo. | L, 64-73 |
| Nov. 14, 2008 | Cape Girardeau, Mo. | W, 67-64 |
| Nov. 21, 2009 | Springfield, Mo.    | L, 46-72 |
| Dec. 21, 2012 | Cape Girardeau, Mo. | L, 55-69 |

## Morehead State 22-15 (H: 14-6, A: 8-9)

| Date          | Location            | Result                 |
|---------------|---------------------|------------------------|
| Jan. 18, 1992 | Cape Girardeau, Mo. | W, 85-84               |
| Feb. 17, 1992 | Morehead, Ky.       | W, 70-69               |
| Jan. 23, 1993 | Cape Girardeau, Mo. | W, 80-75               |
| Feb. 13, 1993 | Morehead, Ky.       | W, 74-62               |
| Jan. 10, 1994 | Morehead, Ky.       | L, 73-80               |
| Feb. 5, 1994  | Cape Girardeau, Mo. | W, 72-54               |
| Jan. 9, 1995  | Cape Girardeau, Mo. | W, 81-78               |
| Feb. 4, 1995  | Morehead, Ky.       | W, 87-69               |
| Jan. 8, 1996  | Morehead, Ky.       | L, 83-95               |
| Feb. 3, 1996  | Cape Girardeau, Mo. | W, 84-79               |
| Jan. 13, 1997 | Cape Girardeau, Mo. | W, 75-72               |
| Feb. 8, 1997  | Morehead, Ky.       | L, 68-83               |
| Jan. 3, 1998  | Morehead, Ky.       | L, 95-98 <sup>OT</sup> |
| Feb. 2, 1998  | Cape Girardeau, Mo. | W, 82-74 <sup>OT</sup> |
| Jan. 4, 1999  | Cape Girardeau, Mo. | W, 65-58               |
| Jan. 30, 1999 | Morehead, Ky.       | W, 104-70              |
| Jan. 27, 2000 | Cape Girardeau, Mo. | W, 85-62               |
| Feb. 24, 2000 | Morehead, Ky.       | W, 82-76               |
| Jan. 27, 2001 | Morehead, Ky.       | W, 67-66               |
| Feb. 24, 2001 | Cape Girardeau, Mo. | W, 81-61               |
| Jan. 12, 2002 | Cape Girardeau, Mo. | L, 70-79               |
| Feb. 7, 2002  | Morehead, Ky.       | L, 72-79               |
| Jan. 11, 2003 | Morehead, Ky.       | W, 83-63               |
| Feb. 10, 2003 | Cape Girardeau, Mo. | W, 78-64               |
| Feb. 21, 2004 | Cape Girardeau, Mo. | W, 88-62               |
| Jan. 24, 2007 | Morehead, Ky.       | L, 58-68               |
| Feb. 8, 2007  | Cape Girardeau, Mo. | W, 84-70               |
| Jan. 24, 2008 | Cape Girardeau, Mo. | W, 66-58               |
| Feb. 7, 2008  | Morehead, Ky.       | W, 50-48               |
| Jan. 15, 2009 | Cape Girardeau, Mo. | L, 68-74               |
| Feb. 14, 2009 | Morehead, Ky.       | L, 54-55               |
| Jan. 14, 2010 | Morehead, Ky.       | L, 37-75               |
| Feb. 13, 2010 | Cape Girardeau, Mo. | L, 50-65               |
| Jan. 13, 2011 | Cape Girardeau, Mo. | L, 69-85               |
| Feb. 12, 2011 | Morehead, Ky.       | L, 40-89               |
| Dec. 28, 2011 | Cape Girardeau, Mo. | L, 57-61               |
| Jan. 21, 2013 | Cape Girardeau, Mo. | L, 64-70               |

## Murray State 27-23 (26-18 DI) (H: 16-10, A: 10-13, N: 1-0)

| Date          | Location            | Result    |
|---------------|---------------------|-----------|
| 1976-77       | Murray, Ky.         | L, 47-105 |
| 1976-77       | Cape Girardeau, Mo. | L, 38-63  |
| Dec. 4, 1984  | Murray, Ky.         | L, 64-74  |
| Jan. 16, 1985 | Cape Girardeau, Mo. | L, 64-66  |
| Nov. 28, 1989 | Murray, Ky.         | L, 68-72  |
| Nov. 26, 1990 | Cape Girardeau, Mo. | W, 76-56  |

|               |                     |                         |
|---------------|---------------------|-------------------------|
| Jan. 13, 1992 | Murray, Ky.         | W, 74-73                |
| Feb. 22, 1992 | Cape Girardeau, Mo. | W, 78-60                |
| Jan. 16, 1993 | Cape Girardeau, Mo. | W, 70-67                |
| Feb. 8, 1993  | Murray, Ky.         | W, 86-72                |
| Feb. 2, 1994  | Murray, Ky.         | W, 70-61                |
| Feb. 19, 1994 | Cape Girardeau, Mo. | W, 83-65                |
| Feb. 1, 1995  | Cape Girardeau, Mo. | L, 77-80                |
| Feb. 18, 1995 | Murray, Ky.         | L, 64-65                |
| Feb. 1, 1996  | Murray, Ky.         | L, 61-76                |
| Feb. 22, 1996 | Cape Girardeau, Mo. | W, 77-69                |
| Mar. 2, 1996  | Cape Girardeau, Mo. | L, 56-73                |
| Jan. 23, 1997 | Murray, Ky.         | L, 50-52                |
| Feb. 6, 1997  | Cape Girardeau, Mo. | W, 66-62                |
| Jan. 17, 1998 | Murray, Ky.         | W, 74-65                |
| Feb. 14, 1998 | Cape Girardeau, Mo. | L, 65-66                |
| Jan. 14, 1999 | Cape Girardeau, Mo. | W, 78-59                |
| Feb. 11, 1999 | Murray, Ky.         | L, 63-64                |
| Feb. 23, 1999 | Cape Girardeau, Mo. | W, 66-60*               |
| Jan. 15, 2000 | Murray, Ky.         | L, 49-54                |
| Feb. 12, 2000 | Cape Girardeau, Mo. | L, 55-66                |
| Jan. 11, 2001 | Cape Girardeau, Mo. | W, 74-66                |
| Feb. 8, 2001  | Murray, Ky.         | L, 61-62                |
| Jan. 19, 2002 | Murray, Ky.         | W, 64-59                |
| Feb. 16, 2002 | Cape Girardeau, Mo. | W, 72-64                |
| Jan. 18, 2003 | Cape Girardeau, Mo. | W, 82-69                |
| Feb. 15, 2003 | Murray, Ky.         | W, 62-53                |
| Feb. 7, 2004  | Cape Girardeau, Mo. | W, 74-60                |
| Feb. 26, 2004 | Murray, Ky.         | L, 59-64                |
| Mar. 2, 2004  | Cape Girardeau, Mo. | W, 76-51*               |
| Jan. 8, 2007  | Murray, Ky.         | W, 67-61                |
| Jan. 27, 2007 | Cape Girardeau, Mo. | W, 66-63 <sup>2OT</sup> |
| Mar. 3, 2007  | Nashville, Tenn.    | W, 62-60*               |
| Jan. 7, 2008  | Cape Girardeau, Mo. | L, 68-71                |
| Jan. 26, 2008 | Murray, Ky.         | W, 81-74                |
| Jan. 24, 2009 | Murray, Ky.         | L, 65-80                |
| Feb. 19, 2009 | Cape Girardeau, Mo. | W, 69-51                |
| Jan. 23, 2010 | Cape Girardeau, Mo. | L, 72-90                |
| Feb. 18, 2010 | Murray, Ky.         | L, 52-61                |
| Jan. 22, 2011 | Murray, Ky.         | W, 48-44                |
| Feb. 17, 2011 | Cape Girardeau, Mo. | L, 34-54                |
| Dec. 31, 2011 | Cape Girardeau, Mo. | L, 75-80                |
| Feb. 11, 2012 | Murray, Ky.         | L, 62-63                |
| Jan. 7, 2013  | Cape Girardeau, Mo. | W, 70-58                |
| Mar. 2, 2013  | Murray, Ky.         | W, 61-58                |

## Saint Louis 8-9 (6-3 DI) (H: 5-4, A: 3-5)

| Date          | Location            | Result   |
|---------------|---------------------|----------|
| Nov. 18, 1977 | St. Louis, Mo.      | L, 58-67 |
| Dec. 13, 1978 | Cape Girardeau, Mo. | L, 54-66 |
| Feb. 1, 1979  | St. Louis, Mo.      | L, 49-73 |

## 2013-14 Opponent History

## 2013-14 Opponent History

|               |                     |          |
|---------------|---------------------|----------|
| Nov. 16, 1979 | St. Louis, Mo.      | L, 57-79 |
| Feb. 8, 1980  | Cape Girardeau, Mo. | L, 61-78 |
| Jan. 30, 1981 | Cape Girardeau, Mo. | L, 54-71 |
| Nov. 30, 1981 | Cape Girardeau, Mo. | W, 69-63 |
| Jan. 28, 1983 | Cape Girardeau, Mo. | W, 77-45 |
| Dec. 10, 1991 | St. Louis, Mo.      | W, 74-54 |
| Dec. 30, 1992 | St. Louis, Mo.      | W, 64-51 |
| Jan. 18, 1993 | Cape Girardeau, Mo. | W, 58-52 |
| Dec. 30, 1993 | St. Louis, Mo.      | W, 59-44 |
| Jan. 13, 1994 | Cape Girardeau, Mo. | L, 59-63 |
| Dec. 3, 1994  | St. Louis, Mo.      | L, 54-64 |
| Jan. 18, 1995 | Cape Girardeau, Mo. | W, 89-69 |
| Nov. 13, 2011 | St. Louis, Mo.      | L, 45-54 |
| Jan. 9, 2013  | Cape Girardeau, Mo. | W, 59-52 |

### SIU Edwardsville 19-12

(H: 12-4, A: 7-7, N: 0-1)

| Date          | Location            | Result   |
|---------------|---------------------|----------|
| Jan. 20, 1978 | Edwardsville, Ill.  | L, 58-67 |
| Feb. 16, 1978 | Cape Girardeau, Mo. | L, 53-59 |
| Dec. 5, 1978  | Cape Girardeau, Mo. | L, 61-62 |
| 1978-79       | Edwardsville, Ill.  | W, 53-50 |
| Dec. 8, 1979  | Cape Girardeau, Mo. | W, 77-53 |
| Jan. 12, 1980 | Edwardsville, Ill.  | W, 59-57 |
| Nov. 22, 1980 | Cape Girardeau, Mo. | W, 99-76 |
| Jan. 9, 1981  | DeKalb, Ill.        | L, 67-71 |
| Nov. 21, 1981 | Cape Girardeau, Mo. | W, 75-71 |
| Jan. 7, 1983  | Cape Girardeau, Mo. | W, 78-60 |
| Dec. 10, 1983 | Edwardsville, Ill.  | W, 76-52 |
| Dec. 14, 1984 | Cape Girardeau, Mo. | W, 72-58 |
| Feb. 18, 1985 | Edwardsville, Ill.  | W, 52-46 |
| Dec. 4, 1985  | Cape Girardeau, Mo. | W, 80-48 |
| Feb. 5, 1986  | Edwardsville, Ill.  | W, 71-54 |
| Nov. 22, 1986 | Edwardsville, Ill.  | W, 55-50 |
| Jan. 19, 1987 | Cape Girardeau, Mo. | W, 83-55 |
| Nov. 25, 1987 | Cape Girardeau, Mo. | W, 77-55 |
| Jan. 25, 1988 | Edwardsville, Ill.  | L, 57-65 |
| Dec. 9, 1988  | Edwardsville, Ill.  | L, 66-74 |
| Jan. 30, 1989 | Cape Girardeau, Mo. | W, 87-52 |
| Jan. 8, 1990  | Edwardsville, Ill.  | W, 91-72 |
| Feb. 5, 1990  | Cape Girardeau, Mo. | W, 99-68 |
| Dec. 4, 1990  | Edwardsville, Ill.  | L, 57-58 |
| Jan. 21, 1991 | Cape Girardeau, Mo. | W, 98-64 |
| Feb. 2, 2010  | Cape Girardeau, Mo. | L, 57-59 |
| Feb. 21, 2011 | Edwardsville, Ill.  | L, 51-60 |
| Jan. 16, 2012 | Cape Girardeau, Mo. | L, 43-58 |
| Feb. 13, 2012 | Edwardsville, Ill.  | L, 48-63 |
| Jan. 28, 2013 | Edwardsville, Ill.  | L, 65-78 |
| Feb. 11, 2013 | Cape Girardeau, Mo. | W, 67-62 |

### Southern Illinois\* 3-7 (2-1 DI) (H: 3-3, A: 0-4)

| Date          | Location            | Result   |
|---------------|---------------------|----------|
| Jan. 25, 1975 | Carbondale, Ill.    | L, 35-64 |
| Feb. 19, 1975 | Cape Girardeau, Mo. | L, 57-67 |
| Jan. 22, 1976 | Cape Girardeau, Mo. | L, 20-70 |
| Dec. 7, 1977  | Cape Girardeau, Mo. | W, 42-36 |
| Feb. 21, 1978 | Carbondale, Ill.    | L, ^     |
| Nov. 21, 1980 | Carbondale, Ill.    | L, 58-93 |
| Dec. 6, 1981  | Cape Girardeau, Mo. | L, 55-68 |
| Nov. 24, 2001 | Cape Girardeau, Mo. | W, 81-70 |
| Nov. 21, 2003 | Cape Girardeau, Mo. | W, 73-64 |
| Dec. 5, 2012  | Carbondale, Ill.    | L, 57-58 |

\*Records unavailable prior to 1975-76 season

^Results unavailable

### Tennessee State 20-19

(H: 13-6, A: 7-12, N: 0-1)

| Date          | Location            | Result                  |
|---------------|---------------------|-------------------------|
| Jan. 27, 1992 | Nashville, Tenn.    | L, 44-50                |
| Feb. 10, 1992 | Cape Girardeau, Mo. | W, 70-48                |
| Jan. 9, 1993  | Nashville, Tenn.    | L, 59-68                |
| Feb. 20, 1993 | Cape Girardeau, Mo. | L, 67-71                |
| Jan. 22, 1994 | Cape Girardeau, Mo. | W, 96-61                |
| Jan. 29, 1994 | Nashville, Tenn.    | L, 59-68                |
| Jan. 21, 1995 | Cape Girardeau, Mo. | L, 51-88                |
| Jan. 28, 1995 | Nashville, Tenn.    | L, 61-68                |
| Jan. 20, 1996 | Nashville, Tenn.    | W, 69-48                |
| Feb. 19, 1996 | Cape Girardeau, Mo. | W, 71-68                |
| Jan. 6, 1997  | Cape Girardeau, Mo. | L, 54-82                |
| Feb. 1, 1997  | Nashville, Tenn.    | L, 70-84                |
| Dec. 8, 1997  | Cape Girardeau, Mo. | W, 74-65                |
| Jan. 14, 1998 | Nashville, Tenn.    | L, 39-73                |
| Dec. 5, 1998  | Cape Girardeau, Mo. | W, 63-48                |
| Feb. 2, 1999  | Nashville, Tenn.    | W, 74-71                |
| Jan. 6, 2000  | Cape Girardeau, Mo. | W, 58-46                |
| Feb. 3, 2000  | Nashville, Tenn.    | L, 60-65                |
| Jan. 4, 2001  | Nashville, Tenn.    | W, 82-80                |
| Feb. 3, 2001  | Cape Girardeau, Mo. | W, 95-84                |
| Jan. 14, 2002 | Cape Girardeau, Mo. | W, 77-53                |
| Jan. 31, 2002 | Nashville, Tenn.    | L, 79-88 <sup>2OT</sup> |
| Feb. 3, 2003  | Cape Girardeau, Mo. | W, 77-64                |
| Mar. 1, 2003  | Nashville, Tenn.    | W, 81-72                |
| Jan. 15, 2004 | Cape Girardeau, Mo. | W, 102-45               |
| Feb. 14, 2004 | Nashville, Tenn.    | W, 87-58                |
| Dec. 7, 2006  | Nashville, Tenn.    | W, 67-53                |
| Jan. 18, 2007 | Cape Girardeau, Mo. | W, 64-46                |
| Dec. 6, 2007  | Cape Girardeau, Mo. | L, 49-61                |
| Jan. 17, 2008 | Nashville, Tenn.    | W, 70-51                |
| Dec. 6, 2008  | Cape Girardeau, Mo. | L, 55-59                |

|               |                     |           |
|---------------|---------------------|-----------|
| Feb. 26, 2009 | Nashville, Tenn.    | L, 54-70  |
| Mar. 3, 2009  | Nashville, Tenn.    | L, 66-77* |
| Dec. 5, 2009  | Nashville, Tenn.    | L, 50-54  |
| Feb. 25, 2010 | Cape Girardeau, Mo. | L, 53-76  |
| Dec. 4, 2010  | Cape Girardeau, Mo. | W, 51-46  |
| Feb. 24, 2011 | Nashville, Tenn.    | L, 35-58  |
| Feb. 4, 2012  | Cape Girardeau, Mo. | W, 50-39  |
| Jan. 14, 2013 | Nashville, Tenn.    | L, 58-68  |

### Tennessee Tech 14-27

(H: 9-9, A: 4-17, N: 1-1)

| Date          | Location            | Result    |
|---------------|---------------------|-----------|
| Jan. 25, 1992 | Cookeville, Tenn.   | L, 58-83  |
| Feb. 8, 1992  | Cape Girardeau, Mo. | L, 71-83  |
| Mar. 9, 1992  | Cookeville, Tenn.   | L, 74-87* |
| Feb. 1, 1993  | Cape Girardeau, Mo. | L, 67-69  |
| Mar. 1, 1993  | Cookeville, Tenn.   | L, 53-73  |
| Jan. 15, 1994 | Cape Girardeau, Mo. | W, 70-56  |
| Feb. 12, 1994 | Cookeville, Tenn.   | L, 53-71  |
| Jan. 14, 1995 | Cookeville, Tenn.   | L, 49-73  |
| Feb. 13, 1995 | Cape Girardeau, Mo. | L, 62-72  |
| Mar. 4, 1995  | Nashville, Tenn.    | L, 59-82* |
| Jan. 22, 1996 | Cape Girardeau, Mo. | W, 87-81  |
| Feb. 17, 1996 | Cookeville, Tenn.   | W, 63-62  |
| Jan. 20, 1997 | Cookeville, Tenn.   | L, 68-75  |
| Feb. 15, 1997 | Cape Girardeau, Mo. | L, 67-85  |
| Jan. 12, 1998 | Cape Girardeau, Mo. | L, 60-66  |
| Feb. 9, 1998  | Cookeville, Tenn.   | L, 52-65  |
| Jan. 9, 1999  | Cookeville, Tenn.   | L, 64-82  |
| Feb. 6, 1999  | Cape Girardeau, Mo. | W, 74-70  |
| Feb. 27, 1999 | Nashville, Tenn.    | L, 62-73* |
| Dec. 2, 1999  | Cookeville, Tenn.   | L, 61-65  |
| Jan. 18, 2000 | Cape Girardeau, Mo. | L, 65-82  |
| Jan. 9, 2001  | Cape Girardeau, Mo. | L, 79-80  |
| Feb. 6, 2001  | Cookeville, Tenn.   | L, 75-89  |
| Jan. 8, 2002  | Cape Girardeau, Mo. | L, 77-80  |
| Feb. 2, 2002  | Cookeville, Tenn.   | L, 79-88  |
| Feb. 1, 2003  | Cape Girardeau, Mo. | W, 86-80  |
| Feb. 27, 2003 | Cookeville, Tenn.   | W, 76-72  |
| Mar. 7, 2003  | Nashville, Tenn.    | W, 78-65* |
| Jan. 10, 2004 | Cape Girardeau, Mo. | W, 102-90 |
| Jan. 22, 2004 | Cookeville, Tenn.   | L, 57-65  |
| Jan. 8, 2005  | Cookeville, Tenn.   | L, 78-80  |
| Dec. 10, 2005 | Cape Girardeau, Mo. | L, 77-81  |
| Dec. 9, 2006  | Cookeville, Tenn.   | L, 58-59  |
| Jan. 20, 2007 | Cape Girardeau, Mo. | W, 77-52  |
| Dec. 8, 2007  | Cape Girardeau, Mo. | W, 66-60  |
| Jan. 19, 2008 | Cookeville, Tenn.   | W, 49-39  |
| Jan. 3, 2009  | Cookeville, Tenn.   | W, 56-41  |
| Jan. 31, 2009 | Cape Girardeau, Mo. | W, 61-55  |
| Jan. 2, 2010  | Cape Girardeau, Mo. | W, 61-56  |





# SOUTHEAST MISSOURI STATE UNIVERSITY

Jan. 30, 2010 Cookeville, Tenn. L, 56-59  
 Dec. 21, 2010 Cookeville, Tenn. L, 48-62  
 Jan. 29, 2011 Cape Girardeau, Mo. L, 59-69  
 Jan. 21, 2012 Cookeville, Tenn. L, 57-60<sup>OT</sup>  
 Feb. 25, 2013 Cape Girardeau, Mo. L, 51-64

## UMKC

4-3

(H: 2-1, A: 2-2)

| Date          | Location            | Result                |
|---------------|---------------------|-----------------------|
| Dec. 3, 1991  | Kansas City, Mo.    | L, 51-70              |
| Feb. 6, 1993  | Cape Girardeau, Mo. | L, 50-75              |
| Feb. 21, 1994 | Kansas City, Mo.    | W, 84-64              |
| Nov. 28, 1994 | Cape Girardeau, Mo. | W, 63-58              |
| Nov. 23, 1999 | Cape Girardeau, Mo. | W, 70-71 <sup>A</sup> |
| Nov. 21, 2000 | Kansas City, Mo.    | W, 65-48              |
| Nov. 12, 2012 | Kansas City, Mo.    | L, 64-69              |

<sup>A</sup>UMKC forfeit due to using ineligible players.

## UT Martin

29-28 (18-21 DI)

(H: 17-13, A: 12-15)

| Date          | Location            | Result                 |
|---------------|---------------------|------------------------|
| 1976-77       | Cape Girardeau, Mo. | L, 47-66               |
| 1976-77       | Martin, Tenn.       | L, 33-83               |
| Dec. 1, 1977  | Cape Girardeau, Mo. | L, 35-74               |
| Jan. 24, 1978 | Martin, Tenn.       | L, 47-67               |
| 1978-79       | Cape Girardeau, Mo. | L, 48-73               |
| Dec. 4, 1980  | Cape Girardeau, Mo. | L, 61-64               |
| Nov. 28, 1982 | Martin, Tenn.       | L, 72-82 <sup>OT</sup> |
| Dec. 7, 1984  | Martin, Tenn.       | W, 85-73               |
| Feb. 6, 1985  | Cape Girardeau, Mo. | W, 71-57               |
| Nov. 25, 1985 | Cape Girardeau, Mo. | W, 79-68               |
| Dec. 12, 1985 | Martin, Tenn.       | W, 71-59               |
| Nov. 26, 1986 | Cape Girardeau, Mo. | W, 78-59               |
| Jan. 26, 1987 | Martin, Tenn.       | W, 67-65               |
| Dec. 2, 1987  | Martin, Tenn.       | W, 79-78               |
| Feb. 13, 1988 | Cape Girardeau, Mo. | W, 73-66               |
| Nov. 28, 1988 | Cape Girardeau, Mo. | W, 81-51               |
| Jan. 2, 1989  | Martin, Tenn.       | W, 72-68               |
| Dec. 1, 1990  | Cape Girardeau, Mo. | W, 78-66               |
| Jan. 28, 1993 | Martin, Tenn.       | W, 69-50               |
| Feb. 24, 1993 | Cape Girardeau, Mo. | W, 80-56               |
| Jan. 24, 1994 | Cape Girardeau, Mo. | W, 96-61               |
| Feb. 26, 1994 | Martin, Tenn.       | W, 84-76               |
| Jan. 23, 1995 | Martin, Tenn.       | W, 63-61               |
| Feb. 25, 1995 | Cape Girardeau, Mo. | L, 89-91               |
| Jan. 11, 1996 | Cape Girardeau, Mo. | W, 86-68               |
| Feb. 8, 1996  | Martin, Tenn.       | L, 84-86               |
| Jan. 9, 1997  | Cape Girardeau, Mo. | L, 53-66               |
| Feb. 20, 1997 | Martin, Tenn.       | L, 60-61               |
| Jan. 19, 1998 | Martin, Tenn.       | L, 58-80               |

|               |                     |                        |
|---------------|---------------------|------------------------|
| Feb. 16, 1998 | Cape Girardeau, Mo. | L, 64-79               |
| Jan. 16, 1999 | Cape Girardeau, Mo. | W, 75-55               |
| Feb. 13, 1999 | Martin, Tenn.       | L, 70-84               |
| Jan. 13, 2000 | Martin, Tenn.       | L, 65-71               |
| Feb. 10, 2000 | Cape Girardeau, Mo. | L, 64-74               |
| Jan. 13, 2001 | Cape Girardeau, Mo. | W, 79-66               |
| Feb. 10, 2001 | Martin, Tenn.       | W, 80-67               |
| Feb. 27, 2001 | Cape Girardeau, Mo. | L, 63-68*              |
| Jan. 17, 2002 | Martin, Tenn.       | W, 77-53               |
| Feb. 14, 2002 | Cape Girardeau, Mo. | W, 61-51               |
| Jan. 20, 2003 | Cape Girardeau, Mo. | W, 70-49               |
| Feb. 17, 2003 | Martin, Tenn.       | L, 59-60               |
| Feb. 5, 2004  | Cape Girardeau, Mo. | W, 83-60               |
| Feb. 28, 2004 | Martin, Tenn.       | L, 75-78               |
| Feb. 3, 2007  | Martin, Tenn.       | L, 54-63               |
| Feb. 17, 2007 | Cape Girardeau, Mo. | W, 58-52               |
| Feb. 2, 2008  | Cape Girardeau, Mo. | W, 58-51 <sup>OT</sup> |
| Feb. 16, 2008 | Martin, Tenn.       | W, 53-43               |
| Jan. 22, 2009 | Martin, Tenn.       | W, 62-54               |
| Feb. 21, 2009 | Cape Girardeau, Mo. | W, 58-39               |
| Jan. 21, 2010 | Cape Girardeau, Mo. | L, 46-49               |
| Feb. 20, 2010 | Martin, Tenn.       | L, 43-65               |
| Jan. 19, 2011 | Martin, Tenn.       | L, 69-92               |
| Feb. 19, 2011 | Cape Girardeau, Mo. | L, 55-85               |
| Jan. 28, 2012 | Martin, Tenn.       | L, 47-88               |
| Feb. 18, 2012 | Cape Girardeau, Mo. | L, 44-77               |
| Jan. 16, 2013 | Cape Girardeau, Mo. | L, 71-82               |
| Feb. 16, 2013 | Martin, Tenn.       | L, 61-75               |

## Western Kentucky

0-1

(H: N/A, A: 0-1)

| Date          | Location           | Result   |
|---------------|--------------------|----------|
| Dec. 16, 2012 | Bowling Green, Ky. | L, 46-60 |

## Western Illinois

5-2

(H: 4-0, A: 0-2, N: 1-0)

| Date          | Location            | Result   |
|---------------|---------------------|----------|
| Jan. 2, 1982  | Cape Girardeau, Mo. | W, 78-64 |
| Dec. 28, 1993 | Macomb, Ill.        | L, 70-71 |
| Jan. 11, 1995 | Cape Girardeau, Mo. | W, 75-58 |
| Dec. 2, 1995  | Pullman, Wash.      | W, 83-64 |
| Jan. 25, 1996 | Macomb, Ill.        | L, 57-75 |
| Nov. 25, 1997 | Cape Girardeau, Mo. | W, 70-68 |
| Dec. 8, 2012  | Cape Girardeau, Mo. | W, 56-47 |

## 2013-14 Opponent History

# Postseason History

## Ohio Valley Conference Tournament (8-15)

### 1992 (Cookeville, Tenn. – Eblen Center)

#### Semifinals

#1 Tennessee Tech 87, #4 Southeast Missouri 74

### 1994 (Nashville, Tenn. – Municipal Auditorium)

#### First Round

#4 Middle Tennessee 71, #5 Southeast Missouri 70

### 1995 (Nashville, Tenn. – Municipal Auditorium)

#### First Round

#2 Tennessee Tech 82, #7 Southeast Missouri 59

### 1996 (Nashville, Tenn. – Municipal Auditorium)

#### First Round

#6 Murray State 73, #3 Southeast Missouri 56

### 1998 (Nashville, Tenn. – Nashville Arena)

#### First Round

#1 Eastern Kentucky 92, #8 Southeast Missouri 75

### 1999 (Nashville, Tenn. – Nashville Arena)

#### First Round (Campus Site)

#4 Southeast Missouri 66, #5 Murray State 60

#### Semifinals

#1 Tennessee Tech 73, #4 Southeast Missouri 62

### 2000 (Nashville, Tenn. – Gaylord Entertainment Center)

#### First Round (Campus Site)

#2 Middle Tennessee 76, #7 Southeast Missouri 57

### 2001 (Nashville, Tenn. – Gaylord Entertainment Center)

#### First Round (Campus Site)

#5 UT Martin 68, #4 Southeast Missouri 63

### 2002 (Louisville, Ky. – Kentucky International Convention Center)

#### First Round (Campus Site)

#4 Austin Peay 76, #5 Southeast Missouri 67

### 2003 (Nashville, Tenn. – Gaylord Entertainment Center)

#### First Round (Campus Site)

#2 Southeast Missouri 79, #7 Eastern Illinois 76

#### Semifinals

#2 Southeast Missouri 78, #6 Tennessee Tech 65

#### Championship

#1 Austin Peay 85, #2 Southeast Missouri 61

### 2004 (Nashville, Tenn. – Municipal Auditorium)

#### First Round (Campus Site)

#4 Southeast Missouri 76, #5 Murray State 51

#### Semifinals

#1 Austin Peay 72, #4 Southeast Missouri 55

### 2005 (Nashville, Tenn. – Gaylord Entertainment Center)

#### First Round (Campus Site)

#2 Southeast Missouri 47, #7 Samford 45\*

#### Semifinals

#2 Southeast Missouri 71, #3 Tennessee Tech 68\*

#### Championship

#1 Eastern Kentucky 84, #2 Southeast Missouri 73 (2OT)

\*Win vacated due to NCAA sanctions

### 2006 (Nashville, Tenn. – Gaylord Entertainment Center)

#### First Round (Campus Site)

#2 Southeast Missouri 80, #7 Murray State 49\*

#### Semifinals

#2 Southeast Missouri 59, #3 Samford 52\*

#### Championship

#2 Southeast Missouri 71, #1 Tennessee Tech 50\*

\*Win vacated due to NCAA sanctions

### 2007 (Nashville, Tenn. – Gaylord Entertainment Center)

#### First Round (Campus Site)

#1 Southeast Missouri 58, #8 Austin Peay 54

#### Semifinals

#1 Southeast Missouri 57, #4 Samford 51

#### Championship

#1 Southeast Missouri 62, #2 Murray State 60

### 2008 (Nashville, Tenn. – Municipal Auditorium)

#### First Round

#1 Southeast Missouri 67, #8 Jacksonville State 45

#### Semifinals

#4 Eastern Illinois 52, #1 Southeast Missouri 40

### 2009 (Nashville, Tenn. – Sommet Center)

#### First Round (Campus Site)

#3 Tennessee State 77, #6 Southeast Missouri 66

## NCAA Tournament (0-1)

### 2006 (Denver, Colo. – Pepsi Center)\*

March 18: 4) #13 Stanford 72, 13) Southeast Missouri 45

\*Tournament appearance vacated due to NCAA sanctions

### 2007 (Austin, Texas – Erwin Center)

March 17: 3) #11 Oklahoma 74, 14) Southeast Missouri 60

## WNIT (0-1)

### 2008 (Evansville, Ind. – PAC Arena)

March 20: Evansville 60, Southeast Missouri 58

## OVC Tournament Breakdown

### W-L Records by Opponent

|                          |     |
|--------------------------|-----|
| Austin Peay .....        | 1-3 |
| Belmont .....            | N/A |
| Eastern Illinois .....   | 1-1 |
| Eastern Kentucky .....   | 0-2 |
| Jacksonville State ..... | 1-0 |
| Middle Tennessee* .....  | 0-2 |
| Morehead State .....     | N/A |
| Murray State .....       | 3-1 |
| Samford* .....           | 1-0 |
| Tennessee State .....    | 0-1 |
| Tennessee Tech .....     | 1-3 |
| UT Martin .....          | 0-1 |

\*No longer OVC members





# SOUTHEAST MISSOURI STATE UNIVERSITY

|                  |         |
|------------------|---------|
| <b>A</b>         |         |
| Lesley Adams     | 2008-09 |
| Jessica Aebi     | 2003-04 |
| Jenny Anderson   | 2000-01 |
| Edith Allenworth | 1981-82 |
| Melissa Anthony  | 2003-04 |

|                         |              |
|-------------------------|--------------|
| <b>B</b>                |              |
| Tammy Babcock           | 1980-81      |
| Janice Baeten           | 1993-95      |
| Debbie Baldwin          | 1975-76      |
| TaKeela Ball            | 2001-02      |
| Terri Baker             | 1979-80      |
| Cindy Bates             | 2000-02      |
| Lisa Bean               | 1981-83      |
| Bianca Beck             | 2008-12      |
| Mikal Bencomo           | 2006-08      |
| Veronica Benson         | 2000-02      |
| Pam Benton              | 1977-81      |
| Joann Betts             | 1977-82      |
| Debra Beussink          | 1976-78      |
| Kathy Blair             | 1981-82      |
| Brenda Blissett         | 1984-85      |
| Delborah Blissett       | 1979-80      |
| Virginia Blissett       | 1983-86      |
| Rachel Blunt            | 2005-09      |
| Sherri Boswell          | 1975-76      |
| <b>Allyson Bradshaw</b> | <b>2011-</b> |
| Tami Branson            | 1980-81      |
| Gail Brink              | 1975-76      |
| Chandra Brown           | 2003-05      |
| Kim Brown               | 2000-01      |

|                   |         |
|-------------------|---------|
| <b>C</b>          |         |
| Moneik Campbell   | 1996-00 |
| Anne Cate         | 1990-95 |
| Jennifer Cavaness | 1990-92 |
| Wilma Clark       | 1976-78 |
| Lori Chase        | 1999-03 |
| Candice Coffey    | 2001-02 |
| Jean Collette     | 1978-79 |
| Pat Colon         | 1982-87 |
| Tatiana Conceicao | 2004-06 |
| Anne Cook         | 1985-88 |
| Shauna Cook       | 1995-99 |
| Sherry Cook       | 1995-99 |
| Paula Corder-King | 1998-00 |
| Sarah Costello    | 2002-04 |
| Sami Jo Cotton    | 2003-04 |
| Arie Crawford     | 1976-81 |
| Jayne Creek       | 1980-81 |
| Kathleen Crowe    | 1978-79 |
| Anne Crowley      | 1981-83 |

|                  |         |
|------------------|---------|
| <b>D</b>         |         |
| Michelle Daniel  | 1985-87 |
| Sonya Daugherty  | 2005-09 |
| Theresa Davidson | 1983-85 |
| Jasmine Davis    | 2009-11 |
| Jodi Davis       | 1992-93 |
| Heather Diebold  | 2005-07 |
| Terri Doehring   | 1980-81 |
| Mathilde Dufour  | 2006-09 |
| Christy Dunlap   | 1983-84 |
| Katrisha Dunn    | 2004-06 |

|                  |         |
|------------------|---------|
| <b>E</b>         |         |
| Mary Eldringhoff | 1975-76 |
| Karley Evans     | 2010-12 |
| Leanne Evans     | 2004-05 |
| Becky Exman      | 1975-76 |

|                  |           |
|------------------|-----------|
| <b>F</b>         |           |
| Stephanie Faith  | 1994-98   |
| Shelah Fields    | 2009-12   |
| Sandy File       | 1988-92   |
| Toré Fite        | 2007-2008 |
| Gwen Fitzpatrick | 1990-93   |
| Jenny Foeste     | 1989-90   |
| Lisa Foster      | 1987-88   |
| Sue Foster       | 1993-94   |
| Sarah Frazier    | 1996-98   |
| Liz Frischman    | 1978-80   |

|                    |         |
|--------------------|---------|
| <b>G</b>           |         |
| Roberta Granderson | 1991-95 |
| Jennifer Gries     | 1999-01 |
| Susan Guidicy      | 1980-81 |
| Many Ann Glaus     | 1981-82 |
| Crysta Glenn       | 2007-09 |
| Tanya Guell        | 2001-03 |

|                        |              |
|------------------------|--------------|
| <b>H</b>               |              |
| <b>Olivia Hackmann</b> | <b>2012-</b> |
| Dru Haertling          | 2012-13      |
| Debbie Hanneke         | 1976-77      |
| Brittany Harriel       | 2009-13      |
| Dana Hawkins           | 1996-98      |
| Gray C. Harris         | 1992-96      |
| Sheila Harris          | 1982-83      |
| Tonia Harris           | 1991-95      |
| Rachaelle Hayes        | 1982-84      |
| Sandy Heitschmidt      | 1983-87      |
| Julie Heitz            | 1994-97      |
| Mary Herring           | 1982-84      |
| Josie Herzog           | 1980-81      |
| Tammy Hoffmeister      | 1980-81      |
| Stephanie Holland      | 1990-95      |
| Amber Holmes           | 2008-12      |
| Michelle Homeker       | 1986-90      |
| Reagan Hughston        | 1998-00      |
| <b>Jordan Hunter</b>   | <b>2012-</b> |

|                 |           |
|-----------------|-----------|
| <b>I</b>        |           |
| Rochelle Ikeni  | 2007-2009 |
| Allison Iversen | 1998-00   |
| Pam Iversen     | 1998-02   |

|                 |         |
|-----------------|---------|
| <b>J</b>        |         |
| Deana Jackson   | 1987-91 |
| Simone Jackson  | 2004-06 |
| Theresa Jackson | 1984-85 |
| Angela James    | 1986-90 |
| Lisa Jensen     | 1978-80 |
| Tierra Johnson  | 2007-09 |
| Heather Jones   | 1995-96 |

|                    |              |
|--------------------|--------------|
| <b>K</b>           |              |
| Caryn Kaufman      | 1982-83      |
| Sandy Kearbey      | 1980-82      |
| Heather Keleman    | 1975-76      |
| Karen Kernerling   | 1983-84      |
| <b>Connor King</b> | <b>2012-</b> |

|                    |         |
|--------------------|---------|
| Pat Kinder         | 1975-76 |
| Bertha King        | 1982-84 |
| Chytearra Kintchen | 2005-06 |
| Andrea Koeper      | 2001-02 |
| Jamie Koester      | 1996-98 |

|                 |         |
|-----------------|---------|
| <b>L</b>        |         |
| June Lacy       | 1984-85 |
| Erika Lane      | 2009-11 |
| Cindy Leonard   | 1983-85 |
| Arletha Lewis   | 1991-93 |
| Vicki Lohmann   | 1986-88 |
| Ashley Lovelady | 2006-08 |
| Lachelle Lyles  | 2005-07 |

|                      |              |
|----------------------|--------------|
| <b>M</b>             |              |
| <b>Patricia Mack</b> | <b>2009-</b> |
| Selina Madison       | 1978-80      |
| MarySue Marxkors     | 1975-76      |
| Dawn Massani         | 1993-97      |
| Mary McClenning      | 1976-77      |
| Louise McGoldrick    | 2002-03      |
| Wendy McNemarny      | 1979-81      |
| Julie Meier          | 1991-95      |
| Nina Meniffee        | 1985-86      |
| Tiffany Melis        | 1998-02      |
| Janet Miller         | 1989-90      |
| Monica Miller        | 2009-11      |
| Shanece Miller       | 2009         |
| Sarah Miller         | 1995-97      |
| Tammie Minor         | 1985-86      |
| LaVetta Mitchell     | 1989-90      |
| Sherry Mitchell      | 1987-91      |
| Aisha Moreno         | 2004-06      |
| Linda Mouth          | 1976-77      |
| Zandra Moore         | 1995-96      |
| Alison Morris        | 1989-94      |
| Rachel Mueggenborg   | 2004-05      |
| Erica Muskrow        | 1991-93      |
| Susan Musselwhite    | 1989-90      |

|                    |           |
|--------------------|-----------|
| <b>N</b>           |           |
| Lisa Newman        | 1980-81   |
| Kimberly Nicholson | 1999-01   |
| Tarina Nixon       | 2005-2009 |
| Katie Norman       | 2009-11   |

|               |         |
|---------------|---------|
| <b>O</b>      |         |
| Wanika Owsley | 2004-06 |

|                 |         |
|-----------------|---------|
| <b>P</b>        |         |
| Tammy Page      | 1978-80 |
| Szandra Pál     | 2005-09 |
| Kim Palmer      | 1993-97 |
| Leanna Peoples  | 1984-85 |
| Jill Pizzotti   | 1984-89 |
| Peggy Polihan   | 1977-78 |
| LaShelle Porter | 1998-03 |
| Jody Pugh       | 1990-92 |
| Susie Puhl      | 1975-76 |
| Natalie Purcell | 2004-06 |
| Shannon Proffit | 2002-04 |

|                  |         |
|------------------|---------|
| <b>R</b>         |         |
| Christine Rathke | 2000-02 |

|                      |              |
|----------------------|--------------|
| Lisa Robert          | 1979-80      |
| Baile Roberts        | 2009-13      |
| Lueveria Roberts     | 1986-90      |
| Renee Rogliardi      | 1987-92      |
| Kristy Roherty       | 1999-02      |
| <b>Yelena Rosado</b> | <b>2011-</b> |
| Brandi Russia        | 2003-05      |
| Tiffanne Ryan        | 2002-06      |

|                    |         |
|--------------------|---------|
| <b>S</b>           |         |
| Susie Schallenberg | 1976-78 |
| Kelli Seaton       | 1981-83 |
| Liz Sharpe-Taylor  | 2004-05 |
| Lauren Sharpe      | 2007-09 |
| Miah Shelford      | 2002-05 |
| Courtney Shiffer   | 2010-13 |
| Sherri Shirrell    | 1984-87 |
| Yashika Sidbury    | 2002-04 |
| Michelle Siemer    | 1975-76 |
| Sherre Simmons     | 1980-82 |
| Terri Smith        | 1988-89 |
| Carina Souza       | 2002-04 |
| Rusty Sowers       | 1997-99 |
| Natasha Starkes    | 2002-03 |
| Katrina Stepney    | 1995-96 |
| Donna Steppelman   | 1976-78 |
| Lolita Still       | 1984-85 |
| Daryl Strong       | 1992-94 |
| Annie Struve       | 1996-00 |
| Cindy Stuck        | 1980-81 |
| Valarie Sullivan   | 1992-93 |
| Julie Sweetin      | 2004-05 |

|                   |         |
|-------------------|---------|
| <b>T</b>          |         |
| Joiceline Thesing | 2005-07 |
| Cheryle Thoele    | 1994-95 |
| Tisa Thomas       | 2000-02 |
| Liea Toedte       | 1998-00 |
| Barb Truetken     | 1976-79 |

|                |         |
|----------------|---------|
| <b>U</b>       |         |
| Michelle Ummel | 1975-76 |

|              |         |
|--------------|---------|
| <b>V</b>     |         |
| Jill VanLeer | 1988-89 |
| Karen Vaughn | 1979-83 |

|                    |              |
|--------------------|--------------|
| <b>W</b>           |              |
| Jamie Wahlert      | 1995-98      |
| Mary Walters       | 1981-82      |
| Jeri Wenneker      | 1976-79      |
| Sarita Wesley      | 1987-91      |
| Dawn Westman       | 1991-93      |
| Kay Westmoreland   | 1981-82      |
| Kenja White        | 2002-04      |
| Tajuana White      | 1997-99      |
| Missy Whitney      | 2006-08      |
| <b>Kara Wright</b> | <b>2012-</b> |
| Jerri Wiley        | 1989-91      |
| Stephanie Williams | 1982-87      |

|               |         |
|---------------|---------|
| <b>Z</b>      |         |
| Cindy Zadnick | 1981-85 |

All-Time Letterwinners





# SOUTHEAST MISSOURI STATE UNIVERSITY



## THIS IS SOUTHEAST

IN THIS SECTION . . .

- » [About Southeast Missouri State University](#)
- » [Classroom on the Court](#)





# SOUTHEAST MISSOURI STATE UNIVERSITY

*The college experience of a lifetime. The job of your dreams.  
A life that is amazing.*

That is what most students and parents want from a college education. At Southeast, we want the same for you. We want you to learn your profession, gain the experience or internship you need, and get that first paycheck!

The growing—and changing—student body has had an impact on everything and everyone. The physical changes of the campus are the most visible. Two new residence halls. The River Campus. The polytechnic building. An information commons in the library. And so on.

Students and faculty are experiencing change of a different kind. Classroom activity has reached a new level of productivity, as students are brighter and more prepared than ever. Enrollment is at an all-time high. The impact on the honors program has been dramatic with more students than ever choosing to participate in and complete the honors curriculum. The number participating tripled in five years!

All of this means that Southeast has become Missouri's most academically competitive regional university.

**2009**—InsideCollege.com experts single out our honors program as an effective way to make a large school seem smaller with a more personal approach to learning.

**2010**—Computer science receives prestigious national accreditation.

**Safest  
Campus  
in Missouri**

StateUniversity.com

**2010**—Southeast is named the safest campus in Missouri and among the safest in the nation by StateUniversity.com.



**2010**—Consumer watchdog group GetEducated.com ranks Southeast #1 on its list of "Top 10 Ranked Best Values Online MBAs—AACSB Accredited."



This is Southeast



## This is Southeast

### We have...

- ▶ Small classes with 98 percent of courses having fewer than 50 students
- ▶ Faculty with PhDs—not teaching assistants—who teach most classes
- ▶ More than 200 areas of study
- ▶ Wired (and wireless) classrooms and best-of-class technology
- ▶ Internships and real-world learning offered in 100 percent of programs
- ▶ Study abroad opportunities that take you almost anywhere


### We are...

- ▶ NCAA Division I Athletics
- ▶ Listed among the Midwest's top universities
- ▶ One of the safest college campuses in the nation
- ▶ Conveniently located 115 miles south of St. Louis
- ▶ A medium-sized university with more than 11,000 students
- ▶ Comprised of ten colleges and schools

### We provide...

- ▶ Choices in the University Studies (general education) classes
- ▶ Some of the newest residence halls in Missouri
- ▶ 150 organizations that keep you busy after class
- ▶ Each student with two advisors—academic and career
- ▶ Fraternities and sororities that are productive and fun
- ▶ One of a kind student aquatic center in one of our two recreation centers

2011—U.S. News & World Report names Southeast a "Best Midwest Regional University."



2011—For seven consecutive years, Princeton Review includes Harrison College of Business on its list of "Best Business Schools."



2011—Princeton Review again names Southeast as one of the "Best in the Midwest," representing only about 25 percent of the nation's four-year colleges.



2012—U.S. News & World Report lists both nursing and communication disorders on its list of top graduate programs in health.







# SOUTHEAST MISSOURI STATE UNIVERSITY

## Donald L. Harrison College of Business

Our increasingly popular business programs have made us one of the major colleges of business in the Midwest. The Donald L. Harrison College of Business is accredited by AACSB International—the gold standard of business school accreditation—an honor held by only 5 percent of institutions offering business degrees worldwide.

- ▶ Employers and students value our techno-savvy environment. In a recent survey of 98 nationally known business programs, Southeast ranked in the top 7 percent in learning to use and manage technology.
- ▶ Our entrepreneurial studies program is Missouri's most comprehensive, offering options for both BSBA and MBA degrees. The Douglas C. Greene Center for Innovation and Entrepreneurship is one of the most comprehensive entrepreneurship-focused university centers in the Midwest.
- ▶ Southeast students have access to more than 30 international exchange and study abroad opportunities in London, Paris, Spain, Portugal and North Africa.
- ▶ One hundred percent of our students have the opportunity to participate in internship programs with companies nationwide.
- ▶ Doctoral level professors make learning interactive with classrooms that have Internet, cable TV, direct satellite feed and electronic presentation capability.
- ▶ St. Louis employers rate the "St. Louis Interview Days" as the best recruiting event in which they participate in the Midwest.
- ▶ Our accounting curriculum prepares students for the Certified Public Accountant (CPA) and Certified Internal Auditor (CIA) designations. Students may go to work directly into an accounting field or go on to complete the 150 hours required by Missouri, and other states, to sit for the CPA examination. Our first-time pass rates on the CPA exam continue to be well above the national average.
- ▶ Business programs are housed in Dempster Hall, a wireless Internet environment featuring an electronic presentation lab and more than 400 networked computers with the latest software.



## College of Education

If you are considering teaching as a profession, you are looking at the right university. For more than a century, Southeast has been preparing and sustaining some of the nation's brightest and best teachers. Moreover, we have a record of accomplishment to prove it.

- ▶ Most importantly, our education program is fully accredited by the National Council of Teacher Education (NCATE), which sets the highest standards for teacher education programs nationwide.
- ▶ The Missouri Department of Elementary and Secondary Education approved 28 initial teacher preparation programs and all 12 graduate programs.
- ▶ Because you begin assisting and observing in area classrooms starting in your first year, you accumulate more teaching practice and knowledge than graduates from other universities.
- ▶ The College of Education maintained national recognition through a rigorous review process from 11 specialized professional associations.
- ▶ Our counseling program is now one of only three in Missouri to be accredited by the Council for the Accreditation of Counseling and Related Educational Programs.



This is Southeast



## College of Health and Human Services

Although there are diverse academic offerings in the College of Health and Human Services, all programs potentially lead to a career that significantly and positively impacts the lives of individuals and families.

- ▶ All nursing programs (nurse and nurse practitioner) are accredited by the Commission on Collegiate Nursing Education.
- ▶ The recreation program is accredited by the Council on Accreditation for Recreation, Park Resources and Leisure Services.
- ▶ The Communications Disorders program allows students to receive clinical experience with children and adults who have speech, language or hearing disorders.
- ▶ Aerospace Studies offers a path to leadership for those intending to pursue officer positions in the United States Air Force. During a summer field training course for the Professional Officer Corps, students experience survival training, aircraft and air crew orientation, physical training and the inner operations of an Air Force base.
- ▶ Our nationally accredited social work program requires students to complete 480 hours of field education under the supervision of experienced social workers.
- ▶ Southeast has a strong connection with the Law Enforcement Academy and has more than 30 years of partnerships in all branches of criminal justice at the federal, state and local levels. Our students intern with the U.S. Marshals Service; the ATF; the U.S. Secret Service; Federal Probation; Missouri Division of Probation and Parole; Missouri Youth Services and other law enforcement agencies.
- ▶ The dietetics program is accredited by the American Dietetic Association Commission. Our graduates have a success rate of nearly 100 percent on the national exam to become a registered dietitian.



## College of Liberal Arts

An education in the liberal arts gives you broad-based training for careers in business, the arts, media, education and the legal profession.

- ▶ Southeast's mass communication program is accredited by the Accrediting Council on Education in Journalism and Mass Communications (ACEJMC). Only one other institution in Missouri has this elite accreditation. Our public relations program is one of only 28 institutions—none in Missouri—that holds certification by the Public Relations Society of America (PRSA). Only 12 other institutions in the world have recognition from both ACEJMC and PRSA for their mass communication program.
- ▶ Students can work at two campus radio stations (NPR affiliate KRCU 90.9 FM and KDMC 103.7), the *Arrow* student newspaper and "U2" cable television station.
- ▶ Our certified historic preservation program is one of a few U.S. programs that offer a four-year degree and is among a small number to have full membership in the National Council for Preservation of Education.
- ▶ During the last five years, Southeast's pre-law students have exceeded the national LSAT average score, and their placement rate in law school approaches 100 percent.
- ▶ Students majoring in philosophy have a 100 percent acceptance rate to graduate and law school.
- ▶ Our students make politics come alive by working on political campaigns and by serving as interns. Each year approximately 30 students from a variety of majors around the University travel to Washington, D.C. to conference with some of the nation's top scholars at the Center for Strategic and International Studies.







# SOUTHEAST MISSOURI STATE UNIVERSITY

College of

## Science, Technology and Agriculture

The foundation of success in Southeast's College of Science, Technology and Agriculture is a faculty of teacher-scholars supported by well equipped laboratories and the latest technology, which offer our students personalized study and research opportunities during their undergraduate studies.

- ▶ Our popular computer science bachelor's program is nationally accredited by the Computing Accreditation Commission of the Accreditation Board of Engineering Technology.
- ▶ Our popular marine biology program is one of the only inland programs in the U. S., creating an opportunity for students to combine a traditional college experience with the study of marine life because of our collaboration with the Gulf Coast Research Laboratory in Ocean Springs, Miss.
- ▶ Southeast's pre-med curriculum prepares students for the MCAT (Medical College Admission Test). Our students are accepted to medical school at a rate that is well above the national average.
- ▶ Our chemistry graduates consistently score at or above the 70th percentile on the Major Field Achievement Test in Chemistry.
- ▶ Our engineering physics program is nationally accredited by the Accrediting Board of Engineering and Technology (ABET), the sole accrediting body of engineering programs, which means that graduates of the program are eligible to become registered professional engineers.
- ▶ All of the bachelor of science programs in the Department of Industrial and Engineering Technology are nationally accredited.
- ▶ In addition to a 252-acre David M. Barton Agriculture Research Center, Agriculture students study at a 110-acre rice research station, a new irrigated turf plot facility, and a modern soil fertility laboratory.
- ▶ The School of Polytechnic Studies operates the 11,000-square-foot, climate-controlled Charles L. Hutson Horticulture Greenhouse.
- ▶ Our new cybersecurity program is the only one of its kind in Missouri. The U.S. Department of Labor estimates there will be 135,000 new jobs in this field by 2018—a 21 percent increase in Missouri alone.
- ▶ The innovative sustainable energy systems management major responds to world needs to address global warming, air pollution and ecosystem destruction.
- ▶ Southeast's pre-veterinary medicine program prepares students for admission to the College of Veterinary Medicine at the University of Missouri-Columbia.
- ▶ Mathematics faculty are actively involved in research and design projects of interest to students.



Graduates in science and mathematics enjoy a nearly **100%** placement rate.

This is Southeast



Earl and Margie Holland School of

## Visual and Performing Arts

Classic beauty and modern technology converge at Southeast's River Campus—Missouri's only campus dedicated exclusively to art, dance, music and theatre. Overlooking the Mississippi River, a Cultural Arts Center and transformed Seminary Building are now home to the Earl and Margie Holland School of Visual and Performing Arts. With the coming of this magnificent facility, the number of new students planning to major in the visual and performing arts doubled in one year.

- ▶ Art students have five interconnected art studios for painting, drawing, printmaking, fibers and design plus two computerized looms, as well as two presses in the printmaking studio and a computer design lab with the latest hardware and software available.
- ▶ Students find internships and professional experience at the Berkshire Theatre Festival, the Lucille Lortel Theatre in New York, the McLeod Summer Theatre or the University of Connecticut Summer Theatre and more.
- ▶ In 2008, the Golden Eagles Marching Band performed at the Edinburgh Military Tattoo in Scotland becoming only the second American university marching band to perform there twice.
- ▶ In addition to performances throughout the season, featuring world famous guest artists, the Southeast Missouri Symphony Orchestra exchanged music as well as culture in China when they performed concerts in Shanghai and Beijing in 2009.
- ▶ The River Campus gives students the opportunity to show their work in a variety of first-class venues: the 950-seat Donald C. Bedell Performance Hall is a proscenium theatre with spacious stage and backstage areas. The 200-seat Wendy Kurka Rust Flexible Theatre can be configured in unlimited ways for "black box" productions. The 200-seat Robert F. and Gertrude L. Shuck Music Recital Hall features nearly perfect acoustics. A student/faculty art gallery features technology that allows for the display of 3-D animation, as well as painting, prints, ceramics and sculpture. The Rosemary Berkel and Harry L. Crisp II Museum has an interactive educational theatre, art gallery for changing exhibitions and a permanent display featuring southeast Missouri.



## Living on Campus

Southeast offers students 11 residence halls from which to choose. Each room has Internet access and cable TV. Nine dining areas are available with a variety of options. And, with more than 150 diverse organizations, students find plenty of opportunities to get involved.







# SOUTHEAST MISSOURI STATE UNIVERSITY



**Monday, Feb. 3, 2014**  
**11:00 a.m.**

On Feb. 11, 2013, the Southeast Missouri women's basketball team held its inaugural Classroom on the Court promotion.

Over 1,600 fans, mostly from area schools took a recess for an 11 a.m. tipoff that Monday afternoon. The Redhawks entertained the season-high crowd with a thrilling 67-62 win over SIU Edwardsville at the Show Me Center.

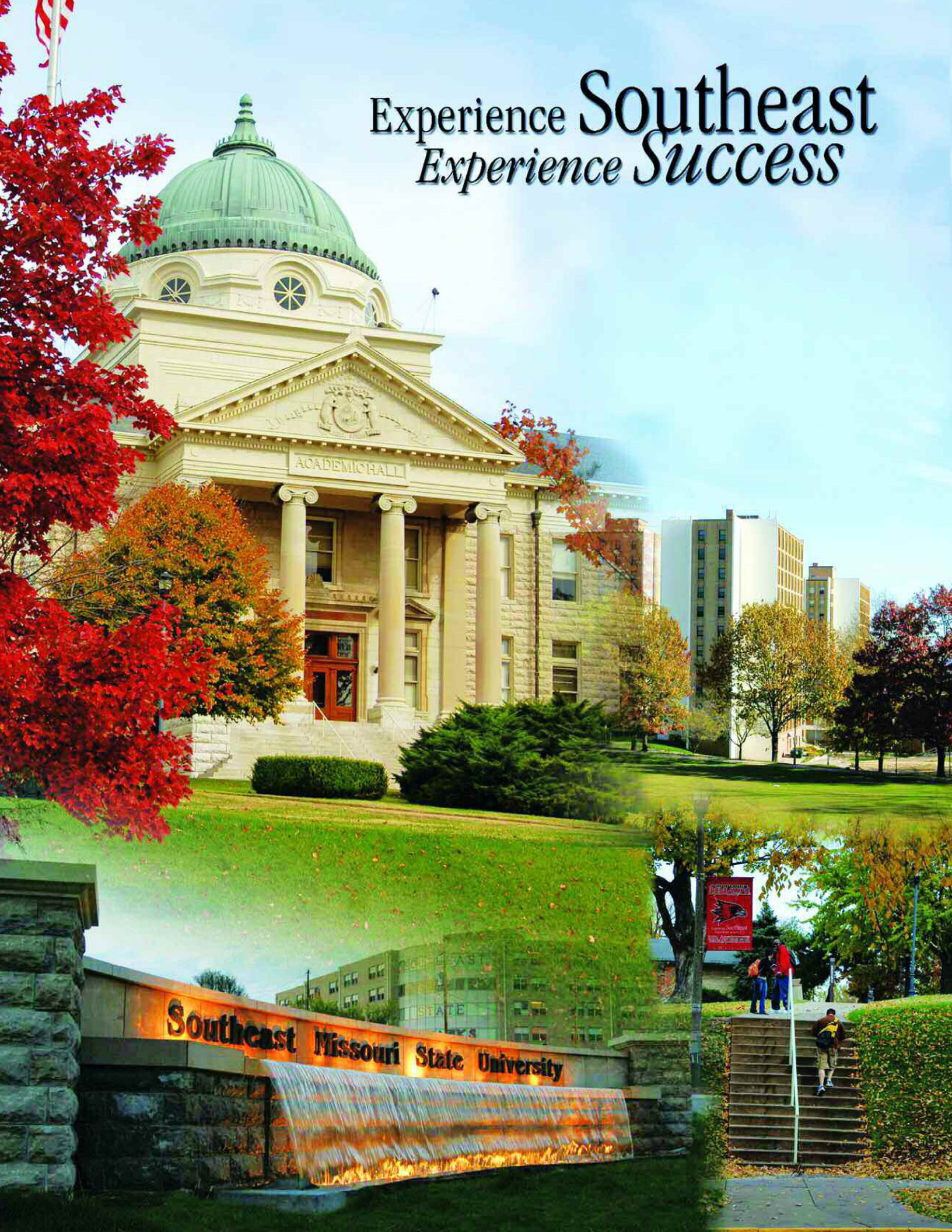
The classrooms in attendance received worksheets highlighted the educational skills utilized in the game and throughout life, relating what they learned from the worksheets to real-life situations during the basketball game.

This season's Classroom on the Court date is on Feb. 3, when the Redhawks host Austin Peay for another 11 a.m. Monday tipoff. Southeast welcomes any area school to attend the game. All interested schools can contact Nate Saverino, Assistant Director of Athletics for External Affairs, by phone at (573) 651-2962 or email at [nsaverino@semo.edu](mailto:nsaverino@semo.edu).

Classroom on the Court



# Experience Southeast *Experience Success*







## WOMEN'S BASKETBALL 2013-14 SCHEDULE

NOV. 2 • 5:30 P.M. • MARYVILLE UNIVERSITY (EX.)  
NOV. 8 • 7 P.M. • ALABAMA A&M  
NOV. 11 • 5:30 P.M. • BRADLEY  
NOV. 14 • 6:30 P.M. • UMKC  
NOV. 19 • 6:30 P.M. • WESTERN KENTUCKY  
NOV. 21 • 7 P.M. • MISSOURI  
NOV. 23 • 2:05 P.M. • WICHITA STATE

### NEW MEXICO TOURNAMENT

NOV. 29 • 5 P.M. • ARKANSAS  
NOV. 30 • TBA • BINGHAMTON/NEW MEXICO

DEC. 4 • 6:30 P.M. • SOUTHERN ILLINOIS  
DEC. 7 • 4:30 P.M. • WESTERN ILLINOIS  
DEC. 10 • 7 P.M. • SAINT LOUIS  
DEC. 12 • 6:30 P.M. • ILLINOIS-SPRINGFIELD  
DEC. 21 • 2:05 P.M. • MISSOURI STATE  
DEC. 31 • 2 P.M. • BELMONT\*  
JAN. 4 • 5:15 P.M. • AUSTIN PEAY\*  
JAN. 6 • 7 P.M. • MURRAY STATE\*  
JAN. 11 • 3 P.M. • TENNESSEE STATE\*  
JAN. 13 • 5:30 P.M. • UT MARTIN\*  
JAN. 20 • 6 P.M. • MOREHEAD STATE\*  
JAN. 25 • 3 P.M. • EASTERN ILLINOIS\*  
JAN. 27 • 6:30 P.M. • SIU EDWARDSVILLE\*  
FEB. 1 • 4 P.M. • EASTERN KENTUCKY\*  
FEB. 3 • 11 A.M. • AUSTIN PEAY\*  
FEB. 8 • 4:15 P.M. • EASTERN ILLINOIS\*  
FEB. 10 • 7 P.M. • SIU EDWARDSVILLE\*  
FEB. 15 • 3 P.M. • UT MARTIN\*  
FEB. 22 • 6:30 P.M. • JACKSONVILLE STATE\*  
FEB. 24 • TBA • TENNESSEE TECH\*  
MARCH 1 • 3 P.M. • MURRAY STATE\*  
MARCH 5-8 • OVC TOURNAMENT

\* CONFERENCE GAME

HOME GAMES PLAYED AT THE SHOW ME CENTER

GOSOUTHEAST.COM

