



SOUTHEAST MISSOURI STATE REDHAWKS • 2013-14

# MEN'S BASKETBALL GUIDE





# Southeast

Missouri State University™

## Located

► Cape Girardeau, Mo.

## Enrollment

► 11,729

## Class Size

► Small classes with 98 percent of courses having fewer than 50 students

## Academic Programs

► More than 200 areas of study including business, education, nursing, agriculture, science and technology, visual and performing arts

## Athletics

► 15 NCAA Division I Teams





## Table of Contents

### Intro to Redhawk Basketball

Media Information .....	2-3
Travel Directory .....	4-5
Show Me Center .....	6-7
Experience Redhawk Basketball.....	8-9
Success Center.....	10-11
Sports Medicine .....	12
Strength & Conditioning .....	13
President Dr. Kenneth W. Dobbins.....	14-15
Director of Athletics Mark Alnutt .....	16-17
Mission Statement .....	18

### Season Preview

Season Outlook .....	20-23
Numerical/Alphabetical Roster .....	24
Radio/Television Roster .....	25
Schedule .....	26

### Coaching Staff

Head Coach Dickey Nutt.....	28-29
Assistant Coach Jessie Evans.....	30
Assistant Coach Jamie Rosser .....	31
Assistant Coach Jon Cremins.....	32
Director of Basketball Operations Ruben Reyna.....	32

### Player Profiles

Returnee Nino Johnson.....	34-35
Returnee A.J. Jones.....	36-37
Returnee Lucas Nutt .....	38-39
Returnee Tyler Stone.....	40-41
Newcomers .....	42-46
Career Statistics vs. All Opponents .....	47-50

### Year in Review

2012-13 Final Statistics.....	52-58
2012-13 Box Scores.....	59-66

### Opponents

2013-14 Opponents .....	68-74
Nutt vs. All Opponents .....	74
All-Time Series Records .....	75
OVC Series Results .....	76

### This is the OVC

OVC History.....	78-82
OVC Members.....	83
2012-13 OVC Final Statistics .....	84-87
2014 OVC Tournament .....	88-89
2013-14 OVC Composite Schedule.....	90-92



### Records & History

Honors & Awards .....	94-95
Records.....	96-97
Career Rankings .....	98-99
Single-Season Rankings .....	100-101
Year-by-Year NCAA Division I Results ..	102-106
OVC Tournament Results/History ....	107-108
All-Time Lettermen.....	109-111
Annual Leaders .....	112
Honored Teams .....	113-115
2013-14 NCAA Tournament Bracket.....	116

### This is Southeast

University Section .....	118-123
Athletics Staff.....	124-126

### Credits

The 2013-14 Southeast Missouri Men's Basketball Guide was written, edited and designed by Sports Information Director Jeff Honza. Cover design and additional graphics assistance provided by Tonya Wells and Krista Mayfield. Photography by Marcus Panton, Josh Russell, Aaron Eisenhauer, Marc Mahnke, Keith Hente, Pat Patterson, Fred Lynch and Dennis Hubbard. Additional assistance by sports information assistant Sean Stevenson. Special thanks to opposing school sports information directors for submitting information to the opponents section of this publication.





# SOUTHEAST MISSOURI STATE UNIVERSITY

## Credentials

Credentials are required for entrance to the Show Me Center. To request season or single-game credentials, please contact Southeast Missouri Sports Information Director Jeff Honza by phone (573) 651-2933 or email [jhonza@semo.edu](mailto:jhonza@semo.edu). Credentials can be picked up at the NCAA pass gate inside the main entrance of the Show Me Center.

## Press Row

Media will be issued assigned seats courtside on the north side of the Show Me Center. Press row is reserved for working media. Professional decorum is expected at all times. Cheering or outward expression is strictly prohibited.

## Photographers

Photographers working the floor level at the Show Me Center are required to shoot from behind the dash lines along the baselines and must sit on the floor in those areas. The Sports Information Director may identify other positions off the court where photographers may work, provided the view is not blocked for fans. At no time may photographers work directly from behind the official scorer's table and team benches, and in front of any courtside signage. No tripods may be placed on or beside the court.

## Postgame Interviews

All interview requests for Southeast student-athletes must be made to a member of the Southeast sports information staff prior to the end of each game. Student-athletes will be escorted to postgame press conferences in the front meeting rooms of the Show Me Center. Media representatives are not allowed in the dressing room areas. Redhawks head coach Dickey Nutt will address the media during press conferences after every game and the opposing head coach will be invited upon request. Nutt will join press conferences immediately following his postgame radio obligation with the Redhawks Radio Network.

## Basketball Email List

If you would like to be added to the Southeast Missouri men's basketball email list to receive breaking news about the team, please email Jeff Honza. The official website, [GoSoutheast.com](http://GoSoutheast.com), is the best source for up-to-date information about the team.

## Weekly Interviews

All Southeast Missouri men's basketball practices are open to the media. Interviews will be conducted before all practices. Please contact the Sports Information Office to verify practice times and locations.

## Redhawks Radio Network

Southeast Missouri has a new flagship station. All Redhawk men's basketball games will be broadcast live on the radio at ESPN 92.9 FM and online at [GoSoutheast.com](http://GoSoutheast.com). Games can also be heard on KEZS 102.9 FM, which is currently the only 100,000-watt station in the Ohio Valley Conference. Erik Sean is in his 14th year as the "Voice of the Redhawks." Sean is the Director of Sports Operations for Mississippi River Radio's eight radio stations in Cape Girardeau. He is an 11-time winner of the Missouri Broadcasters Association's Play-by-Play Award and three-time winner of the MBA's Sports Award. Sean will be assisted Todd Bonacki and Jess Bolen this year.



## Radio Network Affiliates

ESPN 92.9 FM (KLSC)\*\* ....Cape Girardeau, Mo.  
ESPN 1220 AM (KGIR)...Cape Girardeau, Mo.  
ESPN 1470 AM (KMAL).....Malden, Mo.  
102.9 FM K103 (KEZS)..Cape Girardeau, Mo.

\*\*Flagship



SOCIAL MEDIA



[Facebook.com/GoSoutheast](https://www.facebook.com/GoSoutheast)



[@GoSoutheast](https://twitter.com/GoSoutheast)  
[@SEM0Hoops](https://twitter.com/SEM0Hoops)



[Pinterest.com/GoRedhawks](https://www.pinterest.com/GoRedhawks)



[YouTube.com/GoSoutheastRedhawks](https://www.youtube.com/GoSoutheastRedhawks)

Visiting radio stations are required to make requests at least one week in advance. The Redhawks Radio Network provides a courtesy phone line for the official station of all opponents. Other stations will be charged a rights fee and must order telephone lines from the University Telecommunication Services by calling (573) 651-2575.

## Parking

There is no designated parking for visiting media at the Show Me Center. Parking is on a first-come, first-serve basis, so please arrive early.

## Wireless Internet

The Show Me Center is equipped with wireless internet. Please see a member of the Southeast sports information staff for login information.



## Media Information

### Southeast Missouri Sports Information


One University Plaza MS 0200  
Cape Girardeau, MO 63701

**Phone:** (573) 651-2294

**Fax:** (573) 651-2810

**Press Row:** (573) 651-5014

**Website:** GoSoutheast.com



Jeff Honza  
Director



Sean Stevenson  
Assistant



### 2013-14 Sport Assignments

#### Jeff Honza, Director

Football, Men's Basketball, Softball,  
Women's Tennis

**Office:** (573) 651-2933

**Cell:** (618) 528-1145

**Email:** jhonza@semo.edu;  
redhawk1@me.com

#### TBA, Assistant Director

Secondary Football Contact,  
Women's Soccer, Women's Basketball,  
Gymnastics, Outdoor Track & Field

**Office:** (573) 651-2937

#### Sean Stevenson, Assistant

Cross Country, Volleyball,  
Indoor Track & Field, Baseball

**Office:** (573) 651-2294

**Cell:** (314) 620-0855

**Email:** sstevenson@semo.edu

### OVC Teleconferences

Monthly teleconferences for Ohio Valley Conference men's basketball coaches will be held on the following dates this year: Jan. 14 (Tuesday); Feb. 11 (Tuesday); Mar. 3 (Monday prior to the OVC Tournament). The calls begin at 10 a.m., CT, with Southeast head coach Dickey Nutt scheduled at 10:55 a.m. Please contact Kyle Schwartz at (615) 371-1698 for more information on how to participate.

### Television Show

Redhawks Basketball with Dickey Nutt will be televised Monday nights at 10:30 p.m., CT, on the Heartland CW (WQWQ-TV, Charter Cable Channel 12). It also airs on Cable Channel 11 and simulcast on digital channel 89 on Tuesdays, Wednesdays and Thursdays at the following times: 8:30 a.m., 8 p.m. and midnight. The show is hosted by KFVS Sports Director Todd Richards.

### Radio Show

Southeast's basketball radio show will be on Mondays at Dexter Barbecue (236 S. Broadview Street) in Cape Girardeau this season. There will be 14 shows, beginning Nov. 25. The radio show airs live on ESPN 92.9 FM and ESPN 1220 AM each week.

### OVC Digital Network

Fans can watch all of Southeast Missouri's home football games free of charge online at *OVCDigitalNetwork.com*. KFVS12 will produce the Redhawks home football webcasts this season.



# GOSOUTHEAST.COM







# SOUTHEAST MISSOURI STATE UNIVERSITY



**Saint Louis**  
November 8, 2013



Pear Tree Inn  
2211 Market Street  
St. Louis, MO 63103  
**Phone:** (314) 241-3200  
**Fax:** (800) 354-8203  
**Website:** holidayinn.com

**Ball State**  
November 18, 2013



Holiday Inn Express  
4201 West Bethel Avenue  
Muncie, IN 47304  
**Phone:** (765) 289-4678  
**Fax:** (765) 289-0533  
**Website:** hiexpress.com

**Southeastern Louisiana**  
December 7, 2013



Hampton Inn  
401 Westin Oaks Drive  
Hammond, LA 70403  
**Phone:** (985) 419-2188  
**Fax:** (985) 419-0881  
**Website:** hamptoninn.com

**IUPUI**  
November 16, 2013



Sheraton Hotel City Center  
31 West Ohio  
Indianapolis, IN 46204  
**Phone:** (888) 627-8186  
**Fax:** (317) 638-0782  
**Website:** starwoodhotels.com/sheraton

**Northern Kentucky, Tulane, Texas State**  
November 29, November 30, December 1, 2013  
Cure UCD Classic - Puerto Vallarta, Mexico



Hard Rock Hotel Vallarta  
**Tournament & Fan Information:** planbc3.com

**Memphis**  
December 21, 2013



Sheraton Memphis Downtown  
250 North Main Street  
Memphis, TN 38103  
**Phone:** (901) 527-7300  
**Fax:** (901) 214-3711  
**Website:** starwoodhotels.com/sheraton



## Travel Directory

**Missouri State**  
**December 29, 2013**



University Plaza Hotel  
333 S. John Q. Hammons Parkway  
Springfield, MO 65806  
**Phone:** (417) 864-7333  
**Fax:** (417) 831-5893  
**Website:** upspringfield.com

**Murray State**  
**January 2, 2014**



Hampton Inn  
1415 Lowes Drive  
Murray, KY 42071  
**Phone:** (270) 767-2226  
**Fax:** (270) 767-2220  
**Website:** hamptoninn.com

**Austin Peay**  
**January 4, 2014**



Courtyard Marriott  
155 Fair Brook Place  
Clarksville, TN 37040  
**Phone:** (931) 551-4480  
**Fax:** (931) 551-4787  
**Website:** marriott.com

**Morehead State**  
**January 16, 2014**



Holiday Inn Express  
110 Toms Drive  
Morehead, KY 40351  
**Phone:** (606) 784-5796  
**Fax:** (606) 784-4579  
**Website:** hiexpress.com

**Tennessee Tech**  
**January 18, 2014**



Fairfield Inn & Suites  
1200 Sams Street  
Cookeville, TN 38506  
**Phone:** (931) 854-1050  
**Fax:** (931) 854-1059  
**Website:** marriott.com

**Eastern Kentucky**  
**February 1, 2014**



Hampton Inn  
1099 Barnes Mill Road  
Richmond, KY 40475  
**Phone:** (859) 626-1002  
**Fax:** (859) 626-0888  
**Website:** hamptoninn.com

**SIU Edwardsville**  
**February 6, 2014**



Double Tree  
1000 Eastport Plaza Drive  
Collinsville, IL 62234  
**Phone:** (618) 345-2800  
**Fax:** (618) 345-9804  
**Website:** doubletree.hilton.com

**Eastern Illinois**  
**February 8, 2014**



Hampton Inn  
1416 Broadway Avenue East  
Mattoon, IL 61938  
**Phone:** (217) 234-4267  
**Fax:** (217) 235-4267  
**Website:** hamptoninn.com

**UT Martin**  
**February 22, 214**



Hampton Inn  
5575 Skyhawk Pkwy  
Martin, TN 38237  
**Phone:** (731) 587-5800  
**Fax:** (731) 587-0533  
**Website:** hamptoninn.com

**OVC Tournament**  
**March 5-8, 2014**



Sheraton Music City  
777 McGavock Pike  
Nashville, TN 37214  
**Phone:** (615) 885-2200  
**Fax:** (615) 231-1136  
**Website:** starwoodhotels.com/sheraton







# SOUTHEAST MISSOURI STATE UNIVERSITY



The 7,000-seat Show Me Center (SMC) is the home of the Southeast Missouri State University men's and women's basketball teams. Additionally, the Show Me Center is the entertainment, and meeting hub for

the 250,000 residents of the tri-state region.

The facility first opened its doors in the summer of 1987 and celebrated its 25th Anniversary during the 2012-13 season.

The Show Me Center has served Southeast Missouri State University, the

City of Cape Girardeau, and the citizens of Southeast Missouri, Southern Illinois, and Western Kentucky by providing quality concerts, sporting events, top-notch family entertainment, and a first-rate banquet, convention, and meeting facility.

The facility is a joint-venture of Southeast Missouri State and the City of Cape Girardeau. The combined SMC and Student Recreation Center, which received a complete renovation and expansion in 1999, were originally built at a cost of \$18 million.

The building houses the Redhawks men's and women's locker rooms, which have been completely remodeled. New basketball offices on the north side of the SMC were completed during the fall of 2003. Most recently, a new portable floor and goals were purchased before the 2011-12 season.

The Student Recreation Center is adjoined to the Show Me Center, and it houses the Redhawks' practice facilities. The center has five full basketball courts



*Show Me Center*



## Show Me Center

(including two hardwood courts), a large weight room, six racquetball courts, an indoor track, two cardiovascular equipment areas, a climbing wall, two multipurpose rooms, and full locker rooms. The new Student Aquatic Center, which opened in December 2007, features a four-lane lap pool, a recreational pool with a rock wall and zip line, hot tub and locker rooms.



### Largest Show Me Center Crowds

<u>Attendance</u>	<u>Date</u>	<u>Opponent</u>	<u>Result</u>
7,241	Feb. 12, 2000	Murray State	L, 60-77
7,195	Feb. 22, 1992	Murray State	W, 80-75
7,156	Jan. 14, 1999	Murray State	L, 70-71
7,142	Feb. 17, 1990	Southwest Baptist	W, 75-72
7,125	Feb. 15, 2012	Murray State	L, 66-75
6,911	Feb. 18, 1990	Central Missouri	W, 81-72
6,904	Jan. 12, 1991	Central Missouri	W, 81-77
6,893	Jan. 19, 1991	Missouri Western	L, 71-77
6,870	Feb. 25, 1989	Northeast Missouri	W, 97-76
6,777	Dec. 15, 1994	Southern Illinois	L, 72-74
6,670	Jan. 26, 1991	Southwest Baptist	L, 67-82
6,635	Jan. 23, 1988	Central Missouri	W, 86-65
6,630	Feb. 19, 1994	Murray State	L, 95-96
6,607	Jan. 22, 2005	Austin Peay	W, 65-52
6,593	Feb. 14, 1998	Murray State	L, 71-82
6,518	Jan. 25, 1989	Missouri-St. Louis	W, 79-59
6,518	Feb. 20, 1993	Tennessee State	W, 94-77

### Best Attendance Average in One Season:

5,590 in 1992-94 (14 Home Dates)

SOUTHEAST MISSOURI  
**REDHAWKS**™







# SOUTHEAST MISSOURI STATE UNIVERSITY



*Experience*



*This is Redhawk Basketball*



*This is Redhawk Basketball*



*Redhawk Basketball*



SOUTHEAST MISSOURI  
**REDHAWKS**™



**2013-14 MEN'S BASKETBALL GUIDE**





# SOUTHEAST MISSOURI STATE UNIVERSITY



**T**he Redhawk Success Center offers Southeast Missouri student-athletes a place to study and develop as students and campus leaders.

It is located in the Student Recreation Center, just south of Houck Stadium. The Redhawk Success Center offers a computer lab with 18 work terminals, study areas and rooms for group meetings.

The area is under the guidance of Director of Academic Services Sharon Burgard, Assistant Courtney Lawson and Graduate Assistants Emily Obergonner and Caitlin Bamberger.

The beautiful facility has enhanced the outstanding work in the classroom already enjoyed by Southeast student-athletes. Last year, the Redhawks combined for a 3.12 cumulative grade point average in the fall and spring semesters. Over 60 percent of all student-athletes recorded a 3.0 or higher GPA. Thirteen of Southeast's 15 intercollegiate athletic teams recorded a team GPA over 3.0. The gym-

nastics team posted the best overall mark with a 3.85. In all, 16 student-athletes achieved a perfect 4.0 GPA.

Tutors are available for all student-athletes as needed. In addition, both attendance and academic progress is monitored through regular checks with faculty.

A special course is required for all first time student-athletes at Southeast. The course, which offers three credit hours, is part of a comprehensive program developed to address study skills and life skills topics, and thus, enhance retention and academic success for student-athletes.

Entering student-athletes are evaluated for academic preparedness and assigned to appropriate categories. Student-athletes can also receive individualized academic programs which include meeting with a mentor bi-weekly to discuss academic progress.

The Success Center staff works to get athletes involved in campus and community projects, as well. This is done to provide a support structure and greater opportunity for academic success. Through the

NCAA's CHAMPS/Life Skills Program, the Success Center gives student-athletes personal and professional skills in order to facilitate successful and productive futures.

## 2012-13 Notables

- Southeast Missouri finished third in the OVC Commissioner's Cup for the 2012-13 school year. The third-place finish was the Redhawks highest in school history. Southeast accumulated a total of 104.25 points in the overall voting.
- Southeast student-athletes combined for a 3.12 cumulative grade point average in the fall and spring semesters. A total of 192 student-athletes recorded a 3.0 or higher GPA, accounting for 60 percent of all student-athletes. Sixteen Redhawks earned a perfect 4.0 GPA in 2012-13.
- In all, 63 student-athletes received their degrees, including 15 in the fall and 48 in the spring.



- The Redhawks won four academic team awards and had five CoSIDA/Capital One Academic All-District selections in 2012-13. The gymnastics team was second in the nation with a 3.73 GPA in the National Association of Collegiate Gymnastics Coaches/Women; the women's cross country team earned United States Track and Field and Cross Country Coaches Association All-Academic honors after ranking fifth in the nation with a 3.72 GPA; the men's cross country team ranked 11th in the nation with a 3.48 GPA to earn USTFCCCA All-Academic honors; and the women's soccer team won a National Soccer Coaches Association of America team academic award after ranking 13th in the nation with a 3.55 GPA.



- Southeast's football, women's soccer and women's tennis teams won the OVC Team Sportsmanship Award. Southeast's three sportsmanship awards tied for most in the conference in 2012-13.

## *Academic Excellence*

- Southeast's women's gymnastics team earned an NCAA Public Recognition Award for academic performance. The gymnastics team posted a perfect 1,000 score and won the award for the third-straight year. Eight other Redhawk teams, including volleyball, men's cross country, women's cross country, women's tennis, women's outdoor track, women's indoor track, women's soccer and baseball also exceeded the national average in multi-year APR (974).
- Thirteen of Southeast's 15 teams achieved a cumulative grade point average over 3.0, including all 10 women's programs.







# SOUTHEAST MISSOURI STATE UNIVERSITY



**P**revention. Treatment. Rehabilitation. Education. Those are the four primary phases of athletic training, and the Southeast Missouri athletic training staff strives to fulfill all of those areas when working with student-athletes on a daily basis.

Southeast student-athletes are offered the best care possible by the athletic training staff. Head Athletic Trainer Alfred Castillo directs the Sports Medicine department which includes four full-time athletic trainers, six graduate assistants and several student assistants. The staff serves student-athletes around-the-clock at numerous facilities on campus.

The athletic trainers begin treatments and rehabilitation starting as early as 6 a.m., and are available until the last student-athlete is through. There are currently four athletic training facilities on campus. The staff treats out of the Rosen-garten Athletic Complex, where the primary training room is located. There are two other satellite athletic training rooms, including one at Houck Field

House and one at the Show Me Center.

The Southeast athletic training rooms are equipped with stationary bikes, hand weights, therapeutic modalities and the latest physical therapy equipment. Each component is strategically designed to not only give the student-athlete the best care, but also to aid in returning to competition as quickly as possible.

Southeast Athletic Training has strong working relationships with local physicians and two hospitals in Cape Girardeau. It is from these hospitals that the Athletic Training department is assisted by four orthopedic physicians.

The Southeast Athletic Training program prides and commits itself to providing the best comprehensive, personalized and efficient healthcare to its student-athletes. Delivery of healthcare focuses on the prevention and management of athletic-related injuries or illnesses, while adhering to the National Athletic Trainers' Board of Certification Standards of Professional Practice. Our high quality of athletic healthcare is provided in combination with the education of athletic training students.







Southeast Missouri's Strength and Conditioning program is committed to developing the total student-athlete through their experiences within a competitive training environment.

This will be accomplished by focusing on reducing the risk of injury and maximizing athletic potential through individual evaluation and program design.

### Training Principles for Southeast Athletes:

1. *Reduce the risk of injuries*
  - If a student-athlete is injured, he/she will not be able to compete at practice or games.
2. *Ensure the athletes are optimally prepared to compete*
  - It is our responsibility to best manage all stressors that are placed on the student-athletes body in order to achieve the best results on the playing field.
3. *Maximize athletic ability*
  - We challenge each athlete, both physically and mentally, in order to achieve optimal results.

### Exercises for Southeast Athletes are based on the following Principles:

1. *Ground Based Movements*
  - Athletes compete with their feet on the ground, and therefore, should train that way. The ability to produce force against the ground determines how fast athletes can run and how high they can jump.
2. *Three-Dimensional Movements*
  - Athletes must be able to stabilize themselves in all planes of movement. A fancy way of saying we use free weights ( barbells/ dumbbells vs. machines).
3. *Multi-Joint Movements*
  - Very rarely in sport do athletes isolate one single joint at a time. Athletes can train more muscle mass at the same time.

The Southeast Missouri Strength and Conditioning program is under the direction of Ryan Johnson.

Redhawk student-athletes use various training facilities located inside the Student Recreation Center South.







# SOUTHEAST MISSOURI STATE UNIVERSITY



**D**r. Kenneth W. Dobbins became the seventeenth president of Southeast Missouri State University on July 1, 1999 after serving as the University's Vice President of Finance and Administration from 1991 to 1993, and Executive Vice President from 1993 until his appointment as president. He previously held several positions in higher education administration at Kent State University in Ohio.

During his tenure at Southeast, academic programs have been enhanced including the establishment of the College of Science, Technology, and Agriculture and the Earl and Margie Holland School of Visual and Performing Arts which opened in Fall 2007 on the new River Campus. A comprehensive review of all academic and non-academic programs has been accomplished to maintain quality and minimize student fee increases in the face of significant state appropriation reductions. Southeast continues to be recognized nationally for many of its outstanding accredited academic programs. For the ninth year in a row, Princeton Review recognized the Master of Business Administration program on its list of "Best Business Schools." GetEducated.com listed Southeast #1 on the list of "Top 10 Ranked Best Values Online MBAs-AACSB-Accredited";

Southeast is recognized in the top tier of the Midwest best regional universities in U.S. News Best Colleges for 2013; and Southeast was again named among the "Best in the Midwest" by Princeton Review. Additionally, StateUniversity.com ranked Southeast the safest public college campus in Missouri, Military-friendlyschools.com lists Southeast among the top schools that embrace veterans as students, and recent freshmen survey data indicate that new students applied only to Southeast at a rate three times the national average.

Enrollment has increased significantly since a 20-year-low in 1994 when some 7,900 students attended Southeast. In Fall 2005, enrollment topped 10,000 for the first time, and stood at more than 11,700 in 2012. Additionally, record enrollments in higher education have occurred in the University's 25-county service region during his tenure due to the establishment of new regional campuses in Sikeston and Kennett and a higher education center at Perryville serving place-bound students in and near those rural communities.

During Dr. Dobbins' presidency, more than \$300 million in capital construction and building improvement projects have enhanced the University. The Seabaugh Polytechnic Building and the \$58 million River Campus were constructed. Additionally, The Douglas C. Greene Center for Innovation and Entrepreneurship to promote entrepreneurship and enhance the region's economy opened on the campus in 2005; Southeast dedicated its new, state-of-the-art David M. Barton Agriculture Research Center in 2009; two new 300-bed residence halls were constructed in 2002 and 2009; and the University currently is in the midst of more than \$90 million in capital renovation for maintenance and repair projects including the renovation of the historic 107-year-old Academic Hall, the remodeling and up-

grades to the Magill and Rhodes sciences complex, a new residence hall on the north end of campus, and a new classroom/residence hall building at the River Campus.

Dr. Dobbins has served a two-year term as president of the Missouri Council on Public Higher Education (COPHE), the organization for presidents and chancellors of Missouri's public colleges and universities, and is the senior member of the organization. In 2007, he was selected to serve a three-year term on the American Association of State Colleges and Universities (AASCU) Board of Directors, an organization which represents over 420 U.S. public college and university members and more than 3.7 million students or 56 percent of the enrollment at all public four-year institutions. He was elected Secretary-Treasurer of the organization in 2008, chaired the organization in 2010-2011, and currently serves on the executive committee as past chair of the AASCU Board. Also, for the past nine years, he has served as one of four faculty members for the week-long AASCU New Presidents' Academy, and currently chairs the Finance Committee of the American Academic Leadership Institute. He previously served three years as president of the Ohio Valley Conference and is currently a member of the Conference finance subcommittee. In addition, he is a vice president of the executive board of the Greater St. Louis Council, Boy Scouts of America, and was elected by local council associates to serve on the National Council, Boy Scouts of America. In 2010, he was awarded the Silver Beaver Award, the highest honor bestowed upon a Boy Scout volunteer by a council.

He earned his B.S. degree in accounting from the University of Akron (Ohio) in 1971 and served as a commissioned officer and civilian executive in the U.S. Air Force for almost 10 years. He received the M.B.A. degree in 1979 from Old

*President Dr. Kenneth W. Dobbins*



## *President Dr. Kenneth W. Dobbins*

Dominion University (Virginia), and the Ph.D. in higher education administration in 1987 from Kent State, where in 2011, he was awarded the Alumni Leadership Award for the College of Education, Health and Human Services Annual Hall of Fame Awards. He is also a Certified Public Accountant in Ohio.

Dr. Dobbins and his wife, Jeanine Larson Dobbins, Founder and Director Emeritus of the Missouri Statewide Early Literacy Intervention Program based at Southeast, have a son, Paul, and a daughter-in-law, Stacey, who are both Southeast graduates, and two grandsons, Lincoln Kenneth and Brady Larson Dobbins.



### Board of Regents



**Doyle L. Privett**  
President



**Kendra Neely-Martin**  
Vice President



**Donald "Brad" Bedell**




**Daren Todd**



**Tom M. Meyer**



**Jay Knudtson**



**Kevin J. Magnan**  
Student Representative





# SOUTHEAST MISSOURI STATE UNIVERSITY



The Southeast Missouri State University Department of Athletics is on the rise under the leadership of Mark Alnutt.

Alnutt is in his second year at Southeast after officially taking over as Director of Athletics on April 19, 2012.

When Alnutt speaks, you will often hear him say, "academic excellence," "social development," "competitive success," and the "I-55 Corridor." The first

three are the core values of Southeast's mission, and the latter is the stretch between St. Louis and Memphis which is so important from a branding, recruiting and fundraising standpoint. Alnutt successfully hit all of those areas among other things over the course of a productive 2012-13 campaign.

Academically, Southeast student-athletes combined for a 3.12 cumulative grade point average in the fall and spring semesters. A total of 192 individuals recorded a 3.0 or higher GPA, accounting for 60 percent of all student-athletes. Thirteen of the Redhawks 15 teams achieved a cumulative grade point average over 3.0, including all 10 women's programs.

In line with academics, Alnutt constantly encourages Southeast coaches and student-athletes to be visible in the community. Student-athletes logged over 1,000 hours of community service in such projects like Pink Up Cape, Feed My Starving Children, Project Homeless Connect and Cape Girardeau Adopt-A-

Street last year.

Competition wise, the Redhawks placed third in the Ohio Valley Conference Commissioner's Cup, earning their highest finish in the history of the award. The women's track & field team captured the OVC Indoor Championship and the volleyball team won the OVC West Division. Southeast's men's basketball team finished second in the OVC West Division and turned in its first winning season since 2004-05, as well.

Alnutt was the driving force behind securing the first-ever NCAA football game at the new Busch Stadium in St. Louis. Longstanding regional-rivals Southeast Missouri and Southern Illinois will meet in that matchup on Sept. 21, 2013.

Total giving to athletics also increased by more than 12 percent under Alnutt. As a result, the department raised over \$350,000 through various fundraising initiatives.

Alnutt launched the inaugural Redhawks Road Trip which served as a series of outreach events to give fans, alumni, supporters and community members the opportunity to meet coaches, student-athletes and administration from Southeast Athletics. Stops were made at a number of different locations along the "I-55 Corridor" from May to June.

Prior to accepting his first job as Director of Athletics, Alnutt served as the Senior Associate Athletics Director at the University of Missouri.

Alnutt was the administrative liaison for football; supervised track and field, cross country, gymnastics and golf; spearheaded the department's project management team; served as the primary point person for the Athletic Department, overseeing all aspects of facility project master planning, development, management and implementation; and was involved with external department operations, including



*Director of Athletics Mark Alnutt*



## *Director of Athletics Mark Alnutt*

development, game operations, marketing, media relations, Mizzou Sports Properties and ticket operations.

Alnutt also managed postseason travel arrangements for each of the University of Missouri's 20 intercollegiate sport programs. He oversaw Missouri's Nike contract, the Big Wheels and Flying Tiger programs and the department's relationship with Old Hawthorne Golf Club. In 2009, he managed a \$5 million video board project through the University of Missouri Sports Complex with the centerpiece being a new board at Faurot Field. He also oversaw the design and construction of the new Golden Girls/Gymnastics practice facility in the fall of 2011. Alnutt was actively involved in the solicitation and stewardship efforts of capital gift giving, as well.

Alnutt spent six years at the University of Missouri as director of football operations, adding an assistant athletic director title prior to the 2005-2006 season. In that role, his duties included coordinating the team's travel plans, overseeing the football budget, handling compliance issues, scheduling of facilities, assisting with recruiting operations and managing the day-to-day operations of the football program.

He coordinated public relations and community service events for football, and oversaw all organizational aspects for the University of Missouri's trips to the 2003 and 2005 Independence Bowl games played in Shreveport, La. He also represented the football program as part of the design team that planned the \$16 million expansion and renovation project which turned the Tom Taylor Building into the Missouri Athletics Training Complex.

Alnutt was a three-year letterman for the University of Missouri as a linebacker and tight end from 1993-1995 and was voted the team's champion of the year as a senior. He earned a degree in sociology in 1995 and went to work for Major Brands



as a senior salesman in Kansas City from February 1996 to August 1997. He returned to the University of Missouri to pursue a master's degree in public administration with an emphasis on sports psychology. He joined the Missouri football staff in 1998 as an administrative/video graduate assistant. Alnutt completed his master's degree in May 2000 and took over as director of football operations that August.

A native of Kansas City, Alnutt served as president of the board of directors for Big Brothers/Big Sisters of Boone County and was selected to participate in the 2002-2003 NCAA Leadership Institute for Ethnic Minority Males. In June 2005, he was recognized by Columbia Business Times as one of the Columbia's 40-Under-40 business leaders for his work in the community.

He has participated in the Division I-A Athletic Director's Institute, attended the NACDA Mentoring Institute and chaired

the NCAA Women's Gymnastics committee. In 2010, he was the recipient of an Outstanding Chancellor's Staff recognition and the Barbara S. Uehling Award for Administrative Excellence at the University of Missouri.

More recently, Alnutt was selected to serve a four-year term on the NCAA Minority Opportunities and Interests Committee, effective Sept. 1, 2013.

The NCAA Minority Opportunities and Interests Committee (MOIC) was formed by the Association in January 1990 to review issues related to the interests of ethnic minorities and women. These issues focus on the education and welfare of minority student-athletes, as well as the enhancement of opportunities for ethnic minorities and women in coaching, athletics, administration, officiating and the NCAA governance structure.

Alnutt and his wife, the former Kate Hankins, are the parents of four children, Jaren, Kinleigh, Mason and Aidan.





# SOUTHEAST MISSOURI STATE UNIVERSITY



The mission of Southeast Missouri State University Department of Athletics is to provide a first class, student-athlete centered collegiate experience emphasizing the core values of academic excellence, social development, and competitive success. The Department of Athletics strives to compete at the highest possible level in the Ohio Valley Conference and other conference affiliations. The principles of integrity, student welfare, sportsmanship, ethical conduct, rules compliance, equity and diversity, and the prudent management of resources are the foundation on which we operate.



*Mission Statement*





SEASON PREVIEW





# 2013-14 SOUTHEAST MISSOURI MEN'S BASKETBALL GUIDE

Expectations are sky high for the Southeast Missouri State

University men's basketball team this upcoming 2013-14 season.

Southeast has improved its record each of the first four seasons under head coach Dickey Nutt, and this year is shaping up to be one of the Redhawks best chances for a major breakthrough.

"I'm excited about this team," said Nutt. "I think that we are long and athletic, and that this could be a fun bunch to watch. We have depth and should be a good defensive team."

The Redhawks went 17-16 overall and 8-8 in the Ohio Valley Conference during the 2012-13 campaign. Southeast turned in its first winning season since 2004-05 and advanced to the OVC Tournament for the third-straight year. The 17 victories were the program's most in

a season since 2000-01, as the Redhawks took second in the OVC West Division and tied for fifth in the league overall.

Last season's strong finish spurred a lot of preseason hype for this year's highly talented club. In fact, Southeast was picked to win the OVC West in the league's preseason poll.

"We're stepping into territory we're not used to," added Nutt. "A lot of coaches like to shy away from expectations, but we don't. It's what you work for and we are trying to capitalize on it. I think the attention is good for our program, for our fans and for recruiting."

Here is an in-depth look at the 2013-14 team:

## Backcourt

**Lucas Nutt (Jonesboro, Ark.)** is back for his senior season at the point guard spot.

The only player who started all 33 games for the Redhawks

last season, Nutt enters the year with a streak of 54-consecutive starts at the point.

He ranked second in the OVC and 21st in the nation in assist/turnover ratio (2.51), while averaging 5.6 points per game in 2012-13. Nutt also went over 100 assists for the second time in his career. His team-high 178 assists were the third-most in a season at Southeast.

Nutt, one of four returning starters, begins his final year ranked among the Redhawks top-five career leaders in assists (3rd, 419), free throw percentage (5th, .833) and games started (5th, 75). He needs 123 more assists to break Southeast's all-time career record.

Freshman **C.J. Reese (Atlanta, Ga.)** will challenge.

Reese begins his eligibility at Southeast this year. He was an All-Region selection, who played his final two high school seasons at McCallie Prep (Chattanooga, Tenn.) after beginning his prep career in his hometown of Atlanta, Ga. As a senior, Reese averaged 14.2 points, 3.6 rebounds and 2.1 steals at McCallie Prep. He is a big-bodied guard who is very good with the ball.

Reese signed a national letter of intent with the Redhawks on Nov. 10, 2011, but did not enroll at Southeast until the second semester of last year. He was officially added to the roster prior to the Belmont game on Jan. 10, 2013. Reese, however, did not play the remainder of the 2012-13 campaign.

"We feel like C.J. is going to be a special player for us," commented Nutt. "Ideally, we would have liked to have him before last season. It was an

advantage that he was able to practice and get adjusted to things."

Invited walk-on **Jamaal Calvin (Chattanooga, Tenn.)** adds depth to the backcourt.

Calvin, like Reese, also attended McCallie Prep School. He garnered First-Team All-Region and All-District accolades his final prep campaign. Calvin averaged 19.9 points, five rebounds, five assists and four steals per game as a senior.

## Perimeter

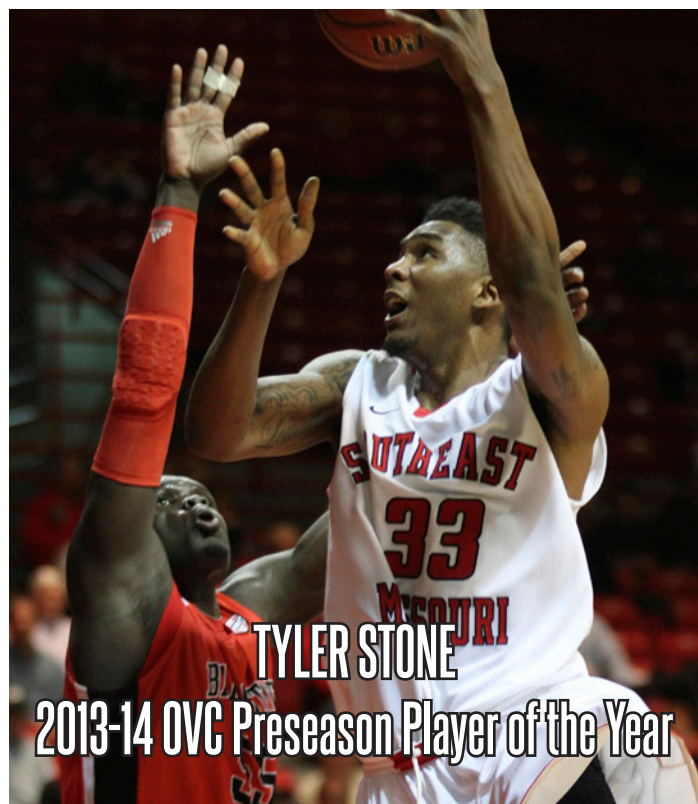
As a team, Southeast broke a school record with 256 three-pointers made a year ago. The Redhawks led the OVC and ranked eighth in the nation with a .398 three-point field goal percentage.

Southeast lost the bulk of their three-point threats in Corey Wilford (82-of-193), Marland Smith (63-of-147) and Nick Niemczyk (46-of-127). Wilford, Smith and Niemczyk were responsible for 74 percent of the three-point field goals made last season.

Despite the losses, Southeast has plenty of guards to shuffle around between the two and three spots.

Senior **A.J. Jones (Memphis, Tenn.)** and junior transfers **Jarekious Bradley (Memphis, Tenn.)** and **Josh Langford (Huntsville, Ala.)** headline the group.

Jones averaged 8.6 points and 3.3 rebounds per game in 33 games and 24 starts in 2012-13. He tied a team-high .429 three-point field goal percentage and ranked fourth on the team with 53 assists as the Redhawks fifth-leading scorer. Jones really came on strong late in the year.



TYLER STONE

2013-14 OVC Preseason Player of the Year



"A.J. can get to the basket and is a stopper," said Nutt. "We are expecting big things out of him again this year."

Bradley, who is cousins with Southeast forward Tyler Stone, is immediately eligible after joining the Redhawks from East Mississippi Community College.

He was named a First-Team National Junior College Athletic Association (NJCAA) Division I All-American and was the top vote-getter on the 10-player NJCAA All-Region 23 squad last season. Bradley ranked eighth nationally in scoring with 21.1 points per game for the 20-8 EMCC Lions in 2012-13. He also averaged a team-high eight rebounds per game and ranked second in both steals (40) and blocks (21). Bradley ranked 11th nationally in free throw percentage (87.5 percent) and shot 50 percent from the field, while registering eight double-doubles and five 30-point scoring games, as well.

"Jarekious is a good shooter who can really score the basketball and we have watched him since high school," said Nutt. "He's strong and physical, and can play a lot of different positions. We feel like he has a chance to be an impact player."

Langford is one of three Division I transfers who will play this season.

The 6-7, 215-pound guard is an elite athlete who can play multiple positions. Langford was highly recruited out of high school and signed with Southeast on Jan. 14, 2013. He will be eligible after the fall semester, just in time for the start of OVC play. Langford is left-handed, explosive and very

athletic.

"Josh may be the best athlete I've ever coached," said Nutt. "I think our fans are really going to enjoy watching him play."

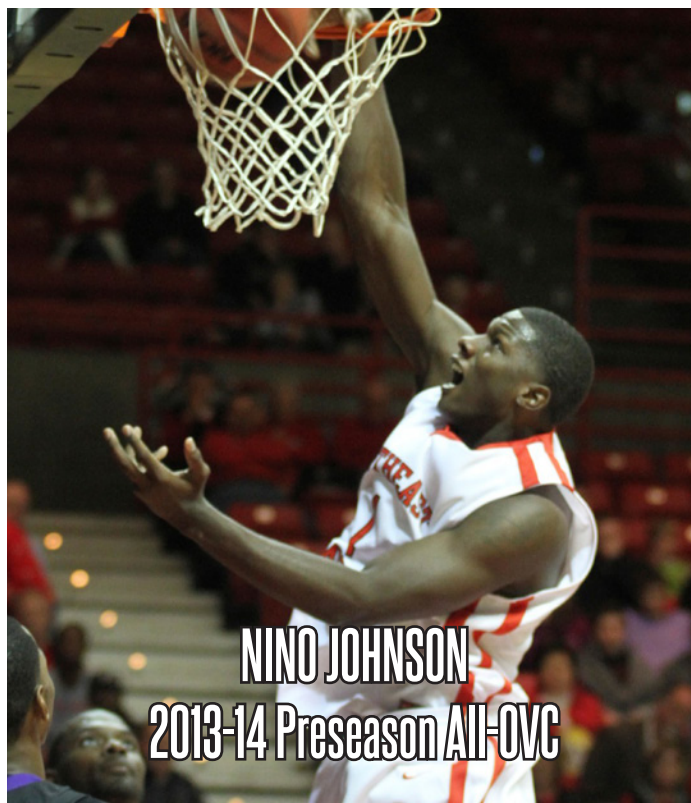
Langford was the state of Alabama's No. 1 ranked player coming out of Huntsville's Lee High School and rated No. 1 on the final 2010 Birmingham News Boys Super Seniors list. He averaged 5.2 points and 2.1 rebounds in 15 games and five starts at Auburn in 2011-12. Prior to that, Langford averaged 4.6 points, 2.6 rebounds and 15 minutes per contest in 31 games and 12 starts as a freshman with the Tigers. He practiced with Southeast during the second semester of last year.

Juniors *Darrian Gray* (*Memphis, Tenn.*), *Will Holifield* (*Sikeston, Mo.*) and *Caleb Woods* (*Selmer, Tenn.*), along with freshmen *Antonius Cleveland* (*Memphis, Tenn.*) and *Kyle Stroder* (*Leopold, Mo.*) will also be in the mix.

Gray averaged nine points and five rebounds in 23 games during his last season of competition at Lake Land College in 2011-12. He also dished out 17 assists, added 17 steals and shot 43.8 percent (75-of-171) from the field that year.

Holifield, the son of Sikeston High School basketball coach Gregg Holifield, is a shooting guard who spent the last two seasons at Three Rivers College. He averaged 2.4 points per game and scored double figures three times in 29 games and two starts a year ago.

Woods is the latest addition, who recently joined the team as a walk-on. He spent the last two seasons at Dyersburg



State Community College. As a sophomore, Woods averaged 11.7 points and 3.6 rebounds in 22 games. He also scored double figures 16 times, while pitching in 20 or more points on two occasions.

"Darrian, Will and Caleb will contribute," commented Nutt.

Cleveland is a classic late bloomer whose best basketball figures to be ahead of him.

Two years ago, he was a 5-8 substitute at Overton High School. The following summer he grew to 6-2 and transferred to Germantown High School, where he averaged 12.5 points per game as a senior. Now, Cleveland stands at 6-5, 175.

This past season, Cleveland averaged 18 points, five rebounds and five assists at Faith Baptist Christian Academy in Georgia.

"Antonius is a young man who has grown considerably over the last year-and-a-half," said Nutt. "One thing he can really do well is score."


Stroder, an invited walk-on, was named the Southeast Missourian Player of the Year as a senior at Leopold High School. He led the Wildcats to a 24-3 record, averaging 21.9 points, five rebounds, 2.9 steals and 2.4 assists per game.

#### Frontcourt

Senior *Tyler Stone* (*Memphis, Tenn.*) and junior *Nino Johnson* (*Memphis, Tenn.*) return as one of the top starting frontcourts in the OVC.

Stone, the 2013-14 OVC Preseason Player of the Year, garnered Second-Team All-Conference honors each of the





last two seasons. He enters his final year needing 32 points to reach 1,000 in his Southeast career. He was the Redhawks leading scorer with 15.5 points per game in 33 contests and 29 starts in 2012-13. Stone ranked second on the team in field goal percentage (.492), rebounds (7.8 rpg), blocks (44) and steals (25), and averaged a team-high 32.2 minutes per game. He ranked eighth in the OVC in scoring, fifth in rebounding and fifth in blocks.

Johnson, also a preseason All-OVC selection, gained 15 pounds since the end of last season which saw him rank 22nd in the nation with a Southeast single-season record 84 blocks. He averaged 2.5 swats per contest en route to leading the team and ranking second in the OVC in that category. Johnson was the Redhawks top rebounder (8.8 rpg), shot-blocker and third-leading scorer (11.1 ppg) in 2012-13. He also led the team

in field goal percentage (.566). Johnson is on pace to break Southeast's all-time career record in blocks, needing 65 to surpass William "Bud" Eley (156 from 1995-99) for the new mark.

The patented tandem of Stone and Johnson turned in a combined 51 double-digit scoring performances, 16 double-doubles and ten 20-point games last season.

"Tyler and Nino are two of the better big men in our league," said Nutt. "They are forces to reckon with. Both play with high energy and want to win. We are looking for them to have even bigger years this season."

## More Experience Awaits

Southeast signed experienced guard *Jevante "J.J." Thompson (Irving, Texas)* on Aug. 14, 2013. Thompson will miss the upcoming season due to NCAA Division I transfer rules.

"J.J. is a scoring guard who can play several different positions, and we are extremely excited to add his level of maturity and experience to our program," said Nutt. "He has played in a lot of big games and is a first-class person. We feel like he's the total package and that he will be an excellent fit here at Southeast."

Thompson was a two-year starter at the University of Houston before choosing to transfer to Southeast. He averaged six points per game and shot 42.3 percent (58-of-137) from the field in 29 games and 21 starts for the Cougars last season.

Prior to that, Thompson saw action in all 30 contests and made 19 starts as a true freshman in 2011-12.

Thompson, who is left-handed, was a 3-star recruit by Rivals.com out of Irving High School. Rivals.com also raked him No. 18 in the Texas player rankings. Thompson initially chose Houston over UTEP, Colorado, Nebraska, UNLV, Wichita State, Texas Tech and Iowa.

Thompson will be eligible in the fall of 2014.

## Porter's Career Ends

Forward Michael Porter will not play again due to significant injuries sustained throughout his career.

Porter's most recent injury was a labral tear in the right hip, which required a second surgery. He will remain on scholarship to continue his education and finish his degree at Southeast Missouri State University.

A native of nearby Sikeston, Porter played a total of 32 games and made four starts in two seasons at Southeast. He averaged 4.4 points and 2.9 rebounds per game, while shooting 54.9 percent (56-of-102) from the field in that span. Porter also had one block, 16 steals and 20 assists.

Porter broke his foot in October of last season and was sidelined for the first 20 games of the 2012-13 campaign. He made his return against Tennessee Tech on Jan. 19. Porter scored six points and grabbed three rebounds in 16 minutes off the bench before re-fracturing his left foot in that game.

Porter began his college career at Missouri State. He missed all but six games of his freshman season in 2009-10 due to an emergency appendectomy and a torn hamstring.

The former Sikeston High School standout was involved in a single-vehicle accident in June of 2010 that resulted in hip surgery and put his basketball career in jeopardy.

Porter transferred to Southeast in 2010-11, and after recovering from that hip surgery, was able to practice with the Redhawks although he was ineligible due to NCAA transfer regulations.



### Trip to Mexico Highlights 2013-14 Schedule

Thirteen regular-season home dates are on the docket for the 2013-14 season, Nutt's fifth on Southeast's bench. The Redhawks also have two home exhibition contests against Hannibal-LaGrange (Oct. 29) and Ouachita Baptist (Nov. 2), giving fans an early look at this year's team.

Southeast officially tips off its season at Saint Louis (Nov. 8). The Billikens are the defending Atlantic 10 champions and played in the last two NCAA Tournaments.

The Redhawks play host to Central Baptist (Nov. 11) in their home-opener before traveling to Indiana to face IUPUI (Nov. 16) and Ball State (Nov. 18). The latter game against BSU is a return trip of last season's ESPN BracketBusters. Southeast wiped away a 10-point deficit in a 1:33 span before the Cardinals hit a buzzer-beating three-pointer to escape with an 85-82 win in that game.

After returning home to face Mid-Continent (Nov. 22), the Redhawks break out their passports and travel south of the border to Puerto Vallarta, Mexico for the Cure UCD Classic. The three-day tournament pits Southeast against Northern Kentucky (Nov. 29), Tulane (Nov. 30) and Texas State (Dec. 1).

The Redhawks return stateside to finish up their non-conference slate. Southeast heads to Southeastern Louisiana (Dec. 7), Memphis (Dec. 21) and Missouri State (Dec. 29), and hosts Illinois-Chicago (Dec. 13), IUPUI (Dec. 23) and UMKC (Jan. 29).

Southeast rings in the New Year with trips to West Division rivals Murray State (Jan. 2) and Austin Peay (Jan. 4) to start Ohio Valley Conference play. The Redhawks will look to sweep that trip for the second year in a row after doing so for the first time in school history last winter.

A marquee matchup against defending OVC champion Belmont (Jan. 9) marks Southeast's first league contest at the Show Me Center this season. The rest of the Redhawks home conference schedule includes Tennessee State (Jan. 11), SIU Edwardsville (Jan. 23), Eastern Illinois (Jan. 25), UT Martin (Feb. 15), Jacksonville State (Feb. 20), Austin Peay (Feb. 27) and Murray State (Mar. 1).

Southeast's other conference games include visits to Morehead State (Jan. 16), Tennessee Tech (Jan. 18), Eastern Kentucky (Feb. 1), SIU Edwardsville (Feb. 6), Eastern Illinois (Feb. 8) and UT Martin (Feb. 22).

The 2014 OVC Tournament will be held at the Nashville Municipal Auditorium on March 5-8. All eight men's and all eight women's teams that qualify for the tournament field will gather at this single site for the entire tournament.

In 2011, the bracket shifted from a traditional 1 vs. 8, 2 vs. 7, etc. format to a merit-based format that rewards the top teams during the regular season with byes into the quarterfinals and semifinals. Now the first round of each the men's and women's tournament will feature the No. 5 seed against the No. 8 seed and the No. 6 seed against the No.

7 seed. The winners of those games will advance to the quarterfinals to face the No. 3 and No. 4 seeds (who received a bye). The winners of those quarterfinal matchups will advance to the semifinals to face the No. 1 and No. 2 seeds (who received a pair of byes).

The combined men's and women's championship has been held at Municipal Auditorium eight previous times: 1994, 1995, 1996, 2004, 2008, 2011, 2012 and 2013. The men also held its championship at the venue in 1989.



### Quick Facts


Location.....	Cape Girardeau, Mo.
Founded .....	1873
Enrollment .....	11,729
Nickname.....	Redhawks
Colors .....	Red and Black
Affiliation .....	NCAA Division I
Conference .....	Ohio Valley
Facility .....	Show Me Center (7,000)
President .....	Dr. Kenneth W. Dobbins
Director of Athletics.....	Mark Alnutt
Website.....	GoSoutheast.com
Ticket Office Phone .....	(573) 651-2113

### Coaching Staff

Head Coach.....	Dickey Nutt
Alma Mater .....	Oklahoma State, 1982
Career Record (Yrs.).....	238-264 (17)
Record at Southeast (Yrs.).....	49-77 (4)
Assistant Coaches.....	Jessie Evans, Jamie Rosser, Jon Cremins

### Team Information

2012-13 Record.....	17-16
2012-13 OVC Record/Finish .....	8-8/t5th
Starters Returning/Lost.....	4/2
Letterwinners Returning/Lost.....	4/6





# 2013-14 SOUTHEAST MISSOURI MEN'S BASKETBALL GUIDE

## Numerical Roster

<u>No.</u>	<u>Name</u>	<u>Pos.</u>	<u>Ht.</u>	<u>Wt.</u>	<u>Cl.</u>	<u>Yr.</u>	<u>Hometown (High School/College)</u>
0	Josh Langford	G	6-7	215	Jr.	4th	Huntsville, Ala. (Lee/Auburn)
1	Nino Johnson	F	6-9	245	Jr.	3rd	Memphis, Tenn. (White Station)
2	A.J. Jones	G	6-4	200	Sr.	5th	Memphis, Tenn. (Raleigh Egypt/Paris JC)
3	C.J. Reese	G	6-2	195	Fr.	1st	Atlanta, Ga. (McCallie Prep (Chattanooga, Tenn.))
4	Antonius Cleveland	G	6-5	175	Fr.	1st	Memphis, Tenn. (Faith Baptist Christian Academy (Ga.))
10	Kyle Stroder*	G	6-5	167	Fr.	1st	Leopold, Mo. (Leopold)
11	Michael Porter #	F	6-6	235	Sr.	5th	Sikeston, Mo. (Sikeston/Missouri State)
12	Jamaal Calvin*	G	6-1	181	Fr.	1st	Chattanooga, Tenn. (McCallie Prep)
13	Lucas Nutt	G	6-1	180	Sr.	5th	Jonesboro, Ark. (Jonesboro)
15	Darrian Gray	G	6-5	213	Jr.	3rd	Memphis, Tenn. (Southwind/Lake Land College)
23	Jarekious Bradley	F/G	6-5	220	Jr.	4th	Memphis, Tenn. (East/East Mississippi CC)
24	Will Holifield	G	6-0	198	Jr.	3rd	Sikeston, Mo. (Sikeston/Three Rivers College)
33	Tyler Stone	F	6-8	230	Sr.	5th	Memphis, Tenn. (Central/Missouri)
41	Caleb Woods*	G/F	6-3	180	Jr.	3rd	Selmer, Tenn. (McNairy Central/Dyersburg State CC)
55	J.J. Thompson #	G	6-0	185	Jr.	3rd	Irving, Texas (Irving/Houston)

## Alphabetical Roster

\* - Walk-On; # - Will not play in 2013-14

<u>No.</u>	<u>Name</u>	<u>Pos.</u>	<u>Ht.</u>	<u>Wt.</u>	<u>Cl.</u>	<u>Yr.</u>	<u>Hometown (High School/College)</u>
23	Jarekious Bradley	F/G	6-5	220	Jr.	4th	Memphis, Tenn. (East/East Mississippi CC)
12	Jamaal Calvin*	G	6-1	181	Fr.	1st	Chattanooga, Tenn. (McCallie Prep)
4	Antonius Cleveland	G	6-5	175	Fr.	1st	Memphis, Tenn. (Faith Baptist Christian Academy (Ga.))
15	Darrian Gray	G	6-5	213	Jr.	3rd	Memphis, Tenn. (Southwind/Lake Land College)
24	Will Holifield	G	6-0	198	Jr.	3rd	Sikeston, Mo. (Sikeston/Three Rivers College)
1	Nino Johnson	F	6-9	245	Jr.	3rd	Memphis, Tenn. (White Station)
2	A.J. Jones	G	6-4	200	Sr.	5th	Memphis, Tenn. (Raleigh Egypt/Paris JC)
0	Josh Langford	G	6-7	215	Jr.	4th	Huntsville, Ala. (Lee/Auburn)
13	Lucas Nutt	G	6-1	180	Sr.	5th	Jonesboro, Ark. (Jonesboro)
11	Michael Porter #	F	6-6	235	Sr.	5th	Sikeston, Mo. (Sikeston/Missouri State)
3	C.J. Reese	G	6-2	195	Fr.	1st	Atlanta, Ga. (McCallie Prep (Chattanooga, Tenn.))
33	Tyler Stone	F	6-8	230	Sr.	5th	Memphis, Tenn. (Central/Missouri)
10	Kyle Stroder*	G	6-5	167	Fr.	1st	Leopold, Mo. (Leopold)
55	J.J. Thompson #	G	6-0	185	Jr.	3rd	Irving, Texas (Irving/Houston)
41	Caleb Woods*	G/F	6-3	180	Jr.	3rd	Selmer, Tenn. (McNairy Central/Dyersburg State CC)

**Head Coach:** Dickey Nutt, Fifth Season (Oklahoma State, 1982)

**Assistant Coaches:** Jessie Evans, Second Season (Eastern Michigan, 1972), Jamie Rosser, Fifth Season (Arkansas State, 2001), Jon Cremins, Second Season (Valdosta State, 2007). **Basketball Operations:** Ruben Reyna (UMKC, 2010).

### » Breakdown by Class

Total Squad Members.....	15
Seniors.....	4
Juniors.....	7
Freshmen.....	4

### » Breakdown by Position

Guard.....	11
Forward.....	5

### » Geographical Breakdown

Arkansas.....	2
Georgia.....	1
Missouri.....	3
Tennessee.....	8
Texas.....	1

### » Pronunciation Guide

Nino Johnson.....	Knee-Know
Jarekious.....	Ja-REE-kus
Jevante "J.J.".....	Juh-VON-tay
Stroder.....	Strow-der







**Josh Langford**  
G • 6-7 • 215 • Jr.  
Huntsville, Ala.




**Nino Johnson**  
F • 6-9 • 245 • Fr.  
Memphis, Tenn.




**A.J. Jones**  
G • 6-4 • 200 • Sr.  
Memphis, Tenn.



**C.J. Reese**  
G • 6-2 • 195 • Fr.  
Atlanta, Ga.



**Antonius Cleveland**  
G • 6-5 • 175 • Fr.  
Memphis, Tenn.



**Kyle Stroder**  
G • 6-5 • 167 • Fr.  
Leopold, Mo.



**Jamaal Calvin**  
G • 6-1 • 181 • Fr.  
Chattanooga, Tenn.



**Lucas Nutt**  
G • 6-1 • 180 • Sr.  
Jonesboro, Ark.



**Darrian Gray**  
G • 6-5 • 213 • Jr.  
Memphis, Tenn.



**Jarekious Bradley**  
F/G • 6-5 • 220 • Jr.  
Memphis, Tenn.



**Will Holifield**  
G • 6-0 • 198 • Jr.  
Sikeston, Mo.



**Tyler Stone**  
F • 6-8 • 230 • Sr.  
Memphis, Tenn.



**J.J. Thompson**  
G • 6-0 • 185 • Jr.  
Irving, Texas



**Dickey Nutt**  
Head Coach  
Fifth Season



**Jessie Evans**  
Assistant Coach  
Second Season



**Jamie Rosser**  
Assistant Coach  
Fifth Season



**Jon Cremins**  
Assistant Coach  
Second Season



**Ruben Reyna**  
Basketball Operations  
First Season



# 2013-14 SOUTHEAST MISSOURI MEN'S BASKETBALL GUIDE

<b>Date</b>	<b>Opponent</b>	<b>Location</b>	<b>Time</b>
<b>Tuesday, October 29</b>	<b>Hannibal-LaGrange (ex.)</b>	<b>Cape Girardeau, Mo.</b>	<b>7 p.m.</b>
<b>Saturday, November 2</b>	<b>Ouachita Baptist (ex.)</b>	<b>Cape Girardeau, Mo.</b>	<b>8 p.m.</b>
Friday, November 8	at Saint Louis	St. Louis, Mo.	7:30 p.m.
<b>Monday, November 11</b>	<b>Central Baptist</b>	<b>Cape Girardeau, Mo.</b>	<b>8 p.m.</b>
Saturday, November 16	at IUPUI	Indianapolis, Ind.	Noon
Monday, November 18	at Ball State	Muncie, Ind.	6 p.m.
<b>Friday, November 22</b>	<b>Mid-Continent</b>	<b>Cape Girardeau, Mo.</b>	<b>7 p.m.</b>
<i>Cure UCD Classic</i>			
<i>Friday, November 29</i>	<i>vs. Northern Kentucky</i>	<i>Puerto Vallarta, Mexico</i>	<i>TBA</i>
<i>Saturday, November 30</i>	<i>vs. Tulane</i>	<i>Puerto Vallarta, Mexico</i>	<i>TBA</i>
<i>Sunday, December 1</i>	<i>vs. Texas State</i>	<i>Puerto Vallarta, Mexico</i>	<i>TBA</i>
Saturday, December 7	at Southeastern Louisiana	Hammond, La.	4:30 p.m.
<b>Saturday, December 14</b>	<b>Illinois-Chicago</b>	<b>Cape Girardeau, Mo.</b>	<b>7 p.m.</b>
Saturday, December 21	at Memphis	Memphis, Tenn.	7 p.m.
<b>Monday, December 23</b>	<b>IUPUI</b>	<b>Cape Girardeau, Mo.</b>	<b>7 p.m.</b>
Sunday, December 29	at Missouri State	Springfield, Mo.	2:05 p.m.
Thursday, January 2	at Murray State*	Murray, Ky.	7 p.m.
Saturday, January 4	at Austin Peay*	Clarksville, Tenn.	7:30 p.m.
<b>Thursday, January 9</b>	<b>Belmont*</b>	<b>Cape Girardeau, Mo.</b>	<b>7 p.m.</b>
<b>Saturday, January 11</b>	<b>Tennessee State*</b>	<b>Cape Girardeau, Mo.</b>	<b>5:30 p.m.</b>
Thursday, January 16	at Morehead State*	Morehead, Ky.	6 p.m.
Saturday, January 18	at Tennessee Tech*	Cookeville, Tenn.	7 p.m.
<b>Thursday, January 23</b>	<b>SIU Edwardsville*</b>	<b>Cape Girardeau, Mo.</b>	<b>7 p.m.</b>
<b>Saturday, January 25</b>	<b>Eastern Illinois* #</b>	<b>Cape Girardeau, Mo.</b>	<b>5:30 p.m.</b>
<b>Wednesday, January 29</b>	<b>UMKC</b>	<b>Cape Girardeau, Mo.</b>	<b>7 p.m.</b>
Saturday, February 1	at Eastern Kentucky*	Richmond, Ky.	6 p.m.
Thursday, February 6	at SIU Edwardsville*	Edwardsville, Ill.	7 p.m.
Saturday, February 8	at Eastern Illinois*	Charleston, Ill.	2 p.m.
<b>Wednesday, February 12</b>	<b>UT Martin*</b>	<b>Cape Girardeau, Mo.</b>	<b>6 p.m.</b>
<b>Thursday, February 20</b>	<b>Jacksonville State*</b>	<b>Cape Girardeau, Mo.</b>	<b>7 p.m.</b>
Saturday, February 22	at UT Martin*	Martin, Tenn.	4 p.m.
<b>Thursday, February 27</b>	<b>Austin Peay*</b>	<b>Cape Girardeau, Mo.</b>	<b>7 p.m.</b>
<b>Saturday, March 1</b>	<b>Murray State*</b>	<b>Cape Girardeau, Mo.</b>	<b>5:30 p.m.</b>
<i>OVC Tournament</i>			
<i>Wednesday, March 5</i>	<i>First Round</i>	<i>Nashville, Tenn.</i>	<i>TBA</i>
<i>Thursday, March 6</i>	<i>Quarterfinals</i>	<i>Nashville, Tenn.</i>	<i>TBA</i>
<i>Friday, March 7</i>	<i>Semifinals</i>	<i>Nashville, Tenn.</i>	<i>TBA</i>
<i>Saturday, March 8</i>	<i>Finals</i>	<i>Nashville, Tenn.</i>	<i>TBA</i>

All Dates Subject to Change

All Times Central and Subject to Change

All Games Broadcast Live on ESPN 92.9 FM (KLSC) and K103 (102.9 FM, KEZS)

# Hall of Fame Weekend

**Home Games in Bold**

\* Denotes Ohio Valley Conference Game







COACHING STAFF





# 2013-14 SOUTHEAST MISSOURI MEN'S BASKETBALL GUIDE



## Dickey Nutt

- Head Coach
- Fifth Year
- Oklahoma State, 1982



Dickey Nutt's teams have improved each of his first four seasons at Southeast Missouri and his program has the talent in place to have a bigger year in 2013-14.

Southeast finished second in the Ohio Valley Conference West Division and tied for fifth in the league with an overall record of 17-16 and 8-8 in conference play last season. The Redhawks, who made their third-straight trip to the quarterfinals of the OVC Tournament, turned in their first winning season since 2004-05. Southeast's 17 victories were the most in a season since 2000-01.

The Redhawks not only established a new team single-season record with 256 three-pointers in 2012-13, but finished the year ranked first in the OVC and eighth in the nation in three-point shooting (39.8 percent). Southeast buried a single-game record 20 three-pointers in its win at Austin Peay on Feb. 28, 2013.

Southeast also put an end to a 14-game road losing streak in its series against Austin Peay. Two days after beating the Governors, 108-81, the Redhawks won at Murray State for the first time since 2006-07. The convincing 84-68 victory over the Racers completed a sweep of the Austin Peay/Murray State road swing for the first time in school history.

A year before that, Nutt's 2011-12 team saw a +5 increase in the win column. The Redhawks went 15-16 overall and 9-7 in OVC play en route to making the league's postseason tournament. That year, Southeast registered its first winning conference record in seven seasons.

Additionally, the 2011-12 season marked the first year where

Southeast had a full roster with Nutt as its coach. The Redhawks spent Nutt's first two years with depleted numbers due to various injuries.

In 2010-11, Nutt led Southeast to its first OVC Tournament appearance since 2006-07. The Redhawks, who played a big chunk of that season with only eight players, overcame a slow start by going 10-12 in their final 22 games to finish seventh in the conference.

Leon Powell, who led the nation in field goal percentage, became the first All-OVC selection under Nutt. Powell, who was the Redhawks top scorer, rebounder and shot-blocker, earned both Second-Team and All-Newcomer honors that season. Tyler Stone followed with Second-Team All-OVC honors in 2011-12 and 2012-13, giving Nutt an All-OVC performer each of the last three years. In addition, Marland Smith broke Southeast's all-time career record in three-point field goals made and Nino Johnson broke the school's all-time single-season record in blocks under Nutt's tutelage.

Off the court, Nutt's teams have enjoyed plenty of academic success, as six of his players graduated. In fact, there is a 100 percent graduation rate for Southeast men's basketball student-athletes beginning their freshman year.

A native of Little Rock, Ark., Nutt took over as the 19th head coach in Southeast men's basketball history on March 12, 2009.

In his debut at Southeast in 2009-10, Nutt began laying the foundation for a turnaround in Redhawk basketball.

Nutt's coaching philosophy is simple – "Win games, recruit young men with outstanding char-

acter and graduate young people."

"I believe we are building this program the right way. We are recruiting good young men who take a lot of pride in being Redhawks and want to obtain a degree from this University," said Nutt.

Nutt recorded his first victory at Southeast when the Redhawks snapped a 21-game losing streak at Northern Illinois on Nov. 22, 2009. Southeast finished with seven wins that year, three more than the previous two seasons combined.

Nutt has coached in 502 games in 17 seasons at the NCAA Division I level. He recorded his 200th career victory when Southeast beat UT Martin on Jan. 3, 2011.

He has also had one NCAA Division I statistical champion, three All-OVC picks, three NABC All-District selections, two OVC Medal of Honor recipients and nine OVC Commissioner's Honor Roll honorees as the Redhawks head coach.

Not to mention, Nutt's 2011-12 team led the OVC in field goal percentage (.475), and his 2012-13 club topped the conference in field goal percentage defense (.402), three-point field goal percentage (.398), assists (15.8 apg) and defensive rebounds (27.6 rpg).

Nutt comes from a thick coach-

ing bloodline and brings a level of enthusiasm and passion for basketball that is downright contagious.

Prior to taking the Southeast helm, Nutt spent over two decades at Arkansas State University. He worked as an assistant coach from 1987-95 before serving as head coach from 1995-2008.

Nutt compiled an overall record of 189-187 and 102-101 in the Sun Belt Conference en route to becoming the second-winningest coach in ASU history and posting the second-most career victories in the Sun Belt Conference. He guided the then-Indians to two Sun Belt Conference regular-season titles (1998, 2007) and one Sun Belt Tournament crown (1999). Nutt was named the Sun Belt's Coach of the Year in 1998 and National Basketball Coaches Association District 9 Coach of the Year in 1998 and 1999.

Utilizing his dynamic and congenial personality, strong family background and rich home-grown work ethic, Nutt accomplished what no other coach in ASU history has been able to do -- take the Indians to the NCAA Tournament.

Nutt did just that when he guided ASU to an 18-12 record and its only NCAA Tournament





berth in 1999. The Indians lost to Utah in the first round of the Midwest Regional (New Orleans, La.) that year.

Nutt and his staff claimed three Sun Belt Conference titles. He also saw 10 of his players earn All-Conference honors and five garner All-Tournament accolades in the Sun Belt. In addition, he had at least one player named Sun Belt Conference Player of the Year, Defensive Player of the Year and Newcomer of the Year under his tutelage.

However, Nutt's life isn't all about college basketball. His love for children and dedication to community service has prompted he and his wife, Cathy, to make several charitable donations over the years.

One of the more notable donations they made was in 2001 to the local Jonesboro Parker Community Center gymnasium, a place where area youth can go to play basketball instead of roaming the streets. He and Cathy offered up half the funds if the city would match their donation to help finish those basketball courts.

Nearly 500 children - boys and girls - joined basketball teams at the community center when the project was complete.

Nutt, who is also well-known for his contributions to schools and churches, is an avid speaker at numerous events, camps and clinics throughout the Southeast Missouri community and surrounding areas. His effort to pack the Show Me Center for Southeast's "Show Me Sellout" events in 2009-10 and 2010-11 drew season-high home crowds each of those years.

Nutt began his collegiate coaching career at Oklahoma State under Leonard Hamilton (current head coach at Florida State) with then-assistants Tim Carter (current head coach at South Carolina State) and Bill Self (current head coach at Kansas). He also played four years for the Cowboys, who, at the time, were members of the Big 8 Conference.

Nutt landed his first head coaching job at Arkansas State

in 1995. He was the 14th men's basketball coach in ASU's 80-year basketball history. Before that, he spent eight seasons as the then-Indians top assistant coach.

Nutt bears one of the most recognizable names in college basketball and comes from one of the nation's most respected sports families.

He is the second of four sons to Houston and Emogene Nutt. Houston Sr., who passed away in the spring of 2005, was the longtime athletic director and basketball coach at the Arkansas School for the Deaf in Little Rock. Houston Sr., was often seen at athletic events supporting all four sons.

Dickey's oldest brother, Houston, currently works for CBS as a college football in studio analyst. Prior to that, Houston was the head football coach at Ole Miss (2008-11, Murray State (1993-96), Boise State (1997) and Arkansas (1998-2007).

Meanwhile, Danny Nutt was the Razorbacks' running backs coach from 1998-2006 and later worked as Ole Miss' Assistant Athletics Director for Player Development.

Dennis, who previously spent six years as a head coach at Texas State and worked as a scout for the NBA's Charlotte Bobcats, is now the head men's basketball coach at Ouachita Baptist.

The Nutt coaching foursome was featured in an article in Sports Illustrated in 1999.

Dickey is married to the former Cathy Thompson of Oklahoma City and they have two sons, Logan and Lucas, and one daughter, Lexis.

Lucas is presently a senior point guard with the Redhawks, while Logan is an assistant men's basketball coach at Culver-Stockton College. Lexis is in her junior year at Southeast.

## The Dickey Nutt File

### Born

- June 13, 1959 in Little Rock, Ark.

### Family

- Married to the former Cathy Thompson of Oklahoma City.
- Two sons: Logan and Lucas.
- One daughter: Lexis.

### Hobbies

- Enjoys fishing, golf and spending time with family and friends.

### Education

- Central High School, Little Rock, graduated 1977
- Oklahoma State, Bachelor of Arts in Physical Education, 1982
- Oklahoma State, Master of Science in Athletic Administration, 1984

### Playing Experience

- Central High School, Little Rock, Ark.  
Basketball: All-State guard, 1974-77  
Football: All-State quarterback 1974-77
- Oklahoma State University, Stillwater, Okla.  
Basketball: Four-year letterman at guard, 1977-82

## Nutt's Year-by-Year Records

Year	School	Assignment	Record	Conf. Finish	Postseason
1982-83	Stillwater H.S.	Assistant	-	-	-
1983-84	Stillwater H.S.	Assistant	-	-	-
1984-85	Stillwater H.S.	Assistant	-	-	-
1985-86	Oklahoma State	Assistant	15-13	-	-
1986-87	Oklahoma State	Assistant	8-20	-	-
1987-88	Arkansas State	Assistant	21-14	-	-
1988-89	Arkansas State	Assistant	20-10	-	-
1989-90	Arkansas State	Assistant	15-13	-	-
1990-91	Arkansas State	Assistant	23-9	-	-
1991-92	Arkansas State	Assistant	17-11	-	-
1992-93	Arkansas State	Assistant	16-12	-	-
1993-94	Arkansas State	Assistant	15-12	-	-
1994-95	Arkansas State	Assistant	8-20	-	-
1995-96	Arkansas State	Head Coach	9-18, 7-11 Sun Belt	t6th	-
1996-97	Arkansas State	Head Coach	15-12, 8-10 Sun Belt	8th	-
1997-98	Arkansas State	Head Coach	20-9, 14-4 Sun Belt	t1st	-
1998-99	Arkansas State	Head Coach	18-12, 9-5 Sun Belt	2nd	NCAA First Round
1999-00	Arkansas State	Head Coach	10-18, 7-9 Sun Belt	6th	-
2000-01	Arkansas State	Head Coach	17-13, 10-6 Sun Belt	t2nd (East)	-
2001-02	Arkansas State	Head Coach	15-16, 5-9 Sun Belt	4th (East)	-
2002-03	Arkansas State	Head Coach	13-15, 6-8 Sun Belt	4th (East)	-
2003-04	Arkansas State	Head Coach	17-11, 7-7 Sun Belt	4th (East)	-
2004-05	Arkansas State	Head Coach	16-13, 7-7 Sun Belt	t3rd (East)	-
2005-06	Arkansas State	Head Coach	12-18, 7-7 Sun Belt	3rd (East)	-
2006-07	Arkansas State	Head Coach	18-15, 11-7 Sun Belt	t1st (East)	-
2007-08*	Arkansas State	Head Coach	9-17, 4-11 Sun Belt	7th (West)	-
2009-10	Southeast Missouri	Head Coach	7-23, 3-15 OVC	9th	-
2010-11	Southeast Missouri	Head Coach	10-22, 6-12 OVC	7th	-
2011-12	Southeast Missouri	Head Coach	15-16, 9-7 OVC	5th	-
2012-13	Southeast Missouri	Head Coach	17-16, 8-8 OVC	t5th/2nd (West)	-

\* - Nutt resigned on January 19, 2008 and did not finish the season.

### Overall Record: 238-264 (17 years)

Record at Southeast Missouri, 49-77, 26-42 Ohio Valley Conference (4 years)

Record at Arkansas State: 189-187, 102-101 Sun Belt Conference (13 years)

### Record as a college assistant: 158-134 (10 years)

### Coaching Honors:

1998 Sun Belt Conference Coach of the Year; District 9 Coach of the Year

1999 District 9 Coach of the Year





## Jessie Evans

- Assistant Coach
- Second Year
- Eastern Michigan, 1972



Southeast Missouri added a heap of experience to its coaching staff when it hired Jessie Evans on July 9, 2012.

Evans begins his second season at Southeast, overseeing recruiting and coaching the Redhawk post players.

This season, Evans will again coach one of the top starting frontcourts in the Ohio Valley Conference in Tyler Stone and Nino Johnson.

Stone was a Second-Team All-OVC selection and led the Redhawks in scoring, while Johnson led the team in rebounding, blocks and field goal percentage, and broke the school's all-time single-season record in blocked shots during Evans' first year on staff in 2012-13. Stone and Johnson combined for 16 double-doubles and 51 double-digit scoring games under Evans last season.

Evans is a former head coach at two Division I programs and has served as an assistant coach at several other notable Division I schools, including Arizona. He assisted Lute Olson for nine years, helping the Wildcats win the 1997 national title. Evans was credited with recruiting some of Arizona's top players.

He helped mentor a total of 14 Arizona players that have played in the NBA, including Mike Bibby, Jason Terry, Damon Stoudamire, Khalid Reeves, Chris Mills, Sean Elliott and Sean Rooks. In all, he has recruited and/or coached 26 players who played in the NBA during his career.

During his nine years at Arizona, the Wildcats won five then-Pac-10 titles and participated in nine-consecutive NCAA Tournaments. Arizona was also ranked as high as No. 1 in the nation during the 1988-89 and 1990-91 seasons, and No. 2 in 1989-90. The Wildcats reached the Final Four in 1993-94 after winning the

NCAA West Regional.

As a part of the Arizona staff, Evans worked primarily with perimeter players and overall defense, while also being involved with scouting, athlete counseling and academics.

Evans' recruiting resulted in a great deal of on-court success, with his recruiting classes consistently ranking among the nation's best. His 1996 class was ranked in the top-five nationally by virtually every national recruiting service.

Most recently, however, Evans went 45-57 in nearly four seasons (2004-07) at the San Francisco helm. He coached just 12 games during the 2007-08 campaign before taking a leave of absence. In his last full season, the Dons tied for third in the West Coast Conference with an 8-6 record.

Prior to that, Evans won four regular-season Sun Belt Conference championships and two Sun Belt tournament titles at Louisiana-Lafayette. He compiled a 132-81 record in seven seasons (1997-2004). The Ragin' Cajuns also made two NCAA Tournament appearances, garnered two NIT berths and won at least 20 games four times under Evans.

Evans has an overall coaching record of 177-138.

In addition to Arizona, Evans also worked as an assistant at Minnesota, San Diego State, Texas and Wyoming.

Evans was an All-State basketball player, playing four years with the varsity team at Pontiac Central High School. He attended Eastern Michigan University, where he played for four seasons before earning his bachelor's degree in 1972 and master's degree in 1980.

Following his collegiate career, Evans served as player-coach with the Flint Pros in the Continental Basketball Association for one year in 1972-73 before taking the

head coaching position at Flint Northwestern High School. He guided that team to a three-year record of 57-18, a state runner-up finish in 1975 and a Saginaw Valley title in 1976.

In his five years at Minnesota, the Gophers averaged 20 wins per year and claimed the Big Ten title

in 1981. He coached and helped recruit such notables as Kevin McHale, Mychal Thompson, Trent Tucker and Randy Breuer during that time.

Evans left Minnesota for two seasons at San Diego State, where he helped develop future NBA standout Michael Cage, and fol-

lowed that with a two-year stint at Wyoming. He helped guide the Cowboys to the WAC title and to the 1986 NIT finals while coaching standouts Fennis Dembo and Eric Leckner.

He left Wyoming in 1986 to join the staff at Texas, where he coached Lance Blanks and Travis Mays, before joining the Arizona staff in April 1988 following UA's Final Four trip that year.

Evans and his wife Nancy, a former counselor, have a daughter Jayda, a sportswriter with the Seattle Times, and a son Jarret, who played two years at Louisiana-Lafayette.



### Jessie Evans File

#### Born

October 24, 1955 in Lebanon, Tenn.

#### Family

Wife: Nancy; Daughter: Jayda; Son: Jarret

#### Education

Pontiac Central High School (Pontiac, Mich.)

B.A., Eastern Michigan, 1972

M.A., Eastern Michigan, 1980

#### Playing Experience

Four-year letterman at Eastern Michigan (1968-72)

#### Coaching History

**Southeast Missouri**, Assistant Coach (2012-present); **San Francisco**, Head Coach (2004-2007), Record: 45-57; **Louisiana-Lafayette**, Head Coach (1997-2004), Record: 132-81 **Arizona**, Assistant Coach (1988-1997); **Texas**, Assistant Coach (1986-1988); **Wyoming**, Assistant Coach (1984-1986); **San Diego State**, Assistant Coach (1982-1984); **Minnesota**, Assistant Coach (1976-1981); **Flint Northwestern High School**, Head Coach (1974-1976); **Flint Pros (CBA)**, Player/Coach (1972-1973).





**J**amie Rosser is in his fifth year as an assistant coach at Southeast Missouri.

Rosser is in charge of scouting and academic performance. He also serves as the Redhawks co-recruiting coordinator and helps coach the Southeast guards.

A native of Memphis, Tenn., Rosser has helped the Redhawks establish quite a pipeline to one of the region's more prominent basketball hotbeds.

In all, Southeast has six players from Memphis listed on its 2013-14 roster, including Nino Johnson, A.J. Jones, Antonius Cleveland, Darrian Gray, Jarekious Bradley and Tyler Stone. Stone, Johnson and Jones are returning starters who each ranked among the team's top-five leading scorers a year ago. Additionally, Johnson was rated a four-star recruit by ESPN's college basketball website after playing at White Station High School, a respective perennial prep program.

Rosser coached NABC All-District selection Marland Smith during his first four years at Southeast. Smith, who joined Greek Club Ilisiakos BC in August, scored over 1,000 points in his career and broke the Redhawks all-time career record in three-point field goals made.

Smith and Corey Wilford were Southeast's top scoring guards under Rosser in 2012-13. Wilford ranked second on the team with 14.4 points per game and was first with 82 three-pointers made.

Meanwhile, Smith finished second on the team with 63 threes and was fourth in scoring with 10.1 points per contest.

Wilford and Smith helped lead

Southeast to a single-season team record 256 three-point field goals made, as the Redhawks led the Ohio Valley Conference and rated eighth in the nation with a .398 three-point field goal percentage.

In 2011-12, Smith, Nick Niemczyk and Marcus Brister were among the Redhawks top-five scorers. Smith was second in scoring average with 12.3 points per game, while Niemczyk (9.2 ppg) and Brister (7.5 ppg) were fourth and fifth, respectively.

Rosser played guard under Dickey Nutt at Arkansas State from 1999-2001.

He averaged 9.5 points, 2.7 rebounds and 2.9 assists per game in 58 career games with the Red Wolves. Rosser also averaged 11.4 points per contest as a senior in 2000-01.

Rosser spent two years as head girls basketball coach at Overton High School in Memphis. He guided Overton to a District championship in 2009. The Lady Wolverines were also City and Regional runner-ups that year. Rosser, who earned Coach-of-the-Year honors in both 2008 and 2009 was set to coach Overton's boys and girls teams before accepting his first Division I coaching job at Southeast Missouri State.

Rosser was the starting point guard as a prep at Overton High School. He started his college basketball playing career at Northwest Community College, where he was rated as the top junior college point guard in the nation. Rosser transferred to Arkansas State in 1999-2000 and later played one year of professional basketball in

Lithuania.

In addition, Rosser coached the Memphis Magic AAU team for 16 and 17-year old players. He guided the Magic to a 17-7 record that season.

Rosser is a 2001 graduate of Arkansas State. He and his wife, Crystal, have one daughter, Jada (11).



#### Jamie Rosser File

##### Born

Born August 7, 1978 in Memphis, Tenn.

##### Family

Wife: Crystal; Daughter: Jada (11)

##### Education

Overton High School

Arkansas State, graduated in 2001


##### Playing Experience

Starting point guard at Overton High School; Started college basketball playing career at Northwest Community College, where he was rated as the top junior college point guard in the nation; Transferred to Arkansas State in 1999-2000. Played two seasons under Dickey Nutt at ASU; Played one year of professional basketball in Lithuania.

##### Coaching History

**Southeast Missouri**, Assistant Coach (2009-present); **Overton High School**, Head Girls Basketball Coach (2007-2009); **Memphis Magic AAU team**.





## Jon Cremins

- Assistant Coach
- Second Year
- Valdosta State, 2007



Jon Cremins, a nephew of longtime successful college coach Bobby Cremins, is in his first year as an assistant coach at Southeast Missouri.

Cremins, who begins his second year, officially joined the Redhawks staff on Aug. 7, 2012. He assists with recruiting and coaches the perimeter among other duties.

In his first year at Southeast, Cremins coached two of the top three-point shooters in the Ohio Valley Conference. Corey Wilford (82) and Marland Smith (63) combined for 145 of the teams treys in 2012-13. Wilford and Smith helped lead the Redhawks to a single-season team record 256 three-point field goals made.

Southeast finished the 2012-13 campaign atop the OVC and ranked eighth in the nation with a .398 three-point field goal percentage.

A native of Roswell, Ga., Cremins spent the last two seasons on his uncle's staff at the College of Charleston.

Prior to that, he served as an assistant and teacher during the 2009-10 school year at South Forsyth High School in Cumming, Ga. His coaching career also includes a stint as a graduate assistant men's basketball coach at his alma mater, Valdosta State University, from 2007-09 and working part-time in ticket sales and marketing at the school from 2005-07.

While at VSU, Cremins' duties included working with the team's guards during practices as well as tracking the academic progress of his student-athletes. Additionally, he helped with the program's tape exchange program, produced scouting tapes for the Blazer coaches and players, assisted with offseason

individual workouts and both on- and off-campus recruiting.

Cremins' on-the-court experience has been enhanced by working numerous basketball camps during the summer months, including the Florida State Basketball Camp in 2008, the Georgia State Basketball Camp in 2007 and the Blessed Trinity (High School) Summer League Camp in 2006 and 2007.

Cremins earned his bachelor's degree in history from Valdosta State in 2007. He then earned his master's degree in public administration there in 2009. Cremins was also a member of Sigma Nu and served as chair of the fraternity's philanthropy projects in the community.



### Jon Cremins File

#### Born

August 12, 1988 in Roswell, Ga.

#### Education

Bachelor's in History, Valdosta State, 2007

Master's in Public Administration, Valdosta State, 2009

#### Coaching History

**Southeast Missouri**, Assistant Coach (2012-present); **College of Charleston**, Assistant Coach (2010-2012); **Forsyth High School**, Assistant Coach (2009-2010); **Valdosta State**, Graduate Assistant (2007-2009).

#### Other Experience

Florida State Basketball Camp (2008); Georgia State Basketball Camp (2007); Blessed Trinity High School Summer League Camp (2006-2007).



## Ruben Reyna

- Basketball Operations
- First Year
- UMKC, 2010



Ruben Reyna is in his first year as Director of Basketball Operations at Southeast Missouri.

Reyna spent the last five years at his alma mater, UMKC. He was hired as the Kangaroos Director of Basketball Operations in the summer of 2012. Prior to that, he worked as a graduate assistant

coach for two years and a team manager for two seasons.

Reyna graduated from UMKC in 2010 with a degree in liberal arts. He earned his master's degree in higher education administration with an emphasis in sports administration from UMKC in May of 2012.





MEET THE REDHAWKS





# 2013-14 SOUTHEAST MISSOURI MEN'S BASKETBALL GUIDE



## Nino Johnson

### 1

- Forward
- 6-9 • 245
- Junior (3)
- Memphis, Tenn.
- White Station H.S.



*Preseason All-Ohio Valley Conference pick...Enters his junior season tied for third all-time with 92 career blocks at Southeast...Broke the school's single-season blocks record in 2012-13...Gained 15 pounds since last season...Needs 65 blocks to surpass William "Bud" Eley (156 blocks from 1995-99) for the career record...Part of one of the top starting frontcourts in the OVC.*

► **2012-13:** Broke Southeast's all-time single-season blocks record... Officially topped Bud Eley's previous mark of 75 blocks (1998-99) when he recorded three swats vs. Ball State (2/23)...Finished the year with 84 blocks, averaging 2.5 per contest...Led the team, ranked second in the OVC and rated 22nd in the nation in blocked shots...Led the team and ranked second in the OVC with 8.8 rebounds per game...Was third on the team in scoring (11.1 ppg) and led the Redhawks in field goal percentage (.566)...Averaged just under 10 points per game (9.9) in conference play...Notched a team-high 10 double-doubles...Scored double figures a total of 21 times...Scored a career-high 21 points and matched a career-high 16 rebounds vs. Central Arkansas (12/8)...Poured in 20 or more points on two occasions...Collected double-digit rebounds 12 times...Had 10 or more rebounds in five of his last nine games of the season...Gathered at least two blocks in 23 contests...Posted a career-high seven blocks vs. SIU Edwardsville (2/7)...Made a career-high nine field goals vs. McNeese State (11/15)...Scored double figures in six-straight games from Nov. 26 to Dec. 19.

► **2011-12:** Selected as the Preseason OVC Freshman of the Year by College Sports Madness...Played in 26 games off the bench...Averaged 2.2 points and 1.9 rebounds per game... Scored 11 points in each of his first two contests of the season...Shot 58.8 percent (20-of-34) from the field...Contributed 7.8 minutes per game...Hit a season-high 5-of-7 field goals and 1-of-2 free throws against both No. 25 Missouri (11/11) and Harris-Stowe (11/14)...Pulled down seven rebounds in 22 minutes against the Tigers...Tied for third on the team with eight blocks...Finished with two blocks vs. Harris-Stowe (11/14) and Austin Peay (1/26)...Saw action in 14 OVC games.

► **Prep:** Was ranked as the nation's No. 17 high school power forward by ESPN's college basketball recruiting website...ESPN also rated him as a four-star recruit on a five-star scale...Physical specimen, who also received scholarship offers from Auburn, Cincinnati, Charlotte, DePaul, Georgia Tech and Mississippi...Three-year starter at perennial national power White Station High School...Played at Melrose High School before transferring to White Station prior to his junior season...Helped lead White Station to a 30-7 record in 2010-11, the Spartans 16th-consecutive season with 20 or more wins...Averaged 12 points and seven rebounds en route to leading his team to a 28-9 record and Tennessee Class AAA runner-up finish as a junior...That squad featured guard Joe Jackson, who scored 3,451 points in a decorated prep career before joining the Memphis Tigers program...Carried a 3.5 GPA...Also played football.

► **Personal:** Born January 15, 1993...Undecided on his major...Son of Tina Johnson and Ron Shields...Was among 300 participants chosen to attend the NCAA Regional Career in Sports Forum in Kansas City, Mo., on Oct. 5-7, 2012.

## Johnson's Career-Highs at Southeast Missouri

Points.....	21	vs. Central Arkansas (12/8/12)
Total Rebounds.....	16	2x, last vs. Central Arkansas (12/8/12)
Offensive.....	6	vs. Ball State (2/23/13)
Defensive.....	13	2x, last at Southeastern La. (12/1/12)
FG Made.....	9	vs. McNeese State (11/15/12)
FG Attempted.....	14	2x, last vs. Eastern Kentucky (3/7/13)
3-Point FG Made.....	1	at Kansas (11/9/12)
3-Point FG Attempted.....	1	6x, last vs. Eastern Kentucky (3/7/13)
FT Made.....	7	3x, last vs. UT Martin (12/29/12)
FT Attempted.....	15	vs. Central Arkansas (12/8/12)
Assists.....	5	2x, last vs. Eastern Kentucky (2/2/13)
Blocks.....	7	vs. SIU Edwardsville (2/7/13)
Steals.....	3	at New Orleans (11/29/12)
Minutes.....	37	2x, last vs. Central Arkansas (12/8/12)

## Career Statistics at Southeast Missouri

Overall																			
Season	G-GS	Min	Avg	FG-FGA	Pct	3FG-3FGA	Pct	FT-FTA	Pct	Off	Def	Tot	Avg	PF	FO	A	TO	Blk	Stl
2011-12	26-0	202	7.8	20-34	.588	0-0	.000	16-28	.571	16	33	49	1.9	27	0	13	21	8	7
2012-13	33-27	912	27.6	142-251	.566	1-6	.167	81-152	.533	72	217	289	8.8	96	3	37	76	84	21
Totals	59-27	1114	18.9	162-285	.568	1-6	.167	97-180	.539	88	250	338	5.7	123	3	50	97	92	28
Conference Only																			
Season	G-GS	Min	Avg	FG-FGA	Pct	3FG-3FGA	Pct	FT-FTA	Pct	Off	Def	Tot	Avg	PF	FO	A	TO	Blk	Stl
2011-12	14-0	73	5.2	4-7	.571	0-0	.000	9-15	.600	7	11	18	1.3	11	0	3	12	4	2
2012-13	16-11	437	27.3	62-112	.554	0-2	.000	35-73	.479	41	90	131	8.2	56	2	15	35	39	9
Totals	30-11	510	17.0	66-119	.555	0-2	.000	44-88	.500	48	101	149	5.0	67	2	18	47	43	11



# Johnson's Game-by-Game Statistics

2012-13	FG	3P	FT	O/D	REB	F	PTS	A	TO	B	S	M
at Kansas*	4-7	1-1	3-3	3/6	9	4	12	1	4	2	0	25
Lyon College*	6-9	0-0	2-2	2/13	15	3	14	2	2	2	1	24
McNeese State*	9-11	0-0	2-5	2/7	9	0	20	2	1	3	2	34
at Chattanooga*	3-3	0-0	1-2	0/8	8	4	7	2	4	3	0	27
vs. Louisiana Tech*	4-13	0-0	2-5	4/6	10	3	10	3	6	5	1	34
vs. Troy*	3-6	0-0	0-1	0/3	3	2	6	0	1	1	0	17
at Illinois-Chicago*	3-5	0-0	0-0	0/10	10	2	6	1	3	3	0	32
Hannibal-LaGrange*	5-5	0-0	7-8	0/7	7	0	17	1	3	1	2	25
at New Orleans*	3-7	0-0	5-6	2/9	11	4	11	1	2	4	3	34
at Southeastern La.*	4-9	0-0	2-4	3/13	16	1	10	0	3	2	2	37
at Missouri*	6-12	0-1	1-2	1/6	7	2	13	1	1	4	0	35
Central Arkansas*	7-13	0-1	7-15	5/11	16	1	21	1	3	5	0	37
New Orleans*	6-10	0-0	4-6	2/7	9	3	16	1	4	1	0	26
at UMKC*	1-3	0-0	2-6	0/7	7	2	4	0	1	3	0	26
UT Martin*	4-7	0-0	7-14	4/10	14	4	15	0	3	3	0	34
Austin Peay*	4-11	0-0	4-8	4/5	9	3	12	0	1	1	0	27
Murray State*	3-6	0-1	0-1	1/7	8	4	6	2	2	1	0	36
at Belmont*	3-7	0-1	3-5	2/4	6	4	9	0	4	3	0	20
at Tennessee State*	7-9	0-0	0-2	2/6	8	4	14	1	3	0	1	32
Morehead State*	5-5	0-0	3-9	1/4	5	2	13	0	1	3	1	28
Tennessee Tech*	5-9	0-0	5-7	5/2	7	3	15	1	4	2	0	25
at SIU Edwardsville*	3-8	0-0	3-6	1/1	2	5	9	1	1	1	1	28
at Eastern Illinois*	0-6	0-0	1-2	1/4	5	4	1	2	2	1	0	29
Eastern Kentucky	1-1	0-0	1-3	1/5	6	1	3	5	2	3	1	23
SIU Edwardsville	8-9	0-0	1-4	5/7	12	2	17	0	4	7	2	29
Eastern Illinois	1-2	0-0	0-0	2/4	6	4	2	0	1	3	1	19
at UT Martin	4-7	0-0	1-2	3/8	11	3	9	0	2	5	0	29
at Jacksonville State	5-6	0-0	1-4	4/8	12	4	11	1	1	1	0	27
Ball State	6-8	0-0	4-7	6/8	14	3	16	3	1	3	0	23
at Austin Peay*	6-8	0-0	0-0	2/12	14	4	12	2	1	2	1	25
at Murray State*	3-11	0-0	5-6	3/3	6	5	11	0	3	3	1	26
vs. Eastern Illinois*	2-4	0-0	2-4	0/3	3	1	6	1	1	1	0	17
vs. Eastern Kentucky*	8-14	0-1	2-3	1/3	4	5	18	2	1	2	1	23
<b>Totals</b>	<b>142-251</b>	<b>1-6</b>	<b>81-152</b>	<b>72/217</b>	<b>289</b>	<b>96</b>	<b>366</b>	<b>37</b>	<b>76</b>	<b>84</b>	<b>21</b>	<b>912</b>

2011-12	FG	3P	FT	O/D	REB	F	PTS	A	TO	B	S	M
at Missouri	5-7	0-0	1-2	3/4	7	2	11	1	2	1	1	22
Harris-Stowe	5-7	0-0	1-2	1/4	5	1	11	5	2	2	0	18
at Bradley	1-1	0-0	0-0	0/1	1	4	2	0	0	0	1	14
at Oregon	1-1	0-0	2-4	1/3	4	2	4	0	2	0	0	14
Hannibal-LaGrange	0-1	0-0	3-5	2/1	3	0	3	1	0	1	1	16
Miami (Ohio)	2-4	0-0	0-0	0/4	4	2	4	0	0	0	0	13
at Arkansas State	2-3	0-0	0-0	0/3	3	2	4	1	1	0	0	13
SE Louisiana	0-0	0-0	0-0	0/0	0	1	0	1	1	0	1	3
at Central Arkansas	0-0	0-0	0-0	0/0	0	0	0	0	0	0	0	1
UMKC	0-0	0-0	0-0	0/0	0	1	0	1	0	0	0	3
SMU	0-1	0-0	0-0	0/0	0	1	0	0	0	0	1	5
at Sacramento State	DNP	-	-	-	-	-	-	-	-	-	-	-
Morehead State	DNP	-	-	-	-	-	-	-	-	-	-	-
Jacksonville State	0-0	0-0	1-2	0/2	2	1	1	0	0	0	0	1
at UT Martin	DNP	-	-	-	-	-	-	-	-	-	-	-
at Eastern Kentucky	0-1	0-0	0-0	0/0	0	0	0	0	1	0	0	4
SIU Edwardsville	0-0	0-0	0-0	0/0	0	0	0	0	0	0	0	1
Eastern Illinois	0-0	0-0	0-0	1/0	1	0	0	1	0	0	0	3
at Tennessee Tech	1-1	0-0	0-0	0/0	0	1	2	0	0	0	0	1
Austin Peay	0-0	0-0	0-0	0/1	1	3	0	0	2	2	0	10
at Eastern Illinois	0-0	0-0	0-0	0/1	1	3	0	0	1	0	0	6
at Murray State	0-0	0-0	0-0	0/1	1	1	0	0	0	1	0	2
Tennessee State	1-1	0-0	2-2	2/1	3	2	4	2	2	1	0	11
UT Martin	2-2	0-0	2-3	2/2	4	0	6	0	2	0	0	11
at SIU Edwardsville	0-0	0-0	0-0	0/0	0	0	0	0	1	0	0	2
Murray State	0-1	0-0	1-2	0/2	2	0	1	0	2	0	1	10
at McNeese State	0-2	0-0	0-0	2/2	4	0	0	0	1	0	0	7
at Jacksonville State	0-1	0-0	2-4	2/1	3	0	2	0	1	0	1	9
at Austin Peay	0-0	0-0	1-2	0/0	0	0	1	0	0	0	0	2
<b>Totals</b>	<b>20-34</b>	<b>0-0</b>	<b>16-28</b>	<b>16/33</b>	<b>49</b>	<b>27</b>	<b>56</b>	<b>13</b>	<b>21</b>	<b>8</b>	<b>7</b>	<b>202</b>

\* - Indicates Game Started

Nino Johnson 1



# 2013-14 SOUTHEAST MISSOURI MEN'S BASKETBALL GUIDE



## A.J. Jones

2

- Guard
- 6-4 • 200
- Senior (5)
- Memphis, Tenn.
- Raleigh Egypt H.S.
- Paris Junior College



► **2012-13:** Started 16 of the last 19 games of the season...Averaged 8.6 points and 3.3 rebounds per game in 33 contests and 24 starts...Ranked fourth on the team with 30 three-pointers made...Tied a team-high .429 three-point field goal percentage...Ranked fourth on the team with 53 assists...Also had 19 steals and nine blocks...Southeast's fifth-leading scorer...Shot 45.9 percent (105-of-229) from the field, third-best among Redhawk starters...Added two double-doubles and scored double figures 11 times...Scored 20 points on a perfect 6-of-6 field goals, 4-of-4 three-pointers and 4-of-4 free throws in Southeast's win at Murray State (3/2)...Scored 11 of the Redhawks first 13 points of the game and had 15 points in only eight first-half minutes against the Racers...Pitched in a career-high 24 points, including 21 in the second half vs. Hannibal-LaGrange (11/26)...Also drained a career-high six threes in that game...Scored nine points and pulled down five rebounds in 26 minutes during his first career start at then-No. 7 Kansas (11/9)...Went a perfect 8-of-8 at the free throw line in his final three starts of the season...Pulled down 10 rebounds in two of his starts...Averaged 9.9 points in 16 games and 13 starts against Ohio Valley Conference foes...Named OVC Newcomer of the Week (3/4).

► **2011-12:** Attended Southeast, but could not practice with the team and had to pay his own way until he met his one-year residency requirement to become eligible.

► **Paris Junior College:** Garnered honorable mention NJCAA Region 14 honors in 2010-11...Started every game and averaged 15 points, five rebounds, five assists and five steals per contest.

► **Holmes Community College:** Averaged 15 points per game in 2009-10...Scored a season-high 35 points vs. Pearl River.

► **Prep:** Named Conference and City Most Valuable Player at Raleigh Egypt High School as a senior...Earned First-Team All-State honors after averaging 18 points, 10 rebound, six steals and seven assists per game that year...Scored a season-high 32 points vs. White Station...Garnered First-Team All-Conference and Second-Team All-State accolades as a junior...Was an All-County selection as a freshman...Scored over 1,800 points during his high school career.

► **Personal:** Born July 1, 1991...Majoring in Family Studies...Son of Anthony and Paula Jones...His father, Anthony, Sr., was a second-round (52nd pick overall) draft pick of the Los Angeles Lakers in 1991.

## Jones' Game-by-Game Statistics

2012-13	FG	3P	FT	Q/D	REB	E	PTS	A	TO	B	S	M
at Kansas*	2-9	0-1	5-8	0/5	5	1	9	0	1	0	0	26
Lyon College*	5-9	0-2	3-6	3/7	10	2	13	3	6	0	1	28
McNeese State*	2-7	0-2	0-0	1/2	3	0	4	2	4	0	2	27
at Chattanooga*	4-9	2-3	0-2	1/2	3	2	10	3	0	0	1	23
vs. Louisiana Tech*	4-6	1-2	0-1	0/3	3	0	9	0	2	0	0	17
vs. Troy*	1-6	1-2	0-2	2/2	4	2	3	0	2	0	0	19
at Illinois-Chicago*	1-3	1-1	0-0	0/2	2	2	3	0	1	0	0	19
Hannibal-LaGrange	9-12	6-8	0-0	0/0	0	2	24	3	5	0	1	20
at New Orleans	4-7	1-1	0-2	1/1	2	0	9	0	2	0	0	10
at Southeastern La.	2-3	1-1	0-0	0/0	0	4	5	1	1	0	0	10
at Missouri	0-0	0-0	0-0	0/0	0	1	0	0	1	0	0	2
Central Arkansas	2-4	0-1	3-3	1/2	3	5	7	2	1	0	0	14
New Orleans*	4-9	1-4	0-0	3/2	5	3	9	1	0	1	1	19
at Kansas City	2-5	0-0	0-0	0/1	1	3	4	0	1	0	0	12
UT Martin*	0-1	0-0	0-0	0/0	0	1	0	0	2	0	1	13
Austin Peay*	7-12	1-3	1-1	2/7	9	1	16	2	4	0	1	26
Murray State*	7-10	3-3	3-3	0/0	0	5	20	0	2	0	0	37
at Belmont*	5-14	1-6	2-4	2/2	4	3	13	3	3	0	0	25
at Tennessee State*	2-6	1-1	2-6	2/1	3	2	7	4	1	0	1	16
Morehead State*	2-7	0-2	2-4	1/2	3	3	6	1	0	0	0	20
Tennessee Tech	0-0	0-0	0-0	0/0	0	1	0	0	2	0	0	1
at SIU Edwardsville	5-9	0-1	2-2	0/5	5	5	12	1	2	0	2	16
at Eastern Illinois	5-10	1-3	2-4	2/1	3	3	13	2	0	0	2	22
Eastern Kentucky*	3-6	1-1	2-4	0/2	2	2	9	1	3	0	1	34
SIU Edwardsville*	4-10	1-4	2-2	3/4	7	4	11	3	2	1	0	26
Eastern Illinois*	5-11	1-2	0-2	5/5	10	4	11	1	3	3	1	34
at UT Martin*	1-9	1-3	6-6	1/1	2	2	9	2	3	1	0	29
at Jacksonville State*	2-6	0-2	0-0	0/2	2	2	4	1	3	1	0	14
Ball State*	2-10	1-4	0-0	1/1	2	3	5	6	2	2	3	25
at Austin Peay*	3-3	0-0	1-2	0/4	4	4	7	5	1	0	0	13
at Murray State*	6-6	4-4	4-4	1/5	6	4	20	1	2	0	0	23
vs. Eastern Illinois*	2-5	0-2	2-2	2/1	3	2	6	2	3	0	1	27
vs. Eastern Kentucky*	2-5	0-1	2-2	2/2	4	4	6	3	3	0	0	19
<b>Totals</b>	<b>105-229</b>	<b>30-70</b>	<b>44-72</b>	<b>36/74</b>	<b>110</b>	<b>82</b>	<b>284</b>	<b>53</b>	<b>68</b>	<b>9</b>	<b>19</b>	<b>666</b>

\* - Indicates Game Started


## Jones' Career-Highs at Southeast Missouri

Points.....	24	vs. Hannibal-LaGrange (11/26/12)
Total Rebounds.....	10	2x, last vs. Eastern Illinois (2/9/13)
Offensive.....	5	vs. Eastern Illinois (2/9/13)
Defensive.....	7	2x, last vs. Austin Peay (1/3/13)
FG Made.....	9	vs. Hannibal-LaGrange (11/26/12)
FG Attempted.....	14	at Belmont (1/10/13)
3-Point FG Made.....	6	vs. Hannibal-LaGrange (11/26/12)
3-Point FG Attempted.....	8	vs. Hannibal-LaGrange (11/26/12)
FT Made.....	6	at UT Martin (2/16/13)
FT Attempted.....	8	at Kansas (11/9/12)
Assists.....	6	vs. Ball State (2/23/13)
Blocks.....	3	vs. Eastern Illinois (2/9/13)
Steals.....	3	vs. Ball State (2/23/13)
Minutes.....	35	at Belmont (1/10/13)

## Career Statistics at Southeast Missouri

Overall																			
Season	G-GS	Min	Avg	FG-FGA	Pct	3FG-3FGA	Pct	FT-FTA	Pct	Off	Def	Tot	Avg	PF	FO	A	TO	Blk	Stl
2012-13	33-24	666	20.2	105-229	.459	30-70	.429	44-72	.611	36	74	110	3.3	82	3	53	68	9	19
Conference Only																			
Season	G-GS	Min	Avg	FG-FGA	Pct	3FG-3FGA	Pct	FT-FTA	Pct	Off	Def	Tot	Avg	PF	FO	A	TO	Blk	Stl
2012-13	16-13	349	21.8	57-120	.475	15-35	.429	29-44	.659	19	41	60	3.8	46	2	27	33	6	9





A.J. Jones 2



# 2013-14 SOUTHEAST MISSOURI MEN'S BASKETBALL GUIDE



## Lucas Nutt

# 13

- Guard
- 6-1 • 180
- Senior (5)
- Jonesboro, Ark.
- Jonesboro H.S.



Enters the year with a streak of 54-consecutive starts at point guard...Ranks among the Redhawks top-five career leaders in assists (3rd, 419), free throw percentage (5th, .833) and games started (5th, 75)...Needs 123 more assists to break the school's all-time career record.

► **2012-13:** Only Redhawk to start all 33 games...Shot 84 percent (63-of-75) at the free throw line...Led the team with 178 assists and ranked second with 25 steals...Averaged 5.6 points per game...Ranked second in the Ohio Valley Conference and 21st in the nation in assist/turnover ratio (2.51)...Dished out 10 or more assists in four games...Scored double figures five times...Dropped in a season-high 20 points at UT Martin (2/16)...Went over 100 assists in a season for the second time in his career...Played the 100th game of his career at Jacksonville State (2/20)...Had six or more assists in 14 starts...Matched a career-high 12 assists vs. Eastern Illinois (3/6)...Went without a turnover in four games.

► **2011-12:** Led the OVC in assist/turnover ratio (96/43, 2.2 ratio) and ranked eighth among the league's individual leaders in assists (3.1 apg)...Played in 31 games and made 16 starts...Averaged 5.1 points and 1.2 rebounds...Ranked second on the team with 93 assists...Knocked down 22 three-pointers and was the team's second-best free throw shooter (52-of-61, .852)...Made the game-winning free throw with 3.3 seconds left at Sacramento State (12/22)...Scored double figures in four games and registered a season-high 15 vs. Hannibal-LaGrange (11/23)...Knocked down a season-high four 3-pointers and scored 14 points vs. Tennessee State (2/4)...Dished out four or more assists on nine occasions with a season-high 11 vs. Eastern Kentucky (2/29)...Buried 5-of-6 free throws down the stretch to help Southeast secure its win against Miami (Ohio) (11/16)...Played a season-high 36 minutes vs. Eastern Kentucky (2/29)...Hit two free throws with 21 seconds left to ice Southeast's win over Austin Peay (1/26)...Made a season-high 6-of-6 free throws vs. Murray State (2/15).

► **2010-11:** One of five players to average double figures, ranking fifth on the team in scoring with 10 points per game...Ranked fourth in scoring among all freshmen in the OVC...Started 26 of 32 games...Started

each of the last 21 games of the season...Led the team with 112 assists and ranked third with 21 steals...Ranked second on the team with 47 three-point field goals made...Southeast's top free throw shooter, making 96-of-117 attempts for a 82.1 percent clip...Ranked fifth on the team in minutes played, averaging 29.8...Held a streak of 22-consecutive free throws before missing on his third attempt of the Morehead State (2/12) game...Two-time OVC Freshman of the Week (12/20, 1/10)...Scored double figures in 15 of his last 18 starts...Posted his second career double-double with 16 points and 10 assists at Jacksonville State (12/19)...Also made a perfect 9-of-9 free throws against the Gamecocks...Scored a career-high 22 points and dished out six assists vs. UT Martin (1/3)...Five days later, he scored 15 points and added nine assists vs. Eastern Illinois (1/8)...Ranked among the top OVC individuals in scoring (30th), assists (5th), three-point field goal percentage (4th, 40.5 pct.) and assist/turnover ratio (7th, 1.4)...Pitched in eight points and grabbed five rebounds in first career start at Arkansas (11/24)...Did not turn the ball over in 23 minutes at UMKC (11/20)...Drained a three-pointer with 18:41 left in the first half to give Southeast its only lead at Iowa State (12/6)...Averaged 11.8 points per game against conference foes...Had five or more assists in a team-high 10 contests.

► **2009-10:** Played in nine games before suffering a season-ending injury (broken foot)...Was later granted a medical redshirt...Averaged 4.9 points per game, dished out 33 assists and had 10 steals...Led the OVC and ranked 35th in the nation in assist/turnover ratio (33/12, 2.8 ratio) at the time of his injury...Recorded a double-double 10 points and 12 assists in a season-high 27 minutes off the bench against Williams Baptist (12/12)...Registered season-highs in field goals made (4), three-pointers made (2), assists (12) and steals (4) against Williams Baptist (12/12)...Made a three-pointer with six seconds left to send Southeast's game against Austin Peay (12/3) to overtime...Pitched in a season-high 11 points off the bench against the Governors...Also made 6-of-7 free throws and gave the Redhawks a two-point lead in that game...Scored two points in nine minutes off the bench in his Southeast debut at Northern Illinois (11/22).

► **Prep:** Led Jonesboro High School with a 17.7 points per game average...His team finished 16-12 overall and made it to the first round of the Class 6A State Tournament...Garnered All-State and All-Conference honors and was named his team's Most Valuable Player...Also played football.

► **Personal:** Born August 16, 1990...Majoring in General Studies...Son of Dickey and Cathy Nutt...His older brother, Logan, attended Southeast and is an assistant basketball coach at Culver-Stockton...His sister, Lexis, currently goes to Southeast...His uncle, Houston Nutt, currently works for CBS as a college football in studio analyst.

## Career Statistics at Southeast Missouri

Overall																					
Season	G-GS	Min	Avg	FG-FGA	Pct	3FG-3FGA	Pct	FT-FTA	Pct	Off	Def	Tot	Avg	PF	FO	A	TO	Blk	Stl	Pts	Avg
2009-10	9-0	144	16.0	14-34	.412	7-14	.500	9-11	.818	2	8	10	1.1	12	0	33	12	0	10	44	4.9
2010-11	32-26	954	29.8	88-209	.421	47-116	.405	96-117	.821	15	58	73	2.3	63	0	112	80	0	21	319	10.0
2011-12	31-16	664	21.4	42-120	.350	22-71	.310	52-61	.852	5	33	38	1.2	56	1	96	43	1	13	158	5.1
2012-13	33-33	942	28.5	51-115	.443	19-49	.388	63-75	.840	9	63	72	2.2	74	1	178	71	4	25	184	5.6
Totals	105-75	2704	25.8	195-478	.408	95-250	.380	220-264	.833	31	162	193	1.8	205	2	419	206	5	69	705	6.7
Conference Only																					
Season	G-GS	Min	Avg	FG-FGA	Pct	3FG-3FGA	Pct	FT-FTA	Pct	Off	Def	Tot	Avg	PF	FO	A	TO	Blk	Stl	Pts	Avg
2009-10	2-0	32	16.0	3-7	.429	2-4	.500	6-7	.857	0	3	3	1.5	6	0	6	2	0	2	14	7.0
2010-11	18-17	587	32.6	59-140	.421	32-77	.416	63-78	.808	9	29	38	2.1	33	0	67	55	0	14	213	11.8
2011-12	16-4	289	18.1	19-46	.413	10-26	.385	28-30	.933	3	20	23	1.4	31	1	38	19	0	6	76	4.8
2012-13	16-16	445	27.8	26-56	.464	8-23	.348	38-47	.809	6	30	36	2.3	37	0	90	36	0	16	98	6.1
Totals	52-37	1353	26.0	107-249	.430	52-130	.400	135-162	.833	18	82	100	1.9	107	1	201	112	0	38	401	7.7



## Nutt's Game-by-Game Statistics

2012-13	FG	3P	FT	O/D	REB	F	PTS	A	TO	B	S	M
at Kansas*	1-4	0-0	2-3	1/2	3	2	4	3	3	0	0	35
Lyon College*	1-5	0-3	0-0	0/1	1	0	2	5	1	0	0	27
McNeese State*	1-4	0-2	0-0	0/1	1	3	2	4	3	0	0	35
at Chattanooga*	1-2	1-1	0-0	0/0	0	4	3	4	4	0	0	17
vs. Louisiana Tech*	0-3	0-1	2-2	0/3	3	3	2	2	2	0	0	25
vs. Troy*	1-3	1-3	0-0	0/3	3	2	3	6	1	0	1	34
at Illinois-Chicago*	0-2	0-1	0-0	0/2	2	0	0	1	2	1	0	22
Hannibal-LaGrange*	1-2	1-1	2-2	0/2	2	2	5	8	1	0	0	22
at New Orleans*	6-8	2-3	2-2	1/2	3	2	16	6	3	0	0	29
at Southeastern La.*	1-2	0-0	1-2	0/0	0	2	3	4	3	0	0	20
at Missouri*	3-6	3-4	0-0	1/1	2	1	9	2	1	0	0	29
Central Arkansas*	2-3	0-0	6-6	0/3	3	5	10	3	4	0	2	35
New Orleans*	2-5	2-4	2-2	0/2	2	2	8	10	0	0	1	30
at Kansas City*	3-5	1-2	2-3	0/2	2	1	9	5	1	0	2	35
UT Martin*	2-4	0-2	4-7	0/2	2	2	8	6	0	0	1	37
Austin Peay*	3-6	2-3	6-6	0/1	1	2	14	3	2	0	1	31
Murray State*	1-4	0-1	2-2	0/1	1	3	4	10	2	0	1	33
at Belmont*	0-0	0-0	0-0	0/1	1	3	0	2	2	0	2	17
at Tennessee State*	1-1	1-1	0-0	0/0	0	1	3	0	0	0	0	18
Morehead State*	5-8	0-2	2-2	1/0	1	3	12	5	5	0	3	31
Tennessee Tech*	2-2	0-0	4-6	0/2	2	3	8	4	2	0	1	26
at SIU Edwardsville*	0-2	0-1	1-2	0/3	3	2	1	4	1	0	1	27
at Eastern Illinois*	1-3	1-3	0-0	0/2	2	2	3	5	1	0	0	19
Eastern Kentucky*	0-2	0-1	4-4	1/3	4	4	4	1	4	0	0	19
SIU Edwardsville*	2-6	1-2	3-4	1/1	2	3	8	6	3	0	2	27
Eastern Illinois*	2-4	0-1	1-2	0/3	3	3	5	10	4	0	0	27
at UT Martin*	5-7	3-5	7-8	0/3	3	2	20	7	1	0	0	33
at Jacksonville State*	2-5	0-0	0-0	2/2	4	1	4	9	3	0	0	36
Ball State*	0-1	0-0	0-0	0/2	2	2	0	5	1	0	0	34
at Austin Peay*	0-2	0-1	0-0	0/2	3	1	0	9	3	0	2	29
at Murray State*	0-0	0-0	4-4	1/3	4	2	4	9	3	0	2	35
vs. Eastern Illinois*	1-3	0-1	4-4	0/4	4	2	6	12	0	2	1	32
vs. Eastern Kentucky*	1-1	0-0	2-2	0/3	3	4	4	8	5	1	2	36
<b>Totals</b>	<b>51-115</b>	<b>19-49</b>	<b>63-75</b>	<b>9/63</b>	<b>72</b>	<b>74</b>	<b>184</b>	<b>178</b>	<b>71</b>	<b>4</b>	<b>25</b>	<b>942</b>

2011-12	FG	3P	FT	O/D	REB	F	PTS	A	TO	B	S	M
at Missouri*	2-6	1-4	0-0	0/1	1	2	5	2	1	0	1	31
Harris-Stowe*	2-5	1-4	0-0	0/2	2	1	5	4	0	0	0	22
at Bradley*	0-4	0-3	0-0	0/0	0	2	0	2	0	0	1	29
at Oregon*	1-4	0-2	3-4	0/0	0	2	5	2	3	0	0	21
Hannibal-LaGrange*	5-8	2-4	3-4	0/1	1	1	15	4	4	1	1	28
Miami (Ohio)*	1-7	1-5	5-6	0/1	1	2	8	3	0	0	1	27
at Arkansas State*	4-11	3-5	2-2	0/2	2	2	13	2	2	0	0	29
SE Louisiana*	0-1	0-1	2-2	0/0	0	2	2	1	2	0	0	8
at Central Arkansas*	0-1	0-1	0-0	0/0	0	3	0	5	2	0	1	22
UMKC*	1-6	1-3	0-0	0/0	0	1	3	2	3	0	0	23
SMU	1-4	0-3	4-4	0/1	1	2	6	1	1	0	1	16
at Sacramento State	1-5	0-4	1-2	1/3	4	3	3	8	0	0	0	26
Morehead State	0-0	0-0	2-2	0/1	1	2	2	2	2	0	0	15
Jacksonville State	1-1	1-1	4-4	0/1	1	1	7	1	3	0	0	16
at UT Martin	0-0	0-0	0-0	0/2	2	0	0	5	1	0	0	12
at Eastern Kentucky	0-0	0-0	0-0	0/0	0	1	0	1	0	0	0	7
SIU Edwardsville	0-1	0-1	0-0	0/1	1	0	1	0	0	0	0	8
Eastern Illinois	1-5	1-3	3-4	0/2	2	2	6	7	2	0	0	22
at Tennessee Tech	2-4	1-3	0-0	0/0	0	4	5	0	2	0	0	31
Austin Peay*	2-5	1-1	3-4	0/2	2	3	8	1	2	0	0	27
at Eastern Illinois*	0-3	0-3	0-0	1/1	2	0	0	3	2	0	1	30
at Murray State*	3-7	0-2	0-0	0/1	1	4	6	3	2	0	2	29
Tennessee State*	4-8	4-6	2-2	1/1	1	2	14	4	1	0	0	21
UT Martin	3-4	1-1	2-2	0/2	2	0	9	3	0	0	1	11
at SIU Edwardsville	0-2	0-2	2-2	0/1	1	2	2	1	0	0	0	10
Murray State	2-2	1-1	6-6	0/1	1	2	11	2	0	0	0	15
at McNeese State	1-3	1-2	0-0	0/1	1	0	3	3	1	0	0	24
at Jacksonville State	0-0	0-0	0-0	0/3	3	1	0	2	1	0	1	13
at Austin Peay	1-4	0-2	4-4	1/1	2	5	6	3	1	0	1	22
vs. Eastern Kentucky*	2-5	2-3	3-6	0/1	1	1	9	11	2	0	0	36
vs. Tennessee Tech*	2-4	0-1	1-1	1/0	1	1	5	8	3	0	1	33
<b>Totals</b>	<b>42-120</b>	<b>22-71</b>	<b>52-61</b>	<b>5/33</b>	<b>38</b>	<b>56</b>	<b>158</b>	<b>96</b>	<b>43</b>	<b>1</b>	<b>13</b>	<b>664</b>

2010-11	FG	3P	FT	O/D	REB	F	PTS	A	TO	B	S	M
at UAB	3-4	3-3	0-1	0/1	1	2	9	2	1	0	0	27
at Florida Gulf Coast	1-4	1-4	0-0	0/2	2	2	3	4	3	0	0	22
at UMKC	3-6	0-1	3-4	0/3	3	4	9	3	0	0	2	23
Grambling	3-5	0-1	1-1	0/0	0	4	7	3	1	0	1	22
at Arkansas*	2-7	2-4	2-2	2/3	5	2	8	1	3	0	0	30
Arkansas State*	1-4	1-4	3-4	0/1	1	3	6	1	2	0	1	18
Austin Peay	0-1	0-0	0-1	0/1	1	0	0	3	1	0	0	15
Tennessee State*	5-5	1-1	6-7	1/4	5	1	17	5	5	0	1	32
at Iowa State*	1-6	1-6	4-6	0/0	0	3	7	1	5	0	0	21

at Southern Illinois*	1-3	0-0	2-2	0/4	4	0	4	1	3	0	0	22
Hannibal-LaGrange	2-3	1-1	0-0	1/2	3	2	5	5	1	0	0	20
at Jacksonville State*	3-9	1-3	9-9	2/2	4	1	16	10	4	0	1	39
at Tennessee Tech*	1-6	1-3	2-4	0/3	3	2	5	5	2	0	0	29
at SMU*	1-3	0-2	2-2	1/2	3	4	4	3	1	0	0	22
UT Martin*	6-14	2-6	8-10	1/3	4	2	22	6	2	0	1	35
Eastern Illinois*	4-8	2-4	5-6	0/1	1	3	15	9	3	0	1	38
Morehead State*	4-7	4-6	2-2	0/0	0	4	14	2	5	0	2	35
Eastern Kentucky*	3-8	3-7	1-3	1/1	2	3	10	1	4	0	1	29
at UT Martin*	4-8	2-5	2-2	1/1	2	3	12	6	3	0	0	35
at Murray State*	0-6	0-5	0-0	0/1	1	3	0	3	5	0	1	28
Jacksonville State*	4-11	1-6	4-6	1/2	3	0	13	2	3	0	2	32
Tennessee Tech*	5-7	2-2	9-10	0/1	1	3	21	2	3	0	0	32
at Eastern Illinois*	4-7	3-5	4-4	0/2	2	0	15	2	0	0	1	35
at SIU Edwardsville*	3-8	1-2	7-7	2/2	4	1	14	6	2	0	0	34
at Eastern Kentucky*	2-7	2-4	0-0	2/2	4	2	6	2	0	0	1	30
at Morehead State*	3-13	2-7	2-3	0/0	0	0	10	2	4	0	1	37
Murray State*	3-8	1-2	5-5	0/1	1	2	12	1	4	0	0	36
Sacramento State*	5-8	3-6	4-4	0/3	3	0	17	5	2	0	2	38
at Tennessee State*	5-7	2-4	3-4	0/0	0	1	15	5	3	0	1	40
at Austin Peay*	3-8	3-7	1-2	0/4	4	3	10	1	4	0	0	30
vs. Eastern Kentucky*	2-2	2-2	4-4	0/4	4	1	10	6	0	0	1	38
vs. Austin Peay*	1-6	0-3	1-2	0/2	2	2	3	4	1	0	0	30
<b>Totals</b>	<b>88-209</b>	<b>47-116</b>	<b>96-117</b>	<b>15/58</b>	<b>73</b>	<b>63</b>	<b>319</b>	<b>112</b>	<b>80</b>	<b>0</b>	<b>21</b>	<b>954</b>

2009-10	FG	3P	FT	O/D	REB	F	PTS	A	TO	B	S	M
at Northern Illinois	1-1	0-0	0-0	0/1	1	2	2	0	1	0	0	9
Eastern Michigan	3-5	1-3	0-0	0/0	0	1	7	4	3	0	1	16
vs. St. Bonaventure	1-6	1-2	2-2	1/0	1	1	5	4	2	0	2	22
at Illinois State	1-4	0-1	0-0	0/1	1	0	2	2	2	0	1	18
vs. Norfolk State	0-0	0-0	0-0	0/0	0	0	0	1	0	0	0	4
at Austin Peay	2-5	1-3	6-7	0/3	3	4	11	4	1	0	1	19
at Tennessee State	1-2	1-1	0-0	0/0	0	2	3	2	1	0	1	13
Southern Illinois	1-3	1-1	1-2	0/1	1	1	4	4	1	0	0	16
Williams Baptist	4-8	2-3	0-0	1/2	3	1	10	12	1	0	4	27
<b>Totals</b>	<b>14-34</b>	<b>7-14</b>	<b>9-11</b>	<b>2/8</b>	<b>10</b>	<b>12</b>	<b>44</b>	<b>33</b>	<b>12</b>	<b>0</b>	<b>10</b>	<b>144</b>

\* - Indicates Game Started

## Nutt's Career-Highs at Southeast Missouri

Points.....	22	vs. UT Martin (1/3/11)
Total Rebounds.....	5	2x, last vs. Tennessee State (12/4/10)
Offensive.....	2	5x, last at Jacksonville State (2/20/13)
Defensive.....	4	5x, last vs. Eastern Illinois (3/6/13)
FG Made.....	6	vs. UT Martin (1/3/11)
FG Attempted.....	14	vs. UT Martin (1/3/11)
3-Point FG Made.....	4	vs. Morehead State (1/13/11)
3-Point FG Attempted.....	7	3x, last at Austin Peay (2/26/11)
FT Made.....	9	2x, last vs. Tennessee Tech (1/29/11)
FT Attempted.....	10	2x, last vs. Tennessee Tech (1/29/11)
Assists.....	12	2x, last vs. Eastern Illinois (3/6/13)
Blocks.....	2	vs. Eastern Illinois (3/6/13)
Steals.....	4	vs. Williams Baptist (12/12/09)
Minutes.....	40	at Tennessee State (2/24/11)

Lucas Nutt 13



# 2013-14 SOUTHEAST MISSOURI MEN'S BASKETBALL GUIDE



*2013-14 Preseason Ohio Valley Conference Player of the Year...Needs just 32 points to reach 1,000 in his Southeast career...One of four returning starters on this year's team...Earned Second-Team All-Ohio Valley Conference honors each of his two years as a starter for the Redhawks...Ranks seventh all-time in career blocks (78) and fourth in career rebounding average (7.6) at Southeast.*

► **2012-13:** Second-Team All-OVC selection for the second-straight season...Southeast's leading scorer with 15.5 points per game in 33 contests and 29 starts...Ranked second on the team in field goal percentage (.492), rebounds (7.8 rpg), blocks (44) and steals (25)...Averaged a team-high 32.2 minutes per game...Ranked eighth in the OVC in scoring, fifth in rebounding and fifth in blocks...Scored double figures in 30 of his 33 games played...Dropped in 20 or more points a team-high eight times...Scored 10 or more points in 16 of his final 17 games of the season...Registered six double-doubles...Scored 20 points on a perfect 8-of-8 field goals off the bench at Austin Peay (2/28)...Poured in a career-high 32 points vs. Central Arkansas (12/8)...At one time, registered three-straight double-doubles (11/18, 11/19, 11/20)...Scored double-digits in 14-consecutive starts from Nov. 12 to Jan. 3...Made the game-winning free throws and scored a game-high 28 points at UMKC (12/22)...Had a game-high 23 points and scored seven in a row during a key stretch late in the second half against UT Martin (12/29)...Averaged 13.7 points and 7.1 rebounds per game against OVC opponents...Scored double figures in 14 of his 16 conference games...Named College Sports Madness and NetScouts OVC Player of the Week on Dec. 31.

► **2011-12:** Earned Second-Team All-OVC honors and was named to the league's All-Newcomer Team...Garnered First-Team NABC All-District laurels...Southeast's leading scorer and rebounder with 14.7 points and 7.3 rebounds per game...Started 29 of 31 games...Dished out 34 assists and ranked second on the team in both blocks (34) and steals (21)...Scored double figures in all but two of his starts...Pitched in 20 or more points on five occasions with a season-high 30 points at Central Arkansas (12/5)...Posted double-digit rebounds six times and registered a season-high 17 vs. Southeastern Louisiana (12/3)...Recorded six double-doubles...Poured in double-digit points in 16-consecutive starts from Nov. 29-Feb. 2...Ranked ninth in the OVC in scoring, third in rebounding, fifth in field goal percentage (.530) and fifth in blocks...Ranked 39th in the nation in field goal percentage...Was the Redhawks top scorer in 10 games and leading rebounder in 15 contests...Led Southeast with

18 points in his first career start at No. 25 Missouri (11/11), his former school...Earned his first career double-double with 18 points and 17 rebounds, and made the game-winning shot with four seconds left in overtime against Southeastern Louisiana (12/3)...Turned in a double-double 11 points and 10 rebounds vs. SMU (12/19) after Southeast was off for nine days...Finished the season with back-to-back double-doubles at the OVC Tournament (2/29, 3/1)...Scored double-digits in 23 of his last 25 starts...Was named the OVC Newcomer of the Week a league-high six times (11/14, 12/5, 12/12, 12/26, 1/9, 2/13)...Southeast's leading scorer with 14.1 points per game in 16 conference starts...Also grabbed 6.8 rebounds per game and gathered 21 blocks against league opponents.

► **2010-11:** Sat out the season due to NCAA Division I transfer regulations.

► **Missouri:** Scored 22 points (1.8 ppg) and grabbed nine rebounds in 12 games for a Missouri team that finished 23-11 overall and advanced to the second round of the NCAA Tournament in 2009-10...He missed only six field goals en route to shooting 64.7 percent (11-of-17) on the year.

► **Prep:** Earned All-Metro honors as a junior and senior at Central High School...Named All-Area, All-Region and District 16 AAA Most Valuable Player as a senior...Averaged 15 points and eight rebounds for the Warriors during his senior campaign...Was a two-year starter...Played on the AAU circuit for the Memphis Hoopers and M33M.

► **Personal:** Born September 8, 1991...Majoring in General Studies...Son of James Bradley and Sharon Stone...His father played collegiately at the University of Memphis and was a second-round draft pick of the Atlanta Hawks (#35 overall) in 1979...Would like to become a police officer after his playing career...Enjoys listening to music and hanging out with friends in his spare time...Lists pizza as his favorite food and dancing as his biggest hidden talent off the basketball court...Cousins with Jarekious Bradley, who signed with Southeast in August.

## Stone's Career-Highs at Southeast Missouri

Points.....	32	vs. Central Arkansas (12/8/12)
Total Rebounds.....	17	vs. Southeastern Louisiana (12/3/11)
Offensive.....	8	vs. Eastern Kentucky (2/29/12)
Defensive.....	14	vs. Tennessee Tech (1/19/13)
FG Made.....	14	vs. Central Arkansas (12/8/12)
FG Attempted.....	21	vs. Central Arkansas (12/8/12)
3-Point FG Made.....	2	vs. Tennessee Tech (3/1/12)
3-Point FG Attempted.....	5	at Tennessee State (1/12/13)
FT Made.....	10	vs. Tennessee Tech (1/19/13)
FT Attempted.....	12	vs. Tennessee Tech (1/19/13)
Assists.....	4	5x, last at SIU Edwardsville (1/24/13)
Blocks.....	4	at Eastern Illinois (1/26/13)
Steals.....	2	9x, last vs. Eastern Illinois (3/6/13)
Minutes.....	42	at Eastern Illinois (1/26/13)

## Career Statistics at Southeast Missouri

Overall																			
Season	G-GS	Min	Avg	FG-FGA	Pct	3FG-3FGA	Pct	FT-FTA	Pct	Off	Def	Tot	Avg	PF	FO	A	TO	Blk	Stl
2011-12	31-29	918	29.6	193-364	.530	8-23	.348	62-100	.620	53	174	227	7.3	71	0	26	48	34	21
2012-13	33-29	1063	32.2	205-417	.492	11-46	.239	91-115	.791	57	200	257	7.8	72	4	39	50	44	25
Totals	64-58	1981	31.0	398-781	.510	19-69	.275	153-215	.712	110	374	484	7.6	143	4	65	98	78	46
Conference Only																			
Season	G-GS	Min	Avg	FG-FGA	Pct	3FG-3FGA	Pct	FT-FTA	Pct	Off	Def	Tot	Avg	PF	FO	A	TO	Blk	Stl
2011-12	16-16	480	30.0	96-185	.519	3-10	.300	30-48	.625	23	85	108	6.8	36	0	14	26	21	8
2012-13	16-14	488	30.5	86-178	.483	5-22	.227	42-59	.712	20	93	113	7.1	41	4	21	21	21	7
Totals	32-30	968	30.3	182-363	.501	8-32	.250	72-107	.673	43	178	221	6.9	77	4	35	47	42	15



# Stone's Game-by-Game Statistics

2012-13	FG	3P	FT	O/D	REB	F	PTS	A	TO	B	S	M
at Kansas*	3-15	1-3	1-2	1/5	6	3	8	0	1	0	2	34
Lyon College*	10-13	0-0	5-5	1/5	6	1	25	1	0	2	0	29
McNeese State*	8-11	0-2	2-2	1/6	7	0	18	4	0	0	1	37
at Chattanooga*	6-10	0-1	4-4	0/11	11	2	16	3	3	2	0	37
vs. Louisiana Tech*	6-14	0-1	5-6	5/9	14	0	17	1	2	1	2	40
vs. Troy*	4-11	1-3	2-2	3/10	13	4	11	2	1	2	1	40
at Illinois-Chicago*	6-19	0-2	2-3	0/6	6	2	14	1	2	1	1	39
Hannibal-LaGrange*	6-12	1-1	0-0	0/7	7	2	13	2	3	1	1	24
at New Orleans*	10-17	0-2	3-4	7/7	14	2	23	1	2	3	2	35
at Southeastern La.*	5-18	1-2	2-3	2/7	9	2	13	0	4	3	1	36
at Missouri*	5-14	1-2	2-2	3/4	7	3	13	1	0	1	1	35
Central Arkansas*	14-21	1-1	3-4	1/6	7	0	32	0	2	1	0	39
New Orleans	6-11	0-2	0-0	0/4	4	2	12	0	2	1	1	30
at UMKC*	10-17	0-1	8-8	4/5	9	2	28	0	1	2	0	38
UT Martin*	9-15	0-0	5-11	3/6	9	2	23	0	1	1	0	37
Austin Peay*	1-8	0-0	4-4	0/6	6	5	6	1	2	0	0	23
Murray State*	7-18	1-3	1-2	1/4	5	4	16	1	1	2	1	35
at Belmont*	8-16	1-4	1-1	1/7	8	1	18	4	3	0	1	33
at Tennessee State*	5-15	1-5	2-4	1/7	8	1	13	1	2	0	0	36
Morehead State*	5-10	0-1	1-2	0/4	4	1	11	0	1	2	1	35
Tennessee Tech*	5-5	0-0	10-12	1/14	15	1	20	1	1	1	1	33
at SIU Edwardsville*	5-9	0-1	1-1	1/6	7	5	11	4	2	1	1	29
at Eastern Illinois*	6-13	0-1	1-2	3/9	12	0	13	3	1	4	0	42
Eastern Kentucky*	7-11	0-0	2-4	3/2	5	2	16	2	0	3	0	35
SIU Edwardsville*	5-13	0-1	2-3	2/2	4	2	12	2	2	2	1	34
Eastern Illinois*	4-10	0-0	5-5	2/3	5	0	13	0	1	0	0	33
at UT Martin*	1-3	0-1	0-0	0/6	6	5	2	1	0	2	0	16
at Jacksonville State*	5-15	0-2	2-2	2/5	7	3	12	0	1	1	0	29
Ball State*	4-12	0-0	4-4	2/6	8	4	12	1	3	1	2	29
at Austin Peay	8-8	1-1	3-4	0/5	5	4	20	1	1	1	1	18
at Murray State	5-9	1-2	2-2	0/7	7	5	13	0	2	1	0	20
vs. Eastern Illinois	11-12	0-0	2-3	4/3	7	1	24	1	1	2	2	24
vs. Eastern Kentucky*	5-12	0-1	4-4	3/6	9	1	14	0	2	0	1	29
<b>Totals</b>	<b>205-417</b>	<b>11-46</b>	<b>91-115</b>	<b>57/200</b>	<b>257</b>	<b>72</b>	<b>512</b>	<b>39</b>	<b>50</b>	<b>44</b>	<b>25</b>	<b>1063</b>

2011-12	FG	3P	FT	O/D	REB	F	PTS	A	TO	B	S	M
at Missouri*	7-14	1-1	3-4	2/4	6	3	18	1	2	1	1	37
Harris-Stowe*	8-11	0-0	1-1	1/6	7	3	17	1	1	0	0	16
at Bradley*	4-12	0-1	3-5	1/6	7	2	11	1	2	0	1	29
at Oregon*	8-14	1-1	3-6	0/5	5	3	20	1	3	2	1	34
Hannibal-LaGrange*	2-6	0-2	3-4	0/2	2	0	7	2	0	1	1	21
Miami (Ohio)	3-5	0-1	0-0	1/4	5	4	6	0	2	1	1	22
at Arkansas State	5-10	0-1	0-2	0/5	5	2	10	0	0	1	0	20
SE Louisiana*	7-13	0-0	4-5	4/13	17	2	18	0	3	0	2	39
at Central Arkansas*	12-18	0-0	6-7	1/7	8	3	30	0	3	2	0	36
UMKC*	5-10	0-1	2-4	3/6	9	1	12	1	2	0	2	30
SMU*	5-10	0-0	1-1	1/9	10	3	11	0	1	3	1	31
at Sacramento State*	8-15	0-1	0-1	2/7	9	2	16	2	0	1	0	34
Morehead State*	4-11	0-0	2-6	1/8	9	2	10	4	2	0	0	33
Jacksonville State*	10-16	0-0	4-5	0/6	6	3	24	0	1	1	0	31
at UT Martin*	7-14	0-0	2-2	1/5	6	4	16	0	1	1	0	25
at Eastern Kentucky*	8-11	1-2	1-4	0/5	5	1	18	0	0	2	0	35
SIU Edwardsville*	5-11	0-1	0-0	1/3	4	3	10	1	1	2	0	33
Eastern Illinois*	7-11	1-1	3-4	1/2	3	1	18	1	4	2	1	33
at Tennessee Tech*	7-10	0-1	0-0	2/7	9	3	14	0	2	2	1	34
Austin Peay*	4-13	0-0	3-4	6/5	11	4	11	0	4	2	1	28
at Eastern Illinois*	8-13	0-1	2-3	2/8	10	2	18	1	1	2	0	29
at Murray State*	5-9	0-1	3-6	1/6	7	3	13	0	0	1	1	28
Tennessee State*	3-6	0-1	1-2	1/5	6	1	7	0	4	1	0	27
UT Martin*	9-12	1-1	0-0	1/5	6	1	19	1	1	2	1	29
at SIU Edwardsville*	10-18	0-1	0-0	2/7	9	1	20	3	1	1	0	32
Murray State*	0-5	0-0	0-0	0/2	2	3	0	1	1	0	1	15
at McNeese State*	5-12	1-2	2-4	1/6	7	2	13	1	0	1	2	26
at Jacksonville State*	5-14	0-0	6-6	3/5	8	2	16	0	0	2	0	35
at Austin Peay*	4-11	0-0	3-6	1/6	7	2	11	2	3	0	2	33
vs. Eastern Kentucky*	9-14	0-0	0-1	8/3	11	2	18	2	1	0	1	31
vs. Tennessee Tech*	9-15	2-2	4-7	5/6	11	3	24	0	2	0	0	32
<b>Totals</b>	<b>193-364</b>	<b>8-23</b>	<b>62-100</b>	<b>53/174</b>	<b>227</b>	<b>71</b>	<b>456</b>	<b>26</b>	<b>48</b>	<b>34</b>	<b>21</b>	<b>918</b>

\* - Indicates Game Started



Tyler Stone 33



# 2013-14 SOUTHEAST MISSOURI MEN'S BASKETBALL GUIDE



**Jarekious Bradley 23**

- Forward/Guard
- 6-5 • 220
- Junior (4)
- Memphis, Tenn.
- East H.S.
- East Mississippi CC




►► **East Mississippi CC:** Helped lead the East Mississippi Community College men's basketball team to a fourth-straight appearance in the National Junior College Athletic Association Tournament in 2012-13... Named a First-Team NJCAA Division I All-American... Was the top vote-getter on the 10-player NJCAA All-Region 23 squad... Also earned a spot on the five-man Mississippi Association Community and Junior Colleges All-North Division First-Team and was selected to the NJCAA Region 23 All-Tournament Team... Ranked eighth nationally in scoring with 21.1 points per game for the 20-8 EMCC Lions in 2012-13... Averaged a team-high eight rebounds per contest and ranked second in both steals (40) and blocked shots (21)... Ranked 11th nationally in free throw percentage (87.5 percent) and shot 50 percent from the field... Registered eight double-doubles to go along with five 30-point scoring games.

►► **Midland College:** Averaged 14.9 points and 6.6 rebounds per game as a freshman in 2011-12 before transferring to East Mississippi Community College... Connected on 58 percent of his field goals that season.

►► **Kent State:** Was admitted as a non-qualifier in November, 2010.


►► **Prep:** A product of Memphis East High School... Averaged 21.6 points, 12.1 rebounds, 3.1 assists, 1.8 blocks and 1.4 steals per game as a senior in 2009-10.

►► **Personal:** Born December 1, 1990... Majoring in General Studies... Cousins with senior forward Tyler Stone.



**Jamaal Calvin 12**

- Guard
- 6-1 • 181
- Freshman (1)
- Chattanooga, Tenn.
- McCallie Prep



►► **Prep:** Averaged 19.9 points, five rebounds, five assists and four steals per game as a senior at McCallie Prep School... Garnered First-Team All-Region and All-District honors his final prep year... Was the Best of Preps Tournament Most Valuable Player... Also a McDonald's All-America nominee... Averaged 15 points, four assists and 2.5 steals per game his junior season... Averaged 12 points per game as a sophomore and nine points per contest as a freshman... Helped lead his team to its first state finals game appearance in school history... Three-year starter and four-year letterman... Also played football and was on the track team.

►► **Personal:** Born February 22, 1995... Majoring in Communications... Son of Tony and Sonia Calvin.





**Antonius Cleveland** 4

- Guard
- 6-5 • 175
- Freshman (1)
- Memphis, Tenn.
- Faith Baptist Christian Academy (Ga.)



*Signed with Southeast on the opening day of the NCAA's spring signing period...Tall shooting guard who is rangy and athletic...Classic late bloomer whose best basketball figures to be ahead of him.*

» **Prep:** Averaged 18 points, five rebounds and five assists at Faith Baptist Christian Academy in 2012-13...Scored 12.5 points per game... Two years before that, he was a 5-8 substitute at Overton High School in Memphis...Grew to 6-2 the following summer and transferred to Germantown High School, where he averaged 12.5 points per game in 2011-12...Received additional Division I interest from South Florida, Florida International, Seattle University, Appalachian State, Jacksonville, Georgia State and Hofstra.

» **Personal:** Born February 2, 1994...Majoring in Athletic Training... Son of Shonda Bowie.



**Darrian Gray** 15

- Guard
- 6-5 • 213
- Junior (3)
- Memphis, Tenn.
- Southwind H.S.
- Lake Land College



» **Lake Land College:** Averaged nine points and five rebounds in 23 games during the 2011-12 campaign...Dished out 17 assists, added 17 steals and shot 43.8 percent (75-of-171) from the field, helping lead the Lakers to a 22-10 record...Lake Land College is a member of the Great Rivers Athletic Conference, one of the tougher junior college conferences in the nation.

» **Navarro College:** Attended Navarro College as a true freshman... Averaged six points and three rebounds during the 2010-11 season.

» **Prep:** Played at nationally-known Southwind High School...Garnered All-Conference, All-District and All-Region honors...Averaged 24 points and six rebounds, and was named the Most Valuable Player of the Atlanta vs. Memphis Christmas Tournament as a senior...Three-year starter and four-year letterman...Averaged 22.4 points per game during his prep career.

» **Personal:** Born November 27, 1991...Majoring in General Studies... Son of Dionna Pruitt.



# 2013-14 SOUTHEAST MISSOURI MEN'S BASKETBALL GUIDE



## Will Holifield

# 24

- Guard
- 6-0 • 198
- Junior (3)
- Sikeston, Mo.
- Sikeston H.S.
- Three Rivers College



*Joins the Redhawks after spending the last two seasons at Three Rivers College under legendary head coach Gene Bess.*

» **Three Rivers College:** Played in 29 games and made two starts at Three Rivers Community College in 2012-13...Averaged 2.4 points per game... Scored double figures a total of three times with a season-high 12 points against Mineral Area College (2/9/13)...Drained a season-best four three-pointers in that game...Saw action in 22 contests during the 2011-12 campaign...Averaged 2.6 points per game.

» **Prep:** Three-year varsity player at nearby Sikeston High School...Was part of three conference championships, three district championships and three state quarterfinal appearances...Co-captain who averaged 10.5 points per game as Sikeston finished 30-0, winning the Class 4 state championship his senior year...Showed tremendous accuracy from behind the arc, making 179 three-pointers, while shooting 41 percent in his three varsity seasons... Also shot 78 percent from the free throw line in his career...Drained seven second half three-pointers against Class 5 Holt in helping lead the Bulldogs to the St. Dominic Christmas Tournament championship...In the district championship game, he scored 17 of his 20 points in the second half to help Sikeston defeat Notre Dame...Hit 4-of-4 three-pointers in the first half en route to helping the Bulldogs build an 18-point first half lead in the state championship game against St. Francis Borgia...Played for his father, Gregg Holifield.

» **Personal:** Born November 10, 1992...Majoring in Corporate Communication...Son of Gregg Holifield and Sheila Crosson.



## Josh Langford

# 0

- Guard
- 6-7 • 215
- Junior (4)
- Huntsville, Ala.
- Lee H.S.
- Auburn



*Was highly recruited out of high school and signed with Southeast on Jan. 14, 2013 after spending two seasons at Southeastern Conference member Auburn...Will be eligible this December...Left-handed and explosive guard who brings a lot of toughness to this year's team.*

» **Auburn:** Averaged 5.2 points and 2.1 rebounds in 15 games and five starts in 2011-12...Suffered a concussion early in SEC play that caused him to miss the rest of that season...As a freshman, averaged 4.6 points, 2.6 rebounds and 15 minutes per game, playing in all 31 games and starting 12...Scored a career-high 16 points and buried 4-of-5 three-pointers in the Tigers win over Florida State, which advanced to the Elite 8 of the 2011 NCAA Tournament.

» **Prep:** Was the state of Alabama's No. 1 ranked player coming out of Huntsville's Lee High School and was rated No. 1 on the final 2010 Birmingham News Boys Super Seniors list...Averaged 22 points and 13 rebounds, leading Lee to the Class 5A state championship his senior year in 2009-10...Led the Generals with a double-double 15 points and 10 rebounds in the championship game, as Lee won its first state title since 1968.

» **Personal:** Born May 8, 1992...Majoring in General Studies...Son of Brenda Fletcher...Initially signed with Auburn over West Virginia, Louisville, Clemson, Alabama, Georgia and Ole Miss.





**C.J. Reese** 3

- Guard
- 6-2 • 195
- Freshman (1)
- Atlanta, Ga.
- McCallie Prep



*Will begin his eligibility at Southeast this season.*

» **2012-13:** Was not approved academically by the NCAA Clearinghouse for the first semester and never enrolled at Southeast because, under NCAA regulations, he could not receive athletic aid while academically ineligible.

» **Prep:** Rated a two-star recruit by ESPN and the ninth-best player in Tennessee...All-Region selection, who played his final two high school seasons at the McCallie School in Chattanooga, Tenn., after beginning his prep career in his hometown of Atlanta, Ga...Rated among the nation's top 100 high school point guards by ESPN...Signed a national letter of intent to play at Southeast on Nov. 10, 2011...Averaged 15 points, five assists and four rebounds per game in helping McCallie reach the Division II-AA state championship game as a junior...Led Westlake, from the Atlanta area, to the Georgia Class AAAAA state final as a sophomore...Moved to Chattanooga after that school year.

» **Personal:** Born January 6, 1994...Undecided on his major...Son of Clarence Reese, Sr...Was also offered scholarships by Western Kentucky, Chattanooga, Tennessee Tech and Florida Atlantic...Received additional interest from several Southeastern Conference and Atlantic Coast Conference men's basketball programs...Was initially set to go on an official visit to Mississippi before cancelling that in order to visit Southeast.



**Kyle Stroder** 10

- Guard
- 6-5 • 167
- Freshman (1)
- Leopold, Mo.
- Leopold H.S.



» **Prep:** Named the Southeast Missourian Player of the Year as a senior at Leopold High School...Led the Wildcats to a 24-3 record, while averaging 21.9 points, five rebounds, 2.9 steals and 2.4 assists per game...Made 44 percent of his three-point attempts and shot 46 percent from the field...All but one of his team's regular-season wins came by double figures, with the only exception being a two-point win on the homecourt of eventual Class 2 Final Four member Oran...Scored 33 points in a five-point loss to Notre Dame...Scored 13 points in the fourth quarter and made four 3-pointers in a three-minute span against the Bulldogs.

» **Personal:** Born January 6, 1994...Majoring in Athletic Training...Son of Bryan and Cathy Stroder.



# 2013-14 SOUTHEAST MISSOURI MEN'S BASKETBALL GUIDE



*Will sit out the 2013-14 season due to NCAA Division I transfer regulations... Experienced scoring guard who can play several different positions... Has played in a lot of big games during his two-year career at Houston.*

» **Houston (2012-13):** Competed in 29 games with 21 starts... Started each of the first 15 games... Made his season debut against Florida A&M during the season-opening win... Scored nine points with five assists and no turnovers in 27 minutes at San Jose State... Finished with 10 points, five assists and four rebounds in win at Texas A&M-Corpus Christi... Led the Cougars with 16 points on 5-of-10 shooting with three 3-pointers and three assists against Texas A&M... Drained two free throws late and stole a Texas Southern pass on the final play of overtime to lead the Cougars to a win against the Tigers... Finished with 10 points, thanks to 6-of-8 shooting from the free throw line, with four rebounds and six assists against the Tigers... Posted 12 points with two 3-pointers and a game-high six assists against Texas-Pan American... Scored 13 second-half points, including a pair of 3-pointers, with four rebounds and two assists at SMU... Finished with 10 points, thanks to an 8-of-8 performance from the free throw line, against Tulane... Scored 11 points on 4-of-6 shooting with a rebound and assist in only six minutes against UTEP during the Quarterfinals of the C-USA Championship... Chose to leave the program following the academic year.

» **Houston (2011-12):** One of six players to compete in all 30 games... Tied for the team lead with 2.5 assists per game... Made his collegiate debut against Grambling State during the season opener... Scored 10 points with three rebounds and three assists against Arkansas in Little Rock... Finished with seven points, three rebounds, two assists, three steals and no turnovers in 30 minutes against Oakland... Raced the length of the court and laid it up and in to give the Cougars an 80-79 lead with 6.8 seconds remaining against TCU... Recorded 12 points with two rebounds, an assist and steal against the Horned Frogs... Dished out a game-high four assists with a blocked shot and two steals against LSU... Made his first career start against Oklahoma during the first game of the RAMADA All-College Classic... Finished with seven points, two rebounds and four assists against the Sooners... Scored six points with five assists and three rebounds against UTSA... Drained two free throws with 18 seconds left in overtime to give the Cougars a 2-point lead against Tulsa during the Conference USA opener... Finished with 15 points against the Golden Hurricane... Led the Cougars with five assists at UCF... Totaled 10 points with two assists and two steals against UTEP... Led the Cougars with six assists at Tulane... Scored nine points with a game-high seven assists against Rice.

» **Prep:** Three-star recruit by Rivals.com at Irving High School... Played for Dallas Mustangs AAU team... Ranked No. 18 in Rivals.com Texas player rankings... Is left-handed... Initially chose Houston over UTEP, Colorado, Nebraska, UNLV, Wichita State, Texas Tech and Iowa... All-District 7-5A Most Valuable Player and All-District First-Team as a senior... Averaged 15.6 points and helped lead his team to a 24-10 record and state playoff berth as a junior... Scored 28 points with six assists, three rebounds and two steals against Duncanville High School... All-District 7-5A selection at wide receiver on the football team.

» **Personal:** Born October 6, 1992 in Minneapolis, Minn... Full name is Jevante Jerrell Thompson but goes by the nickname J.J... Son of Warren Wheeler and Joann Thompson... First name is pronounced Juh-VON-Tay.



**UAB**

	<u>G-GS</u>	<u>Min</u>	<u>Avg</u>	<u>FG-FGA</u>	<u>Pct</u>	<u>3FG-3FGA</u>	<u>Pct</u>	<u>FT-FTA</u>	<u>Pct</u>	<u>Off</u>	<u>Def</u>	<u>Tot</u>	<u>Avg</u>	<u>PF</u>	<u>FO</u>	<u>A</u>	<u>TO</u>	<u>Blk</u>	<u>Stl</u>	<u>Pts</u>	<u>Avg</u>
Lucas Nutt	1-0	27	27.0	3-4	.750	3-3	1.000	0-1	.000	0	1	1	1.0	2	0	2	1	0	0	9	9.0

**Arkansas**

	<u>G-GS</u>	<u>Min</u>	<u>Avg</u>	<u>FG-FGA</u>	<u>Pct</u>	<u>3FG-3FGA</u>	<u>Pct</u>	<u>FT-FTA</u>	<u>Pct</u>	<u>Off</u>	<u>Def</u>	<u>Tot</u>	<u>Avg</u>	<u>PF</u>	<u>FO</u>	<u>A</u>	<u>TO</u>	<u>Blk</u>	<u>Stl</u>	<u>Pts</u>	<u>Avg</u>
Lucas Nutt	1-1	30	30.0	2-7	.286	2-4	.500	2-2	1.000	2	3	5	5.0	2	0	1	3	0	0	8	8.0

**Arkansas State**

	<u>G-GS</u>	<u>Min</u>	<u>Avg</u>	<u>FG-FGA</u>	<u>Pct</u>	<u>3FG-3FGA</u>	<u>Pct</u>	<u>FT-FTA</u>	<u>Pct</u>	<u>Off</u>	<u>Def</u>	<u>Tot</u>	<u>Avg</u>	<u>PF</u>	<u>FO</u>	<u>A</u>	<u>TO</u>	<u>Blk</u>	<u>Stl</u>	<u>Pts</u>	<u>Avg</u>
Tyler Stone	1-0	20	20.0	5-10	.500	0-1	.000	0-2	.000	0	5	5	5.0	2	0	0	0	1	0	10	10.0
Lucas Nutt	2-2	47	23.5	5-15	.333	4-9	.444	5-6	.833	0	3	3	1.5	5	0	3	4	0	1	19	9.5
Nino Johnson	1-0	13	13.0	2-3	.667	0-0	.000	0-0	.000	0	3	3	3.0	2	0	1	1	0	0	4	4.0

**Austin Peay**

	<u>G-GS</u>	<u>Min</u>	<u>Avg</u>	<u>FG-FGA</u>	<u>Pct</u>	<u>3FG-3FGA</u>	<u>Pct</u>	<u>FT-FTA</u>	<u>Pct</u>	<u>Off</u>	<u>Def</u>	<u>Tot</u>	<u>Avg</u>	<u>PF</u>	<u>FO</u>	<u>A</u>	<u>TO</u>	<u>Blk</u>	<u>Stl</u>	<u>Pts</u>	<u>Avg</u>
Tyler Stone	4-3	102	25.5	17-40	.425	1-1	1.000	13-18	.722	7	22	29	7.3	15	1	4	10	3	4	48	12.0
A.J. Jones	2-2	39	19.5	10-15	.667	1-3	.333	2-3	.667	2	11	13	6.5	5	0	7	5	0	1	23	11.5
Lucas Nutt	8-5	203	25.4	12-37	.324	7-20	.350	21-26	.808	1	17	18	2.3	20	1	28	15	0	5	52	6.5
Nino Johnson	4-2	64	16.0	10-19	.526	0-0	.000	5-10	.500	6	18	24	6.0	10	0	2	4	5	1	25	6.3

**Ball State**

	<u>G-GS</u>	<u>Min</u>	<u>Avg</u>	<u>FG-FGA</u>	<u>Pct</u>	<u>3FG-3FGA</u>	<u>Pct</u>	<u>FT-FTA</u>	<u>Pct</u>	<u>Off</u>	<u>Def</u>	<u>Tot</u>	<u>Avg</u>	<u>PF</u>	<u>FO</u>	<u>A</u>	<u>TO</u>	<u>Blk</u>	<u>Stl</u>	<u>Pts</u>	<u>Avg</u>
Nino Johnson	1-0	23	23.0	6-8	.750	0-0	.000	4-7	.571	6	8	14	14.0	3	0	3	1	3	0	16	16.0
Tyler Stone	1-1	29	29.0	4-12	.333	0-0	.000	4-4	1.000	2	6	8	8.0	4	0	1	3	1	2	12	12.0
A.J. Jones	1-1	25	25.0	2-10	.200	1-4	.250	0-0	.000	1	1	2	2.0	3	0	6	2	2	3	5	5.0
Lucas Nutt	1-1	34	34.0	0-1	.000	0-0	.000	0-0	.000	0	2	2	2.0	2	0	5	1	0	0	0	0.0

**Belmont**

	<u>G-GS</u>	<u>Min</u>	<u>Avg</u>	<u>FG-FGA</u>	<u>Pct</u>	<u>3FG-3FGA</u>	<u>Pct</u>	<u>FT-FTA</u>	<u>Pct</u>	<u>Off</u>	<u>Def</u>	<u>Tot</u>	<u>Avg</u>	<u>PF</u>	<u>FO</u>	<u>A</u>	<u>TO</u>	<u>Blk</u>	<u>Stl</u>	<u>Pts</u>	<u>Avg</u>
Tyler Stone	1-1	33	33.0	8-16	.500	1-4	.250	1-1	1.000	1	7	8	8.0	1	0	4	3	0	1	18	18.0
A.J. Jones	1-1	35	35.0	5-14	.357	1-6	.167	2-4	.500	2	2	4	4.0	3	0	3	3	0	0	13	13.0
Nino Johnson	1-1	20	20.0	3-7	.429	0-1	.000	3-5	.600	2	4	6	6.0	4	0	0	4	3	0	9	9.0
Lucas Nutt	1-1	17	17.0	0-0	.000	0-0	.000	0-0	.000	0	1	1	1.0	3	0	2	2	0	2	0	0.0

**Bradley**

	<u>G-GS</u>	<u>Min</u>	<u>Avg</u>	<u>FG-FGA</u>	<u>Pct</u>	<u>3FG-3FGA</u>	<u>Pct</u>	<u>FT-FTA</u>	<u>Pct</u>	<u>Off</u>	<u>Def</u>	<u>Tot</u>	<u>Avg</u>	<u>PF</u>	<u>FO</u>	<u>A</u>	<u>TO</u>	<u>Blk</u>	<u>Stl</u>	<u>Pts</u>	<u>Avg</u>
Tyler Stone	1-1	29	29.0	4-12	.333	0-1	.000	3-5	.600	1	6	7	7.0	2	0	1	2	0	1	11	11.0
Nino Johnson	1-0	14	14.0	1-1	1.000	0-0	.000	0-0	.000	0	1	1	1.0	4	0	0	0	0	1	2	2.0
Lucas Nutt	1-1	29	29.0	0-4	.000	0-3	.000	0-0	.000	0	0	0	0.0	2	0	2	0	0	1	0	0.0

**Central Arkansas**

	<u>G-GS</u>	<u>Min</u>	<u>Avg</u>	<u>FG-FGA</u>	<u>Pct</u>	<u>3FG-3FGA</u>	<u>Pct</u>	<u>FT-FTA</u>	<u>Pct</u>	<u>Off</u>	<u>Def</u>	<u>Tot</u>	<u>Avg</u>	<u>PF</u>	<u>FO</u>	<u>A</u>	<u>TO</u>	<u>Blk</u>	<u>Stl</u>	<u>Pts</u>	<u>Avg</u>
Tyler Stone	2-2	75	37.5	26-39	.667	1-1	1.000	9-11	.818	2	13	15	7.5	3	0	0	5	3	0	62	31.0
Nino Johnson	2-1	38	19.0	7-13	.538	0-1	.000	7-15	.467	5	11	16	8.0	1	0	1	3	5	0	21	10.5
A.J. Jones	1-0	14	14.0	2-4	.500	0-1	.000	3-3	1.000	1	2	3	3.0	5	1	2	1	0	0	7	7.0
Lucas Nutt	2-2	57	28.5	2-4	.500	0-1	.000	6-6	1.000	0	3	3	1.5	8	1	8	6	0	3	10	5.0

**Chattanooga**

	<u>G-GS</u>	<u>Min</u>	<u>Avg</u>	<u>FG-FGA</u>	<u>Pct</u>	<u>3FG-3FGA</u>	<u>Pct</u>	<u>FT-FTA</u>	<u>Pct</u>	<u>Off</u>	<u>Def</u>	<u>Tot</u>	<u>Avg</u>	<u>PF</u>	<u>FO</u>	<u>A</u>	<u>TO</u>	<u>Blk</u>	<u>Stl</u>	<u>Pts</u>	<u>Avg</u>
Tyler Stone	1-1	37	37.0	6-10	.600	0-1	.000	4-4	1.000	0	11	11	11.0	2	0	3	3	2	0	16	16.0
A.J. Jones	1-1	23	23.0	4-9	.444	2-3	.667	0-2	.000	1	2	3	3.0	2	0	3	0	0	1	10	10.0
Nino Johnson	1-1	27	27.0	3-3	1.000	0-0	.000	1-2	.500	0	8	8	8.0	4	0	2	4	3	0	7	7.0
Lucas Nutt	1-1	17	17.0	1-2	.500	1-1	1.000	0-0	.000	0	0	0	0.0	4	0	4	4	0	0	3	3.0

**Eastern Illinois**

	<u>G-GS</u>	<u>Min</u>	<u>Avg</u>	<u>FG-FGA</u>	<u>Pct</u>	<u>3FG-3FGA</u>	<u>Pct</u>	<u>FT-FTA</u>	<u>Pct</u>	<u>Off</u>	<u>Def</u>	<u>Tot</u>	<u>Avg</u>	<u>PF</u>	<u>FO</u>	<u>A</u>	<u>TO</u>	<u>Blk</u>	<u>Stl</u>	<u>Pts</u>	<u>Avg</u>
Tyler Stone	5-4	161	32.2	36-59	.610	1-3	.333	13-17	.765	12	25	37	7.4	4	0	6	8	10	3	86	17.2
A.J. Jones	3-2	83	27.7	12-26	.462	2-7	.286	4-8	.500	9	7	16	5.3	9	0	5	6	3	4	30	10.0
Lucas Nutt	7-6	203	29.0	13-33	.394	7-20	.350	17-20	.850	1	15	16	2.3	12	0	48	12	2	4	50	7.1
Nino Johnson	5-2	74	14.8	3-12	.250	0-0	.000	3-6	.500	4	12	16	3.2	12	0	4	5	5	1	9	1.8



# 2013-14 SOUTHEAST MISSOURI MEN'S BASKETBALL GUIDE

## Eastern Kentucky

	<u>G-GS</u>	<u>Min</u>	<u>Avg</u>	<u>FG-FGA</u>	<u>Pct</u>	<u>3FG-3FGA</u>	<u>Pct</u>	<u>FT-FTA</u>	<u>Pct</u>	<u>Off</u>	<u>Def</u>	<u>Tot</u>	<u>Avg</u>	<u>PF</u>	<u>FO</u>	<u>A</u>	<u>TO</u>	<u>Blk</u>	<u>Stl</u>	<u>Pts</u>	<u>Avg</u>
Tyler Stone	4-4	130	32.5	29-48	.604	1-3	.333	7-13	.538	14	16	30	7.5	6	0	4	3	5	2	66	16.5
A.J. Jones	2-2	53	26.5	5-11	.455	1-2	.500	4-6	.667	2	4	6	3.0	6	0	4	6	0	1	15	7.5
Nino Johnson	3-1	50	16.7	9-16	.563	0-1	.000	3-6	.500	2	8	10	3.3	6	1	7	4	5	2	21	7.0
Lucas Nutt	7-6	195	27.9	10-25	.400	9-17	.529	14-19	.737	4	14	18	2.6	16	0	30	15	1	5	43	6.1

## Eastern Michigan

	<u>G-GS</u>	<u>Min</u>	<u>Avg</u>	<u>FG-FGA</u>	<u>Pct</u>	<u>3FG-3FGA</u>	<u>Pct</u>	<u>FT-FTA</u>	<u>Pct</u>	<u>Off</u>	<u>Def</u>	<u>Tot</u>	<u>Avg</u>	<u>PF</u>	<u>FO</u>	<u>A</u>	<u>TO</u>	<u>Blk</u>	<u>Stl</u>	<u>Pts</u>	<u>Avg</u>
Lucas Nutt	1-0	16	16.0	3-5	.600	1-3	.333	0-0	.000	0	0	0	0.0	1	0	4	3	0	1	7	7.0

## Florida Gulf Coast

	<u>G-GS</u>	<u>Min</u>	<u>Avg</u>	<u>FG-FGA</u>	<u>Pct</u>	<u>3FG-3FGA</u>	<u>Pct</u>	<u>FT-FTA</u>	<u>Pct</u>	<u>Off</u>	<u>Def</u>	<u>Tot</u>	<u>Avg</u>	<u>PF</u>	<u>FO</u>	<u>A</u>	<u>TO</u>	<u>Blk</u>	<u>Stl</u>	<u>Pts</u>	<u>Avg</u>
Lucas Nutt	1-0	22	22.0	1-4	.250	1-4	.250	0-0	.000	0	2	2	2.0	2	0	4	3	0	0	3	3.0

## Grambling State

	<u>G-GS</u>	<u>Min</u>	<u>Avg</u>	<u>FG-FGA</u>	<u>Pct</u>	<u>3FG-3FGA</u>	<u>Pct</u>	<u>FT-FTA</u>	<u>Pct</u>	<u>Off</u>	<u>Def</u>	<u>Tot</u>	<u>Avg</u>	<u>PF</u>	<u>FO</u>	<u>A</u>	<u>TO</u>	<u>Blk</u>	<u>Stl</u>	<u>Pts</u>	<u>Avg</u>
Lucas Nutt	1-0	22	22.0	3-5	.600	0-1	.000	1-1	1.000	0	0	0	0.0	4	0	3	1	0	1	7	7.0

## Hannibal-LaGrange

	<u>G-GS</u>	<u>Min</u>	<u>Avg</u>	<u>FG-FGA</u>	<u>Pct</u>	<u>3FG-3FGA</u>	<u>Pct</u>	<u>FT-FTA</u>	<u>Pct</u>	<u>Off</u>	<u>Def</u>	<u>Tot</u>	<u>Avg</u>	<u>PF</u>	<u>FO</u>	<u>A</u>	<u>TO</u>	<u>Blk</u>	<u>Stl</u>	<u>Pts</u>	<u>Avg</u>
A.J. Jones	1-0	20	20.0	9-12	.750	6-8	.750	0-0	.000	0	0	0	0.0	2	0	3	5	0	1	24	24.0
Tyler Stone	2-2	45	22.5	8-18	.444	1-3	.333	3-4	.750	0	9	9	4.5	2	0	4	3	2	2	20	10.0
Nino Johnson	2-1	41	20.5	5-6	.833	0-0	.000	10-13	.769	2	8	10	5.0	0	0	2	3	2	3	20	10.0
Lucas Nutt	3-2	70	23.3	8-13	.615	4-6	.667	5-6	.833	1	5	6	2.0	5	0	17	6	1	1	25	8.3

## Harris-Stowe

	<u>G-GS</u>	<u>Min</u>	<u>Avg</u>	<u>FG-FGA</u>	<u>Pct</u>	<u>3FG-3FGA</u>	<u>Pct</u>	<u>FT-FTA</u>	<u>Pct</u>	<u>Off</u>	<u>Def</u>	<u>Tot</u>	<u>Avg</u>	<u>PF</u>	<u>FO</u>	<u>A</u>	<u>TO</u>	<u>Blk</u>	<u>Stl</u>	<u>Pts</u>	<u>Avg</u>
Tyler Stone	1-1	16	16.0	8-11	.727	0-0	.000	1-1	1.000	1	6	7	7.0	3	0	1	1	0	0	17	17.0
Nino Johnson	1-0	18	18.0	5-7	.714	0-0	.000	1-2	.500	1	4	5	5.0	1	0	5	2	2	0	11	11.0
Lucas Nutt	2-1	48	24.0	7-11	.636	3-5	.600	3-4	.750	1	3	4	2.0	3	0	9	5	1	1	20	10.0

## Illinois-Chicago

	<u>G-GS</u>	<u>Min</u>	<u>Avg</u>	<u>FG-FGA</u>	<u>Pct</u>	<u>3FG-3FGA</u>	<u>Pct</u>	<u>FT-FTA</u>	<u>Pct</u>	<u>Off</u>	<u>Def</u>	<u>Tot</u>	<u>Avg</u>	<u>PF</u>	<u>FO</u>	<u>A</u>	<u>TO</u>	<u>Blk</u>	<u>Stl</u>	<u>Pts</u>	<u>Avg</u>
Tyler Stone	1-1	39	39.0	6-19	.316	0-2	.000	2-3	.667	0	6	6	6.0	2	0	1	2	1	1	14	14.0
Nino Johnson	1-1	32	32.0	3-5	.600	0-0	.000	0-0	.000	0	10	10	10.0	2	0	1	3	3	0	6	6.0
A.J. Jones	1-1	19	19.0	1-3	.333	1-1	1.000	0-0	.000	0	2	2	2.0	2	0	0	1	0	0	3	3.0
Lucas Nutt	1-1	22	22.0	0-2	.000	0-1	.000	0-0	.000	0	2	2	2.0	0	0	1	2	1	0	0	0.0

## Illinois State

	<u>G-GS</u>	<u>Min</u>	<u>Avg</u>	<u>FG-FGA</u>	<u>Pct</u>	<u>3FG-3FGA</u>	<u>Pct</u>	<u>FT-FTA</u>	<u>Pct</u>	<u>Off</u>	<u>Def</u>	<u>Tot</u>	<u>Avg</u>	<u>PF</u>	<u>FO</u>	<u>A</u>	<u>TO</u>	<u>Blk</u>	<u>Stl</u>	<u>Pts</u>	<u>Avg</u>
Lucas Nutt	1-0	18	18.0	1-4	.250	0-1	.000	0-0	.000	0	1	1	1.0	0	0	2	2	0	1	2	2.0

## Iowa State

	<u>G-GS</u>	<u>Min</u>	<u>Avg</u>	<u>FG-FGA</u>	<u>Pct</u>	<u>3FG-3FGA</u>	<u>Pct</u>	<u>FT-FTA</u>	<u>Pct</u>	<u>Off</u>	<u>Def</u>	<u>Tot</u>	<u>Avg</u>	<u>PF</u>	<u>FO</u>	<u>A</u>	<u>TO</u>	<u>Blk</u>	<u>Stl</u>	<u>Pts</u>	<u>Avg</u>
Lucas Nutt	1-1	21	21.0	1-6	.167	1-6	.167	4-6	.667	0	0	0	0.0	3	0	1	5	0	0	7	7.0

## Jacksonville State

	<u>G-GS</u>	<u>Min</u>	<u>Avg</u>	<u>FG-FGA</u>	<u>Pct</u>	<u>3FG-3FGA</u>	<u>Pct</u>	<u>FT-FTA</u>	<u>Pct</u>	<u>Off</u>	<u>Def</u>	<u>Tot</u>	<u>Avg</u>	<u>PF</u>	<u>FO</u>	<u>A</u>	<u>TO</u>	<u>Blk</u>	<u>Stl</u>	<u>Pts</u>	<u>Avg</u>
Tyler Stone	3-3	95	31.7	20-45	.444	0-2	.000	12-13	.923	5	16	21	7.0	8	0	0	2	4	0	52	17.3
Lucas Nutt	5-3	136	27.2	10-26	.385	3-10	.300	17-19	.895	5	10	15	3.0	4	0	24	14	0	4	40	8.0
Nino Johnson	3-0	37	12.3	5-7	.714	0-0	.000	4-10	.400	6	11	17	5.7	5	0	1	2	1	1	14	4.7
A.J. Jones	1-1	14	14.0	2-6	.333	0-2	.000	0-0	.000	0	2	2	2.0	2	0	1	3	1	0	4	4.0

## Kansas

	<u>G-GS</u>	<u>Min</u>	<u>Avg</u>	<u>FG-FGA</u>	<u>Pct</u>	<u>3FG-3FGA</u>	<u>Pct</u>	<u>FT-FTA</u>	<u>Pct</u>	<u>Off</u>	<u>Def</u>	<u>Tot</u>	<u>Avg</u>	<u>PF</u>	<u>FO</u>	<u>A</u>	<u>TO</u>	<u>Blk</u>	<u>Stl</u>	<u>Pts</u>	<u>Avg</u>
Nino Johnson	1-1	25	25.0	4-7	.571	1-1	1.000	3-3	1.000	3	6	9	9.0	4	0	1	4	2	0	12	12.0
A.J. Jones	1-1	26	26.0	2-9	.222	0-1	.000	5-8	.625	0	5	5	5.0	1	0	0	1	0	0	9	9.0
Tyler Stone	1-1	34	34.0	3-15	.200	1-3	.333	1-2	.500	1	5	6	6.0	3	0	0	1	0	2	8	8.0
Lucas Nutt	1-1	35	35.0	1-4	.250	0-0	.000	2-3	.667	1	2	3	3.0	2	0	3	3	0	0	4	4.0

## UMKC

	<u>G-GS</u>	<u>Min</u>	<u>Avg</u>	<u>FG-FGA</u>	<u>Pct</u>	<u>3FG-3FGA</u>	<u>Pct</u>	<u>FT-FTA</u>	<u>Pct</u>	<u>Off</u>	<u>Def</u>	<u>Tot</u>	<u>Avg</u>	<u>PF</u>	<u>FO</u>	<u>A</u>	<u>TO</u>	<u>Blk</u>	<u>Stl</u>	<u>Pts</u>	<u>Avg</u>
Tyler Stone	2-2	68	34.0	15-27	.556	0-2	.000	10-12	.833	7	11	18	9.0	3	0	1	3	2	2	40	20.0
Lucas Nutt	3-2	81	27.0	7-17	.412	2-6	.333	5-7	.714	0	5	5	1.7	6	0	10	4	0	4	21	7.0
A.J. Jones	1-0	12	12.0	2-5	.400	0-0	.000	0-0	.000	0	1	1	1.0	3	0	0	1	0	0	4	4.0
Nino Johnson	2-1	29	14.5	1-3	.333	0-0	.000	2-6	.333	0	7	7	3.5	3	0	1	1	3	0	4	2.0



**Louisiana Tech**

	<u>G-GS</u>	<u>Min</u>	<u>Avg</u>	<u>FG-FGA</u>	<u>Pct</u>	<u>3FG-3FGA</u>	<u>Pct</u>	<u>FT-FTA</u>	<u>Pct</u>	<u>Off</u>	<u>Def</u>	<u>Tot</u>	<u>Avg</u>	<u>PF</u>	<u>FO</u>	<u>A</u>	<u>TO</u>	<u>Blk</u>	<u>Stl</u>	<u>Pts</u>	<u>Avg</u>
Tyler Stone	1-1	40	40.0	6-14	.429	0-1	.000	5-6	.833	5	9	14	14.0	0	0	1	2	1	2	17	17.0
Nino Johnson	1-1	34	34.0	4-13	.308	0-0	.000	2-5	.400	4	6	10	10.0	3	0	3	6	5	1	10	10.0
A.J. Jones	1-1	17	17.0	4-6	.667	1-2	.500	0-1	.000	0	3	3	3.0	0	0	0	2	0	0	9	9.0
Lucas Nutt	1-1	25	25.0	0-3	.000	0-1	.000	2-2	1.000	0	3	3	3.0	3	0	2	2	0	0	2	2.0

**Lyon College**

	<u>G-GS</u>	<u>Min</u>	<u>Avg</u>	<u>FG-FGA</u>	<u>Pct</u>	<u>3FG-3FGA</u>	<u>Pct</u>	<u>FT-FTA</u>	<u>Pct</u>	<u>Off</u>	<u>Def</u>	<u>Tot</u>	<u>Avg</u>	<u>PF</u>	<u>FO</u>	<u>A</u>	<u>TO</u>	<u>Blk</u>	<u>Stl</u>	<u>Pts</u>	<u>Avg</u>
Tyler Stone	1-1	29	29.0	10-13	.769	0-0	.000	5-5	1.000	1	5	6	6.0	1	0	1	0	2	0	25	25.0
Nino Johnson	1-1	24	24.0	6-9	.667	0-0	.000	2-2	1.000	2	13	15	15.0	3	0	2	2	2	1	14	14.0
Lucas Nutt	1-1	27	27.0	1-5	.200	0-3	.000	0-0	.000	0	1	1	1.0	0	0	5	1	0	0	2	2.0

**McNeese State**

	<u>G-GS</u>	<u>Min</u>	<u>Avg</u>	<u>FG-FGA</u>	<u>Pct</u>	<u>3FG-3FGA</u>	<u>Pct</u>	<u>FT-FTA</u>	<u>Pct</u>	<u>Off</u>	<u>Def</u>	<u>Tot</u>	<u>Avg</u>	<u>PF</u>	<u>FO</u>	<u>A</u>	<u>TO</u>	<u>Blk</u>	<u>Stl</u>	<u>Pts</u>	<u>Avg</u>
Tyler Stone	2-2	63	31.5	13-23	.565	1-4	.250	4-6	.667	2	12	14	7.0	2	0	5	0	1	3	31	15.5
Nino Johnson	2-1	41	20.5	9-13	.692	0-0	.000	2-5	.400	4	9	13	6.5	0	0	2	2	3	2	20	10.0
A.J. Jones	1-1	27	27.0	2-7	.286	0-2	.000	0-0	.000	1	2	3	3.0	0	0	2	4	0	2	4	4.0
Lucas Nutt	2-1	59	29.5	2-7	.286	1-4	.250	0-0	.000	0	2	2	1.0	3	0	7	4	0	0	5	2.5

**Miami (Ohio)**

	<u>G-GS</u>	<u>Min</u>	<u>Avg</u>	<u>FG-FGA</u>	<u>Pct</u>	<u>3FG-3FGA</u>	<u>Pct</u>	<u>FT-FTA</u>	<u>Pct</u>	<u>Off</u>	<u>Def</u>	<u>Tot</u>	<u>Avg</u>	<u>PF</u>	<u>FO</u>	<u>A</u>	<u>TO</u>	<u>Blk</u>	<u>Stl</u>	<u>Pts</u>	<u>Avg</u>
Lucas Nutt	1-1	27	27.0	1-7	.143	1-5	.200	5-6	.833	0	1	1	1.0	2	0	3	0	0	1	8	8.0
Tyler Stone	1-0	22	22.0	3-5	.600	0-1	.000	0-0	.000	1	4	5	5.0	4	0	0	2	1	1	6	6.0
Nino Johnson	1-0	13	13.0	2-4	.500	0-0	.000	0-0	.000	0	4	4	4.0	2	0	0	0	0	0	4	4.0

**Missouri**

	<u>G-GS</u>	<u>Min</u>	<u>Avg</u>	<u>FG-FGA</u>	<u>Pct</u>	<u>3FG-3FGA</u>	<u>Pct</u>	<u>FT-FTA</u>	<u>Pct</u>	<u>Off</u>	<u>Def</u>	<u>Tot</u>	<u>Avg</u>	<u>PF</u>	<u>FO</u>	<u>A</u>	<u>TO</u>	<u>Blk</u>	<u>Stl</u>	<u>Pts</u>	<u>Avg</u>
Tyler Stone	2-2	72	36.0	12-28	.429	2-3	.667	5-6	.833	5	8	13	6.5	6	0	2	2	2	2	31	15.5
Nino Johnson	2-1	57	28.5	11-19	.579	0-1	.000	2-4	.500	4	10	14	7.0	4	0	2	3	5	1	24	12.0
Lucas Nutt	2-2	60	30.0	5-12	.417	4-8	.500	0-0	.000	1	2	3	1.5	3	0	4	2	0	1	14	7.0
A.J. Jones	1-0	2	2.0	0-0	.000	0-0	.000	0-0	.000	0	0	0	0.0	1	0	0	1	0	0	0	0.0

**Morehead State**

	<u>G-GS</u>	<u>Min</u>	<u>Avg</u>	<u>FG-FGA</u>	<u>Pct</u>	<u>3FG-3FGA</u>	<u>Pct</u>	<u>FT-FTA</u>	<u>Pct</u>	<u>Off</u>	<u>Def</u>	<u>Tot</u>	<u>Avg</u>	<u>PF</u>	<u>FO</u>	<u>A</u>	<u>TO</u>	<u>Blk</u>	<u>Stl</u>	<u>Pts</u>	<u>Avg</u>
Nino Johnson	1-1	28	28.0	5-5	1.000	0-0	.000	3-9	.333	1	4	5	5.0	2	0	0	1	3	1	13	13.0
Tyler Stone	2-2	68	34.0	9-21	.429	0-1	.000	3-8	.375	1	12	13	6.5	3	0	4	3	2	1	21	10.5
Lucas Nutt	4-3	118	29.5	12-28	.429	6-15	.400	8-9	.889	1	1	2	0.5	9	0	11	16	0	6	38	9.5
A.J. Jones	1-1	20	20.0	2-7	.286	0-2	.000	2-4	.500	1	2	3	3.0	3	0	1	0	0	0	6	6.0

**Murray State**

	<u>G-GS</u>	<u>Min</u>	<u>Avg</u>	<u>FG-FGA</u>	<u>Pct</u>	<u>3FG-3FGA</u>	<u>Pct</u>	<u>FT-FTA</u>	<u>Pct</u>	<u>Off</u>	<u>Def</u>	<u>Tot</u>	<u>Avg</u>	<u>PF</u>	<u>FO</u>	<u>A</u>	<u>TO</u>	<u>Blk</u>	<u>Stl</u>	<u>Pts</u>	<u>Avg</u>
A.J. Jones	2-2	50	25.0	13-16	.813	7-7	1.000	7-7	1.000	1	5	6	3.0	9	1	1	4	0	0	40	20.0
Tyler Stone	4-3	98	24.5	17-41	.415	2-6	.333	6-10	.600	2	19	21	5.3	15	1	2	4	4	3	42	10.5
Lucas Nutt	6-5	176	29.3	9-27	.333	2-11	.182	17-17	1.000	1	8	9	1.5	16	0	28	16	0	6	37	6.2
Nino Johnson	4-2	74	18.5	6-18	.333	0-1	.000	6-9	.667	4	13	17	4.3	10	1	2	7	5	2	18	4.5

**New Orleans**

	<u>G-GS</u>	<u>Min</u>	<u>Avg</u>	<u>FG-FGA</u>	<u>Pct</u>	<u>3FG-3FGA</u>	<u>Pct</u>	<u>FT-FTA</u>	<u>Pct</u>	<u>Off</u>	<u>Def</u>	<u>Tot</u>	<u>Avg</u>	<u>PF</u>	<u>FO</u>	<u>A</u>	<u>TO</u>	<u>Blk</u>	<u>Stl</u>	<u>Pts</u>	<u>Avg</u>
Tyler Stone	2-1	65	32.5	16-28	.571	0-4	.000	3-4	.750	7	11	18	9.0	4	0	1	4	4	3	35	17.5
Nino Johnson	2-2	59	29.5	9-17	.529	0-0	.000	9-12	.750	4	16	20	10.0	7	0	2	6	5	3	27	13.5
Lucas Nutt	2-2	59	29.5	8-13	.615	4-7	.571	4-4	1.000	1	4	5	2.5	4	0	16	3	0	1	24	12.0
A.J. Jones	2-1	29	14.5	8-16	.500	2-5	.400	0-2	.000	4	3	7	3.5	3	0	1	2	1	1	18	9.0

**Norfolk State**

	<u>G-GS</u>	<u>Min</u>	<u>Avg</u>	<u>FG-FGA</u>	<u>Pct</u>	<u>3FG-3FGA</u>	<u>Pct</u>	<u>FT-FTA</u>	<u>Pct</u>	<u>Off</u>	<u>Def</u>	<u>Tot</u>	<u>Avg</u>	<u>PF</u>	<u>FO</u>	<u>A</u>	<u>TO</u>	<u>Blk</u>	<u>Stl</u>	<u>Pts</u>	<u>Avg</u>
Lucas Nutt	1-0	4	4.0	0-0	.000	0-0	.000	0-0	.000	0	0	0	0.0	0	0	1	0	0	0	0	0.0

**Northern Illinois**

	<u>G-GS</u>	<u>Min</u>	<u>Avg</u>	<u>FG-FGA</u>	<u>Pct</u>	<u>3FG-3FGA</u>	<u>Pct</u>	<u>FT-FTA</u>	<u>Pct</u>	<u>Off</u>	<u>Def</u>	<u>Tot</u>	<u>Avg</u>	<u>PF</u>	<u>FO</u>	<u>A</u>	<u>TO</u>	<u>Blk</u>	<u>Stl</u>	<u>Pts</u>	<u>Avg</u>
Lucas Nutt	1-0	9	9.0	1-1	1.000	0-0	.000	0-0	.000	0	1	1	1.0	2	0	0	1	0	0	2	2.0

**Oregon**

	<u>G-GS</u>	<u>Min</u>	<u>Avg</u>	<u>FG-FGA</u>	<u>Pct</u>	<u>3FG-3FGA</u>	<u>Pct</u>	<u>FT-FTA</u>	<u>Pct</u>	<u>Off</u>	<u>Def</u>	<u>Tot</u>	<u>Avg</u>	<u>PF</u>	<u>FO</u>	<u>A</u>	<u>TO</u>	<u>Blk</u>	<u>Stl</u>	<u>Pts</u>	<u>Avg</u>
Tyler Stone	1-1	34	34.0	8-14	.571	1-1	1.000	3-6	.500	0	5	5	5.0	3	0	1	3	2	1	20	20.0
Lucas Nutt	1-1	21	21.0	1-4	.250	0-2	.000	3-4	.750	0	0	0	0.0	2	0	2	3	0	0	5	5.0
Nino Johnson	1-0	14	14.0	1-1	1.000	0-0	.000	2-4	.500	1	3	4	4.0	2	0	0	2	0	0	4	4.0



# 2013-14 SOUTHEAST MISSOURI MEN'S BASKETBALL GUIDE

## Sacramento State

	<u>G-GS</u>	<u>Min</u>	<u>Avg</u>	<u>FG-FGA</u>	<u>Pct</u>	<u>3FG-3FGA</u>	<u>Pct</u>	<u>FT-FTA</u>	<u>Pct</u>	<u>Off</u>	<u>Def</u>	<u>Tot</u>	<u>Avg</u>	<u>PF</u>	<u>FO</u>	<u>A</u>	<u>TO</u>	<u>Blk</u>	<u>Stl</u>	<u>Pts</u>	<u>Avg</u>
Tyler Stone	1-1	34	34.0	8-15	.533	0-1	.000	0-1	.000	2	7	9	9.0	2	0	2	0	1	0	16	16.0
Lucas Nutt	2-1	64	32.0	6-13	.462	3-10	.300	5-6	.833	1	6	7	3.5	3	0	13	2	0	2	20	10.0

## Southeastern Louisiana

	<u>G-GS</u>	<u>Min</u>	<u>Avg</u>	<u>FG-FGA</u>	<u>Pct</u>	<u>3FG-3FGA</u>	<u>Pct</u>	<u>FT-FTA</u>	<u>Pct</u>	<u>Off</u>	<u>Def</u>	<u>Tot</u>	<u>Avg</u>	<u>PF</u>	<u>FO</u>	<u>A</u>	<u>TO</u>	<u>Blk</u>	<u>Stl</u>	<u>Pts</u>	<u>Avg</u>
Tyler Stone	2-2	75	37.5	12-31	.387	1-2	.500	6-8	.750	6	20	26	13.0	4	0	0	7	3	3	31	15.5
Nino Johnson	2-1	40	20.0	4-9	.444	0-0	.000	2-4	.500	3	13	16	8.0	2	0	1	4	2	3	10	5.0
A.J. Jones	1-0	10	10.0	2-3	.667	1-1	1.000	0-0	.000	0	0	0	0.0	4	0	1	1	0	0	5	5.0
Lucas Nutt	2-2	28	14.0	1-3	.333	0-1	.000	3-4	.750	0	0	0	0.0	4	0	5	5	0	0	5	2.5

## SIU Edwardsville

	<u>G-GS</u>	<u>Min</u>	<u>Avg</u>	<u>FG-FGA</u>	<u>Pct</u>	<u>3FG-3FGA</u>	<u>Pct</u>	<u>FT-FTA</u>	<u>Pct</u>	<u>Off</u>	<u>Def</u>	<u>Tot</u>	<u>Avg</u>	<u>PF</u>	<u>FO</u>	<u>A</u>	<u>TO</u>	<u>Blk</u>	<u>Stl</u>	<u>Pts</u>	<u>Avg</u>
Tyler Stone	4-4	128	32.0	25-51	.490	0-4	.000	3-4	.750	6	18	24	6.0	11	1	10	6	6	2	53	13.3
A.J. Jones	2-1	42	21.0	9-19	.474	1-5	.200	4-4	1.000	3	9	12	6.0	9	1	4	4	1	2	23	11.5
Nino Johnson	4-1	60	15.0	11-17	.647	0-0	.000	4-10	.400	6	8	14	3.5	7	1	1	6	8	3	26	6.5
Lucas Nutt	5-3	106	21.2	5-19	.263	2-8	.250	13-15	.867	3	8	11	2.2	8	0	17	6	0	3	25	5.0

## Southern Illinois

	<u>G-GS</u>	<u>Min</u>	<u>Avg</u>	<u>FG-FGA</u>	<u>Pct</u>	<u>3FG-3FGA</u>	<u>Pct</u>	<u>FT-FTA</u>	<u>Pct</u>	<u>Off</u>	<u>Def</u>	<u>Tot</u>	<u>Avg</u>	<u>PF</u>	<u>FO</u>	<u>A</u>	<u>TO</u>	<u>Blk</u>	<u>Stl</u>	<u>Pts</u>	<u>Avg</u>
Lucas Nutt	2-1	38	19.0	2-6	.333	1-1	1.000	3-4	.750	0	5	5	2.5	1	0	5	4	0	0	8	4.0

## Southern Methodist (SMU)

	<u>G-GS</u>	<u>Min</u>	<u>Avg</u>	<u>FG-FGA</u>	<u>Pct</u>	<u>3FG-3FGA</u>	<u>Pct</u>	<u>FT-FTA</u>	<u>Pct</u>	<u>Off</u>	<u>Def</u>	<u>Tot</u>	<u>Avg</u>	<u>PF</u>	<u>FO</u>	<u>A</u>	<u>TO</u>	<u>Blk</u>	<u>Stl</u>	<u>Pts</u>	<u>Avg</u>
Tyler Stone	1-1	31	31.0	5-10	.500	0-0	.000	1-1	1.000	1	9	10	10.0	3	0	0	1	3	1	11	11.0
Lucas Nutt	2-1	38	19.0	2-7	.286	0-5	.000	6-6	1.000	1	3	4	2.0	6	0	4	2	0	1	10	5.0
Nino Johnson	1-0	5	5.0	0-1	.000	0-0	.000	0-0	.000	0	0	0	0.0	1	0	0	0	0	1	0	0.0

## St. Bonaventure

	<u>G-GS</u>	<u>Min</u>	<u>Avg</u>	<u>FG-FGA</u>	<u>Pct</u>	<u>3FG-3FGA</u>	<u>Pct</u>	<u>FT-FTA</u>	<u>Pct</u>	<u>Off</u>	<u>Def</u>	<u>Tot</u>	<u>Avg</u>	<u>PF</u>	<u>FO</u>	<u>A</u>	<u>TO</u>	<u>Blk</u>	<u>Stl</u>	<u>Pts</u>	<u>Avg</u>
Lucas Nutt	1-0	22	22.0	1-6	.167	1-2	.500	2-2	1.000	1	0	1	1.0	1	0	4	2	0	2	5	5.0

## Tennessee State

	<u>G-GS</u>	<u>Min</u>	<u>Avg</u>	<u>FG-FGA</u>	<u>Pct</u>	<u>3FG-3FGA</u>	<u>Pct</u>	<u>FT-FTA</u>	<u>Pct</u>	<u>Off</u>	<u>Def</u>	<u>Tot</u>	<u>Avg</u>	<u>PF</u>	<u>FO</u>	<u>A</u>	<u>TO</u>	<u>Blk</u>	<u>Stl</u>	<u>Pts</u>	<u>Avg</u>
Lucas Nutt	5-4	124	24.8	16-23	.696	9-13	.692	11-13	.846	2	5	7	1.4	9	0	16	10	0	3	52	10.4
Tyler Stone	2-2	63	31.5	8-21	.381	1-6	.167	3-6	.500	2	12	14	7.0	2	0	1	6	1	0	20	10.0
Nino Johnson	2-1	43	21.5	8-10	.800	0-0	.000	2-4	.500	4	7	11	5.5	6	0	3	5	1	1	18	9.0
A.J. Jones	1-1	16	16.0	2-6	.333	1-1	1.000	2-6	.333	2	1	3	3.0	2	0	4	1	0	1	7	7.0

## Tennessee Tech

	<u>G-GS</u>	<u>Min</u>	<u>Avg</u>	<u>FG-FGA</u>	<u>Pct</u>	<u>3FG-3FGA</u>	<u>Pct</u>	<u>FT-FTA</u>	<u>Pct</u>	<u>Off</u>	<u>Def</u>	<u>Tot</u>	<u>Avg</u>	<u>PF</u>	<u>FO</u>	<u>A</u>	<u>TO</u>	<u>Blk</u>	<u>Stl</u>	<u>Pts</u>	<u>Avg</u>
Tyler Stone	3-3	99	33.0	21-30	.700	2-3	.667	14-19	.737	8	27	35	11.7	7	0	1	5	3	2	58	19.3
Lucas Nutt	5-4	151	30.2	12-23	.522	4-9	.444	16-21	.762	1	6	7	1.4	13	0	19	12	0	2	44	8.8
Nino Johnson	2-1	26	13.0	6-10	.600	0-0	.000	5-7	.714	5	2	7	3.5	4	0	1	4	2	0	17	8.5
A.J. Jones	1-0	1	1.0	0-0	.000	0-0	.000	0-0	.000	0	0	0	0.0	1	0	0	2	0	0	0	0.0

## Troy

	<u>G-GS</u>	<u>Min</u>	<u>Avg</u>	<u>FG-FGA</u>	<u>Pct</u>	<u>3FG-3FGA</u>	<u>Pct</u>	<u>FT-FTA</u>	<u>Pct</u>	<u>Off</u>	<u>Def</u>	<u>Tot</u>	<u>Avg</u>	<u>PF</u>	<u>FO</u>	<u>A</u>	<u>TO</u>	<u>Blk</u>	<u>Stl</u>	<u>Pts</u>	<u>Avg</u>
Tyler Stone	1-1	40	40.0	4-11	.364	1-3	.333	2-2	1.000	3	10	13	13.0	4	0	2	1	2	1	11	11.0
Nino Johnson	1-1	17	17.0	3-6	.500	0-0	.000	0-1	.000	0	3	3	3.0	2	0	0	1	1	0	6	6.0
A.J. Jones	1-1	19	19.0	1-6	.167	1-2	.500	0-2	.000	2	2	4	4.0	2	0	0	2	0	0	3	3.0
Lucas Nutt	1-1	34	34.0	1-3	.333	1-3	.333	0-0	.000	0	3	3	3.0	2	0	6	1	0	1	3	3.0

## UT Martin

	<u>G-GS</u>	<u>Min</u>	<u>Avg</u>	<u>FG-FGA</u>	<u>Pct</u>	<u>3FG-3FGA</u>	<u>Pct</u>	<u>FT-FTA</u>	<u>Pct</u>	<u>Off</u>	<u>Def</u>	<u>Tot</u>	<u>Avg</u>	<u>PF</u>	<u>FO</u>	<u>A</u>	<u>TO</u>	<u>Blk</u>	<u>Stl</u>	<u>Pts</u>	<u>Avg</u>
Tyler Stone	4-4	107	26.8	26-44	.591	1-2	.500	7-13	.538	5	22	27	6.8	12	1	2	3	6	1	60	15.0
Lucas Nutt	6-4	163	27.2	20-37	.541	8-19	.421	23-29	.793	2	13	15	2.5	9	0	33	7	0	3	71	11.8
Nino Johnson	3-1	74	24.7	10-16	.625	0-0	.000	10-19	.526	9	20	29	9.7	7	0	0	7	8	0	30	10.0
A.J. Jones	2-2	42	21.0	1-10	.100	1-3	.333	6-6	1.000	1	1	2	1.0	3	0	2	5	1	1	9	4.5

## Williams Baptist College

	<u>G-GS</u>	<u>Min</u>	<u>Avg</u>	<u>FG-FGA</u>	<u>Pct</u>	<u>3FG-3FGA</u>	<u>Pct</u>	<u>FT-FTA</u>	<u>Pct</u>	<u>Off</u>	<u>Def</u>	<u>Tot</u>	<u>Avg</u>	<u>PF</u>	<u>FO</u>	<u>A</u>	<u>TO</u>	<u>Blk</u>	<u>Stl</u>	<u>Pts</u>	<u>Avg</u>
Lucas Nutt	1-0	27	27.0	4-8	.500	2-3	.667	0-0	.000	1	2	3	3.0	1	0	12	1	0	4	10	10.0





2012-13 REVIEW





# 2013-14 SOUTHEAST MISSOURI MEN'S BASKETBALL GUIDE

All Games (17-16; 9-5 Home; 7-8 Away; 1-3 Neutral; 8-8 and t5th in the OVC/2nd in OVC West)

		TOTAL					3-PTS			REBOUNDS																	
No.	Player	GP	GS	Min	Avg	FG	FGA	Pct	3FG	3FGA	Pct	FT	FTA	Pct	Off	Def	Tot	Avg	PF	FO	A	TO	Blk	Stl	Pts	Avg	
33	Tyler Stone	33	29	1063	32.2	205	417	.492	11	46	.239	91	115	.791	57	200	257	7.8	72	4	39	50	44	25	512	15.5	
4	Corey Wilford	31	27	890	28.7	156	343	.455	82	193	.425	51	71	.718	27	85	112	3.6	66	3	69	55	9	24	445	14.4	
1	Nino Johnson	33	27	912	27.6	142	251	.566	1	6	.167	81	152	.533	72	217	289	8.8	96	3	37	76	84	21	366	11.1	
23	Marland Smith	33	21	964	29.2	111	250	.444	63	147	.429	49	71	.690	32	98	130	3.9	56	0	74	42	6	27	334	10.1	
2	A.J. Jones	33	24	666	20.2	105	229	.459	30	70	.429	44	72	.611	36	74	110	3.3	82	3	53	68	9	19	284	8.6	
3	Nick Niemczyk	31	4	716	23.1	78	202	.386	46	127	.362	32	36	.889	13	52	65	2.1	69	1	47	23	3	24	234	7.5	
11	Michael Porter	1	0	16	16.0	3	6	.500	0	0	.000	0	0	.000	1	2	3	3.0	3	0	0	1	0	0	6	6.0	
13	Lucas Nutt	33	33	942	28.5	51	115	.443	19	49	.388	63	75	.840	9	63	72	2.2	74	1	178	71	4	25	184	5.6	
24	Jared White	25	0	208	8.3	17	35	.486	4	5	.800	19	22	.864	3	18	21	0.8	30	0	22	25	0	4	57	2.3	
41	Colin Ferguson	13	0	63	4.8	6	13	.462	0	0	.000	0	0	.000	1	4	5	0.4	20	0	0	2	0	2	12	0.9	
10	Matt Floyd	4	0	7	1.8	1	3	.333	0	0	.000	0	0	.000	1	0	1	0.3	0	0	0	0	0	0	2	0.5	
15	Jacob Tolbert	27	0	178	6.6	5	12	.417	0	1	.000	0	0	.000	17	31	48	1.8	37	0	3	8	3	2	10	0.4	
TM	TEAM.....														39	68	107	3.2	0			2			0		
	Total.....	33	-	6625	-	880	1876	.469	256	644	.398	430	614	.700	308	912	1220	37.0	605	15	522	423	162	173	2446	74.1	
	Opponents.....	33	-	6625	-	823	2048	.402	215	665	.323	499	704	.709	428	788	1216	36.8	550	-	408	348	114	216	2360	71.5	

## 2012-13 Results

Date	Opponent	Result	Score	Attendance	Team Statistics	SEMO	Opponent		
11-09-12	at Kansas \$	L	55-74	16,300	SCORING.....	2446	2360		
11-12-12	LYON COLLEGE	W	89-61	1,909	Points per game.....	74.1	71.5		
11-15-12	MCNEESE STATE	W	64-53	2,125	Scoring margin.....	+2.6	-		
11-18-12	at Chattanooga \$	W	77-65	2,524	FIELD GOALS-ATTEMPTED .....	880-1876	823-2048		
11-19-12	vs. Louisiana Tech \$	L	63-67	2,457	Field goal percentage .....	.469	.402		
11-20-12	vs. Troy \$	L	56-59	2,395	3 POINT FIELD GOALS-ATTEMPTED .....	256-644	215-665		
11-24-12	at Illinois-Chicago	L	45-56	2,542	3-point FG percentage.....	.398	.323		
11-26-12	HANNIBAL-LAGRANGE	W	96-55	1,714	3-pt FG made per game .....	7.8	6.5		
11-29-12	at New Orleans	W	83-67	442	FREE THROWS-ATTEMPTED .....	430-614	499-704		
12-01-12	at Southeastern Louisiana	W	61-58	843	Free throw percentage.....	.700	.709		
12-04-12	at Missouri	L	65-81	7,905	Free throws made per game.....	13.0	15.1		
12-08-12	CENTRAL ARKANSAS	L	85-88	2,384	REBOUNDS .....	1220	1216		
12-19-12	NEW ORLEANS	W	94-71	1,820	Rebounds per game .....	37.0	36.8		
12-22-12	at UMKC	W	66-65	886	Rebounding margin .....	+0.1	-		
12-29-12	UT MARTIN*	W	65-60	1,752	ASSISTS .....	522	408		
01-03-13	AUSTIN PEAY*	W	86-84	1,845	Assists per game .....	15.8	12.4		
01-05-13	MURRAY STATE*	L	66-74	4,915	TURNOVERS .....	423	348		
01-10-13	at Belmont*	L	72-107	1,923	Turnovers per game .....	12.8	10.5		
01-12-13	at Tennessee State*	L	69-81	776	Turnover margin .....	-2.3	-		
01-17-13	MOREHEAD STATE*	L	59-75	1,856	Assist/turnover ratio .....	1.2	1.2		
01-19-13	TENNESSEE TECH*	W	74-62	2,294	STEALS.....	173	216		
01-24-13	at SIU Edwardsville*	L	77-80	1,989	Steals per game.....	5.2	6.5		
01-26-13	at Eastern Illinois*	L	72-78 <sup>OT</sup>	1,288	BLOCKS.....	162	114		
02-02-13	EASTERN KENTUCKY*	L	72-81	2,922	Blocks per game .....	4.9	3.5		
02-07-13	SIU EDWARDSVILLE*	W	76-67	2,212	ATTENDANCE .....	32741	58641		
02-09-13	EASTERN ILLINOIS*	W	77-64	2,509	Home games-Avg/Game .....	14-2339	15-3425		
02-16-13	at UT Martin*	W	96-74	2,541	Neutral site-Avg/Game .....	-	4-1815		
02-20-13	at Jacksonville State*	L	65-67	2,013					
02-23-13	BALL STATE !	L	82-85	2,484					
02-28-13	at Austin Peay*	W	108-81	1,920	Score by Periods	1st	2nd	OT	Totals
03-02-13	at Murray State*	W	84-68	7,489	Southeast Missouri	1209	1226	11	2446
03-06-13	vs. Eastern Illinois ^	W	78-68	1,010	Opponents	1050	1293	17	2360
03-07-13	vs. Eastern Kentucky ^	L	69-84	1,398					

\* - Ohio Valley Conference Game

\$ - CBE Classic

! - ESPN BracketBuster

^ - Ohio Valley Conference Tournament (Nashville, Tenn.)

HOME GAMES IN ALL CAPS



**Conference Games (8-8 Overall; 5-3 Home; 3-5 Away)**

					TOTAL			3-PTS			REBOUNDS																
No.	Player	GP	GS	Min	Avg	FG	FGA	Pct	3FG	3FGA	Pct	FT	FTA	Pct	Off	Def	Tot	Avg	PF	FO	A	TO	Blk	Stl	Pts	Avg	
4	Corey Wilford	16	16	469	29.3	86	181	.475	46	104	.442	23	28	.821	17	40	57	3.6	37	2	31	31	4	11	241	15.1	
33	Tyler Stone	16	14	488	30.5	86	178	.483	5	22	.227	42	59	.712	20	93	113	7.1	41	4	21	21	21	7	219	13.7	
23	Marland Smith	16	9	486	30.4	58	123	.472	38	79	.481	19	29	.655	16	47	63	3.9	26	0	41	19	4	10	173	10.8	
1	Nino Johnson	16	11	437	27.3	62	112	.554	0	2	.000	35	73	.479	41	90	131	8.2	56	2	15	35	39	9	159	9.9	
2	A.J. Jones	16	13	349	21.8	57	120	.475	15	35	.429	29	44	.659	19	41	60	3.8	46	2	27	33	6	9	158	9.9	
3	Nick Niemczyk	14	1	321	22.9	38	98	.388	24	61	.393	19	23	.826	9	17	26	1.9	29	0	26	13	1	12	119	8.5	
13	Lucas Nutt	16	16	445	27.8	26	56	.464	8	23	.348	38	47	.809	6	30	36	2.3	37	0	90	36	0	16	98	6.1	
11	Michael Porter	1	0	16	16.0	3	6	.500	0	0	.000	0	0	.000	1	2	3	3.0	3	0	0	1	0	0	6	6.0	
24	Jared White	13	0	132	10.2	9	21	.429	4	5	.800	13	16	.813	0	11	11	0.8	23	0	14	16	0	2	35	2.7	
10	Matt Floyd	2	0	2	1.0	1	1	1.000	0	0	.000	0	0	.000	0	0	0	0.0	0	0	0	0	0	0	2	1.0	
15	Jacob Tolbert	11	0	58	5.3	3	6	.500	0	0	.000	0	0	.000	8	5	13	1.2	10	0	1	2	2	2	6	0.5	
41	Colin Ferguson	7	0	22	3.1	1	1	1.000	0	0	.000	0	0	.000	0	1	1	0.1	8	0	0	1	0	1	2	0.3	
TM	TEAM.....														20	37	57	3.6	0			0			0		
	Total.....	16	-	3225	-	430	903	.476	140	331	.423	218	319	.683	157	414	571	35.7	316	10	266	208	77	79	1218	76.1	
	Opponents.....	16	-	3225	-	424	988	.429	116	317	.366	239	359	.666	220	366	586	36.6	288	-	217	174	61	97	1203	75.2	

**Home Games (9-5 Overall, 5-3 OVC)**

					TOTAL			3-PTS			REBOUNDS															
No.	Player	GP	GS	Min	Avg	FG	FGA	Pct	3FG	3FGA	Pct	FT	FTA	Pct	Off	Def	Tot	Avg	PF	FO	A	TO	Blk	Stl	Pts	Avg
33	Tyler Stone	14	13	453	32.4	91	170	.535	3	11	.273	44	58	.759	17	75	92	6.6	26	1	15	19	17	9	229	16.4
1	Nino Johnson	14	10	390	27.9	70	106	.660	0	2	.000	47	89	.528	40	97	137	9.8	33	0	18	32	38	10	187	13.4
4	Corey Wilford	13	12	341	26.2	59	132	.447	26	74	.351	26	36	.722	12	32	44	3.4	21	1	25	18	3	11	170	13.1
23	Marland Smith	14	10	378	27.0	47	103	.456	29	63	.460	18	27	.667	13	42	55	3.9	22	0	25	16	3	11	141	10.1
2	A.J. Jones	14	11	314	22.4	52	108	.481	15	36	.417	16	25	.640	20	34	54	3.9	36	2	25	36	7	12	135	9.6
3	Nick Niemczyk	12	0	245	20.4	28	75	.373	15	44	.341	12	13	.923	5	17	22	1.8	24	0	18	8	1	8	83	6.9
13	Lucas Nutt	14	14	414	29.6	24	56	.429	6	22	.273	36	43	.837	3	24	27	1.9	37	1	80	32	0	12	90	6.4
11	Michael Porter	1	0	16	16.0	3	6	.500	0	0	.000	0	0	.000	1	2	3	3.0	3	0	0	1	0	0	6	6.0
24	Jared White	11	0	120	10.9	9	19	.474	2	2	1.000	12	14	.857	2	12	14	1.3	17	0	14	14	0	2	32	2.9
41	Colin Ferguson	5	0	32	6.4	4	10	.400	0	0	.000	0	0	.000	1	2	3	0.6	8	0	0	1	0	0	8	1.6
15	Jacob Tolbert	13	0	92	7.1	2	6	.333	0	1	.000	0	0	.000	10	16	26	2.0	13	0	2	3	1	1	4	0.3
10	Matt Floyd	2	0	5	2.5	0	2	.000	0	0	.000	0	0	.000	1	0	1	0.5	0	0	0	0	0	0	0	0.0
TM	TEAM.....														16	37	53	3.8	0			1			0	
	Total.....	14	-	-	-	389	793	.491	96	255	.376	211	305	.692	141	390	531	37.9	240	5	222	181	70	76	1085	77.5
	Opponents.....	14	-	-	-	350	867	.404	98	282	.348	182	267	.682	176	318	494	35.3	257	-	174	166	43	100	980	70.0

### Away Games (7-8 Overall, 3-5 OVC)

					TOTAL			3-PTS			REBOUNDS															
No.	Player	GP	GS	Min	Avg	FG	FGA	Pct	3FG	3FGA	Pct	FT	FTA	Pct	Off	Def	Tot	Avg	PF	FO	A	TO	Blk	Stl	Pts	Avg
4	Corey Wilford	14	13	422	30.1	79	158	.500	47	89	.528	17	20	.850	10	40	50	3.6	35	1	34	31	5	8	222	15.9
23	Tyler Stone	15	13	477	31.8	88	198	.444	7	30	.233	34	42	.810	25	97	122	8.1	40	3	20	25	22	10	217	14.5
33	Marland Smith	15	10	468	31.2	51	114	.447	28	67	.418	25	35	.714	13	38	51	3.4	25	0	42	20	3	11	155	10.3
1	Nino Johnson	15	13	431	28.7	55	108	.509	1	3	.333	28	50	.560	27	105	132	8.8	52	2	13	35	37	9	139	9.3
2	A.J. Jones	15	9	270	18.0	44	99	.444	13	27	.481	24	40	.600	10	32	42	2.8	38	1	23	22	2	6	125	8.3
3	Nick Niemczyk	15	2	357	23.8	39	101	.386	24	66	.364	19	22	.864	6	24	30	2.0	32	0	21	13	1	15	121	8.1
13	Lucas Nutt	15	15	401	26.7	24	49	.490	12	22	.545	19	24	.792	6	26	32	2.1	26	0	70	31	1	9	79	5.3
24	Jared White	12	0	85	7.1	8	15	.533	2	3	.667	7	8	.875	1	6	7	0.6	12	0	8	10	0	2	25	2.1
10	Matt Floyd	2	0	2	1.0	1	1	1.000	0	0	.000	0	0	.000	0	0	0	0.0	0	0	0	0	0	0	2	1.0
15	Jacob Tolbert	11	0	81	7.4	3	6	.500	0	0	.000	0	0	.000	7	15	22	2.0	22	0	1	4	2	1	6	0.5
41	Colin Ferguson	8	0	31	3.9	2	3	.667	0	0	.000	0	0	.000	0	2	2	0.3	12	0	0	1	0	2	4	0.5
TM	TEAM.....														20	28	48	3.2	0			0			0	
	Total.....	15	-	-	-	394	852	.462	134	307	.436	173	241	.718	125	413	538	35.9	294	7	232	192	73	73	1095	73.0
	Opponents.....	15	-	-	-	380	948	.401	92	297	.310	250	356	.702	214	365	579	38.6	235	-	184	144	54	89	1102	73.5



# 2013-14 SOUTHEAST MISSOURI MEN'S BASKETBALL GUIDE

## Neutral Games (1-3)

							TOTAL			3-PTS			REBOUNDS													
No.	Player	GP	GS	Min	Avg	FG	FGA	Pct	3FG	3FGA	Pct	FT	FTA	Pct	Off	Def	Tot	Avg	PF	FO	A	TO	Blk	Stl	Pts	Avg
33	STONE, Tyler	4	3	133	33.2	26	49	.531	1	5	.200	13	15	.867	15	28	43	10.8	6	0	4	6	5	6	66	16.5
4	WILFORD, Corey	4	2	127	31.8	18	53	.340	9	30	.300	8	15	.533	5	13	18	4.5	10	1	10	6	1	5	53	13.3
1	JOHNSON, Nino	4	4	91	22.8	17	37	.459	0	1	.000	6	13	.462	5	15	20	5.0	11	1	6	9	9	2	40	10.0
23	SMITH, Marland	4	1	118	29.5	13	33	.394	6	17	.353	6	9	.667	6	18	24	6.0	9	0	7	6	0	5	38	9.5
3	NIEMCZYK, Nick	4	2	114	28.5	11	26	.423	7	17	.412	1	1	1.000	2	11	13	3.3	13	1	8	2	1	1	30	7.5
2	JONES, A.J.	4	4	82	20.5	9	22	.409	2	7	.286	4	7	.571	6	8	14	3.5	8	0	5	10	0	1	24	6.0
13	NUTT, Lucas	4	4	127	31.8	3	10	.300	1	5	.200	8	8	1.000	0	13	13	3.3	11	0	28	8	3	4	15	3.8
24	WHITE, Jared	2	0	3	1.5	0	1	.000	0	0	.000	0	0	.000	0	0	0	0.0	1	0	0	1	0	0	0	0.0
15	TOLBERT, Jacob	3	0	5	1.7	0	0	.000	0	0	.000	0	0	.000	0	0	0	0.0	2	0	0	1	0	0	0	0.0
TM	TEAM.....														3	3	6	1.5	0			1			0	
	Total.....	4	-	-	-	97	231	.420	26	82	.317	46	68	.676	42	109	151	37.8	71	3	68	50	19	24	266	66.5
	Opponents.....	4	-	-	-	93	233	.399	25	86	.291	67	81	.827	38	105	143	35.8	58	-	50	38	17	27	278	69.5

## Game-by-Game Comparison

Game totals are displayed in the format SOUTHEAST MISSOURI/OPPONENT for each category

Opponent	1st	2nd	Score	Mar	Total FG	FG Pct	3-Pointers	3FG Pct	Free Throws	FT Pct	Rebounds	Assist	TO	Block	Steal	Fouls
Kansas	17/32	38/42	55-74	(19)	18-62/24-62	.290/.387	4-16/2-21	.250/.095	15-20/24-28	.750/.857	37/49 (12)	6/12	12/13	2/10	8/5	20/18
Lyon College	46/27	43/34	89-61	+28	36-72/19-68	.500/.279	5-17/7-29	.294/.241	12-15/16-24	.800/.667	56/35 +21	17/7	11/7	4/4	2/6	14/10
McNeese State	33/24	31/29	64-53	+11	27-50/20-56	.540/.357	4-19/5-18	.211/.278	6-9/8-9	.667/.889	33/29 +4	17/11	11/10	3/1	8/9	8/11
Chattanooga	29/23	48/42	77-65	+12	26-47/21-64	.553/.328	8-20/5-19	.400/.263	17-20/18-29	.850/.621	35/38 (3)	17/13	16/10	8/0	6/9	21/17
Louisiana Tech	32/31	31/36	63-67	(4)	23-60/25-67	.383/.373	4-13/8-25	.308/.320	13-20/9-13	.650/.692	45/41 +4	13/12	15/11	6/8	5/6	16/18
Troy	24/34	32/25	56-59	(3)	19-52/23-60	.365/.383	11-27/5-19	.407/.263	7-16/8-10	.438/.800	41/36 +5	15/7	13/5	3/2	5/6	16/12
Illinois-Chicago	25/28	20/28	45-56	(11)	17-56/19-66	.304/.288	5-20/6-24	.250/.250	6-7/12-18	.857/.667	40/50 (10)	8/9	10/5	5/1	1/5	17/9
Hannibal-LaGrange	45/27	51/28	96-55	+41	36-56/22-60	.643/.367	11-16/9-24	.688/.375	13-16/2-5	.813/.400	39/24 +15	21/13	16/16	3/0	11/11	12/13
New Orleans	40/34	43/33	83-67	+16	32-60/24-63	.533/.381	7-12/1-11	.583/.091	12-16/18-25	.750/.720	43/29 +14	13/10	18/11	7/3	6/6	19/19
Southeastern La.	31/20	30/38	61-58	+3	21-45/20-62	.467/.323	9-11/4-20	.818/.200	10-19/14-19	.526/.737	36/38 (2)	14/5	17/12	5/3	4/7	17/22
Missouri	45/35	20/46	65-81	(16)	24-59/30-67	.407/.448	9-26/4-13	.346/.308	8-11/17-21	.727/.810	28/48 (20)	12/13	9/6	6/4	5/7	16/12
Central Arkansas	35/42	50/46	85-88	(3)	29-58/32-73	.500/.438	2-12/9-21	.167/.429	25-37/15-18	.676/.833	47/32 +15	9/8	17/9	7/1	2/13	17/24
New Orleans	42/39	52/32	94-71	+23	34-62/26-57	.548/.456	10-25/4-13	.400/.308	16-20/15-24	.800/.625	34/34 -	20/10	7/14	4/4	5/6	19/17
Kansas City	32/24	34/41	66-65	+1	24-52/22-63	.462/.349	3-11/10-27	.273/.370	15-21/11-13	.714/.846	34/35 (1)	13/13	7/8	5/2	3/2	14/14
UT Martin	27/30	38/30	65-60	+5	22-53/23-65	.415/.354	3-14/3-13	.214/.231	18-36/11-17	.500/.647	40/46 (6)	8/9	7/10	4/4	3/1	15/29
Austin Peay	35/30	51/54	86-84	+2	27-61/34-64	.443/.531	9-17/10-20	.529/.500	23-29/6-12	.793/.500	37/32 +5	12/23	13/14	1/5	7/7	16/20
Murray State	34/28	32/46	66-74	(8)	25-58/24-56	.431/.429	8-21/8-24	.381/.333	8-12/18-27	.667/.667	29/43 (14)	20/7	11/13	3/1	4/5	24/12
Belmont	29/48	43/59	72-107	(35)	28-63/40-65	.444/.615	7-26/11-23	.269/.478	9-14/16-27	.643/.593	36/35 +1	14/19	20/9	3/0	7/9	23/15
Tennessee State	29/43	40/38	69-81	(12)	26-60/27-55	.433/.491	11-22/8-19	.500/.421	6-16/19-22	.375/.864	32/36 (4)	13/13	8/8	0/6	3/3	17/13
Morehead State	34/34	25/41	59-75	(16)	22-48/22-54	.458/.407	3-16/6-18	.188/.333	12-21/25-34	.571/.735	23/45 (22)	10/13	11/15	5/0	8/6	24/22
Tennessee Tech	36/23	38/39	74-62	+12	23-49/23-70	.469/.329	4-16/8-24	.250/.333	24-31/8-16	.774/.500	47/33 +14	14/15	19/11	6/4	4/7	18/24
SIU Edwardsville	43/39	34/41	77-80	(3)	29-60/27-52	.483/.519	6-17/7-11	.353/.636	13-19/19-32	.684/.594	30/37 (7)	16/11	11/14	2/3	6/6	25/16
Eastern Illinois	27/33	34/28	72-78	(6)	28-66/23-63	.424/.365	11-29/9-25	.379/.360	5-11/23-27	.455/.852	34/50 (16)	19/14	9/12	8/5	6/3	23/15
Eastern Kentucky	40/38	32/43	72-81	(9)	25-53/28-53	.472/.528	4-16/9-19	.250/.474	18-25/16-18	.720/.889	31/29 +2	16/13	13/11	6/8	3/5	15/22
SIU Edwardsville	41/32	35/35	76-67	+9	26-56/25-65	.464/.385	5-14/7-21	.357/.333	19-29/10-14	.655/.714	42/35 +7	18/15	15/13	10/5	7/6	16/24
Eastern Illinois	48/23	29/41	77-64	+13	28-54/25-60	.519/.417	15-26/5-16	.577/.313	6-9/9-18	.667/.500	37/31 +6	19/13	16/8	7/3	3/12	18/11
UT Martin	50/30	46/44	96-74	+22	31-55/27-73	.564/.370	12-22/4-20	.545/.200	22-26/16-24	.846/.667	38/38 -	21/17	12/8	9/2	1/4	22/23
Jacksonville State	36/28	29/39	65-67	(2)	24-55/24-65	.436/.369	10-23/6-22	.435/.273	7-10/13-22	.700/.591	39/39 -	16/14	14/5	6/8	0/9	15/12
Ball State	39/34	43/51	82-85	(3)	29-63/27-66	.460/.409	13-26/8-22	.500/.364	11-16/23-31	.688/.742	36/46 (10)	21/17	14/15	7/3	9/6	24/18
Austin Peay	65/30	43/51	108-81	+27	40-60/29-64	.667/.453	20-33/5-18	.606/.278	8-10/18-29	.800/.621	37/24 +13	31/11	14/11	3/3	10/7	23/12
Murray State	47/39	37/29	84-68	+16	26-52/23-64	.500/.359	12-19/10-24	.632/.417	20-21/12-20	.952/.600	39/33 +6	19/10	15/12	4/4	7/7	22/18
Eastern Illinois	42/29	36/39	78-68	+10	30-55/24-52	.545/.462	8-20/7-18	.400/.389	10-14/13-13	.714/1000	31/25 +6	22/17	8/10	7/4	8/5	11/13
Eastern Kentucky	31/39	38/45	69-84	(15)	25-64/21-54	.391/.389	3-22/5-24	.136/.208	16-18/37-45	.889/.822	34/41 (7)	18/14	14/12	3/3	8/10	28/15



## Game-by-Game Statistics

	Score	FG-A	Pct.	3FG-A	Pct.	FT-A	Pct.	OFF	DEF	Total	F	A	TO	B	S
Seahast Missouri	L, 55-74	18-62	.290	4-16	.250	15-20	.750	12	25	37	20	6	12	2	8
#7 Kansas		24-62	.387	2-21	.095	24-28	.857	14	35	49	18	12	13	10	5
Seahast Missouri	W, 89-61	36-72	.500	5-17	.294	12-15	.800	13	43	56	14	17	11	4	2
Lyon College		19-68	.279	7-29	.241	16-24	.667	10	25	35	10	7	7	4	6
Seahast Missouri	W, 64-53	27-50	.540	4-19	.211	6-9	.667	5	28	33	8	17	11	3	8
McNeese State		20-56	.357	5-18	.278	8-9	.889	8	21	29	11	11	10	1	9
Seahast Missouri	W, 77-65	26-47	.553	8-20	.400	17-20	.850	3	32	35	21	17	16	8	6
Chattanooga		21-64	.328	5-19	.263	18-29	.621	18	20	38	17	13	10	0	9
Seahast Missouri	L, 63-67	23-60	.383	4-13	.308	13-20	.650	12	33	45	16	13	15	6	5
Louisiana Tech		25-67	.373	8-25	.320	9-13	.692	13	28	41	18	12	11	8	6
Seahast Missouri	L, 56-59	19-52	.365	11-27	.407	7-16	.438	12	29	41	16	15	13	3	3
Troy		23-60	.383	5-19	.263	8-10	.800	9	27	36	12	7	5	2	6
Seahast Missouri	L, 45-56	17-56	.304	5-20	.250	6-7	.857	5	35	40	17	8	10	5	1
Illinois-Chicago		19-66	.288	6-24	.250	12-18	.667	15	35	50	9	9	5	1	5
Seahast Missouri	W, 96-55	36-56	.643	11-16	.688	13-16	.813	3	36	39	12	21	16	3	11
Hannibal-LaGrange		22-60	.367	9-24	.375	2-5	.400	4	20	24	13	13	16	0	11
Seahast Missouri	W, 83-67	32-60	.533	7-12	.583	12-16	.750	16	27	43	19	13	18	7	6
New Orleans		24-63	.381	1-11	.091	18-25	.720	15	14	29	19	10	11	3	6
Seahast Missouri	W, 61-58	21-45	.467	9-11	.818	10-19	.526	7	29	36	17	14	17	5	5
Southeastern Louisiana		20-62	.323	4-20	.200	14-19	.737	15	23	38	22	5	12	3	7
Seahast Missouri	L, 65-81	24-59	.407	9-26	.346	8-11	.727	6	22	28	16	12	9	6	5
#11 Missouri		30-67	.448	4-13	.308	17-21	.810	17	31	48	12	13	6	4	7
Seahast Missouri	L, 85-88	29-58	.500	2-12	.167	25-37	.676	16	31	47	17	9	17	7	2
Central Arkansas		32-73	.438	9-21	.429	15-18	.833	12	20	32	24	8	9	1	13
Seahast Missouri	W, 94-71	34-62	.548	10-25	.400	16-20	.800	8	26	34	19	20	7	4	5
New Orleans		26-57	.456	4-13	.308	15-24	.625	11	23	34	17	10	14	4	6
Seahast Missouri	W, 66-65	24-52	.462	3-11	.273	15-21	.714	5	29	34	14	13	7	5	3
Kansas City		22-63	.349	10-27	.370	11-13	.846	11	24	35	14	13	8	2	2
Seahast Missouri	W, 65-60	22-53	.415	3-14	.214	18-36	.500	11	29	40	15	8	7	4	3
UT Martin		23-65	.354	3-13	.231	11-17	.647	16	30	46	29	9	10	4	1
Seahast Missouri	W, 86-84	27-61	.443	9-17	.529	23-29	.793	11	26	37	16	12	13	1	7
Austin Peay		34-64	.531	10-20	.500	6-12	.500	7	25	32	20	23	14	5	7
Seahast Missouri	L, 66-74	25-58	.431	8-21	.381	8-12	.667	7	22	29	24	20	11	3	4
Murray State		24-56	.429	8-24	.333	18-27	.667	16	27	43	12	7	13	1	5
Seahast Missouri	L, 72-107	28-63	.444	7-26	.269	9-14	.643	13	23	36	23	14	20	3	7
Belmont		40-65	.615	11-23	.478	16-27	.593	10	25	35	15	19	9	0	9
Seahast Missouri	L, 69-81	26-60	.433	11-22	.500	6-16	.375	11	21	32	17	13	8	0	3
Tennessee State		27-55	.491	8-19	.421	19-22	.864	8	28	36	13	13	8	6	3
Seahast Missouri	L, 59-75	22-48	.458	3-16	.188	12-21	.571	4	19	23	24	10	11	5	8
Morehead State		22-54	.407	6-18	.333	25-34	.735	18	27	45	22	13	15	0	6
Seahast Missouri	W, 74-62	23-49	.469	4-16	.250	24-31	.774	11	36	47	18	14	19	6	4
Tennessee Tech		23-70	.329	8-24	.333	8-16	.500	15	18	33	24	15	11	4	7
Seahast Missouri	L, 77-80	29-60	.483	6-17	.353	13-19	.684	8	22	30	25	16	11	2	6
SIU Edwardsville		27-52	.519	7-11	.636	19-32	.594	12	25	37	16	11	4	3	6
Seahast Missouri	L, 72-78 <sup>OT</sup>	28-66	.424	11-29	.379	5-11	.455	9	25	34	23	19	9	8	6
Eastern Illinois		23-63	.365	9-25	.360	23-27	.852	18	32	50	15	14	12	5	3
Seahast Missouri	L, 72-81	25-53	.472	4-16	.250	18-25	.720	14	17	31	15	16	13	6	3
Eastern Kentucky		28-53	.528	9-19	.474	16-18	.889	8	21	29	22	13	11	8	5
Seahast Missouri	W, 76-67	26-56	.464	5-14	.357	19-29	.655	16	26	42	16	18	15	10	7
SIU Edwardsville		25-65	.385	7-21	.333	10-14	.714	16	19	35	24	15	13	5	6
Seahast Missouri	W, 77-64	28-54	.519	15-26	.577	6-9	.667	12	25	37	18	19	16	7	3
Eastern Illinois		25-60	.417	5-16	.313	9-18	.500	15	16	31	11	13	8	3	12
Seahast Missouri	W, 96-74	31-55	.564	12-22	.545	22-26	.846	6	32	38	22	21	12	9	1
UT Martin		27-73	.370	4-20	.200	16-24	.667	19	19	38	23	17	8	2	4
Seahast Missouri	L, 65-57	24-55	.436	10-23	.435	7-10	.700	11	28	39	15	16	14	6	0
Jacksonville State		24-65	.369	6-22	.273	13-22	.591	18	21	39	12	14	5	8	9
Seahast Missouri	L, 82-85	29-63	.460	13-26	.500	11-16	.688	10	26	36	24	21	14	7	9
Ball State		27-66	.409	8-22	.364	23-31	.742	19	27	46	18	17	15	3	6
Seahast Missouri	W, 108-81	40-60	.667	20-33	.606	8-10	.800	3	34	37	23	31	14	3	10
Austin Peay		29-64	.453	5-18	.278	18-29	.621	7	17	24	12	11	11	3	7
Seahast Missouri	W, 84-68	26-52	.500	12-19	.632	20-21	.952	10	29	39	22	19	15	4	7
Murray State		23-64	.359	10-24	.417	12-20	.600	17	16	33	18	10	12	4	7
Seahast Missouri	W, 78-68	30-55	.545	8-20	.400	10-14	.714	8	23	31	11	22	8	7	8
Eastern Illinois		24-52	.462	7-18	.389	13-13	1.000	5	20	25	13	17	10	4	5
Seahast Missouri	L, 69-84	25-64	.391	3-22	.136	16-18	.889	10	24	34	28	18	14	3	8
Eastern Kentucky		21-54	.389	5-24	.208	37-45	.822	11	30	41	15	14	12	3	10



# 2013-14 SOUTHEAST MISSOURI MEN'S BASKETBALL GUIDE

## Game-by-Game Leaders

<u>Opponent</u>	<u>W/L</u>	<u>Score</u>	<u>Points</u>	<u>Rebounds</u>	<u>Assists</u>	<u>Blocks</u>	<u>Steals</u>
at Kansas	L	55-74	Niemczyk - 14	Johnson - 9	Nutt - 3	Johnson - 2	Niemczyk - 3
LYON COLLEGE	W	89-61	Stone - 25	Johnson - 15	Nutt - 5	Johnson, Stone - 2	Johnson, Jones - 1
MCNEESE STATE	W	64-53	Johnson - 20	Johnson - 9	Stone, Niemczyk, Nutt - 4	Johnson - 3	Smith, Johnson, Jones - 2
at Chattanooga	W	77-65	Wilford - 21	Stone - 11	Nutt - 4	Johnson - 3	Niemczyk, Smith - 2
vs. Louisiana Tech	L	63-67	Stone - 17	Stone - 14	Niemczyk, Smith, Johnson - 3	Johnson - 5	Stone - 2
vs. Troy	L	56-59	Wilford - 20	Stone - 13	Nutt - 6	Stone - 2	Nutt, Wilford, Stone - 1
at Illinois-Chicago	L	45-56	Wilford - 15	Johnson - 10	Wilford - 3	Johnson - 3	Stone - 1
HANNIBAL-LAGRANGE	W	96-55	Jones - 24	Tolbert - 8	Nutt - 8	Johnson, Stone, Tolbert - 1	Smith - 3
at New Orleans	W	83-67	Stone - 23	Stone - 14	Nutt - 6	Johnson - 4	Johnson - 3
at Southeastern Louisiana	W	61-58	Wilford - 18	Johnson - 16	Nutt, Smith, Wilford - 4	Stone - 3	Johnson - 2
at Missouri	L	65-81	Wilford - 14	Johnson, Stone - 7	Wilford, Smith - 4	Johnson - 4	Niemczyk - 2
CENTRAL ARKANSAS	L	85-88	Stone - 32	Johnson - 16	Nutt - 3	Johnson - 5	Nutt - 2
NEW ORLEANS	W	94-71	Wilford - 18	Johnson - 9	Nutt - 10	Johnson, Jones, Smith, Stone - 1	Jones, White, Nutt, Stone, Niemczyk - 1
at UMKC	W	66-65	Stone - 28	Stone - 9	Wilford - 6	Johnson - 3	Nutt - 2
UT MARTIN	W	65-60	Stone - 23	Johnson - 14	Nutt - 6	Johnson - 3	Smith, Jones, Nutt - 1
AUSTIN PEAY	W	86-84	Wilford - 19	Johnson, Jones - 9	Smith, Nutt - 3	Johnson - 1	Wilford - 3
MURRAY STATE	L	66-74	Jones - 20	Johnson - 8	Nutt - 10	Stone - 2	Stone, Wilford, Nutt, Niemczyk - 1
at Belmont	L	72-107	Stone - 18	Stone - 8	Smith - 5	Johnson - 3	Nutt, White - 2
at Tennessee State	L	69-81	Wilford - 15	Johnson, Stone - 8	Jones - 4	None	Jones, Johnson, Niemczyk - 1
MOREHEAD STATE	L	59-75	Johnson - 13	Johnson, Wilford - 5	Nutt - 5	Johnson - 3	Nutt, White - 2
TENNESSEE TECH	W	74-62	Stone - 20	Stone - 15	Nutt, Niemczyk - 4	Johnson, Smith - 2	Wilford, Niemczyk, Stone, Nutt - 1
at SIU Edwardsville	L	77-80	Wilford - 21	Stone - 7	Nutt, Stone, Smith - 4	Johnson, Stone - 1	Jones - 2
at Eastern Illinois	L	72-78	Wilford - 20	Stone - 12	Nutt - 5	Stone - 4	Wilford, Jones, Smith - 2
EASTERN KENTUCKY	L	72-81	Wilford - 27	Johnson - 6	Johnson - 5	Stone, Johnson - 3	Jones, Smith, Johnson - 1
SIU EDWARDSVILLE	W	76-67	Johnson - 17	Johnson - 12	Nutt - 6	Johnson - 7	Nutt, Johnson - 2
EASTERN ILLINOIS	W	77-64	Smith - 29	Jones - 10	Nutt - 10	Jones, Johnson - 3	Jones, Smith, Johnson - 1
at UT Martin	W	96-74	Smith - 22	Johnson - 11	Nutt - 7	Johnson - 5	Niemczyk - 1
at Jacksonville State	L	65-67	Smith - 16	Johnson - 12	Nutt - 9	Jones, Wilford, Stone, Johnson, Niemczyk, Tolbert - 1	None
BALL STATE	L	82-85	Smith - 21	Johnson - 14	Jones - 6	Johnson - 3	Jones - 3
at Austin Peay	W	108-81	Wilford - 26	Johnson - 14	Nutt - 9	Johnson - 2	Niemczyk - 4
at Murray State	W	84-68	Jones - 20	Stone - 7	Nutt - 9	Johnson - 3	Niemczyk, Nutt - 2
vs. Eastern Illinois	W	78-68	Stone - 24	Stone, Wilford - 7	Nutt - 12	Nutt, Stone - 2	Wilford, Stone - 2
vs. Eastern Kentucky	L	69-84	Johnson - 18	Stone - 9	Nutt - 8	Johnson - 2	Smith - 3



## Game-by-Game Starters

Opponent	W/L	Score	Guard	Guard	Guard/ Forward	Guard/ Forward	Center/ Forward	First Off the Bench
at Kansas	L	55-74	Jones	Nutt	Smith, G	Stone, F	Johnson, F	Niemczyk, 14 pts., 3 steals, 33 min.
Lyon College	W	89-61	Jones	Nutt	Smith, G	Stone, F	Johnson, F	Ferguson, 6 pts., 1 reb., 13 min.
McNeese State	W	64-53	Jones	Nutt	Smith, G	Stone, F	Johnson, F	Wilford, 5 pts., 1 reb., 11 min.
at Chattanooga	W	77-65	Jones	Nutt	Niemczyk, G	Stone, F	Johnson, F	Smith, 16 pts., 3 reb., 2 steals, 31 min.
vs. Louisiana Tech	L	63-67	Jones	Nutt	Niemczyk, G	Stone, F	Johnson, F	Wilford, 16 pts., 3 reb., 29 min.
vs. Troy	L	56-59	Jones	Nutt	Niemczyk, G	Stone, F	Johnson, F	Smith, 3 pts., 6 reb., 18 min.
at Illinois-Chicago	L	45-56	Jones	Nutt	Wilford, G	Stone, F	Johnson, F	Smith, 2 pts., 3 reb., 21 min.
Hannibal-LaGrange	W	96-55	Smith	Nutt	Wilford, G	Stone, F	Johnson, F	Tolbert, 8 reb., 1 assist, 17 min.
at New Orleans	W	83-67	Smith	Nutt	Wilford, G	Stone, F	Johnson, F	Jones, 9 pts., 2 reb., 10 min.
at Southeastern Louisiana	W	61-58	Smith	Nutt	Wilford, G	Stone, F	Johnson, F	Niemczyk, 1 reb., 12 min.
at Missouri	L	65-81	Smith	Nutt	Wilford, G	Stone, F	Johnson, F	Niemczyk, 6 pts., 1 reb., 2 steals, 25 min.
Central Arkansas	L	85-88	Smith	Nutt	Wilford, G	Stone, F	Johnson, F	Niemczyk, 2 pts., 2 reb., 16 min.
New Orleans	W	94-71	Smith	Nutt	Wilford, G	Jones, G	Johnson, F	Stone, 12 pts., 4 reb., 30 min.
at Kansas City	W	66-65	Smith	Nutt	Wilford, G	Stone, F	Johnson, F	Niemczyk, 4 pts., 12 min.
UT Martin	W	65-60	Jones	Nutt	Wilford, G	Stone, F	Johnson, F	Smith, 9 pts., 5 reb., 28 min.
Austin Peay	W	86-84	Jones	Nutt	Wilford, G	Stone, F	Johnson, F	Smith, 9 pts., 4 reb., 3 assists, 28 min.
Murray State	L	66-74	Jones	Nutt	Wilford, G	Stone, F	Johnson, F	White, 1 reb., 1 assist, 6 min.
at Belmont	L	72-107	Jones	Nutt	Wilford, G	Stone, F	Johnson, F	Niemczyk, 5 pts., 16 min.
at Tennessee State	L	69-81	Jones	Nutt	Wilford, G	Stone, F	Johnson, F	Niemczyk, 13 pts., 1 steal, 31 min.
Morehead State	L	59-75	Jones	Nutt	Wilford, G	Stone, F	Johnson, F	Niemczyk, 5 pts., 1 steal, 27 min.
Tennessee Tech	W	74-62	Smith	Nutt	Wilford, G	Stone, F	Johnson, F	Porter, 6 pts., 3 reb., 16 min.
at SIU Edwardsville	L	77-80	Smith	Nutt	Wilford, G	Stone, F	Johnson, F	Niemczyk, 6 pts., 4 reb., 27 min.
at Eastern Illinois	L	72-78	Smith	Nutt	Wilford, G	Stone, F	Johnson, F	Niemczyk, 8 pts., 2 reb., 31 min.
Eastern Kentucky	L	72-81	Smith	Nutt	Wilford, G	Jones, G	Stone, F	Niemczyk, 4 pts., 3 reb., 17 min.
SIU Edwardsville	W	76-67	Smith	Nutt	Wilford, G	Jones, G	Stone, F	White, 7 pts., 4 assists, 23 min.
Eastern Illinois	W	77-64	Smith	Nutt	Wilford, G	Jones, G	Stone, F	Johnson, 2 pts., 6 reb., 3 blocks, 19 min.
at UT Martin	W	96-74	Smith	Nutt	Wilford, G	Jones, G	Stone, F	Johnson, 9 pts., 11 reb., 5 blocks, 29 min.
at Jacksonville State	L	65-67	Smith	Nutt	Wilford, G	Jones, G	Stone, F	Johnson, 11 pts., 12 reb., 27 min.
Ball State	L	82-85	Smith	Nutt	Wilford, G	Jones, G	Stone, F	Johnson, 16 pts., 14 reb., 3 blocks, 23 min.
at Austin Peay	W	108-81	Smith	Nutt	Wilford, G	Jones, G	Johnson, F	Stone, 20 pts., 5 reb., 1 block, 18 min.
at Murray State	W	84-68	Niemczyk	Nutt	Wilford, G	Jones, G	Johnson, F	Smith, 6 pts., 4 reb., 31 min.
vs. Eastern Illinois	W	78-68	Smith	Nutt	Wilford, G	Jones, G	Johnson, F	Stone, 24 pts., 7 reb., 2 blocks, 24 min.
vs. Eastern Kentucky	L	69-84	Jones	Nutt	Wilford, G	Stone, F	Johnson, F	Niemczyk, Smith, 12 pts.

## Starting Lineup Combinations

Record	Guard	Guard	Guard/Forward	Forward	Center/Forward
2-1	Nutt	Jones	Smith, G	Stone, F	Johnson, F
1-2	Nutt	Jones	Niemczyk, G	Stone, F	Johnson, F
2-6	Nutt	Jones	Wilford, G	Stone, F	Johnson, F
5-4	Nutt	Smith	Wilford, G	Stone, F	Johnson, F
3-0	Nutt	Smith	Wilford, G	Jones, G	Johnson, F
3-3	Nutt	Smith	Wilford, G	Jones, G	Stone, F
1-0	Nutt	Niemczyk	Wilford, G	Jones, G	Johnson, F



# 2013-14 SOUTHEAST MISSOURI MEN'S BASKETBALL GUIDE

## Game-by-Game Leaders Summary (# of Games)

### Points

Corey Wilford.....	12
Tyler Stone.....	9
Marland Smith.....	4
Nino Johnson.....	4
A.J. Jones.....	3
Nick Niemczyk.....	1

### Rebounds

Nino Johnson.....	19
Tyler Stone.....	14
A.J. Jones.....	2
Corey Wilford.....	2
Jacob Tolbert.....	1

### Assists

Lucas Nutt.....	25
Marland Smith.....	6
Corey Wilford.....	4
Nick Niemczyk.....	2
Tyler Stone.....	2
Nino Johnson.....	2
A.J. Jones.....	2

### Blocks

Nino Johnson.....	25
Tyler Stone.....	10
Marland Smith.....	2
Jacob Tolbert.....	2
A.J. Jones.....	2
Nick Niemczyk.....	1
Corey Wilford.....	1
Lucas Nutt.....	1

### Steals

Lucas Nutt.....	11
A.J. Jones.....	10
Nick Niemczyk.....	10
Nino Johnson.....	8
Marland Smith.....	8
Tyler Stone.....	7
Corey Wilford.....	6
Jared White.....	2

### Dunks (# for 2012-13 Season)

Tyler Stone.....	43
Nino Johnson.....	37
A.J. Jones.....	4
Michael Porter.....	1
Colin Ferguson.....	1

### Games Played/Started

	<u>2012-13</u>	<u>CAREER</u>
Marland Smith	33/21	126/98
Lucas Nutt	33/33	105/75
Tyler Stone	33/29	64/58
Nick Niemczyk	31/4	62/24
Nino Johnson	33/27	59/27
Corey Wilford	31/27	57/28
A.J. Jones	33/24	33/24
Michael Porter	1/0	32/4
Jacob Tolbert	27/0	27/0
Jared White	25/0	25/0
Colin Ferguson	13/0	13/0
Matt Floyd	4/0	4/0

## Career Ledger

### Double-Digit Point Games

	<u>2012-13</u>	<u>Career</u>
Marland Smith.....	16	67
Tyler Stone.....	30	57
Corey Wilford.....	23	32
Lucas Nutt.....	5	28
Nick Niemczyk.....	11	25
Nino Johnson.....	20	22
A.J. Jones.....	11	11
Michael Porter.....	-	4
Jared White.....	1	1

### Double-Digit Rebound Games

	<u>2012-13</u>	<u>Career</u>
Tyler Stone.....	6	12
Nino Johnson.....	12	12
A.J. Jones.....	2	2
Marland Smith.....	-	1

### 30 Point Games

	<u>2012-13</u>	<u>Career</u>
Marland Smith.....	-	2
Tyler Stone.....	1	2

### 20+ Point Games

	<u>2012-13</u>	<u>Career</u>
Marland Smith.....	3	20
Tyler Stone.....	8	13
Corey Wilford.....	6	6
Nino Johnson.....	2	2
Lucas Nutt.....	1	3
A.J. Jones.....	3	3
Nick Niemczyk.....	1	2

### 8+ Rebound Games

	<u>2012-13</u>	<u>Career</u>
Tyler Stone.....	12	25
Nino Johnson.....	19	19
Marland Smith.....	1	7
A.J. Jones.....	3	3
Jacob Tolbert.....	1	1

### 5+ Assist Games

	<u>2012-13</u>	<u>Career</u>
Lucas Nutt.....	19	37
Marland Smith.....	2	5
Corey Wilford.....	3	3
Nino Johnson.....	1	2
A.J. Jones.....	2	2

### 3+ Steal Games

	<u>2012-13</u>	<u>Career</u>
Marland Smith.....	2	8
Nick Niemczyk.....	2	6
Corey Wilford.....	1	1
Lucas Nutt.....	1	1
A.J. Jones.....	1	1

### Double-Doubles

	<u>2012-13</u>	<u>Career</u>
Tyler Stone.....	6	12
Nino Johnson.....	10	10
A.J. Jones.....	2	2
Lucas Nutt.....	-	2
Marland Smith.....	-	1

## Southeast Missouri's 2012-13 Record:

At Home.....	9-5
On the Road.....	7-8
At Neutral Sites.....	1-3
In Ohio Valley Conference Games.....	8-8
In November.....	5-4
In December.....	4-2
In January.....	2-6
In February.....	4-3
In March.....	2-1
Leading at the Half.....	16-7
Trailing at the Half.....	1-8
Tied at the Half.....	0-1
In Overtime Games.....	0-1
The Redhawks Score First.....	12-5
In 1-4 Point Games.....	3-6
In 5-9 Point Games.....	2-3
In 10-14 Point Games.....	5-2
In 15+ Point Games.....	7-5
Leading with Five Minutes Left in Regulation.....	16-1
Trailing with Five Minutes Left in Regulation.....	1-15
Tied with Five Minutes Left in Regulation.....	0-0
Scoring Less than 50 Points.....	0-1
Scoring 50-59 Points.....	0-3
Scoring 60-69 Points.....	4-6
Scoring 70-79 Points.....	5-4
Scoring 80-89 Points.....	4-2
Scoring 90-99 Points.....	3-0
Scoring 100 or more Points.....	1-0
Giving up Less Than 50 Points.....	0-0
Giving up 50-59 Points.....	3-2
Giving up 60-69 Points.....	9-2
Giving up 70-79 Points.....	3-4
Giving up 80-89 Points.....	2-7
Giving up 90-99 Points.....	0-0
Giving up 100 or more Points.....	0-1
Shooting 50% or Better from the Field.....	11-2
Shooting Less Than 50% from the Field.....	6-14
Opponent Shoots 50% or Better from the Field.....	1-3
Opponent Shoots Less Than 50% from the Field.....	16-13
Outshooting Opponent.....	16-9
Outshot by Opponent.....	1-7
Shooting 50% or Better from 3-Point Range.....	8-2
Shooting Less Than 50% from 3-Point Range.....	9-14
Opponent Shoots 50% or Better from 3-Point Range.....	1-1
Opponent Shoots Less Than 50% from 3-Point Range.....	16-15
Shooting 50% or Better from the Free Throw Line.....	17-13
Shooting Less Than 50% from the Free Throw Line.....	0-3
Opponent Shoots 50% or Better from the Free Throw Line.....	15-16
Opponent Shoots Less Than 50% from the Free Throw Line.....	2-0
Shooting More Free Throws Than Opponent.....	9-2
Shooting Less Free Throws Than Opponent.....	6-14
Free Throws are Tied.....	2-0
Southeast's Starters Outscore Opponent's Starters.....	14-1
Opponent's Starters Outscore Southeast's Starters.....	3-14
Starter Scoring is Tied.....	0-1
Bench Outscores Opponent.....	9-10
Opponent Bench Outscores Southeast.....	8-5
Bench Scoring is Tied.....	0-1
Bench Contributes Double Figures in Points.....	14-11
No Redhawk Players Score Double Figures.....	0-0
Two Redhawk Players Score Double Figures.....	3-3
3+ Redhawk Players Score Double Figures.....	14-13
Outrebounding an Opponent.....	11-5
Opponent Outrebounds Southeast.....	4-10
Rebounds are Tied.....	2-1
Getting 10+ Assists.....	17-12
Getting 10+ Steals.....	2-0
Getting 5+ Blocks.....	9-9
Forcing more Turnovers than Opponent.....	5-7
Committing more Turnovers than Opponent.....	11-8
Turnovers are Tied.....	1-1



**Game #1 - #7 Kansas 74, Southeast Missouri 55**

November 9, 2012 • Allen Fieldhouse • Lawrence, Kan.

SEMO (0-1)	FG	3P	FT	O/D	REB	F	PTS	A	TO	B	S	M
Nino Johnson, f	4-7	1-1	3-3	3/6	9	4	12	1	4	2	0	25
Tyler Stone, f	3-15	1-3	1-2	1/5	6	3	8	0	1	0	2	34
A.J. Jones, g	2-9	0-1	5-8	0/5	5	1	9	0	1	0	0	26
Lucas Nutt, g	1-4	0-0	2-3	1/2	3	2	4	3	3	0	0	35
Marland Smith, g	1-10	0-5	2-2	1/3	4	1	4	2	2	0	2	27
Nick Niemczyk	5-14	2-6	2-2	0/1	1	2	14	0	0	0	3	33
Jacob Tolbert	1-1	0-0	0-0	2/1	3	3	2	0	1	0	0	11
Colin Ferguson	1-2	0-0	0-0	0/1	1	4	2	0	0	0	1	9
TEAM				4/1	5							
<b>Totals.....</b>	<b>18-62</b>	<b>4-16</b>	<b>15-20</b>	<b>12/25</b>	<b>37</b>	<b>20</b>	<b>55</b>	<b>6</b>	<b>12</b>	<b>2</b>	<b>8</b>	<b>200</b>
KU (1-0)	FG	3P	FT	O/D	REB	F	PTS	A	TO	B	S	M
Perry Ellis, f	5-9	0-1	5-5	3/5	8	1	15	0	0	0	1	23
Jeff Withey, c	5-12	0-0	7-10	5/7	12	0	17	0	1	5	0	30
Elijah Johnson, g	1-5	0-4	2-2	0/3	3	5	4	1	0	0	0	22
Ben McLemore, g	3-8	0-3	3-3	3/9	12	2	9	5	1	3	1	30
Travis Releford, g	3-11	0-5	3-3	2/3	5	2	9	2	4	1	1	34
Naadir Tharpe	4-11	1-6	1-1	0/1	1	1	10	2	2	0	1	28
Rio Adams	0-0	0-0	2-2	0/1	1	2	2	1	1	0	0	5
Andrew White, III	1-2	1-2	0-0	0/1	1	0	3	0	0	0	0	3
Justin Wesley	0-0	0-0	0-0	1/1	2	2	0	0	2	0	0	8
Christian Garrett	0-0	0-0	0-0	0/0	0	0	0	0	0	0	0	1
Jamari Traylor	2-4	0-0	1-2	0/1	1	3	5	1	2	1	1	16
TEAM				0/3	3							
<b>Totals.....</b>	<b>24-62</b>	<b>2-21</b>	<b>24-28</b>	<b>14/35</b>	<b>49</b>	<b>18</b>	<b>74</b>	<b>12</b>	<b>13</b>	<b>10</b>	<b>5</b>	<b>200</b>
<b>By Periods</b>	<b>1</b>	<b>2</b>	<b>Final</b>									
Southeast Missouri	17	38	55									
Kansas	32	42	74									

**FG Percentage:** SEMO 29.0, KU 38.7 **3-Point FG Percentage:** SEMO 25.0, KU 9.5**FT Percentage:** SEMO 75.0, KU 85.7 **Attendance:** 16,300**Game #2 - Southeast Missouri 89, Lyon College 61**

November 12, 2012 • Show Me Center • Cape Girardeau, Mo.

LYON (2-2)	FG	3P	FT	O/D	REB	F	PTS	A	TO	B	S	M
Slater Belew, f	2-6	0-0	0-0	1/4	5	4	4	1	0	1	1	23
Marcus Humose, g	6-15	3-10	5-6	0/0	0	0	20	0	0	0	0	30
Jordan McAllister, g	2-10	2-6	0-0	1/2	3	0	6	4	3	0	0	22
Kendall Leeks, g	0-2	0-1	0-0	0/0	0	1	0	0	1	0	1	12
Marcus Williams, g	1-5	0-2	0-0	0/1	1	1	2	0	1	0	0	19
Rickey Thomas	2-9	2-4	1-4	0/2	2	0	7	1	0	0	1	23
Stephon Martinez	1-5	0-2	0-0	0/2	2	0	2	1	1	0	2	24
Jordan Layrock	5-9	0-2	8-9	2/8	10	3	18	0	1	2	1	19
James Huddleston	0-0	0-0	0-0	0-0	0	0	0	0	0	0	0	3
Ben Worlow	0-7	0-2	2-4	1/4	5	1	2	0	0	1	0	23
Alex Kieffer	0-0	0-0	0-1	1/1	2	0	0	0	0	0	0	2
TEAM				4/1	5							
<b>Totals.....</b>	<b>19-68</b>	<b>7-29</b>	<b>16-24</b>	<b>10/25</b>	<b>35</b>	<b>10</b>	<b>61</b>	<b>7</b>	<b>7</b>	<b>4</b>	<b>6</b>	<b>200</b>
SEMO (1-1)	FG	3P	FT	O/D	REB	F	PTS	A	TO	B	S	M
Nino Johnson, f	6-9	0-0	2-2	2/13	15	3	14	2	2	2	1	24
Tyler Stone, f	10-13	0-0	5-5	1/5	6	1	25	1	0	2	0	29
A.J. Jones, g	5-9	0-2	3-6	3/7	10	2	13	3	6	0	1	28
Lucas Nutt, g	1-5	0-3	0-0	0/1	1	0	2	5	1	0	0	27
Marland Smith, g	7-15	4-8	1-1	1/6	7	0	19	4	0	0	0	29
Nick Niemczyk	3-8	1-3	0-0	0/1	1	3	7	0	1	0	0	20
Matt Floyd	0-0	0-0	0-0	0/0	0	0	0	0	0	0	0	2
Jacob Tolbert	0-3	0-1	0-0	2/5	7	0	0	0	0	0	0	14
Jared White	1-2	0-0	1-1	1/2	3	2	3	2	0	0	0	14
Colin Ferguson	3-8	0-0	0-0	1/0	1	3	6	0	1	0	0	13
TEAM				2/3	5							
<b>Totals.....</b>	<b>36-72</b>	<b>5-17</b>	<b>12-15</b>	<b>13/43</b>	<b>56</b>	<b>14</b>	<b>89</b>	<b>17</b>	<b>11</b>	<b>4</b>	<b>2</b>	<b>200</b>
<b>By Periods</b>	<b>1</b>	<b>2</b>	<b>Final</b>									
Lyon College	27	34	61									
Southeast Missouri	46	43	89									

**FG Percentage:** LYON 27.9, SEMO 50.0 **3-Point FG Percentage:** LYON 24.1, SEMO 29.4**FT Percentage:** LYON 66.7, SEMO 80.0 **Attendance:** 1,909**Game #3 - Southeast Missouri 64, McNeese State 53**

November 15, 2012 • Show Me Center • Cape Girardeau, Mo.

MSU (1-2)	FG	3P	FT	O/D	REB	F	PTS	A	TO	B	S	M
DeSharick Guidry, f	4-8	0-1	1-2	2/3	5	0	9	1	0	0	0	29
Austin Lewis, f	3-7	0-0	0-0	3/2	5	2	6	0	1	1	1	19
Jeremie Mitchell, g	3-7	3-5	0-0	0/2	2	3	9	1	4	0	2	25
Dontae Cannon, g	2-11	0-4	6-6	0/2	2	1	10	3	2	0	2	36
Kevin Hardy, g	4-7	0-0	1-1	2/3	5	2	9	5	1	0	3	36
Shaun Johnson	0-2	0-2	0-0	0/0	0	0	0	0	0	0	0	4
Jordan Wells	1-6	0-0	0-0	0/1	1	2	2	0	0	0	0	10
Adrian Fields	1-4	1-3	0-0	0/4	4	1	3	0	0	0	0	28
Brandon Regis	1-3	1-3	0-0	0/0	0	0	3	1	0	0	1	8
Pete Kpan	1-1	0-0	0-0	2/0	2	0	2	0	1	0	0	5
TEAM				0/3	3							
<b>Totals.....</b>	<b>20-56</b>	<b>5-18</b>	<b>8-9</b>	<b>9/20</b>	<b>29</b>	<b>11</b>	<b>53</b>	<b>11</b>	<b>10</b>	<b>1</b>	<b>9</b>	<b>200</b>
SEMO (2-1)	FG	3P	FT	O/D	REB	F	PTS	A	TO	B	S	M
Nino Johnson, f	9-11	0-0	2-5	2/7	9	0	20	2	1	3	2	34
Tyler Stone, f	8-11	0-2	2-2	1/6	7	0	18	4	0	0	1	37
A.J. Jones, g	2-7	0-2	0-0	1/2	3	0	4	2	4	0	2	27
Lucas Nutt, g	1-4	0-2	0-0	0/1	1	3	2	4	3	0	0	35
Marland Smith, g	1-5	1-5	0-0	0/5	5	1	3	1	2	0	2	27
Nick Niemczyk	4-8	2-5	0-0	0/4	4	2	10	4	0	0	1	25
Corey Wilford	1-3	1-3	2-2	0/1	1	0	5	0	0	0	0	11
Jacob Tolbert	1-1	0-0	0-0	0/0	0	2	2	0	0	0	0	4
TEAM				1/2	3							
<b>Totals.....</b>	<b>27-50</b>	<b>4-19</b>	<b>6-9</b>	<b>5/28</b>	<b>33</b>	<b>8</b>	<b>64</b>	<b>17</b>	<b>11</b>	<b>3</b>	<b>8</b>	<b>200</b>
<b>By Periods</b>	<b>1</b>	<b>2</b>	<b>Final</b>									
McNeese State	24	29	53									
Southeast Missouri	33	31	64									

**FG Percentage:** MSU 35.7, SEMO 54.0 **3-Point FG Percentage:** MSU 27.8, SEMO 21.1**FT Percentage:** MSU 88.9, SEMO 66.7 **Attendance:** 2,125**Game #4 - Southeast Missouri 77, Chattanooga 65**

November 18, 2012 • McKenzie Arena • Chattanooga, Tenn.

SEMO (3-1)	FG	3P	FT	O/D	REB	F	PTS	A	TO	B	S	M
Nino Johnson, f	3-3	0-0	1-2	0/8	8	4	7	2	4	3	0	27
Tyler Stone, f	6-10	0-1	4-4	0/11	11	2	16	3	3	2	0	37
A.J. Jones, g	4-9	2-3	0-2	1/2	3	2	10	3	0	0	1	23
Nick Niemczyk, g	0-4	0-4	4-4	0/1	1	4	4	3	2	0	2	26
Lucas Nutt, g	1-2	1-1	0-0	0/0	0	4	3	4	4	0	0	17
Corey Wilford	6-10	3-6	6-6	1/4	5	1	21	1	1	2	1	29
Jacob Tolbert	0-0	0-0	0-0	0/1	1	3	0	1	0	0	0	10
Jared White	0-0	0-0	0-0	0/0	0	0	0	0	0	0	0	0+
TEAM				0/3	3							
<b>Totals.....</b>	<b>26-47</b>	<b>8-20</b>	<b>17-20</b>	<b>3/32</b>	<b>35</b>	<b>21</b>	<b>77</b>	<b>17</b>	<b>16</b>	<b>8</b>	<b>6</b>	<b>200</b>
UC (1-2)	FG	3P	FT	O/D	REB	F	PTS	A	TO	B	S	M
Drazen Zlovacic, f	6-12	0-0	2-4	4/3	7	0	14	0	0	0	0	23
Casey Jones, f	2-10	1-3	2-2	1/0	1	3	7	2	2	0	2	27
Z. Mason, f	4-10	1-3	5-6	2/4	6	2	14	0	1	0	0	23
Ronnico White, g	1-6	0-2	4-6	1/4	5	1	6	2	2	0	0	23
Gee McGhee, g	3-8	3-7	1-4	0/1	1	2	10	2	1	0	1	24
Lance Stokes	3-5	0-0	1-1	2/1	3	2	7	0	0	0	3	15
Sam Watson	0-0	0-0	0-0	0/0	0	1	0	0	0	0	1	6
Martynas Bareika	0-3	0-0	0-0	0/1	1	2	0	2	1	0	0	10
Eric Robertson	2-4	0-1	0-0	2/1	3	1	4	3	0	0	1	16
Farad Cobb	0-5	0-3	0-0	1/2	3	1	0	2	2	0	1	21
Jared Bryant	0-1	0-0	3-6	2/0	2	2	3	0	1	0	0	12
TEAM				3/3	6							
<b>Totals.....</b>	<b>21-64</b>	<b>5-19</b>	<b>18-29</b>	<b>18/20</b>	<b>38</b>	<b>17</b>	<b>65</b>	<b>13</b>	<b>10</b>	<b>0</b>	<b>9</b>	<b>200</b>
<b>By Periods</b>	<b>1</b>	<b>2</b>	<b>Final</b>									
Southeast Missouri	29	48	77									
Chattanooga	23	42	65									

**FG Percentage:** SEMO 55.3, UC 32.8 **3-Point FG Percentage:** SEMO 40.0, UC 26.3**FT Percentage:** SEMO 85.0, UC 62.1 **Attendance:** 2,524

# 2013-14 SOUTHEAST MISSOURI MEN'S BASKETBALL GUIDE

## Game #5 - Louisiana Tech 67, Southeast Missouri 63

November 19, 2012 • McKenzie Arena • Chattanooga, Tenn.

LA. TECH (3-1)	FG	3P	FT	O/D	REB	F	PTS	A	TO	B	S	M
Michale Kyser, f	2-5	0-0	0-0	3/5	8	3	4	1	0	5	1	27
Brandon Gibson, g	5-13	2-7	0-1	0/5	5	4	12	1	1	1	0	30
Raheem Appleby, g	8-22	1-5	4-6	1/2	3	0	21	3	2	1	1	31
Kenneth Smith, g	2-4	1-2	1-2	0/4	4	3	6	5	2	0	1	35
Cordarius Johnson, g	4-10	3-6	4-4	1/4	5	0	15	0	1	0	2	32
Alex Hamilton	0-1	0-0	0-0	0/2	2	0	0	0	2	0	0	4
Chris Anderson	2-3	0-0	0-0	1/1	2	4	4	0	1	1	1	7
Isaiah Massey	1-2	0-0	0-0	3/2	5	3	2	0	0	0	0	10
Kenyon McNeail	1-4	1-4	0-0	0/0	0	1	3	2	2	0	0	10
Jaron Johnson	0-3	0-1	0-0	1/0	1	0	0	0	0	0	0	10
JL Lewis	0-0	0-0	0-0	2/1	3	0	0	0	0	0	0	4
TEAM				1/2	3							
<b>Totals.....</b>	<b>25-67</b>	<b>8-25</b>	<b>9-13</b>	<b>13/28</b>	<b>41</b>	<b>18</b>	<b>67</b>	<b>12</b>	<b>11</b>	<b>8</b>	<b>6</b>	<b>200</b>
SEMO (3-2)	FG	3P	FT	O/D	REB	F	PTS	A	TO	B	S	M
Nino Johnson, f	4-13	0-0	2-5	4/6	10	3	10	3	6	5	1	34
Tyler Stone, f	6-14	0-1	5-6	5/9	14	0	17	1	2	1	2	40
A.J. Jones, g	4-6	1-2	0-1	0/3	3	0	9	0	2	0	0	17
Nick Niemczyk, g	0-2	0-1	0-0	0/5	5	3	0	3	0	0	0	25
Lucas Nutt, g	0-3	0-1	2-2	0/3	3	3	2	2	2	0	0	25
Corey Wilford	6-14	2-6	2-4	1/2	3	3	16	1	1	0	1	29
Jacob Tolbert	0-0	0-0	0-0	0/0	0	1	0	0	0	0	0	4
Marland Smith	3-8	1-2	2-2	2/4	6	3	9	3	2	0	1	26
TEAM				0/1	1							
<b>Totals.....</b>	<b>23-60</b>	<b>4-13</b>	<b>13-20</b>	<b>12/33</b>	<b>45</b>	<b>16</b>	<b>63</b>	<b>13</b>	<b>15</b>	<b>6</b>	<b>5</b>	<b>200</b>
By Periods	1	2	Final									
Louisiana Tech	31	36	67									
Southeast Missouri	32	31	63									

FG Percentage: LA. TECH 37.3, SEMO 38.3 3-Point FG Percentage: LA. TECH 32.0, SEMO 30.8 FT Percentage: LA. TECH 69.2, SEMO 65.0 Attendance: 2,457

## Game #6 - Troy 59, Southeast Missouri 56

November 20, 2012 • McKenzie Arena • Chattanooga, Tenn.

SEMO (3-3)	FG	3P	FT	O/D	REB	F	PTS	A	TO	B	S	M
Nino Johnson, f	3-6	0-0	0-1	0/3	3	2	6	0	1	1	0	17
Tyler Stone, f	4-11	1-3	2-2	3/10	13	4	11	2	1	2	1	40
A.J. Jones, g	1-6	1-2	0-2	2/2	4	2	3	0	2	0	0	19
Nick Niemczyk, g	4-8	2-5	0-0	1/2	3	1	10	3	1	0	0	35
Lucas Nutt, g	1-3	1-3	0-0	0/3	3	2	3	6	1	0	1	34
Corey Wilford	5-14	5-11	5-9	1/4	5	2	20	3	3	0	1	36
Jacob Tolbert	0-0	0-0	0-0	0/0	0	1	0	0	1	0	0	1
Marland Smith	1-4	1-3	0-2	2/4	6	2	3	1	2	0	0	18
TEAM				3/1	4							
<b>Totals.....</b>	<b>19-52</b>	<b>11-27</b>	<b>7-16</b>	<b>12/29</b>	<b>41</b>	<b>16</b>	<b>56</b>	<b>15</b>	<b>13</b>	<b>3</b>	<b>3</b>	<b>200</b>
TROY (3-2)	FG	3P	FT	O/D	REB	F	PTS	A	TO	B	S	M
Ray Chambers, f	2-7	0-0	1-1	1/2	3	2	5	0	0	0	0	19
Antoine Myers, g	5-10	1-1	3-3	0/2	2	1	14	2	0	0	1	24
Emil Jones, g	6-14	0-1	1-1	2/7	9	0	13	3	1	1	3	39
Hunter Williams, g	4-10	2-5	0-1	0/5	5	0	10	1	1	0	0	38
Deonata Jethroe, g	3-7	0-4	0-0	2/1	3	4	6	0	0	0	2	20
R.J. Scott	2-5	2-4	0-0	0/2	2	2	6	0	3	0	0	14
Jeff Mullahey	0-1	0-1	0-0	0/0	0	0	0	0	0	0	0	5
Tevin Calhoun	1-4	0-3	3-4	1/2	3	0	5	0	0	0	0	20
Josh Warren	0-1	0-0	0-0	0/1	1	1	0	1	0	1	0	17
Westley Hinton	0-1	0-0	0-0	0/1	1	2	0	0	0	0	0	4
TEAM				3/4	7							
<b>Totals.....</b>	<b>23-60</b>	<b>5-19</b>	<b>8-10</b>	<b>9/27</b>	<b>36</b>	<b>12</b>	<b>59</b>	<b>7</b>	<b>5</b>	<b>2</b>	<b>6</b>	<b>200</b>
By Periods	1	2	Final									
Southeast Missouri	24	32	56									
Troy	34	25	59									

FG Percentage: SEMO 36.5, TROY 38.3 3-Point FG Percentage: SEMO 40.7, TROY 26.3 FT Percentage: SEMO 43.8, TROY 80.0 Attendance: 2,395

## Game #7 - Illinois-Chicago 56, Southeast Missouri 45

November 24, 2012 • UIC Pavilion • Chicago, Ill.

SEMO (3-4)	FG	3P	FT	O/D	REB	F	PTS	A	TO	B	S	M
Nino Johnson, f	3-5	0-0	0-0	0/10	10	2	6	1	3	3	0	32
Tyler Stone, f	6-19	0-2	2-3	0/6	6	2	14	1	2	1	1	39
Lucas Nutt, g	0-2	0-1	0-0	0/2	2	0	0	1	2	1	0	22
A.J. Jones, g	1-3	1-1	0-0	0/2	2	2	3	0	1	0	0	19

Corey Wilford, g	5-16	3-7	2-2	0/6	6	2	15	3	1	0	0	37
Jacob Tolbert	0-0	0-0	0-0	0/3	3	2	0	0	0	0	0	6
Marland Smith	0-4	0-3	2-2	2/1	3	3	2	0	1	0	0	21
Nick Niemczyk	2-7	1-6	0-0	1/3	4	3	5	2	0	0	0	21
Colin Ferguson	0-0	0-0	0-0	0/0	0	1	0	0	0	0	0	3
TEAM				2/2	4							
<b>Totals.....</b>	<b>17-56</b>	<b>5-20</b>	<b>6-7</b>	<b>5/35</b>	<b>40</b>	<b>17</b>	<b>45</b>	<b>8</b>	<b>10</b>	<b>5</b>	<b>1</b>	<b>200</b>
UIC (4-1)	FG	3P	FT	O/D	REB	F	PTS	A	TO	B	S	M
Marc Brown, f	1-5	0-3	2-2	2/2	4	0	4	0	0	0	2	33
Hayden Humes, f	1-11	0-5	1-2	2/10	12	2	3	2	1	0	0	36
Josh Crittle, c	7-13	0-0	3-7	2/10	12	2	17	2	2	0	1	33
Daniel Barnes, g	3-13	2-8	2-2	0/1	1	1	10	1	0	0	1	34
Gary Talton, g	4-13	2-3	4-5	2/7	9	1	14	2	1	0	0	37
Jay Parker	0-1	0-1	0-0	0/0	0	0	0	0	0	0	0	3
Joey Miller	2-7	2-4	0-0	0/3	3	0	6	1	1	0	1	13
Will Simonton	1-3	0-0	0-0	2/1	3	3	2	1	0	1	0	11
TEAM				5/1	6							
<b>Totals.....</b>	<b>19-66</b>	<b>6-24</b>	<b>12-18</b>	<b>15/35</b>	<b>50</b>	<b>9</b>	<b>56</b>	<b>9</b>	<b>5</b>	<b>1</b>	<b>5</b>	<b>200</b>
By Periods	1	2	Final									
Southeast Missouri	25	20	45									
Illinois-Chicago	28	28	56									

FG Percentage: SEMO 30.4, UIC 28.8 3-Point FG Percentage: SEMO 25.0, UIC 25.0 FT Percentage: SEMO 85.7, UIC 66.7 Attendance: 2,542

## Game #8 - Southeast Missouri 96, Hannibal-LaGrange 55

November 26, 2012 • Show Me Center • Cape Girardeau, Mo.

HLG (1-5)	FG	3P	FT	O/D	REB	F	PTS	A	TO	B	S	M
Abraham Arinyakono, f	2-3	0-1	0-0	0/3	3	3	4	1	3	0	1	18
Tony Ardison, f	2-9	1-1	0-0	0/3	3	1	5	2	3	0	2	20
Jomal Green, g	1-3	0-0	0-0	0/1	1	1	2	1	1	0	0	15
Alistair McCann, g	3-6	3-6	0-2	0/2	2	1	9	0	3	0	3	24
Arii Meuel, g	2-7	0-3	0-0	0/3	3	3	4	2	0	0	1	22
Jay Jones	1-2	0-1	0-0	1/1	2	0	2	1	0	0	2	8
Herod Montgomery	1-5	0-1	1-2	0/2	2	0	3	0	1	0	0	13
Josh Solis	2-4	0-0	0-0	0/0	0	0	4	0	0	0	1	6
Preston Steinhoff	2-2	1-1	1-1	1/0	1	1	6	2	0	0	1	19
Willie Byrd	0-5	0-1	0-0	1/3	4	1	0	2	1	0	0	21
Stephen Campbell	2-3	1-2	0-0	0/0	0	0	5	0	0	0	0	16
Jurgen Lico	4-11	3-7	0-0	1/2	3	2	11	2	3	0	0	18
TEAM				0/0	0							
<b>Totals.....</b>	<b>22-60</b>	<b>9-24</b>	<b>2-5</b>	<b>4/20</b>	<b>24</b>	<b>13</b>	<b>55</b>	<b>13</b>	<b>16</b>	<b>0</b>	<b>11</b>	<b>200</b>
SEMO (4-4)	FG	3P	FT	O/D	REB	F	PTS	A	TO	B	S	M
Nino Johnson, f	5-5	0-0	7-8	0/7	7	0	17	1	3	1	2	25
Tyler Stone, f	6-12	1-1	0-0	0/7	7	2	13	2	3	1	1	24
Corey Wilford, g	5-8	0-1	1-2	0/3	3	0	11	2	0	0	2	16
Lucas Nutt, g	1-2	1-1	2-2	0/2	2	2	5	8	1	0	0	22
Marland Smith, g	4-4	1-1	3-4	0/2	2	1	12	1	1	0	3	22
A.J. Jones	9-12	6-8	0-0	0/0	0	2	24	3	5	0	1	20
Nick Niemczyk	3-7	2-4	0-0	0/4	4	2	8	1	0	0	1	22
Matt Floyd	0-2	0-0	0-0	1/0	1	0	0	0	0	0	0	3
Jacob Tolbert	0-0	0-0	0-0	1/7	8	0	0	1	1	1	0	17
Jared White	2-2	0-0	0-0	0/2	2	1	4	2	2	0	1	18
Colin Ferguson	1-2	0-0	0-0	0/2	2	2	2	0	0	0	0	11
TEAM				1/0	1							
<b>Totals.....</b>	<b>36-56</b>	<b>11-16</b>	<b>13-16</b>	<b>3/36</b>	<b>39</b>	<b>12</b>	<b>96</b>	<b>21</b>	<b>16</b>	<b>3</b>	<b>11</b>	<b>200</b>
By Periods	1	2	Final									
Hannibal-LaGrange	27	28	55									
Southeast Missouri	45	51	96									

FG Percentage: HLG 36.7, SEMO 64.3 3-Point FG Percentage: HLG 37.5, SEMO 68.8 FT Percentage: HLG 40.0, SEMO 81.3 Attendance: 1,714

## Game #9 - Southeast Missouri 83, New Orleans 67

November 29, 2012 • Lakefront Arena • New Orleans, La.

SEMO (5-4)	FG	3P	FT	O/D	REB	F	PTS	A	TO	B	S	M
Nino Johnson, f	3-7	0-0	5-6	2/9	11	4	11	1	2	4	3	33
Tyler Stone, f	10-17	0-2	3-4	7/7	14	2	23	1	2	3	2	35
Corey Wilford, g	4-8	1-2	0-0	0/2	2	3	9	2	4	0	1	28
Lucas Nutt, g	6-8	2-3	2-2	1/2	3	2	16	6	3	0	0	29
Marland Smith, g	3-6	2-3	0-0	0/1	1	3	8	1	2	0	0	25
A.J. Jones	4-7	1-1	0-2	1/1	2	0	9	0	2	0	0	10
Nick Niemczyk	1-3	1-1	0-0	1/1	2	0	3	0	1	0	0	19



Jacob Tolbert	0-1	0-0	0-0	2/1	3	3	0	0	0	0	0	9
Jared White	1-3	0-0	2-2	1/1	2	1	4	2	2	0	0	11
Colin Ferguson	0-0	0-0	0-0	0/0	0	1	0	0	0	0	0	1
TEAM												
Totals.....	32-60	7-12	12-16	16/27	43	19	83	13	18	7	6	200
UNO (2-4)	FG	3P	FT	O/D	REB	F	PTS	A	TO	B	S	M
Eddie Denard, f	3-7	0-0	2-2	0/0	0	3	8	1	0	1	0	19
Lovell Cook, f	5-8	0-0	4-4	0/3	3	1	14	0	1	0	0	29
Traddariu McPhearson, g	2-6	0-2	2-5	0/1	1	0	6	1	1	0	2	28
Corey Blake, g	0-4	0-2	0-0	1/1	2	0	0	0	2	1	0	14
Rarlensee Nelson, g	5-12	0-1	7-10	1/3	4	2	17	5	4	0	2	34
Cory Dixon	4-10	0-0	0-0	2/1	3	4	8	1	2	1	1	21
Isaac Mack	2-7	1-2	2-2	1/2	3	2	7	1	0	0	1	25
Max Banchy	0-0	0-0	0-0	0/0	0	0	0	0	0	0	0	4
Kevin Hill	2-4	0-0	1-2	4/1	5	5	5	0	1	0	0	11
Evans Ganapamo	1-5	0-4	0-0	1/1	2	2	2	1	0	0	0	13
Maurice County	0-0	0-0	0-0	0/0	0	0	0	0	0	0	0	2
TEAM				5/1	6							
Totals.....	24-63	1-11	18-25	15/14	29	19	67	10	11	3	6	200
By Periods	1	2	Final									
Southeast Missouri	40	43	83									
New Orleans	34	33	67									

FG Percentage: SEMO 53.3, UNO 38.1 3-Point FG Percentage: SEMO 58.3, UNO 9.1  
FT Percentage: SEMO 75.0, UNO 72.0 Attendance: 442

### Game #10 - Southeast Missouri 61, Southeastern Louisiana 58

December 1, 2012 • University Center • Hammond, La.

SEMO (6-4)	FG	3P	FT	O/D	REB	F	PTS	A	TO	B	S	M
Nino Johnson, f	4-9	0-0	2-4	3/13	16	1	10	0	3	2	2	37
Tyler Stone, f	5-18	1-2	2-3	2/7	9	2	13	0	4	3	1	36
Corey Wilford, g	6-8	5-5	1-2	1/3	4	1	18	4	2	0	1	39
Lucas Nutt, g	1-2	0-0	1-2	0/0	0	2	3	4	3	0	0	20
Marland Smith, g	2-4	2-3	4-8	0/1	1	2	10	4	1	0	0	37
A.J. Jones	2-3	1-1	0-0	0/0	0	4	5	1	1	0	0	10
Nick Niemczyk	0-0	0-0	0-0	0/1	1	2	0	0	1	0	0	12
Jacob Tolbert	0-0	0-0	0-0	0/0	0	3	0	0	1	0	0	4
Jared White	1-1	0-0	0-0	0/2	2	0	2	1	1	0	0	5
TEAM				1/2	3							
Totals.....	21-45	9-11	10-19	7/29	36	17	61	14	17	5	4	200
SLU (1-5)	FG	3P	FT	O/D	REB	F	PTS	A	TO	B	S	M
Roosevelt Johnson, f	4-12	0-0	1-1	5/3	8	5	8	1	1	0	3	31
Jan Petrovic, f	0-0	0-0	0-0	2/3	5	0	0	0	1	2	1	10
Brandon Fortenberry, g	4-10	1-4	3-4	2/3	5	3	12	1	1	0	0	36
Jeremy Campbell, g	2-3	0-0	0-0	1/1	2	1	4	0	3	0	1	13
Todd Nelson, g	1-3	1-3	1-2	0/1	1	0	4	1	1	0	0	20
Dre Evas	4-10	1-5	0-0	0/3	3	2	9	0	2	0	2	24
Antonnio Benton	2-8	0-3	2-4	1/8	9	3	6	1	0	1	0	26
Jamaal James	0-0	0-0	0-0	0/0	0	1	0	0	0	0	0	4
Jeffery Ricard	1-9	0-3	8-8	1/0	1	2	10	0	1	0	0	25
Onochie Ochie	2-7	1-2	0-0	2/0	2	5	5	1	1	0	0	11
TEAM				1/1	2							
Totals.....	20-62	4-20	14-19	15/23	38	22	58	5	12	3	7	200
By Periods	1	2	Final									
Southeast Missouri	31	30	61									
Southeastern La.	20	38	58									

FG Percentage: SEMO 46.7, SLU 32.3 3-Point FG Percentage: SEMO 81.8, SLU 20.0  
FT Percentage: SEMO 52.6, SLU 73.7 Attendance: 843

### Game #11 - Missouri 81, Southeast Missouri 65

December 4, 2012 • Mizzou Arena • Columbia, Mo.

SEMO (6-5)	FG	3P	FT	O/D	REB	F	PTS	A	TO	B	S	M
Nino Johnson, f	6-12	0-1	1-2	1/6	7	2	13	1	1	4	0	35
Tyler Stone, f	5-14	1-2	2-2	3/4	7	3	13	1	0	1	1	35
Corey Wilford, g	5-12	3-8	1-2	0/2	2	4	14	4	3	1	1	28
Lucas Nutt, g	3-6	3-4	0-0	1/1	2	1	9	2	1	0	0	29
Marland Smith, g	3-9	0-5	4-5	0/4	4	2	10	4	0	0	1	33
A.J. Jones	0-0	0-0	0-0	0/0	0	1	0	0	1	0	0	2
Nick Niemczyk	2-6	2-6	0-0	0/1	1	2	6	0	1	0	2	25
Jacob Tolbert	0-0	0-0	0-0	0/2	2	1	0	0	1	0	0	10

Jared White	0-0	0-0	0-0	0/0	0	0	0	0	1	0	0	3
TEAM				1/2	3							
Totals.....	24-59	9-26	8-11	6/22	28	16	65	12	9	6	5	200
MIZZOU (7-1)	FG	3P	FT	O/D	REB	F	PTS	A	TO	B	S	M
Laurence Bowers, f	10-18	2-2	4-4	3/6	9	3	26	1	0	2	1	35
Earnest Ross, f	0-1	0-1	2-2	1/3	4	3	2	1	1	0	1	24
Alex Oriakhi, c	3-9	0-0	0-0	4/3	7	0	6	0	0	1	0	15
Phil Pressey, g	4-18	1-7	8-12	0/6	6	1	17	5	3	0	3	40
Negus Webster-Chan, g	1-3	0-1	1-1	1/1	2	0	3	1	0	0	0	24
Tony Criswell	6-8	1-1	0-0	1/2	3	2	13	0	0	0	1	21
Keion Bell	5-9	0-1	2-2	4-7	11	2	12	3	2	1	1	32
Ryan Rosburg	1-1	0-0	0-0	1/1	2	1	2	2	0	0	0	9
TEAM				2/2	4							
Totals.....	30-67	4-13	17-21	17/31	48	12	81	13	6	4	7	200
By Periods	1	2	Final									
Southeast Missouri	45	20	65									
Missouri	35	46	81									

FG Percentage: SEMO 40.7, MIZZOU 44.8 3-Point FG Percentage: SEMO 34.6, MIZZOU 30.8 FT Percentage: SEMO 72.7, MIZZOU 81.0 Attendance: 7,905

### Game #12 - Central Arkansas 88, Southeast Missouri 85

December 8, 2012 • Show Me Center • Cape Girardeau, Mo.

UCA (4-3)	FG	3P	FT	O/D	REB	F	PTS	A	TO	B	S	M
Jarvis Garner, f	5-14	2-7	3-4	1/9	10	4	15	0	2	0	2	30
Jordan Harks, f	1-2	0-0	0-0	1/2	3	5	2	0	1	0	0	15
Robert Crawford, g	12-15	7-9	8-8	1/3	4	2	39	2	1	0	2	29
LaQuentin Miles, g	9-22	0-1	0-2	3/1	4	1	18	1	4	1	2	32
DeShone McClure, g	1-5	0-2	0-0	1/0	1	2	2	3	0	0	1	28
Lenell Brown	0-0	0-0	0-0	0/0	0	0	0	0	0	0	0	0+
Ryan Williams	2-4	0-1	2-2	1/2	3	3	6	1	0	0	2	25
Zach Padgett	0-1	0-1	0-0	0/0	0	1	0	0	0	0	0	4
Oliver Wells	1-1	0-0	0-0	0/0	0	0	2	0	0	0	0	10
Daouda Berete	1-5	0-0	2-2	1/1	2	2	4	1	0	0	3	17
Terrell Brown	0-4	0-0	0-0	1/0	1	4	0	0	0	0	1	10
TEAM				2/2	4							
Totals.....	32-73	9-21	15-18	12/20	32	24	88	8	9	1	13	200
SEMO (6-6)	FG	3P	FT	O/D	REB	F	PTS	A	TO	B	S	M
Nino Johnson, f	7-13	0-1	7-15	5/11	16	1	21	1	3	5	0	37
Tyler Stone, f	14-21	1-1	3-4	1/6	7	0	32	0	2	1	0	39
Corey Wilford, g	3-9	1-4	3-5	2/2	4	1	10	2	2	1	0	31
Lucas Nutt, g	2-3	0-0	6-6	0/3	3	5	10	3	4	0	2	35
Marland Smith, g	1-4	0-1	1-2	3/3	6	1	3	1	2	0	0	22
A.J. Jones	2-4	0-1	3-3	1/2	3	5	7	2	1	0	0	14
Nick Niemczyk	0-4	0-4	2-2	0/2	2	3	2	0	2	0	0	16
Jacob Tolbert	0-0	0-0	0-0	2/1	3	0	0	0	0	0	0	4
Jared White	0-0	0-0	0-0	1/0	1	1	0	0	1	0	0	2
TEAM				1/1	2							
Totals.....	29-58	2-12	25-37	16/31	47	17	85	9	17	7	2	200
By Periods	1	2	Final									
Central Arkansas	42	46	88									
Southeast Missouri	35	50	85									

FG Percentage: UCA 43.8, SEMO 50.0 3-Point FG Percentage: UCA 42.9, SEMO 16.7  
FT Percentage: UCA 83.3, SEMO 67.6 Attendance: 2,384

### Game #13 - Southeast Missouri 94, New Orleans 71

December 19, 2012 • Show Me Center • Cape Girardeau, Mo.

UNO (3-7)	FG	3P	FT	O/D	REB	F	PTS	A	TO	B	S	M
Eddie Denard, f	5-9	0-1	1-5	1/3	4	2	11	0	0	0	1	22
Lovell Cook, f	3-9	0-0	2-2	2/1	3	2	8	1	0	0	1	24
Traddariu McPhearson, g	2-3	1-2	0-3	2/2	4	3	5	1	1	0	0	24
Corey Blake, g	4-9	2-4	3-3	1/1	2	0	13	0	3	1	1	32
Rarlensee Nelson, g	3-6	0-1	0-0	1/5	6	4	6	4	0	0	1	32
Cory Dixon	3-6	0-0	6-7	1/3	4	1	12	2	5	3	1	22
Tommy Hobbs	0-1	0-1	0-0	0/0	0	0	0	0	0	0	0	1
Isaac Mack	2-5	0-1	0-0	0/1	1	1	4	1	1	0	0	14
Max Banchy	1-1	1-1	0-0	0/0	0	0	3	0	0	0	0	6
John Reese	0-0	0-0	0-0	0/0	0	1	0	0	0	0	0	1

# 2013-14 SOUTHEAST MISSOURI MEN'S BASKETBALL GUIDE

Kevin Hill	1-4	0-0	3-4	3/2	5	3	5	0	1	0	1	10
Evans Ganapamo	1-3	0-2	0-0	0/1	1	0	2	1	1	0	0	9
Mitchell Parker	0-0	0-0	0-0	0/0	0	0	0	0	0	0	0	1
Maurice County	1-1	0-0	0-0	0/0	0	0	2	0	0	0	0	1
Travis Avery	0-0	0-0	0-0	0/0	0	0	0	0	0	0	0	1
TEAM				0/4	4					2		
<b>Totals.....</b>	<b>26-57</b>	<b>4-13</b>	<b>15-24</b>	<b>11/23</b>	<b>34</b>	<b>17</b>	<b>71</b>	<b>10</b>	<b>14</b>	<b>4</b>	<b>6</b>	<b>200</b>
<b>SEMO (7-6)</b>	<b>FG</b>	<b>3P</b>	<b>FT</b>	<b>O/D</b>	<b>REB</b>	<b>E</b>	<b>PTS</b>	<b>A</b>	<b>TO</b>	<b>B</b>	<b>S</b>	<b>M</b>
Nino Johnson, f	6-10	0-0	4-6	2/7	9	3	16	1	4	1	0	26
A.J. Jones, g	4-9	1-4	0-0	3/2	5	3	9	1	0	1	1	19
Corey Wilford, g	6-10	5-8	1-2	1/2	3	1	18	2	0	0	0	21
Lucas Nutt, g	2-5	2-4	2-2	0/2	2	2	8	10	0	0	1	30
Marland Smith, g	3-7	1-3	2-3	2/1	3	2	9	3	1	1	0	29
Nick Niemczyk	4-7	1-4	4-4	0/2	2	2	13	2	0	0	1	21
Jacob Tolbert	0-0	0-0	0-0	0/0	0	3	0	0	0	0	0	11
Jared White	3-3	0-0	3-3	0/0	0	0	9	1	0	0	1	9
Tyler Stone	6-11	0-2	0-0	0/4	4	2	12	0	2	1	1	30
Colin Ferguson	0-0	0-0	0-0	0/0	0	1	0	0	0	0	0	4
TEAM				0/6	6							
<b>Totals.....</b>	<b>34-62</b>	<b>10-25</b>	<b>16-20</b>	<b>8/26</b>	<b>34</b>	<b>19</b>	<b>94</b>	<b>20</b>	<b>7</b>	<b>4</b>	<b>5</b>	<b>200</b>
<b>By Periods</b>	<b>1</b>	<b>2</b>	<b>Final</b>									
New Orleans	39	32	71									
Southeast Missouri	42	52	94									

**FG Percentage:** UNO 45.6, SEMO 54.8 **3-Point FG Percentage:** UNO 30.8, SEMO 40.0 **FT Percentage:** UNO 62.5, SEMO 80.0 **Attendance:** 1,820

## Game #14 - Southeast Missouri 66, UMKC 65

December 22, 2012 • Swinney Rec Center • Kansas City, Mo.

<b>SEMO (8-6)</b>	<b>FG</b>	<b>3P</b>	<b>FT</b>	<b>O/D</b>	<b>REB</b>	<b>E</b>	<b>PTS</b>	<b>A</b>	<b>TO</b>	<b>B</b>	<b>S</b>	<b>M</b>
Nino Johnson, f	1-3	0-0	2-6	0/7	7	2	4	0	1	3	0	26
Tyler Stone, f	10-17	0-1	8-8	4/5	9	2	28	0	1	2	0	38
Corey Wilford, g	6-12	1-5	2-2	0/6	6	2	15	6	2	0	1	30
Lucas Nutt, g	3-5	1-2	2-3	0/2	2	1	9	5	1	0	2	35
Marland Smith, g	2-7	1-2	1-2	0/1	1	0	6	2	1	0	0	27
A.J. Jones	2-5	0-0	0-0	0/1	1	3	4	0	1	0	0	12
Nick Niemczyk	0-2	0-1	0-0	0/1	1	0	0	0	0	0	0	16
Jacob Tolbert	0-0	0-0	0-0	0/5	5	3	0	0	0	0	0	11
Jared White	0-1	0-0	0-0	0/0	0	1	0	0	0	0	0	5
TEAM				1/1	2							
<b>Totals.....</b>	<b>24-52</b>	<b>3-11</b>	<b>15-21</b>	<b>5/29</b>	<b>34</b>	<b>14</b>	<b>66</b>	<b>13</b>	<b>7</b>	<b>5</b>	<b>3</b>	<b>200</b>
<b>UMKC (4-8)</b>	<b>FG</b>	<b>3P</b>	<b>FT</b>	<b>O/D</b>	<b>REB</b>	<b>E</b>	<b>PTS</b>	<b>A</b>	<b>TO</b>	<b>B</b>	<b>S</b>	<b>M</b>
Nelson Kirksey, f	3-7	0-1	0-1	2/1	3	0	6	1	0	0	0	19
Alton Tanner, f	0-3	0-2	2-2	0/2	2	3	2	0	1	0	1	11
Fred Chatmon, c	4-10	0-0	3-3	5/8	13	2	11	0	0	1	0	32
John Burke, g	1-2	1-2	0-0	0/1	1	0	3	0	1	0	0	8
Estan Tyler, g	2-11	1-5	3-3	0/2	2	2	8	9	1	0	1	38
Nate Rogers	5-10	3-6	1-2	0/1	1	2	14	2	2	0	0	31
Mason Wedel	0-1	0-0	0-0	0/0	0	0	0	0	1	0	0	4
Thomas Staton	4-9	3-5	2-2	1/4	5	1	13	1	1	0	0	25
Caleb Johnson	0-1	0-0	0-0	0/0	0	1	0	0	0	1	0	4
Brad Reid	1-2	0-0	0-0	1/0	1	1	2	0	0	0	0	3
Kirk Korver	2-7	2-6	0-0	1/4	5	2	6	0	1	0	0	25
TEAM				1/1	2							
<b>Totals.....</b>	<b>22-63</b>	<b>10-27</b>	<b>11-13</b>	<b>11/24</b>	<b>35</b>	<b>14</b>	<b>65</b>	<b>13</b>	<b>8</b>	<b>2</b>	<b>2</b>	<b>200</b>
<b>By Periods</b>	<b>1</b>	<b>2</b>	<b>Final</b>									
Southeast Missouri	32	34	66									
Kansas City	24	41	65									

**FG Percentage:** SEMO 46.2, UMKC 34.9 **3-Point FG Percentage:** SEMO 27.3, UMKC 37.0 **FT Percentage:** SEMO 71.4, UMKC 84.6 **Attendance:** 886

## Game #15 - Southeast Missouri 65, UT Martin 60

December 29, 2012 • Show Me Center • Cape Girardeau, Mo.

<b>UTM (3-10, 0-1)</b>	<b>FG</b>	<b>3P</b>	<b>FT</b>	<b>O/D</b>	<b>REB</b>	<b>E</b>	<b>PTS</b>	<b>A</b>	<b>TO</b>	<b>B</b>	<b>S</b>	<b>M</b>
Myles Taylor, f	6-17	0-0	2-4	3/2	5	5	14	2	3	2	0	20
Jeremy Washington, f	6-8	0-0	2-4	3/7	10	4	14	0	0	1	0	23
Khristian Taylor, g	1-3	0-0	0-2	1/3	4	3	2	2	0	0	0	28
DeMarc Richardson, g	2-3	0-0	0-0	0/3	3	0	4	0	1	0	1	24
Justin Childs, g	1-6	1-3	0-0	0/0	0	4	3	2	4	1	0	12
Tobias Dowdell	4-7	0-0	1-1	4/6	10	2	9	0	2	0	0	19
Terence Smith	1-8	0-2	4-4	2/1	3	3	6	1	0	0	0	27
Bobby Jones	0-3	0-2	0-0	0/2	2	2	0	0	0	0	0	7
Mike Liabo	2-8	2-5	2-2	1/1	2	0	8	2	0	0	0	21

Omari Minor	0-0	0-0	0-0	0/0	0	0	0	0	0	0	0	3
BJ McLaughlin	0-1	0-1	0-0	0/1	1	4	0	0	0	0	0	9
Pierre Mopo	0-1	0-0	0-0	1/1	2	2	0	0	0	0	0	7
TEAM				1/3	4							
<b>Totals.....</b>	<b>23-65</b>	<b>3-13</b>	<b>11-17</b>	<b>16/30</b>	<b>46</b>	<b>29</b>	<b>60</b>	<b>9</b>	<b>10</b>	<b>4</b>	<b>1</b>	<b>200</b>
<b>SEMO (9-6, 1-0)</b>	<b>FG</b>	<b>3P</b>	<b>FT</b>	<b>O/D</b>	<b>REB</b>	<b>E</b>	<b>PTS</b>	<b>A</b>	<b>TO</b>	<b>B</b>	<b>S</b>	<b>M</b>
Nino Johnson, f	4-7	0-0	7-14	4/10	14	4	15	0	3	3	0	34
Tyler Stone, f	9-15	0-0	5-11	3/6	9	2	23	0	1	1	0	37
A.J. Jones, g	0-1	0-0	0-0	0/0	0	1	0	0	2	0	1	13
Corey Wilford, g	3-8	1-4	0-0	0/2	2	2	7	0	0	0	0	26
Lucas Nutt, g	2-4	0-2	4-7	0/2	2	2	8	6	0	0	1	37
Nick Niemczyk	1-6	1-4	0-0	0/0	0	0	3	0	0	0	0	16
Jacob Tolbert	0-0	0-0	0-0	2/3	5	2	0	1	1	0	0	9
Marland Smith	3-12	1-4	2-4	0/5	5	2	9	1	0	0	1	28
TEAM				2/1	3							
<b>Totals.....</b>	<b>22-53</b>	<b>3-14</b>	<b>18-36</b>	<b>11/29</b>	<b>40</b>	<b>15</b>	<b>65</b>	<b>8</b>	<b>7</b>	<b>4</b>	<b>3</b>	<b>200</b>
<b>By Periods</b>	<b>1</b>	<b>2</b>	<b>Final</b>									
UT Martin	30	30	60									
Southeast Missouri	27	38	65									

**FG Percentage:** UTM 35.4, SEMO 41.5 **3-Point FG Percentage:** UTM 23.1, SEMO 21.4 **FT Percentage:** UTM 64.7, SEMO 50.0 **Attendance:** 1,752

## Game #16 - Southeast Missouri 86, Austin Peay 84

January 3, 2013 • Show Me Center • Cape Girardeau, Mo.

<b>APSU (4-11, 0-1)</b>	<b>FG</b>	<b>3P</b>	<b>FT</b>	<b>O/D</b>	<b>REB</b>	<b>E</b>	<b>PTS</b>	<b>A</b>	<b>TO</b>	<b>B</b>	<b>S</b>	<b>M</b>
Will Triggs, f	14-17	0-0	1-3	3/8	11	2	29	0	2	1	0	27
Anthony Campbell, f	3-8	1-4	4-6	0/5	5	0	11	4	4	0	1	33
Chris Horton, c	0-2	0-0	0-0	0/3	3	4	0	2	1	2	1	14
Travis Betran, g	12-24	6-10	0-0	1/4	5	3	30	5	3	0	3	38
Jeremy Purvis, g	2-3	2-3	0-0	0/2	2	1	6	4	2	0	2	28
Chris Freeman	2-4	0-0	1-3	2/0	2	3	5	1	0	1	0	17
Cory Arentsen	0-1	0-1	0-0	0/0	0	1	0	1	0	0	0	9
Preston Herring	0-0	0-0	0-0	0/0	0	0	0	1	0	0	0	2
Herdie Lawrence	0-0	0-0	0-0	0/0	0	1	0	0	0	0	0	0+
AJ Lynch	0-3	0-1	0-0	0/0	0	1	0	4	2	1	0	12
Matt Hasse	1-2	1-1	0-0	0/2	2	4	3	1	0	0	0	20
TEAM				1/1	2							
<b>Totals.....</b>	<b>34-64</b>	<b>10-20</b>	<b>6-12</b>	<b>7/25</b>	<b>32</b>	<b>20</b>	<b>84</b>	<b>23</b>	<b>14</b>	<b>5</b>	<b>7</b>	<b>200</b>
<b>SEMO (10-6, 2-0)</b>	<b>FG</b>	<b>3P</b>	<b>FT</b>	<b>O/D</b>	<b>REB</b>	<b>E</b>	<b>PTS</b>	<b>A</b>	<b>TO</b>	<b>B</b>	<b>S</b>	<b>M</b>
Nino Johnson, f	4-11	0-0	4-8	4/5	9	3	12	0	1	1	0	27
Tyler Stone, f	1-8	0-0	4-4	0/6	6	5	6	1	2	0	0	23
A.J. Jones, g	7-12	1-3	1-1	2/7	9	1	16	2	4	0	1	26
Corey Wilford, g	7-12	2-5	3-5	2/0	2	0	19	2	1	0	3	27
Lucas Nutt, g	3-6	2-3	6-6	0/1	1	2	14	3	2	0	1	31
Nick Niemczyk	1-3	1-1	4-4	0/1	1	1	7	1	0	0	1	16
Jacob Tolbert	0-0	0-0	0-0	0/0	0	1	0	0	0	0	1	15
Marland Smith	3-7	2-4	1-1	1/3	4	1	9	3	1	0	0	28
Jared White	1-2	1-1	0-0	0/0	0	2	3	0	2	0	0	7
TEAM				2/3	5							
<b>Totals.....</b>	<b>27-61</b>	<b>9-17</b>	<b>23-29</b>	<b>11/26</b>	<b>37</b>	<b>16</b>	<b>86</b>	<b>12</b>	<b>13</b>	<b>1</b>	<b>7</b>	<b>200</b>
<b>By Periods</b>	<b>1</b>	<b>2</b>	<b>Final</b>									
Austin Peay	30	54	84									
Southeast Missouri	35	51	86									

**FG Percentage:** APSU 53.1, SEMO 44.3 **3-Point FG Percentage:** APSU 50.0, SEMO 52.9 **FT Percentage:** APSU 50.0, SEMO 79.3 **Attendance:** 1,845

## Game #17 - Murray State 74, Southeast Missouri 66

January 5, 2013 • Show Me Center • Cape Girardeau, Mo.

MSU (11-3, 2-0)	FG	3P	FT	O/D	REB	E	PTS	A	TO	B	S	M
Ed Daniel, f	6-11	0-1	3-7	10/7	17	3	15	0	4	0	1	37
Brandon Garrett, g	3-5	0-0	1-3	3/1	4	3	7	1	2	0	1	31
Stacy Wilson, g	4-14	3-9	3-3	0/6	6	1	14	2	2	1	2	39
Isaiah Canaan, g	8-18	3-8	9-12	1/7	8	3	28	2	3	0	1	39
Dexter Fields, g	2-7	1-5	0-0	1/1	2	1	5	1	2	0	0	22
Jeffery Moss	1-1	1-1	2-2	0/1	1	0	5	1	0	0	0	25
Zay Henderson	0-0	0-0	0-0	0/2	2	1	0	0	0	0	0	7
TEAM				1/2	3							
Totals.....	24-56	8-24	18-27	16/27	43	12	74	7	13	1	5	200



SEMO (10-7, 2-1)	FG	3P	FT	O/D	REB	F	PTS	A	TO	B	S	M
Nino Johnson, f	3-6	0-1	0-1	1/7	8	4	6	2	2	1	0	36
Tyler Stone, f	7-18	1-3	1-2	1/4	5	4	16	1	1	2	1	35
A.J. Jones, g	7-10	3-3	3-3	0/0	0	5	20	0	2	0	0	27
Corey Wilford, g	5-13	3-9	2-4	1/2	3	2	15	5	0	0	1	33
Lucas Nutt, g	1-4	0-1	2-2	0/1	1	3	4	10	2	0	1	33
Nick Niemczyk	1-2	1-2	0-0	0/0	0	2	3	1	1	0	1	13
Jacob Tolbert	0-1	0-0	0-0	1/0	1	1	0	0	0	0	0	4
Marland Smith	1-3	0-2	0-0	1/2	3	2	2	0	3	0	0	13
Jared White	0-1	0-0	0-0	0/1	1	1	0	1	0	0	0	6
TEAM				2/5	7							
<b>Totals.....</b>	<b>25-58</b>	<b>8-21</b>	<b>8-12</b>	<b>7/22</b>	<b>29</b>	<b>24</b>	<b>66</b>	<b>20</b>	<b>11</b>	<b>3</b>	<b>4</b>	<b>200</b>
<b>By Periods</b>	<b>1</b>	<b>2</b>	<b>Final</b>									
Murray State	28	46	74									
Southeast Missouri	34	32	66									

**FG Percentage:** MSU 42.9, SEMO 43.1 **3-Point FG Percentage:** MSU 33.3, SEMO 38.1

**FT Percentage:** MSU 66.7, SEMO 66.7 **Attendance:** 4,915

### Game #18 - Belmont 107, Southeast Missouri 72

January 10, 2013 • Curb Event Center • Nashville, Tenn.

SEMO (10-8, 2-2)	FG	3P	FT	O/D	REB	F	PTS	A	TO	B	S	M
Nino Johnson, f	3-7	0-1	3-5	2/4	6	4	9	0	4	3	0	20
A.J. Jones, g	5-14	1-6	2-4	2/2	4	3	13	3	3	0	0	35
Tyler Stone, f	8-16	1-4	1-1	1/7	8	1	18	4	3	0	1	33
Corey Wilford, g	3-7	2-6	0-0	0/1	1	2	8	0	4	0	0	23
Lucas Nutt, g	0-0	0-0	0-0	0/1	1	3	0	2	2	0	2	17
Nick Niemczyk	2-6	1-3	0-0	0/0	0	3	5	0	1	0	0	16
Jacob Tolbert	2-3	0-0	0-0	3/1	4	1	4	0	1	0	1	9
Marland Smith	4-8	2-6	0-0	2/4	6	0	10	5	1	0	0	27
Jared White	1-2	0-0	3-4	0/2	2	3	5	0	1	0	2	12
Colin Ferguson	0-0	0-0	0-0	0/0	0	3	0	0	0	0	1	8
TEAM				3/1	4							
<b>Totals.....</b>	<b>28-63</b>	<b>7-26</b>	<b>9-14</b>	<b>13/23</b>	<b>36</b>	<b>23</b>	<b>72</b>	<b>14</b>	<b>20</b>	<b>3</b>	<b>7</b>	<b>200</b>
BEL (12-4, 3-0)	FG	3P	FT	O/D	REB	F	PTS	A	TO	B	S	M
Blake Jenkins, f	0-1	0-1	0-0	1/2	3	3	0	2	0	0	0	22
Trevor Noack, f	10-16	3-5	7-10	3/4	7	3	30	0	1	0	1	28
Kerron Johnson, g	4-7	0-1	5-8	0/2	2	1	13	3	5	0	2	26
JJ Mann, g	4-6	3-5	0-0	1/3	4	0	11	3	2	0	1	26
Ian Clark, g	12-14	4-5	2-4	0/3	3	2	30	2	0	0	3	32
Chad Lang	2-4	0-0	0-0	1/1	2	2	4	0	0	0	0	6
Jeff Laidig	1-4	1-2	0-0	0/2	2	0	3	0	0	0	1	9
Holden Mobley	0-0	0-0	0-0	1/2	3	0	0	2	0	0	0	4
Spencer Turner	1-2	0-1	0-0	0/0	0	0	2	0	0	0	0	3
Reece Chamberlain	0-1	0-1	2-5	2/0	2	0	2	3	0	0	0	12
Craig Bradshaw	1-3	0-1	0-0	0/3	3	0	2	2	1	0	1	16
Adam Barnes	3-4	0-0	0-0	1/0	1	1	6	2	0	0	0	7
Brandon Baker	2-3	0-1	0-0	0/2	2	3	4	0	0	0	0	9
TEAM				0/1	1							
<b>Totals.....</b>	<b>40-65</b>	<b>11-23</b>	<b>16-27</b>	<b>10/25</b>	<b>35</b>	<b>15</b>	<b>107</b>	<b>19</b>	<b>9</b>	<b>0</b>	<b>9</b>	<b>200</b>
<b>By Periods</b>	<b>1</b>	<b>2</b>	<b>Final</b>									
Southeast Missouri	29	43	72									
Belmont	48	59	107									

**FG Percentage:** SEMO 44.4, BEL 61.5 **3-Point FG Percentage:** SEMO 26.9, BEL 47.8

**FT Percentage:** SEMO 64.3, BEL 59.3 **Attendance:** 1,923

### Game #19 - Tennessee State 81, Southeast Missouri 69

January 12, 2013 • Gentry Center • Nashville, Tenn.

SEMO (10-9, 2-3)	FG	3P	FT	O/D	REB	F	PTS	A	TO	B	S	M
Nino Johnson, f	7-9	0-0	0-2	2/6	8	4	14	1	3	0	1	32
A.J. Jones, g	2-6	1-1	2-6	2/1	3	2	7	4	1	0	1	16
Corey Wilford, g	5-12	4-6	1-2	2/5	7	3	15	0	1	0	0	27
Lucas Nutt, g	1-1	1-1	0-0	0/0	0	1	3	0	0	0	0	18
Tyler Stone, f	5-15	1-5	2-4	1/7	8	1	13	1	2	0	0	36
Nick Niemczyk	4-11	4-8	1-2	0/0	0	2	13	2	0	0	1	31
Marland Smith	1-5	0-1	0-0	3/1	4	2	2	3	1	0	0	27
Jared White	1-1	0-0	0-0	0/0	0	2	2	2	0	0	0	13
TEAM				1/1	2							
<b>Totals.....</b>	<b>26-60</b>	<b>11-22</b>	<b>6-16</b>	<b>11/21</b>	<b>32</b>	<b>17</b>	<b>69</b>	<b>13</b>	<b>8</b>	<b>0</b>	<b>3</b>	<b>200</b>

TSU (11-7, 5-0)	FG	3P	FT	O/D	REB	F	PTS	A	TO	B	S	M
Kellen Thornton, *	11-16	1-2	5-6	5/11	16	1	28	2	0	0	1	38
Patrick Miller, *	7-13	1-4	5-7	1/1	2	1	20	5	2	1	0	35
M.J. Rhett, *	2-6	0-0	3-3	2/3	5	3	7	0	2	0	0	13
Tashan Fredrick, *	1-3	1-2	0-0	0/0	0	1	3	1	1	1	1	18
Jordan Cyphers, *	4-7	4-6	2-2	0/3	3	2	14	1	0	0	0	31
Kharon Butcher	0-0	0-0	0-0	0/0	0	0	0	0	0	0	0	2
Jay Harris	1-2	1-2	0-0	0/0	0	1	3	0	1	0	1	13
Deshawn Dockery	0-2	0-1	0-0	0/3	3	1	0	4	1	0	0	24
Jordan Gaither	1-3	0-1	0-0	0/1	1	0	2	0	1	0	0	9
Michael Green	0-3	0-1	4-4	0/3	3	3	4	0	0	4	0	17
TEAM				0/3	3							
<b>Totals.....</b>	<b>27-55</b>	<b>8-19</b>	<b>19-22</b>	<b>8/28</b>	<b>36</b>	<b>13</b>	<b>81</b>	<b>13</b>	<b>8</b>	<b>6</b>	<b>3</b>	<b>200</b>
<b>By Periods</b>	<b>1</b>	<b>2</b>	<b>Final</b>									
Southeast Missouri	29	40	69									
Tennessee State	43	38	81									

**FG Percentage:** SEMO 43.3, TSU 49.1 **3-Point FG Percentage:** SEMO 50.0, TSU 42.1

**FT Percentage:** SEMO 37.5, TSU 86.4 **Attendance:** 776

### Game #20 - Morehead State 75, Southeast Missouri 59

January 17, 2013 • Show Me Center • Cape Girardeau, Mo.

MOR (9-10, 3-2)	FG	3P	FT	O/D	REB	F	PTS	A	TO	B	S	M
Drew Kelly, f	4-7	1-2	6-6	0/4	4	4	15	0	2	0	0	27
Chad Posthumus, c	3-9	0-0	0-0	8/5	13	3	6	1	3	0	1	25
Devon Atkinson, g	1-7	1-4	6-8	1/1	2	4	9	6	1	0	0	31
Bakari Turner, g	3-9	1-4	3-6	1/3	4	1	10	0	2	0	0	23
Angelo Warner, g	3-6	0-1	6-8	4/2	6	4	12	0	3	0	1	27
Kahlil Owens	0-0	0-0	1-2	0/1	1	0	1	0	0	0	0	6
Jarrett Stokes	2-6	2-5	2-2	0/3	3	2	8	2	0	0	1	20
Taariq Muhammad	1-2	0-1	0-0	0/4	4	1	2	3	2	0	2	22
Bruce Reed	4-5	1-1	1-2	1/3	4	2	10	1	0	0	1	12
Jason Holmes	1-3	0-0	0-0	1/0	1	1	2	0	2	0	0	7
TEAM				2/1	3							
<b>Totals.....</b>	<b>22-54</b>	<b>6-18</b>	<b>25-34</b>	<b>18/27</b>	<b>45</b>	<b>22</b>	<b>75</b>	<b>13</b>	<b>15</b>	<b>0</b>	<b>6</b>	<b>200</b>
SEMO (10-10, 2-4)	FG	3P	FT	O/D	REB	F	PTS	A	TO	B	S	M
Nino Johnson, f	5-5	0-0	3-9	1/4	5	2	13	0	1	3	1	28
Tyler Stone, f	5-10	0-1	1-2	0/4	4	1	11	0	1	2	1	35
A.J. Jones, g	2-7	0-2	2-4	1/2	3	3	6	1	0	0	0	20
Corey Wilford, g	3-11	1-5	0-0	1/4	5	5	7	1	2	0	2	28
Lucas Nutt, g	5-8	0-2	2-2	1/0	1	3	12	5	5	0	3	31
Nick Niemczyk	1-4	1-4	2-2	0/0	0	2	5	0	1	0	1	27
Jacob Tolbert	0-0	0-0	0-0	0/0	0	2	0	0	0	0	0	3
Marland Smith	1-2	1-2	0-0	0/0	0	1	3	2	1	0	0	13
Jared White	0-1	0-0	2-2	0/2	2	4	2	1	0	0	0	12
Colin Ferguson	0-0	0-0	0-0	0/0	0	1	0	0	0	0	0	3
TEAM				0/3	3							
<b>Totals.....</b>	<b>22-48</b>	<b>3-16</b>	<b>12-21</b>	<b>4/19</b>	<b>23</b>	<b>24</b>	<b>59</b>	<b>10</b>	<b>11</b>	<b>5</b>	<b>8</b>	<b>200</b>
<b>By Periods</b>	<b>1</b>	<b>2</b>	<b>Final</b>									
Morehead State	34	41	75									
Southeast Missouri	34	25	59									

**FG Percentage:** MOR 40.7, SEMO 45.8 **3-Point FG Percentage:** MOR 33.3, SEMO 18.8

**FT Percentage:** MOR 73.5, SEMO 57.1 **Attendance:** 1,856

### Game #21 - Southeast Missouri 74, Tennessee Tech 62

January 19, 2013 • Show Me Center • Cape Girardeau, Mo.

TTU (7-11, 1-5)	FG	3P	FT	O/D	REB	F	PTS	A	TO	B	S	M
Terrell Barnes, f	0-2	0-0	0-0	1/3	4	2	0	2	1	0	0	16
Dennis Ogbe, f	5-9	1-4	2-2	3/4	7	4	13	0	0	1	1	22
Lanerryl Johnson, g	3-10	2-6	2-4	0/0	0	3	10	1	3	0	0	28
Mitchell Hill, g	0-0	0-0	0-0	0/0	0	2	0	1	0	0	0	18
Jud Dillard, g	7-21	2-6	0-2	4/3	7	4	16	3	2	1	1	37
J. Samarippas	3-15	2-6	2-3	0/2	2	3	10	6	3	0	3	31
Matt Marseille	3-8	1-2	2-4	2/1	3	2	9	1	1	0	1	22
Javon McKay	0-0	0-0	0-0	0/2	2	1	0	0	0	0	1	7
Ammanuel Diressa	0-0	0-0	0-0	0/0	0	0	0	0	1	0	0	2
Ryon Riggins	0-1	0-0	0-0	1/0	1	0	0	0	0	0	0	1
Anthony Morse	2-4	0-0	0-1	3/2	5	3	4	1	0	2	0	16





FG Percentage: SIUE 38.5, SEMO 46.4 3-Point FG Percentage: SIUE 33.3, SEMO 35.7  
FT Percentage: SIUE 71.4, SEMO 65.5 Attendance: 2,212

### Game #26 - Southeast Missouri 77, Eastern Illinois 64

February 9, 2013 • Show Me Center • Cape Girardeau, Mo.

SIUE (7-18, 4-8)	FG	3P	FT	O/D	REB	F	PTS	A	TO	B	S	M
Sherman Blanford, f	5-11	0-0	1-6	4/2	6	1	11	1	0	0	1	27
Josh Piper, f	2-10	1-5	3-3	2/4	6	3	8	1	1	1	2	31
Morris Woods, g	4-9	0-0	1-2	3/1	4	1	9	0	1	0	1	15
Austin Akers, g	2-6	0-2	2-2	0/1	1	1	6	1	0	0	0	36
Taylor Jones, g	2-6	1-2	2-2	0/2	2	3	7	6	2	0	3	32
Malcolm Herron	0-2	0-1	0-0	0/0	0	0	0	1	1	0	0	10
Keenan Anderson	2-5	0-0	0-2	4/1	5	1	4	3	1	2	2	17
Cameron Harvey	1-1	1-1	0-0	0/0	0	0	3	0	0	0	0	9
Alex Austin	7-10	2-5	0-1	0/3	3	1	16	0	2	0	3	23
TEAM				2/2	4							
<b>Totals.....</b>	<b>25-60</b>	<b>5-16</b>	<b>9-18</b>	<b>15/16</b>	<b>31</b>	<b>11</b>	<b>64</b>	<b>13</b>	<b>8</b>	<b>3</b>	<b>12</b>	<b>200</b>
SEMO (13-13, 5-7)	FG	3P	FT	O/D	REB	F	PTS	A	TO	B	S	M
Tyler Stone, f	4-10	0-0	5-5	2/3	5	0	13	0	1	0	0	33
A.J. Jones, g	5-11	1-2	0-2	5/5	10	4	11	1	3	3	1	34
Corey Wilford, g	5-9	4-7	0-0	1/4	5	1	14	3	3	1	0	33
Lucas Nutt, g	2-4	0-1	1-2	0/3	3	3	5	10	4	0	0	27
Marland Smith, g	10-16	9-15	0-0	1/2	3	2	29	3	0	0	1	38
Nino Johnson	1-2	0-0	0-0	2/4	6	4	2	0	1	3	1	19
Jacob Tolbert	0-0	0-0	0-0	0/0	0	0	0	0	0	0	0	0+
Jared White	1-2	1-1	0-0	0/1	1	3	3	2	4	0	0	15
Colin Ferguson	0-0	0-0	0-0	0/0	0	1	0	0	0	0	0	1
TEAM				1/3	4							
<b>Totals.....</b>	<b>28-54</b>	<b>15-26</b>	<b>6-9</b>	<b>12/25</b>	<b>37</b>	<b>18</b>	<b>77</b>	<b>19</b>	<b>16</b>	<b>7</b>	<b>3</b>	<b>200</b>
<b>By Periods</b>	<b>1</b>	<b>2</b>	<b>Final</b>									
Eastern Illinois	23	41	64									
Southeast Missouri	48	29	77									

FG Percentage: EIU 41.7, SEMO 51.9 3-Point FG Percentage: EIU 31.3, SEMO 57.7

FT Percentage: EIU 50.0, SEMO 66.7 Attendance: 2,509

### Game #27 - Southeast Missouri 96, UT Martin 74

February 16, 2013 • Elam Center • Martin, Tenn.

SEMO (14-13, 6-7)	FG	3P	FT	O/D	REB	F	PTS	A	TO	B	S	M
A.J. Jones, g	1-9	1-3	6-6	1/1	2	2	9	2	3	1	0	29
Corey Wilford, g	4-9	1-3	0-0	1/0	1	4	9	5	3	0	0	20
Lucas Nutt, g	5-7	3-5	7-8	0/3	3	2	20	7	1	0	0	33
Marland Smith, g	8-11	5-7	1-2	0/5	5	1	22	4	1	0	0	36
Tyler Stone, f	1-3	0-1	0-0	0/6	6	5	2	1	0	2	0	16
Nino Johnson	4-7	0-0	1-2	3/8	11	3	9	0	2	5	0	29
Nick Niemczyk	6-7	2-3	7-8	1/3	4	3	21	2	0	0	1	25
Matt Floyd	1-1	0-0	0-0	0/0	0	0	2	0	0	0	0	1
Jacob Tolbert	0-0	0-0	0-0	0/0	0	1	0	0	0	1	0	2
Jared White	1-1	0-0	0-0	0/0	0	0	2	0	1	0	0	8
Colin Ferguson	0-0	0-0	0-0	0/1	1	1	0	0	1	0	0	1
TEAM				0/5	5							
<b>Totals.....</b>	<b>31-55</b>	<b>12-22</b>	<b>22-26</b>	<b>6/32</b>	<b>38</b>	<b>22</b>	<b>96</b>	<b>21</b>	<b>12</b>	<b>9</b>	<b>1</b>	<b>200</b>
UTM (7-18, 4-9)	FG	3P	FT	O/D	REB	F	PTS	A	TO	B	S	M
Terence Smith, *	9-16	1-4	7-7	2/3	5	4	26	1	1	0	0	34
Mike Liabo, *	5-14	3-8	2-3	0/1	1	3	15	2	1	0	0	28
DeMarc Richardson, *	0-0	0-0	0-0	0/0	0	2	0	3	0	0	0	15
Myles Taylor, *	5-11	0-2	1-7	1/8	9	5	11	1	3	1	0	24
Jeremy Washington, *	2-9	0-0	4-5	5/3	8	2	8	1	1	1	0	26
Tobias Dowdell	0-0	0-0	0-0	0/0	0	0	0	0	0	0	0	2
Dee Oldham	0-1	0-1	0-0	2/2	4	2	0	4	0	0	3	25
Bobby Jones	0-2	0-2	0-0	0/1	1	0	0	1	0	0	0	6
Omari Minor	0-0	0-0	0-0	0/0	0	0	0	0	0	0	0	6
Justin Childs	1-11	0-2	2-2	4/1	5	3	4	4	1	0	1	23
BJ McLaughlin	5-9	0-1	0-0	2/0	2	2	10	0	1	0	0	11
TEAM				3/0	3							
<b>Totals.....</b>	<b>27-73</b>	<b>4-20</b>	<b>16-24</b>	<b>19/19</b>	<b>38</b>	<b>23</b>	<b>74</b>	<b>17</b>	<b>8</b>	<b>2</b>	<b>4</b>	<b>200</b>
<b>By Periods</b>	<b>1</b>	<b>2</b>	<b>Final</b>									
Southeast Missouri	50	46	96									
UT Martin	30	44	74									

FG Percentage: SEMO 56.4, UTM 37.0 3-Point FG Percentage: SEMO 54.5, UTM 20.0  
FT Percentage: SEMO 84.6, UTM 66.7 Attendance: 2,541

### Game #28 - Jacksonville State 67, Southeast Missouri 65

February 20, 2013 • Pete Mathews Coliseum • Jacksonville, Ala.

SEMO (14-14, 6-8)	FG	3P	FT	O/D	REB	F	PTS	A	TO	B	S	M
A.J. Jones, g	2-6	0-2	0-0	0/2	2	2	4	1	3	1	0	14
Corey Wilford, g	5-10	5-8	0-0	1/5	6	3	15	2	2	1	0	36
Lucas Nutt, g	2-5	0-0	0-0	2/2	4	1	4	9	3	0	0	36
Marland Smith, g	4-7	4-6	4-4	2/3	5	0	16	2	3	0	0	37
Tyler Stone, f	5-15	0-2	2-2	2/5	7	3	12	0	1	1	0	29
Nino Johnson	5-6	0-0	1-4	4/8	12	4	11	1	1	1	0	27
Nick Niemczyk	1-4	1-4	0-0	0/0	0	1	3	0	1	1	0	12
Jacob Tolbert	0-1	0-0	0-0	0/1	1	1	0	0	0	1	0	6
Jared White	0-1	0-1	0-0	0/0	0	0	0	1	0	0	0	3
TEAM				0/2	2							
<b>Totals.....</b>	<b>24-55</b>	<b>10-23</b>	<b>7-10</b>	<b>11/28</b>	<b>39</b>	<b>15</b>	<b>65</b>	<b>16</b>	<b>14</b>	<b>6</b>	<b>0</b>	<b>200</b>
JSU (16-10, 8-7)	FG	3P	FT	O/D	REB	F	PTS	A	TO	B	S	M
Ronnie Boggs, *	7-14	0-1	0-0	5/7	12	4	14	4	0	0	4	37
Tarvin Gaines, *	8-15	2-5	5-6	4/6	10	0	23	2	0	3	0	38
Mason Leggett, *	1-4	0-1	0-0	0/1	1	0	2	0	0	0	0	20
Rinaldo Mafra, *	1-4	0-0	5-8	2/0	2	1	7	0	1	2	0	21
Brian Williams, *	4-13	2-7	0-2	2/1	3	0	10	5	0	0	2	37
Alex Anderson	0-1	0-1	0-0	0/0	0	0	0	1	0	0	0	3
Darion Rackley	3-10	2-6	3-4	1/1	2	4	11	1	2	1	3	20
Chris Deanes	0-0	0-0	0-0	0/1	1	0	0	0	0	0	0	2
Rico Sanders	0-1	0-1	0-0	0/0	0	2	0	0	1	0	0	5
Nick Cook	0-3	0-0	0-2	3/1	4	1	0	1	1	2	0	17
TEAM				1/3	4							
<b>Totals.....</b>	<b>24-65</b>	<b>6-22</b>	<b>13-22</b>	<b>18/21</b>	<b>39</b>	<b>12</b>	<b>67</b>	<b>14</b>	<b>5</b>	<b>8</b>	<b>9</b>	<b>200</b>
<b>By Periods</b>	<b>1</b>	<b>2</b>	<b>Final</b>									
Southeast Missouri	36	29	65									
Jacksonville State	28	39	67									

FG Percentage: SEMO 43.6, JSU 36.9 3-Point FG Percentage: SEMO 43.5, JSU 27.3

FT Percentage: SEMO 70.0, JSU 59.1 Attendance: 2,013

### Game #29 - Ball State 85, Southeast Missouri 82

February 23, 2013 • Show Me Center • Cape Girardeau, Mo.

BSU (11-14)	FG	3P	FT	O/D	REB	F	PTS	A	TO	B	S	M
Matt Kamieniecki, f	4-9	0-1	4-7	6/8	14	3	12	0	2	1	0	29
Chris Bond, f	4-8	0-0	3-5	3/8	11	1	11	0	3	2	4	32
Majok Majok, f	1-7	0-0	2-4	2/3	5	2	4	1	1	0	0	23
Marcus Posley, g	5-11	3-8	2-2	0/2	2	2	15	8	2	0	1	28
Jauwan Scaife, g	6-15	2-6	4-4	0/3	3	3	18	5	2	0	0	34
Bo Calhoun	2-4	0-0	4-4	4/0	4	1	8	0	0	0	0	14
Jesse Berry	1-6	1-4	3-4	0/0	0	1	6	2	1	0	0	18
Tyler Koch	2-3	2-3	0-0	2/1	3	2	6	1	2	0	0	13
Zach Fields	2-3	0-0	1-1	1/1	2	3	5	0	2	0	1	9
TEAM				1/1	2							
<b>Totals.....</b>	<b>27-66</b>	<b>8-22</b>	<b>23-31</b>	<b>19/27</b>	<b>46</b>	<b>18</b>	<b>85</b>	<b>17</b>	<b>15</b>	<b>3</b>	<b>6</b>	<b>200</b>
SEMO (14-15)	FG	3P	FT	O/D	REB	F	PTS	A	TO	B	S	M
Tyler Stone, f	4-12	0-0	4-4	2/6	8	4	12	1	3	1	2	29
A.J. Jones, g	2-10	1-4	0-0	1/1	2	3	5	6	2	2	3	25
Corey Wilford, g	5-13	4-10	1-3	0/1	1	4	15	2	3	0	1	24
Lucas Nutt, g	0-1	0-0	0-0	0/2	2	0	5	1	0	0	0	34
Marland Smith, g	7-10	5-7	2-2	0/3	3	4	21	3	2	0	2	30
Nino Johnson	6-8	0-0	4-7	6/8	14	3	16	3	1	3	0	23
Nick Niemczyk	5-8	3-5	0-0	0/2	2	2	13	1	0	1	1	25
Jacob Tolbert	0-0	0-0	0-0	0/0	0	2	0	0	1	0	0	4
Jared White	0-1	0-0	0-0	0/0	0	0	0	0	1	0	0	6
TEAM				1/3	4							
<b>Totals.....</b>	<b>29-63</b>	<b>13-26</b>	<b>11-16</b>	<b>10/26</b>	<b>36</b>	<b>24</b>	<b>82</b>	<b>21</b>	<b>14</b>	<b>7</b>	<b>9</b>	<b>200</b>
<b>By Periods</b>	<b>1</b>	<b>2</b>	<b>Final</b>									
Ball State	34	51	85									
Southeast Missouri	39	43	82									

FG Percentage: BSU 40.9, SEMO 46.0 3-Point FG Percentage: BSU 36.4, SEMO 50.0

FT Percentage: BSU 74.2, SEMO 68.8 Attendance: 2,484

# 2013-14 SOUTHEAST MISSOURI MEN'S BASKETBALL GUIDE

## Game #30 - Southeast Missouri 108, Austin Peay 81

February 28, 2013 • Dunn Center • Clarksville, Tenn.

SEMO (15-15, 7-8)	FG	3P	FT	O/D	REB	F	PTS	A	TO	B	S	M
Nino Johnson, f	6-8	0-0	0-0	2/12	14	4	12	2	1	2	1	25
A.J. Jones, g	3-3	0-0	1-2	0/4	4	4	7	5	1	0	0	13
Corey Wilford, g	9-13	8-12	0-0	0/2	2	3	26	3	3	0	0	27
Lucas Nutt, g	0-2	0-1	0-0	0/3	3	1	0	9	3	0	2	29
Marland Smith, g	4-8	4-7	2-2	0/3	3	1	14	6	2	0	2	33
Nick Niemczyk	7-14	5-10	0-0	0/3	3	0	19	4	0	0	4	30
Matt Floyd	0-0	0-0	0-0	0/0	0	0	0	0	0	0	0	1
Jacob Tolbert	0-0	0-0	0-0	0/0	0	1	0	0	0	0	0	3
Jared White	3-4	2-2	2-2	0/0	0	4	10	1	3	0	0	18
Tyler Stone	8-8	1-1	3-4	0/5	5	4	20	1	1	1	1	18
Colin Ferguson	0-0	0-0	0-0	0/0	0	1	0	0	0	0	0	3
TEAM				1/2	3							
<b>Totals.....</b>	<b>40-60</b>	<b>20-33</b>	<b>8-10</b>	<b>3/34</b>	<b>37</b>	<b>23</b>	<b>108</b>	<b>31</b>	<b>14</b>	<b>3</b>	<b>10</b>	<b>200</b>
APSU (7-23, 3-12)	FG	3P	FT	O/D	REB	F	PTS	A	TO	B	S	M
Will Triggs, f	5-9	0-0	1-7	1/2	3	3	11	2	0	0	1	26
Cory Arentsen, f	1-2	0-1	1-1	0/0	0	0	3	1	0	0	1	19
Chris Horton, c	5-11	0-0	2-2	2/2	4	2	12	0	2	2	0	25
Jerome Clyburn, g	3-6	0-2	0-0	0/0	0	1	6	0	1	0	1	15
Travis Betran, g	8-17	2-7	8-10	0/2	2	1	26	1	2	0	2	36
Thomas Greer	4-6	1-3	2-2	1/1	2	1	11	2	1	0	0	20
Jeremy Purvis	1-2	1-1	0-0	0/1	1	0	3	2	0	0	0	11
Chris Freeman	1-1	0-0	0-0	0/2	2	0	2	0	0	0	1	10
Preston Herring	1-6	1-3	0-2	0/4	4	3	3	0	1	1	0	16
Herdie Lawrence	0-2	0-1	0-0	0/2	2	0	0	1	4	0	1	11
AJ Lynch	0-1	0-0	2-3	0/0	0	1	2	2	0	0	0	8
Joe Harms	0-1	0-0	2-2	1/0	1	0	2	0	0	0	0	1
Matt Hasse	0-0	0-0	0-0	0/0	0	0	0	0	0	0	0	2
TEAM				2/1	3							
<b>Totals.....</b>	<b>29-64</b>	<b>5-18</b>	<b>18-29</b>	<b>7/17</b>	<b>24</b>	<b>12</b>	<b>81</b>	<b>11</b>	<b>11</b>	<b>3</b>	<b>7</b>	<b>200</b>
<b>By Periods</b>	<b>1</b>	<b>2</b>	<b>Final</b>									
Southeast Missouri	65	43	108									
Austin Peay	30	51	81									
<b>FG Percentage:</b> SEMO 66.7, APSU 45.3 <b>3-Point FG Percentage:</b> SEMO 60.6, APSU 27.8												
<b>FT Percentage:</b> SEMO 80.0, APSU 62.1 <b>Attendance:</b> 1,920												

## Game #31 - Southeast Missouri 84, Murray State 68

March 2, 2013 • CFSB Center • Murray, Ky.

SEMO (16-15, 8-8)	FG	3P	FT	O/D	REB	F	PTS	A	TO	B	S	M
Nino Johnson, f	3-11	0-0	5-6	3/3	6	5	11	0	3	3	1	26
A.J. Jones, g	6-6	4-4	4-4	1/5	6	4	20	1	2	0	0	23
Nick Niemczyk, g	4-7	2-3	4-4	0/6	6	2	14	3	3	0	2	33
Corey Wilford, g	5-12	5-9	1-1	1/0	1	0	16	3	1	0	1	32
Lucas Nutt, g	0-0	0-0	4-4	1/3	4	2	4	9	3	0	2	35
Marland Smith	3-7	0-1	0-0	1/3	4	4	6	3	1	0	1	31
Tyler Stone	5-9	1-2	2-2	0/7	7	5	13	0	2	1	0	20
TEAM				3/2	5							
<b>Totals.....</b>	<b>26-52</b>	<b>12-19</b>	<b>20-21</b>	<b>10/29</b>	<b>39</b>	<b>22</b>	<b>84</b>	<b>19</b>	<b>15</b>	<b>4</b>	<b>7</b>	<b>200</b>
MSU (20-9, 10-6)	FG	3P	FT	O/D	REB	F	PTS	A	TO	B	S	M
Stacy Wilson, *	3-9	2-5	2-3	2/0	2	3	10	2	2	0	3	31
Ed Daniel, *	4-12	1-1	3-6	4/7	11	5	12	0	4	3	1	28
Latreze Mushatt, *	2-8	0-0	4-5	7/0	7	1	8	0	2	0	0	28
Brandon Garrett, *	1-4	0-0	1-2	1/2	3	4	3	0	1	0	1	15
Jordan Burge, *	0-0	0-0	0-0	0/0	0	0	0	0	0	0	0	3
Isaiah Cnaan	8-18	4-10	2-3	0/1	1	2	22	3	2	0	1	36
CJ Ford	0-1	0-0	0-0	0/0	0	0	0	2	0	0	0	7
Dexter Fields	1-5	1-5	0-0	1/1	2	3	3	1	0	1	0	26
Jeffery Moss	4-7	2-3	0-1	1/3	4	0	10	2	1	0	1	26
TEAM				1/2	3							
<b>Totals.....</b>	<b>23-64</b>	<b>10-24</b>	<b>12-20</b>	<b>17/16</b>	<b>33</b>	<b>18</b>	<b>68</b>	<b>10</b>	<b>12</b>	<b>4</b>	<b>7</b>	<b>200</b>
<b>By Periods</b>	<b>1</b>	<b>2</b>	<b>Final</b>									
Southeast Missouri	47	37	84									
Murray State	39	29	68									
<b>FG Percentage:</b> SEMO 50.0, MSU 35.9 <b>3-Point FG Percentage:</b> SEMO 63.2, MSU 41.7												
<b>FT Percentage:</b> SEMO 95.2, MSU 60.0 <b>Attendance:</b> 7,489												

## Game #32 - Southeast Missouri 78, Eastern Illinois 68

March 6, 2013 • Municipal Auditorium • Nashville, Tenn.

EIU (11-21)	FG	3P	FT	O/D	REB	F	PTS	A	TO	B	S	M
Sherman Blanford, *4-10	0-0	0-0	1/0	1	1	8	2	1	2	1	1	19
Austin Akers, *	0-1	0-1	0-0	0/3	3	1	0	5	0	0	1	36
Taylor Jones, *	0-2	0-2	0-0	0/1	1	4	0	4	0	0	1	33
Alex Austin, *	3-7	2-4	9-9	0/8	8	2	17	1	1	0	0	33
Josh Piper, *	8-13	2-3	1-1	0/3	3	2	19	2	1	1	0	26
Malcolm Herron	4-9	3-7	0-0	0/0	0	1	11	1	2	0	1	22
Keenan Anderson	0-0	0-0	0-0	0/0	0	0	0	0	0	0	0	1
Morris Woods	5-10	0-1	3-3	2/4	6	2	13	2	4	1	1	28
Cameron Harvey	0-0	0-0	0-0	0/0	0	0	0	0	1	0	0	2
TEAM				2/1	3							
<b>Totals.....</b>	<b>24-52</b>	<b>7-18</b>	<b>13-13</b>	<b>5/20</b>	<b>25</b>	<b>13</b>	<b>68</b>	<b>17</b>	<b>10</b>	<b>4</b>	<b>5</b>	<b>200</b>
SEMO (17-15)	FG	3P	FT	O/D	REB	F	PTS	A	TO	B	S	M
Nino Johnson, f	2-4	0-0	2-4	0/3	3	1	6	1	1	1	0	17
A.J. Jones, g	2-5	0-2	2-2	2/1	3	2	6	2	3	0	1	27
Corey Wilford, g	6-14	2-6	0-0	2/5	7	0	14	3	1	1	2	35
Lucas Nutt, g	1-3	0-1	4-4	0/4	4	2	6	12	0	2	1	32
Marland Smith, g	5-9	4-7	0-1	0/4	4	1	14	2	1	0	1	37
Nick Niemczyk	3-7	2-4	0-0	0/2	2	4	8	1	1	1	1	27
Jared White	0-1	0-0	0-0	0/0	0	0	0	0	0	0	0	1
Tyler Stone	11-12	0-0	2-3	4/3	7	1	24	1	1	2	2	24
TEAM				0/1	1							
<b>Totals.....</b>	<b>30-55</b>	<b>8-20</b>	<b>10-14</b>	<b>8/23</b>	<b>31</b>	<b>11</b>	<b>78</b>	<b>22</b>	<b>8</b>	<b>7</b>	<b>8</b>	<b>200</b>
<b>By Periods</b>	<b>1</b>	<b>2</b>	<b>Final</b>									
Eastern Illinois	29	39	68									
Southeast Missouri	42	36	78									
<b>FG Percentage:</b> EIU 46.2, SEMO 54.5 <b>3-Point FG Percentage:</b> EIU 38.9, SEMO 40.0												
<b>FT Percentage:</b> EIU 100, SEMO 71.4 <b>Attendance:</b> 1,010												

## Game #33 - Eastern Kentucky 84, Southeast Missouri 69

March 7, 2013 • Municipal Auditorium • Nashville, Tenn.

SEMO (17-16)	FG	3P	FT	O/D	REB	F	PTS	A	TO	B	S	M
Nino Johnson, f	8-14	0-1	2-3	1/3	4	5	18	2	1	2	1	23
A.J. Jones, g	2-5	0-1	2-2	2/2	4	4	6	3	3	0	0	19
Corey Wilford, g	1-11	0-7	1-2	1/2	3	5	3	3	1	0	1	27
Lucas Nutt, g	1-1	0-0	2-2	0/3	3	4	4	8	5	1	2	36
Tyler Stone, f	5-12	0-1	4-4	3/6	9	1	14	0	2	0	1	29
Nick Niemczyk	4-9	3-7	1-1	1/2	3	5	12	1	0	0	0	27
Jacob Tolbert	0-0	0-0	0-0	0/0	0	0	0	0	0	0	0	0+
Marland Smith	4-12	0-5	4-4	2/6	8	3	12	1	1	0	3	37
Jared White	0-0	0-0	0-0	0/0	0	1	0	0	1	0	0	2
TEAM.....				0/0	0							
Totals.....	25-64	3-22	16-18	10/24	34	28	69	18	14	3	8	200
EKU (24-8)	FG	3P	FT	O/D	REB	F	PTS	A	TO	B	S	M
Glenn Cosey, *	2-7	0-3	4-4	0/4	4	1	8	2	2	0	2	30
Corey Walden, *	3-8	1-3	5-6	1/2	3	4	12	1	2	0	3	33
Mike DiNunno, *	2-10	2-7	4-6	0/5	5	3	10	5	3	0	0	38
Tarius Johnson, *	3-7	0-3	3-5	0/4	4	4	9	0	1	1	0	19
Eric Stutz, *	6-9	1-2	9-11	4/6	10	0	22	3	3	1	2	33
Jaylen Babb-Harrison	0-0	0-0	0-0	0/0	0	0	0	0	0	0	0	0+
Marcus Lewis	2-6	0-2	5-5	2/3	5	2	9	1	0	1	1	22
Orlando Williams	3-7	1-4	7-8	2/5	7	1	14	0	1	0	2	18
Robbie Stenzel	0-0	0-0	0-0	0/0	0	0	0	0	0	0	0	0+
Timmy Knipp	0-0	0-0	0-0	0/0	0	0	0	0	0	0	0	0+
Ryan Parsons	0-0	0-0	0-0	0/0	0	0	0	0	0	0	0	0+
Jeff Johnson	0-0	0-0	0-0	1/1	2	0	0	2	0	0	0	7
Deverin Muff	0-0	0-0	0-0	0/0	0	0	0	0	0	0	0	0+
TEAM				1/0	1							
Totals.....	21-54	5-24	37-45	11/30	41	15	84	14	12	3	10	200
By Periods	1	2	Final									
Southeast Missouri	31	38	69									
Eastern Kentucky	39	45	84									
FG Percentage: SEMO 39.1, EKU 38.9 3-Point FG Percentage: SEMO 13.6, EKU 20.8												
FT Percentage: SEMO 88.9, EKU 82.8 Attendance: 1,398												





OPPONENTS





# 2013-14 SOUTHEAST MISSOURI MEN'S BASKETBALL GUIDE

## Ball State

Nov. 18, at Muncie, Ind.

Location.....Muncie, Ind.  
 Founded.....1918  
 Enrollment.....17,728  
 Colors.....Cardinal and White  
 Nickname.....Cardinals  
 Conference.....Mid-American  
 Arena.....Worthen Arena (11,500)  
 President.....Dr. Jo Ann M. Gora  
 Athletics Director.....Bill Scholl  
 SID.....Tyson Mathews  
 Office Phone.....(765) 285-8242  
 Cell Phone.....(765) 716-7235  
 Email.....tmathews@bsu.edu  
 Fax.....N/A  
 Press Row.....(765) 285-8930  
 Website.....BallStateSports.com  
 Head Coach.....James Whitford  
 Alma Mater.....Wisconsin, 1994  
 Career Record.....First Year  
 School Record.....First Year  
 2012-13 Record.....15-15  
 Conference Record/Finish.....8-8/3rd  
 Starters Returning/Lost.....3/2  
 Lettermen Returning/Lost.....7/3

## Ball State Schedule

**November**  
 9 at Indiana State  
 12 Taylor  
 18 **Southeast Missouri**  
 23 Butler  
 27 at Utah  
 30 at Cleveland State

**December**  
 4 Valparaiso  
 17 at Marquette  
 21 at Southern Illinois  
 30 at James Madison

**January**  
 3 Oakland City  
 8 Akron  
 11 at Kent State  
 15 at Ohio  
 18 Miami (Ohio)  
 23 Buffalo  
 26 at Western Michigan  
 29 at Akron

**February**  
 1 Northern Illinois  
 5 at Buffalo  
 8 Toledo  
 12 Eastern Michigan  
 15 Bowling Green  
 19 at Central Michigan  
 23 at Toledo  
 26 Western Michigan

**March**  
 1 Central Michigan  
 4 at Eastern Michigan  
 7 at Northern Illinois  
 10 Mid-American Conference Tournament

## Illinois-Chicago

Dec. 14, at Cape Girardeau, Mo.

Location.....Chicago, Ill.  
 Founded.....1896  
 Enrollment.....27,512  
 Colors.....Navy Blue and Fire Engine Red  
 Nickname.....Flames  
 Conference.....Horizon League  
 Arena.....UIC Pavilion (8,000)  
 President.....Dr. Robert Easter  
 Athletics Director.....Jim Schmidt  
 SID.....Mike Laninga  
 Office Phone.....(312) 996-5881  
 Cell Phone.....(815) 370-6055  
 Email.....mlaninga@uic.edu  
 Fax.....N/A  
 Press Row.....(312) 413-5712  
 Website.....UICFlames.com  
 Head Coach.....Howard Moore  
 Alma Mater.....Wisconsin, 1995  
 Career Record.....33-62 (3 years)  
 School Record.....Same  
 2012-13 Record.....18-16  
 Conference Record/Finish.....7-9/5th  
 Starters Returning/Lost.....2/3  
 Lettermen Returning/Lost.....8/6

## Illinois-Chicago Schedule

**November**  
 9 Drake  
 13 Roosevelt  
 16 Eastern Illinois  
 20 Northwestern  
 25 vs. San Diego  
 26 vs. TBA  
 27 vs. TBA

**December**  
 4 SMU  
 7 at Loyola  
 14 **at Southeast Missouri**  
 17 Purdue-Calumet  
 20 at UC-Riverside  
 23 at Colorado State  
 28 vs. Illinois

**January**  
 2 at Valparaiso  
 7 Youngstown State  
 12 at Wright State  
 16 Milwaukee  
 19 Green Bay  
 22 Cleveland State  
 25 at Oakland  
 29 at Detroit

**February**  
 1 Valparaiso  
 5 at Green Bay  
 13 at Cleveland State  
 15 at Youngstown State  
 18 Detroit  
 21 Oakland  
 25 at Milwaukee

**March**  
 1 Wright State  
 4 Horizon League Tournament

## Central Baptist College

Nov. 11, at Cape Girardeau, Mo.

Location.....Conway, Ark.  
 Founded.....1952  
 Enrollment.....858  
 Colors.....Blue and Gray  
 Nickname.....Mustangs  
 Conference.....Midlands Collegiate Athletic  
 Arena.....A.R. Reddin Fieldhouse  
 President.....Terry Kimbrow  
 Athletics Director.....Lyle Middleton  
 SID.....Ken Prophete  
 Office Phone.....(501) 205-8846  
 Cell Phone.....N/A  
 Email.....kprophete@cbc.edu  
 Fax.....(501) 329-2941  
 Press Row.....N/A  
 Website.....CBCMustangs.com  
 Head Coach.....Wes Sullivan  
 Alma Mater.....J.A. Fair School, 1989  
 Career Record.....First Year  
 School Record.....First Year  
 2012-13 Record.....11-20  
 Conference Record/Finish.....N/A  
 Starters Returning/Lost.....N/A  
 Lettermen Returning/Lost.....N/A

## Central Baptist College Schedule

**November**  
 2 at Williams Baptist  
 5 at Baptist Bible College  
 7 at John Brown University  
 9 at Arkansas-Fort Smith  
 11 **at Southeast Missouri**  
 16 at Union University  
 21 at Rogers State  
 23 at Ecclesia College  
 25 at Oklahoma Baptist

**December**  
 2 at Southern Arkansas  
 5 Baptist Bible College  
 7 at Christian Brothers  
 14 at Arkansas Monticello

**January**  
 3 at Tabor College  
 4 vs. Sterling College  
 17 Haskell Indian Nations University  
 18 Oklahoma Wesleyan  
 21 at College of the Ozarks  
 24 at Bellevue University  
 25 at Waldorf College  
 31 York College

**February**  
 1 Central Christian College  
 7 at York College  
 8 at Central Christian College  
 11 College of the Ozarks  
 14 Bellevue University  
 15 Waldorf College  
 18 Ecclesia College  
 21 at Haskell Indian Nations Univ.  
 22 at Oklahoma Wesleyan  
 24 MCAC Tournament

## IUPUI

Nov. 16, at Indianapolis, Ind.

Dec. 23, at Cape Girardeau, Mo.

Location.....Indianapolis, Ind.  
 Founded.....1969  
 Enrollment.....30,451  
 Colors.....Red, Gold and Black  
 Nickname.....Jaguars  
 Conference.....The Summit League  
 Arena.....The Jungle (1,215)  
 Chancellor.....Charles Bantz  
 Athletics Director.....Michael Moore  
 SID.....Ed Holdaway  
 Office Phone.....(317) 274-2725  
 Cell Phone.....(317) 908-2645  
 Email.....eholdawa@iupui.edu  
 Fax.....(317) 274-0609  
 Press Row.....N/A  
 Website.....IUPUIJags.com  
 Head Coach.....Todd Howard  
 Alma Mater.....Louisville, 1993  
 Career Record.....20-44 (2 years)  
 School Record.....Same  
 2012-13 Record.....6-26  
 Conference Record/Finish.....1-15/9th  
 Starters Returning/Lost.....2/3  
 Lettermen Returning/Lost.....5/8

## IUPUI Schedule

**November**  
 8 at Utah Valley  
 12 Evansville  
 16 **Southeast Missouri**  
 19 IU-Northwest  
 22 at Northwestern  
 25 at Missouri  
 28 vs. Gardner-Webb  
 29 vs. Morehead State/Chattanooga

**December**  
 4 at Bradley  
 7 North Carolina Central  
 10 Cincinnati Christian  
 14 at Marquette  
 18 Nicholls State  
 21 at Indiana State  
 23 **at Southeast Missouri**  
 29 Drake

**January**  
 2 Judson  
 9 South Dakota State  
 11 North Dakota State  
 16 at South Dakota  
 18 at Denver  
 25 at Fort Wayne  
 30 Western Illinois

**February**  
 1 Omaha  
 6 at North Dakota State  
 8 at South Dakota State  
 13 Denver  
 15 South Dakota  
 22 Fort Wayne  
 27 at Omaha

**March**  
 1 at Western Illinois  
 8 Summit League Tournament



**Memphis**

Dec. 21, at Memphis, Tenn.

Location..... Memphis, Tenn.  
 Founded..... 1912  
 Enrollment..... 22,139  
 Colors..... Royal Blue and Gray  
 Nickname..... Tigers  
 Conference..... American Athletic  
 Arena..... FedExForum (18,400)  
 Interim President..... R. Brad Martin  
 Athletics Director..... Tom Bowen  
 SID..... Lamar Chance  
 Office Phone..... (901) 678-2337  
 Cell Phone..... (901) 734-9949  
 Email..... lchance1@memphis.edu  
 Fax..... (901) 678-4134  
 Press Row..... (901) 205-2758  
 Website..... GoTigersGo.com  
 Head Coach..... Josh Pastner  
 Alma Mater..... Arizona, 1998  
 Career Record..... 106-34 (4 years)  
 School Record..... Same  
 2012-13 Record..... 31-5  
 Conference Record/Finish..... 16-0/1st  
 Starters Returning/Lost..... 3/2  
 Lettermen Returning/Lost..... 5/6

GoTigersGo.com

**Memphis Schedule****November**

14 Austin Peay  
 19 at Oklahoma State  
 23 Nicholls State  
 28 vs. Siena  
 29 vs. LSU/Saint Joseph's

**December**

1 vs. TBA  
 7 Northwestern State  
 13 UALR  
 17 vs. Florida  
 21 **Southeast Missouri**  
 28 Jackson State  
 31 at South Florida

**January**

4 Cincinnati  
 9 at Louisville  
 11 at Temple  
 16 Connecticut  
 18 Lemoynne-Owen  
 23 Houston  
 26 South Florida  
 29 at Central Florida

**February**

1 at SMU  
 4 Rutgers  
 8 Gonzaga  
 12 Central Florida  
 15 at Connecticut  
 20 at Rutgers  
 22 Temple  
 27 at Houston

**March**

1 Louisville  
 6 at Cincinnati  
 8 SMU  
 12 The American Tournament

UMCKangaroos.com

**UMKC**

Jan. 29, at Cape Girardeau, Mo.

Location..... Kansas City, Mo.  
 Founded..... 1933  
 Enrollment..... 14,221  
 Colors..... Blue and Gold  
 Nickname..... Kangaroos  
 Conference..... Western Athletic  
 Arena..... Municipal Auditorium (9,827)  
 Chancellor..... Leo Morton  
 Interim Athletics Director..... Carla Wilson  
 SID..... Rob McCutcheon  
 Office Phone..... (816) 235-1034  
 Cell Phone..... (816) 284-9251  
 Email..... mcutcheonrb@umkc.edu  
 Fax..... (816) 235-1035  
 Press Row..... TBA  
 Website..... UMCKKangaroos.com  
 Head Coach..... Kareem Richardson  
 Alma Mater..... Evansville, 1997  
 Career Record..... First Year  
 School Record..... First Year  
 2012-13 Record..... 8-24  
 Conference Record/Finish..... 5-11/t6th  
 Starters Returning/Lost..... 4/2  
 Lettermen Returning/Lost..... 8/5

**UMKC Schedule****November**

8 Emporia State  
 11 at Creighton  
 13 at Omaha  
 20 at UT Martin  
 25 at Iowa State  
 30 Milwaukee

**December**

4 at Louisville  
 7 Youngstown State  
 14 Indiana State  
 18 Miami (Ohio)  
 21 at Wright State  
 28 South Dakota State

**January**

2 at Idaho  
 4 at Seattle  
 11 Chicago State  
 16 Texas-Pan American  
 18 New Mexico State  
 23 at Utah Valley  
 25 at Bakersfield

29 **at Southeast Missouri****February**

1 Grand Canyon  
 8 at Chicago State  
 13 at New Mexico State  
 15 at Texas-Pan American  
 20 Bakersfield  
 22 Utah Valley  
 27 at Grand Canyon

**March**

6 Seattle  
 8 Idaho  
 11 WAC Championship

**Mid-Continent**

Nov. 22, at Cape Girardeau, Mo.

Location..... Mayfield, Ky.  
 Founded..... 1949  
 Enrollment..... 2,264  
 Colors..... Maize and Navy Blue  
 Nickname..... Cougars  
 Conference..... American Midwest Conference  
 Arena..... Mayfield HS Sports Arena (3,000)  
 President..... Robert J. Imhoff  
 Athletics Director..... Kevin Imhoff  
 SID..... Tim Shay  
 Office Phone..... (270) 247-8521  
 Cell Phone..... N/A  
 Email..... tshay@midcontinent.edu  
 Fax..... (270) 251-8952  
 Press Row..... N/A  
 Website..... MidContinentCougars.com  
 Head Coach..... Adam Parrott  
 Alma Mater..... Covington Theological Seminary  
 Career Record..... First Year  
 School Record..... First Year  
 2012-13 Record..... 18-14  
 Conference Record/Finish..... 5-5/4th  
 Starters Returning/Lost..... N/A  
 Lettermen Returning/Lost..... 9/7

MidContinentCougars.com

**Mid-Continent Schedule****November**

1 Indiana University-Southeast  
 5 at Lindsey Wilson College  
 7 at Cumberland University  
 9 at Morehead State  
 14 Lindsey Wilson College  
 16 at Indiana University-Southeast  
 19 at Lindenwood-Belleville  
 22 **at Southeast Missouri**  
 26 Cumberland University

**December**

2 Lindenwood-Belleville  
 5 at Missouri Baptist  
 7 at Hannibal-LaGrange  
 10 at Bethel  
 14 at Tennessee Temple

**January**

2 at Freed-Hardeman  
 9 Benedictine-Springfield  
 11 Harris-Stowe  
 14 at Columbia College  
 16 William Woods  
 18 Park University  
 23 at Lyon College  
 25 at Williams Baptist  
 30 Missouri Baptist

**February**

1 Hannibal-LaGrange  
 6 Freed-Hardeman  
 13 at Benedictine-Springfield  
 15 at Harris-Stowe  
 18 Columbia College  
 20 at William Woods  
 22 at Park University  
 27 Lyon College

**March**

1 Williams Baptist

MissouriStateBears.com

**Missouri State**

Dec. 29, at Springfield, Mo.

Location..... Springfield, Mo.  
 Founded..... 1905  
 Enrollment..... 28,838  
 Colors..... Maroon and White  
 Nickname..... Bears  
 Conference..... Missouri Valley  
 Arena..... JQH Arena (11,000)  
 President..... Clifton M. Smart III  
 Athletics Director..... Kyle Moats  
 SID..... Rick Kindhart  
 Office Phone..... (417) 836-4585  
 Cell Phone..... (417) 849-5865  
 Email..... rkindhart@missouristate.edu  
 Fax..... N/A  
 Press Row..... (417) 836-8145  
 Website..... MissouriStateBears.com  
 Head Coach..... Paul Lusk  
 Alma Mater..... Southern Illinois, 1995  
 Career Record..... 29-61 (3 years)  
 School Record..... 27-38 (2 years)  
 2012-13 Record..... 11-22  
 Conference Record/Finish..... 7-11/t7th  
 Starters Returning/Lost..... 9/3  
 Lettermen Returning/Lost..... 5/2

**Missouri State Schedule****November**

8 at Old Dominion  
 16 Tulsa  
 20 Grambling State  
 24 Hampton  
 26 Liberty  
 29 at Texas A&M-Corpus Christi  
 30 vs. Virginia/SMU

**December**

4 Cameron  
 13 at Oral Roberts  
 17 at Louisville  
 21 Alabama A&M

29 **Southeast Missouri****January**

2 Illinois State  
 5 at Loyola Chicago  
 8 at Bradley  
 11 Wichita State  
 15 at Indiana State  
 18 at Northern Iowa  
 21 Evansville  
 25 Southern Illinois  
 29 at Drake

**February**

1 Bradley  
 5 at Evansville  
 8 at Southern Illinois  
 12 Drake  
 15 Northern Iowa  
 18 at Illinois State  
 22 Indiana State  
 25 Loyola Chicago

**March**

1 at Wichita State  
 6 MVC Tournament

# 2013-14 SOUTHEAST MISSOURI MEN'S BASKETBALL GUIDE

## Northern Kentucky

Nov. 29, at Puerto Vallarta, Mexico  
Cure UCD Classic

Location..... Highland Heights, Ky.  
Founded..... 1968  
Enrollment..... 15,242  
Colors..... Black, Gold and White  
Nickname..... Norse  
Conference..... Athletic Sun  
Arena .. The Bank of Kentucky Center (9,400)  
President..... Geoff Mearns  
Athletics Director..... Ken Bothof  
SID..... Don Owen  
Office Phone..... (859) 572-5470  
Cell Phone..... (859) 240-5497  
Email..... owend@nku.edu  
Fax..... N/A  
Press Row..... N/A  
Website..... NKUNorse.com  
Head Coach..... Dave Bezold  
Alma Mater..... Viterbo, 1990  
Career Record..... 172-95 (9 years)  
School Record..... Same  
2012-13 Record..... 11-16  
Conference Record/Finish..... 9-9/5th  
Starters Returning/Lost..... 1/4  
Lettermen Returning/Lost..... 5/9

## Northern Kentucky Schedule

**November**  
8 at Purdue  
10 at Kentucky  
16 San Diego  
19 Morehead State  
23 vs. Tulane  
29 vs. Southeast Missouri  
30 vs. Texas State  
**December**  
7 at UT Martin  
15 Chattanooga  
18 Hampton  
21 Navy  
27 at North Carolina  
30 at Florida Gulf Coast  
**January**  
1 at Stetson  
4 Jacksonville  
6 North Florida  
9 at USC Upstate  
11 at East Tennessee State  
16 Mercer  
18 Kennesaw State  
24 Lipscomb  
30 at North Florida  
**February**  
1 at Jacksonville  
6 East Tennessee State  
8 USC Upstate  
13 at Kennesaw State  
15 at Mercer  
21 at Lipscomb  
27 Stetson  
**March**  
1 Florida Gulf Coast

## Southeastern Louisiana

Dec. 7, at Hammond, La.

Location..... Hammond, La.  
Founded..... 1925  
Enrollment..... 15,400  
Colors..... Green and Gold  
Nickname..... Lions  
Conference..... Southland  
Arena..... University Center (7,500)  
President..... Dr. John L. Crain  
Interim Athletics Director..... Jay Artigues  
SID..... Damon Sunde  
Office Phone..... (985) 549-3774  
Cell Phone..... (225) 938-5987  
Email..... Damon.Sunde@Southeastern.edu  
Fax..... N/A  
Press Row..... (985) 549-2326  
Website..... LionSports.net  
Head Coach..... Jim Yarbrough  
Alma Mater..... Florida State, 1987  
Career Record..... 218-157 (13 years)  
School Record..... 121-117 (8 years)  
2012-13 Record..... 13-18  
Conference Record/Finish..... 10-8/4th  
Starters Returning/Lost..... 2/3  
Lettermen Returning/Lost..... 6/6

## Southeastern Louisiana Schedule

**November**  
8 at Missouri  
12 at Rice  
14 Champion Baptist  
22 at LSU  
26 Western Illinois  
30 at North Texas  
**December**  
3 at Arkansas  
7 Southeast Missouri  
13 at Mississippi State  
21 at UT Martin  
30 Spring Hill  
**January**  
2 at McNeese State  
4 at Nicholls State  
9 Incarnate Word  
11 Abilene Christian  
16 Sam Houston State  
18 Lamar  
23 at Texas A&M-Corpus Christi  
25 at Houston Baptist  
30 New Orleans  
**February**  
6 at Central Arkansas  
8 at Oral Roberts  
13 McNeese State  
15 Nicholls State  
20 at New Orleans  
27 Northwestern State  
**March**  
1 Stephen F. Austin  
6 at Sam Houston State  
8 at Lamar  
12 Southland Tournament

## Saint Louis

Nov. 8, at St. Louis, Mo.

Location..... St. Louis, Mo.  
Founded..... 1818  
Enrollment..... 13,981  
Colors..... Royal Blue and White  
Nickname..... Billikens  
Conference..... Atlantic 10  
Arena..... Chaifetz Arena (10,600)  
President..... Lawrence J. Biondi S.J.  
Athletics Director..... Chris May  
SID..... Brian Kunderman  
Office Phone..... (314) 977-3346  
Cell Phone..... (314) 808-4868  
Email..... bkunderman@slu.edu  
Fax..... N/A  
Press Row..... (314) 977-5212  
Website..... SLUBillikens.com  
Head Coach..... Jim Crews  
Alma Mater..... Indiana, 1976  
Career Record..... 382-355 (25 years)  
School Record..... 28-7 (1 year)  
2012-13 Record..... 28-7  
Conference Record/Finish..... 13-3/1st  
Starters Returning/Lost..... 4/1  
Lettermen Returning/Lost..... N/A

## Saint Louis Schedule

**November**  
8 Southeast Missouri  
13 at SIU Edwardsville  
16 at Southern Illinois  
21 Oral Roberts  
23 Bowling Green  
26 vs. Wisconsin  
27 vs. Old Dominion/West Virginia  
**December**  
1 Wichita State  
3 Rockhurst  
7 at Valparaiso  
14 Wofford  
18 Indiana State  
21 North Carolina A&T  
30 at Vanderbilt  
**January**  
4 Yale  
7 at Rhode Island  
11 at Dayton  
15 St. Bonaventure  
18 Fordham  
22 at Duquesne  
29 Richmond  
**February**  
1 George Mason  
5 at Saint Joseph's  
8 at La Salle  
15 VCU  
19 at George Mason  
22 George Washington  
27 Duquesne  
**March**  
1 at VCU  
5 Dayton  
9 at Massachusetts  
12 A-10 Championship

## Texas State

Dec. 1, at Puerto Vallarta, Mexico  
Cure UCD Classic

Location..... San Marcos, Texas  
Founded..... 1899  
Enrollment..... 35,568  
Colors..... Maroon and Gold  
Nickname..... Bobcats  
Conference..... Sun Belt  
Arena..... Strahan Coliseum (7,200)  
President..... Dr. Denise M. Trauth  
Athletics Director..... Dr. Larry Teis  
SID..... Rick Poulter  
Office Phone..... (512) 245-4962  
Cell Phone..... (832) 279-0327  
Email..... rb60@txstate.edu  
Fax..... (512) 245-2967  
Press Row..... (512) 245-5532  
Website..... TXStateBobcats.com  
Head Coach..... Danny Kaspar  
Alma Mater..... North Texas, 1978  
Career Record..... 465-193 (22 years)  
School Record..... First Year  
2012-13 Record..... 12-22  
Conference Record/Finish..... 5-13/7th  
Starters Returning/Lost..... 4/1  
Lettermen Returning/Lost..... 7/7

## Texas State Schedule

**November**  
8 at Houston  
12 Stephen F. Austin  
16 at Oral Roberts  
20 at SMU  
25 South Dakota  
29 vs. Tulane  
30 vs. Northern Kentucky  
**December**  
1 vs. Southeast Missouri  
4 Cedarville University  
14 at Texas  
19 at Utah  
21 Texas at Tyler  
30 LIU-Brooklyn  
**January**  
2 UALU  
4 Arkansas State  
11 at UL Monroe  
13 at Louisiana-Lafayette  
18 UT Arlington  
23 at UALR  
25 Troy  
**February**  
1 at Western Kentucky  
6 UL Monroe  
8 Louisiana-Lafayette  
13 at Georgia State  
15 at UT Arlington  
20 South Alabama  
22 at Arkansas State  
27 Western Kentucky  
**March**  
1 Georgia State  
6 at South Alabama  
8 at Troy  
13 Sun Belt Conference Tournament



**Tulane**

Nov. 30, at Puerto Vallarta, Mexico  
Cure UCD Classic

Location.....New Orleans, La.  
Founded.....1834  
Enrollment.....13,486  
Colors.....Olive Green and Sky Blue  
Nickname.....Green Wave  
Conference.....Conference USA  
Arena.....Devlin Fieldhouse (3,600)  
President.....Dr. Scott Cowen  
Athletics Director.....Rick Dickson  
SID.....Brian Miller  
Office Phone.....(504) 314-7219  
Cell Phone.....(504) 390-6772  
E-Mail.....bmiller@tulane.edu  
Fax.....(504) 865-5379  
Press Row.....(504) 862-8122  
Website.....TulaneGreenWave.com  
Head Coach.....Ed Conroy  
Alma Mater.....Citadel, 1989  
Career Record.....138-180 (11 years)  
School Record.....48-48 (3 years)  
2012-13 Record.....20-15  
Conference Record/Finish.....6-10/8th  
Starters Returning/Lost.....1/4  
Lettermen Returning/Lost.....7/9

TulaneGreenWave.com

**Tulane Schedule**

**November**  
8 New Jersey Institute of Technology  
13 at Southern  
16 Loyola-Chicago  
20 Cedarville  
23 Northern Kentucky  
28 Colgate  
29 vs. Texas State  
**30 vs. Southeast Missouri**  
**December**  
4 at Wake Forest  
7 Jackson State  
17 Washington  
21 Alabama State  
22 Northeastern  
28 vs. Kansas State  
**January**  
2 Hofstra  
9 at Tulsa  
11 at North Texas  
16 Louisiana Tech  
18 Rice  
23 at East Carolina  
25 at Old Dominion  
**February**  
1 at Southern Miss  
7 Charlotte  
9 Marshall  
13 at Middle Tennessee State  
15 at UAB  
20 UTEP  
22 UTSA  
27 Florida Atlantic  
**March**  
2 at Florida International  
6 Southern Miss  
11 Conference USA Tournament

**Austin Peay**

Jan. 4, at Clarksville, Tenn.  
Feb. 27, at Cape Girardeau, Mo.

Location.....Clarksville, Tenn.  
Founded.....1927  
Enrollment.....10,873  
Colors.....Red and White  
Nickname.....Governors  
Conference.....Ohio Valley  
Arena.....Dunn Center (7,875)  
President.....Tim Hall  
Athletics Director.....Derek van der Merwe  
SID.....Brad Kirtley  
Office Phone.....(931) 221-6561  
Cell Phone.....(931) 801-7875  
Email.....kirtleyb@apsu.edu  
Fax.....(931) 221-7562  
Press Row.....(931) 221-7155  
Website.....LetsGoPeay.com  
Head Coach.....Dave Loos  
Alma Mater.....Memphis, 1970  
Career Record.....453-386 (27 years)  
School Record.....371-333 (23 years)  
2012-13 Record.....8-23  
Conference Record/Finish.....4-12/6th West  
Starters Returning/Lost.....3/2  
Lettermen Returning/Lost.....8/6

LetsGoPeay.com

**Austin Peay Schedule**

**November**  
8 Oakland City  
14 at Memphis  
19 Southern Illinois  
21 at Central Michigan  
22 vs. California State-Northridge  
23 vs. Montana State  
30 at Youngstown State  
**December**  
4 East Tennessee  
7 at Samford  
14 Liberty  
17 at Vanderbilt  
19 Lipscomb  
21 at East Tennessee  
30 Dalton State  
**January**  
2 UT Martin  
**4 Southeast Missouri**  
11 at Murray State  
16 at SIU Edwardsville  
18 at Eastern Illinois  
23 Jacksonville State  
25 Tennessee Tech  
31 Murray State  
**February**  
6 at Tennessee State  
8 at Belmont  
13 Eastern Illinois  
15 SIU Edwardsville  
19 at Morehead State  
22 Eastern Kentucky  
**27 at Southeast Missouri**  
**March**  
1 at UT Martin  
5-8 OVC Tournament

**Belmont**

Jan. 9, at Cape Girardeau, Mo.

Location.....Nashville, Tenn.  
Founded.....1951  
Enrollment.....6,665  
Colors.....Navy, Red and White  
Nickname.....Bruins  
Conference.....Ohio Valley  
Arena.....Curb Event Center (5,000)  
President.....Dr. Robert C. Fisher  
Athletics Director.....Mike Strickland  
SID.....Greg Sage  
Office Phone.....(615) 460-6698  
Cell Phone.....N/A  
Email.....greg.sage@belmont.edu  
Fax.....(615) 460-5584  
Press Row.....(615) 460-8554  
Website.....BelmontBruins.com  
Head Coach.....Rick Byrd  
Alma Mater.....Tennessee State, 1976  
Career Record.....663-346 (32 years)  
School Record.....571-291 (27 years)  
2012-13 Record.....26-7  
Conference Record/Finish.....14-2/1st  
Starters Returning/Lost.....2/3  
Lettermen Returning/Lost.....8/5

BelmontBruins.com

**Belmont Schedule**

**November**  
8 at Lipscomb  
11 at Richmond  
14 Indiana State  
17 at North Carolina  
20 Lipscomb  
23 vs. Holy Cross  
24 at Hartford/Hofstra  
26 Brescia  
**December**  
1 VCU  
3 at Middle Tennessee State  
11 Fairfield  
14 at South Dakota State  
17 at Denver  
21 at Kentucky  
28 at Indiana State  
**January**  
2 Jacksonville State  
4 Tennessee Tech  
**9 at Southeast Missouri**  
11 at UT Martin  
16 at Eastern Kentucky  
18 at Tennessee State  
23 Morehead State  
25 Eastern Kentucky  
29 at Morehead State  
**February**  
1 at Tennessee Tech  
6 Murray State  
8 Austin Peay  
13 Tennessee State  
20 Eastern Illinois  
**March**  
1 at Jacksonville State  
5-8 OVC Tournament



# 2013-14 SOUTHEAST MISSOURI MEN'S BASKETBALL GUIDE

## Eastern Illinois

Jan. 25, at Cape Girardeau, Mo.  
Feb. 8, at Charleston, Ill.

Location.....Charleston, Ill.  
Founded.....1895  
Enrollment.....10,615  
Colors.....Blue and Gray  
Nickname.....Panthers  
Conference.....Ohio Valley  
Arena.....Lantz Arena (5,300)  
President.....Dr. William Perry  
Athletics Director.....Barbara Burke  
SID.....Greg Lautzenheiser  
Office Phone.....(217) 581-7020  
Cell Phone.....N/A  
Email.....glautzenheiser@eiu.edu  
Fax.....(217) 581-7001  
Press Row.....(217) 581-5135  
Website.....EIUPanthers.com  
Head Coach.....Jay Spoonhour  
Alma Mater.....Pittsburg State, 1994  
Career Record.....117-54 (6 years)  
School Record.....11-21 (1 year)  
2012-13 Record.....11-21  
Conference Record/Finish.....6-10/4th West  
Starters Returning/Lost.....3/2  
Lettermen Returning/Lost.....4/6

## Eastern Illinois Schedule

**November**  
9 at Northwestern  
13 Olivet Nazarene  
16 at Illinois-Chicago  
20 at Purdue  
23 Roosevelt  
27 IPFW  
30 at Western Kentucky  
**December**  
4 at Western Illinois  
7 Indiana State  
19 at Wright State  
21 at IPFW  
28 Tennessee State  
**January**  
2 Eastern Kentucky  
4 Morehead State  
9 at Tennessee Tech  
11 at Jacksonville State  
16 Murray State  
18 Austin Peay  
23 at UT Martin  
**25 at Southeast Missouri**  
28 Cleveland State  
**February**  
1 SIU Edwardsville  
6 UT Martin  
**8 Southeast Missouri**  
13 at Austin Peay  
15 at Murray State  
20 at Belmont  
24 Chicago State  
**March**  
1 at SIU Edwardsville  
5-8 OVC Tournament

## Jacksonville State

Feb. 20, at Cape Girardeau, Mo.

Location.....Jacksonville, Ala.  
Founded.....1883  
Enrollment.....9,504  
Colors.....Red and White  
Nickname.....Gamecocks  
Conference.....Ohio Valley  
Arena.....Pete Mathews Coliseum (5,000)  
President.....Dr. William A. Meehan  
Athletics Director.....Warren Koegel  
SID.....Josh Underwood  
Office Phone.....(256) 782-5915  
Cell Phone.....(256) 453-0545  
Email.....underwood@jsu.edu  
Fax.....(256) 782-5958  
Press Row.....(256) 782-5528  
Website.....JSUGamecocksports.com  
Head Coach.....James Green  
Alma Mater.....Mississippi, 1983  
Career Record.....226-250 (16 years)  
School Record.....59-90 (5 years)  
2012-13 Record.....17-11  
Conference Record/Finish.....8-8/5th  
Starters Returning/Lost.....8/7  
Lettermen Returning/Lost.....3/2

## Jacksonville State Schedule

**November**  
8 at Bradley  
10 at Illinois  
12 at Chicago State  
16 Alabama State  
19 at Auburn  
22 Dalton State  
25 at Alabama A&M  
27 Fort Valley State  
30 at Central Michigan  
**December**  
8 at Florida State  
11 Alcorn State  
14 at Dartmouth  
17 Central Michigan  
20 vs. Arkansas-Little Rock  
21 vs. Southern Miss/Coppin State  
30 UT Martin  
**January**  
2 at Belmont  
4 at Tennessee State  
9 SIU Edwardsville  
11 Eastern Illinois  
16 Tennessee State  
18 at Eastern Kentucky  
23 at Austin Peay  
25 at Murray State  
**February**  
1 at Morehead State  
8 Tennessee Tech  
13 Morehead State  
15 Eastern Kentucky  
**20 at Southeast Missouri**  
22 at Tennessee Tech  
**March**  
1 Belmont  
5-8 OVC Tournament

## Eastern Kentucky

Feb. 1, at Richmond, Ky.

Location.....Richmond, Ky.  
Founded.....1906  
Enrollment.....15,968  
Colors.....Maroon and White  
Nickname.....Colonels  
Conference.....Ohio Valley  
Arena.....McBrayer Arena (6,500)  
President.....Dr. Michael T. Benson  
Athletics Director.....Mark Sandy  
SID.....Kevin Britton  
Office Phone.....(859) 622-2006  
Cell Phone.....(859) 358-8359  
Email.....kevin.britton@eku.edu  
Fax.....(859) 622-5108  
Press Row.....(859) 622-5908  
Website.....EKUSports.com  
Head Coach.....Jeff Neubauer  
Alma Mater.....La Salle, 1993  
Career Record.....143-112 (8 years)  
School Record.....Same  
2012-13 Record.....25-10  
Conference Record/Finish.....12-4/2nd East  
Starters Returning/Lost.....4/1  
Lettermen Returning/Lost.....13/2

## Eastern Kentucky Schedule

**November**  
8 vs. Florida International  
9 at Kennesaw State  
10 vs. Youngstown State  
13 Warren Wilson College  
16 High Point  
19 Alabama A&M  
22 Brescia  
30 at North Carolina State  
**December**  
5 at VCU  
7 at Longwood  
14 at Wisconsin  
18 North Carolina A&T  
29 at IPFW  
**January**  
2 at Eastern Illinois  
4 at SIU Edwardsville  
8 Murray State  
11 at Morehead State  
16 Belmont  
18 Jacksonville State  
23 at Tennessee State  
25 at Belmont  
30 UT Martin  
**February**  
**1 Southeast Missouri**  
4 Chattanooga  
8 Morehead State  
13 at Tennessee Tech  
15 at Jacksonville State  
22 at Austin Peay  
27 Tennessee Tech  
**March**  
1 Tennessee State  
5-8 OVC Tournament

## Morehead State

Jan. 16, at Morehead, Ky.

Location.....Morehead, Ky.  
Founded.....1887  
Enrollment.....11,235  
Colors.....Blue and Gold  
Nickname.....Eagles  
Conference.....Ohio Valley  
Arena.....Ellis T. Johnson Arena (6,500)  
President.....Dr. Wayne D. Andrews  
Athletics Director.....Brian Hutchinson  
SID.....Matt Segal  
Office Phone.....(606) 783-2557  
Cell Phone.....(317) 501-3627  
Email.....m.segal@moreheadstate.edu  
Fax.....N/A  
Press Row.....(606) 783-2500  
Website.....MSUEagles.com  
Head Coach.....Sean Woods  
Alma Mater.....Kentucky, 1992  
Career Record.....65-98  
School Record.....15-18 (1 year)  
2012-13 Record.....15-18  
Conference Record/Finish.....8-8/4th East  
Starters Returning/Lost.....3/2  
Lettermen Returning/Lost.....N/A

## Morehead State Schedule

**November**  
9 Mid-Continent  
12 at East Tennessee State  
15 at Xavier  
17 Marshall  
19 at Northern Kentucky  
22 at UCLA  
24 at Nevada  
28 vs. Chattanooga  
29 vs. Gardner-Webb/IUPUI  
**December**  
2 Wright State  
4 at Southern Miss  
15 Bowling Green  
19 South Dakota  
23 at Tennessee  
30 Asbury (Ky.)  
**January**  
2 at SIU Edwardsville  
4 at Eastern Illinois  
11 Eastern Kentucky  
**16 Southeast Missouri**  
18 UT Martin  
23 at Belmont  
25 at Tennessee State  
29 Belmont  
**February**  
1 Jacksonville State  
8 at Eastern Kentucky  
13 at Jacksonville State  
15 at Tennessee Tech  
19 Austin Peay  
22 at Murray State  
27 Tennessee State  
**March**  
1 Tennessee Tech  
5-8 OVC Tournament



**Murray State**

Jan. 2, at Murray, Ky.

Mar. 1, at Cape Girardeau, Mo.

Location.....Murray, Ky.  
 Founded.....1922  
 Enrollment.....10,860  
 Colors.....Navy and Gold  
 Nickname.....Racers  
 Conference.....Ohio Valley  
 Arena.....CFSB Center (8,600)  
 Interim President.....Dr. Tim Miller  
 Athletics Director.....Allen Ward  
 SID.....Dave Winder  
 Office Phone.....(270) 809-4271  
 Cell Phone.....(270) 293-0566  
 Email.....dwinder@murraystate.edu  
 Fax.....(270) 809-6814  
 Press Row.....(270) 809-5551  
 Website.....GoRacers.com  
 Head Coach.....Steve Prohm  
 Alma Mater.....Alabama, 1997  
 Career Record.....52-12 (2 years)  
 School Record.....Same  
 2012-13 Record.....21-10  
 Conference Record/Finish.....10-6/1st in West  
 Starters Returning/Lost.....1/4  
 Lettermen Returning/Lost.....6/5

GoRacers.com

**Murray State Schedule****November**

8 at Valparaiso  
 12 Brescia  
 15 at Old Dominion  
 19 Bethel  
 23 at Auburn  
 26 Middle Tennessee State  
 30 at Saint Mary's

**December**

4 Evansville  
 7 Lipscomb  
 17 Southern Illinois  
 21 at Western Kentucky  
 29 at Dayton

**January**

2 **Southeast Missouri**  
 4 UT Martin  
 8 at Eastern Kentucky  
 11 Austin Peay  
 16 at Eastern Illinois  
 18 at SIU Edwardsville  
 23 Tennessee Tech  
 25 Jacksonville State

**February**

1 at Austin Peay  
 6 at Tennessee State  
 8 at Belmont  
 13 SIU Edwardsville  
 15 Eastern Illinois  
 22 Morehead State  
 27 at UT Martin

**March**

1 **at Southeast Missouri**  
 5-8 OVC Tournament

**Tennessee State**

Jan. 11, at Cape Girardeau, Mo.

Location.....Nashville, Tenn.  
 Founded.....1912  
 Enrollment.....9,165  
 Colors.....Royal Blue and White  
 Nickname.....Tigers  
 Conference.....Ohio Valley  
 Arena.....Gentry Center (10,500)  
 Interim President.....Dr. Glenda Glover  
 Athletics Director.....Teresa Phillips  
 SID.....Alex Mitchell  
 Office Phone.....(615) 963-5674  
 Cell Phone.....(770) 309-1760  
 Email.....jmitch18@tnstate.edu  
 Fax.....(615) 963-7692  
 Press Row.....(615) 963-7616/7617  
 Website.....TSUTigers.com  
 Head Coach.....Travis Williams  
 Alma Mater.....Georgia State, 1995  
 Career Record.....58-62 (4 years)  
 School Record.....18-15 (1 year)  
 2012-13 Record.....18-15  
 Conference Record/Finish.....11-5/3rd East  
 Starters Returning/Lost.....1/4  
 Lettermen Returning/Lost.....6/7

TSUTigers.com

**Tennessee State Schedule****November**

8 at Hawaii  
 9 vs. New Mexico State  
 11 vs. Western Michigan  
 16 at Wichita State  
 18 Lipscomb  
 22 at Tennessee  
 26 at Auburn  
 30 at USC Upstate

**December**

3 Alabama A&M  
 7 at Drexel  
 15 Fisk  
 19 at Illinois State  
 21 Miami (Ohio)  
 28 at Eastern Illinois

**January**

2 Tennessee Tech  
 4 Jacksonville State  
 7 Middle Tennessee State  
 11 **at Southeast Missouri**  
 13 at UT Martin  
 16 at Jacksonville State  
 18 Belmont  
 23 Eastern Kentucky  
 25 Morehead State  
 30 at Tennessee Tech

**February**

6 Austin Peay  
 8 Murray State  
 13 at Belmont  
 20 SIU Edwardsville  
 27 at Morehead State

**March**

1 at Eastern Kentucky  
 5-8 OVC Tournament

**SIU Edwardsville**

Jan. 23, at Cape Girardeau, Mo.

Feb. 6, at Edwardsville, Ill.

Location.....Edwardsville, Ill.  
 Founded.....1957  
 Enrollment.....13,850  
 Colors.....Red and White  
 Nickname.....Cougars  
 Conference.....Ohio Valley  
 Arena.....Vadalabene Center (4,000)  
 Chancellor.....Dr. Julie A. Furst-Bowe  
 Athletics Director.....Dr. Bradley Hewitt  
 SID.....Joe Pott  
 Office Phone.....(618) 650-2860  
 Cell Phone.....(314) 707-1712  
 Email.....jpott@siue.edu  
 Fax.....(618) 650-2296  
 Press Row.....N/A  
 Website.....SIUEcougars.com  
 Head Coach.....Lennox Forrester  
 Alma Mater.....Evansville, 1992  
 Career Record.....59-110 (6 years)  
 School Record.....Same  
 2012-13 Record.....9-18  
 Conference Record/Finish.....5-11/4th West  
 Starters Returning/Lost.....3/1  
 Lettermen Returning/Lost.....5/7

SIUEcougars.com

**SIU Edwardsville Schedule****November**

8 at Arkansas  
 13 Saint Louis  
 16 Central Arkansas  
 22 vs. UC Davis  
 23 at Portland State  
 24 vs. Loyola  
 26 at Oregon State

**December**

2 Texas-Pan American  
 7 Central Michigan  
 14 at IPFW  
 16 at Chicago State  
 23 at Southern Illinois  
 29 Robert Morris (Springfield)

**January**

2 Morehead State  
 4 Eastern Kentucky  
 9 at Jacksonville State  
 11 at Tennessee Tech  
 16 Austin Peay  
 18 Murray State  
 23 **at Southeast Missouri**  
 25 at UT Martin  
 29 Crowley's Ridge College

**February**

1 at Eastern Illinois  
 6 **Southeast Missouri**  
 8 UT Martin  
 13 at Murray State  
 15 at Austin Peay  
 20 at Tennessee State  
 26 Belmont

**March**

1 Eastern Illinois  
 5-8 OVC Tournament

**Tennessee Tech**

Jan. 18, at Cookeville, Tenn.

Location.....Cookeville, Tenn.  
 Founded.....1915  
 Enrollment.....11,768  
 Colors.....Purple and Gold  
 Nickname.....Golden Eagles  
 Conference.....Ohio Valley  
 Arena.....Eblen Center (9,280)  
 President.....Dr. Philip Oldham  
 Athletics Director.....Mark Wilson  
 SID.....Mike Lehman  
 Office Phone.....(931) 372-6139  
 Cell Phone.....(224) 639-3710  
 Email.....mlehman@tntech.edu  
 Fax.....(931) 372-3114  
 Press Row.....(931) 372-6077  
 Website.....TTUSports.com  
 Head Coach.....Steve Payne  
 Alma Mater.....Union College, 1990  
 Career Record.....31-31 (2 years)  
 School Record.....Same  
 2012-13 Record.....12-17  
 Conference Record/Finish.....5-11/6th East  
 Starters Returning/Lost.....4/1  
 Lettermen Returning/Lost.....N/A

UICFlames.com

**Tennessee Tech Schedule****November**

9 at South Florida  
 12 Loyola-Chicago  
 15 vs. Texas-Pan American  
 16 at Texas A&M-Corpus Christi  
 17 vs. IPFW  
 21 Indiana-Kokomo  
 23 Milwaukee  
 26 East Tennessee State  
 30 Utah Valley

**December**

5 at Lipscomb  
 7 at Tennessee  
 15 at Lamar  
 17 at Green Bay  
 19 Hillsdale (Okla.)  
 28 at Utah Valley

**January**

2 at Tennessee State  
 4 at Belmont  
 9 Eastern Illinois  
 11 SIU Edwardsville  
 18 **Southeast Missouri**  
 23 at Murray State  
 25 at Austin Peay  
 30 Tennessee State

**February**

1 Belmont  
 8 at Jacksonville State  
 13 Eastern Kentucky  
 15 Morehead State  
 20 at UT Martin  
 22 Jacksonville State  
 27 at Eastern Kentucky

**March**

2 at Appalachian State  
 5-8 OVC Tournament

# 2013-14 SOUTHEAST MISSOURI MEN'S BASKETBALL GUIDE

## UT Martin

Feb. 12, at Cape Girardeau, Mo.  
Feb. 22, at Martin, Tenn.

Location.....Martin, Tenn.  
Founded.....1951  
Enrollment.....8,400  
Colors.....Navy Blue and Orange  
Nickname.....Skyhawks  
Conference.....Ohio Valley  
Arena.....Elam Center (5,000)  
Chancellor.....Dr. Thomas A. Rakes  
Athletics Director.....Phil Dane  
SID.....Ryne Rickman  
Office Phone.....(731) 881-7632  
Cell Phone.....(270) 703-2601  
Email.....rickman@utm.edu  
Fax.....N/A  
Press Row.....(731) 881-7694  
Website.....UTMSports.com  
Head Coach.....Jason James  
Alma Mater.....Graceland, 2000  
Career Record.....29-94 (4 years)  
School Record.....Same  
2012-13 Record.....9-21  
Conference Record/Finish.....5-11/4th West  
Starters Returning/Lost.....4/1  
Lettermen Returning/Lost.....N/A

## UT Martin Schedule

November	
8	at Wyoming
10	at Colorado
13	at Arkansas State
15	Rochester College
17	at Florida State
20	UMKC
22	Jackson State
25	Lipscomb
27	Bethel
30	at UNLV
December	
4	at Samford
7	Northern Kentucky
16	at Presbyterian
19	at Arkansas
21	Southeastern Louisiana
30	at Jacksonville State
January	
2	at Austin Peay
5	at Murray State
11	Belmont
13	Tennessee State
18	at Morehead State
23	Eastern Illinois
25	SIU Edwardsville
30	at Eastern Kentucky
February	
6	at Eastern Illinois
8	at SIU Edwardsville
12	at <b>Southeast Missouri</b>
20	Tennessee Tech
22	<b>Southeast Missouri</b>
27	Murray State
March	
1	Austin Peay
5-8	OVC Tournament

## Nutt vs. All Opponents

Team	W-L	
Abilene Christian	1-0	Middle Tennessee State.....5-9
Air Force	0-2	Mississippi.....2-1
Alabama A&M	1-0	Mississippi State.....0-2
Alabama-Birmingham	0-1	Mississippi Valley State.....3-1
Arkansas	0-1	Missouri.....0-4
Arkansas-Little Rock	14-12	Missouri-Kansas City.....3-2
Arkansas-Pine Bluff	4-0	Missouri-Rolla.....1-0
Arkansas State	0-3	Missouri State.....0-3
Arkansas Tech	1-0	Morehead State.....1-5
Austin Peay	4-8	Morris Brown.....1-0
Ball State	1-1	Murray State.....4-9
Baylor	1-1	Nevada.....1-1
Belmont	0-1	New Mexico.....0-1
Boston College	0-1	New Mexico State.....2-3
Bowling Green	1-1	New Orleans.....13-11
Bradley	0-1	Norfolk State.....1-0
Briar Cliff	1-0	North Texas.....6-5
Cal Poly	1-1	Northern Illinois.....1-0
Canisius	1-0	Northwestern.....0-1
Centenary	2-0	Northwestern (La.) State.....1-0
Central Arkansas	0-2	Oklahoma.....0-1
Central Baptist	1-0	Oklahoma State.....1-3
Central Methodist	1-0	Old Dominion.....0-1
Chattanooga	1-0	Old Monmouth.....0-1
Clemson	0-1	Oral Roberts.....1-1
Colorado State	0-1	Oregon.....0-1
Dartmouth	1-0	Penn State.....0-1
Denver	8-8	Pepperdine.....0-1
East Carolina	0-1	Portland.....1-0
Eastern Illinois	7-6	Prairie View A&M.....1-0
Eastern Kentucky	2-7	Richmond.....1-0
Eastern Michigan	0-1	Sacramento State.....2-0
Florida Atlantic	2-1	Saint Louis.....0-2
Florida Gulf Coast	0-1	Samford.....0-2
Florida International	15-4	Sam Houston State.....1-1
Freed-Hardeman	1-0	San Diego State.....1-0
Georgia	0-1	SMU.....0-2
Georgia Southern	0-2	South Alabama.....9-11
Georgia State	1-1	South Dakota State.....1-1
Grambling State	0-1	Southeast Missouri State.....1-2
Hampton	1-0	Southeastern Louisiana.....2-0
Hannibal-LaGrange	3-0	Southern Illinois.....0-2
Harding	1-0	SIU Edwardsville.....5-1
Harris-Stowe	1-0	Southern Mississippi.....3-1
Hawaii	1-0	Southwestern College.....2-0
Illinois-Chicago	0-1	Southwestern Louisiana.....3-5
Illinois State	0-1	St. Bonaventure.....0-1
Iowa State	0-2	Tennessee State.....1-5
Jackson State	3-1	Tennessee Tech.....3-6
Jacksonville	4-3	Texas A&M-Corpus Christi.....1-1
Jacksonville State	3-4	Texas-Arlington.....1-0
Kansas	0-1	Texas Christian.....1-2
Lamar	4-5	Texas-Pan American.....8-2
Lambuth	1-0	Toledo.....0-2
Liberty	2-0	Troy.....1-4
Lincoln University	1-0	Tulsa.....0-1
Louisiana-Lafayette	4-9	USC.....0-1
Louisiana-Monroe	2-1	UT Martin.....9-3
Louisiana Tech	6-9	Utah.....0-2
Louisville	0-1	Utah State.....0-1
Lyon College	4-0	Utah Valley State.....0-2
MacMurray	1-0	Valparaiso.....1-0
McNeese State	2-2	West Alabama.....2-0
Memphis	1-6	Western Kentucky.....11-15
Miami (Ohio)	1-1	Williams Baptist.....1-0
		<b>Total.....238-264</b>





Team	W-L		
Alabama	0-1	Eastern Michigan	0-2
Alabama A&M	1-0	Eastern Tennessee State	1-0
Alabama-Birmingham	0-1	Eastern Washington State	1-0
Alabama-Huntsville	0-2	Emporia State	1-0
Alaska	1-0	Evangel College	1-0
Alcorn State	1-0	Evansville*	3-9
Abilene Christian	3-0	Fairfield	1-1
Angelo State	2-0	Florida Gulf Coast	0-1
Arkansas	1-6	Florida Southern	0-2
Arkansas College	1-0	Florida State	0-1
Arkansas-Little Rock	1-3	Fresno State	0-1
Arkansas State	38-28	Grambling State	0-1
Arkansas State Teachers	3-2	<b>Hannibal-LaGrange</b>	<b>3-0</b>
Arkansas Tech	0-1	Harding	1-0
Augustana College	1-0	Harris-Stowe	8-2
<b>Austin Peay</b>	<b>18-32</b>	Henderson State	3-2
Baker University	3-0	Hendrix College	0-1
<b>Ball State</b>	<b>0-1</b>	Houston	0-1
Belmont	0-1	Illinois	0-1
Benedictine	1-0	<b>Illinois-Chicago</b>	<b>0-1</b>
Bethel College	1-0	Illinois College	5-0
Birmingham Southern	0-1	Illinois State	1-7
Bradley	2-6	Indiana State	0-2
Cal State-Bakersfield	0-1	Iowa	0-1
Cal State-Hayward	1-0	Iowa State	0-2
Cal State-Riverside	2-1	IPFW	1-1
California-Santa Barbara	1-0	Jackson State	2-0
Campbell	1-0	<b>Jacksonville State*</b>	<b>4-13</b>
Canterbury College	3-0	Kansas	0-1
Centenary College	2-1	Kansas State	0-1
<b>Central Arkansas</b>	<b>5-5</b>	Kentucky Christian	1-0
Central Methodist*	8-2	Kentucky Wesleyan	6-12
Central Florida	1-0	Lewis University	1-0
Central Michigan	1-0	Lincoln University	28-20
Central Missouri State	65-90	Lindenwood College	1-0
Central Wesleyan College	5-8	Longwood*	1-0
Chattanooga	1-0	Louisiana State	0-1
Cheyney University	1-0	Louisiana Tech*	1-3
Chicago	1-0	Louisville	0-1
Chicago State	1-1	Loyola Univ. (New Orleans)	1-0
Christian Brothers College	15-5	Lyon College	1-0
Cincinnati	0-2	Maine	1-0
Cleveland State	1-1	Maryville College	4-0
Columbia College	1-0	MacMurray College	1-0
Colorado	0-1	McKendree College	19-5
Colorado State	2-2	McNeese State	1-1
Concordia Seminary	22-12	<b>Memphis</b>	<b>2-3</b>
Coppin State	0-1	Miami (Ohio)	1-1
Creighton	0-1	Midwestern University	2-1
Culver-Stockton*	2-1	Middle Tennessee	14-7
Dakota Wesleyan	1-0	Millikin University	2-3
Delta State	10-9	Mississippi	0-1
DePaul University	0-3	Mississippi State	0-1
Drake	0-1	Mississippi Valley State	0-3
Drury College	5-5	Missouri	0-7
Earlham College	1-1	Missouri Baptist	15-0
East Texas	1-0	<b>Missouri-Kansas City</b>	<b>7-2</b>
<b>Eastern Illinois*</b>	<b>24-21</b>	Missouri-Rolla	102-32
<b>Eastern Kentucky*</b>	<b>16-25</b>	<b>Missouri State</b>	<b>53-88</b>
		Missouri-St. Louis	26-11
		Missouri Southern	8-1
		Missouri Western	4-2
		Montana	0-4
		Montana State	1-2
		<b>Morehead State</b>	<b>17-22</b>
		Morris Brown	2-0
		<b>Murray State</b>	<b>19-47</b>
		Nebraska	0-1
		Nebraska State Teachers	0-1
		New Haven University	0-1
		New Mexico Highlands	1-0
		New Mexico	0-1
		New Orleans	2-0
		Nicholls State	0-1
		Norfolk State	2-0
		North Alabama	2-0
		North Carolina Central	0-1
		North Texas	1-1
		Northeast Missouri State	83-62
		Northern Illinois	1-1
		Northwest Missouri State	65-60
		Northwest Oklahoma	1-0
		Oakland City	17-0
		Oakland University	0-1
		Ohio Northern	1-0
		Oklahoma	0-1
		Oklahoma State	0-1
		Old Dominion	0-1
		Oral Roberts	1-4
		Oregon	0-1
		Ottawa University	2-2
		Ouachita College	2-0
		Panhandle A&M	2-0
		Parks College	1-0
		Peru State	2-0
		Philander Smith	1-0
		Pittsburg State	5-0
		Prairie View A&M	1-0
		Purdue University	0-2
		Quincy College	12-10
		Robert Morris	1-0
		Rockhurst	2-0
		Rust College	2-0
		Sacramento State	2-0
		Sacred Heart	0-1
		Samford University	3-6
		San Jose State	1-0
		Savannah State	1-0
		<b>Saint Louis</b>	<b>4-8</b>
		Samford*	0-2
		Sam Houston State	1-0
		San Francisco State	1-0
		School of the Ozarks	1-2
		Sewanee	1-0
		SMU	0-2
		South Dakota State	3-0
		South Florida	0-2
		<b>Southeastern Louisiana</b>	<b>4-0</b>
		Southeastern Oklahoma	1-0
		Southern Arkansas	1-0
		Southern California College	1-0
		Southern Illinois	43-68
		<b>Southern Illinois Edwardsville</b>	<b>14-5</b>
		Southern Indiana	3-2
		Southern Mississippi	1-2
		Southern Utah	1-1
		Southwest Baptist	6-7
		Southwest of Memphis	1-0
		Southwestern Oklahoma	1-0
		Sparks College	1-1
		Spring Hill (Mobile)	1-0
		State College of Iowa	0-1
		St. Bonaventure	0-1
		St. Louis Christian Brothers College	8-3
		St. Regis (Denver)	0-1
		<b>Tennessee State*</b>	<b>17-24</b>
		<b>Tennessee Tech*</b>	<b>13-28</b>
		Texas Arlington	2-0
		Texas Pan American	2-0
		Texas Wesleyan	1-0
		Toledo	0-1
		Transylvania	1-0
		<b>Troy</b>	<b>4-1</b>
		<b>Tulane</b>	<b>0-1</b>
		Tulsa University	0-2
		Union University	16-6
		Upper Iowa University	1-0
		<b>UT Martin</b>	<b>44-26</b>
		Vanderbilt	0-1
		Washburn	3-2
		West Florida	0-1
		West Georgia	1-0
		West Texas State	1-1
		Western Carolina	1-0
		Western Colorado	1-0
		Western Illinois	3-5
		Western Kentucky	0-4
		Western Michigan	0-1
		Westminster College	7-5
		Wheaton	1-0
		William Jewell	0-1
		William Penn	1-0
		Williams Baptist	1-0
		Wisconsin	0-1
		Wisconsin-Green Bay	2-2
		Wisconsin-Milwaukee	5-1
		Wittenburg	0-1
		Xavier (Ohio)	0-2

\* Indicates opponents Southeast had to vacate one win against during the 2007-08 season.

**2013-14 Opponents in Bold**

# 2013-14 SOUTHEAST MISSOURI MEN'S BASKETBALL GUIDE

Following are Southeast's  
Year-by-Year Results  
against OVC Opponents  
since joining the NCAA  
Division I level.

Following are Southeast's Year-by-Year Results against OVC Opponents since joining the NCAA Division I level.			2001-02	L	74-84	Jacksonville State			L	55-83	L	73-76	2007-08	W	84-74+*					
				W	102-87*	2003-04	L	64-79	1995-96	L	77-81	1996-97	W	71-53	L	76-93				
			2002-03	L	75-85*	2004-05	W	84-65		L	61-79*		W	78-75*	2008-09	L	76-103			
				L	73-85	2005-06	L	72-82	1996-97	L	75-77	1997-98	L	77-79*		L	75-91*			
Austin Peay			2003-04	W	84-64		L	67-80*		L	75-86*		W	60-59	2009-10	L	73-82*			
				L	85-89*	2006-07	L	67-70*	1997-98	L	66-101	1998-99	W	70-49		L	68-82			
			2004-05	W	79-60*		L	72-78		L	71-82*		W	61-54*	2010-11	W	77-75			
			1991-92	W	79-76*		W	88-79	2007-08	W	81-80+	1998-99	L	70-71*	1999-00	W	79-46*	L	86-93*	
1992-93			2005-06	W	72-60		L	83-86*		L	52-62		L	52-56	2011-12	L	62-77			
				W	90-68		L	49-60*	2008-09	L	66-71		L	61-62^	2000-01	W	88-57	L	73-77^	
				W	77-64*	2006-07	W	80-65*		L	68-78*	1999-00	W	84-79		L	94-96*	2012-13	W	74-62*
				L	69-75		L	69-77	2009-10	W	78-66*		L	60-77*	2001-02	L	82-94*			
1993-94			2007-08	W	82-71+		L	55-58	2000-01	L	58-60*		L	65-72	UT Martin					
				L	63-79*		L	70-90*	2010-11	W	76-67		L	54-65	2002-03	W	87-67*	1992-93	L	89-90
				W	90-87	2008-09	L	73-83*		L	56-65 <sup>OT</sup> *	2001-02	L	72-85		W	89-82		W	69-68*
				L	69-82		L	62-70	2011-12	W	74-56*		L	86-92*	2003-04	W	81-75*	1993-94	W	86-63*
1995-96			2009-10	L	68-88		L	59-69	2002-03	W	78-68*		L	86-90		L	87-103			
				L	85-96		L	49-75*	2012-13	L	65-67		L	65-71	2004-05	L	101-105	1994-95	W	61-59
				W	73-72*	2010-11	W	78-75*			2003-04	L	74-80*		W	85-68*		W	75-66*	
				W	73-61*		W	70-64	Morehead State				L	63-76	2005-06	W	70-69*	1995-96	W	71-61*
1997-98				W	81-57	2011-12	W	80-73*	1991-92	W	85-74*	2004-05	W	61-58		L	59-79			
				L	46-76^		W	74-53		L	80-84		L	57-61*	2006-07	L	72-75	1996-97	W	82-72*
			1998-99	W	74-65	2012-13	L	72-78 <sup>OT</sup>	1992-93	W	107-96*	2005-06	L	68-81		W	92-78*		L	62-92
				W	87-71*		W	77-64*		L	85-92		L	69-76*	2007-08	W	102-95 <sup>+</sup>	1997-98	L	82-91
1999-00				W	62-60*		W	78-68^	1993-94	L	72-85	2006-07	W	96-85		L	75-87		W	87-61*
				L	64-67		L	80-94*		L	80-94*		L	67-85*	2008-09	L	72-83*	1998-99	W	84-75*
			2000-01	L	60-88	Eastern Kentucky			1994-95	L	72-74*	2007-08	L	51-79*		L	82-87		W	60-49
				L	72-77*	1991-92	W	76-74*		L	49-80		L	85-86	2009-10	W	74-66	1999-00	L	66-75
2001-02				L	70-72^		L	69-83	1995-96	W	81-64	2008-09	L	55-80		L	67-74*		W	80-68*
				L	67-68*	1992-93	W	79-63*		W	76-74*		L	60-79*	2010-11	L	67-77*		W	76-74^
				L	47-80		L	65-86	1996-97	W	94-75	2009-10	L	61-80*		L	52-57	2000-01	W	60-49*
			2002-03	L	49-62	1993-94	L	62-86		L	80-83		L	68-80	2011-12	L	72-75*		W	81-73
2003-04				L	56-63*		L	75-84*	1997-98	W	64-61	2010-11	L	58-96	2012-13	L	69-81	2001-02	L	73-89
				L	48-52*	1994-95	W	59-52*		W	99-79*		W	64-57*				W	78-51*	
				L	52-54		L	66-71	1998-99	W	71-69*	2011-12	L	73-81	Tennessee Tech			2002-03	L	80-88*
				L	50-60	1995-96	L	73-89		W	72-60		L	66-75*	1991-92	L	51-84		L	61-77
2005-06				W	65-52*		L	76-79*	1999-00	W	80-59*	2012-13	L	66-74*		L	66-74*	1992-93	W	79-74*
				L	56-63*	1996-97	W	70-68		W	74-58		W	84-68		W	79-74*	2003-04	W	89-78*
				L	62-73		L	76-84	2000-01	W	74-71					L	99-113	2004-05	W	75-68
			2006-07	L	67-68	1997-98	L	79-82		W	63-61*	SIU Edwardsville			1993-94	W	87-77*		W	72-52*
2007-08				L	73-75*		W	97-78*	2001-02	L	53-59*	1971-72	W	87-82*		W	89-83	2005-06	L	60-72
				L	82-85	1998-99	W	78-58*		L	75-91		L	84-89	1994-95	L	58-97		L	55-66*
				W	121-116*		W	77-61	2002-03	L	63-77		L	75-99#		W	89-73*	2006-07	W	81-79*
			2008-09	L	67-91*	1999-00	W	77-65*		L	69-79*	1981-82	W	67-57	1995-96	W	81-78*		W	73-69
2009-10				L	78-88		W	75-48		L	84-91^		W	87-61*		L	69-102	2007-08	L	71-90*
				L	71-76 <sup>OT</sup>	2000-01	W	65-59	2003-04	W	80-77*		W	81-62	1996-97	L	82-86		L	85-98
				L	68-71 <sup>OT</sup> *		W	81-70*	2004-05	L	66-88	1984-85	W	101-64*		W	78-65*	2008-09	L	67-81*
			2010-11	L	60-78*	2001-02	W	95-75*	2005-06	L	55-60*		W	63-58	1997-98	W	69-51*		L	73-86
2011-12				L	52-75		W	81-74		L	59-62	1985-86	W	90-79*		L	57-77	2009-10	W	77-63*
				L	60-76^	2002-03	W	93-77	2006-07	W	61-59	1986-87	L	62-72	1998-99	W	64-51		L	70-73
				W	65-60*		L	75-79*		W	81-78*	1990-91	W	111-85*		L	62-68*	2010-11	W	82-75*
				L	59-68	2003-04	L	81-85*	2007-08	L	78-82*	1998-99	W	78-35*	1999-00	W	84-79		L	69-79
2012-13				W	86-84*	2004-05	L	72-83		L	63-75	2008-09	L	69-70*		W	61-50*	2011-12	W	73-71
				W	108-81		L	52-69^	2008-09	L	67-73*		L	68-49*	2000-01	L	68-70*		W	86-56*
					2005-06	W	68-62*		L	67-79		L	83-63	2010-11	W	69-79	2012-13	W	65-60*	
			Belmont				L	51-80	2009-10	L	40-80	2011-12	W	85-68*	2001-02	L	62-75*		W	96-74
2012-13			L	72-107	2006-07	W	88-74		L	54-73*		W	85-72		L	67-92				
						L	61-66*	2010-11	L	63-76*	2012-13	L	77-80		L	58-73^	* Game played in Cape Girardeau, Mo.			
Eastern Illinois					2007-08	W	66-55 <sup>+</sup>		L	52-64		W	76-67*	2002-03	W	75-71*				
				L	61-65*		L	69-80	2011-12	W	67-51*		L	73-89		L	73-89			
1997-98				L	71-92	2008-09	L	71-74*	2012-13	L	59-75*	Tennessee State			2003-04	L	69-71*	^ OVC Tournament Game		
				L	78-81*		L	64-84			1991-92	L	62-63		L	73-74				
1998-99				W	84-77	2009-10	L	63-79	Murray State				W	76-66*	2004-05	L	61-63	+ Indicates win which was vacated due to NCAA infractions in 2007-08.		
				W	81-70		L	56-59*	1991-92	L	76-86	1992-93	L	70-95		L	81-82*			
1999-00				W	92-70*	2010-11	L	52-64*		W	80-75*		W	94-77*	2005-06	L	65-79*			
				W	78-57^		L	64-77	1992-93	L	95-111*	1993-94	L	83-94*		L	76-87			
2000-01				W	77-66*		W	65-49^		L	96-100		L	87-96	2006-07	L	76-91			
				W	72-71	2011-12	L	59-63	1993-94	L	74-81	1994-95	L	80-83		L	80-87*			
				L	71-83		W	75-65^		L	95-96*		W	66-64*		L	60-88^			
				W	75-73*	2012-13	L	72-81*	1994-95	L	79-83*	1995-96	L	70-82*						
						L	69-84^													





THIS IS THE OVC





Now in its 66th year, the Ohio Valley Conference continues to build on the success that has made it the nation's eighth-oldest NCAA Division I conference.

In May 2011 the Conference expanded for the second time in four years, adding Belmont University which began competition in the 2012-13 academic year. The addition of Belmont gave the OVC 12 members, the most the league has had at one time in its illustrious history. The move added a second team in the city of Nashville and was the first addition to the league since Southern Illinois University Edwardsville joined in 2008. Subsequently, the league has shown its stability over the past decade, seeing only one member institution depart over the past 13 years.

The 2009-10 school year saw a change in leadership as Beth DeBauche was named the seventh full-time Commissioner in league history on July 28, 2009. She is currently one of just six females to be the head of a Division I conference, and one of just nine to lead a Division I conference all-time. The last three commissioners of the OVC have moved onto jobs as the commissioner of the Big Ten, Big 12 and the Mid-American Conferences.

The OVC's proud history dates back to 1948, but seeds for the new league were actually planted in 1941. It was then that Roy Stewart, the athletics director at Murray State, Charles "Turkey" Hughes, the athletics director at Eastern Kentucky, and Kelly Thompson, the public relations director at Western Kentucky, first broached the idea of forming a new conference. Discussions were put on hold by World War II, but reemerged Feb. 27-28, 1948 at the Kentucky Hotel in Louisville as the three original institutions combined with Morehead State, Louisville and Evansville to form the OVC.

In the 1950s, the OVC became a pioneer on a much more significant scale socially. During times of racial segregation, league member Morehead State became one of the first non-traditionally black mid-southern institutions to accept a black student. In 1958 Marshall Banks earned athletically-related aid at Morehead, which signed a second black athlete, Howard Murphy, a year later. In 1961 Murphy earned all-conference recognition as a halfback in football. With racial barriers broken, the rest of the institutions in the league began to provide educational and athletic opportunities to African-Americans.

After Title IX legislation passed in 1972, women's athletics began a rebirth on the national scene as the NCAA began sponsor-

ing and marketing women's sports. Recognizing the need to provide increased opportunities for female athletes, the OVC began formulating plans for women's athletics in 1975 and established women's championships in the sports of basketball, tennis and track in 1977, with cross country and volleyball added over the next four years. Those sports were initially governed by the Association of Intercollegiate Athletics for Women (AIAW), but the overall strength of women's programs in the league was demonstrated by the automatic bids the OVC instantly received when the NCAA became the governing body in 1982. The conference added women's golf and softball in 1994 and women's soccer in 1998.

Through the past 65 years, 15 teams have won or shared the league's football title. The list is led by Eastern Kentucky, winner of 21 outright or shared football crowns (including sharing the title in 2011), which is tied for the most in Football Championship Subdivision history (with Massachusetts). Among OVC teams, former member Middle Tennessee is next with 11 titles, followed by Tennessee Tech with 10, and Murray State and former member Western Kentucky with eight apiece. Eastern Illinois has claimed six football crowns and Jacksonville State has three, while Morehead State, Tennessee State and former members Evansville and East Tennessee State have captured two apiece. Austin Peay, Southeast Missouri, UT Martin and former member Youngstown State have one title apiece.

Murray State and Evansville tied for the initial football championship, and the Racers participated in the first-ever bowl game by an OVC team, tying Sul Ross State 21-21 in the 1948 Tangerine Bowl. From 1948 to 1975, OVC teams played in 15 bowl games, winning eight of them. Eastern Kentucky and Western Kentucky were also participants in the NCAA Division II playoffs in the early and mid-1970s prior to the NCAA's reclassification of football programs into Division I-AA. The term "I-AA" lasted until the end of the 2006 season when it was changed to Division I Football Championship Subdivision (FCS).

The first Division I-AA/FCS football playoff was held in 1978 with only four teams, which is the only year through present day that the OVC did not field a playoff representative. In 1979, four of the nation's top teams were invited to the playoffs, and two of them - Eastern Kentucky and Murray State - were from the OVC. Murray dropped its semifinal game to Lehigh, but the Colonels nipped Nevada-Reno in double overtime and claimed the national championship a week later with a 30-7 victory over Lehigh. ECU was coached by former

All-America quarterback Roy Kidd, who was in his 16th year at the helm of his alma mater and who skipped the Colonels to a second national title three years later. Following the 2002 season, Kidd retired after 39 years at ECU; upon retirement, he ranked sixth all-time among Division I coaches with 315 victories, earning him a spot in the College Football Hall of Fame. ECU's 20 FCS playoff appearances are the second for the most all-time (behind only Montana and tied with Appalachian State).

In addition to Kidd, other coaching legends in the OVC include Charles "Bubber" Murphy, who coached at Middle Tennessee from 1947-1968, Western Kentucky's Jimmy Feix (1968-83), Wilburn Tucker (1954-67) and Don Wade (1968-82) of Tennessee Tech, Bill Ferguson (1967-77) of Murray State, Guy Penny (1959-67) of Morehead State and Boots Donnelly (1977-78 at Austin Peay; 1979-1998 at Middle Tennessee). Following the 2011 season Eastern Illinois head coach Bob Spoo retired after 25 years at the school (the last 16 as members of the OVC). In his time as an OVC coach he compiled 92 total victories (fifth-most in league history) and 68 OVC wins (fourth-most in league history) and was inducted into the OVC Hall of Fame in 2012.

A sampling of former OVC football stars, some of whom were All-Americans during their collegiate careers before achieving stardom at the professional ranks, include Jim Youngblood and Larry Schreiber (Tennessee Tech), Phil Simms (Morehead State), Virgil Livers and Dale Lindsey (Western Kentucky), Myron Guyton and Chad Bratzke (Eastern Kentucky), Cortland Finnegan (Samford) and Tony Romo (Eastern Illinois). In 2008, former Tennessee State standout Dominique Rodgers-Cromartie became just the fourth NFL First Round draft pick in OVC history when he was selected 16th overall by the Arizona Cardinals. He would break into the starting lineup halfway through his rookie season and started at cornerback for the Cardinals in Super Bowl XLIII. The OVC has had at least one former player named a NFL Pro Bowl selection in four of the past seven seasons.

The 2007 season marked a return to scholarship football and the OVC for the Austin Peay Governors. Following the 1996 season the Governors dropped scholarship football and competed as both an independent (1997-00, 2006) and as a member of the Pioneer Football League (2001-05).

The 2007 season also brought new vernacular to the Ohio Valley Conference and the division formerly known as I-AA. Begin-



ning with the 2006 National Championship game the term I-AA was changed to NCAA Football Championship Subdivision (FCS) in a decision by the Division I Board of Directors. The new label was chosen to communicate in a positive and clear manner the unique differences between Division I football categories (chiefly, the post-season opportunity) while still defining them within the Division I experience. The FCS includes programs that compete in an effort to participate in the NCAA championship postseason structure (one of 89 NCAA national championships) as opposed to the Football Bowl Subdivision (FBS) which competes in an effort to participate in the post-season bowl system (the 35 NCAA-licensed events which includes the Bowl Championship Series).

In 2010 Southeast Missouri State, picked to finish seventh in the preseason poll, compiled a 7-1 Conference record on the way to its first OVC Championship since joining the league in 1991. Overall the Redhawks were 9-2 during the regular season and earned a berth in the FCS Playoffs, its first playoff berth at any level in the program's 104-year history. Southeast would lose to eventual national champion Eastern Washington in the second round of the playoffs. Head coach Tony Samuel capped the year by winning the Sports Network's Eddie Robinson Award, given to the National Coach of the Year. Samuel was the second OVC coach to win the award (joining Murray State's Houston Nutt who won the award in 1995).

For only the second time in league history in 2011, three teams shared the OVC football championship, as Eastern Kentucky, Jacksonville State and Tennessee Tech finished with 6-2 records. The only other time in league history more than two champions were crowned at the end of the year was 1962 (when four teams shared the crown).

In 2012 Eastern Illinois became just the fourth football team in OVC history to go from worst-to-first in winning the OVC Championship. The Panthers were led by head coach Dino Babers who became just the fourth first-year head coach to win an OVC Championship (joining Boots Donnelly in 1977, Jason Simpson in 2006 and Dean Hood in 2008). During the year Eastern Illinois junior wide receiver Erik Lora shattered the FCS single-season receptions record, hauling in 136 passes in 12 games; that mark was 13 more than the previous NCAA record and 44 more than the previous OVC mark.

Football wasn't the only sport in which the OVC was quickly gaining respect. In 1955,

the OVC became only the second six-member league nationally to earn an automatic bid to the prestigious NCAA Men's Basketball Tournament, which, at that time, was limited to only 24 participants. The Conference quickly proved worthy of that bid, as Morehead State defeated Marshall (107-92) and Wayne State (95-84) in the 1956 tournament.

Fifteen years later, former OVC member Western Kentucky became the first and only Conference team to reach the Final Four. The Hilltoppers defeated Jacksonville, Kentucky and Ohio State before losing to Villanova in double overtime in the national semifinals. WKU went on to finish in third place after beating Kansas 77-75 in the consolation game.

Since that time, the OVC has recorded some of the biggest upsets in the history of the NCAA Tournament. Perhaps the most famous moment came in 1987, when Austin Peay came from fourth place in the regular season to win the OVC Tournament and earn the league's automatic bid. The Governors drew powerful Illinois, and were such big underdogs, that ESPN broadcaster Dick Vitale promised to stand on his head if APSU won the game. After a 68-67 victory over the Illini, and a narrow 90-87 overtime loss to eventual Final Four participant Providence in the second round, Vitale made good on his promise in a visit to Clarksville two months later.

Murray State added to the OVC's string of upsets in 1988 when it knocked off 14th-ranked North Carolina State, 78-75. The Racers' M&M Boys - Jeff Martin and Don Mann - combined for 39 points in the win. MSU nearly went on to the Sweet 16 that year, losing to eventual national champion Kansas, 61-58. A bank shot by Mann that would've given the Racers a one-point lead rolled off the rim with three seconds left. In 1990 as a No. 16 seed, Murray State took No. 1 seed Michigan State into overtime before falling 75-71; that game still marks the closest a No. 16 seed has come to knocking off a No. 1 in men's tournament action. More recently, Murray State has dominated the OVC Tournament, reaching the championship game every year in the 1990's. The Racers' 15 OVC Tournament Championships are the most among all OVC schools.

After former member Middle Tennessee State won a first round game in 1989, the league had a drought as no other OVC team won a NCAA Tournament game for the next 19 years. But Morehead State, coming off a thrilling double overtime OVC Tournament victory over Austin Peay, topped Alabama

State 58-43 in the Opening Round game at University of Dayton Arena in Dayton, Ohio. The game was played in front of an Opening Round record crowd of 11,346; that crowd included many MSU fans who made the three-hour drive from Morehead for the game.

In 2009-10, Murray State made OVC history by winning a record 31 games (31-5) on its way to the league's regular season and tournament championships. In the first round of the NCAA Tournament, the No. 13 seed Racers topped Vanderbilt in thrilling fashion when senior Danero Thomas hit a jumper as time expired to lift MSU to a 66-65 victory. It marked the first OVC team to advance to the second round of the NCAA Tournament since 1989, and snapped a skid of 71-straight losses to Southeastern Conference foes (dating back to 2000-01). In the second round the Racers pushed eventual national runner-up Butler to the brink before losing 54-52.

In 2010-11 Morehead State would make it three NCAA Tournament wins in as many years for the league and got a bit of revenge for the 2009 tournament loss to Louisville in the process. After finishing second in the regular season and winning the OVC Tournament Championship, the No. 13 seeded Eagles were shipped to Denver to play the in-state foe Cardinals. MSU jumped out to a 15-2 advantage but were down four points (61-57) with just over a minute to play in regulation. After two free throws from two-time OVC Player of the Year Kenneth Faried, the Eagles held for one final shot attempt and senior Demonte Harper pulled up off a cross-over dribble to nail a 3-pointer with 4.3 seconds left that gave Morehead State a 62-61 lead. UofL had one last attempt but Faried blocked the Cardinals last shot, giving MSU the win, its first over Louisville since the 1956-57 season.

In 2011-12 Murray State put together one of the greatest seasons in OVC history, beginning the year 23-0 (an all-time OVC best) and being ranked as high as No. 7 in the coaches poll on Feb. 6. The squad was the first OVC team to be nationally-ranked since Murray State was ranked in 1997-98; in addition the top 10 ranking was the first for an OVC team since the 1970-71 campaign (WKU). The Racers would top nationally-ranked Memphis and Saint Mary's during the season and win the league's regular season and tournament championships. MSU earned a No. 6 seed in NCAA Tournament, the

highest-ever seed for an OVC team since the NCAA began seeding the field in 1979. The Racers would top Colorado State 58-41 in the second round before falling to Marquette in the third round. Murray State would win 31 games overall, tying the OVC all-time record the Racers set in 2009-10.

After the Murray State win in 2011-12, the league had won NCAA Tournament games in four-straight seasons, something that had never happened in league history (three-game winning streaks from 1960-62 and 1987-89 had been the previous best streaks). Over that time period (2009-12) the OVC was one of just nine conferences nationally to win a NCAA Tournament game in each season and one of only three non-BCS leagues (joining the Atlantic 10 and WCC) to do so.

During the 2010-11 year Faried, the nation's leading rebounder during the season, became the NCAA's Modern Era (since 1973) career rebounding leader, totaling 1,673 rebounds which passed Tim Duncan for the record (he is 11th all-time in NCAA history). Faried also finished his career with 86 double-doubles, second all-time to only Duncan. He is one of only six players in NCAA history to finish with 2,000-plus career points (2,009) and 1,600-plus career rebounds. Faried was drafted 22nd overall by the Denver Nuggets in the 2011 NBA Draft, becoming the first OVC player selected in the first round since Tennessee State's Carlos Rogers 1994.

Through its 65 years, 13 teams have won or shared the league's regular season men's basketball title. Murray State heads the list with a Conference-record 23 outright or shared basketball crowns. Other past champions include former member Western Kentucky (19), Morehead State (9), Austin Peay (8), Eastern Kentucky (6), Tennessee Tech (5), former member Middle Tennessee (5), Tennessee State (2), former member East Tennessee State (2), Belmont (1 – winning the 2012-13 title in its first year in the league), Southeast Missouri State (1), UT Martin (1) and former member Akron (1).

Among the coaching greats in men's basketball have been Western Kentucky's E.A. Diddle, who retired with 759 victories and 10 OVC titles; John Oldham, who was a member of the very first All-OVC squad and went on to win seven OVC crowns during his coaching tenure at Tennessee Tech and Western Kentucky; Paul McBrayer, who guided Eastern Kentucky to 219 wins and three OVC crowns; and Cal Luther, who is the only person in Conference history to win men's basketball Coach of the Year honors

at two league schools – Murray State and UT Martin. Current Austin Peay head coach Dave Loos became the winningest coach in OVC history in 2009-10, netting his 319th victory and passing Luther on the all-time list. Loos enters the 2013-14 season with 371 victories.

There have been an equal number of great players including Western Kentucky's Clem Haskins, who is the only three-time OVC Player of the Year. Several players have won OVC Player of the Year honors twice: Western Kentucky's Jim McDaniels (1969-70 and 1970-71), Murray State's Les Taylor (1971-72, 1972-73), Jeff Martin (1987-88, 1988-89), Popeye Jones (1989-90, 1990-91) and Marcus Brown (1994-95, 1995-96), Austin Peay's Otis Howard (1976-77, 1977-78), Middle Tennessee's Jerry Beck (1980-81, 1981-82), Akron's Joe Jakubick (1982-83, 1983-84), Tennessee State's Carlos Rogers (1992-93, 1993-94), UT Martin's Lester Hudson (2007-08, 2008-09), Morehead State's Kenneth Faried (2009-10, 2010-11) and Murray State's Isaiah Canaan (2011-12, 2012-13).

The OVC also has the honor of being the only conference to boast the nation's leaders in scoring, rebounding and assists all in one season. That feat was accomplished in 1991-92 by Morehead State's Brett Roberts (28.1 ppg), Murray State's Popeye Jones (14.4 rpg) and Tennessee Tech's Van Usher (8.8 apg).

In 2007-08, UT Martin guard Lester Hudson became the first men's Division I player to record a quadruple-double in a game, when he registered 25 points, 12 rebounds, 10 assists and 10 steals in a victory over Central Baptist College. Hudson, who ranked fourth in scoring nationally as a junior, returned for his senior season in 2008-09 and was second nationally in scoring (behind Davidson's Stephen Curry) at 27.5 points a contest. Hudson earned numerous honors (including OVC Player of the Year and OVC Male Athlete of the Year in each 2008 and 2009 and All-American status from several outlets) before being drafted by the Boston Celtics with the No. 58 pick of the 2009 NBA Draft.

Murray State guard Isaiah Canaan, a first-team All-American in 2011-12, capped his illustrious career in 2012-13 by becoming just the 17th player in OVC history to score 2,000 or more career points (and the third player in the past three years to do so). Canaan, who was a key part of Murray State NCAA Tournament victories in both 2010 and 2012, earned a pair of OVC Player of the Year honors (2012 and 2013) during his career as well as being named OVC Freshman of the Year (2010), OVC Tournament MVP (2010) and OVC Male Athlete of the Year (2012).

Women's basketball in the OVC has been

dominated by Tennessee Tech, which has won or shared 18 regular-season titles and owns nine OVC Tournament crowns. In fact, the Golden Eagles have reached the championship game of the OVC Tournament 22 times in the past 32 years. Although Tennessee Tech remains the standard-bearer, five other teams have won 13 of the last 20 OVC Tournaments. UT Martin became the latest program to add its name to the list, capturing its first OVC Tournament title in 2011 and also winning championships in 2012 and 2013. The Skyhawks were the first team to three-peat since Austin Peay won four-straight titles from 2000-03. Austin Peay leads the remaining teams with seven crowns while Tennessee State, Eastern Kentucky, Murray State and Southeast Missouri each have won titles during that span.

Several coaches have made their mark in the history of OVC women's basketball. Former Tennessee Tech coach Marynell Meadors posted an amazing 363-139 (72.3%) record at Tech, becoming the first woman in NCAA or AIAW history to win 300 games at the same institution, while former Tennessee State skipper Teresa Phillips earned National Coach of the Year honors from USA Today in 1990 for turning around the Lady Tigers' program before going on to lead TSU to the NCAA Tournament in 1994 and 1995. Tennessee Tech coach Bill Worrell capped a stellar 20-year career in 2005-06 and was inducted into the OVC Hall of Fame in 2007; he compiled a 408-190 record while leading the Golden Eagles to an unprecedented 16 OVC regular-season titles and eight NCAA Tournament appearances, including five straight from 1989-93. Larry Joe Inman, who retired at the conclusion of the 2007-08 season and was inducted into the OVC Hall of Fame in 2009, won more than 100 games at both Middle Tennessee and Eastern Kentucky, and earned OVC Coach of the Year honors a record eight times – five times at ECU and three at MTSU. In 2012-13 Inman came out of retirement to take the Tennessee State job.

Many great players have graced the hardwood over the years, including former OVC Players of the Year Brooke Armistead and Gerlonda Hardin from Austin Peay, Pam Chambers, Jerilyn Harper, Cheryl Taylor, Angela Moorehead, Roschelle Vaughn, Diane Seng, Janet Holt and Emily Christian from Tennessee Tech; Morehead State's Donna Murphy, Priscilla Blackford and Chynna Bozeman; Eastern Kentucky's Kim Mays; Southeast Missouri's Gray C. Harris; and Murray State's Ashley Hayes.

Bozeman finished her collegiate career in 2010-11 by winning her second consecutive OVC Player of the Year award. Her 2,170



points ranks her eighth all-time in OVC history, her 377 made career 3-pointers is first in OVC history and sixth in NCAA history and her 1,096 career 3-point attempts ranks first in OVC history and second in NCAA history.

Morehead State center Brittany Pittman set new school, league and NCAA standards for blocked shots in 2008-09. Pittman swatted 164 shots during the season, setting a new NCAA single-season record (which has since been broken). During the campaign, only her second with the Eagles, she also set career block records for both Morehead State and the OVC (287).

In 2012-13 the UT Martin duo of Jasmine Newsome and Heather Butler finished fifth and sixth nationally among NCAA scoring leaders. Newsome, the 2012 and 2013 OVC Player of the Year, averaged 22.6 points per game on the way to All-American honors while Butler averaged 22.4 points per contest. Butler set a NCAA record during the season by connecting on a 3-pointer in her 80th-straight game.

The league also had another historical moment in November 2008 when the NCAA awarded Nashville the 2014 NCAA Women's Division I Final Four. The OVC will serve as the host of the prestigious event, which is one of the biggest sporting events the city of Nashville can host. The event will be held April 6 & 8 at Bridgestone Arena in downtown Nashville.

Over its 65 years, OVC teams have garnered national championships and bowl games in football, along with national team or individual titles in the sports of rifle, cross country, track and golf.

The OVC has also produced several Olympic athletes, including Murray State's Morgan Hicks, who was a member of the 2004 United States Olympic Rifle Team and Morehead State's Brian Shimer who competed in five Winter Olympics in bobsled (winning a bronze medal in 2002) and coached the 2010 United States bobsled team to its first gold medal since 1948. In addition, some of the greatest players in professional sports were educated at OVC institutions. The list includes former greats such as football's Phil Simms (Morehead State), basketball's Clem Haskins (Western Kentucky) and Bubba Wells (Austin Peay) and two-sport star Steve Hamilton (Morehead State) to present-day standouts like basketball player Trenton Hassell (Austin Peay), football player Tony Romo (Eastern Illinois) and baseball players A.J. Ellis (Austin Peay) and Jon Rauch (Morehead State). Hamilton is the only athlete to ever play in the NCAA Basketball Championship, a Major League Baseball World Series (New York Yankees) and a NBA Champion-

ship Series (Los Angeles Lakers).

The OVC's first volleyball tournament was held in 1981, the same year Eastern Kentucky began a string of six straight tournament crowns. Former EKV skipper Dr. Geri Polvino compiled a 627-439 record in 32 seasons as head coach of the Colonels, earning OVC Coach of the Year honors eight times. More recently, former Austin Peay coach Cheryl Holt and former Southeast Missouri skipper Cindy Gannon also earned their peers' recognition multiple times with four awards each.

Throughout the last 30 years, 11 different teams have won an OVC regular-season or tournament volleyball crown. Since joining the league in 1991, Southeast Missouri has dominated the scene, winning seven of its eight regular-season titles during the 1990's, including five straight from 1993-97. The Redhawks have also won five tournament crowns (1994, 1996, 1998, 1999 and 2000). Jacksonville State won back-to-back OVC Tournament Championships (2005, 2006) including going through the OVC undefeated (16-0) in 2006 and winning a NCAA Tournament match in 2010, the league's first NCAA victory since 2000.

Following the 2007 season, Jacksonville State's Abbey Breit was named the OVC Offensive Player of the Year for the third-straight season, becoming the first player in OVC history to accomplish that feat. Four other individuals - Eastern Kentucky's Angela Boykins (1985-86), Morehead State's Dayle Hammontree (1988-89), Southeast Missouri's Tuba Meto (1996-97) and Morehead State's Amy Almond (2001-02) - were back-to-back winners of the award.

Morehead State won its third-straight OVC regular season championship in 2012. Over that time period the Eagles have compiled an impressive 52-2 league record.

In 2007, Eastern Kentucky's Jacob Korir won his fourth-straight Conference cross country title becoming just the third OVC student-athlete and 13th athlete nationally to accomplish that feat. Korir was a three-time All-American in cross country, earning two top-10 finishes at the NCAA Cross Country Championship. The Nairobi, Kenya, native was also named a track and field All-American twice during his career, was selected as the OVC Male Athlete of the Year in 2006-07 and received the NCAA post graduate scholarship in 2008.

In 2011 the Eastern Kentucky men's cross country earned a national ranking in the USTFCCCA poll, climbing to as high as No. 17; the ranking was the highest for an OVC

team since the polls began in the early 1980s. The EKV men would qualify for the NCAA Championship, becoming the first OVC team to reach the national championship meet since 1980. Eastern Kentucky finished 26th overall at the event as junior Soufiane Bouchikhi was 47th in a field of 252 runners. On the women's side Eastern Kentucky senior Lydia Kosgei became the first EKV woman to ever qualify for the NCAA Championship and went on to finish 37th at the national meet, marking the second-highest finish for a female in OVC history, and also earning All-American honors. A year later (2012) the EKV men's cross country team was ranked as high as No. 11 nationally and finished 24th at the NCAA Championship. Wade Meddles led the team with a 38th place finish at the event while Bouchikhi was 40th.

In 2007 the Conference had two teams in the NCAA Women's Soccer Tournament for the first time in league history, as former OVC member Samford earned an at-large selection while Southeast Missouri was the Conference's automatic bid.

**TM** In 2009 it was OVC softball that accomplished several firsts as UT Martin (tournament champion) and Jacksonville State (at-large) were each selected for the NCAA Championship. Jacksonville State would take it a step farther by winning the Knoxville Regional (beating No. 13 national seed Tennessee along the way) to become the first OVC softball program to advance to a Super Regional. Jax State would fall to No. 4 Alabama in that Super Regional but finished the season 43-16 (19-2 OVC) and ranked 21st nationally in the ESPN.com/USA Softball poll and 24th nationally in the USA Today/NFCA poll.

The league's baseball presence has continued to evolve since its inception. The OVC baseball tournament moved to a neutral site for the first time in 2001 with Paducah, Ky. and Brooks Stadium hosting the tournament in front of raucous crowds. The success of the tournament led to Jackson, Tenn. and The Ballpark at Jackson (formerly Pringles Park) - the home of the Seattle Mariner's Class AA affiliate - hosting the event for the first time in 2010.

The OVC also has made a statement in the NCAA Baseball Championship in recent years, with its teams involved in several memorable contests in the last decade. Tennessee Tech surprised Wake Forest in the opening round of the 2001 tournament and South-

# 2013-14 SOUTHEAST MISSOURI MEN'S BASKETBALL GUIDE

east Missouri stunned host Alabama in the opening round of the 2002 championship. Five years later, Austin Peay captured the collegiate baseball world's attention by taking Vanderbilt, the 2007 No. 1 overall seed, to extra innings. Eastern Illinois pushed host Nebraska to the limit in 2008 followed by Tennessee Tech's memorable contest against host Clemson in 2009.

After not making the OVC Tournament field in either 2009 or 2010, Austin Peay, who was picked to finish seventh in the 2011 preseason poll, won the regular season and tournament championships to garner its fourth NCAA Tournament appearance. In the first game of NCAA Regional play the Govs knocked off host and No. 1 seed Georgia Tech 2-1.

In 2012 Austin Peay completed a "repeat squared" (back-to-back regular season and tournament championships) for the first-time in OVC history. The Govs would go on to top Indiana State and Cal State Fullerton at the Eugene Regional, before falling to host Oregon in the regional final. In marked the first time since the 2000 season (Middle Tennessee) that an OVC team had won multiple NCAA Tournaments games in the same season.

Austin Peay completed a "3-Peayt" by winning its third-straight OVC Tournament crown in 2013. Along the way the Govs garnered the first nationally-ranking by an OVC team since 2009 (climbing to as high as 21st nationally) and tied the OVC single-season record with 47 victories. The Govs earned the No. 2 seed in the NCAA Bloomington Regional, becoming the first OVC team in the current regional format (since 1999) to earn anything other than a No. 4 seed. The squad topped Florida and Valparaiso to advance to the regional final for the second-straight season before losing to host Indiana. Govs senior closer Tyler Rogers was a big part of his team's success during the year, tying the NCAA single-season record for saves (23).

After the 2013 baseball season OVC teams have won at least one game in the NCAA regional round in five of the last seven years.

A first in the OVC occurred in 2008, when the league had a first round draft pick in both the NFL (Tennessee State's Dominique Rodgers-Cromartie) and Major League Baseball (Eastern Kentucky's Christian Friedrich) Drafts in the same school year. A year later (2009) the league had a Major League Baseball First Round Compensation Round pick (Eastern Illinois' Tyler Kehrner who was No. 48 overall) and NBA Second Round pick (UT Martin's Lester

Hudson) in the same season.

In 2010 a record 13 OVC baseball players were selected in Major League Baseball's First-Year Player Draft. In each of the past two years (2012 and 2013) the OVC has had 24 total players selected (12 in each draft).

The playing field is not the only place where OVC athletes are working hard. The league also recognizes excellence in the classroom. Six Scholar-Athlete Awards are presented yearly to male and female athletes, while others are commended for their academic success by being Medal of Honor recipients or earning a spot on the Commissioner's Honor Roll. Additionally, the league annually presents one institutional Academic Achievement Award, as well as separate team awards in each Conference-sponsored sport. Since the College Sports Information Directors of America (CoSIDA) Academic All-America program began, the Ohio Valley Conference has had 215 student-athletes honored with the award, including 36 over the last four years (2009-10, 2010-11, 2011-12, 2012-13).

Through the early years of the league, administrators wrestled with fan behavior due to the close proximity of the Conference members and the intense rivalries which developed. Just as it did decades ago, the OVC took the leadership role on what has become a national issue. In 1995, the OVC implemented a first-of-its-kind "Sportsmanship Statement," a policy which promotes principles of fair play, ethical conduct and respect for one's opponent. The statement has become a model for others to follow across the nation, and has answered the challenge of the NCAA Presidents Commission to improve sportsmanship in collegiate athletics.

Additionally, the OVC annually presents the Steve Hamilton Sportsmanship Award, in honor of the former Morehead State student-athlete, coach and athletics director, to a junior or senior student-athlete with significant athletic contributions who best exemplifies the characteristics of sportsmanship and citizenship. Most recently, the Conference has also implemented the OVC Institutional and Team Sportsmanship Awards, which are presented to one institution and 18 sport-specific teams voted by their peers to have best exhibited the standards of sportsmanship and ethical conduct as outlined by the OVC and NCAA.

The vision of leadership demonstrated by the Founding Fathers in 1948 remains alive today as the Ohio Valley Conference prepares for the future. One example is in regard to the current trend in collegiate athletics administration for increased involvement of university presidents in setting policies and making rules. The

presidents of OVC institutions, however, have always governed the Conference, long before presidential governance became a national theme.

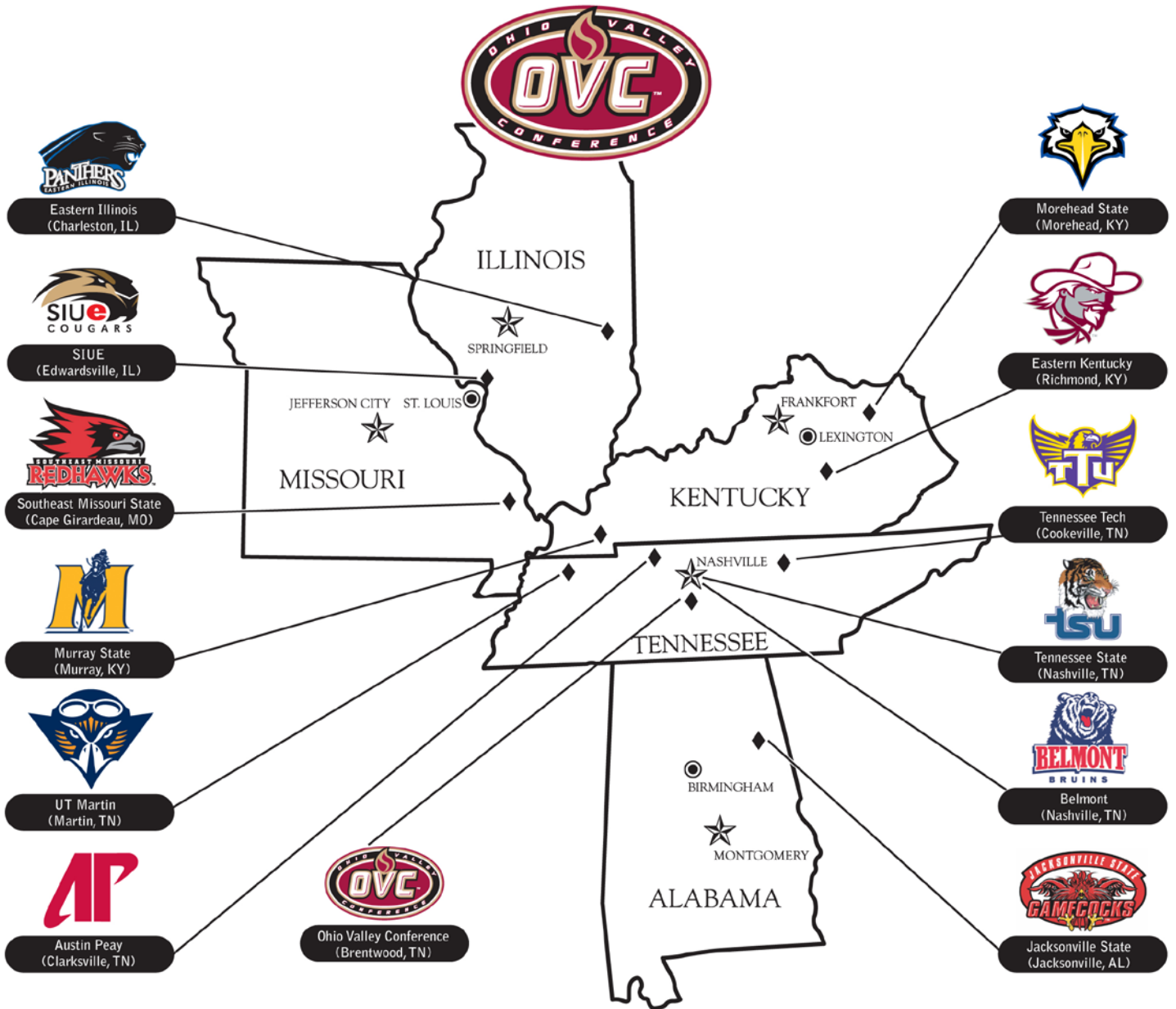
The Ohio Valley Conference sponsors the following sports: baseball, basketball, cross country, football, golf, tennis and track for men, and basketball, cross country, golf, soccer, softball, tennis, track and volleyball for women. In addition, the OVC also sponsors the combined men's and women's sport of rifle.

Now in its seventh decade of competition, the Ohio Valley Conference has grown significantly from its humble beginnings while increasing the number of athletics opportunities it provides for students. Current league representatives include charter members Eastern Kentucky University, Morehead State University and Murray State University, along with Austin Peay State University, Belmont University, Eastern Illinois University, Jacksonville State University, Southeast Missouri State University, Southern Illinois University Edwardsville, Tennessee State University, Tennessee Technological University and the University of Tennessee at Martin.



## Ohio Valley Conference

215 Centerview Drive, Suite 115  
Brentwood, TN 37027  
Phone: (615) 371-1698 | Fax: (615) 371-1788  
OVCSports.com



# 2013-14 SOUTHEAST MISSOURI MEN'S BASKETBALL GUIDE

## 2012-13 Standings

East Division	OVC	Pct.	PF	PA	Overall	Pct.	PF	PA	Home	Away	Neutral	Streak
Belmont	14-2	.875	80.1	64.4	26-7	.788	76.8	64.5	13-0	9-5	4-2	L1
Eastern Kentucky	12-4	.750	74.6	66.2	25-10	.714	73.9	65.8	15-1	9-7	1-2	L1
Tennessee State	11-5	.688	75.1	70.7	18-15	.545	71.5	69.9	11-2	5-11	2-2	L2
Morehead State	8-8	.500	72.9	73.5	15-18	.455	72.6	73.0	9-3	6-8	2-0	L1
Tennessee Tech	5-11	.313	63.6	69.5	12-17	.414	64.8	67.3	10-5	4-12	1-1	L1
Jacksonville State	8-8	.500	68.1	68.4	17-11	.607	66.3	64.9	9-5	3-12	0-0	W1
West Division	OVC	Pct.	PF	PA	Overall	Pct.	PF	PA	Home	Away	Neutral	Streak
Murray State	10-6	.625	70.6	67.1	21-10	.677	72.8	66.8	10-4	8-4	3-2	L1
<b>Southeast Missouri</b>	<b>8-8</b>	<b>.500</b>	<b>76.1</b>	<b>75.2</b>	<b>17-16</b>	<b>.515</b>	<b>74.1</b>	<b>71.5</b>	<b>9-5</b>	<b>7-8</b>	<b>1-3</b>	<b>L1</b>
Eastern Illinois	6-10	.375	63.7	66.1	11-21	.344	60.4	64.2	5-9	4-11	2-1	L1
SIU Edwardsville	5-11	.313	62.9	68.6	9-18	.333	62.9	67.7	7-7	2-13	0-1	L2
UT Martin	5-11	.313	64.4	76.8	9-21	.300	66.9	76.5	8-5	1-13	0-0	L5
Austin Peay	4-12	.250	71.9	77.6	8-23	.258	71.5	76.5	5-8	2-12	1-3	W1

Scoring Offense	G	W-L	Pts	Avg/G
Belmont	33	26-7	2533	76.8
<b>Southeast Missouri</b>	<b>33</b>	<b>17-16</b>	<b>2446</b>	<b>74.1</b>
Eastern Kentucky	35	25-10	2586	73.9
Murray State	31	21-10	2257	72.8
Morehead State	33	15-18	2396	72.6
Austin Peay	31	8-23	2218	71.5
Tennessee State	33	18-15	2360	71.5
UT Martin	30	9-21	2008	66.9
Jacksonville State	28	17-11	1857	66.3
Tennessee Tech	29	12-17	1878	64.8
SIU Edwardsville	27	9-18	1699	62.9
Eastern Illinois	32	11-21	1933	60.4

Scoring Defense	G	Pts	Avg/G
Eastern Illinois	32	2055	64.2
Belmont	33	2129	64.5
Jacksonville State	28	1817	64.9
Eastern Kentucky	35	2303	65.8
Murray State	31	2071	66.8
Tennessee Tech	29	1951	67.3
SIU Edwardsville	27	1827	67.7
Tennessee State	33	2308	69.9
<b>Southeast Missouri</b>	<b>33</b>	<b>2360</b>	<b>71.5</b>
Morehead State	33	2408	73.0
Austin Peay	31	2371	76.5
UT Martin	30	2295	76.5

Scoring Margin	G	Off	Def	Margin
Belmont	33	76.8	64.5	+12.2
Eastern Kentucky	35	73.9	65.8	+8.1
Murray State	31	72.8	66.8	+6.0
<b>Southeast Missouri</b>	<b>33</b>	<b>74.1</b>	<b>71.5</b>	<b>+2.6</b>
Tennessee State	33	71.5	69.9	+1.6
Jacksonville State	28	66.3	64.9	+1.4
Morehead State	33	72.6	73.0	-0.4
Tennessee Tech	29	64.8	67.3	-2.5
Eastern Illinois	32	60.4	64.2	-3.8
SIU Edwardsville	27	62.9	67.7	-4.7
Austin Peay	31	71.5	76.5	-4.9
UT Martin	30	66.9	76.5	-9.6

Free Throw Pct	G	FTM	FTA	Pct
Eastern Kentucky	35	503	645	.780
Tennessee State	33	554	741	.748
UT Martin	30	475	640	.742
Belmont	33	442	604	.732

Tennessee Tech	29	401	566	.708
<b>Southeast Missouri</b>	<b>33</b>	<b>430</b>	<b>614</b>	<b>.700</b>
Morehead State	33	511	739	.691
Murray State	31	462	669	.691
Jacksonville State	28	424	625	.678
Austin Peay	31	426	633	.673
SIU Edwardsville	27	322	481	.669
Eastern Illinois	32	359	541	.664

Field Goal Percentage	G	FGM	FGA	Pct
Belmont	33	906	1844	.491
<b>Southeast Missouri</b>	<b>33</b>	<b>880</b>	<b>1876</b>	<b>.469</b>
Eastern Kentucky	35	888	1903	.467
Austin Peay	31	783	1714	.457
Murray State	31	776	1716	.452
Jacksonville State	28	637	1433	.445
Tennessee State	33	800	1823	.439
Eastern Illinois	32	691	1582	.437
Morehead State	33	842	1934	.435
SIU Edwardsville	27	609	1428	.426
Tennessee Tech	29	650	1527	.426
UT Martin	30	682	1733	.394

Field Goal Pct Defense	G	FGM	FGA	Pct
<b>Southeast Missouri</b>	<b>33</b>	<b>823</b>	<b>2048</b>	<b>.402</b>
Belmont	33	725	1748	.415
Murray State	31	733	1752	.418
Tennessee State	33	803	1866	.430
Tennessee Tech	29	653	1493	.437
Jacksonville State	28	648	1433	.452
Eastern Kentucky	35	784	1732	.453
Morehead State	33	752	1654	.455
Austin Peay	31	880	1928	.456
UT Martin	30	774	1679	.461
Eastern Illinois	32	707	1532	.461
SIU Edwardsville	27	665	1439	.462

3-Point FG Pct	G	3FGM	3FGA	Pct
<b>Southeast Missouri</b>	<b>33</b>	<b>256</b>	<b>644</b>	<b>.398</b>
Austin Peay	31	226	590	.383
Belmont	33	279	729	.383
SIU Edwardsville	27	159	438	.363
Eastern Kentucky	35	307	865	.355
Jacksonville State	28	159	450	.353
Eastern Illinois	32	192	548	.350
Murray State	31	243	701	.347

Tennessee State	33	206	612	.337
UT Martin	30	169	506	.334
Morehead State	33	201	626	.321
Tennessee Tech	29	177	554	.319

3-Point FG Pct Defense	G	3FGM	3FGA	Pct
Jacksonville State	28	119	386	.308
Eastern Kentucky	35	185	590	.314
Tennessee State	33	205	636	.322
<b>Southeast Missouri</b>	<b>33</b>	<b>215</b>	<b>665</b>	<b>.323</b>
SIU Edwardsville	27	149	458	.325
Tennessee Tech	29	175	529	.331
Murray State	31	185	559	.331
Belmont	33	218	650	.335
Austin Peay	31	216	624	.346
UT Martin	30	208	594	.350
Morehead State	33	207	575	.360
Eastern Illinois	32	241	619	.389

Rebounding Offense	G	Rebounds	Avg/G
Morehead State	33	1223	37.1
<b>Southeast Missouri</b>	<b>33</b>	<b>1220</b>	<b>37.0</b>
Tennessee State	33	1193	36.2
Murray State	31	1112	35.9
UT Martin	30	1068	35.6
Austin Peay	31	1053	34.0
Tennessee Tech	29	972	33.5
Belmont	33	1049	31.8
SIU Edwardsville	27	856	31.7
Eastern Illinois	32	953	29.8
Jacksonville State	28	805	28.8
Eastern Kentucky	35	964	27.5

Rebounding Defense	G	Rebounds	Avg/G
Eastern Illinois	32	969	30.3
Morehead State	33	1027	31.1
Tennessee Tech	29	939	32.4
Eastern Kentucky	35	1164	33.3
Belmont	33	1100	33.3
Tennessee State	33	1104	33.5
Jacksonville State	28	944	33.7
Murray State	31	1049	33.8
SIU Edwardsville	27	916	33.9
Austin Peay	31	1120	36.1
UT Martin	30	1094	36.5
<b>Southeast Missouri</b>	<b>33</b>	<b>1216</b>	<b>36.8</b>



<b>Blocked Shots</b>	<u>G</u>	<u>Blocks</u>	<u>Avg/G</u>
Austin Peay	31	164	5.29
<b>Southeast Missouri</b>	<b>33</b>	<b>162</b>	<b>4.91</b>
Tennessee State	33	145	4.39
Jacksonville State	28	116	4.14
Tennessee Tech	29	104	3.59
Murray State	31	103	3.32
Morehead State	33	96	2.91
Belmont	33	88	2.67
UT Martin	30	76	2.53
Eastern Kentucky	35	76	2.17
SIU Edwardsville	27	58	2.15
Eastern Illinois	32	67	2.09

<b>Assists</b>	<u>G</u>	<u>Assists</u>	<u>Avg/G</u>
<b>Southeast Missouri</b>	<b>33</b>	<b>522</b>	<b>15.82</b>
Belmont	33	516	15.64
Eastern Kentucky	35	522	14.91
Morehead State	33	489	14.82
Austin Peay	31	455	14.68
Eastern Illinois	32	420	13.13
Tennessee State	33	432	13.09
Jacksonville State	28	363	12.96
Murray State	31	397	12.81
SIU Edwardsville	27	340	12.59
UT Martin	30	370	12.33
Tennessee Tech	29	340	11.72

<b>Steals</b>	<u>G</u>	<u>Steals</u>	<u>Avg/G</u>
Belmont	33	322	9.76
Morehead State	33	295	8.94
Eastern Kentucky	35	310	8.86
Jacksonville State	28	237	8.46
Tennessee State	33	238	7.21
UT Martin	30	206	6.87
Murray State	31	210	6.77
Eastern Illinois	32	207	6.47
Tennessee Tech	29	185	6.38
Austin Peay	31	193	6.23
SIU Edwardsville	27	148	5.48
<b>Southeast Missouri</b>	<b>33</b>	<b>173</b>	<b>5.24</b>

<b>Offensive Rebounds</b>	<u>G</u>	<u>Rebounds</u>	<u>Avg/G</u>
Morehead State	33	480	14.55
UT Martin	30	376	12.53
Tennessee State	33	399	12.09
Tennessee Tech	29	346	11.93
Murray State	31	356	11.48
Jacksonville State	28	292	10.43
Austin Peay	31	315	10.16
SIU Edwardsville	27	260	9.63
Eastern Illinois	32	302	9.44
<b>Southeast Missouri</b>	<b>33</b>	<b>308</b>	<b>9.33</b>
Belmont	33	306	9.27
Eastern Kentucky	35	308	8.80

<b>Defensive Rebounds</b>	<u>G</u>	<u>Rebounds</u>	<u>Avg/G</u>
<b>Southeast Missouri</b>	<b>33</b>	<b>912</b>	<b>27.64</b>
Murray State	31	756	24.39
Tennessee State	33	794	24.06
Austin Peay	31	738	23.81

UT Martin	30	692	23.07
Belmont	33	743	22.52
Morehead State	33	743	22.52
SIU Edwardsville	27	596	22.07
Tennessee Tech	29	626	21.59
Eastern Illinois	32	651	20.34
Eastern Kentucky	35	656	18.74
Jacksonville State	28	513	18.32

<b>3-Point FG Made</b>	<u>G</u>	<u>3FGM</u>	<u>Avg/G</u>
Eastern Kentucky	35	307	8.77
Belmont	33	279	8.45
Murray State	31	243	7.84
<b>Southeast Missouri</b>	<b>33</b>	<b>256</b>	<b>7.76</b>
Austin Peay	31	226	7.29
Tennessee State	33	206	6.24
Tennessee Tech	29	177	6.10
Morehead State	33	201	6.09
Eastern Illinois	32	192	6.00
SIU Edwardsville	27	159	5.89
Jacksonville State	28	159	5.68
UT Martin	30	169	5.63

<b>Defensive Reb. Pct.</b>	<u>G</u>	<u>D-REB</u>	<u>O-REB</u>	<u>Pct</u>
Morehead State	33	743	307	0.708
Eastern Illinois	32	651	278	0.701
SIU Edwardsville	27	596	269	0.689

<b>Turnover Margin</b>	<u>G</u>	<u>Team</u>	<u>Avg.</u>	<u>Opponent</u>	<u>Avg.</u>	<u>Margin</u>
Eastern Kentucky	35	414	11.8	613	17.5	+5.69
Belmont	33	440	13.3	572	17.3	+4.00
Jacksonville State	28	365	13.0	445	15.9	+2.86
Eastern Illinois	32	413	12.9	421	13.2	+0.25
Murray State	31	433	14.0	436	14.1	+0.10
SIUE	27	388	14.4	384	14.2	-0.15
Morehead State	33	573	17.4	566	17.2	-0.21
UT Martin	30	452	15.1	425	14.2	-0.90
Tennessee Tech	29	468	16.1	433	14.9	-1.21
Tennessee State	33	508	15.4	465	14.1	-1.30
<b>Southeast Missouri</b>	<b>33</b>	<b>423</b>	<b>12.8</b>	<b>348</b>	<b>10.5</b>	<b>-2.27</b>
Austin Peay	31	502	16.2	403	13.0	-3.19

<b>Assist/Turnover Ratio</b>	<u>G</u>	<u>Assist</u>	<u>Avg.</u>	<u>Turnover</u>	<u>Avg.</u>	<u>Ratio</u>
Eastern Kentucky	35	522	14.9	414	11.8	1.26
<b>Southeast Missouri</b>	<b>33</b>	<b>522</b>	<b>15.8</b>	<b>423</b>	<b>12.8</b>	<b>1.23</b>
Belmont	33	516	15.6	440	13.3	1.17
Eastern Illinois	32	420	13.1	413	12.9	1.02
Jacksonville State	28	363	13.0	365	13.0	0.99
Murray State	31	397	12.8	433	14.0	0.92
Austin Peay	31	455	14.7	502	16.2	0.91
SIUE	27	340	12.6	388	14.4	0.88
Morehead State	33	489	14.8	573	17.4	0.85
Tennessee State	33	432	13.1	508	15.4	0.85
UT Martin	30	370	12.3	452	15.1	0.82
Tennessee Tech	29	340	11.7	468	16.1	0.73

# 2013-14 SOUTHEAST MISSOURI MEN'S BASKETBALL GUIDE

## Scoring

	<u>G</u>	<u>FG</u>	<u>3FG</u>	<u>FT</u>	<u>Points</u>	<u>Avg/G</u>
Isaiah Canaan, MUR	31	215	94	152	676	21.8
Jud Dillard, TTU	29	182	36	160	560	19.3
Ian Clark, BEL	33	217	102	65	601	18.2
Travis Betran, APSU	31	178	84	92	532	17.2
Tarvin Gaines, JSU	27	139	29	135	442	16.4
Myles Taylor, UTM	29	158	10	145	471	16.2
Kellen Thornton, TSU	33	211	21	80	523	15.8
Tyler Stone, SEMO	33	205	11	91	512	15.5
Glenn Cosey, ECU	29	141	80	78	440	15.2
Mike DiNunno, ECU	34	163	91	87	504	14.8
Patrick Miller, TSU	33	153	42	140	488	14.8
Anthony Campbell, APSU	30	149	64	76	438	14.6
Corey Wilford, SEMO	31	156	82	51	445	14.4
Kerron Johnson, BEL	33	137	16	171	461	14.0
Stacy Wilson, MUR	31	149	59	61	418	13.5
Mike Liabo, UTM	30	131	74	67	403	13.4
Ed Daniel, MUR	31	135	1	138	409	13.2
Brian Williams, JSU	28	136	51	44	367	13.1
Corey Walden, ECU	35	142	41	129	454	13.0
Will Triggs, APSU	30	141	0	84	366	12.2
Trevor Noack, BEL	33	157	38	47	399	12.1
Jordan Cyphers, TSU	32	104	61	117	386	12.1
Kirs Davis, SIUE	27	116	39	46	317	11.7
Mark Yelovich, SIUE	22	96	5	58	255	11.6
Ronnie Boggs, JSU	28	126	25	39	316	11.3
Milton Chavis, MOR	30	128	32	45	333	11.1
Nino Johnson, SEMO	33	142	1	81	366	11.1
Morris Woods, EIU	31	126	1	87	340	11.0
Angelo Warner, MOR	31	105	31	97	338	10.9
Dennis Ogbe, TTU	29	122	26	42	312	10.8

## Rebounding

	<u>G</u>	<u>Off</u>	<u>Def</u>	<u>Total</u>	<u>Avg/G</u>
Ed Daniel, MUR	31	119	192	311	10.0
Nino Johnson, SEMO	33	72	217	289	8.8
Kellen Thornton, TSU	33	96	169	265	8.0
Jud Dillard, TTU	29	57	169	226	7.8
Tyler Stone, SEMO	33	57	200	257	7.8
Myles Taylor, UTM	29	78	131	209	7.2
Chris Horton, APSU	31	76	136	212	6.8
Chad Posthumus, MOR	33	100	125	225	6.8
Sherman Blanford, EIU	32	88	118	206	6.4
M.J. Rhett, TSU	32	62	132	194	6.1
Ronnie Boggs, JSU	28	60	105	165	5.9
Mark Yelovich, SIUE	22	30	99	129	5.9
Trevor Noack, BEL	33	56	124	180	5.5
Dennis Ogbe, TTU	29	73	85	158	5.4
Will Triggs, APSU	30	61	97	158	5.3
Tarvin Gaines, JSU	27	46	94	140	5.2
Brandon Garrett, MOR	31	55	100	155	5.0
Anthony Campbell, APSU	30	35	111	146	4.9
Jeremy Washington, UTM	24	39	77	116	4.8
Nick Cook, JSU	28	59	74	133	4.8

## Field Goal Percentage

	<u>G</u>	<u>FG</u>	<u>FGA</u>	<u>Pct</u>
Dennis Ogbe, TTU	29	122	199	.613
Blake Jenkins, BEL	32	117	198	.591
Nino Johnson, SEMO	33	142	251	.566
Ed Daniel, MUR	31	135	241	.560
Ian Clark, BEL	33	217	400	.543

Will Triggs, APSU	30	141	261	.540
Chris Horton, APSU	31	109	202	.540
Kellen Thornton, TSU	33	211	393	.537
Morris Woods, EIU	31	126	247	.510
Corey Walden, ECU	35	142	285	.498
Chad Posthumus, MOR	33	100	202	.495
Tyler Stone, SEMO	33	205	417	.492
Trevor Noack, BEL	33	157	321	.489
Ronnie Boggs, JSU	28	126	263	.479
Tarvin Gaines, JSU	27	139	293	.474

## Free Throw Percentage

	<u>G</u>	<u>FT</u>	<u>FTA</u>	<u>Pct</u>
Corey Walden, ECU	35	129	147	.878
Jordan Cyphers, TSU	32	117	134	.873
Anthony Campbell, APSU	30	76	88	.864
Mike DiNunno, ECU	34	87	102	.853
Travis Betran, APSU	31	92	109	.844
Tarvin Gaines, JSU	27	135	161	.839
Michael Messer, SIUE	27	74	89	.831
Angelo Warner, MOR	31	97	117	.829
Isaiah Canaan, MUR	31	152	185	.822
Jud Dillard, TTU	29	160	197	.812
Glenn Cosey, ECU	29	78	97	.804
Tyler Stone, SEMO	33	91	115	.791
Patrick Miller, TSU	33	140	180	.778
Kerron Johnson, BEL	33	171	220	.777
Mike Liabo, UTM	30	67	87	.770

## 3-Point FG Percentage

	<u>G</u>	<u>3FG</u>	<u>3FGA</u>	<u>Pct</u>
Ian Clark, BEL	33	102	222	.459
Cory Arentsen, APSU	31	31	68	.456
Marland Smith, SEMO	33	63	147	.429
Corey Wilford, SEMO	31	82	193	.425
Trevor Noack, BEL	33	38	92	.413
Travis Betran, APSU	31	84	204	.412
Glenn Cosey, ECU	29	80	198	.404
Mike DiNunno, ECU	34	91	234	.389
Josh Piper, EIU	32	52	134	.388
JJ Mann, BEL	33	64	165	.388
Mike Liabo, UTM	30	74	195	.379
Anthony Campbell, APSU	30	64	171	.374
Isaiah Canaan, MUR	31	94	254	.370
Malcolm Herron, EIU	31	34	92	.370
Alex Austin, EIU	32	39	106	.368

## Assists

	<u>G</u>	<u>Assists</u>	<u>Avg/G</u>
Patrick Miller, TSU	33	190	5.76
Lucas Nutt, SEMO	33	178	5.39
Devon Atkinson, MOR	33	169	5.12
Kerron Johnson, BEL	33	158	4.79
Mike DiNunno, ECU	34	147	4.32
Isaiah Canaan, MUR	31	133	4.29
Brian Williams, JSU	28	119	4.25
J. Samarrippas, TTU	29	123	4.24
Austin Akers, EIU	31	123	3.97
Kris Davis, SIUE	27	96	3.56
Glenn Cosey, ECU	29	93	3.21
Reggie Reed, SIUE	23	66	2.87
Travis Betran, APSU	31	84	2.71



JJ Mann, BEL	33	84	2.55
Stacy Wilson, MUR	31	78	2.52

<b>Steals</b>	<u>G</u>	<u>Steals</u>	<u>Avg/G</u>
Ronnie Boggs, JSU	28	54	1.93
JJ Mann, BEL	33	63	1.91
Mike DiNunno, ECU	34	64	1.88
J. Samarrippas, TTU	29	51	1.76
Corey Walden, ECU	35	61	1.74
Kerron Johnson, BEL	33	57	1.73
Angelo Warner, MOR	31	53	1.71
Patrick Miller, TSU	33	55	1.67
Glenn Cosey, ECU	29	47	1.62
Ian Clark, BEL	33	53	1.61
Brian Williams, JSU	28	44	1.57
Isaiah Canaan, MUR	31	47	1.52
Justin Childs, UTM	29	38	1.31
Milton Chavis, MOR	30	39	1.30
Travis Betran, APSU	31	40	1.29

<b>3-Point FG Made</b>	<u>G</u>	<u>3FG</u>	<u>Avg/G</u>
Ian Clark, BEL	33	102	3.09
Isaiah Canaan, MUR	31	94	3.03
Glenn Cosey, ECU	29	80	2.76
Travis Betran, APSU	31	84	2.71
Mike DiNunno, ECU	34	91	2.68
Corey Wilford, SEMO	31	82	2.65
Mike Liabo, UTM	30	74	2.47
Anthony Campbell, APSU	30	64	2.13
JJ Mann, BEL	33	64	1.94
Marland Smith, SEMO	33	63	1.91
Jordan Cyphers, TSU	32	61	1.91
Stacy Wilson, MUR	31	59	1.90
Brian Williams, JSU	28	51	1.82
Dexter Fields, MUR	31	56	1.81
Josh Piper, EIU	32	52	1.63

<b>Blocked Shots</b>	<u>G</u>	<u>Blocks</u>	<u>Avg/G</u>
Chris Horton, APSU	31	100	3.23
Nino Johnson, SEMO	33	84	2.55
Nick Cook, JSU	28	48	1.71
Ed Daniel, MUR	31	50	1.61
Tyler Stone, SEMO	33	44	1.33
Blake Jenkins, BEL	32	38	1.19
Anthony Morse, TTU	29	32	1.10
M.J. Rhett, TSU	32	32	1.00
Dennis Ogbe, TTU	29	28	0.97
Chad Posthumus, MOR	33	29	0.88
Michael Green, TSU	29	24	0.83
Josh Piper, EIU	32	23	0.72
Tarvin Gaines, JSU	27	19	0.70
Eric Stutz, ECU	35	24	0.69
Kellen Thornton, TSU	33	22	0.67
Derian Shaffer, SIUE	27	18	0.67
Jeremy Washington, UTM	24	16	0.67

<b>Offensive Rebounds</b>	<u>G</u>	<u>Rebounds</u>	<u>Avg/G</u>
Ed Daniel, MUR	31	119	3.84
Chad Posthumus, MOR	33	100	3.03
Kellen Thornton, TSU	33	96	2.91
Sherman Blanford, EIU	32	88	2.75
Myles Taylor, UTM	29	78	2.69
Dennis Ogbe, TTU	29	73	2.52
Chris Horton, APSU	31	76	2.45
Nino Johnson, SEMO	33	72	2.18
Derian Shaffer, SIUE	27	58	2.15
Ronnie Boggs, JSU	28	60	2.14
Nick Cook, JSU	28	59	2.11
Will Triggs, APSU	30	61	2.03
Jud Dillard, TTU	29	57	1.97
M.J. Rhett, TSU	32	62	1.94
Blake Jenkins, BEL	32	61	1.91

<b>Defensive Rebounds</b>	<u>G</u>	<u>Rebounds</u>	<u>Avg/G</u>
Nino Johnson, SEMO	33	217	6.58
Ed Daniel, MUR	31	192	6.19
Tyler Stone, SEMO	33	200	6.06
Jud Dillard, TTU	29	169	5.83
Kellen Thornton, TSU	33	169	5.12
Myles Taylor, UTM	29	131	4.52
Mark Yelovich, SIUE	22	99	4.50
Chris Horton, APSU	31	136	4.39
M.J. Rhett, TSU	32	132	4.13
Chad Posthumus, MOR	33	125	3.79

<b>Assist/Turnover Ratio</b>	<u>G</u>	<u>Assist</u>	<u>Avg.</u>	<u>Turnover</u>	<u>Avg.</u>	<u>Ratio</u>
Austin Akers, EIU	31	123	4.0	40	1.3	3.08
Lucas Nutt, SEMO	33	178	5.4	71	2.2	2.51
Glenn Cosey, ECU	29	93	3.2	39	1.3	2.38
Brian Williams, JSU	28	119	4.3	66	2.4	1.80
Devon Atkinson, MOR	33	169	5.1	96	2.9	1.76
Patrick Miller, TSU	33	190	5.8	113	3.4	1.68
Mike DiNunno, ECU	34	147	4.3	91	2.7	1.62
Kris Davis, SIUE	27	96	3.6	63	2.3	1.52
Kerron Johnson, BEL	33	158	4.8	104	3.2	1.52
Isaiah Canaan, MUR	31	133	4.3	98	3.2	1.36
J. Samarrippas, TTU	29	123	4.2	97	3.3	1.27

Trevor Noack, BEL	33	124	3.76
Ronnie Boggs, JSU	28	105	3.75
Anthony Campbell, APSU	30	111	3.70
Sherman Blanford, EIU	32	118	3.69
JJ Mann, BEL	33	121	3.67

<b>Minutes Played</b>	<u>G</u>	<u>Minutes</u>	<u>Avg/G</u>
Isaiah Canaan, MUR	31	1131	36.48
Patrick Miller, TSU	33	1186	35.94
Brian Williams, JSU	28	1002	35.79
Kris Davis, SIUE	27	962	35.63
Glenn Cosey, ECU	29	1026	35.38
Mike DiNunno, ECU	34	1200	35.29
Travis Betran, APSU	31	1071	34.55
Ronnie Boggs, JSU	28	964	34.43
Jud Dillard, TTU	29	982	33.86
Austin Akers, EIU	31	1049	33.84



**INSPIRING EXCELLENCE**  
SINCE 1948

# 2013-14 SOUTHEAST MISSOURI MEN'S BASKETBALL GUIDE



The Ohio Valley Conference Men's and Women's Basketball Tournaments once again will return to the Nashville Municipal Auditorium in 2014 (March 5-8).

The combined men's and women's championship have been held at Municipal Auditorium eight previous times: 1994, 1995, 1996, 2004, 2008, 2011, 2012

and 2013. The men also held its championship at the venue in 1989. Prior to the tournament being at the end of the season, the 1967 men's tournament was also held at Municipal Auditorium in December of that year.

The move to Municipal Auditorium keeps the championships in Nashville, a place it will have been held 20 times in the last 21 years after this year's event. The only year the tournament have not been held in Nashville during that stretch was 2002.

Starting with the 2011 Championship, all eight men's and all eight women's teams that qualify for the tournament field will gather at a single site for the entire tournament. Prior to 2011 the first round games were played on campus sites with the semifinals and finals being held in Nashville.

In 2011 the bracket also shifted from a traditional 1 vs. 8, 2 vs. 7, etc. format to a

merit-based format that rewards the top teams during the regular season with byes into the quarterfinals and semifinals.

Now the first round of each the men's and women's tournament will feature the No. 5 seed against the No. 8 seed and the No. 6 seed against the No. 7 seed. The winners of those games will advance to the quarterfinals to face the No. 3 and No. 4 seeds (who received a bye). The winners of those quarterfinal matchups will advance to the semifinals to face the No. 1 and No. 2 seeds (who received a pair of byes).

The 2014 Championship marks the 51st time the men's event has been held, making it the fourth oldest Division I championship in the country (behind only the Southern, ACC and SEC).

Future OVC Basketball Tournament dates include March 4-7, 2015.



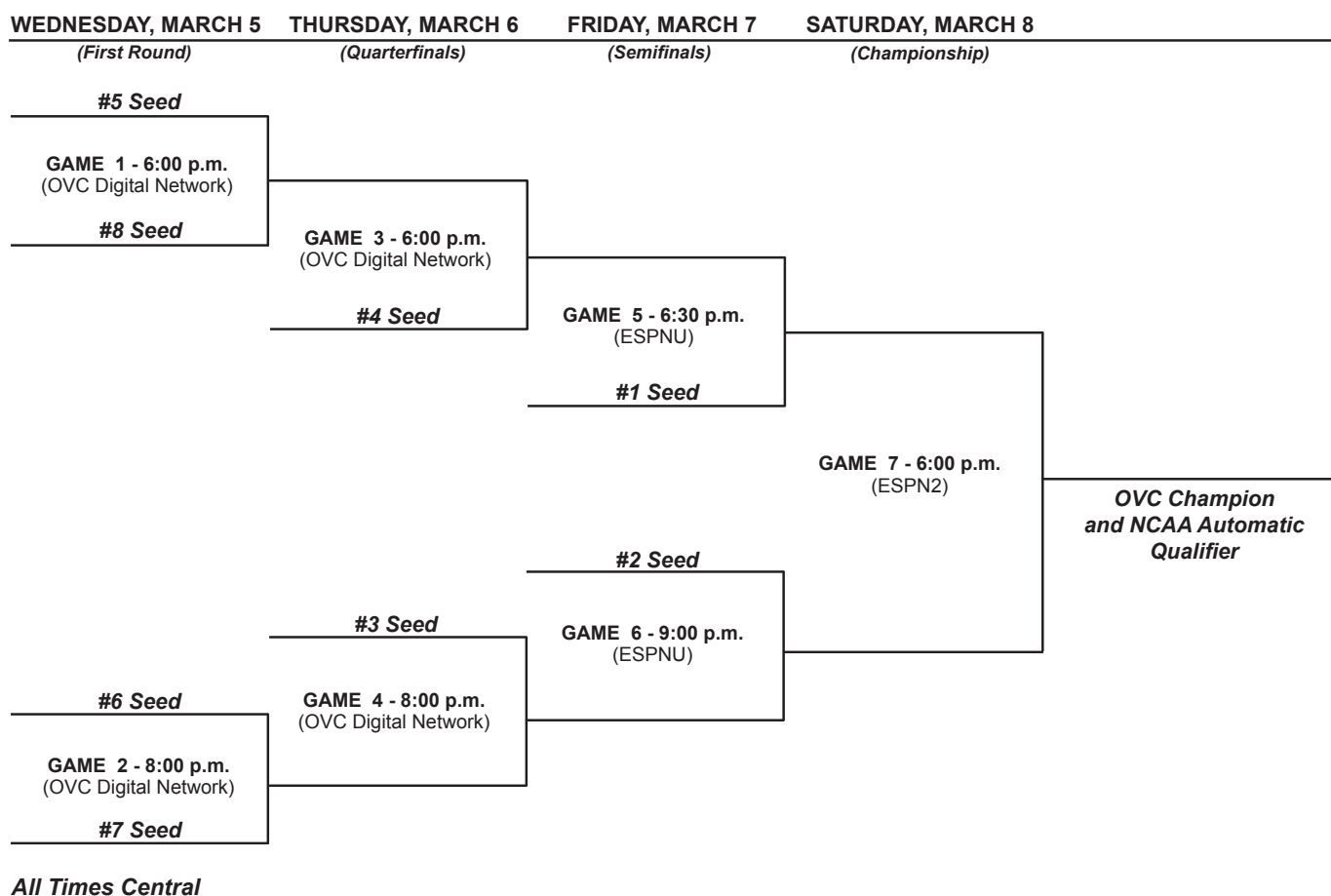




**2014 Ohio Valley Conference  
Basketball Championship**  
**March 5-8**  
**Municipal Auditorium**  
**Nashville, Tennessee**



**Men's Bracket**



# 2013-14 SOUTHEAST MISSOURI MEN'S BASKETBALL GUIDE

## Tuesday, October 29

Hannibal-LaGrange at Southeast Missouri, 7 p.m. (ex.)

## Thursday, October 31

West Georgia at Jacksonville State, 7 p.m. (ex.)

## Saturday, November 2

St. Catharine at Morehead State, 6 p.m. (ex.)  
Freed-Hardeman at Murray State, 7 p.m. (ex.)  
Oakland City at Eastern Illinois, 7:30 p.m. (ex.)  
*Ouachita Baptist at Southeast Missouri, 7:30 p.m. (ex.)*

## Monday, November 4

Central Missouri at Austin Peay, 7 p.m. (ex.)  
Greenville at SIUE, 7 p.m. (ex.)  
LeMoyné-Owen at Tennessee State, 7 p.m. (ex.)  
Martin Methodist at Jacksonville State, 7 p.m. (ex.)

## Friday, November 8

1 Eastern Kentucky vs. FIU, 4 p.m. (Kennesaw, Ga.)  
Belmont at Lipscomb, 6 p.m.  
Oakland City at Austin Peay, 7 p.m.  
*Southeast Missouri at Saint Louis, 7 p.m.*  
Jacksonville State at Bradley, 7 p.m.  
SIUE at Arkansas, 7 p.m.  
Murray State at Valparaiso, 7:30 p.m.  
2 UT Martin at Wyoming, 8 p.m.  
3 Tennessee State at Hawaii, 11:30 p.m.

## Saturday, November 9

1 Eastern Ky. at Kennesaw State, 4:30 p.m. (Kennesaw, Ga.)  
Mid-Continent at Morehead State, 6 p.m.  
Tennessee Tech at South Florida, 6 p.m. (ESPN3)  
Eastern Illinois at Northwestern, 7:30 p.m. (BTN)  
3 Tennessee State vs. New Mexico St., 10 p.m. (Honolulu, Hawaii)

## Sunday, November 10

1 Eastern Kentucky vs. Youngstown St., Noon (Kennesaw, Ga.)  
Jacksonville State at Illinois, 5 p.m. (ESPN3)  
2 UT Martin at Colorado, 5 p.m. (Pac-12 Networks)

## Monday, November 11

4 Belmont at Richmond, 6 p.m.  
*Central Baptist at Southeast Missouri, 8 p.m.*  
3 Tennessee State vs. Western Michigan, 10 p.m. (Honolulu, Hawaii)

## Tuesday, November 12

Morehead State at East Tennessee, 6 p.m.  
Jacksonville State at Chicago State, 7 p.m.  
Brescia at Murray State, 7 p.m.  
Loyola (Chicago) at Tennessee Tech, TBA

## Wednesday, November 13

Warren Wilson College at Eastern Ky., 6 p.m.  
Olivet Nazarene at Eastern Illinois, 7 p.m.  
Saint Louis at SIUE, 7 p.m.  
2 UT Martin at Arkansas State, 7:05 p.m.

## Thursday, November 14

Austin Peay at Memphis, 7 p.m. (FOX Sports South/ESPN3)  
Indiana State at Belmont, TBA

## Friday, November 15

Rochester College at UT Martin, 11 a.m.  
Morehead State at Xavier, 7 p.m. (FOX Sports 2)  
Murray State at Old Dominion, TBA  
5 Tennessee Tech vs. Texas-Pan American, TBA (Corpus Christi, TX)

## Saturday, November 16

*Southeast Missouri at IUPUI, Noon*  
Tennessee State at Wichita State, Noon  
Eastern Illinois at Illinois-Chicago, 3 p.m.  
5 Tenn. Tech at Texas A&M-Corpus Christi, 5:30 p.m.  
High Point at Eastern Kentucky, 7 p.m.  
Central Arkansas at SIUE, 7 p.m.  
Alabama State at Jacksonville State, 7 p.m.

## Sunday, November 17

UT Martin at Florida State, 1 p.m. (ESPN3)  
Marshall at Morehead State, 1 p.m.  
4 Belmont at North Carolina, 3 p.m. (ESPNU)  
5 Tennessee Tech vs. IPFW, TBA (Corpus Christi, TX)

## Monday, November 18

*Southeast Missouri at Ball State, 6 p.m.*  
Lipscomb at Tennessee State, 7 p.m.

## Tuesday, November 19

Morehead State at Northern Kentucky, 6 p.m.  
Alabama A&M at Eastern Kentucky, 6 p.m.  
Southern Illinois at Austin Peay, 7 p.m.  
Jacksonville State at Auburn, 7 p.m.  
Bethel at Murray State, 7 p.m.

## Wednesday, November 20

Eastern Illinois at Purdue, 6 p.m.  
UMKC at UT Martin, 7 p.m.  
Lipscomb at Belmont, TBA

## Thursday, November 21

6 Austin Peay at Central Michigan, 6 p.m.  
Indiana-Kokomo at Tennessee Tech, TBA

## Friday, November 22

Dalton State at Jacksonville State, 1 p.m.  
6 Austin Peay vs. CS Northridge, 3:30 p.m. (Mt. Pleasant, Mich.)  
7 SIUE vs. UC Davis, 5 p.m. (Portland, Ore.)  
Brescia at Eastern Kentucky, 6 p.m.  
Tennessee State at Tennessee, 6 p.m. (FOX Sports Net)

## Mid-Continent at Southeast Missouri, 7 p.m.

2 Jackson State at UT Martin, 7 p.m.  
8 Morehead State at UCLA, 10:00 p.m. (Pac-12 Networks)

## Saturday, November 23

6 Austin Peay vs. Montana State, 4:30 p.m. (Mt. Pleasant, Mich.)  
9 Belmont vs. Holy Cross, 6:30 p.m. (Uncasville, Conn.)  
Murray State at Auburn, 7 p.m.  
Roosevelt University at Eastern Illinois, 7 p.m.  
7 SIUE at Portland State, 7:30 p.m.  
Milwaukee at Tennessee Tech, TBA

## Sunday, November 24

7 SIUE vs. Loyola (Chicago), 2 p.m. (Portland, Ore.)  
8 Morehead State at Nevada, 5 p.m.  
9 Belmont vs. Hartford/Hofstra, TBA (Uncasville, Conn.)

## Monday, November 25

Jacksonville State at Alabama A&M, 7 p.m.  
Lipscomb at UT Martin, 7:30 p.m.

## Tuesday, November 26

Tennessee State at Auburn, 7 p.m.  
Middle Tennessee at Murray State, 7:30 p.m.  
Brescia at Belmont, TBA  
East Tennessee at Tennessee Tech, TBA  
SIUE at Oregon State, 10 p.m.

## Wednesday, November 27

Fort Valley State at Jacksonville State, Noon  
IPFW at Eastern Illinois, 7 p.m.  
Bethel at UT Martin, 7 p.m.

## Thursday, November 28

10 Morehead State vs. Chattanooga, 4 p.m. (Las Vegas, Nev.)

## Friday, November 29

10 Morehead State vs. Gardner-Webb/IUPUI, 2:30/5 p.m. (Las Vegas)  
*11 Southeast Missouri vs. Northern Kentucky, TBA (Puerto Vallarta)*

## Saturday, November 30

Tennessee State at USC Upstate, 1 p.m. (ESPN3)  
Jacksonville State at Central Michigan, 6 p.m.  
Austin Peay at Youngstown State, 6:05 p.m.  
Eastern Illinois at Western Kentucky, 8 p.m.  
Murray State at Saint Mary's, 9 p.m.  
*11 Southeast Missouri vs. Tulane, TBA (Puerto Vallarta)*  
UT Martin at UNLV, TBA  
Utah Valley at Tennessee Tech, TBA  
Eastern Kentucky at North Carolina State, TBA (ESPN3)



**Sunday, December 1**

VCU at Belmont, TBA

**11 Southeast Missouri vs. Texas State, TBA**  
(Puerto Vallarta)**Monday, December 2**

Wright State at Morehead State, 6 p.m.

Texas-Pan American at SIUE, 7 p.m.

**Tuesday, December 3**

Belmont at Middle Tennessee, 7 p.m.

Alabama A&amp;M at Tennessee State, 7 p.m.

**Wednesday, December 4**

Morehead State at Southern Miss, 7 p.m.

Evansville at Murray State, 7 p.m.

UT Martin at Samford, 7 p.m.

Eastern Illinois at Western Illinois, 7 p.m.

East Tennessee at Austin Peay, TBA

**Thursday, December 5**

Tennessee Tech at Lipscomb, 6 p.m.

Eastern Kentucky at VCU, TBA

**Saturday, December 7**

Tennessee Tech at Tennessee, 11 a.m.

(FOX Sports Net)

Austin Peay at Samford, Noon

Indiana State at Eastern Illinois, 2 p.m.

Lipscomb at Murray State, 3 p.m.

Eastern Kentucky at Longwood, 3 p.m.

Tennessee State at Drexel, 3 p.m.

UT Martin at Northern Kentucky, 4 p.m.

**Southeast Missouri at Southeastern La., 4:30 p.m.**

Central Michigan at SIUE, 7 p.m.

**Sunday, December 8**

Jacksonville State at Florida State, 5 p.m. (ESPN3)

**Wednesday, December 11**

Alcorn State at Jacksonville State, 7 p.m.

Fairfield at Belmont, TBA

**Saturday, December 14**

Eastern Kentucky at Wisconsin, Noon (ESPN3)

Jacksonville State at Dartmouth, 3 p.m.

Belmont at South Dakota State, 4 p.m.

SIUE at IPFW, 6 p.m.

Liberty at Austin Peay, 7 p.m.

**Illinois-Chicago at Southeast Missouri, 7 p.m.****Sunday, December 15**

Bowling Green at Morehead State, 1 p.m.

Tennessee Tech at Lamar, 2 p.m.

Fisk at Tennessee State, 4:30 p.m.

**Monday, December 16**

UT Martin at Presbyterian, 6 p.m.

SIUE at Chicago State, 7:05 p.m.

**Tuesday, December 17**

Southern Illinois at Murray State, 7 p.m.

Tennessee Tech at Green Bay, 7 p.m.

Central Michigan at Jacksonville State, 7:45 p.m.

Austin Peay at Vanderbilt, 8 p.m. (CSS)

Belmont at Denver, 9 p.m.

**Wednesday, December 18**

North Carolina A&amp;T at Eastern Kentucky, 6 p.m.

**Thursday, December 19**

Eastern Illinois at Wright State, 6 p.m.

South Dakota at Morehead State, 6 p.m.

Lipscomb at Austin Peay, 7 p.m.

UT Martin at Arkansas, 7 p.m.

Tennessee State at Illinois State, 7:05 p.m.

Hillsdale at Tennessee Tech, TBA

**Friday, December 20**12 Jacksonville State vs. Arkansas-Little Rock, TBA  
(British V.I.)**Saturday, December 21**

Belmont at Kentucky, 11 a.m. (ESPN3)

Eastern Illinois at IPFW, 1 p.m.

Murray State at Western Kentucky, 1 p.m.

Austin Peay at East Tennessee, 3 p.m.

Southeastern Louisiana at UT Martin, 4 p.m.

Miami (Ohio) at Tennessee State, 7 p.m.

**Southeast Missouri at Memphis, 7 p.m.**

(FSS/ESPN3)

12 Jacksonville State vs. Southern Miss/Coppin St.,  
TBA (British V.I.)**Monday, December 23**

Morehead State at Tennessee, 6 p.m. (ESPN3)

SIUE at Southern Illinois, 7 p.m.

**IUPUI at Southeast Missouri, 7 p.m.****Saturday, December 28**

Belmont at Indiana State, Noon

\*Tennessee State at Eastern Illinois, 2 p.m.

Tennessee Tech at Utah Valley, 8:05 p.m.

**Sunday, December 29**

Eastern Kentucky at IPFW, 1 p.m.

Robert Morris-Springfield at SIUE, 2 p.m.

**Southeast Missouri at Missouri State, 2:05 p.m.**

Murray State at Dayton, TBA

**Monday, December 30**

Asbury College at Morehead State, 6 p.m.

Dalton State at Austin Peay, 7 p.m.

\*UT Martin at Jacksonville State, 7:45 p.m.

**Thursday, January 2**

\*UT Martin at Austin Peay, 7 p.m.

\*Morehead State at SIUE, 7 p.m.

**\*Southeast Missouri at Murray State, 7 p.m.**

\*Eastern Kentucky at Eastern Illinois, 7 p.m.

\*Tennessee Tech at Tennessee State, 7 p.m.

\*Jacksonville State at Belmont, TBA

**Saturday, January 4**

\*Morehead State at Eastern Illinois, 2 p.m.

**\*Southeast Missouri at Austin Peay, TBA**

\*Eastern Kentucky at SIUE, 7 p.m.

\*Tennessee Tech at Belmont, TBA

\*Jacksonville State at Tennessee State, 7 p.m.

**Sunday, January 5**

\*UT Martin at Murray State, 2 p.m.

**Tuesday, January 7**

Middle Tennessee at Tennessee State, 7 p.m.

**Wednesday, January 8**

\*Murray State at Eastern Kentucky, 6 p.m.

**Thursday, January 9****\*Belmont at Southeast Missouri, 7 p.m.**

\*Eastern Illinois at Tennessee Tech, TBA

\*SIUE at Jacksonville State, 7 p.m.

**Saturday, January 11**

\*Belmont at UT Martin, 4 p.m.

\*Eastern Illinois at Jacksonville State, 4:30 p.m.

**\*Tennessee State at Southeast Missouri, 5:30 p.m.**

\*Eastern Kentucky at Morehead State, 6:30 p.m.

\*Austin Peay at Murray State, 7:30 p.m.

\*SIUE at Tennessee Tech, TBA

**Monday, January 13**

\*Tennessee State at UT Martin, 7:30 p.m.

**Thursday, January 16**

\*Belmont at Eastern Kentucky, 6 p.m. (ESPN3)

**\*Southeast Missouri at Morehead State, 6 p.m.**

\*Austin Peay at SIUE, 7 p.m.

\*Murray State at Eastern Illinois, 7 p.m.

\*Tennessee State at Jacksonville State, 7 p.m.

# 2013-14 SOUTHEAST MISSOURI MEN'S BASKETBALL GUIDE

## Saturday, January 18

- \*Murray State at SIUE, 1 p.m.
- \*UT Martin at Morehead State, 1 p.m.
- \*Austin Peay at Eastern Illinois, 2 p.m.
- \*Jacksonville State at Eastern Kentucky, 6 p.m.
- \*Southeast Missouri at Tennessee Tech, TBA**
- \*Belmont at Tennessee State, 7 p.m.

## Thursday, January 23

- \*Jacksonville State at Austin Peay, 7 p.m.
- \*Morehead State at Belmont, 7 p.m.
- \*Tennessee Tech at Murray State, 7 p.m.
- \*Eastern Illinois at UT Martin, 7 p.m.
- \*SIUE at Southeast Missouri, 7 p.m.**
- \*Eastern Kentucky at Tennessee State, 7 p.m.

## Saturday, January 25

- \*SIUE at UT Martin, 4 p.m.
- \*Eastern Illinois at Southeast Missouri, 5:30 p.m.**
- \*Tennessee Tech at Austin Peay, TBA
- \*Morehead State at Tennessee State, 7 p.m.
- \*Jacksonville State at Murray State, 7:30 p.m.
- \*Eastern Kentucky at Belmont, TBA

## Tuesday, January 28

- Cleveland State at Eastern Illinois, 7 p.m.

## Wednesday, January 29

- UMKC at Southeast Missouri, 7 p.m.**
- Crowley's Ridge at SIUE, 7 p.m.
- \*Belmont at Morehead State, 8 p.m.

## Thursday, January 30

- \*UT Martin at Eastern Kentucky, 6 p.m.
- \*Tennessee State at Tennessee Tech, TBA

## Friday, January 31

- \*UT Martin at Eastern Kentucky, 6 p.m.
- \*Tennessee State at Tennessee Tech, TBA

## Saturday, February 1

- \*Jacksonville State at Morehead State, 1 p.m.
- \*SIUE at Eastern Illinois, 2 p.m.
- \*Southeast Missouri at Eastern Kentucky, 6 p.m.**
- \*Belmont at Tennessee Tech, TBA

## Tuesday, February 4

- Chattanooga at Eastern Kentucky, 6 p.m.

## Thursday, February 6

- \*Austin Peay at Tennessee State, 7 p.m.
- \*Southeast Missouri at SIUE, 7 p.m.**
- \*UT Martin at Eastern Illinois, 7 p.m.
- \*Murray State at Belmont, 8 p.m. (ESPN2)

## Saturday, February 8

- \*Morehead State at Eastern Kentucky, 10 a.m. (ESPN2)
- \*Southeast Missouri at Eastern Illinois, 2 p.m.**
- \*Tennessee Tech at Jacksonville State, 4:30 p.m.
- \*Murray State at Tennessee State, 7 p.m.

\*UT Martin at SIUE, 8 p.m.

\*Austin Peay at Belmont, TBA

## Wednesday, February 12

**\*UT Martin at Southeast Missouri, 6 p.m.**

## Thursday, February 13

- \*Eastern Illinois at Austin Peay, 7 p.m.
- \*Morehead State at Jacksonville State, 7 p.m.
- \*SIUE at Murray State, 7 p.m.
- \*Eastern Kentucky at Tennessee Tech, TBA
- \*Tennessee State at Belmont, 8 p.m. (ESPN2)

## Saturday, February 15

- \*Eastern Kentucky at Jacksonville State, 4:30 p.m.
- \*SIUE at Austin Peay, TBA
- \*Morehead State at Tennessee Tech, 7:30 p.m.
- \*Eastern Illinois at Murray State, 7:30 p.m.

## Wednesday, February 19

- \*Austin Peay at Morehead State, 6 p.m.

## Thursday, February 20

- \*Tennessee Tech at UT Martin, 7 p.m.
- \*Jacksonville State at Southeast Missouri, 7 p.m.**
- \*Eastern Illinois at Belmont, TBA
- \*SIUE at Tennessee State, 7 p.m.

## Saturday, February 22

- \*Southeast Missouri at UT Martin, 4 p.m.**
- \*Morehead State at Murray State, 7 p.m.
- \*Eastern Kentucky at Austin Peay, 7:30 p.m.
- \*Jacksonville State at Tennessee Tech, TBA

## Monday, February 24

- Chicago State at Eastern Illinois, 7 p.m.

## Wednesday, February 26

- \*Belmont at SIUE, 7 p.m.

## Thursday, February 27

- \*Tennessee Tech at Eastern Kentucky, 6 p.m.
- \*Tennessee State at Morehead State, 6:30 p.m.
- \*Austin Peay at Southeast Missouri, 7 p.m.**
- \*Murray State at UT Martin, 7 p.m.

## Saturday, March 1

- \*Austin Peay at UT Martin, 4 p.m.
- \*Belmont at Jacksonville State, 4:30 p.m.
- \*Murray State at Southeast Missouri, 5:30 p.m.**
- \*Tennessee State at Eastern Kentucky, 6 p.m.
- \*Tennessee Tech at Morehead State, 6:30 p.m.
- \*Eastern Illinois at SIUE, 7 p.m.

## Wednesday, March 5

- 13OVC Tournament First Round, 6/8 p.m. (OVC Digital Network) (Municipal Auditorium - Nashville, Tenn.)

## Thursday, March 6

- 13OVC Tournament Quarterfinals, 6/8 pm (OVC Digital Network) (Municipal Auditorium - Nashville, Tenn.)

## Friday, March 7

- 13OVC Tournament Semifinal #1, 6:30 p.m. (ESPN2)
- OVC Tournament Semifinal #1, 9 p.m. (ESPN2) (Municipal Auditorium - Nashville, Tenn.)

## Saturday, March 8

- 3OVC Tournament Championship, 6 p.m. (TV: ESPN2) (Municipal Auditorium - Nashville, Tenn.)

\* - Denotes OVC contest

All Times CENTRAL; dates and times subject to change

## Tournament Key

- 1 - Kennesaw State Invitational (Kennesaw, Ga.)
- 2 - Global Sports Challenge (campus sites)
- 3 - Rainbow Classic (Honolulu, Hawaii)
- 4 - Naismith Basketball Hall of Fame Tip-Off (campus sites)
- 5 - Holiday Inn Downtown Marina Islanders Tourney (Corpus Christi, TX)
- 6 - Central Michigan Tournament (Mount Pleasant, Mich.)
- 7 - Portland State Tournament (Portland, Ore.)
- 8 - Las Vegas Invitational (campus sites)
- 9 - Naismith Basketball Hall of Fame Tip-Off (Uncasville, Conn.)
- 10 - Las Vegas Invitational (Las Vegas, Nev.)
- 11 - Cure UCD Classic (Puerto Vallarta, Mexico)
- 12 - British Virgin Islands Tournament (Tortola, BVI)
- 13 - OVC Tournament (Municipal Auditorium - Nashville, Tenn.)





RECORDS & HISTORY





### ALL-AMERICANS

#### Bill Giessing (1962, 1963)

Bill Giessing won third-team Little All-America honors in 1962 when he scored 660 points. In 1963, he was named second-team All-America by the Associated Press and third-team All-America by United Press International. Giessing was an inaugural inductee into the Southeast Athletics Hall of Fame.

#### Jack Klosterman (1943)

Jack Klosterman won NAIA All-America honors in 1943 after the Indians won the NAIA National Tournament. Klosterman, who served as the athletic director at Effingham High School (Ill.) for 27 years, died on October 17, 1991 at the age of 68.

#### Otto Porter (1981)

Otto Porter won second-team All-America honors from the National Association of Basketball Coaches in 1981 following a stellar two-year career. Porter averaged 25.1 points and 8.9 rebounds per game during his senior season. He finished with a career average of 25.8 points per game, the best-ever in the MIAA. He was inducted into the Southeast Hall of Fame in 2004.

#### Ray Pugh (1988, 1989)

Ray Pugh was named third-team All-America by the United States Basketball Coaches Association and the Basketball News after the 1988-89 season. The Indians ranked second in the nation that year. Pugh averaged 17.8 points and 5.2 rebounds per game. As a junior, Pugh was named second-team All-America by the Basketball News after leading the Indians to a 28-4 record in 1987-88. He was also selected as the MIAA's Most Valuable Player.

#### Carl Ritter (1961, 1963)

Carl Ritter, Southeast's all-time career scoring leader, earned both second-team National Association of Basketball Coaches (1963) and Associated Press (1961) All-America honors. He is a member of the Missouri Basketball Hall of Fame and was part of Southeast's inaugural Hall of Fame class. Ritter's jersey number 32 is the only retired number in Southeast Missouri State men's basketball history.

#### Jack Russell (1943)

Jack Russell won NAIA All-America honors in 1943 along with teammate Jack Klosterman. The Indians won the NAIA National Title that year. Russell, who retired after a long teaching career at Cape Central, died on November 20, 2003.

#### Dwayne Rutherford (1990)

Dwayne Rutherford was a third-team All-America by the Basketball Gazette after leading the Indians to a 26-5 record and a spot in the Elite Eight. Rutherford is Southeast's all-time leader in assists.

#### NCAA Statistical Champions

*Field Goal Percentage*  
Leon Powell, F ..... 2010-11

#### OVC Coach of the Year

Gary Garner ..... 1998-99

#### OVC Player of the Year

Bud Eley, C ..... 1998-99

#### OVC Freshman of the Year

Derek Winans, G ..... 2001-02

#### OVC Newcomer of the Year

Bud Eley, C ..... 1995-96  
\* - *The OVC Newcomer of the Year Award was discontinued after the 2004 season.*

#### OVC First-Team Selections

Devon Lake, G ..... 1992-93  
Bud Eley, C ..... 1996-97  
Bud Eley, C ..... 1998-99  
Dainmon Gonner, F ..... 2004-05  
Reggie Golson, F ..... 2004-05

#### OVC Second-Team Selections

Curtis Shelton, G ..... 1993-94  
Bud Eley, C ..... 1995-96  
Cory Johnson, G ..... 1997-98  
Roderick Johnson, F ..... 1999-00  
Michael Stokes, G ..... 2000-01  
Roy Booker, G ..... 2005-06  
Leon Powell, F ..... 2010-11  
Tyler Stone, F ..... 2011-12  
Tyler Stone, F ..... 2012-13

#### OVC Third-Team Selections

Mike Branson, F ..... 1999-00  
Michael Stokes, G ..... 1999-00  
Derek Winans, G ..... 2001-02  
Derek Winans, G ..... 2002-03

#### OVC All-Newcomer Team

##### Selections

Luther Bonds, F ..... 1992-93  
Jermall Morgan, C ..... 1993-94  
Jerome Days, C ..... 1994-95  
Bud Eley, C ..... 1995-96  
Calvert White, F ..... 1996-97  
Cory Johnson, G ..... 1997-98  
Roderick Johnson, F ..... 1998-99  
Roy Booker, G ..... 2005-06  
Brandon Foust, F ..... 2006-07

Leon Powell, F ..... 2010-11  
Tyler Stone, F ..... 2011-12

#### NABC Honors Court

Zach House, C, 2010-11  
Nick Niemczyk, G, 2010-11  
Nick Niemczyk, G, 2011-12

#### OVC All-Freshman Team Selections

Jerry Freshwater, G ..... 1991-92

#### OVC All-Tournament MVP

Roderick Johnson, F ..... 2000

#### OVC All-Tournament Team

##### Selections

Mike Branson, F ..... 1999  
Bud Eley, C ..... 1999  
Mike Branson, F ..... 2000  
Roderick Johnson, F ..... 2000

#### CoSIDA First-Team Academic

##### All-Americans

Derek Winans, G ..... 2005

#### CoSIDA Second-Team

##### Academic All-Americans

Derek Winans, G ..... 2004

#### NABC All-District First-Team

Tyler Stone, F ..... 2011-12

#### NABC All-District Second-Team

Leon Powell, F ..... 2011-12  
Marland Smith, G ..... 2011-12

#### OVC Player of the Week

Devon Lake, G ..... 2/27/93  
Curtis Shelton, G ..... 12/5/93  
Jermall Morgan, C ..... 12/4/94  
Bud Eley, C ..... 1/15/96  
Bud Eley, C ..... 1/12/97  
Bud Eley, C ..... 12/7/98  
Bud Eley, C ..... 1/4/99  
Bud Eley, C ..... 1/11/99  
Roderick Johnson, F ..... 12/13/99  
Michael Stokes, G ..... 12/18/00  
Brandon Griffin, C ..... 12/15/03  
Derek Winans, G ..... 1/19/04  
Reggie Golson, F ..... 12/13/04  
Dainmon Gonner, F ..... 1/17/05  
Reggie Golson, F ..... 2/14/05  
Roy Booker, G ..... 11/28/05



Brandon Foust, F ..... 1/7/08  
 Marland Smith, G ..... 12/26/11  
 Corey Wilford, G ..... 3/4/13

## OVC Newcomer of the Week

Alex Beason, F ..... 12/17/91  
 Alex Beason, F ..... 12/23/91  
 Brandon Samuels ..... 2/4/92  
 Luther Bonds, F ..... 12/15/92  
 Jermall Morgan, C ..... 1/30/94  
 Jerome Days, C ..... 1/29/95  
 Bud Eley, C ..... 12/3/95  
 Bud Eley, C ..... 12/18/95  
 Bud Eley, C ..... 2/4/96  
 Calvert White, F ..... 12/2/96  
 Calvert White, F ..... 1/19/97  
 Cory Johnson, G ..... 11/24/97  
 Cory Johnson, G ..... 2/1/98  
 Roderick Johnson, F ..... 12/14/98  
 Michael Stokes, G ..... 12/20/99  
 Michael Stokes, G ..... 1/17/00  
 Michael Stokes, G ..... 1/31/00  
 Terry Rogers, C ..... 1/8/01  
 Derek Winans, G ..... 11/26/01  
 Derek Winans, G ..... 12/3/01  
 Derek Winans, G ..... 1/14/02  
 Derek Winans, G ..... 1/21/02  
 Brett Hale, G ..... 2/4/02  
 Brett Hale, G ..... 2/11/02  
 Derek Winans, G ..... 2/18/02  
 Derek Winans, G ..... 2/28/02  
 Brandon Griffin, C ..... 12/2/02  
 Brandon Griffin, C ..... 12/9/02  
 Brandon Griffin, C ..... 1/20/03  
 Brandon Griffin, C ..... 2/10/03  
 Brandon Griffin, C ..... 3/3/03  
 Dainmon Gonner, F ..... 12/8/03  
 Dainmon Gonner, F ..... 1/5/04  
 Mike Nelke, G ..... 1/19/04  
 Roy Booker, G ..... 1/2/06  
 Roy Booker, G ..... 1/9/06  
 Michael Rembert, C ..... 12/18/06  
 Brandon Foust, F ..... 1/15/07  
 Brandon Foust, F ..... 1/22/07  
 Michael Rembert, C ..... 1/29/07  
 Brandon Foust, F ..... 2/26/07  
 Calvin Williams, F ..... 11/26/07  
 Calvin Williams, F ..... 12/10/07  
 Jaycen Herring, F ..... 2/4/08  
 LaMont Russell, F ..... 2/16/09  
 Cameron Butler, F ..... 1/11/10  
 Leon Powell, F ..... 11/22/10

Carl Ritter became the first Southeast Missouri State University basketball player to have his number retired. His number 32 was retired during ceremonies at the Show Me Center on January 24, 1994. Ritter scored a school record 1,916 points from 1959-63.

Following an emotional ceremony, Ritter stepped behind the three-point line and made a perfect shot in front of a big Show Me Center crowd and regional television audience.

# 32



Leon Powell, F ..... 1/10/11  
 Leon Powell, F ..... 2/7/11  
 Leon Powell, F ..... 2/14/11  
 Leon Powell, F ..... 2/21/11  
 Tyler Stone, F ..... 11/14/11  
 Nick Niemczyk, G ..... 11/28/11  
 Tyler Stone, F ..... 12/5/11  
 Tyler Stone, F ..... 12/12/11  
 Tyler Stone, F ..... 12/26/11  
 Tyler Stone, F ..... 1/9/12  
 Tyler Stone, F ..... 2/13/12  
 A.J. Jones, G ..... 3/4/13

## OVC Freshman of the Week

Anthony Holt ..... 1/8/95  
 Nathan Owen, G ..... 12/22/97  
 Paul Paradoski, G ..... 11/29/04  
 Roderick Pearson, G ..... 1/8/07  
 Derek Thompson, G ..... 11/23/09  
 Derek Thompson, G ..... 12/7/09  
 Marland Smith, G ..... 12/28/09  
 Marland Smith, G ..... 2/22/10  
 Lucas Nutt, G ..... 12/20/10

## College Sports Madness OVC Player of the Week

Leon Powell, F ..... 1/16/12  
 Tyler Stone, F ..... 12/31/12  
 Corey Wilford, G ..... 3/3/13

## College Sports Madness Mid-Major Player of the Week


Tyler Stone, F ..... 12/31/12  
 Corey Wilford, G ..... 3/3/13

## NetScouts OVC Player of the Week


Leon Powell, F ..... 1/16/12

## Southeast Basketball Hall of Famers (Year Inducted)

Bill Giessing, 1959-63 (2002)  
 Carl Ritter, 1959-63 (2002)  
 Abe Stuber, 1932-46 (2002)  
 1943 Team (2002)  
 Herb Mulkey, 1939-42 (2003)  
 Tom Upton, 1944-49 (2003)  
 Otto Porter, 1979-81 (2004)  
 Don Pritchard, 1931-36 (2005)  
 Ray Rippelmeyer, 1953-55 (2005)  
 1960-61 Team (2005)  
 Royal Tibe, 1919-23 (2006)  
 Ed Kiehne, 1919-22, 1924-25 (2007)  
 1965-86 Team (2007)  
 Jack Behrens, 1940-43 (2008)  
 Rich Eichhorst, 1952-56 (2009)  
 Bud Eley, 1995-99 (2009)  
 1988-89 Team (2009)  
 Ted Henderson, 1952-54 (2010)  
 1999-2000 Team (2012)



William "Bud" Eley



Dwayne Rutherford



Derek Winans

# 2013-14 SOUTHEAST MISSOURI MEN'S BASKETBALL GUIDE

## Year-by-Year Records

1926-27	1-7
1927-28	3-11
1928-29	0-15
1929-30	1-15
1930-31	3-11
1931-32	7-7
1932-33	8-9
1933-34	8-8
1934-35	6-12
1935-36	14-3
1936-37	13-3
1937-38	10-6
1938-39	11-7
1939-40	7-12
1940-41	9-11
1941-42	12-6
1942-43	19-6 (NAIA Champions)
1943-44	11-3
1944-45	13-3
1945-46	13-3
1946-47	11-8
1947-48	10-9
1948-49	7-12
1949-50	6-13
1950-51	3-16
1951-52	5-12
1952-53	13-8
1953-54	12-8
1954-55	15-6
1955-56	12-7
1956-57	5-13
1957-58	11-9
1958-59	11-9
1959-60	13-9
1960-61	25-3
1961-62	18-7
1962-63	21-4
1963-64	18-5
1964-65	15-8
1965-66	13-9
1966-67	15-6
1967-68	8-14
1968-69	7-15
1969-70	9-12
1970-71	13-10
1971-72	15-9
1972-73	11-13
1973-74	10-14
1974-75	14-12
1975-76	5-21
1976-77	8-18
1977-78	11-15
1978-79	19-9
1979-80	14-12
1980-81	11-16
1981-82	21-10
1982-83	25-6

1983-84	16-12
1984-85	24-8
1985-86	27-7
1986-87	20-11
1987-88	28-4
1988-89	27-6
1989-90	26-5
1990-91	21-7

## NCAA Division I Era

1991-92	12-16
1992-93	16-11
1993-94	10-17
1994-95	13-14
1995-96	8-19
1996-97	12-18
1997-98	14-13
1998-99	20-9
1999-00	24-7
2000-01	18-12
2001-02	6-22
2002-03	11-19
2003-04	11-16
2004-05	15-14
2005-06	7-20
2006-07	11-20
2007-08	1-19*
2008-09	3-27
2009-10	7-23
2010-11	10-22
2011-12	15-16
2012-13	17-16

\* - Southeast Missouri State vacated 11 wins during the 2007-08 season.

## All-Time NCAA Division I Record:

261-370 (.414)

## All-Time OVC Record:

141-213 (.398)

## Southeast vs. Ranked Teams (0-12)

at #21 Cincinnati (12/11/92)	L, 58-83
at #6 Missouri (2/23/94)	L, 61-83
at #21 Illinois (12/8/95)	L, 70-89
vs. #6 Cincinnati (1/7/97)	L, 57-80
vs. #10 LSU* (3/16/00)	L, 61-64
at #20 Creighton (12/29/02)	L, 70-93
at #6 Illinois (12/28/05)	L, 64-89
at #25 Missouri (11/11/11)	L, 68-83
at #9 Murray State (2/2/12)	L, 73-81
vs. #14 Murray State (2/15/12)	L, 66-75
at #7 Kansas (11/9/12)	L, 55-74
at #11 Missouri (12/4/12)	L, 65-81

\* - NCAA Tournament

## Coaching History

Coach	Years	Record	Pct.
Clyde Elder	1906-07	0-2	.000
Eugene Wells	1907-08	3-0	1.00
Ferdinal Courleux	1908-09	98-97	.502
	1915-28	-	-
	1929-30	-	-
H.F. Schulte	1909-12	12-6	.667
W.F. Cobb	1912-15	10-5	.667
Jerry Lewis	1928-29	0-15	.000
George Flamank	1930-32	13-19	.406
Emmitt Stuber	1932-35	60-42	.588
	1943-46	-	-
Charles Harris	1935-43	68-55	.567
Joe McDonald	1946-49	28-33	.459
John Adams	1949-52	14-41	.255
Ralph Pink	1952-58	70-53	.569
Charles Parsley	1958-70	175-101	.634
Bob Cradic	1970-76	76-71	.517
Carroll Williams	1976-81	57-75	.432
Ron Shumate	1981-97	306-171	.641
Gary Garner	1997-06	126-132	.488
Scott Edgar	2006-09	15-48*	.238
Zac Roman	2008-09	0-18	.000
Dickey Nutt	2009-Pres.	49-77	.389

\* - Southeast Missouri vacated 11 wins during the 2007-08 season.

## Year-by-Year OVC Record/Finish

Year	Record	Finish
1991-92	5-9	7th
1992-93	9-7	4th
1993-94	5-11	6th
1994-95	7-9	6th
1995-96	5-11	8th
1996-97	9-9	t4th
1997-98	10-8	5th
1998-99	15-3	2nd
1999-00	14-4	t1st
2000-01	8-8	5th
2001-02	4-12	8th
2002-03	5-11	7th
2003-04	4-12	10th
2004-05	9-7	5th
2005-06	4-16	10th
2006-07	9-11	6th
2007-08	1-13*	11th
2008-09	0-18	10th
2009-10	3-15	9th
2010-11	6-12	t7th
2011-12	9-7	5th
2012-13	8-8	t5th/2nd in OVC West

\* - Southeast Missouri vacated six OVC wins during the 2007-08 season.



## TEAM RECORDS

### Single-Game

Points	135	vs. Fort Leonard Wood (2/6/64); vs. McKendree (1/14/67)
Points in a Half	74	vs. Harris-Stowe (2/4/85)
Combined Points	237	vs. Austin Peay (1/29/08)
Field Goals	59	vs. McKendree (1/4/67); vs. Parks (11/24/86)
Field Goals Attempted	98	vs. Parks (11/24/86)
Field Goal Percentage	68.9 (59-of-88)	vs. McKendree (1/14/67)
Free Throws	40	vs. Christian Brothers (12/5/88)
Free Throws Attempted	50	vs. Christian Brothers (12/5/88)
Free Throw Percentage	1.00 (14-14)	vs. Missouri-Rolla (1/12/78)
	1.00 (10-10)	vs. Sacramento State (2/19/11)

<b>3-Point Field Goals</b>	<b>20</b>	<b>at Austin Peay (2/28/13)</b>
3-Point Field Goals Att.	40	vs. UT Martin (1/15/98)
3-Point Field Goal Pct.	1.00 (5-5)	vs. Southern Arkansas (11/21/87)
Rebounds	68	vs. Central Methodist (11/18/88)
Assists	33	vs. Missouri Baptist (11/19/90)
Blocked Shots	14	vs. Morehead State (1/4/99)
Largest Margin of Victory	+89	Southeast 127, Parks 38 (11/24/86)
Largest Margin of Defeat	-58	NW Missouri 74, Southeast 16 (2/1/29)

### Single-Season

Points	2791	1985-86
Points Per Game	87.8	1990-91
Field Goals	1108	1985-86
Field Goals Attempted	2204	1985-86
Field Goal Percentage	51.9	1978-79
Free Throws	621	1960-61
Free Throws Attempted	856	1985-86
Free Throw Percentage	76.4 (428-of-560)	2001-02
<b>3-Point Field Goals</b>	<b>256</b>	<b>2012-13</b>
<b>3-Point Field Goals Att.</b>	<b>644</b>	<b>2012-13</b>
3-Point Field Goal Pct.	44.6	1988-89
Rebounds	1313	1985-86
Assists	544	1985-86; 1988-89
Blocked Shots	164	1999-00
Largest Margin of Victory	+15.7	1984-85
Most Victories	28	1987-88
Most Losses	27	2008-09

### Miscellaneous

Longest Winning Streak	20 games	12/5/87-2/17/88
Longest Home Win Streak	28 games	11/29/85-1/7/87
Longest Losing Streak	21 games	12/23/08-11/18/09

## INDIVIDUAL RECORDS

### Single-Game

Points	52	Kermit Meystedt, vs. McKendree, 1/14/67
Field Goals	24	Kermit Meystedt, vs. McKendree, 1/14/67
Field Goals Attempted	34	Kermit Meystedt, vs. McKendree, 1/14/67
Free Throws	18	Carl Ritter, vs. NW Missouri St, 12/30/60
Free Throws Attempted	22	Carl Ritter, vs. NW Missouri St, 12/30/60
<b>3-Point Field Goals</b>	<b>9</b>	<b>3x, last by Marland Smith, vs. Eastern Illinois, 2/9/13</b>
3-Point Field Goals Att.	19	Cory Johnson, vs. UT Martin, 1/15/98
Rebounds	29	Paul Ranson, vs. MacMurray, 12/8/61
Assists	13	2x, last by Kevin Roberts, vs. Morehead State, 2/6/03
Blocked Shots	10	"Bud" Eley, vs. Morehead, 1/4/99


### Single-Season

Games Played	34	Michael Morris, Ray Pugh, Derick Turner, 1985-86
Points	677	Otto Porter, 1980-81
Field Goals	287	Otto Porter, 1980-81
Field Goals Attempted	568	Otto Porter, 1980-81
Field Goal Percentage	64.3 (191-297)	Danny Dohogne, 1990-91
Free Throws	184	Carl Ritter, 1960-61
Free Throws Attempted	259	Riley Ellis, 1985-86
Free Throw Percentage	88.7 (94-106)	Curtis Shelton, 1993-94
3-Point Field Goals	97	Kenard Moore, 2008-09
3-Point Field Goals Att.	285	Kenard Moore, 2008-09
3-Point Field Goal Pct.	55.8 (53-95)	Amory Sanders, 2000-01
Rebounds	314	Brandon Griffin, 2002-03
Assists	200	Dwayne Rutherford, 1988-89
<b>Blocked Shots</b>	<b>84</b>	<b>Nino Johnson, 2012-13</b>
Highest Scoring Average	27.0	Otto Porter, 1979-80
Highest Rebounding Avg.	10.7	"Bud" Eley, 1998-99

### Set in 2012-13

#### Powell Named 2010-11 NCAA Division I Statistical Champion in Field Goal Percentage

Leon Powell led the nation in field goal percentage with a 63.0 percent clip in 2010-11. That mark stands as the second-best single-season field goal percentage in school history. Powell also led the Redhawks in scoring, rebounding and blocked shots.



# 2013-14 SOUTHEAST MISSOURI MEN'S BASKETBALL GUIDE

## Points

1. Carl Ritter, 1959-63	1,916
2. Jewell Crawford, 1980-84	1,862
3. Bill Giessing, 1960-64	1,686
4. William "Bud" Eley, 1995-99	1,611
5. Derek Winans, 2001-05	1,505
6. Marland Smith, 2009-13	1,423
7. Ronny Rankin, 1984-86	1,277
8. Riley Ellis, 1984-86	1,241
9. Ray Pugh, 1985-89	1,237
10. Otto Porter, 1979-81	1,216
Devon Lake, 1990-93	1,216
12. Dwayne Rutherford, 1986-90	1,191
13. Kermit Meystedt, 1963-67	1,141
14. Anthony Venson, 1980-84	1,131
15. Curtis Shelton, 1990-94	1,112
16. John Sanchez, 1976-80	1,104
17. Lawrence Wilson, 1986-90	1,086
18. Joe Cagle, 1973-77	1,055
19. Dave Shipley, 1975-79	1,046
20. Michael Morris, 1984-88	1,030
21. Mike Lewis, 1987-91	1,026
22. Dan Milligan, 1965-69	1,017

## Scoring Average

1. Otto Porter, 1979-81	25.9
2. Fred Anderson, 1968-69	23.3
3. Roy Booker, 2005-06	22.0
4. Ronny Rankin, 1984-86	20.6
5. Jim Anderson, 1970-72	19.7
6. Riley Ellis, 1984-86	19.1
7. Danny Dohogne, 1990-91	17.4
8. Jewell Crawford, 1980-84	16.6
William "Bud" Eley, 1995-99	16.6
10. Andrew Reed, 1970-72	16.4

## Field Goals Made

1. Jewell Crawford, 1980-84	763
2. William "Bud" Eley, 1995-99	629
3. Derek Winans, 2001-05	524
4. Otto Porter, 1979-81	515
5. Ronny Rankin, 1984-86	483
6. Riley Ellis, 1984-86	478
Ray Pugh, 1985-89	478
8. Marland Smith, 2009-13	476
9. Joe Cagle, 1973-77	456
10. John Sanchez, 1976-80	444

## Field Goals Attempted

1. Jewell Crawford, 1980-84	1,470
2. Marland Smith, 2009-13	1,201
3. Derek Winans, 2001-05	1,172
4. William "Bud" Eley, 1995-99	1,170
5. Otto Porter, 1979-81	1,044
6. Joe Cagle, 1973-77	1,026
7. Dave Shipley, 1975-79	1,010
8. Ray Pugh, 1985-89	975
9. Riley Ellis, 1984-86	955
10. Ronny Rankin, 1984-86	954

## Field Goal Percentage


(Minimum 100 FG Made)	FG-A	Pct.
1. Danny Dohogne, 1990-91	191-297	.643
2. Leon Powell, 2010-12	298-486	.613
2. Carl Nicholson, 1985-88	105-173	.607
3. Eddie Hart, 1984-86	181-303	.597
4. Roderick Johnson, 1998-00	293-500	.586
5. Brandon Griffin, 2002-04	267-465	.574
Drew Demond, 1999-02	132-230	.574
7. Matt Sisley, 1992-94	142-248	.573
<b>8. Nino Johnson, 2011-present</b>	<b>162-285</b>	<b>.568</b>
9. Desi Barmore, 1978-79	185-329	.562
10. Steve Tappmeyer, 1977-79	267-479	.557

## 3-Point Field Goals Made

1. Marland Smith, 2009-13	251
2. Derek Winans, 2001-05	219
3. Churtis Shelton, 1990-94	215
4. Terrick Willoughby, 2003-07	175
5. Kenard Moore, 2007-09	174
6. Mike Lewis, 1987-91	166
7. Cory Johnson, 1997-99	162
8. Brett Hale, 2001-05	140
9. Corey Wilford, 2011-13	114
10. Dwayne Rutherford, 1986-90	107

## 3-Point Field Goals Attempted

1. Marland Smith, 2009-13	697
2. Derek Winans, 2001-05	564
3. Kenard Moore, 2007-09	482
4. Curtis Shelton, 1990-94	480
5. Terrick Willoughby, 2003-07	434
6. Cory Johnson, 1997-99	391
7. Mike Lewis, 1987-91	372
8. Brett Hale, 2001-05	342
9. Nick Niemczyk, 2010-13	282
10. Corey Wilford, 2011-13	280



## 3-Point Field Goal Percentage

(Minimum 100 3FG Made)	3FG-A	Pct.
1. Curtis Shelton, 1990-94	215-480	.448
2. Mike Lewis, 1987-91	166-372	.446
3. Cory Johnson, 1997-99	162-391	.414
4. Brett Hale, 2001-05	140-342	.409
5. Corey Wilford, 2011-13	114-280	.407
6. Terrick Willoughby, 2003-07	175-434	.403
7. Dwayne Rutherford, 1986-90	107-266	.402
8. Derek Winans, 2001-05	219-564	.388
9. Nick Niemczyk, 2010-13	105-282	.372

## Free Throws Made

1. Carl Ritter, 1959-63	580
2. William "Bud" Eley, 1995-99	341
3. Jewell Crawford, 1980-84	336
4. Ronny Rankin, 1984-86	311
5. Devon Lake, 1990-93	309
6. Dwayne Rutherford, 1986-90	286
7. Riley Ellis, 1984-86	285
8. Lawrence Wilson, 1986-90	282
9. Curtis Shelton, 1990-94	257
10. Anthony Venson, 1980-84	251

## Free Throws Attempted

1. Carl Ritter, 1959-63	664
2. William "Bud" Eley, 1995-99	580
3. Jewell Crawford, 1980-84	495
4. Riley Ellis, 1984-86	462
5. Lawrence Wilson, 1986-90	402
6. Dwayne Rutherford, 1986-90	395
7. Devon Lake, 1990-93	384



8. Ronny Rankin, 1984-86	371
9. Leon Powell, 2010-12	340
10. Malcomn Henry, 1985-90	332

**Free Throw Percentage**

(Minimum 100 FT Made)	FT-A	Pct.
1. Cory Johnson, 1997-99	130-146	.890
2. Robin Wilhoit, 1976-80	122-142	.859
Brett Hale, 2001-05	164-191	.859
4. Ronny Rankin, 1984-86	311-371	.838
<b>5. Lucas Nutt, 2009-present</b>	<b>220-264</b>	<b>.833</b>
6. Curtis Shelton, 1990-94	257-310	.829
7. Roy Booker, 2005-06	165-200	.825
8. Mike Payne, 1969-72	113-140	.807
9. Devon Lake, 1990-93	309-384	.805
10. Anthony Venson, 1980-84	251-315	.797

**Rebounds**

1. William "Bud" Eley, 1995-99	955
2. John Sanchez, 1976-80	839
3. Kermit Meystedt, 1963-67	834
4. Paul Ranson, 1961-64	815
5. Anthony Thomas, 1978-82	796
Bill Giessing, 1960-64	796
7. Dan Milligan, 1965-69	758
8. Jewell Crawford, 1980-84	741
9. Arvin Haynes, 1972-76	622
10. Riley Ellis, 1984-85	568

**MARLAND SMITH****Rebounding Average**

(Minimum 50 Games)	G	Avg.
1. William "Bud" Eley, 1995-99	97	9.8
2. Brandon Griffin, 2002-04	53	9.1
3. Riley Ellis, 1984-86	65	8.7
<b>4. Tyler Stone, 2011-present</b>	<b>64</b>	<b>7.6</b>
5. Leon Powell, 2010-12	62	7.4
6. Roderick Johnson, 1998-00	60	7.3
7. Derick Turner, 1985-87	65	6.7
8. Reggie Golson, 2002-05	53	6.5
9. Calvin Williams, 2007-09	50	6.4
10. Jermall Morgan, 1993-95	54	6.3

**Assists**

1. Dwayne Rutherford, 1986-90	541
2. Michael Morris, 1984-88	478
<b>3. Lucas Nutt, 2009-present</b>	<b>419</b>
4. Dave Shipley, 1975-79	396
5. Jerry Freshwater, 1991-95	367
6. Joe Cagle, 1973-77	357
7. John Sanchez, 1976-80	327
8. Anthony Venson, 1980-84	321
9. Derek Winans, 2001-05	282
10. Paul Paradoski, 2004-07	263

**Steals**

1. Michael Morris, 1984-88	191
2. Derek Winans, 2001-05	153
Dwayne Rutherford, 1986-90	153
4. William "Bud" Eley, 1995-99	135
5. Jerry Freshwater, 1991-95	121
6. Marland Smith, 2009-13	112
7. Dainmon Gonner, 2003-05	111
8. Paul Paradoski, 2004-07	110
9. David Johnson, 2005-08	90
10. Curtis Shelton, 1990-94	89

**Blocks**

1. William "Bud" Eley, 1995-99	156
2. Drew Demond, 1999-02	112
<b>3. Nino Johnson, 2011-present</b>	<b>92</b>
Leon Powell, 2010-12	92
5. Anthony Thomas, 1978-82	83
6. Reggie Golson, 2002-05	79
<b>7. Tyler Stone, 2011-present</b>	<b>78</b>
8. Calvin Williams, 2007-09	71
9. Malcomn Henry, 1985-90	60
10. James Barnes, 1990-92	58

**WILLIAM "BUD" ELEY****Games Played**

1. Malcomn Henry, 1985-90	148
2. Dwayne Rutherford, 1986-90	129
3. Lawrence Wilson, 1986-90	128
4. Marland Smith, 2009-13	126
5. Michael Morris, 1984-88	122
6. Mike Lewis, 1987-91	121

**Games Started**

1. Derek Winans, 2001-05	101
2. Marland Smith, 2009-13	98
3. Bud Eley, 1995-99	93
4. Terrick Willoughby, 2003-07	80
<b>5. Lucas Nutt, 2009-present</b>	<b>75</b>

**Current Players in Bold**

\* - Southeast Missouri State University men's basketball Top-10 lists were generated with statistics dating back to 1968-69. Any cumulative statistical reports prior to that season were incomplete. Therefore, some individuals who

# 2013-14 SOUTHEAST MISSOURI MEN'S BASKETBALL GUIDE

## Points

1. Otto Porter, 1980-81	677
2. Riley Ellis, 1985-86	667
3. Ronny Rankin, 1985-86	656
4. Ronny Rankin, 1984-85	621
5. Jewell Crawford, 1983-84	606
6. Devon Lake, 1992-93	603
7. Roy Booker, 2005-06	594
8. Riley Ellis, 1984-85	574
9. Kenard Moore, 2008-09	570
10. Dainmon Gonner, 2004-05	547
11. Derick Turner, 1986-87	545
12. Otto Porter, 1979-80	539
13. Cleo Conley, 1986-87	537
14. William "Bud" Eley, 1996-97	536
15. Ray Pugh, 1987-88	533
<b>16. Tyler Stone, 2012-13</b>	<b>512</b>
17. Jim Anderson, 1970-71	509
18. Terry Mead, 1981-82	503
19. Jaycen Herring, 2008-09	497
20. Fred Anderson, 1968-69	489

## Scoring Average

1. Otto Porter, 1979-80	27.0
2. Otto Porter, 1980-81	25.1
3. Fred Anderson, 1968-69	23.3
4. Jim Anderson, 1970-71	23.1
5. Jewell Crawford, 1983-84	22.4
6. Devon Lake, 1992-93	22.3
7. Roy Booker, 2005-06	22.0
8. Ronny Rankin, 1984-85	20.7
9. Ronny Rankin, 1985-86	20.5
10. Dainmon Gonner, 2004-05	20.3

## Field Goals Made

1. Otto Porter, 1980-81	287
2. Ronny Rankin, 1985-86	252
3. Riley Ellis, 1985-86	250
4. Jewell Crawford, 1983-84	238
5. Ronny Rankin, 1984-85	231
6. Otto Porter, 1979-80	228
7. Riley Ellis, 1984-85	228
8. Cleo Conley, 1986-87	223
9. Derick Turner, 1986-87	221
10. Fred Anderson, 1968-69	221

## Field Goals Attempted

1. Otto Porter, 1980-81	568
2. Ronny Rankin, 1985-86	524
3. Roy Booker, 2005-06	504
4. Riley Ellis, 1985-86	495
5. Fred Anderson, 1968-69	488
6. Kenard Moore, 2008-09	483
7. Otto Porter, 1979-80	476
8. Cleo Conley, 1986-87	476
9. Riley Ellis, 1984-85	460
10. Ronny Rankin, 1984-85	430

## Field Goal Percentage

(Minimum 75 FG Made)	FG-A	Pct.
1. Danny Dohogne, 1990-91	191-297	.643
2. Leon Powell, 2010-11	172-273	.630
3. Cornall Henderson, 1987-88	75-117	.641
4. Carl Nicholson, 1987-88	75-117	.641
5. Eddie Hart, 1985-86	119-186	.640
6. David Montgomery, 1997-98	141-227	.621
7. Roderick Johnson, 1999-00	163-270	.604
8. William "Bud" Eley, 1998-99	170-286	.594
9. Leon Powell, 2011-12	126-213	.592
10. John Sanchez, 1977-78	149-256	.582

## 3-Point Field Goals Made

1. Kenard Moore, 2008-09	97
2. Cory Johnson, 1997-98	95
3. Curtis Shelton, 1993-94	86
4. Corey Wilford, 2012-13	82
5. Kenard Moore, 2007-08	77
6. Roy Booker, 2005-06	73
7. Derek Winans, 2002-03	71
8. Cory Johnson, 1998-99	67
9. David Johnson, 2006-07	64
10. Mike Lewis, 1988-89	64
11. Mike Lewis, 1989-90	64

## 3-Point Field Goals Attempted

1. Kenard Moore, 2008-09	285
2. Roy Booker, 2005-06	233
3. Cory Johnson, 1997-98	219
4. Marland Smith, 2010-11	207
5. Kenard Moore, 2007-08	197
6. Corey Wilford, 2012-13	193
7. Curtis Shelton, 1993-94	190
8. Marland Smith, 2009-10	185
9. David Johnson, 2006-07	184
10. Cory Johnson, 1998-99	172
11. Derek Winans, 2002-03	172



## 3-Point Field Goal Percentage

(Minimum 50 3FG Made)	3FG-A	Pct.
1. Amory Sanders, 2000-01	53-95	.558
2. Mike Lewis, 1989-90	64-130	.492
3. Mike Lewis, 1988-89	64-130	.492
4. Curtis Shelton, 1991-92	58-121	.479
5. Curtis Shelton, 1993-94	86-190	.453
6. Terrick Willoughby, 2006-07	51-116	.440
7. Cory Johnson, 1997-98	95-219	.434
8. Mark Johnson, 1994-95	55-128	.430
9. Marland Smith, 2012-13	63-147	.429
10. Brett Hale, 2002-03	54-126	.429

## Free Throws Made

1. Carl Ritter, 1960-61	184
2. Riley Ellis, 1985-86	167
3. Roy Booker, 2005-06	165
4. Devon Lake, 1992-93	162
5. Ronny Rankin, 1984-85	159
6. Ronny Rankin, 1985-86	152
7. Jewell Crawford, 1983-84	130
8. Andrew Reed, 1971-72	130
9. Jermall Morgan, 1994-95	123
10. Riley Ellis, 1984-85	118
11. Michael Stokes, 2000-01	118



**Free Throws Attempted**

1. Riley Ellis, 1985-86	259
2. William "Bud" Eley, 1996-97	217
3. Devon Lake, 1992-93	205
Leon Powell, 2010-11	205
5. Riley Ellis, 1984-85	203
6. Roy Booker, 2005-06	200
7. Jermall Morgan, 1994-95	199
8. Ronny Rankin, 1984-85	190
9. Jewell Crawford, 1983-84	183
10. Ronny Rankin, 1985-86	181

**Free Throw Percentage**

(Minimum 75 FT Made)	FT-A	Pct.
1. Curtis Shelton, 1993-94	94-106	.887
2. Ronny Rankin, 1985-86	152-181	.840
3. Ronny Rankin, 1984-85	159-190	.837
4. Michael Stokes, 2000-01	118-143	.825
Roy Booker, 2005-06	165-200	.825
<b>6. Lucas Nutt, 2010-11</b>	<b>96-117</b>	<b>.821</b>
7. Devon Lake, 1990-91	92-113	.814
8. Steve Tappmeyer, 1978-79	81-100	.810
9. Pat Niemczyk, 1979-80	83-104	.798
Otto Porter, 1979-80	83-104	.798
<b>10. Tyler Stone, 2012-13</b>	<b>91-115</b>	<b>.791</b>

**LEON POWELL****Rebounds**

1. Brandon Griffin, 2002-03	314
2. William "Bud" Eley, 1996-97	310
William "Bud" Eley, 1998-99	310
4. Riley Ellis, 1985-86	293
<b>5. Nino Johnson, 2012-13</b>	<b>289</b>
6. Derick Turner, 1986-87	282
7. Riley Ellis, 1984-85	275
8. Roderick Johnson, 1999-00	266
9. William "Bud" Eley, 1995-96	260
<b>10. Tyler Stone, 2012-13</b>	<b>257</b>

**Rebounding Average**

(Minimum 20 Games)	G	Avg.
1. William "Bud" Eley, 1998-99	29	10.7
2. Brandon Griffin, 2002-03	30	10.5
3. William "Bud" Eley, 1996-97	30	10.3
4. Thomas Thames, 1990-91	20	10.1
5. William "Bud" Eley, 1995-96	27	9.6
6. Derick Turner, 1986-87	31	9.1
7. Riley Ellis, 1985-86	33	8.9
<b>8. Nino Johnson, 2012-13</b>	<b>33</b>	<b>8.8</b>
Danny Dohogne, 1990-91	28	8.8
10. Riley Ellis, 1984-85	32	8.6
Roderick Johnson, 1999-00	31	8.6

**Assists**

1. Dwayne Rutherford, 1988-89	200
2. Kevin Roberts, 2002-03	179
<b>3. Lucas Nutt, 2012-13</b>	<b>178</b>
4. Jerry Freshwater, 1994-95	153
5. Dwayne Rutherford, 1987-88	143
6. Michael Morris, 1986-87	139
7. Michael Morris, 1985-86	136
8. Michael Morris, 1987-88	130
9. Michael Stokes, 1999-00	128
10. Joe Cagle, 1975-76	127

**Steals**

1. Dainmon Gonner, 2004-05	74
2. Dwayne Rutherford, 1988-89	71
3. Michael Morris, 1986-87	63
Michael Morris, 1987-88	63
5. William "Bud" Eley, 1996-97	58
Calvert White, 1996-97	58
7. Johnnie Coleman, 1990-91	57
8. Ernest Taylor, 1988-89	50
9. Cleo Conley, 1986-87	48

**REGGIE GOLSON****Blocks**

<b>1. Nino Johnson, 2012-13</b>	<b>84</b>
2. William "Bud" Eley, 1998-99	75
3. Reggie Golson, 2004-05	64
4. William "Bud" Eley, 1995-96	51
5. Leon Powell, 2010-11	50
6. Drew Demond, 2000-01	48
7. Anthony Thomas, 1981-82	45
<b>8. Tyler Stone, 2012-13</b>	<b>44</b>
9. Leon Powell, 2011-12	42
10. Roderick Johnson, 1999-00	41

**Current Players in Bold**

\* - Southeast Missouri State University men's basketball Top-10 lists were generated with statistics dating back to 1968-69. Any cumulative statistical reports prior to that season were incomplete. Therefore, some individuals who played before 1968-69 may be excluded from certain statistical categories on these lists.

# 2013-14 SOUTHEAST MISSOURI MEN'S BASKETBALL GUIDE

## 1991-92

**Overall:** 12-16 **OVC:** 5-9

**Head Coach:** Ron Shumate

Opponent	SE	OPP
at UW-Green Bay	L 54	82
at Wisconsin	L 71	82
Cleveland State	L 80	88
Nicholls State	W 76	73
Texas-Pan American	W 85	56
at Southern Utah	L 62	98
at Montana State	L 67	70
Lewis	W 80	56
at Texas-Pan American	W 70	68
at Arkansas-Little Rock	L 77	85 <sup>OT</sup>
Oakland City	W 84	69
Austin Peay*	W 79	76
UW-Milwaukee	L 71	83
at Middle Tennessee*	L 58	61
at Murray State*	L 76	86
Morehead State*	W 85	74
Eastern Kentucky*	W 76	74
at Tennessee State*	L 62	63
at Tennessee Tech*	L 51	84
at Austin Peay*	L 86	92 <sup>OT</sup>
Arkansas-Little Rock	W 80	78
Tennessee Tech*	L 78	88
Tennessee State*	W 76	66
at Eastern Kentucky*	L 69	83
at Morehead State*	L 80	84
Murray State*	W 80	75
Middle Tennessee*	L 76	87
at UW-Milwaukee	W 80	64

\* - Denotes Ohio Valley Conference Game

## 1992-93

**Overall:** 16-11 **OVC:** 9-7

**Head Coach:** Ron Shumate

Opponent	SE	OPP
UW-Green Bay	W 67	65
Alcorn State	W 86	81
Arkansas State	W 71	69 <sup>OT</sup>
Montana State	W 72	56
Cincinnati	L 58	83
Central Michigan	W 74	61
Arkansas	L 72	96
at Evansville	L 68	92
at Chicago State	L 71	91
Oakland City	W 108	69
at Tennessee State*	L 70	95
at Austin Peay*	W 90	68
Murray State*	L 95	111
Southern Utah	W 91	74
Morehead State*	W 107	96
Eastern Kentucky*	W 79	63
at UT Martin*	L 89	90
Middle Tennessee*	W 80	69
Tennessee Tech*	W 79	74
at Murray State*	L 96	100
at Morehead State*	L 85	92

at Eastern Kentucky	L 65	86
Tennessee State*	W 94	77
Austin Peay*	W 77	64
UT Martin*	W 69	68
at Middle Tennessee*	W 67	63 <sup>OT</sup>
at Tennessee Tech*	L 99	113

\* - Denotes Ohio Valley Conference Game

## 1993-94

**Overall:** 10-17 **OVC:** 5-11

**Head Coach:** Ron Shumate

Opponent	SE	OPP
Evansville	L 60	76
Southern California College	W 65	52
Troy State	W 119	113
Texas-Arlington	W 86	83
Chicago State	W 125	95
Samford	L 72	72
Prairie View A&M	W 100	63
Southern Illinois	L 54	82
Colorado State	L 72	104
Eastern Kentucky*	L 62	86
Morehead State*	L 72	85
Tennessee Tech*	W 87	77
Middle Tennessee*	W 99	77
Tennessee State*	L 83	94
UT Martin*	W 86	63
Tennessee State*	L 87	96
Austin Peay*	L 69	75
Murray State*	L 74	81
Morehead State*	L 80	94
Eastern Kentucky*	L 75	84
Tennessee Tech*	W 89	83
Middle Tennessee*	L 68	94
Murray State*	L 95	96
Missouri	L 61	83
UT Martin*	L 87	103
Austin Peay*	W 98	72
Memphis State	L 83	109

\* - Denotes Ohio Valley Conference Game

## 1994-95

**Overall:** 13-14 **OVC:** 7-9

**Head Coach:** Ron Shumate

Opponent	SE	OPP
Drury College	W 90	79
Fairfield	W 82	75
Maine	W 92	78
at Missouri	L 77	84
at UW-Milwaukee	W 75	71
Southern Illinois	L 72	74
Colorado State	L 70	90
at Florida State	L 75	100
Oakland City College	W 90	76
Eastern Kentucky*	W 59	52
Morehead State*	L 72	74 <sup>OT</sup>
at Tennessee Tech*	L 58	97
at Middle Tennessee*	L 63	65

at Tennessee State*	L 80	83
at UT Martin*	W 61	59
Tennessee State*	W 66	64
Austin Peay*	L 63	79
Murray State*	L 79	83
at Morehead State*	L 49	80
at Eastern Kentucky*	L 66	71
Middle Tennessee*	W 78	63
Tennessee Tech*	W 89	73
at Murray State*	L 55	83
UT Martin*	W 75	66
at Austin Peay*	W 90	87 <sup>OT</sup>
UW-Milwaukee	W 98	90 <sup>OT</sup>
at South Florida	L 48	75

\* - Denotes Ohio Valley Conference Game

## 1995-96

**Overall:** 8-19 **OVC:** 5-11

**Head Coach:** Ron Shumate

Opponent	SE	OPP
Oakland City	W 82	78
Troy State	W 109	91
Mississippi Valley State	L 80	84
at Fairfield	L 65	73
at Illinois	L 70	89
vs. San Jose State	W 55	48
at Southern Illinois	L 64	70
Oral Roberts	L 58	74
at Missouri	L 65	102
at Eastern Kentucky*	L 73	89
at Morehead State*	W 81	64
UT Martin*	W 71	61
at Middle Tennessee*	W 65	63
at Austin Peay*	L 69	82
Tennessee State*	L 70	82
Tennessee Tech*	W 81	78 <sup>OT</sup>
South Florida	L 41	67
at Murray State*	L 77	81
Morehead State*	W 76	74
Eastern Kentucky*	L 76	79
at UT Martin*	L 59	79
Austin Peay*	L 71	84
Middle Tennessee*	L 75	78
at Tennessee Tech*	L 69	102
at Tennessee State*	L 73	76
Murray State*	L 61	79
at Oral Roberts	L 69	85

\* - Denotes Ohio Valley Conference Game



**1996-97****Overall:** 12-18 **OVC:** 9-9**Head Coach:** Ron Shumate

<u>Opponent</u>		<u>SE</u>	<u>OPP</u>
vs. Norfolk State	W	68	63
vs. Samford	L	57	63
McKendree	L	59	72
at Oklahoma	L	52	83
at Louisiana Tech	W	69	65
Southern Illinois	L	68	78
at Missouri	L	50	64
Oakland City	W	87	57
vs. Cincinnati	L	57	80
vs. Old Dominion	L	61	74
vs. Fresno State	L	77	83
at Austin Peay*	L	85	96
at Tennessee State*	W	71	53
UT Martin*	W	82	72 <sup>OT</sup>
Eastern Kentucky*	W	70	68
Morehead State*	W	94	75
at Middle Tennessee*	W	78	76
at Tennessee Tech*	L	82	86
at Murray State*	L	75	77
Eastern Illinois*	L	61	65
Tennessee State*	W	78	75
Austin Peay*	W	73	72
Murray State*	L	75	86
at Morehead State*	L	80	83
at Eastern Kentucky*	L	76	84
Tennessee Tech*	W	78	65
Middle Tennessee*	W	85	76
at UT Martin*	L	62	92
at Eastern Illinois*	L	71	92
<b>OVC Tournament</b>			
vs. Middle Tennessee	L	74	89

\* - Denotes Ohio Valley Conference Game

**1997-98****Overall:** 14-13 **OVC:** 10-8**Head Coach:** Gary Garner

<u>Opponent</u>		<u>SE</u>	<u>OPP</u>
at Colorado	L	59	62
Central Methodist	W	94	78
Bradley	W	79	71
Oakland City	W	60	27
Tennessee State*	L	77	79 <sup>OT</sup>
Austin Peay*	W	73	61
at Southern Illinois	L	62	81
at Missouri	L	64	65
Truman State	W	79	65
at Louisville	L	69	91
at Morehead State*	W	64	61
at Eastern Kentucky*	L	79	82 <sup>2OT</sup>
Tennessee Tech*	W	69	51
Middle Tennessee*	L	55	70
at Tennessee State*	W	60	59
at UT Martin*	L	82	91 <sup>2OT</sup>

at Murray State*	L	66	101
Eastern Illinois*	L	78	81 <sup>OT</sup>
Morehead State*	W	99	79
Eastern Kentucky*	W	97	78
at Austin Peay*	W	81	57
at Tennessee Tech*	L	57	77
at Middle Tennessee*	W	85	76
UT Martin	W	87	61
Murray State*	L	71	82
at Eastern Illinois*	W	84	77 <sup>OT</sup>

**OVC Tournament**

vs. Austin Peay	L	46	76
-----------------	---	----	----

\* - Denotes Ohio Valley Conference Game

**1998-99****Overall:** 20-9 **OVC:** 15-3**Head Coach:** Gary Garner

<u>Opponent</u>		<u>SE</u>	<u>OPP</u>
SIU Edwardsville	W	78	35
at Bradley	L	47	49
Central Methodist	W	84	65
Louisiana Tech	L	72	84
at Austin Peay*	W	74	65
at Tennessee State*	W	70	49
at Arkansas State	W	76	75
Eastern Kentucky*	W	78	58
at Missouri State	L	56	67
Southern Illinois	L	49	70
at Oklahoma State	L	64	75
Morehead State*	W	71	69
Middle Tennessee*	W	73	63
at Tennessee Tech*	W	64	51
Austin Peay*	W	87	71
Murray State*	L	70	71
UT Martin*	W	84	75 <sup>OT</sup>
at Eastern Illinois*	W	81	70
at Morehead State*	W	72	60
Tennessee State*	W	61	54
Middle Tennessee*	W	69	55
Tennessee Tech*	L	62	68
at Murray State*	L	52	62
at UT Martin*	W	60	49
at Eastern Kentucky*	W	77	61
Eastern Illinois*	W	92	70

**OVC Tournament**

vs. Eastern Illinois	W	78	57
vs. Middle Tennessee	W	82	74
vs. Murray State	L	61	62

\* - Denotes Ohio Valley Conference Game

**1999-2000****Overall:** 24-7 **OVC:** 14-4**Head Coach:** Gary Garner

<u>Opponent</u>		<u>SE</u>	<u>OPP</u>
Western Carolina	W	93	69
Rockhurst	W	67	58
Montana	W	66	61
at Tennessee Tech*	W	84	79
Oakland City	W	79	45
vs. Montana	L	48	60
vs. Robert Morris	W	55	44
Arkansas State	W	74	71
at Bradley	W	65	60
at Southern Illinois	L	51	62
Tennessee State*	W	79	46
Austin Peay*	W	62	60
at Middle Tennessee*	W	79	46
at UT Martin*	L	66	75
at Murray State*	W	84	78
at Tennessee Tech*	W	61	50
Eastern Illinois*	W	77	66
Morehead State*	W	80	59
Eastern Kentucky*	W	77	65
at Tennessee State*	L	52	56
at Austin Peay*	L	64	67 <sup>2OT</sup>
Middle Tennessee*	W	76	56
UT Martin*	W	80	68
at Murray State*	L	60	77
at Eastern Illinois*	W	72	71
at Morehead State*	W	74	58
at Eastern Kentucky*	W	65	48

**OVC Tournament**

vs. UT Martin	W	76	74
vs. Middle Tennessee	W	78	60
vs. Murray State	W	67	56

**NCAA Tournament**

vs. LSU	L	61	64
---------	---	----	----

\* - Denotes Ohio Valley Conference Game

**2000-01****Overall:** 18-12 **OVC:** 8-8**Head Coach:** Gary Garner

<u>Date</u>	<u>Opponent</u>		<u>SE</u>	<u>OPP</u>
N17	Truman State	W	70	59
N21	Missouri-Rolla	W	87	63
N24	vs. Toledo	L	43	59
N25	vs. Robert Morris	W	78	53
N26	vs. Cleveland State	W	72	71
N29	at Mississippi Valley	L	77	83
D5	Southern Illinois	W	87	84
D9	Tennessee Tech*	L	68	70
D16	Missouri State*	W	73	71
D20	Campbell	W	81	54
D27	vs. Houston	L	64	69
D28	vs. Jackson State	W	72	63

# 2013-14 SOUTHEAST MISSOURI MEN'S BASKETBALL GUIDE

J4	at Tennessee State*	W	88	57
J6	at Austin Peay*	L	60	80
J11	Murray State*	L	58	60
J13	UT Martin*	W	60	49
J20	at Eastern Illinois*	L	71	83
J22	at Morris Brown	W	82	63
J27	at Morehead State*	W	74	71
J29	at Eastern Kentucky*	W	65	59
F1	Austin Peay*	L	72	77
F3	Tennessee State*	L	94	96
F6	at Tennessee Tech*	L	69	79
F8	at Murray State*	W	65	54
F10	at UT Martin*	W	81	73
F14	Morris Brown	W	83	50
F17	Eastern Illinois*	W	75	73
F22	Eastern Kentucky*	W	81	70
F24	Morehead State*	W	63	61

## OVC Tournament

F27	vs. Austin Peay	L	70	72
-----	-----------------	---	----	----

\* - Denotes Ohio Valley Conference Game

## 2001-02

Overall: 6-22 OVC: 4-12

Head Coach: Gary Garner

Date	Opponent		SE	OPP
N16	Birmingham Southern	L	51	62
N24	at Missouri State	L	63	73
N27	Arkansas-Little Rock	L	74	83
D1	Western Illinois	L	58	71
D5	at Vanderbilt	L	71	76
D8	North Alabama	W	75	68
D15	at Saint Louis	L	62	88
D17	Mississippi Valley	L	70	82
D22	at Southern Illinois	L	80	92
D29	Lincoln University	W	77	68
J2	at Western Illinois	L	75	82
J5	at Eastern Illinois*	L	74	84
J7	Tennessee State*	L	82	94
J10	Eastern Kentucky*	W	95	75
J12	Morehead State*	L	53	59
J17	at UT Martin*	L	73	89
J19	at Murray State*	L	72	85
J24	Tennessee Tech*	L	62	75
J26	Austin Peay*	L	67	68
J31	at Tennessee State*	L	65	72
F2	at Tennessee Tech*	L	67	82
F7	at Morehead State*	L	75	91
F9	at Eastern Kentucky*	W	81	74
F14	UT Martin*	W	78	51
F16	Murray State*	L	86	92
F19	Eastern Illinois*	W	102	87
F23	at Austin Peay*	L	47	80

## OVC Tournament

F26	vs. Tennessee Tech	L	56	73
-----	--------------------	---	----	----

\* - Denotes Ohio Valley Conference Game

## 2002-03

Overall: 11-19 OVC: 5-11

Head Coach: Gary Garner

Date	Opponent		SE	OPP
N22	at Arkansas State	L	71	83
N25	Central Methodist	W	82	63
N28	vs. UW-Milwaukee	W	89	75
N29	vs. Indiana State	L	55	68
D1	vs. Tulane	L	60	81
D4	Oakland City	W	88	66
D7	Southern Illinois	L	69	85
D14	at UMKC	W	66	58
D17	at Arkansas-Little Rock	L	56	83
D21	Missouri State	W	70	53
D29	at Creighton	L	70	93
J4	Eastern Illinois*	L	75	85
J9	at Eastern Kentucky*	W	93	77
J11	at Morehead State*	L	63	77
J16	UT Martin*	L	80	88 <sup>OT</sup>
J18	Murray State*	W	78	68
J21	at Western Illinois	L	75	84
J25	at Austin Peay*	L	49	62
J30	Tennessee State*	W	87	67
F1	Tennessee Tech*	W	75	71
F4	at Eastern Illinois*	L	73	85
F6	Morehead State*	L	69	79
F8	Eastern Kentucky*	L	75	79
F13	at UT Martin*	L	61	77
F15	at Murray State*	L	65	71
F18	Western Illinois	W	53	52
F22	Austin Peay*	L	56	63
F27	at Tennessee Tech*	L	73	89
M1	at Tennessee State*	W	89	82

## OVC Tournament

M4	vs. Morehead State	L	84	91
----	--------------------	---	----	----

\* - Denotes Ohio Valley Conference Game

## 2003-04

Overall: 11-16 OVC: 4-12

Head Coach: Gary Garner

Date	Opponent		SE	OPP
N21	UW-Green Bay	W	63	62
N24	Kentucky Christian	W	83	51
N29	at Montana	L	50	61
N30	UC-Santa Barbara	W	77	75
D3	at Southern Illinois	L	58	71
D6	UMKC	W	80	63
D9	at Arkansas	L	68	78
D13	Oakland City	W	79	67
D22	North Texas	W	75	68
D31	at DePaul	L	50	57
J3	IUPUI-Fort Wayne	W	77	75
J8	Austin Peay*	L	48	52
J10	Tennessee Tech*	L	69	71
J13	at Eastern Illinois*	W	84	64
J15	Tennessee State*	W	81	75
J22	at Tennessee Tech*	L	73	74
J24	at Austin Peay*	L	52	54

J29	at Jacksonville State*	L	64	79
J31	at Samford*	L	58	70
F5	UT Martin*	W	89	78
F7	Murray State*	L	74	80
F10	Eastern Illinois*	L	85	89
F14	at Tennessee State*	L	86	90
F19	Eastern Kentucky*	L	81	85
F21	Morehead State*	W	80	77
F26	at Murray State*	L	63	76
F28	at UT Martin*	L	71	88

\* - Denotes Ohio Valley Conference Game

## 2004-05

Overall: 15-14 OVC: 9-7

Head Coach: Gary Garner

Date	Opponent		SE	OPP
N19	at Bradley	L	81	85
N23	Rockhurst	W	81	64
N27	at UW-Green Bay	L	55	59
D1	at Western Kentucky	L	53	74
D4	South Dakota State	W	59	58
D9	Montana	L	66	69
D11	Central Methodist	W	83	77
D18	Southern Illinois	L	68	72
D22	at North Texas	L	62	69
D29	at Saint Louis	W	65	49
J1	Lincoln University	W	95	68
J6	at Austin Peay*	L	50	60
J8	at Tennessee Tech*	L	61	63
J11	Eastern Illinois*	W	79	60
J13	at Tennessee State*	L	101	105 <sup>2OT</sup>
J20	Tennessee Tech*	L	81	82
J22	Austin Peay*	W	65	52
J27	Jacksonville State*	W	84	65
J29	Samford*	W	72	65 <sup>OT</sup>
F3	at UT Martin*	W	75	68
F5	at Murray State*	W	61	58
F8	at Eastern Illinois*	W	88	79
F12	Tennessee State*	W	85	68
F17	at Eastern Kentucky*	L	72	83
F19	at Morehead State*	L	66	88
F24	Murray State*	L	57	61
F26	UT Martin*	W	72	52

## OVC Tournament

M1	vs. Murray State	W	61	58
M4	vs. Eastern Kentucky	L	52	69

\* - Denotes Ohio Valley Conference Game



### 2005-06

**Overall:** 7-20 **OVC:** 4-16

**Head Coach:** Gary Garner

Date	Opponent		SE	OPP
N18	Truman State	W	59	56
N21	IPFW	L	64	65
N24	at South Dakota State	W	75	68
N27	at Nebraska	L	54	69
D3	at UT Martin	L	60	72
D8	Tennessee State*	W	70	69
D10	Tennessee Tech*	L	65	79
D16	Central Methodist	W	81	49
D19	at Samford*	L	53	68
D21	at Jacksonville State*	L	72	82
D28	at Illinois	L	64	89
J2	Eastern Kentucky*	W	62	62
J5	at Eastern Illinois*	W	72	60
J7	at Murray State*	L	69	81
J14	Austin Peay*	L	56	63
J19	at Tennessee State*	L	63	68
J21	at Tennessee Tech*	L	76	87
J26	Morehead State*	L	55	60
J28	Murray State*	L	69	76
J30	at Austin Peay*	L	62	73
F4	UT Martin*	L	55	66
F9	at Morehead State*	L	59	62
F11	at Eastern Kentucky*	L	51	80
F15	Eastern Illinois*	L	49	60
F18	UC-Riverside #	L	61	69
F23	Samford*	W	63	52
F25	Jacksonville State*	L	67	80

\* - Denotes Ohio Valley Conference Game

# - ESPN BracketBuster

### 2006-07

**Overall:** 11-20 **OVC:** 9-11

**Head Coach:** Scott Edgar

Date	Opponent		SE	OPP
N10	at Arkansas	L	52	92
N17	at Drake	L	51	78
N18	at Centenary	L	51	83
N19	at Alaska-Fairbanks	W	69	66
N24	vs. UC-Riverside	W	78	75
N27	at Evansville	L	45	65
N29	IPFW	L	65	84
D2	UT Martin*	W	81	79
D7	at Tennessee State*	L	72	75
D9	at Tennessee Tech*	L	76	91
D17	Jacksonville State*	L	67	70
D19	Samford*	L	64	65
D23	at Iowa State	L	71	87
D30	at Purdue	L	65	102
J2	at Eastern Kentucky*	W	88	74
J4	Eastern Illinois*	W	80	65
J8	at Murray State*	W	96	85
J13	at Austin Peay*	L	67	68
J18	Tennessee State*	W	92	78

J20	Tennessee Tech*	L	80	87
J24	at Morehead State*	W	61	59
J27	Murray State*	L	67	85
J29	Austin Peay*	L	73	75
F3	at UT Martin*	W	73	69
F8	Morehead State*	W	81	78
F10	Eastern Kentucky*	L	61	66
F13	at Eastern Illinois*	L	69	77
F17	Lousiana Tech #	L	56	72
F22	at Samford*	W	70	67
F24	at Jacksonville State*	L	72	78

#### OVC Tournament

F27	at Tennessee Tech	L	60	88
-----	-------------------	---	----	----

\* - Denotes Ohio Valley Conference Game

# - ESPN BracketBuster

### 2007-08

**Overall:** 1-19 **OVC:** 1-13

**Head Coach:** Scott Edgar

Date	Opponent		SE	OPP
N10	at Xavier	L	59	90
N14	at Illinois State	L	71	90
N16	Culver-Stockton	W^	87	76
N20	Evansville	W^	87	77
N23	vs. Coppin State	L	99	102 <sup>20T</sup>
N24	vs. Longwood	W^	82	78
N28	at Louisiana Tech	W^	59	54
D1	at Bradley	L	72	90
D6	Tennessee State*	W^	102	95
D8	Tennessee Tech*	W^	84	74
D18	at Samford*	W^	63	62
D20	at Jacksonville State*	W^	81	80
D22	at Tulsa	L	51	89
D30	Central Methodist	W^	76	63
J2	Eastern Kentucky*	W^	66	55
J5	at Eastern Illinois*	W^	82	71
J7	Murray State*	L	51	79
J12	at Austin Peay*	L	82	85
J17	at Tennessee State*	L	75	87
J19	at Tennessee Tech*	L	76	93
J24	Morehead State*	L	78	82
J26	at Murray State*	L	85	86
J29	Austin Peay*	W	121	116 <sup>30T</sup>
F2	UT Martin*	L	71	90
F7	at Morehead State*	L	63	75
F9	at Eastern Kentucky*	L	69	80 <sup>OT</sup>
F14	Eastern Illinois*	L	70	90
F16	at UT Martin*	L	85	98
F23	at Eastern Michigan #	L	82	86
F28	Samford*	L	62	68
M1	Jacksonville State*	L	83	86

\* - Denotes Ohio Valley Conference Game

# - ESPN BracketBuster

^ - Indicates wins which were vacated.

### 2008-09

**Overall:** 3-27 **OVC:** 0-18

**Head Coach:** Scott Edgar/Zac Roman

Date	Opponent		SE	OPP
N14	at New Mexico	L	59	102
N16	at Kansas State	L	68	88
N21	Culver-Stockton	W	89	50
N25	at Iowa	L	41	75
N28	vs. Longwood	W	81	77
N29	vs. Oakland	L	63	81
D4	Austin Peay*	L	67	91
D6	Tennessee State*	L	72	83
D10	at Western Illinois	L	66	71
D14	at Bradley	L	62	75
D21	Western Illinois	W	64	63
D23	at Arkansas State	L	67	86

*Zac Roman served as the Redhawks head coach for the last 18 games of the season.*

D31	SIU Edwardsville	L	69	70
J3	at Tennessee Tech*	L	76	103
J5	at Jacksonville State*	L	66	71
J10	Eastern Illinois*	L	63	83
J12	UT Martin*	L	67	81
J15	Morehead State*	L	67	73
J17	Eastern Kentucky*	L	71	74
J22	at UT Martin*	L	73	86
J24	at Murray State*	L	55	80
J29	Jacksonville State*	L	68	78
J31	Tennessee Tech*	L	75	91
F7	at Eastern Illinois*	L	62	70
F12	at Eastern Kentucky*	L	64	84
F14	at Morehead State*	L	67	79
F17	Murray State*	L	60	79
F21	Northern Illinois #	L	73	97
F26	at Tennessee State*	L	82	87
F28	at Austin Peay*	L	78	88

\* - Denotes Ohio Valley Conference Game

# - ESPN BracketBuster

# 2013-14 SOUTHEAST MISSOURI MEN'S BASKETBALL GUIDE

## 2009-10

**Overall:** 7-23 **OVC:** 3-15

**Head Coach:** Dickey Nutt

Date	Opponent		SE	OPP
N14	at Saint Louis	L	41	59
N18	Arkansas State	L	49	73
N22	at Northern Illinois	W	70	64 <sup>OT</sup>
N24	Eastern Michigan	L	76	86
N27	vs. St. Bonaventure	L	44	67
N28	at Illinois State	L	53	93
N29	vs. Norfolk State	W	75	54
D3	at Austin Peay*	L	71	76 <sup>OT</sup>
D5	at Tennessee State*	W	74	66
D9	Southern Illinois	L	65	86
D12	Williams Baptist College	W	116	60
D22	at Memphis	L	57	87
J2	Tennessee Tech*	L	73	82
J4	Jacksonville State*	W	78	66
J9	at Eastern Illinois*	L	68	88
J14	at Morehead State*	L	40	80
J16	at Eastern Kentucky*	L	63	79
J21	UT Martin*	W	77	63
J23	Murray State*	L	61	80
J28	at Jacksonville State*	L	55	58
J30	at Tennessee Tech*	L	68	82
F2	SIU Edwardsville	W	68	49
F6	Eastern Illinois*	L	49	75
F9	at UT Martin*	L	70	73
F11	Eastern Kentucky*	L	56	59
F13	Morehead State*	L	54	73
F16	at Murray State*	L	68	80
F20	at Miami (Ohio) #	L	53	69
F25	Tennessee State*	L	67	74
F27	Austin Peay*	L	68	71 <sup>OT</sup>

\* - Denotes Ohio Valley Conference Game

# - ESPN BracketBuster

## 2010-11

**Overall:** 10-22 **OVC:** 6-12

**Head Coach:** Dickey Nutt

Date	Opponent		SE	OPP
N13	at UAB	L	56	78
N16	at Florida Gulf Coast	L	78	89
N20	at UMKC	L	62	70
N22	Grambling State	L	76	77 <sup>OT</sup>
N24	at Arkansas	L	56	66
N27	Arkansas State	L	50	56
D2	Austin Peay*	L	60	78
D4	Tennessee State*	L	67	77
D6	at Iowa State	L	58	85
D8	at Southern Illinois	L	68	83
D11	Hannibal-LaGrange	W	101	52
D19	at Jacksonville State*	W	76	67
D21	at Tennessee Tech*	W	77	75
D29	at SMU	L	59	71
J3	UT Martin*	W	82	75
J8	Eastern Illinois*	W	78	75
J13	Morehead State*	L	63	76
J15	Eastern Kentucky*	L	52	64
J20	at UT Martin*	L	69	79

J22	at Murray State*	L	58	96
J27	Jacksonville State*	L	56	65 <sup>OT</sup>
J29	Tennessee Tech*	L	86	93
F5	at Eastern Illinois*	W	70	64
F7	at SIUE	W	83	63
F10	at Eastern Kentucky*	L	64	77
F12	at Morehead State*	L	52	64
F16	Murray State*	W	64	57
F19	Sacramento State #	W	67	52
F24	at Tennessee State*	L	52	57
F26	at Austin Peay*	L	52	75

### OVC Tournament

M2	Eastern Kentucky	W	65	49
M3	Austin Peay	L	60	76

\* - Denotes Ohio Valley Conference Game

# - ESPN BracketBuster

## 2011-12

**Overall:** 15-16 **OVC:** 9-7

**Head Coach:** Dickey Nutt

Date	Opponent		SE	OPP
N11	at #25 Missouri	L	68	83
N14	Harris-Stowe	W	95	60
N16	at Bradley	L	65	66
N20	at Oregon	L	61	86
N23	Hannibal-LaGrange	W	82	72
N26	Miami (Ohio)	W	64	57
N29	at Arkansas State	L	63	79
D3	Southeastern Louisiana	W	63	61 <sup>OT</sup>
D5	at Central Arkansas	L	72	88
D10	UMKC	L	69	74
D19	SMU	L	65	84
D22	at Sacramento State	W	77	76
D28	Morehead State*	W	67	51
J2	Jacksonville State*	W	74	56
J5	at UT Martin*	W	73	71
J7	at Eastern Kentucky*	L	59	63
J12	SIU Edwardsville*	W	85	68
J14	Eastern Illinois*	W	80	73
J21	at Tennessee Tech*	L	62	77
J26	Austin Peay*	W	65	60
J30	at Eastern Illinois*	W	74	53
F2	at #9 Murray State*	L	73	81
F4	Tennessee State*	L	72	75
F9	UT Martin*	W	86	56
F11	at SIU Edwardsville*	W	85	72
F15	#14 Murray State*	L	66	75
F18	at McNeese State #	L	61	74
F23	at Jacksonville State*	L	59	69
F25	at Austin Peay*	L	59	68

### OVC Tournament

F29	Eastern Kentucky	W	75	65
M1	Tennessee Tech	L	73	77

\* - Denotes Ohio Valley Conference Game

# - ESPN BracketBuster

## 2012-13

**Overall:** 17-16 **OVC:** 8-8

**Head Coach:** Dickey Nutt

Date	Opponent		SE	OPP
N9	at #7 Kansas \$	L	55	74
N12	Lyon College	W	89	61
N15	McNeese State	W	64	53
N18	at Chattanooga \$	W	77	65
N19	vs. Louisiana Tech \$	L	63	67
N20	vs. Troy \$	L	56	59
N24	at Illinois-Chicago	L	45	56
N26	Hannibal-LaGrange	W	96	55
N29	at New Orleans	W	83	67
D1	at Southeastern La.	W	61	58
D4	at #11 Missouri	L	65	81
D8	Central Arkansas	L	85	88
D19	New Orleans	W	94	71
D22	at UMKC	W	66	65
D29	UT Martin*	W	65	60
J3	Austin Peay*	W	86	84
J5	Murray State*	L	66	74
J10	at Belmont*	L	72	107
J12	at Tennessee State*	L	69	81
J17	Morehead State*	L	59	75
J19	Tennessee Tech*	W	74	62
J24	at SIU Edwardsville*	L	77	80
J26	at Eastern Illinois*	L	72	78 <sup>OT</sup>
F2	Eastern Kentucky*	L	72	81
F7	SIU Edwardsville*	W	76	67
F9	Eastern Illinois*	W	77	64
F16	at UT Martin*	W	96	74
F20	at Jacksonville State*	L	65	67
F23	Ball State #	L	82	85
F28	at Austin Peay*	W	108	81
M2	at Murray State*	W	84	68

### OVC Tournament

M6	vs. Eastern Illinois	W	78	68
M7	vs. Eastern Kentucky	L	69	84

\$ - CBE Classic

\* - Denotes Ohio Valley Conference Game

# - ESPN BracketBuster



### Southeast Missouri's OVC Tournament Breakdown

Appearances (Years).....	12
(1997, 1998, 1999, 2000, 2001, 2002, 2003, 2005, 2007, 2011, 2012, 2013)	
Record.....	9-11
Record at Municipal Auditorium.....	3-3
Titles.....	1 (2000)
First Appearance.....	1997
Last Appearance.....	2013
Last OVC Tournament Result	
Lost to #3 Eastern Kentucky, 84-69 on Mar. 7, 2013	
Championship Game Appearances.....	2
(1999, 2000)	

### Southeast Missouri's OVC Tournament Record As:

# 2 Seed.....	5-1
# 5 Seed.....	1-3
# 6 Seed.....	2-4
# 7 Seed.....	1-2
# 8 Seed.....	0-1

### Southeast Missouri's OVC Tournament Record Versus:

# 1 Seed.....	1-2
# 2 Seed.....	0-2
# 3 Seed.....	2-4
# 4 Seed.....	0-3
# 6 Seed.....	3-0
# 7 Seed.....	2-0
# 8 Seed.....	1-0

### Results of OVC Tournaments which Southeast Missouri Participated

#### 1997 - Nashville, Tennessee Gaylord Entertainment Center

##### First Round (at campus sites)

- #1 Austin Peay 106, #8 Morehead State 83  
#2 Murray State 76, #7 Tennessee State 63  
**#3 Middle Tennessee 89, #6 SE Missouri 74**  
#4 Tennessee Tech 83, #5 Eastern Illinois 81

##### Semifinals

- Austin Peay 70, Tennessee Tech 60  
Murray State 74, Middle Tennessee 48

##### Championship

- Murray State 88, Austin Peay 85<sup>OT</sup>

#### 1998 - Nashville, Tennessee Gaylord Entertainment Center

##### First Round (at campus sites)

- #1 Murray State 84, #8 Tennessee Tech 63  
#7 Tennessee State 84, #2 Eastern Illinois 79  
#3 Middle Tennessee 61, #6 Eastern Kentucky 49  
**#4 Austin Peay 76, #5 SE Missouri 46**

##### Semifinals

- Murray State 81, Austin Peay 56  
Tennessee State 74, Middle Tennessee 70  
**Championship**  
Murray State 92, Tennessee State 69

#### 1999 - Nashville, Tennessee Gaylord Entertainment Center

##### First Round (at campus sites)

- #1 Murray State 96, #8 Tennessee Tech 61  
**#2 SE Missouri 78, #7 Eastern Illinois 57**  
#3 Middle Tennessee 75, #6 Tennessee State 68  
#5 Morehead State 82, #4 Austin Peay 77

##### Semifinals

- Murray State 92, Morehead State 69  
**SE Missouri 82, Middle Tennessee 74**  
**Championship**  
Murray State 62, SE Missouri 61

#### 2000 - Nashville, Tennessee Gaylord Entertainment Center

##### First Round (at campus sites)

- #1 Murray State 83, #8 Tennessee State 58  
**#2 SE Missouri 76, #7 UT Martin 74**  
#6 Middle Tennessee 87, #3 Tennessee Tech 70  
#4 Eastern Illinois 107, #5 Austin Peay 100<sup>2OT</sup>

##### Semifinals

- Murray State 89, Eastern Illinois 70  
**SE Missouri 78, Middle Tennessee 60**  
**Championship**  
SE Missouri 67, Murray State 56

#### 2001 - Nashville, Tennessee Gaylord Entertainment Center

##### First Round (at campus sites)

- #1 Tennessee Tech 69, #8 UT Martin 58  
#2 Eastern Illinois 102, #7 Morehead State 80  
#3 Murray State 114, #6 Tennessee State 100  
**#4 Austin Peay 72, #5 SE Missouri 70<sup>OT</sup>**

##### Semifinals

- Austin Peay 83, Tennessee Tech 63  
Eastern Illinois 97, Murray State 71  
**Championship**  
Eastern Illinois 84, Austin Peay 83

#### 2002 - Louisville, Kentucky Kentucky International Convention Center

##### First Round (at campus sites)

- #1 Tennessee Tech 73, #8 SE Missouri 56**  
#2 Morehead State 91, #7 Tennessee State 82  
#3 Murray State 103, #6 Eastern Illinois 56  
#4 Austin Peay 72, #5 UT Martin 69

##### Semifinals

- Tennessee Tech 86, Austin Peay 77  
Murray State 89, Morehead State 75  
**Championship**  
Murray State 70, Tennessee Tech 69

#### 2003 - Nashville, Tennessee Gaylord Entertainment Center

##### First Round (at campus sites)

- #1 Austin Peay 83, #8 Eastern Kentucky 80  
**#2 Morehead State 91, #7 SE Missouri 84**  
#3 Tennessee Tech 76, #6 UT Martin 62  
#4 Murray State 74, #5 Eastern Illinois 63

##### Semifinals

- Austin Peay 59, Murray State 58<sup>OT</sup>  
Tennessee Tech 88, Morehead State 71

##### Championship

- Austin Peay 63, Tennessee Tech 57

#### 2005 - Nashville, Tennessee Gaylord Entertainment Center

##### First Round (at campus sites)

- #1 Tennessee Tech 72, #8 Eastern Illinois 68  
#2 Eastern Kentucky 74, #7 Tennessee State 68  
**#6 SE Missouri 61, #3 Murray State 58**  
#5 Austin Peay 71, #4 Samford 60

##### Semifinals

- Austin Peay 67, Tennessee Tech 61  
**Eastern Kentucky 69, SE Missouri 52**

##### Championship

- Eastern Kentucky 52, Austin Peay 46

#### 2007 - Nashville, Tennessee Gaylord Entertainment Center

##### First Round (at campus sites)

- #1 Austin Peay 89, #8 Tennessee State 84<sup>OT</sup>  
#2 Eastern Kentucky 63, #7 Morehead State 45  
**#3 Tennessee Tech 88, #6 SE Missouri 90**  
#5 Samford 70, #4 Murray State 60

##### Semifinals

- Austin Peay 65, Samford 55  
Eastern Kentucky 57, Tennessee Tech 54

##### Championship

- Eastern Kentucky 63, Austin Peay 62

#### 2011 - Nashville, Tennessee Municipal Auditorium

##### First Round

- #8 UT Martin 68, #5 Tennessee State 64  
**#7 SE Missouri 65, #6 Eastern Kentucky 49**

##### Quarterfinals

- #4 Tennessee Tech 83, UT Martin 59

- #3 Austin Peay 76, SE Missouri 80**

##### Semifinals

- Tennessee Tech 64, #1 Murray State 59  
#2 Morehead State 68, Austin Peay 49

##### Championship

- Morehead State 80, Tennessee Tech 73

# 2013-14 SOUTHEAST MISSOURI MEN'S BASKETBALL GUIDE

## 2012 - Nashville, Tennessee Municipal Auditorium

### First Round

#5 SE Missouri 75, #8 Eastern Kentucky 65

#7 Jacksonville State 75, #6 Austin Peay 70

### Quarterfinals

#4 Tennessee Tech 77, #5 SE Missouri 73

#3 Morehead State 68, #6 Jacksonville State 54

### Semifinals

#1 Murray State 78, #4 Tennessee Tech 58

#2 Tennessee State 59, #3 Morehead State 52

### Championship

#1 Murray State 54, #2 Tennessee St. 52

## 2013 - Nashville, Tennessee Municipal Auditorium

### First Round

#5 Morehead State 73, #8 UT Martin 66

#6 SE Missouri 78, #7 Eastern Illinois 68

### Quarterfinals

#4 Tennessee State 88, #5 Morehead State 75

#3 Eastern Kentucky 84, #6 SE Missouri 69

### Semifinals

#1 Belmont 82, #4 Tennessee State 73

#2 Murray State 81, #3 Eastern Kentucky 73

### Championship

#1 Belmont 70, #2 Murray State 68

## Southeast Missouri's NCAA Tournament Breakdown

Appearances (Year)..... 1 (2000)

Record.....0-1

### Result

Lost to LSU, 64-61, in First Round at  
Salt Lake City, Utah

## Year-by-Year OVC Tournament

### Winners

1948-49 Western Kentucky

1949-50 Eastern Kentucky

1950-51 Murray State

1951-52 Western Kentucky

1952-53 Western Kentucky

1953-54 Western Kentucky

1954-55 Eastern Kentucky

1963-64 Murray State

1964-65 Western Kentucky

1965-66 Western Kentucky

1966-67 Tennessee Tech

1974-75 Middle Tennessee

1975-76 Western Kentucky

1976-77 Middle Tennessee

1977-78 Western Kentucky

1978-79 Eastern Kentucky

1979-80 Western Kentucky

1981-82 Middle Tennessee

1982-83 Morehead State

1983-84 Morehead State

1984-85 Middle Tennessee

1985-86 Akron

1986-87 Austin Peay

1987-88 Murray State

1988-89 Middle Tennessee

1989-90 Murray State

1990-91 Murray State

1991-92 Murray State

1992-93 Tennessee State

1993-94 Tennessee State

1994-95 Murray State

1995-96 Austin Peay

1996-97 Murray State

1997-98 Murray State

1998-99 Murray State

## 1999-00 Southeast Missouri

2000-01 Eastern Illinois

2001-02 Murray State

2002-03 Austin Peay

2003-04 Murray State

2004-05 Eastern Kentucky

2005-06 Murray State

2006-07 Eastern Kentucky

2007-08 Austin Peay

2008-09 Morehead State

2009-10 Murray State

2010-11 Morehead State

2011-12 Murray State

2012-13 Belmont

## Team Records in OVC Tournament

Akron (1978-87).....4-2

Austin Peay (1962-present) .....38-33

Belmont (2012-present).....2-0

East Tennessee State (1957-78) .....3-6

Eastern Illinois (1996-present) .....5-10

Eastern Kentucky (1948-present).....35-33

Evansville (1948-52).....1-4

Jacksonville State (2003-present).....2-4

Louisville (1948-50) .....2-1

Marshall (1949-52) .....2-4

Middle Tennessee State (1952-00).....23-24

Morehead State (1948-present) .....28-39

Murray State (1948-present) .....63-33

Samford (2003-08) .....3-5

Southeast Missouri (1991-present).....9-11

SIU Edwardsville (2012-present) .....0-0

Tennessee State (1986-present) .....12-23

Tennessee Tech (1949-present).....23-40

UT Martin (1992-present) .....2-8

Western Kentucky (1948-82) .....34-7

Youngstown State (1980-88) .....3-5

## Current OVC Members in Bold

## All-Time Tournament

### Championship Breakdown

Murray State .....15

Western Kentucky .....10

Eastern Kentucky .....5

Middle Tennessee.....5

Austin Peay .....4

Morehead State .....4

Tennessee State.....2

Akron .....1

Belmont .....1

Eastern Illinois .....1

**Southeast Missouri .....1**

Tennessee Tech.....1

## Southeast Missouri's

### OVC All-Tournament Selections

Mike Branson, F ..... 1999

Bud Eley, C ..... 1999

Mike Branson, F ..... 2000

Roderick Johnson, F ..... 2000

## Southeast Missouri's

### OVC Tournament Records vs.

\*Austin Peay (last played in 2011) .....0-3

\*Eastern Illinois (last played in 2013) .....2-0

\*Eastern Kentucky (last played in 2013).....2-2

Middle Tennessee (last played in 2000) .....2-1

\*Morehead State (last played in 2003) .....0-1

\*Murray State (last played in 2005) .....2-1

\*Tennessee Tech (last played in 2012) .....0-3

\*UT Martin (last played in 2000) .....1-0

\* - Active OVC Members



Name	Letters	Years	Name	Letters	Years	Name	Letters	Years	Name	Letters	Years
Fred Abraham	2	1998-00	John Boos	1	1971-72	Adam Crader	3	2001-04	Denny Gamon	2	1962-64
Hayes Adams	3	1935-39	Neal Botsch	1	1967-68	Mike Crain	2	1992-94	Nolan Goulding	1	1960-61
Jeff Adams	1	1979-80	John Boyd	2	1966-68	Jewel Crawford	4	1980-84	Milton Gehrs	3	1926-30
Paul Adams	1	1953-54	John Bradford	2	1950-52	Erwin Crecelius	1	1920-21	Bill George	4	1953-57
Tony Agosti	2	1938-40	Claude Bragg	4	1928-32	Wayne Crippen	3	1956-59	Bill Giessing	4	1959-63
Anthony Allison	2	2009-11	Roscoe Branch	2	1939-41	Reginald Crisp	2	1995-97	Gary Gilbert	4	1951-55
Fred Anderson	2	1968-70	Mike Branson	2	1998-00	Grover Crites	2	1936-38	Bill Cohen	2	1941-43
Jim Anderson	2	1970-72	Brandon Braswell	2	1989-91	Cliff Cromer	2	1944-46	George Godwin	4	1934-38
Rolla Anderson	2	1941-43	Larry Briggs	4	1967-71	Nate Crowden	2	1978-80	Reggie Golson	2	2003-05
Chris Arand	4	1981-85	Harold Brinkopf	2	1948-50	Lyman Dole	1	1926-27	Robert Goodwin	3	1947-50
Kevin Arand	2	1972-74	James Brinkopf	2	1944-46	Tim Daughtery	4	1921-26	Dainmon Gonner	2	2003-05
Paul Arand	2	1978-80	Leon Brinkopf	1	1944-45	Charles Davenport	4	1965-69	Monte Gordon	2	2001-02
Ron Armstrong	2	1984-86	Marcus Brister	2	2010-12	Eugene Dawson	1	1949-50	Dennis Govro	1	1921-22
Jim Baker	3	1972-75	Randy Brock	1	1983-84	Jerome Days	2	1994-96	Bill Graham	2	1954-56
Mark Baker	2	1973-75	Lew Brookins	2	1981-83	Drew DeMond	3	2001-02	Twyman Grant	1	1923-24
Bob Ballenger	3	1954-57	Keith Brooks	3	1989-94	Kip Denkins	2	1986-88	Cole Grapperhaus	1	2002-03
Elmer Balzer	3	1952-55	Erwin Brown	1	1977-78	Bill DePriest	1	1969-70	Ron Gray	3	1958-61
Rae-Vonn Banks	1	2009-10	Byron Bruffee	2	1956-58	Eelco Derks	4	1989-93	Weldon Gray	1	1948-49
Desi Barmore	1	1978-79	Dante Bryant	1	1996-97	Don Deleting	2	1955-57	Bill Green	1	1974-75
James Barnes	2	1990-92	Harold Buckhorn	1	1950-51	Russell Devore	4	1929-33	Brent Gregston	2	1970-72
Alan Barnett	2	1981-83	Hartford Buckminister	2	1925-27	Danny Dohogne	2	1989-91	Brandon Griffin	2	2002-04
Cary Barks	1	1976-77	Brian Bunche	2	1998-00	Glen Doughty	1	1975-76	Ken Grindstaff	1	1953-54
Rae-Vonn Banks	1	2010-11	John Burford	1	1920-21	Roger Drake	2	1967-69	Mike Gross	4	1960-65
Wally Barrows	1	1953-54	Roscoe Burgess	3	1927-30	Jimmy Drew	2	2006-08	R.C. Grossheider	2	1966-68
Ray Bartle	2	1978-80	Bob Burns	1	1945-46	Tom Drexler	2	1963-65	Ketshner Guerrier	2	2004-06
Bob Basola	2	1963-65	Don Burt	1	1943-44	Delray Drury	1	1969-70	Carrel Gunnell	1	1940-41
Roland Bassett	2	1975-77	Cameron Butler	2	2009-11	Ken Dyson	1	1960-61	Eddie Gunns	1	1991-92
Alex Beason	1	1991-92	Joe Cagle	4	1973-77	John Economos	2	1995-97	Charles Haas	1	1956-57
Jack Becker	1	1964-65	Don Call	2	1969-71	Cecil Edmondson	1	1921-21	Bob Hagedorn	1	1958-59
Jack Behrens	3	1940-43	George Camp	1	1960-61	Chris Edwards	4	1983-87	Brett Hale	4	2001-05
Bill Bekebrede	2	1964-66	Dan Campbell	1	1945-46	Rich Eichhorst	4	1952-56	Weldon Hager	3	1943-48
Ryan Belcher	1	2004-05	James Campbell	2	1980-82	William "Bud" Eley	4	1995-99	Paul Hale	2	1971-73
Jim Belobraydic	2	1950-52	Jacob Carey	1	1978-79	Riley Ellis	2	1984-86	Anthony Hall	2	1984-86
Sam Below	2	1961-63	Jim Carter	2	1964-66	Bill Engleman	2	1950-52	Phillip Hall	1	1944-45
Farrell Benefiel	2	1947-49	Randy Carter	3	1973-76	Ray Estes	4	1949-53	Paul Haman	4	1939-46
Mark Bentlage	2	1975-78	Chris Chambers	2	1994-96	Gary Evans	1	1958-59	Rich Hantak	1	1983-84
Clarence Bergman	3	1928-31	Joseph Chavez	1	1944-45	Ron Evans	1	1982-83	C. P. Harris	3	1922-25
Joe Bertling	1	1951-52	Percy Clippard	3	1949-52	John Everette	1	1990-91	Darryl Harris	3	1981-89
Charlie Bertrand	4	1964-68	Kirt Cochran	2	1984-86	Colin Ferguson	1	2012-13	Mort Harris	3	1926-29
Mark Beussink	2	1975-77	Bob Coffey	2	1948-50	Walter Ford	4	1928-32	Eddie Hart	2	1981-85
Carl Bidewell	3	1940-43	Johnnie Coleman	3	1988-91	Danny Foster	1	1978-79	Marcus Harvey	1	1972-73
Burl Billington	1	1938-39	Cleo Conley	2	1986-88	Ken Foster	1	1953-54	Allen Hatchett	2	1995-97
Leonard Bishop	2	1972-74	Curtis Conyears	1	1980-81	Brandon Foust	2	2006-08	Jim Haug	2	1984-86
Bruce Bisset	1	1932-33	Paul Copeland	4	1952-56	Waylon Francis	2	2004-06	Arvin Haynes	2	1977-79
Paul Blain	2	1959-61	Barry Copelin	1	1977-78	Jerry Freshwater	4	1991-95	Les Hemmer	2	1962-64
John Boggio	2	2002-04	Vernon Cornego	2	1972-74	Brent Fraeuf	2	1976-78	Damarcus Hence	4	2001-04
Luther Bonds	2	1992-94	Kahn Cotton	2	1997-99	Bill Funkhouser	1	1958-59	Cornall Henderson	4	1972-76
Roy Booker	1	2005-06	C.A. Cox	1	1948-49	Jonathon Gaines	2	1990-92	Ted Henderson	1	1987-88
			Floyd Cox	3	1957-60						

# 2013-14 SOUTHEAST MISSOURI MEN'S BASKETBALL GUIDE

Malcolm Henry	4	1985-89	Perry Kegly	2	1959-61	Guy Matthews	1	1921-22	Michael Morris	4	1984-88
Ralph Henson	3	1985-88	Quinton Kellar	2	1994-47	Don Maxey	3	1949-52	Ray Mosby	2	1975-77
Charles Herbert	3	1985-88	Lakeo Keller	2	1996-98	Andy Maxwell	1	1970-71	Russ Mothershead	3	1975-78
Jaycen Herring	1	2008-09	Coultas Kemp	1	1927-28	Jajuan Maxwell	3	2006-10	Herb Mulkey	4	1938-42
Ron Hextell	1	1965-66	Joe Kersting	1	1951-52	Dan May	4	1967-71	Gene Munger	3	1953-56
Gene Hill	2	1964-66	Arthur Kiehne	4	1923-27	Carl Mayer	4	1935-40	Greg Neihart	1	1971-72
Jim Hill	1	1980-81	Edwin Kiehne	2	1921-25	Harold McAdams	2	1983-85	Mike Nelke	1	2003-05
Johnny Hill	4	2006-10	Harold Kiehne	4	1934-38	Leo McClard	1	1944-45	Willis Nichols	3	1946-49
Sam Hill	2	1972-74	Bill Kies	1	1937-38	Leroy McClard	1	1944-45	Carl Nicholson	2	1985-88
James Hines	2	1949-51	Aven Kinder	1	1923-24	Tony McClellon	3	1980-83	Jerry Nicholson	1	1967-68
Willard Hobbs	2	1929-31	Demetrius King	2	2001-03	Donnie McClinton	2	1982-84	Larry Nickell	1	1960-61
Floyd Hodge	1	1960-61	James King	1	1969-70	Eric McCrary	1	2009-10	Nick Niemczyk	2	2011-13
Paul Holifield	1	1960-61	Jim King	1	1970-71	Emmanuel McCuthison	2	1999-01	Pat Niemczyk	1	1979-80
Anthony Holt	1	1994-95	Mike Kirby	2	1976-78	Charles McDermott	1	1943-44	Doan Noce	1	1927-28
Richard Hoot	1	1944-45	Dave Kirk	1	1963-64	Gene McDonald	4	1933-37	Henry Norman	3	1935-38
Ron Hooten	1	1960-61	Israel Kirk	2	2008-10	Joe McDonald	4	1933-37	William Norvell	1	1943-44
Brainard Hope	1	1927-28	Robert Kirkpatrick	1	1955-56	Larry McDonnell	1	1943-44	Marion Nothdurft	1	1937-38
Charles Hopson	1	1986-87	Devron Kirksey	3	1994-97	Lloyd McDowell	2	1934-36	Logan Nutt	1	2011-12
Zach House	2	2010-12	Richard Klasing	1	1949-50	Ray McFarland	1	1956-57	Lucas Nutt	3	2010-13
Bob Howard	1	1948-49	Terry Klein	1	1966-67	Ernest McFerron	2	1974-76	Roger Oldfield	1	1957-58
Steve Howell	2	1964-66	Jack Klosterman	4	1941-48	Lennies McFerron	1	1973-74	Frank Owen	4	1932-36
Brady Howe	1	1974-75	Tom Krebs	3	1956-59	William McGheehon	4	1945-49	Nathan Owen	2	1997-99
William Hubbard	4	1931-35	Devon Lake	3	1989-93	Harold McLaughlin	1	1947-48	Dan Padgett	2	1979-81
Camille Huber	4	1930-34	Luther Lake	1	1926-27	Gary McLeod	1	1957-58	Larry Page	1	1982-83
Herman Hunt	1	1970-71	Jeff Landgraf	3	1970-73	Alvin McRaven	2	1944-47	Paul Paradoski	2	2004-06
Mike Hunt	1	1977-78	Vernon Landgraf	2	1942-47	Terry Mead	2	1981-83	William Parker	3	1937-40
Paul Hunter	3	1925-28	Eddie Lane	1	1981-82	Ray Meton	1	1942-43	Josh Payne	1	1994-95
Jere Huss	1	1961-62	Charles LaPierre	3	1930-34	John Merrick	2	1967-69	Mike Payne	2	1970-72
Carl Jacobs	1	1978-79	Mitchell Launius	1	1945-46	Robert Merrick	4	1946-50	Roderick Pearson	2	2006-08
Lynn James	1	1924-25	Larry Lawrence	2	1972-74	Don Metz	3	1967-70	Sam Pearson	1	2009-10
Paul Jenkins	1	1925-26	Archie Lawson	2	1986-88	Jim Meyer	1	1963-64	Thomas Peeler	1	1948-49
Bob Johnson	1	1977-78	Mark Lewis	2	1983-85	Louis Meyer	4	1921-25	Dionte Perry	1	2006-07
Cory Johnson	2	1997-99	Mike Lewis	4	1987-91	Paul Meyer	3	1956-59	Dorst Pfotenbauer	4	1926-30
David Johnson	2	2006-08	Joe Loewe	1	1953-54	Kermit Meystedt	3	1964-67	Dawson Pikey	2	1959-61
Don Johnson	1	1977-79	Jim Logan	2	1979-81	Iverson Mitchei	2	1923-25	Dave Pilla	1	1976-77
Fred Johnson	1	1971-72	Jim Long	1	1969-70	Dwayne Miles	2	1956-58	Garry Pirsch	4	1972-76
Kenny Johnson	1	2001-02	Ken Long	1	1956-58	LaQuentin Miles	1	2009-10	Michael Poole	2	1982-84
Mark Johnson	2	1993-95	John Lorberg	1	1957-58	Bob Miller	4	1960-64	Michael Porter	2	2011-13
Nino Johnson	2	2011-13	Mike Lerch	1	1960-61	Dennis Miller	1	1925-26	Otto Porter	2	1979-81
Roderick Johnson	2	1998-00	Ralph Lowry	1	1944-45	Jack Miller	1	1921-22	Leon Powell	2	2010-12
A.J. Jones	1	2012-13	Kenneth Luke	2	1936-38	John Miller	1	1969-70	Norman Prather	1	2003-04
Bijon Jones	1	2008-09	Joe Luker	1	1960-61	Dan Milligan	4	1965-69	Don Pritchard	3	1931-34
Calvin Jones	2	1988-90	Bob Lutsch	1	1961-62	Don Mirth	2	1956-58	Marvin Proffer	4	1950-53
Eric Jones	1	2005-06	Richard Lyte	1	1996-97	Tom Mitchel	2	1974-76	Ray Pugh	3	1985-89
Nyah Jones	2	1999-01	Doyle Mabury	4	1955-59	Bob Mize	2	1947-49	Dave Radcliff	2	1941-43
Rob Jones	1	1990-91	William Mahew	2	1925-27	Nick Momot	1	1949-50	Martin Radmer	3	1944-47
Rolin Jones	3	1932-35	Bob Manns	2	1950-52	David Montgomery	2	1996-98	Ronny Rankin	2	1984-96
Sam Jones	1	1932-33	Rod Mansker	1	1957-58	Herbert Moore	2	1921-23	James Ranney	1	1920-21
Tony Jones	2	1983-85	Dennis Maritz	4	1970-74	Kenard Moore	1	2008-09	Paul Ranson	3	1961-64
Waylan Jones	2	2010-12	Kevin Marquardt	2	1978-80	Jermall Morgan	2	1993-95	Denzil Ratliff	1	1960-61
Bill Jordan	4	1960-64	Gerald Martin	1	1960-61	Matt Morris	4	1997-01			
Kenny Jordan	2	1979-81	Fred Masteller	2	1933-35						



Vivan Reed	3	1959-62	Hub Shroyer	2	1936-38	Rich Turner	1	1969-70	Warren Wendling	2	1980-82
Clifford Reedy	1	1943-44	Gene Sides	1	1932-33	Don Tuttle	2	1968-70	Calvert White	2	1996-98
Bob Reiche	3	1959-62	John Simpson	1	1988-89	Joe Uhls	3	1940-48	Derrick White	2	1993-95
Andrew Reid	2	1970-72	Bill Sims	2	1954-56	Pete Ulmer	3	1965-68	Ed White	1	1943-44
John Reid	1	1958-59	Randy Since	1	1970-71	Robert Umfleet	1	1956-57	Jared White	1	2012-13
Michael Rembert	2	2006-08	Matt Sisley	2	1992-94	Larry Underwood	3	1965-68	Tyrell White	2	2005-07
Keith Ressel	2	1988-90	Bob Smith	3	1950-53	Herb Upton	4	1944-49	Jim Wiessenborn	1	1953-54
Ted Reynolds	2	1975-77	Butch Smith	1	1966-67	Steve Valli	2	1973-75	Corey Wilford	2	2011-13
Larry Rhodes	2	1963-65	Lloyd Smith	2	1922-24	Tim Van Meter	2	1920-22	Robin Wilhoit	4	1976-80
Marcus Rhodes	2	2006-08	Marland Smith	4	2009-13	Urah Vardell	1	1958-59	Ken Wilkerson	2	1964-66
Scott Richards	2	1979-81	Michael Smith	1	1980-81	Bob Varel	1	1965-66	Telvin Wilkerson	1	2011-12
Don Richardson	1	1942-43	Travis Smith	4	1994-98	Anthony Vernon	4	1980-84	Charles Williams	1	1986-87
John Richie	1	1958-59	Elmer Solberg	2	1947-49	Freddie Vest	1	1948-49	Clarence Williams	1	1928-29
Irvin Richmond	3	1937-40	Bob Speidel	2	1949-51	Ed Viehmann	1	1953-54	Curtis Williams	3	1964-67
Albert Riedel	1	1943-44	Mark Steighorst	1	1971-72	Tom Wade	1	1977-78	Terrick Willoughby	4	2003-07
Don Ringstaff	2	1962-64	Butch Steigman	2	1961-63	Jerry Walker	1	1969-70	Jerry Wilson	2	1950-52
Ray Rippelmeyer	3	1953-55	James Stephens	1	1959-60	Marvin Walker	1	1958-59	Derek Winans	4	2001-05
Carl Ritter	4	1958-63	Hunter Stiegemeier	2	1976-78	Randy Walker	1	1944-45	Lawrence Wilson	4	1986-90
Kevin Roberts	2	2001-03	Randy Stockbarger	1	1969-70	Demetrius Watson	2	1997-99	Tony Wofford	2	1991-93
Bill Robinson	2	1953-55	Michael Stokes	2	1999-01	Daniel Weaver	2	2000-02	Forrest Woodfork	2	1986-88
Pili Robinson	2	1991-95	Tyler Stone	2	2011-13						
Larry Rogers	1	1974-75	Robert Stout	1	1948-49						
Terry Rogers	1	2001-02	John Stuhlmann	1	1967-68						
Terrill Rolling	2	1990-92	Jerry Suedekum	1	1964-65						
Elmer Rudloff	2	1956-58	Owen Suggs	1	1975-76						
Jack Russell	4	1940-44	Charles Sullivan	1	1949-50						
LaMont Russell	2	2008-10	Doyle Summers	1	1922-23						
Dwayne Rutherford	4	1986-90	Elmer Sutterfield	1	1922-23						
Stanley Rutledge	3	1986-89	James Sutton	2	1993-95						
Mike Ryan	1	1976-77	Steve Switzer	1	1983-84						
Fred Saalfeld	2	1954-56	Robert Talbert	2	1927-29						
Brandon Samuels	1	1991-92	Steve Tappmeyer	2	1977-79						
Amory Sanders	2	1999-01	Earnest Taylor	2	1988-90						
Scott Sanford	1	1992-93	Marvin Teel	2	1961-63						
John Sanchez	4	1976-80	Thomas Thames	2	1989-91						
Chester Sarff	2	1929-31	Anthony Thomas	4	1978-82						
Jefferson Sarff	1	1928-29	Bass Thomas	1	1981-82						
Dewayne Saulsberry	1	1997-98	Ryan Thomas	2	1998-00						
Don Schaffer	1	1969-70	Derek Thompson	1	2009-10						
Tim Scheer	4	2000-03	James Thornton	2	1935-38						
Fred Scheppman	1	1922-23	Thal Thrower	2	1963-65						
Edwin Schmidt	1	1928-29	Thom Thrower	1	1957-58						
Nate Schulte	1	2010-11	Royal Tibi	1	1921-22						
Colby Scott	1	1975-76	Kevin Timmerman	2	1975-77						
Curtis Shelton	4	1990-94	Jacob Tolbert	1	2012-13						
Joel Shelton	1	2001-02	Naemon Townsend	2	1962-64						
Darien Shepard	2	1988-90	Don Tune	1	1958-59						
Dave Shipley	4	1975-79	Derick Turner	2	1985-87						
Antonio Short	2	1999-01	Dwight Turner	4	1962-66						
John Shoush	2	1967-69									



LEON POWELL

# 2013-14 SOUTHEAST MISSOURI MEN'S BASKETBALL GUIDE

## Points

<u>Year</u>	<u>Player</u>	<u>G</u>	<u>Pts</u>	<u>Avg</u>
1970-71	Jim Anderson	22	509	23.1
1971-72	Fred Johnson	24	403	16.7
1972-73	Larry Lawrence	23	342	14.9
1973-74	Larry Lawrence	24	410	17.1
1974-75	Steve Valli	26	402	15.4
1975-76	Dave Shipley	26	212	8.2
1976-77	Joe Cagle	26	429	16.5
1977-78	Steve Tappmeyer	26	424	16.5
1978-79	Desi Barmore/Marcus Harvey	28	431	15.4
1979-80	Otto Porter	20	539	27.0
1980-81	Otto Porter	27	677	25.1
1981-82	Terry Mead	30	503	16.8
1982-83	Terry Mead	30	453	15.1
1983-84	Jewell Crawford	27	606	22.4
1984-85	Ronny Rankin	30	621	20.6
1985-86	Ronny Rankin	32	656	20.5
1986-87	Derick Turner	31	545	17.6
1987-88	Ray Pugh	31	545	17.9
1988-89	Ray Pugh	27	482	17.9
1989-90	Earnest Taylor	27	491	18.1
1990-91	Danny Dohogne	28	487	17.4
1991-92	Curtis Shelton	28	410	15.2
1992-93	Devon Lake	28	332	11.9
1993-94	Curtis Shelton	27	410	15.2
1994-95	Jermall Morgan	27	436	17.2
1995-96	William "Bud" Eley	27	465	17.2
1996-97	William "Bud" Eley	30	536	17.9
1997-99	Cory Johnson	27	391	14.5
1998-99	William "Bud" Eley	29	445	15.3
1999-00	Roderick Johnson	31	437	14.1
2000-01	Michael Stokes	30	449	15.0
2001-02	Derek Winans	27	402	14.9
2002-03	Derek Winans	30	459	15.3
2003-04	Derek Winans	27	392	14.5
2004-05	Dainmon Gonner	27	446	16.5
2005-06	Roy Booker	27	594	22.0
2006-07	Brandon Foust	31	374	12.1
2007-08	Jaycen Herring	29	381	13.1
2008-09	Kenard Moore	30	570	19.0
2009-10	Marland Smith	30	325	10.8
2010-11	Leon Powell	32	452	14.1
2011-12	Tyler Stone	31	456	14.7
2012-13	Tyler Stone	33	512	15.5

## Rebounds


<u>Year</u>	<u>Player</u>	<u>G</u>	<u>Reb</u>	<u>Avg</u>
1970-71	Andrew Reid	23	239	10.3
1971-72	Andrew Reid	24	269	11.2
1972-73	Larry Lawrence	23	213	9.1
1973-74	Arvin Haynes	24	202	8.4
1974-75	Steve Valli	25	183	7.1
1975-76	Russ Mothershead	26	112	4.3
1976-77	John Sanchez	26	200	7.7
1977-78	John Sanchez	26	265	10.2
1978-79	Desi Barmore	28	203	7.3
1979-80	Anthony Thomas	26	245	9.4
1980-81	Otto Porter	27	240	8.9
1981-82	Anthony Thomas	26	245	9.4
1982-83	Donnie McClinton	31	245	6.9
1983-84	Jewell Crawford	27	204	7.5
1984-85	Riley Ellis	32	275	8.6
1985-86	Riley Ellis	33	293	8.9
1986-87	Derick Turner	31	282	9.1
1987-88	Ray Pugh	31	207	6.7
1988-89	Malcomn Henry	32	213	6.7
1989-90	Thomas Thames	31	277	8.9
1990-91	Thomas Thames	20	201	10.1
1991-92	James Barnes	28	187	6.7
1992-93	Eelco Derks	27	143	5.3
1993-94	Jermall Morgan	27	151	5.6
1994-95	Jermall Morgan	27	188	7.0
1995-96	William "Bud" Eley	27	260	9.6
1996-97	William "Bud" Eley	20	310	10.3
1997-98	Calvert White	27	160	5.9
1998-99	William "Bud" Eley	29	310	10.7
1999-00	Roderick Johnson	31	266	8.6
2000-01	Emanuel McCuthison	30	149	5.0
2000-02	Tim Scheer	28	138	4.9
2002-03	Brandon Griffin	30	314	10.5
2003-04	Brandon Griffin	23	170	7.4
2004-05	Reggie Golson	29	211	7.3
2005-06	Waylon Francis	27	155	5.7
2006-07	Brandon Foust	31	174	5.6
2007-08	Calvin Williams	31	169	5.5
2008-09	LaMont Russell	30	183	6.1
2009-10	LaMont Russell	30	204	6.8
2010-11	Leon Powell	32	247	7.7
2011-12	Tyler Stone	31	227	7.3
2012-13	Nino Johnson	33	289	8.8

## Assists

<u>Year</u>	<u>Player</u>	<u>A</u>
1972-73	Leonard Bishop	88
1973-74	Kevin Arand	83
1974-75	Joe Cagle	87
1975-76	Joe Cagle	127
1976-77	Joe Cagle	123
1977-78	Dave Shipley	112
1978-79	Dave Shipley	134
1979-80	John Sanchez	125
1980-81	Otto Porter	76
1981-82	Anthony Venson	101
1982-83	Lew Brookins	126
1983-84	Michael Poole	76
1984-85	Anthony Hall	120
1985-86	Michael Morris	136
1986-87	Michael Morris	139
1987-88	Dwayne Rutherford	143
1988-89	Dwayne Rutherford	200
1989-90	Dwayne Rutherford	121
1990-91	Johnnie Coleman	90
1991-92	Curtis Shelton	63
1992-93	Tony Wofford	83
1993-94	Jerry Freshwater	106
1994-95	Jerry Freshwater	153
1995-96	Allen Hatchett	85
1996-97	Allen Hatchett	89
1997-98	Kahn Cotton	104
1998-99	Kahn Cotton	83
1999-00	Michael Stokes	128
2000-01	Michael Stokes	144
2001-02	Derek Winans	80
2002-03	Kevin Roberts	179
2003-04	Mike Nelke/Brandon Griffin	75
2004-05	Paul Paradoski	81
2005-06	Paul Paradoski	119
2006-07	Roderick Pearson	68
2007-08	Roderick Pearson	82
2008-09	Jaycen Herring	77
2009-10	Sam Pearson	94
2010-11	Lucas Nutt	112
2011-12	Marcus Brister	103
2012-13	Lucas Nutt	178



## 1943 NAIA NATIONAL CHAMPIONS



**Front Row:** Jack Russell, Rolla Anderson, Dave Radcliffe, Ray Melton, Mort Harris, C.P. Harris (Coach). **Back Row:** Vernon Landgraf, Jack Klosterman, Carl "Ben" Bidewell, Bill Goben, Don Richardson, Jack Behrens.

Under the direction of coach C.P. Harris, the 1943 Indians claimed the school's first-ever athletics national championship with a 34-32 victory over fellow MIAA Conference opponent Northwest Missouri State in the NAIB finals (Kansas City, Mo.).

Southeast had defeated Northwest in its previous two regular-season meetings that season to clinch the MIAA title. The third meeting between the two schools proved to be most exciting, as the Indians pulled away in the game's final seconds.

Southeast junior guard Jack Behrens drained a shot at the top of the key with seven seconds remaining, giving the Indians a narrow victory and national championship.

The come-from-behind win in the national championship game

capped a comeback season for the Indians. Southeast lost its first four games of the 1942-43 campaign before winning 19 of its last 21 contests. The Indians also went 8-0 in MIAA conference play during that stretch.

On the way to their national crown, the Indians dropped some of the nation's top small colleges of the era with wins over Dakota Wesleyan, Westminster College, East Washington State and Murray State. Southeast also boasted a 10.6 margin of victory throughout the postseason.

All five of Southeast's starters were named either first or second-team all-conference. Behrens, Jack Russell and Carl "Ben" Bidewell garnered first-team honors, while Rolla Anderson and Jack Klosterman were named second-team for the 19-6 national champion Indians.

The team was inducted into the Southeast Athletics Hall of Fame.

#### Road to the Championship

- vs. Dakota Wesleyan - W, 50-30
- vs. Westminster - W, 56-33
- vs. East Washington State - W, 57-51
- vs. Murray State - W, 38-36
- vs. Northwest Missouri State - W, 34-32

## 2000 NCAA DIVISION I TOURNAMENT



**Front Row (L-R):** Michael Stokes, Fred Abraham, Mike Branson, Roderick Johnson, Brian Bunche, Antonio Short, Amory Sanders. **Back Row (L-R):** Matt Morris, Tim Scheer, Drew DeMond, Nyah Jones, Damarcus Hence, Emmanuel McCuthison, Ryan Thomas.

A regular-season share of the Ohio Valley Conference title, the OVC postseason championship and the school's first-ever trip to the NCAA Division I Tournament were all achieved by the 1999-2000 Southeast Missouri State University basketball team.

The magical run that ended in a near-upset of then-No. 10 Louisiana State in the first round of the NCAA Regional (Salt Lake City, Utah) brought unprecedented national and international attention to Southeast.

Few thought the Indians had a chance against the tall and powerful Tigers of LSU, who had tied for the Southeastern Conference championship. However, Southeast head coach Gary Garner and his players had other things in mind.

The Indians struggled to get anything going offensively in the first half, but trailed only 24-19 at the intermission. Southeast then came out strong in the second half and nearly pulled off an upset. The Indians led, 61-58, with 2:39 left to play, but the Tigers rallied to knock down two-straight 3-pointers, including one in the last 18 seconds to go up, 64-61.

Roderick Johnson threw up a desperation 3-pointer the bounced off the back of the rim at the buzzer and LSU held on for the win. The tournament may have been over for Southeast, but the team, its fans and the University benefitted from a trip to the Big Dance.

### NCAA FIRST ROUND

#### Louisiana State 64, Southeast Missouri 61

##### Salt Lake City, Utah

##### SEMO (24-7)

	FG	3P	FT	O/D	REB	E	PTS	A	TO	B	S	M
Roderick Johnson, f	7-13	0-2	5-6	8/3	11	3	19	1	1	0	1	37
Mike Branson, f	1-7	0-3	1-2	3/4	7	2	3	5	2	0	0	26
Brian Bunche, c	2-9	0-0	2-2	1/2	3	3	6	2	0	0	2	32
Antonio Short, g	4-9	2-5	4-4	0/1	1	1	14	0	3	0	1	31
Michael Stokes, g	2-12	2-5	2-3	0/4	4	0	8	3	2	1	0	40
Amory Sanders	1-2	1-2	0-0	0/2	2	1	3	0	0	0	0	9
Emmanuel McCuthison	2-4	2-3	0-1	0/1	1	3	6	0	1	0	0	14
Nyah Jones	1-2	0-0	0-0	1/0	1	2	2	0	0	1	0	11
TEAM				1/4	5							

**Totals** 20-58 7-20 14-18 14/21 35 15 61 11 9 2 4 200

##### LSU (27-5)

	FG	3P	FT	O/D	REB	E	PTS	A	TO	B	S	M
Brian Beshara, f	3-9	2-2	1-2	2/3	5	2	9	3	2	0	1	33
Stromile Swift, f	6-9	0-0	1-3	3/2	5	3	13	0	1	6	0	31
Jabari Smith, c	7-11	1-1	2-3	1/3	4	3	17	2	1	0	0	24
Torris Bright, g	4-6	3-4	2-2	1/3	4	2	13	4	2	0	1	38
Lamont Roland, g	3-6	0-1	1-2	0/3	3	4	7	1	4	0	2	30
Ronald Dupree	2-5	0-0	0-0	0/4	4	2	4	0	1	0	0	18
Jermaine Williams	0-2	0-1	0-1	0/1	1	1	0	2	1	0	0	11
Collis Temple	0-2	0-2	1-2	0/3	3	0	1	0	1	0	0	10
Brad Bridgewater	0-1	0-0	0-0	0/1	1	0	0	0	0	0	0	5
TEAM				2/4	6							

**Totals** 25-51 6-11 8-15 9/27 36 17 64 12 13 6 4 200

##### By Periods

	1	2	Final
Southeast Missouri	19	42	61
LSU	24	40	64




# 1961 NCAA DIVISION II NATIONAL FINALISTS




**First Row:** Dawson Pikey, Bill Giessing, Les Hemmer, Ron Gray, Bob Reiche, Perry Kegley. **Second Row:** Paul Blain, Vivan Reed, Denzil Ratliff, Bob Miller, Ken Dyson, Bill Jordan. **Third Row:** Coach Joe Uhls, Floyd Hodge, Ron Hooten, Mike Lorch, Gerald Martin, Don Johnson, Coach Charles Parsley. **Fourth Row:** Bill Swan (Manager), Paul Holifield, George Camp, Joe Luker, Noel Gaulding, Larry Nickell, Mike Gross.

# 1986 NCAA DIVISION II NATIONAL FINALISTS



**Bottom Row:** Malcomn Henry, Kirt Cochran, Michael Morris, Anthony Hall, Ray Pugh, Carl Nicholson, Chris Edwards. **Top Row:** Ronny Rankin, Eddie Hart, Riley Ellis, Ron Armstrong.

# 1989 NCAA DIVISION II NATIONAL FINALISTS



**Front Row:** Darren Shepard, John Simpson, Malcomn Henry, Lawrence Wilson, Calvin Jones, Ray Pugh. **Back Row:** Keith Ressel, Darryl Harris, Johnnie Coleman, Mike Lewis, Dwayne Rutherford, Earnest Taylor.







THIS IS SOUTHEAST





# *The college experience of a lifetime. The job of your dreams. A life that is amazing.*

That is what most students and parents want from a college education. At Southeast, we want the same for you. We want you to learn your profession, gain the experience or internship you need, and get that first paycheck!

The growing—and changing—student body has had an impact on everything and everyone. The physical changes of the campus are the most visible. Two new residence halls. The River Campus. The polytechnic building. An information commons in the library. And so on.

Students and faculty are experiencing change of a different kind. Classroom activity has reached a new level of productivity, as students are brighter and more prepared than ever. Enrollment is at an all-time high. The impact on the honors program has been dramatic with more students than ever choosing to participate in and complete the honors curriculum. The number participating tripled in five years!

All of this means that Southeast has become Missouri's most academically competitive regional university.

**2009**—InsideCollege.com experts single out our honors program as an effective way to make a large school seem smaller with a more personal approach to learning.

**2010**—Computer science receives prestigious national accreditation.

**Safest  
Campus  
in Missouri**

StateUniversity.com



**2010**—Consumer watchdog group GetEducated.com ranks Southeast #1 on its list of "Top 10 Ranked Best Values Online MBAs—AACSB Accredited."

**2010**—Southeast is named the safest campus in Missouri and among the safest in the nation by StateUniversity.com.







## ***We have...***

- ▶ Small classes with 98 percent of courses having fewer than 50 students
- ▶ Faculty with PhDs—not teaching assistants—who teach most classes
- ▶ More than 200 areas of study
- ▶ Wired (and wireless) classrooms and best-of-class technology
- ▶ Internships and real-world learning offered in 100 percent of programs
- ▶ Study abroad opportunities that take you almost anywhere

## ***We are...***

- ▶ NCAA Division I Athletics
- ▶ Listed among the Midwest's top universities
- ▶ One of the safest college campuses in the nation
- ▶ Conveniently located 115 miles south of St. Louis
- ▶ A medium-sized university with more than 11,000 students
- ▶ Comprised of ten colleges and schools

## ***We provide...***

- ▶ Choices in the University Studies (general education) classes
- ▶ Some of the newest residence halls in Missouri
- ▶ 150 organizations that keep you busy after class
- ▶ Each student with two advisors—academic and career
- ▶ Fraternities and sororities that are productive and fun
- ▶ One of a kind student aquatic center in one of our two recreation centers

**2011—U.S. News & World Report names Southeast a "Best Midwest Regional University."**



**2011—For seven consecutive years, Princeton Review includes Harrison College of Business on its list of "Best Business Schools."**



**2011—Princeton Review again names Southeast as one of the "Best in the Midwest," representing only about 25 percent of the nation's four-year colleges.**



**2012—U.S. News & World Report lists both nursing and communication disorders on its list of top graduate programs in health.**




College of

# Science, Technology and Agriculture

The foundation of success in Southeast's College of Science, Technology and Agriculture is a faculty of teacher-scholars supported by well equipped laboratories and the latest technology, which offer our students personalized study and research opportunities during their undergraduate studies.

- ▶ Our popular computer science bachelor's program is nationally accredited by the Computing Accreditation Commission of the Accreditation Board of Engineering Technology.
- ▶ Our popular marine biology program is one of the only inland programs in the U. S., creating an opportunity for students to combine a traditional college experience with the study of marine life because of our collaboration with the Gulf Coast Research Laboratory in Ocean Springs, Miss.
- ▶ Southeast's pre-med curriculum prepares students for the MCAT (Medical College Admission Test). Our students are accepted to medical school at a rate that is well above the national average.
- ▶ Our chemistry graduates consistently score at or above the 70th percentile on the Major Field Achievement Test in Chemistry.
- ▶ Our engineering physics program is nationally accredited by the Accrediting Board of Engineering and Technology (ABET), the sole accrediting body of engineering programs, which means that graduates of the program are eligible to become registered professional engineers.
- ▶ All of the bachelor of science programs in the Department of Industrial and Engineering Technology are nationally accredited.
- ▶ In addition to a 252-acre David M. Barton Agriculture Research Center, Agriculture students study at a 110-acre rice research station, a new irrigated turf plot facility, and a modern soil fertility laboratory.
- ▶ The School of Polytechnic Studies operates the 11,000-square-foot, climate-controlled Charles L. Hutson Horticulture Greenhouse.
- ▶ Our new cybersecurity program is the only one of its kind in Missouri. The U.S. Department of Labor estimates there will be 135,000 new jobs in this field by 2018—a 21 percent increase in Missouri alone.
- ▶ The innovative sustainable energy systems management major responds to world needs to address global warming, air pollution and ecosystem destruction.
- ▶ Southeast's pre-veterinary medicine program prepares students for admission to the College of Veterinary Medicine at the University of Missouri-Columbia.
- ▶ Mathematics faculty are actively involved in research and design projects of interest to students.



Graduates in  
science and mathematics  
enjoy a nearly  
**100%**  
placement rate.





Earl and Margie Holland School of

# Visual and Performing Arts

Classic beauty and modern technology converge at Southeast's River Campus—Missouri's only campus dedicated exclusively to art, dance, music and theatre. Overlooking the Mississippi River, a Cultural Arts Center and transformed Seminary Building are now home to the Earl and Margie Holland School of Visual and Performing Arts. With the coming of this magnificent facility, the number of new students planning to major in the visual and performing arts doubled in one year.

- ▶ Art students have five interconnected art studios for painting, drawing, printmaking, fibers and design plus two computerized looms, as well as two presses in the printmaking studio and a computer design lab with the latest hardware and software available.
- ▶ Students find internships and professional experience at the Berkshire Theatre Festival, the Lucille Lortel Theatre in New York, the McLeod Summer Theatre or the University of Connecticut Summer Theatre and more.
- ▶ In 2008, the Golden Eagles Marching Band performed at the Edinburgh Military Tattoo in Scotland becoming only the second American university marching band to perform there twice.
- ▶ In addition to performances throughout the season, featuring world famous guest artists, the Southeast Missouri Symphony Orchestra exchanged music as well as culture in China when they performed concerts in Shanghai and Beijing in 2009.
- ▶ The River Campus gives students the opportunity to show their work in a variety of first-class venues: the 950-seat Donald C. Bedell Performance Hall is a proscenium theatre with spacious stage and backstage areas. The 200-seat Wendy Kurka Rust Flexible Theatre can be configured in unlimited ways for "black box" productions. The 200-seat Robert F. and Gertrude L. Shuck Music Recital Hall features nearly perfect acoustics. a student/faculty art gallery features technology that allows for the display of 3-D animation, as well as painting, prints, ceramics and sculpture. The Rosemary Berkel and Harry L. Crisp II Museum has an interactive educational theatre, art gallery for changing exhibitions and a permanent display featuring southeast Missouri.



## Living on Campus

Southeast offers students 11 residence halls from which to choose. Each room has Internet access and cable TV. Nine dining areas are available with a variety of options. And, with more than 150 diverse organizations, students find plenty of opportunities to get involved.





# Donald L. Harrison College of Business

Our increasingly popular business programs have made us one of the major colleges of business in the Midwest. The Donald L. Harrison College of Business is accredited by AACSB International—the gold standard of business school accreditation—an honor held by only 5 percent of institutions offering business degrees worldwide.


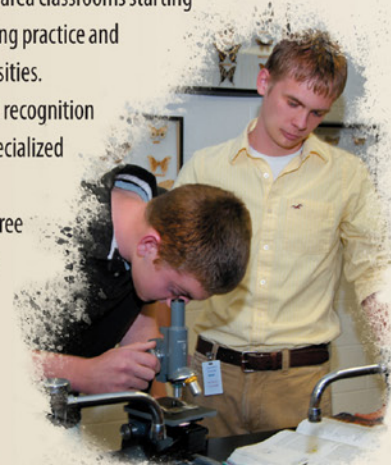
- ▶ Employers and students value our techno-savvy environment. In a recent survey of 98 nationally known business programs, Southeast ranked in the top 7 percent in learning to use and manage technology.
- ▶ Our entrepreneurial studies program is Missouri's most comprehensive, offering options for both BSBA and MBA degrees. The Douglas C. Greene Center for Innovation and Entrepreneurship is one of the most comprehensive entrepreneurship-focused university centers in the Midwest.
- ▶ Southeast students have access to more than 30 international exchange and study abroad opportunities in London, Paris, Spain, Portugal and North Africa.
- ▶ One hundred percent of our students have the opportunity to participate in internship programs with companies nationwide.
- ▶ Doctoral level professors make learning interactive with classrooms that have Internet, cable TV, direct satellite feed and electronic presentation capability.
- ▶ St. Louis employers rate the "St. Louis Interview Days" as the best recruiting event in which they participate in the Midwest.
- ▶ Our accounting curriculum prepares students for the Certified Public Accountant (CPA) and Certified Internal Auditor (CIA) designations. Students may go to work directly into an accounting field or go on to complete the 150 hours required by Missouri, and other states, to sit for the CPA examination. Our first-time pass rates on the CPA exam continue to be well above the national average.
- ▶ Business programs are housed in Dempster Hall, a wireless Internet environment featuring an electronic presentation lab and more than 400 networked computers with the latest software.



# College of Education

If you are considering teaching as a profession, you are looking at the right university. For more than a century, Southeast has been preparing and sustaining some of the nation's brightest and best teachers. Moreover, we have a record of accomplishment to prove it.

- ▶ Most importantly, our education program is fully accredited by the National Council of Teacher Education (NCATE), which sets the highest standards for teacher education programs nationwide.
- ▶ The Missouri Department of Elementary and Secondary Education approved 28 initial teacher preparation programs and all 12 graduate programs.
- ▶ Because you begin assisting and observing in area classrooms starting in your first year, you accumulate more teaching practice and knowledge than graduates from other universities.
- ▶ The College of Education maintained national recognition through a rigorous review process from 11 specialized professional associations.
- ▶ Our counseling program is now one of only three in Missouri to be accredited by the Council for the Accreditation of Counseling and Related Educational Programs.





# College of Health and Human Services

Although there are diverse academic offerings in the College of Health and Human Services, all programs potentially lead to a career that significantly and positively impacts the lives of individuals and families.

- ▶ All nursing programs (nurse and nurse practitioner) are accredited by the Commission on Collegiate Nursing Education.
- ▶ The recreation program is accredited by the Council on Accreditation for Recreation, Park Resources and Leisure Services.
- ▶ The Communications Disorders program allows students to receive clinical experience with children and adults who have speech, language or hearing disorders.
- ▶ Aerospace Studies offers a path to leadership for those intending to pursue officer positions in the United States Air Force. During a summer field training course for the Professional Officer Corps, students experience survival training, aircraft and air crew orientation, physical training and the inner operations of an Air Force base.
- ▶ Our nationally accredited social work program requires students to complete 480 hours of field education under the supervision of experienced social workers.
- ▶ Southeast has a strong connection with the Law Enforcement Academy and has more than 30 years of partnerships in all branches of criminal justice at the federal, state and local levels. Our students intern with the U.S. Marshals Service; the ATF; the U.S. Secret Service; Federal Probation; Missouri Division of Probation and Parole; Missouri Youth Services and other law enforcement agencies.
- ▶ The dietetics program is accredited by the American Dietetic Association Commission. Our graduates have a success rate of nearly 100 percent on the national exam to become a registered dietitian.



# College of Liberal Arts

An education in the liberal arts gives you broad-based training for careers in business, the arts, media, education and the legal profession.

- ▶ Southeast's mass communication program is accredited by the Accrediting Council on Education in Journalism and Mass Communications (ACEJMC). Only one other institution in Missouri has this elite accreditation. Our public relations program is one of only 28 institutions—none in Missouri—that holds certification by the Public Relations Society of America (PRSA). Only 12 other institutions in the world have recognition from both ACEJMC and PRSA for their mass communication program.
- ▶ Students can work at two campus radio stations (NPR affiliate KRCU 90.9 FM and KDMC 103.7), the *Arrow* student newspaper and "U2" cable television station.
- ▶ Our certified historic preservation program is one of a few U.S. programs that offer a four-year degree and is among a small number to have full membership in the National Council for Preservation of Education.
- ▶ During the last five years, Southeast's pre-law students have exceeded the national LSAT average score, and their placement rate in law school approaches 100 percent.
- ▶ Students majoring in philosophy have a 100 percent acceptance rate to graduate and law school.
- ▶ Our students make politics come alive by working on political campaigns and by serving as interns. Each year approximately 30 students from a variety of majors around the University travel to Washington, D.C. to conference with some of the nation's top scholars at the Center for Strategic and International Studies.






# 2013-14 SOUTHEAST MISSOURI MEN'S BASKETBALL GUIDE



**Cindy Gannon**  
Senior Associate Director of  
Athletics/Senior Woman  
Administrator




**Rachel Blunt**  
Assistant Director of  
Athletics for Compliance



**Nate Saverino**  
Assistant Director of  
Athletics for External Affairs



**Sara Cummings**  
Administrative  
Assistant



**Elizabeth Maldonado**  
Director of Business  
Operations



**Marcia Hendrix**  
Assistant Ticket Manager/  
Insurance




**Barb Kinsey**  
Administrative Assistant  
for Development



**Alfred Castillo**  
Head Athletic  
Trainer



**Ryan Johnson**  
Strength & Conditioning  
Coach



**Jeff Honza**  
Sports Information  
Director



**Kent Phillips**  
Coordinator of Facilities &  
Event Management




**Sharon Burgard**  
Academic Services  
Coordinator



**Beth Easter**  
Faculty Athletics  
Representative




**Courtney Lawson**  
Academic Services  
Assistant




**Amanda Martin**  
Assistant Athletic  
Trainer




**Christopher Brown**  
Assistant Director  
of Compliance




**Phillip Lady**  
Coordinator of Marketing &  
Promotions



**Maria Dominguez**  
Assistant Athletic  
Trainer



**Ben Fox**  
Assistant Athletic  
Trainer




**Taylor Grayson**  
Facilities & Event  
Management Assistant

## ATHLETICS STAFF





**Steve Bieser**  
Head Baseball  
Coach



**Ty Margenthaler**  
Head Women's  
Basketball Coach



**Ryan Lane**  
Head Cross Country  
Coach/Assistant Track &  
Field Coach



**Tony Samuel**  
Head Football  
Coach




**Kristi Ewasko**  
Head Women's  
Gymnastics Coach



**Heather Nelson**  
Head Women's  
Soccer Coach




**Lana Richmond**  
Head Softball  
Coach




**Leah Hottois**  
Head Women's Tennis  
Coach




**Eric Crumpecker**  
Head Track & Field  
Coach



**Julie Yankus**  
Head Volleyball  
Coach



**Lance Rhodes**  
Assistant Baseball  
Coach




**Dillon Lawson**  
Assistant Baseball  
Coach




**Ben Coomes**  
Assistant Women's  
Basketball Coach



**Heather Ezell**  
Assistant Women's  
Basketball Coach




**LaToya Howell**  
Assistant Women's  
Basketball Coach




**Kodie Bennett**  
Cheerleading  
Coach




**Tatianna Parham**  
Sundancers  
Coach



**Tim McGuire**  
Assistant Head Football  
Coach



**Brian Mohnsen**  
Assistant Football  
Coach



**Brian Boerboom**  
Assistant Football  
Coach



# 2013-14 SOUTHEAST MISSOURI MEN'S BASKETBALL GUIDE




**Chris Norris**  
Assistant Football  
Coach




**Nick Stauffer**  
Assistant Football  
Coach



**Kenny Wilhite**  
Assistant Football  
Coach




**Tyler Hennes**  
Assistant Football  
Coach



**Salim Powell**  
Assistant Football  
Coach




**Sarah Shire Brown**  
Assistant Women's  
Gymnastics Coach




**Paul Nelson**  
Associate Head Women's  
Soccer Coach




**Lindsay Pickering**  
Assistant Women's  
Soccer Coach




**Sarah Willis**  
Assistant Softball  
Coach



**Stephanie Mata**  
Assistant Softball  
Coach



**Matt Koelling**  
Assistant Track &  
Field Coach




**Kayani Turner**  
Assistant Volleyball  
Coach




**Nikki Buchholz**  
Assistant Volleyball  
Coach




**Robby Rasco**  
Equipment Manager




**Sean Stevenson**  
Sports Information  
Assistant




**Ricky Zum Mallen**  
Graduate Assistant  
Marketing & Promotions




**Emily Obergoenner**  
Graduate Assistant  
Academic Services



**Megan Rottler**  
Strength & Conditioning  
Specialist



**Cody Fletcher**  
Graduate Assistant  
Athletic Trainer

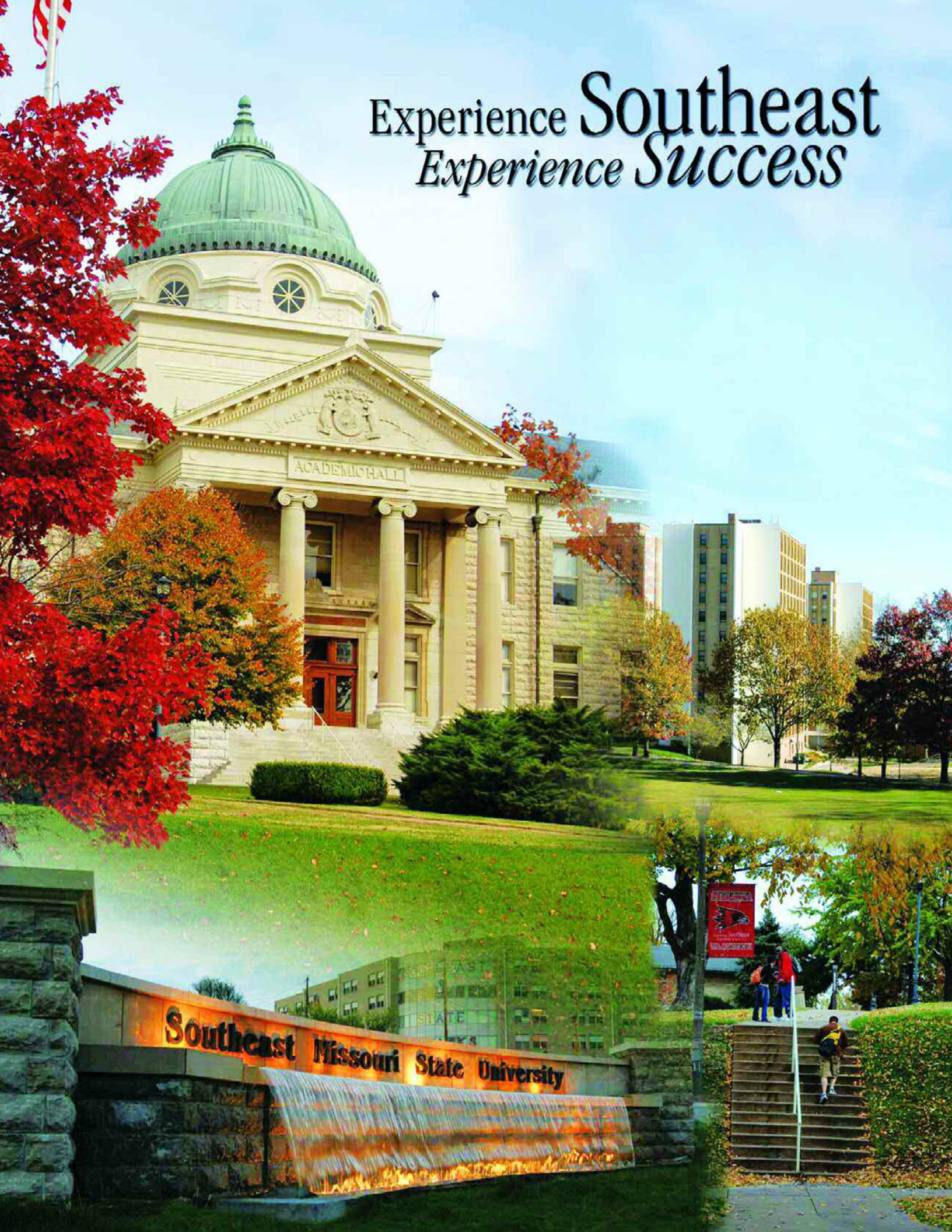


**Ben Krueger**  
Graduate Assistant  
Athletic Trainer

## ATHLETICS STAFF



# Experience Southeast *Experience Success*







## MEN'S BASKETBALL 2013-14 SCHEDULE

OCT. 29 • 7 P.M. • HANNIBAL-LAGRANGE (EX.)  
 NOV. 2 • 8 P.M. • OUACHITA BAPTIST (EX.)  
 NOV. 8 • 7:30 P.M. • SAINT LOUIS  
 NOV. 11 • 8 P.M. • CENTRAL BAPTIST  
 NOV. 16 • NOON • IUPUI  
 NOV. 18 • 6 P.M. • BALL STATE  
 NOV. 22 • 7 P.M. • MID-CONTINENT

### CURE UCD CLASSIC

NOV. 29 • TBA • NORTHERN KENTUCKY  
 NOV. 30 • TBA • TULANE  
 DEC. 1 • TBA • TEXAS STATE

DEC. 7 • 4:30 P.M. • SOUTHEASTERN LOUISIANA  
 DEC. 14 • 7 P.M. • ILLINOIS-CHICAGO  
 DEC. 21 • 7 P.M. • MEMPHIS  
 DEC. 23 • 7 P.M. • IUPUI  
 DEC. 29 • 2:05 P.M. • MISSOURI STATE  
 JAN. 2 • 7 P.M. • MURRAY STATE\*  
 JAN. 4 • 7:30 P.M. • AUSTIN PEAY\*  
 JAN. 9 • 7 P.M. • BELMONT\*  
 JAN. 11 • 5:30 P.M. • TENNESSEE STATE\*  
 JAN. 16 • 6 P.M. • MOREHEAD STATE\*  
 JAN. 18 • 7 P.M. • TENNESSEE TECH\*  
 JAN. 23 • 7 P.M. • SIU EDWARDSVILLE\*  
 JAN. 25 • 5:30 P.M. • EASTERN ILLINOIS\*  
 JAN. 29 • 7 P.M. • UMKC  
 FEB. 1 • 6 P.M. • EASTERN KENTUCKY\*  
 FEB. 6 • 7 P.M. • SIU EDWARDSVILLE\*  
 FEB. 8 • 2 P.M. • EASTERN ILLINOIS\*  
 FEB. 12 • 6 P.M. • UT MARTIN\* (CBS SPORTS)  
 FEB. 20 • 7 P.M. • JACKSONVILLE STATE\*  
 FEB. 22 • 4 P.M. • UT MARTIN\*  
 FEB. 27 • 7 P.M. • AUSTIN PEAY\*  
 MARCH 1 • 5:30 P.M. • MURRAY STATE\*  
 MARCH 5-8 • OVC TOURNAMENT

\*CONFERENCE GAME  
 HOME GAMES PLAYED AT THE SHOW ME CENTER

GOSOUTHEAST.COM

