


# SOUTHEAST MISSOURI STATE UNIVERSITY REDHAWKS



**WOMEN'S BASKETBALL  
2012-2013 GUIDE**



# Southeast

Missouri State University™

## Located

- ▶ Cape Girardeau, Mo.

## Enrollment

- ▶ 11,510

## Class Size

- ▶ Small classes with 98 percent of courses having fewer than 50 students

## Academic Programs

- ▶ More than 200 areas of study including business, education, nursing, agriculture, science and technology, visual and performing arts

## Athletics

- ▶ 15 NCAA Division I Teams







## Intro to Redhawk Basketball

Media Information.....	2-3
Show Me Center.....	4-7
Sports Medicine.....	8
Strength & Conditioning.....	9
Success Center.....	10-11
President Dr. Kenneth W. Dobbins.....	12-13
Director of Athletics Mark Alnutt.....	14-15
Mission Statement.....	16

## Season Preview Section

Season Outlook.....	18-19
Numerical/Alphabetical Roster.....	20
Radio/Television Roster.....	21
Calendar Schedule.....	22

## Coaching Staff Section

Head Coach Ty Margenthaler.....	24-25
Assistant Coach Ben Coomes/ Assistant Coach Heather Ezell.....	26
Assistant Coach Dionnah Jackson/ Additional Basketball Staff.....	27
Celebrating 40 Years of Title IX.....	28

## Player Profiles Section

Allyson Bradshaw.....	30-31
Brittany Harriel.....	32-33
Patricia Mack.....	34-35
Bailie Roberts.....	36-37
Yelena Rosado.....	38-39
Courtney Shiffer.....	40-41
Brooke Taylor.....	42
Olivia Hackmann/Dru Haertling/Jordan Hunter.....	43
Connor King/Kara Wright.....	44

## Opponents Section

2012-13 Opponents.....	46-51
All-Time vs. Opponents.....	52
OVC Series Results.....	53-54

## Year in Review Section

2011-12 Final Statistics.....	56-57
Category Leaders.....	58
2011-12 Box Scores.....	59-66

## Records & History Section

OVC Awards & Honors.....	68
MIAA Awards & Honors.....	69
Team Records.....	70
Individual Records.....	71
Single-Season Top 10.....	72
Career Top 10.....	73
1,000 Point Club.....	74
All-Time Letterwinners.....	75
All-Time Results.....	76-80

## This is the OVC Section

About the OVC.....	82-86
OVC Map.....	87
2011-12 Final OVC Statistics.....	88-90

## This is Southeast Section

University Pages.....	92-97
Athletics Staff.....	98

## Credits

The 2012-13 Southeast Missouri Women's Basketball Guide was written, edited and designed by Assistant Sports Information Director Chad Twaro. Cover design and additional graphics assistance provided by Tonya Wells and Krista Mayfield. Photography by Marcus Painton, Marc Mahnke, Keith Hente, Bill Barrett, Pat Patterson, Fred Lynch, Dennis Hubbard, Tab Brockman, Sam Jordan, Tony Marable and Trevor Ruszkowski. Special thanks to opposing sports information directors for contributing information to the opponents section of this guide.





#### Credentials

Credentials are required for entrance to the Show Me Center. To request season or single-game credentials, please contact Southeast Missouri Assistant Sports Information Director Chad Twaro by phone (573) 651-2937 or email [ctwaro@semo.edu](mailto:ctwaro@semo.edu). Credentials can be picked up just inside the main entrance of the Show Me Center.

#### Press Row

Media will be issued assigned seats courtside on the north side of the Show Me Center. Press row is reserved for working media. Professional decorum is expected at all times. Cheering or outward expression is strictly prohibited.

#### Photographers

Photographers working the floor level at the Show Me Center are required to shoot from behind the dash lines along the baselines and must sit on the floor in those areas. The Sports Information staff may identify other positions off the court where photographers may work, provided the view is not blocked for fans. At no time may photographers work from directly behind the official scorer's table and team benches, and in front of any courtside signage. Flash photography is not permitted. No tripods may be placed on or beside the court.

#### Postgame Interviews

Anyone wishing to interview a Southeast student-athlete must notify Chad Twaro prior to the end of each game. Student-athletes will be escorted to postgame press conferences in the front meeting rooms of the Show Me Center. Media representatives are not allowed in the dressing room area. Head Coach Ty Margenthaler will address the media during press conferences after each game and the opposing head coach will also be invited upon request. Margenthaler will join press conferences after he fulfills his postgame radio obligation with the Redhawks Radio Network.

#### Basketball Email List

If you would like to be added to the Redhawk women's basketball email list to receive breaking news about the team, please email Chad Twaro. The official website, [GoSoutheast.com](http://GoSoutheast.com), is the best source for up-to-date information about the team.

#### Weekly Interviews

All Southeast Missouri women's basketball practices are open to the media. Interviews will be conducted before all practices. Please contact the Sports Information Office for verification on practice times and locations.

#### Wireless Internet

The Show Me Center is equipped with wireless internet access. Ask a member of the Southeast sports information staff for log-in information.

#### Redhawks Radio Network

Erik Sean is in his 13th year as the "Voice of the Redhawks." Sean is the Director of Sports Operations for Mississippi River Radio's eight radio stations in Cape Girardeau. He is an 11-time winner of the Missouri Broadcasters Association's Play-by-Play Award and three-time winner of the MBA's Sports Award. KZIM/KGIR sports anchor and reporter Todd Bonacki and Jess Bolen will assist Sean on the Redhawks Radio Network this year.

#### Radio Network Affiliates

ESPN Radio KGIR 1220 AM (flagship) ...Cape Girardeau, Mo.  
KSIM 1440 AM.....Sikeston, Mo.  
KWOC 930 AM.....Poplar Bluff, Mo.  
KMAL 1470 AM.....Malden, Mo.


#### Visiting Radio

Visiting radio stations are required to make written requests at least one week in advance. The Redhawks Radio Network provides a courtesy telephone line for the official station of all opponents. Other stations will be charged a rights fee and must order telephone lines from the University Telephone Services by calling (573) 651-2575.



## Southeast Missouri Sports Information

One University Plaza MS 0200  
Cape Girardeau, MO 63701  
**Phone:** (573) 651-2294 | **Fax:** (573) 651-2810  
**Press Row:** (573) 651-5014  
**Website:** GoSoutheast.com



**Jeff Honza**  
Director



**Chad Twaro**  
Assistant Director



**Nick Seeman**  
Assistant

### 2012-13 Sport Assignments

#### Jeff Honza, Director

Football, Men's Basketball,  
Women's Tennis  
**Office:** (573) 651-2933  
**Cell:** (618) 528-1145  
**Email:** jhonza@semo.edu

#### Chad Twaro, Assistant Director

Women's Soccer, Women's Basketball,  
Gymnastics, Outdoor Track & Field  
**Office:** (573) 651-2937  
**Cell:** (573) 979-4307  
**Email:** ctwaro@semo.edu

#### Nick Seeman, Assistant

Volleyball, Indoor Track & Field, Baseball  
**Office:** (573) 651-2294  
**Cell:** (612) 741-0550  
**Email:** nseeman@semo.edu

#### Sean Stevenson, Student Assistant

Cross Country, Softball  
**Office:** (573) 651-2294  
**Email:** spstevenson1s@semo.edu

### Statistical Services

A play-by-play report of each half, halftime stats and final game statistics will be provided courtesy of the Southeast Missouri sports information staff.

### Food and Beverages

Food and refreshments will be available in the media workroom located on the ground level of the Show Me Center for all home contests. The media workroom is open to credentialed members of the press only.

### OVC Teleconferences

Monthly teleconferences for Ohio Valley Conference women's basketball coaches will take place on the following dates this year: Jan. 16 (Wednesday); Feb. 13 (Wednesday); March 4 (Monday, prior to OVC Tournament). The calls begin at 10 a.m., CT, with Southeast head coach Ty Margenthaler scheduled at 10:45 a.m. Please contact Kyle Schwartz at (615) 371-1698 for more information on how to participate.

### Video Webcasts

All Southeast home women's basketball games will be webcast live online free of charge at both the OVC Digital Network and KFVS12.com. KFVS12 will provide the production of these webcasts.

### GoSoutheast.com

Stay connected with the Redhawks at GoSoutheast.com. The official athletics website is the hub for all the latest news, reports, videos, social media updates and other information for Southeast Missouri athletic teams.

### Parking

There is no designated parking for visiting media at the Show Me Center. Parking is on a first-come, first-serve basis, so please plan to arrive early.

## Follow the Redhawks on the World Wide Web



Facebook

Facebook.com/GoSoutheast



Twitter

@GoSoutheast  
@CoachMSemo



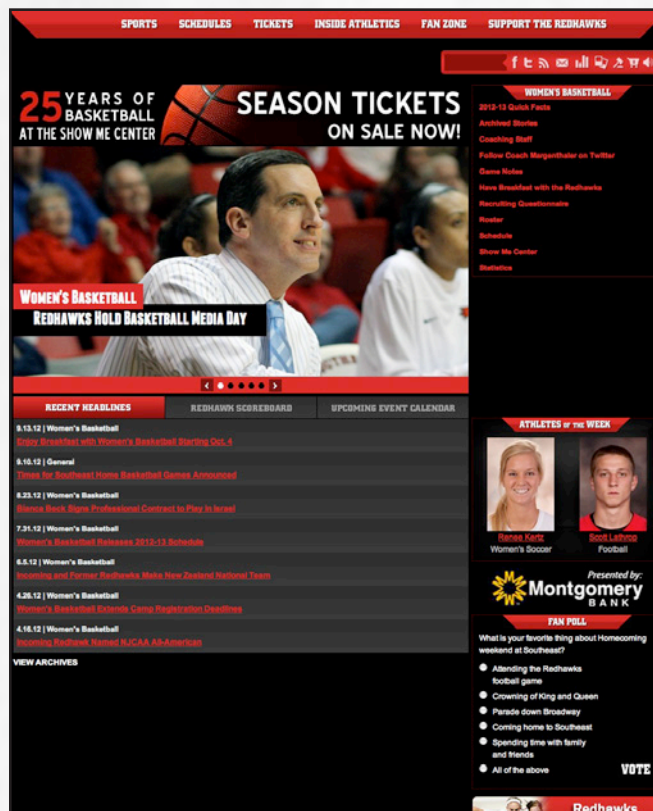
YouTube

YouTube.com/GoSoutheastRedhawks



Pinterest

Pinterest.com/GoRedhawks



GoSoutheast.com





The 7,000-seat Show Me Center (SMC) is the home of the Southeast Missouri State University men's and women's basketball teams. Additionally, the Show Me Center is the entertainment, and meeting hub for the 250,000 residents of the tri-state region. This year marks the 25th Anniversary of the facility which opened its doors in the summer of 1987.

The Show Me Center has served Southeast Missouri State University, the City of Cape Girardeau, and the citizens of Southeast Missouri, Southern Illinois, and Western Kentucky by providing quality concerts, sporting events, top-notch family entertainment, and a first-rate banquet, convention, and meeting facility.

The facility is a joint-venture of Southeast Missouri State and the City of Cape Girardeau. The combined SMC and Student Recreation Center, which received a complete renovation and expansion in 1999, were originally built at a cost of \$18 million.

The building houses the Redhawks men's and women's locker rooms, which have been completely remodeled. New basketball offices on the north side of the SMC were completed during the fall of 2003. Most recently, a new portable floor and

goals were purchased before the 2011-12 season.

The Student Recreation Center is adjoined to the Show Me Center, and it houses the Redhawks' practice facilities. The center has five full basketball courts (including two hardwood courts), a large weight room, six racquetball courts, an

indoor track, two cardiovascular equipment areas, a climbing wall, two multipurpose rooms, and full locker rooms. The new Student Aquatic Center, which opened in December 2007, features a four-lane lap pool, a recreational pool with a rock wall and a zip line, a hot tub, and locker rooms.







### Largest Show Me Center Crowds (Women's Basketball)

Attendance	Date	Opponent	Result
7,064	3/23/91	North Dakota State	L, 74-81
6,640	3/22/91	Norfolk State	W, 85-52
6,607	1/22/05	Austin Peay	W, 84-52
4,023	3/16/91	Cal-Poly Pomona	W, 82-52
3,844	2/3/01	Tennessee State	W, 95-84
3,669	1/14/99	Murray State	W, 78-59
3,385	2/23/99	Murray State	W, 66-60
3,855	2/20/00	Eastern Illinois	W, 101-86
3,850	2/17/01	Eastern Illinois	L 47-70
3,344	1/13/01	Tennessee-Martin	W, 79-66
2,982	2/18/89	Central Missouri	L, 65-72





# 25 YEARS OF BASKETBALL AT THE SHOW ME CENTER



SHOW ME CENTER  
25TH ANNIVERSARY





**SOUTHEAST  
MISSOURI STATE**  
*Home of Champions*

**HEAST  
ETBALL**



**SHOW ME CENTER**  
25TH ANNIVERSARY



**25 YEARS OF BASKETBALL  
AT THE SHOW ME CENTER**





**P**revention. Treatment. Rehabilitation. Education. Those are the four primary phases of athletic training, and the Southeast Missouri athletic training staff strives to fulfill all of those areas when working with student-athletes on a daily basis.

Southeast student-athletes are offered the best care possible by the athletic training staff. Head Athletic Trainer Alfred Castillo directs the Sports Medicine department which includes four full-time athletic trainers, six graduate assistants and several student assistants. The staff serves student-athletes around-the-clock at numerous facilities on campus.

The athletic trainers begin treatments and rehabilitation starting as early as 6 a.m., and are available until the last student-athlete is through. There are currently four athletic training facilities on campus. The staff treats out of the Rosengarten Athletic Complex, where the primary training room is located. There are two other satellite athletic training rooms, including one at Houck Field House and one at the Show Me Center.

The Southeast athletic training rooms are equipped with stationary bikes, hand weights, therapeutic modalities and the latest physical therapy equipment. Each component is strategically designed to not

only give the student-athlete the best care, but also to aid in returning to competition as quickly as possible.

Southeast Athletic Training has strong working relationships with local physicians and two hospitals in Cape Girardeau. It is from these hospitals that the Athletic Training department is assisted by four orthopedic physicians.

The Southeast Athletic Training program prides and commits itself to provid-

ing the best comprehensive, personalized and efficient healthcare to its student-athletes. Delivery of healthcare focuses on the prevention and management of athletic-related injuries or illnesses, while adhering to the National Athletic Trainers' Board of Certification Standards of Professional Practice. Our high quality of athletic healthcare is provided in combination with the education of athletic training students.







**S**outheast Missouri's Strength and Conditioning program is committed to developing the total student-athlete through their experiences within a competitive training environment.

This will be accomplished by focusing on reducing the risk of injury and maximizing athletic potential through individual evaluation and program design.

#### **Training Principles for Southeast Athletes:**

1. *Reduce the risk of injuries*
  - If a student-athlete is injured, he/she will not be able to compete at practice or games.
2. *Maximize athletic ability*
  - We challenge each athlete, both physically and mentally, in order to achieve optimal results.

#### **Exercises for Southeast Athletes are based on the following Principles:**

1. *Ground Based Movements*
  - Athletes compete with their feet on the ground, and therefore, should train that way. The ability to produce force against the ground determines how fast athletes can

run and how high they can jump.

#### 2. *Three-Dimensional Movements*

- Athletes must be able to stabilize themselves in all planes of movement. A fancy way of saying we use free weights (barbells/dumbbells vs. machines).

#### 3. *Multi-Joint Movements*

- Very rarely in sport do athletes

isolate one single joint at a time. Athletes can train more muscle mass at the same time.

The Southeast Missouri Strength and Conditioning program is under the direction of Ryan Johnson.

Redhawk student-athletes use various training facilities located inside the Student Recreation Center South.







The Redhawk Success Center offers Southeast Missouri student-athletes a place to study and develop as students and campus leaders.

It is located in the Student Recreation Center, just south of Houck Stadium. The Redhawk Success Center offers a computer lab with 18 work terminals, study areas and rooms for group meetings.

The area is under the guidance of Associate Director of Athletics Brady Barke, with assistance from Director of Academic Services Sharon Burgard, Assistant Natalie Williams and Graduate Assistants Emily Obergönnner and Kelly Benacka.

The beautiful facility has enhanced the outstanding work in the classroom already enjoyed by Southeast student-athletes. Last year, a school record 62.2 percent of Southeast's student-athletes achieved a 3.0 or better grade point average. Eleven of the Redhawks 15 intercollegiate athletic teams recorded a team GPA over 3.0. The gymnastics team posted the best overall mark with a 3.82. In all, 19 student-athletes recorded a perfect 4.0 GPA.

Tutors are available for all student-athletes as needed. In addition, both attendance and academic progress is monitored through regular checks with faculty.

A special course is required for all first time student-athletes at Southeast. The

course, which offers three credit hours, is part of a comprehensive program developed to address study skills and life skills topics, and thus, enhance retention and academic success for student-athletes.

Entering student-athletes are evaluated for academic preparedness and assigned to appropriate categories. Student-athletes can also receive individualized academic programs which include meeting with a mentor bi-weekly to discuss academic

progress.

The Success Center staff works to get athletes involved in campus and community projects, as well. This is done to provide a support structure and greater opportunity for academic success. Through the NCAA's CHAMPS/Life Skills Program, the Success Center gives student-athletes personal and professional skills in order to facilitate successful and productive futures.





## Recent Academic Highlights

A school record 62.2 percent of Southeast Missouri student-athletes achieved a 3.0 or higher grade point average during the 2011-12 academic year. Nineteen student-athletes had a perfect 4.0.

Eleven of Southeast's 15 intercollegiate athletic teams recorded a team GPA over 3.0. The Redhawk gymnastics team had the best overall mark with a 3.77 GPA in 2011-12.

The Redhawk men's cross country and women's gymnastics teams received NCAA Division I Academic Progress Rate Public Recognition Awards. Both programs registered scores of 1,000 for the 2010-11 academic year.

Southeast Missouri's Department of Athletics earned a number of quality rankings in the NCAA's last Academic Progress Rate (APR) report. The Redhawk men's cross country, gymnastics, baseball, volleyball, women's tennis and softball teams exceeded the national average in the multi-year APR.

Thirty-Eight student-athletes were part of the largest graduating class in the history of Southeast Missouri State University last spring. A total of 1,322 students -- 1,052 undergraduates and 270 graduate students -- received degrees.

The Southeast gymnastics team was named the 2011 Academic National Champion by the National Association of Collegiate Gymnastics Coaches/Women. The achievement marked the third time in four years that the team has garnered the coveted honor. The Redhawks team grade point average was an impressive 3.91 during the 2010-11 academic year. It tied the highest GPA for a team in the history of the award.

Three Redhawk student-athletes earned Academic All-District honors during the 2011-12 season. Volleyball's Paige Dossey also garnered Third-Team Capital One Academic All-American accolades. In addition, the men's and women's cross country teams each finished among the top-10 teams in the country in grade point average.







**D**r. Kenneth W. Dobbins became the seventeenth president of Southeast Missouri State University on July 1, 1999 after serving as the University's Vice President of Finance and Administration from 1991 to 1993, and Executive Vice President from 1993 until his appointment as president. He previously held several positions in higher education administration at Kent State University in Ohio.

During his tenure at Southeast, academic programs have been enhanced including the establishment of the College of Science, Technology, and Agriculture and the Earl and Margie Holland School of Visual and Performing Arts which opened in Fall 2007 on the new River Campus. A comprehensive review of all academic and non-academic programs has been accomplished to maintain quality and minimize student fee increases in the face of significant state appropriation reductions. Southeast continues to be recognized nationally for many of its outstanding accredited academic programs. For the eighth year in a row, Princeton Review recognized the Master of Business Administration program on its list of "Best Business Schools." GetEducated.com listed Southeast #1 on the list of "Top 10 Ranked Best Values Online MBAs-AACSB-Accredited"; Southeast is recognized in the top tier of the Midwest best regional universities in U.S. News Best Colleges for 2012; and Southeast was again named among the "Best in the Midwest" by Princeton Review. Additionally, StateUniversity.com ranked Southeast the safest public college campus in Missouri,

Militaryfriendlyschools.com lists Southeast among the top schools that embrace veterans as students, and recent freshmen survey data indicate that new students applied only to Southeast at a rate three times the national average.

Enrollment has increased significantly since a 20-year-low in 1994 when some 7,900 students attended Southeast. In Fall 2005, enrollment topped 10,000 for the first time, and stood at more than 11,500 in 2011. Additionally, record enrollments in higher education have occurred in the University's 25-county service region during his tenure due to the establishment of new regional campuses in Sikeston and Kennett and a higher education center at Perryville serving place-bound students in and near those rural communities.

During Dr. Dobbins' presidency, more than \$300 million in capital construction and building improvement projects have enhanced the University. The Seabaugh Polytechnic Building and the \$58 million River Campus were constructed. Additionally, The Douglas C. Greene Center for Innovation and Entrepreneurship to promote entrepreneurship and enhance the region's economy opened on the campus in 2005; Southeast dedicated its new, state-of-the-art David M. Barton Agriculture Research Center in 2009; two new 300-bed residence halls were constructed in 2002 and 2009; and the University

currently is in the midst of more than \$90 million in capital renovation for maintenance and repair projects including the renovation of the historic 106-year-old Academic Hall, the remodeling and upgrades to the Magill and Rhodes sciences complex and a new residence hall.

Dr. Dobbins has served a two-year term as president of the Missouri Council on Public Higher Education (COPHE), the organization for presidents and chancellors of Missouri's public colleges and universities, and is the senior member of the organization. In 2007, he was selected to serve a three-year term on the American Association of State Colleges and Universities (AASCU) Board of Directors, an organization which represents over 420 U.S. public college and university members and more than 3.7 million students or 56 percent of the enrollment at all public four-year institutions. He was elected Secretary-Treasurer of the organization in 2008, chaired the organization in 2010-2011, and currently serves on the executive committee as past chair of the AASCU Board. Also, for the past eight years, he has served as one of four faculty members for the week-long AASCU New Presidents' Academy, and currently chairs the Finance Committee of the American Academic Leadership Institute. He previously served three years as president of the Ohio Valley Conference and is currently a member of





the Conference finance subcommittee. In addition, he is a vice president of the executive board of the Greater St. Louis Council, Boy Scouts of America, and in 2010, he was awarded the Silver Beaver Award, the highest honor bestowed upon a Boy Scout volunteer by a council.

He earned his B.S. degree in accounting from the University of Akron (Ohio) in 1971 and served as a commissioned officer and civilian executive in the U.S. Air Force for almost 10 years. He received the M.B.A. degree in 1979 from Old Dominion University (Virginia), and the Ph.D. in higher education administration in 1987 from Kent State, where in 2011, he was awarded the Alumni Leadership Award for the College of Education, Health and Human Services Annual Hall of Fame Awards. He is also a Certified Public Accountant in Ohio.

Dr. Dobbins and his wife, Jeanine Larson Dobbins, Founder and Director Emeritus of the Missouri Statewide Early Literacy Intervention Program based at Southeast, have a son, Paul, and a daughter-in-law, Stacey, who are both Southeast graduates, and a grandson, Lincoln Kenneth Dobbins.



### Board of Regents



**Donald "Brad" Bedell**  
President



**James P. Limbaugh**  
Vice President



**Tom M. Meyer**




**Kendra Neely-Martin**



**Doyle L. Privett**



**Daren K. Todd**



**Kevin J. Magnan**  
Student Representative





**M**ark Alnutt, senior associate director for administration at the University of Missouri, was named director of athletics at Southeast Missouri State University.

The announcement was made April 19 during a news conference in the Aleen Wehking Alumni Center at Southeast.

Alnutt participated in an off-campus interview April 12 in St. Louis and was on campus for final interviews the day he was introduced as the Redhawks new director of athletics. He was among two finalists for the position following a national search conducted by a search committee including representatives from the Board of Regents, faculty, staff and the community.

Alnutt began his new duties at Southeast on May 21. He replaced John Shafer who retired last June. Cindy Gannon served as interim director of athletics since that time.

"Mark brings with him a tremendous breadth of experience and the caliber of credentials to move our program forward and into the future," said Kenneth W. Dobbins, president of Southeast Missouri State University.

Alnutt served as senior associate athletics director for administration at the University of Missouri after spending three years as the associate athletics director for administration.

Mike Alden, director of athletics at the University of Missouri, said, "I think Southeast Missouri State University is getting a terrific leader in Mark Alnutt. We will miss him here, but our loss is Southeast's gain and all of us here are very proud of Mark and all that he has

accomplished."

In his previous role, Alnutt served as the administrative liaison for football; supervised track and field, cross country, gymnastics and golf; spearheaded the department's project management team; served as the primary point person for the Athletic Department, overseeing all aspects of facility project master planning, development, management and implementation; and was involved with external department operations, including development, game operations, marketing, media relations, Mizzou Sports Properties and ticket operations.

Alnutt also managed postseason travel arrangements for each of the University of Missouri's 20 intercollegiate sport programs. He was in charge of Missouri's Nike contract, the Big Wheels and Flying Tiger programs and the department's relationship with Old Hawthorne Golf Club. In 2009, he oversaw a \$5 million video board project through the University of Missouri Sports Complex with the centerpiece being a new board at Faurot Field. He also oversaw the design and construction of the new Golden Girls/Gymnastics

practice facility completed last fall. Additionally, Alnutt was actively involved in the solicitation and stewardship efforts of capital gift giving.

Alnutt spent the previous six years at the University of Missouri as director of football operations, adding an assistant athletic director title prior to the 2005-06 season. In that role, his duties included coordinating the team's travel plans, oversight of the football budget, handling compliance issues, scheduling of facilities, assisting with the recruiting operations and managing the day-to-day operations of the football program.

He coordinated public relations and community service events for football, and oversaw all organizational aspects for the University of Missouri's trips to the 2003 and 2005 Independence Bowl games played in Shreveport, La. He also represented the football program as part of the design team that planned the \$16 million expansion and renovation project which turned the Tom Taylor Building into the Missouri Athletics Training Complex.

Alnutt was a three-year letterman for the University of Missouri as a linebacker



*Mark Alnutt was introduced as Southeast Missouri's new director of athletics on April 19, 2012.*



and tight end from 1993-1995 and was voted the team's champion of the year as a senior. He earned a degree in sociology in 1995 and went to work for Major Brands as a senior salesman in Kansas City from February 1996 to August 1997. Alnutt returned to the University of Missouri to pursue a master's degree in public administration with an emphasis on sports psychology. He joined the Missouri football staff in 1998 as an administrative/video graduate assistant. Alnutt completed his master's degree in May 2000 and took over as director of football operations that August.

A native of Kansas City, Alnutt served as president of the board of directors for Big Brothers/Big Sisters of Boone County and was selected to participate in the 2002-2003 NCAA Leadership Institute for Ethnic Minority Males. In June 2005, he was recognized by Columbia Business Times as one of Columbia's 40-Under-40 business leaders for his work in the community.

He has participated in the Division I-A Athletic Director's Institute, attended the NACDA Mentoring Institute and was



chair of the NCAA Women's Gymnastics committee. In 2010, he was the recipient of an Outstanding Chancellor's Staff recognition and the Barbara S. Uehling Award for Administrative Excellence at the University of Missouri.

Alnutt and his wife, the former Kate Hankins, are the parents of four children, Jaren, Kinleigh, Mason and Aidan.







The Southeast Missouri State University Department of Intercollegiate Athletics is an integral part of the University community and accordingly adheres to Southeast Missouri State University's overall institutional mission, one of providing a quality education and college experience for the students and communities we serve. The mission of the

Department of Athletics is to enhance the collegiate experience for all students through the development and operation of a sound intercollegiate athletics program. The Athletics Department is a NCAA Division I program, and therefore is committed to the highest standards of integrity in athletic and academic achievement. The athletic teams of the University

are committed to compete at the highest possible level in the Ohio Valley Conference or other conference affiliations. The Department of Athletics is committed to the principles of equitable access, diversity, student welfare, sportsmanship, ethical conduct, rules compliance, and the prudent management of resources in all endeavors.







# 2012-13 Season Preview

IN THIS SECTION...

- » Season Outlook
- » Team Roster
- » TV/Radio Roster
- » Calendar Schedule







## Season Outlook

The Redhawks of Southeast Missouri State enter their second season under head coach Ty Margenthaler hoping to take a big leap forward in their quest to returning to the elite tier of the Ohio Valley Conference.

On the surface, Southeast's 7-22 (4-12 OVC) campaign mirrors its two previous seasons that combined for 42 losses. However, the Redhawks found themselves more competitive within their contests last season. Southeast also wedged its way into the hunt for the final spots in the OVC Tournament. While the Redhawks ultimately fell short on the final day of the regular season, there is a sense of optimism on a new look Southeast roster.

"In our first year, we really focused on changing the mentality of the team and getting them ready to compete at the level we expect," Margenthaler said. "This year, I can already see the difference. A really important part of that growth was having everyone here during the summer, playing together and working with our strength and conditioning coach."

Three starters and six letterwinners return to form the core of the 2012-13 team. The Redhawks also have five talented newcomers on board who they are expecting big from as they make their jump back to prominence in the OVC.

"Our players were disappointed that we didn't make the conference tournament," Margenthaler said. "That's what we expect to do every year. We learned a lot of valuable lessons throughout the year. We talk a lot about not beating ourselves, and we did that in some of

our losses earlier last season. We feel we have the ability to make a big step this year and we're on our way to doing really good things."

### Guards

Southeast features a new look backcourt with the loss of starters Bianca Beck and Karley Evans. Beck started all 29 games at point guard a year ago, leading the team with 33.4 minutes and 3.5 assists per game while scoring 7.0 points per game. Evans played in 29 games (27 starts) and averaged 6.9 points per game as the shooting guard.

Senior **Bailie Roberts (Maryville, Tenn.)** brings her scoring touch back to the Redhawks' lineup after starting every game a season ago. At 5-10, Roberts brings the size to post up smaller players and enough skills to score on bigger ones. That versatility occasionally moves her inside to forward when the Redhawks utilize a small lineup. Roberts finished second on the team with 9.7 points and 6.1 rebounds per game. She scored in double figures 17 times last season and was named a team captain this year.

"I've been extremely pleased with Bailie," Margenthaler said. "She had a great offseason, she has gotten stronger and is in better shape. She is a team captain and really wants this senior year to be special. She wants to make a difference and I can tell she wants it. I see a totally different player than last year. Bailie has improved a lot and I think she will have a tremendous year for us."

Newcomer **Jordan Hunter (Papakura, New Zealand)** will be heavily relied upon to run the point this season. Hunter, a junior, was an NJCAA All-American with Crowder Community College last season. She also boasts international experience, playing with the New Zealand National Team during its Olympic Qualifying Tournament over the summer.

Hunter averaged 13.3 points and 5.3 assists per game in her final season at Crowder and Margenthaler's hopes her combination of playmaking and scoring will make a dramatic impact in Southeast's backcourt.

"Jordan is a special player," Margenthaler said. "I love that she's experienced in international ball and was a junior college All-American in the states. I'm proud of the way she has come to campus and grown into a leadership role. Everyone looks up to her on and off the court. She's a tremendous player who will elevate our team and make everyone around her better. That's exactly what you need from a point guard. She can take it off the dribble, get to the basket and shoot the three at a high rate. Our fans are going to really enjoy her the next two seasons."

Another newcomer, freshman **Dru Haertling (Jackson, Mo.)**, figures to play a prominent role at shooting guard. Haertling earned all-state and conference player of the year honors in her senior season at Jackson High School and has an outside shot that figures to be a big weapon in the Redhawks' offense this season. If necessary, Haertling has the ball-handling skills to play point guard in a pinch.

Southeast brings back two sophomore reserves in **Allyson Bradshaw (Cape Girardeau, Mo.)** and **Yelena Rosado (St. Louis, Mo.)**. Both players saw extended minutes during their freshmen campaigns.

Bradshaw came off the bench in all 29 games and led all reserves with 5.3 points per game. She also made a team-best 34 three-pointers and scored in double figures five times.

Rosado started the first two games of the season and played in 26 games a year ago. She figures to see crucial minutes as the backup point guard after showing dramatic improvement during the early portions of fall practice.

Improving the guard depth was one of Margenthaler's top priorities and freshmen **Olivia Hackmann (Chamois, Mo.)** and **Kara Wright (Louisville, Ky.)** will each get serious looks in the rotation.

Hackmann was named the Missouri Basketball Coaches Association Class 4A Player of the Year during her final season at Helias High School. At 5-10, she brings good size on the wing, which can be utilized offensively and defensively.

Perhaps the biggest difference maker of the



**Bailie Roberts**





## Season Outlook

incoming freshmen is Wright, who was rated a three-star recruit by ESPN HoopGurlz. Wright scored 1,000 points in her time at Du Pont Manual High School, which she helped lead to a state championship as a first-team all-state selection.

"Competition is healthy and we have that in a few positions," Margenthaler said. "We're going to have a lot more depth and we're a little longer this year with Kara and Olivia being a lengthy 5-11 and 5-10. That helps us offensively and defensively. We have Dru on board and she can really shoot the ball. We have experience in Allyson and Yelena from last year. They will all battle it out for minutes. It's fun for practice purposes because they challenge each other every day."

### Forwards

Southeast boasts a tremendous amount of experience and depth in its frontcourt, returning both starters and its top reserve in the post. Returning to the mix are seniors **Brittany Harriel (Cincinnati, Ohio)** and **Courtney Shiffer (Freeport, Ill.)**, who combined to start all but two games a year ago.

Harriel put together a strong 2011-12 campaign in all facets of her game, averaging a team-best 10.2 points and 6.9 rebounds while shooting a team-high 46 percent from the field, all career highs. Harriel scored in double figures 17 times a year ago, tied for the team lead, and also posted six double-doubles. She will once again be counted on to be a force inside.

Shiffer was voted a team captain and provides defensive intensity in the post. She finished third on the team with 5.0 rebounds per game and her 6.2 points per game scoring average was fifth on the Redhawks. In two seasons, Shiffer has blocked 57 shots, nearly one per game.

"We are a little deeper inside than last year," Margenthaler said. "We have most of our experience in the post. Brittany had a very good offseason and we're going to lean on her and Bailie offensively. Brittany really wants a great senior year and she is talented enough to do so. Courtney is a blue-collar workhorse who brings a physical element to our team."

The Redhawks also bring back junior **Patricia Mack (Columbus, Ohio)**, who played in all 29 games after missing most of the 2010-11 season due to injury. Last season, Mack was the Redhawks' top rebounder on a per minute basis, pulling down 5.1 boards in 15.8 minutes per game. She was voted a team captain and has been highlighted as one of the most improved returners on the team during fall practice.

"Patricia had a tremendous summer and is probably our most improved player," Margenthaler said. "She's stronger, quicker and her shot is a lot better. I think

people will be happy with her game."

Southeast may have unearthed a gem in freshman **Connor King (Jackson, Mo.)**. King, a high school teammate of fellow freshman Dru Haertling at Jackson High School, stands 6-2 and combines an impressive array of skills on the block with the ability to threaten defenses from the perimeter. She averaged a double-double during her final prep season.

A wild card in the forward rotation who could pay big dividends is sophomore **Brooke Taylor (Bismarck, Mo.)**. Taylor was a 2010-11 arrival who has yet to see the court due to a variety of injuries and illnesses. Despite the setbacks, Taylor was a four-time all-state selection at Bismarck High School. She combines strong perimeter skills with a 6-1 frame that presents potential mismatches for opposing defenses when she gets on the court.

"Connor is 6-2 and very skilled," Margenthaler said. "She has great moves around the rim and can also step out and hit shots from three-point range. She will fit really well in our system. Brooke gives us someone that hasn't been on the court for two years. She's a great scorer and gives us a great long and athletic defender. She will help us once we get her rhythm back. She's been healthy all summer and we are excited to get quality minutes out of her."

Should the Redhawks decide to play with a small lineup, Bailie Roberts can be worked into the frontcourt to bring an added scoring threat on the inside as well. That was a look Southeast featured at various points last season.

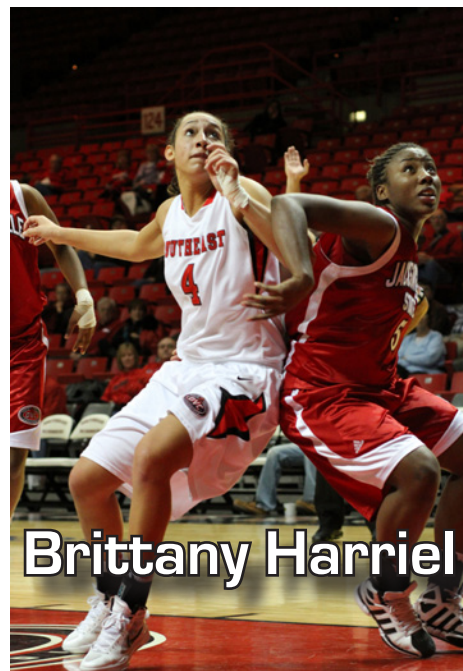
### Schedule

Southeast will square off against several regional rivals during non-conference play. An exhibition against Southern Indiana on Nov. 4 preps the Redhawks for its Nov. 9 season opener against Wright State at the Show Me Center.

Southeast's non-conference slate includes trips to UMKC (Nov. 12), Kansas (Nov. 14), Arkansas State (Nov. 19), Missouri (Nov. 29), Southern Illinois (Dec. 5) and Western Kentucky (Dec. 16). The Redhawks also play in the David Jones Classic in Houston, Texas against Houston (Nov. 23) and UT-Pan American (Nov. 24).

In addition to Wright State, the Redhawks also host UIC (Dec. 1), Western Illinois (Dec. 8), Missouri State (Dec. 21) and Saint Louis (Jan. 9) at the Show Me Center. In all, Southeast's non-conference schedule pits the Redhawks against every Division I school in the state of Missouri.

"We have a quality schedule with our in-state rivalry games, playing Saint Louis and Missouri State at home," Margenthaler said. "Western Illinois is selfishly a great



**Brittany Harriel**

game for me since I grew up there and my dad coached there for so long. We are going to Carbondale to start a series with Southern Illinois, which I'm really happy about. The Houston trip on Thanksgiving will be fun for our players and feature good quality basketball."

With Belmont entering the Ohio Valley Conference, the conference-record 12-team league will split into a divisional format for the first time. As a member of the OVC West Division, Southeast will play home-and-home series against Austin Peay (Jan. 5/Feb. 4), Murray State (Jan. 7/March 2), UT Martin (Jan. 16/Feb. 16), Eastern Illinois (Jan. 26/Feb. 9) and SIU Edwardsville (Jan. 28/Feb. 11). Southeast faces all six OVC East Division schools once, traveling to Belmont (Dec. 31), Tennessee State (Jan. 14) and Jacksonville State (Feb. 23) while hosting Morehead State (Jan. 21), Eastern Kentucky (Feb. 2) and Tennessee Tech (Feb. 25).

"I am excited for the division format," Margenthaler said. "The conference did a great job adding Belmont. I feel you are going to see great rivalries in our league. We're really focused on our division, which will be good for the league. Our side of the conference is very strong, the top three teams in our side finished 1-2-3 overall. Our conference will be tough, but I like that. I want our players to relish these opportunities. The ultimate goal is to get to Nashville and make a run in the tournament."

The OVC Tournament will once again be held in Nashville, Tenn. The top eight teams in the conference make the field and compete for a spot in the NCAA Tournament March 6-9.





## Team Roster



## NUMERICAL ROSTER

No.	Name	Pos.	Ht.	Cl.	Yr.	Hometown	Previous School
3	Dru Haertling	G	5-8	Fr.	1st	Jackson, Mo.	Jackson
4	Brittany Harriel	F	6-1	Sr.	4th	Cincinnati, Ohio	Lakota West
5	Yelena Rosado	G	5-8	So.	2nd	St. Louis, Mo.	North Tech
11	Allyson Bradshaw	G	5-7	So.	2nd	Cape Girardeau, Mo.	Notre Dame
12	Kara Wright	G	5-11	Fr.	1st	Louisville, Ky.	Du Pont Manual
14	Brooke Taylor	F	6-1	So.	3rd	Bismarck, Mo.	Bismarck
15	Courtney Shiffer	F/C	6-1	Sr.	3rd	Freeport, Ill.	Highland CC
21	Connor King	F	6-2	Fr.	1st	Jackson, Mo.	Jackson
24	Olivia Hackmann	G	5-10	Fr.	1st	Chamois, Mo.	Helias
32	Patricia Mack	F	6-0	Jr.	4th	Columbus, Ohio	Mifflin
34	Jordan Hunter	G	5-7	Jr.	1st	Papakura, New Zealand	Crowder CC
40	Bailie Roberts	G/F	5-10	Sr.	4th	Maryville, Tenn.	Maryville

### Breakdown by Class:

Seniors .....	3
Juniors .....	2
Sophomores .....	3
Freshmen .....	4

### Breakdown by State/Country

Illinois .....	1
Kentucky .....	1
Missouri .....	6
Ohio .....	2
Tennessee .....	1
New Zealand .....	1

### Breakdown by Position

Guards .....	7
Forwards .....	5

### Pronunciation Guide

Dru Haertling .....	HART-ling
Brittany Harriel .....	HAIR-ee-uhl
Yelena Rosado .....	Juh-LAY-nuh
Ty Margenthaler .....	MAR-gen-thay-ler
Heather Ezell .....	EE-zell

## ALPHABETICAL ROSTER

No.	Name	Pos.	Ht.	Cl.	Yr.	Hometown	Previous School
11	Allyson Bradshaw	G	5-7	So.	2nd	Cape Girardeau, Mo.	Notre Dame
24	Olivia Hackmann	G	5-10	Fr.	1st	Chamois, Mo.	Helias
3	Dru Haertling	G	5-8	Fr.	1st	Jackson, Mo.	Jackson
4	Brittany Harriel	F	6-1	Sr.	4th	Cincinnati, Ohio	Lakota West
34	Jordan Hunter	G	5-7	Jr.	1st	Papakura, New Zealand	Crowder CC
21	Connor King	F	6-2	Fr.	1st	Jackson, Mo.	Jackson
32	Patricia Mack	F	6-0	Jr.	4th	Columbus, Ohio	Mifflin
40	Bailie Roberts	G/F	5-10	Sr.	4th	Maryville, Tenn.	Maryville
5	Yelena Rosado	G	5-8	So.	2nd	St. Louis, Mo.	North Tech
15	Courtney Shiffer	F/C	6-1	Sr.	3rd	Freeport, Ill.	Highland CC
14	Brooke Taylor	F	6-1	So.	3rd	Bismarck, Mo.	Bismarck
12	Kara Wright	G	5-11	Fr.	1st	Louisville, Ky.	Du Pont Manual

## COACHING STAFF

**Head Coach:** Ty Margenthaler (Second Season/SIU Edwardsville, 1997)

**Assistant Coaches:** Ben Coomes (Second Season/Indiana, 2004), Heather Ezell (Second Season, Iowa State, 2009), Dionnah Jackson (Third Season/Oklahoma, 2005)

**Operations Assistants:** Renee Wood (Second Season/Wayne State College, 2011), Karley Evans (First Season)





## TV/Radio Roster



**Dru Haertling**  
G • 5-8 • Fr.  
Jackson, Mo.



**Brittany Harriel**  
F • 6-1 • Sr.  
Cincinnati, Ohio



**Yelena Rosado**  
G • 5-8 • So.  
St. Louis, Mo.



**Allyson Bradshaw**  
G • 5-7 • So.  
Cape Girardeau, Mo.



**Kara Wright**  
G • 5-11 • Fr.  
Louisville, Ky.



**Brooke Taylor**  
F • 6-1 • So.  
Bismarck, Mo.



**Courtney Shiffer**  
F/C • 6-1 • Sr.  
Freeport, Ill.



**Connor King**  
F • 6-2 • Fr.  
Jackson, Mo.




**Olivia Hackmann**  
G • 5-10 • Fr.  
Chamois, Mo.



**Patricia Mack**  
F • 6-0 • Jr.  
Columbus, Ohio



**Jordan Hunter**  
G • 5-7 • Jr.  
Papakura, New Zealand



**Bailie Roberts**  
G/F • 5-10 • Sr.  
Maryville, Tenn.




**Ty Margenthaler**  
Head Coach  
Second Season



**Ben Coomes**  
Assistant Coach  
Second Season



**Heather Ezell**  
Assistant Coach  
Second Season



**Dionnah Jackson**  
Assistant Coach  
Third Season



**Renee Wood**  
Basketball Operations



**Karley Evans**  
Video Coordinator





## Calendar Schedule

### November

Sunday	Monday	Tuesday	Wednesday	Thursday	Friday	Saturday
				1	2	3
4 	5	6	7	8	9 	10
11 	@ 12	13	@ 14 	15	16	17
18 	@ 19	20	21	22	@ 23 	vs. 24 
25	26	27	28	@ 29 	30	

### January

Sunday	Monday	Tuesday	Wednesday	Thursday	Friday	Saturday
		1	2	3	4	5 
6	7 	8	9 	10	11	12
13	@ 14 	15	16 	17	18	19
20	21 	22	23	24	25	@ 26 
27	@ 28 	29	30	31		

### March

Sunday	Monday	Tuesday	Wednesday	Thursday	Friday	Saturday
					1	@ 2 
3	4	5	6 	7 	8 	9 
10	11	12	13	14	15	16
17	18	19	20	21	22	23
24	25	26	27	28	29	30
31						

### December

Sunday	Monday	Tuesday	Wednesday	Thursday	Friday	Saturday
						1 
2	3	4	@ 5 	6	7	8 
9	10	11	12	13	14	15
@ 16 	17	18	19	20	21 	22
23	24	25	26	27	28	29
30	@ 31 					

### February

Sunday	Monday	Tuesday	Wednesday	Thursday	Friday	Saturday
					1	2 
3	@ 4 	5	6	7	8	9 
10	11 	12	13	14	15	@ 16 
17	18	19	20	21	22	@ 23 
24	25 	26	27	28		





## Coaches & Staff

IN THIS SECTION...

- » Head Coach Ty Margenthaler Bio
- » Assistant Coach Bios
- » Celebrating 40 Years of Title IX







## Head Coach

# Ty Margenthaler

» Head Coach » Second Season » SIU Edwardsville, 1997



The task of stepping into a program that recorded consecutive 21-loss seasons is a tall one. Amidst the growing pains, however, Southeast Missouri head women's basketball coach Ty Margenthaler spent his first season at the helm moving the roster in a positive direction.

A surface look at the Redhawks' 7-22 record ignores the strides the program took as the year progressed, particularly in Ohio Valley Conference play. Seven of Southeast's OVC contests were decided by 10 points or less in 2011-12, this coming after dropping 11 league games by double-digit points the year before.

Margenthaler picked up his first career victory on Nov. 29, 2011, when the Redhawks outlasted Arkansas State, 56-52, in a thrilling back and forth contest at the Show Me Center. A dominant 66-48 win over Jacksonville State on Jan. 2, 2012 represented Margenthaler's first victory over an OVC opponent.

A high-octane 88-84 setback at Austin Peay ultimately ended the Redhawks' season on a sour note. Despite the season-ending loss, the takeaway from that contest was how in less than 12 months, Margenthaler turned Southeast's program into a fiercely competitive bunch that made things difficult for the opposition.

The 88-point outburst at the end of the year notwithstanding, Southeast utilized a pack defense that frustrated opposing offenses on a nightly basis under Margenthaler.

Southeast ranked third in the OVC in scoring defense, allowing 64.2 points per game.

On April 14, 2011, then-Southeast Missouri Director of Athletics John Shafer introduced Ty Margenthaler as the Redhawks next head women's basketball coach and ushered in a new era of Redhawks basketball.

Margenthaler, a 1997 graduate of Southern Illinois University Edwardsville and native of Macomb, Ill., spent five years as an assistant coach at Wisconsin. He was the Badgers recruiting coordinator, who handled all aspects of the recruitment process, including contacting prospects and arranging for visits. Margenthaler also served as Wisconsin's assistant offensive coordinator and was in charge of post player development. He assisted with scouting opponents, summer camps, practice and game preparation among other duties.

"I am really excited to have Ty join our athletic family at Southeast," said Shafer. "His coaching experience speaks for itself. Ty and his family will be a great fit for our athletic program, the University and Cape Girardeau community."

Margenthaler is the seventh head coach in Southeast women's basketball history.

Prior to Wisconsin, Margenthaler worked as an assistant coach at Bradley University from 2000-06, where he developed a pair of centers into Missouri Valley All-Conference players. Dena Williams (2002) and Ashley Chelleen (2003) both landed spots on the Valley's All-Freshman

Team. Margenthaler also served as the camp coordinator and assisted with scouting at Bradley.

With both a father and brother in coaching, Margenthaler grew up around basketball.

"I have been fortunate to be around a lot of great people who have helped me get to where I am today," said Margenthaler. His father, Jack, coached 15 seasons at Western Illinois University before retiring from coaching after an 11-year stint at SIUE. Ty's brother, Matt, was a member of the South Dakota State coaching staff for six seasons, and recently finished his 10th year as head coach at Minnesota State University Mankato.

Margenthaler's playing experience includes two years at Indian Hills Community College (1992-94) before joining his father at SIUE for his final two collegiate seasons, where he averaged 10 points per game and started every contest.

Margenthaler earned his degree in physical education/kinesiology. Margenthaler earned All-State basketball honors as a senior at Macomb High School. He coached for two years at SIUE, aiding the Cougars to a 19-9 record and NCAA Division II Tournament appearance in 1998-99.

Margenthaler worked as a high school coach at Roxana (Ill.) High School from 1997-99, earning Alton Telegraph Coach of the Year honors after leading his team to the South Central Conference title and regional championship. Margenthaler and his wife, Julie, have two sons, Brice and Nate.





### The Ty Margenthaler File

Year(s)	School	Position	Head Coach Record		
			W	L	Pct.
2000-05	Bradley University	Assistant Coach			
2006-11	University of Wisconsin	Assistant Coach			
2011-12	Southeast Missouri State University	Head Coach	7	22	.241





## Assistant Coaches



**Ben Coomes**

- » Assistant Coach
- » Second Season
- » Indiana '04



Ben Coomes returns to Ty Margenthaler's women's basketball coaching staff for his second year as an assistant coach at Southeast Missouri.

Coomes serves as the women's basketball program's recruiting coordinator and handles scheduling. He works primarily with the Redhawks' offense, particularly the post players, and splits academic monitoring duties with the rest of the assistant coaches.

In his first year at Southeast, the Redhawks got a career season from forward Brittany Harriel. Harriel averaged 10.2 points and 6.9 rebounds per game while shooting 46.0 percent from the field, all of which represented career highs.

Coomes has over 10 years of experience in college basketball in varying capacities at four different schools. Before arriving at Southeast, he spent two seasons as the video coordinator at Purdue where he coordinated film exchange and served a valuable role breaking down game film for scouting purposes. He also produced highlight and motivational videos along with creating video for individual player

development while maintaining the Boilermakers' video archives.

Prior to his stint in West Lafayette, Ind., Coomes served as an assistant coach at Belmont during the 2007-08 season. He was also an assistant coach and the recruiting coordinator at Lambuth for the 2006-07 campaign, where he helped lead the Eagles to their first NAIA National Championship in any sport. That title came two seasons after Lambuth won only nine games in 2004-05. Standouts Reggie Maddox (the NAIA Tournament MVP) and Tara Robinson also went on from Lambuth to play professionally overseas.

Before breaking into coaching, Coomes served as the director of basketball operations at Evansville from 2004 to 2006. That was his first postgraduate position after he spent all four years of his undergraduate as a manager for the Indiana women's basketball team. He was the head manager at IU for his last two years.

Coomes graduated with a bachelor's in sport communications from Indiana in 2004.



**Heather Ezell**

- » Assistant Coach
- » Second Season
- » Iowa State '09



Heather Ezell is back on head coach Ty Margenthaler's staff for her second season at Southeast Missouri State.

Ezell is responsible for developing the Redhawks' guards on the court while playing a vital role in organizing practices, game planning, scouting and running summer camps.

During the 2011-12 season, Ezell helped point guard Bianca Beck post her finest season with the Redhawks. After averaging only 3.9 points per game and dishing out a meager 44 assists as a junior, Beck averaged a career-high 7.0 points and 4.1 assists per game while putting together a 1.32 assist to turnover ratio. Beck's development over the past year earned her a professional contract overseas.

Ezell spent the 2010-11 season as an assistant coach at Fairfield University, where 17-13 overall record and a 10-8 mark in the Metro Atlantic Athletic Conference. She worked primarily with the Stags perimeter players, while also assisting in the day-to-day operations of the program – including practice and game planning, recruiting and coordinating the team's community service efforts.

A decorated athlete both collegiately and professionally, Ezell starred as a four-year letter winner at Iowa State University. During her playing career, she tied

the Cyclones' career record with 287 made three-point field goals and finished 10th in program history with 1,339 points. In her senior season, Ezell earned second-team All-Big 12 honors. She finished that season ranked 27th in the nation with 2.5 three-point field goals made per game and ranked eighth in the Big 12 with 3.5 assists a contest. She also earned a spot on the 2008 Big 12 All-Tournament team, the only player on the all-tournament team who was not in the tournament championship game. Her selection was helped by draining a conference record 17 three-pointers in three tournament games, including a record eight in an upset of top-seeded Kansas State.

Ezell took her game professional in 2009-10, playing in Iceland for Haukar in the Iceland Express League, where she was named the Best Player. She led the league in points and steals while finishing second in assists and rebounds. She also earned the MVP award in the league's All-Star Game.

A Springfield, Mo., native, Ezell starred on the court for Kickapoo High School, which she led to two state championships and compiled a record of 113-7. She was also named Miss Show Me (Missouri Miss Basketball) in 2005.

Ezell graduated from Iowa State in 2009 with degrees in management and marketing.





## Assistant Coaches



### Dionnah Jackson

- » Assistant Coach
- » Third Season
- » Oklahoma '05

Dionnah Jackson returns to Southeast Missouri State for her third season on the women's basketball coaching staff, her second under head coach Ty Margenthaler. The St. Louis native just completed a five-year professional playing career overseas.

Jackson will assist in coaching the Redhawks' offense and work closely with their guards. Her other duties include assisting with player development, academics, scouting, recruiting, overseeing team travel, fundraising, camps and other administrative roles.

During the 2011-12 season, Jackson helped point guard Bianca Beck post her finest season with the Redhawks. After averaging only 3.9 points per game and dishing out a meager 44 assists as a junior, Beck averaged a career-high 7.0 points and 4.1 assists per game while putting together a 1.32 assist to turnover ratio. Beck's development over the past year earned her a professional contract overseas.

Jackson played four seasons at the University of Oklahoma under the tutelage of coaching legend Sherri Coale. As a three-year starting point guard and three-time team captain, Jackson cracked the top-ten in 17 of Oklahoma's 22 all-time records lists, most notably finishing her career second in assists (606), third in steals (265), fourth in rebounds (829), fifth in blocked shots (64) and ninth in points scored (1,491).

In 131 games, she averaged 11.4 points, 6.3 rebounds, 4.6 assists and 2.1 steals per game. She was an honorable mention All-American selection and Wade & Naismith National Player of the Year finalist her senior season.

She averaged 14.6 points, 8.5 rebounds, 5.8 assists and 2.2 steals per game

in her final collegiate season. Jackson was named to the All-Big 12 first team after garnering second team honors her junior and sophomore seasons.

As a junior, she was named the Big 12 Tournament's Most Valuable Player after leading the Sooners to the second of two conference championships during her playing career. As a freshman, she appeared in all 36 games and was a key player in the Sooner's first-ever Final Four appearance and a runner-up finish for the NCAA Women's National Title.

The St. Louis, Mo. native culminated a brilliant collegiate playing career by being selected in the First Round of the 2005 WNBA Draft by the Detroit Shock. During the 2007 season she was a member of the Chicago Sky.

During her final season in Israel for Maccabi Tel Kabir in Tel Aviv, she averaged 15.6 points and 6.4 rebounds per game. Jackson also played for teams in Switzerland and Greece prior to competing in Israel.

Jackson played her high school basketball at Parkway West High School in St. Louis where she was named the Missouri Player of the Year in 2001. She was a two-time All-State selection and led her team to a 102-12 record during her four-year playing career.

Jackson earned her degree in Mass Communications from Oklahoma in 2005 and is currently pursuing a master's degree in Higher Education at Southeast.

## Women's Basketball Support Staff




**Renee Wood**  
Basketball Operations



**Karley Evans**  
Video Coordinator



**Dan Smith**  
Athletic Trainer



**Neil Bradley**  
Manager



**Elizabeth Jost**  
Manager



# Because Pioneers Lead The Way

## Those They Lead Are Limitless



Dr. Kala Stroup  
14th President  
Southeast Missouri State University



Cindy Gannon  
Senior Associate Director of  
Athletics & Senior Woman Administrator  
Southeast Missouri State University



Lana Richmond  
Head Softball Coach  
Southeast Missouri State University



Georganne Syler  
Former Faculty Athletics Representative  
& Registered Dietitian  
Southeast Missouri State University



Linda Wells  
Former Olympic Coach, Six-Time Hall of  
Fame Inductee and Southeast Missouri  
State University Alumnae



# CELEBRATING 40 YEARS OF TITLE IX





## Player Profiles

IN THIS SECTION...

- » Returner Bios/Statistics
- » Newcomer Bios







## Returner Bios/Statistics

# 11

»Guard »5-7 »So. »Cape Girardeau, Mo. »Notre Dame HS

Allyson Bradshaw



**2011-12:** Played in all 29 games ... named a Southeast Scholar-Athlete ... averaged 17.4 minutes per game off the bench ... led all Redhawk reserves with 5.3 points per game while making 34 three-pointers (tied for the team lead) ... made 29.1 percent of her tries from beyond the arc ... averaged 6.3 points per game over the last 24 games after scoring only three total points in the first five games of the year ... scored in double figures five times ... connected on five three-pointers and scored a season-high 17 points in a victory over Austin Peay (1/30) ... scored 13 points off the bench and drilled the game-winning three-pointer with 1:58 remaining against Arkansas State (11/29) ... other double-figure games included 11 points against both Central Michigan (12/18) and Murray State (12/31) and 12 points at Murray State (2/11) ... scored first collegiate points on a three-pointer at Saint Louis (11/13).

**Prep:** Lettered four times in basketball and three times each in soccer and volleyball for Notre Dame Regional HS ... led her basketball team to a runner-up finish in the 2010 Class 4 State Tournament ... starting point guard since her freshman season, ... garnered second-team all-state honors after averaging 15.2 points, 4.8 assists and 3.1 steals per game during the Bulldogs' state title run ... also shot 54-percent from the field and over 40-percent from three-point range ... named first team all-district, all-region and all-conference in leading the state's No. 2 ranked team to a 26-5 record ... three-sport star for the Bulldogs, playing and starting for both the volleyball and soccer teams the last two years ... as a member of the volleyball team she was one of the team's top outside hitters and helped the team to back-to-back state volleyball Final Four appearances.

**Personal:** Full name is Allyson Marie Bradshaw ... born Dec. 14, 1992 in Cape Girardeau, Mo. ... parents are Scott and Michelle Bradshaw.

Bradshaw's Career Totals at Southeast Missouri

Year	gp-gs	min	avg	fg-fga	pct	3fg-3fga	pct	ft-fta	pct	off	def	tot	avg	pf	fo	ast	t/o	blk	stl	pts	avg
2011-12	29-0	504	17.4	44-162	.272	34-117	.291	31-43	.721	8	24	32	1.1	45	2	16	56	0	16	153	5.3
<b>TOTAL</b>	<b>29-0</b>	<b>504</b>	<b>17.4</b>	<b>44-162</b>	<b>.272</b>	<b>34-117</b>	<b>.291</b>	<b>31-43</b>	<b>.721</b>	<b>8</b>	<b>24</b>	<b>32</b>	<b>1.1</b>	<b>45</b>	<b>2</b>	<b>16</b>	<b>56</b>	<b>0</b>	<b>16</b>	<b>153</b>	<b>5.3</b>





### Bradshaw's Career Game-by-Game

2011-12	min	fg-fga	3fg-fga	ft-fita	off-def	tot	ast	t/o	blk	stl	pts
at NC State	11	0-2	0-2	0-0	0-0	0	0	2	0	0	0
at Saint Louis	9	1-6	1-5	0-0	0-1	1	0	0	0	0	3
at UIC	2	0-0	0-0	0-0	0-0	0	0	0	0	0	0
Mississippi	2	0-0	0-0	0-0	1-2	3	0	2	0	0	0
at UAB	7	0-1	0-0	0-0	0-0	0	0	1	0	1	0
vs Samford	8	2-7	2-5	0-0	0-0	0	0	0	0	0	6
Ark. State	28	4-7	3-5	2-3	0-0	0	1	3	0	0	13
at N. Iowa	11	2-4	2-4	0-0	1-1	2	0	0	0	0	6
Lindenwood	14	1-6	0-4	2-2	1-0	1	0	0	0	1	4
at Western Michigan	18	0-2	0-0	0-0	0-1	1	2	2	0	1	0
vs Central Michigan	22	2-9	2-5	5-6	0-3	3	1	0	0	3	11
at Wright State	20	1-3	1-6	3-4	0-1	1	1	3	0	2	6
vs Longwood	12	1-4	1-4	1-2	0-1	1	0	1	0	0	4
Morehead State	14	2-3	1-1	1-2	2-1	3	1	2	0	0	6
Murray State	30	2-6	1-3	6-8	0-0	0	2	1	0	0	11
Jacksonville State	25	1-5	0-2	4-5	0-1	1	1	8	0	0	6
at Eastern Kentucky	10	0-3	0-2	1-2	0-0	0	0	1	0	0	1
Eastern Illinois	22	1-11	1-7	2-3	0-0	0	0	6	0	0	5
SIUE	17	2-10	1-3	0-0	0-3	3	0	2	0	0	5
at Tennessee Tech	14	2-5	2-4	0-0	0-1	1	0	2	0	0	6
at UT Martin	24	1-6	1-4	0-0	1-4	5	0	4	0	0	3
Austin Peay	22	5-9	5-8	2-2	0-0	0	0	4	0	0	17
at Eastern Illinois	26	1-7	1-5	0-2	0-0	0	0	1	0	2	3
Tennessee State	18	2-5	1-3	2-2	0-0	0	1	2	0	1	7
at Murray State	27	4-7	4-6	0-0	0-0	0	1	1	0	1	12
at SIUE	31	2-9	1-3	0-0	2-1	3	2	3	0	2	5
UT Martin	17	2-7	1-4	0-0	0-1	1	1	1	0	1	5
at Jacksonville State	26	3-10	2-9	0-0	0-1	1	1	2	0	0	8
at Austin Peay	18	0-3	0-3	0-0	0-1	1	1	2	0	1	0
Totals	504	44-162	34-117	31-43	8-24	32	16	56	0	16	153

### Career-Highs

**Points:** 17, vs. Austin Peay (1/30/12)

**Rebounds:** 5, at UT Martin (1/28/12)

**Assists:** 2, four times, last at SIU Edwardsville (2/13/12)

**Blocks:** N/A

**Steals:** 3, vs. Central Michigan (12/18/11)

**FG Made:** 5, vs. Austin Peay (1/30/12)

**3FG Made:** 5, vs. Austin Peay (1/30/12)

**FT Made:** 6, vs. Murray State (12/31/12)





## Returner Bios/Statistics

# 4

»Forward »6-1 »Sr. »Cincinnati, Ohio »Lakota West HS

Brittany Harriel



**2011-12:** Played in all 29 games, starting the last 28 ... named a Southeast Scholar-Athlete ... member of the OVC Commissioner's Honor Roll ... led the team with 10.2 points and 6.9 rebounds per game ... shot a team-best 46.0 percent from the field and made a team-high 76.6 percent of her free throws ... averaged a team-best 11.9 points and 7.4 rebounds per game in OVC play while shooting a team-high 49.0 percent from the field ... scored in double figures 17 times, tying for the team lead, and notched a team-best six double-doubles ... grabbed 10 or more rebounds eight times after doing so only five times in her first two years ... scored nine of Southeast's last 10 points to finish with 18 points and 13 rebounds in a win over Longwood (12/20) ... scored a career-high 26 points on 11-of-18 shooting while grabbing 12 boards against Murray State (12/31) ... tallied 12 points and 11 rebounds in a win over Jacksonville State (1/2) ... poured in 13 points and pulled down 10 rebounds against SIU Edwardsville (1/16) ... led Southeast with 12 points at Tennessee Tech (1/21) ... grabbed a career-high 15 rebounds in a win over Tennessee State (2/4) ... poured in 10 points and narrowly missed a double-double with eight rebounds against Ole Miss (11/21) ... also dished out three assists against the Rebels ... tallied 16 points while grabbing 10 rebounds at Murray State (2/11) ... scored 13 of Southeast's first 20 points and finished with a game-high 17 in a win at Jacksonville State (2/23) ... tallied 15 points and seven rebounds in the season finale at Austin Peay (2/25).

**2010-11:** Started 26 of the 29 games she played ... tied for the team lead in scoring (8.9 points per game) and led all Redhawks in rebounding (6.7 rebounds per game-eighth in the OVC), field goal percentage (.420) and three-point percentage (.324) ... ranked second on the team in free throw percentage (.818) ... led the team in rebounding 19 times and topped all Redhawk scorers eight times ... tied for the team lead with 10 double-figure scoring efforts and grabbed 10+ rebounds a team-best four times ... ranked second on the team with 18 blocked shots and fifth with 17 steals ... recorded two double-doubles: a 10 points, 12 board performance in a win over Eastern Kentucky (1/15) and a 14 point, 12 rebound

effort coming off the bench in the season finale at Austin Peay (2/26) ... scored a career-high 23 points in a victory at Eastern Kentucky (2/10) ... blocked a season-best four shots at Eastern Illinois (2/5).

**2009-10:** Played in 28 games, making three starts ... averaged 3.7 points and 3.5 rebounds per game ... fourth on the team with 98 rebounds ... in non-conference games, averaged 4.2 ppg and 4.4 rpg ... averaged 5.3 ppg and 5.1 rpg while shooting .417 (5-12) from threepoint range ... made five three-pointers on the year ... came off the bench to lead the team with 12 points vs. Eastern Illinois (2/6) ... in collegiate debut vs. UMSL (11/13) scored eight points and led the team with eight rebounds ... scored eight points and collected a team-best nine rebounds vs. Southern Miss (11/16) ... led the team in rebounding in four games ... recorded seven or more rebounds in seven games ... had a season-high 10 rebounds vs. Eastern Kentucky (2/11) ... led team in blocked shots in four games ... recorded first collegiate block vs. Bethel (12/9) ... season-high two blocks at Central Arkansas (12/19) ... led team in steals in five games ... had a season-high three steals vs. UMSL (11/13) ... was the first player of the bench in six games ... made first career start vs. Murray State (1/23) ... member of the OVC Commissioner's Honor Roll ... Southeast Scholar Athlete.

**Prep:** Played at Lakota West High School in Cincinnati, Ohio ... coached by Andy Fishman ... Cincinnati Enquirer All-Ohio Honorable Mention ... second-team all-conference selection as a senior ... averaged 8.0 ppg, 7.0 rpg, shot over 50-percent from the field and 70-percent from the free throw line as a senior ... helped her team to back-to-back state Final Four appearances ... also played volleyball ... member of the National Honor Society ... Honor Roll Student.

**Personal:** Born May 25, 1991 ... daughter of Sean and Megan Harriel ... her mother was inducted in Bowling Green State University's Hall of Fame in 2006 as a standout for their basketball and volleyball teams.

Harriel's Career Totals at Southeast Missouri

Year	gp-gs	min	avg	fg-fga	pct	3fg-3fga	pct	ft-fta	pct	off	def	tot	avg	pf	fo	ast	t/o	blk	stl	pts	avg
2009-10	28-3	417	14.9	38-111	.342	5-18	.278	23-33	.697	34	64	98	3.5	42	1	10	34	6	13	104	3.7
2010-11	29-26	813	28.0	94-224	.420	24-74	.324	45-55	.818	43	151	194	6.7	76	3	21	58	18	17	257	8.9
2011-12	29-28	799	27.6	115-250	.460	7-38	.184	59-77	.766	65	136	201	6.9	69	1	29	61	18	27	296	10.2
<b>TOTAL</b>	<b>86-57</b>	<b>2029</b>	<b>23.6</b>	<b>247-585</b>	<b>.422</b>	<b>36-130</b>	<b>.277</b>	<b>127-165</b>	<b>.770</b>	<b>142</b>	<b>351</b>	<b>493</b>	<b>5.7</b>	<b>187</b>	<b>5</b>	<b>60</b>	<b>153</b>	<b>42</b>	<b>57</b>	<b>657</b>	<b>7.6</b>



## Harriel's Career Game-by-Game

2009-10	min	fg-fga	3fg-fga	ft-fa	off-def	tot	ast	t/o	blk	stl	pts
UMSL	19	3-5	1-2	1-2	2-6	8	2	3	0	3	8
Southern Mississippi	24	4-7	0-0	0-4	4-5	9	0	2	0	0	8
at Missouri State	11	1-3	0-0	0-0	0-0	0	0	1	0	1	2
at Indiana State	8	0-1	0-0	0-0	0-0	0	0	0	0	0	0
UW-Green Bay	11	1-1	1-1	0-0	0-3	3	0	1	0	1	3
at Austin Peay	11	2-5	0-0	0-0	2-2	4	0	3	0	0	4
at Tennessee State	13	1-7	0-1	0-0	2-1	3	0	1	0	1	2
Bethell	24	4-9	0-1	1-1	3-3	6	0	1	1	1	9
UT Arlington	26	0-3	0-1	2-2	1-5	6	0	2	0	0	2
at Central Arkansas	19	1-3	0-2	0-0	1-2	3	1	4	2	0	2
at UALR	23	0-2	0-0	2-2	0-2	2	0	3	0	0	2
Tennessee Tech	8	0-2	0-0	0-0	0-1	1	0	0	0	0	0
Jacksonville State	6	0-3	0-1	0-0	0-1	1	0	1	0	0	0
at Eastern Illinois	8	1-5	0-1	0-0	2-0	2	0	1	0	0	2
at Morehead State	10	0-1	0-0	2-2	0-1	1	0	1	0	0	2
at Eastern Kentucky	4	0-1	0-0	2-2	0-1	1	0	0	0	0	2
UT Martin	21	4-8	0-1	0-0	4-0	4	1	0	0	2	8
Murray State*	14	1-3	0-0	0-0	2-1	3	0	3	0	0	2
at Jacksonville State	14	2-5	0-1	0-0	0-2	2	2	1	0	1	4
at Tennessee Tech	10	0-2	0-0	0-0	0-0	0	1	1	1	0	0
SIUE	21	1-1	0-0	4-4	0-7	7	1	2	0	0	6
Eastern Illinois	25	4-7	2-2	2-2	0-2	2	0	1	0	1	12
Eastern Kentucky	26	2-9	1-1	4-8	6-4	10	1	1	1	1	9
Morehead State*	14	3-5	0-1	0-0	1-7	8	0	0	0	0	6
at Murray State	16	1-3	0-1	0-0	1-2	3	0	1	0	1	2
at UT Martin	5	0-4	0-0	0-0	1-0	1	0	0	0	0	0
Tennessee State	4	0-2	0-0	0-0	0-0	0	0	0	0	0	0
Austin Peay	22	2-4	0-1	3-4	2-6	8	1	0	1	0	7
Totals	417	38-111	5-18	23-33	34-64	98	10	34	6	13	104

2010-11	min	fg-fga	3fg-fga	ft-fa	off-def	tot	ast	t/o	blk	stl	pts
vs Sam Houston State	26	2-6	0-1	4-5	4-4	8	1	2	0	1	8
vs Jackson State	33	1-5	0-1	1-1	3-4	7	1	2	0	0	3
Northern Iowa	30	6-8	2-4	3-3	0-5	5	1	4	0	0	17
at Louisville	22	2-5	0-2	0-0	2-1	3	0	1	1	2	4
Marquette	27	3-7	1-4	1-1	2-3	8	2	1	0	0	8
at UT Arlington	27	5-10	2-4	3-4	0-7	7	0	1	0	0	15
Austin Peay	34	6-14	1-4	0-0	3-4	7	0	2	0	2	13
Tennessee State	32	2-7	2-2	2-2	2-7	9	2	0	0	0	8
Western Michigan	32	5-12	1-4	1-2	2-4	6	1	4	0	2	12
at UW-Green Bay	20	1-2	0-1	0-0	0-2	2	1	1	1	0	2
at Jacksonville State	28	3-8	1-1	0-1	0-1	1	2	1	0	0	7
at Tennessee Tech	30	3-8	1-2	2-3	1-4	5	1	2	2	1	9
Lindenwood-Belleville	21	2-8	0-2	0-0	1-5	6	0	1	2	0	4
at Notre Dame	19	0-2	0-1	0-0	0-3	3	1	1	0	0	0
Eastern Illinois	35	5-11	1-4	4-4	4-5	9	0	2	3	1	15
Morehead State	18	4-7	1-2	0-0	0-2	2	1	2	1	0	9
Eastern Kentucky	33	4-5	0-0	2-4	3-9	12	0	2	0	0	10
at UT Martin	26	3-8	0-0	2-4	3-4	7	0	3	0	2	8
at Murray State	31	3-8	1-4	2-3	3-10	13	0	1	2	2	9
Jacksonville State	36	3-9	0-1	0-0	1-9	10	0	1	0	1	6
Tennessee Tech	25	1-5	1-4	2-2	1-4	5	0	3	0	0	5
at Eastern Illinois	27	5-7	3-5	4-4	1-4	5	0	5	4	2	17
at Eastern Kentucky	32	9-19	1-3	4-4	0-6	6	1	1	0	0	23
at Morehead State	23	0-5	0-1	0-0	1-5	6	0	3	0	0	0
Murray State	30	3-5	1-3	0-0	0-9	9	0	2	0	0	7
UT Martin	33	3-10	0-3	0-0	1-5	6	2	5	0	0	6
at SIUE	27	2-7	0-2	2-2	1-3	7	2	0	1	1	6
at Tennessee State	26	4-0	2-5	2-2	0-8	8	1	3	1	0	12
at Austin Peay	30	4-7	2-4	4-4	4-8	12	1	2	0	0	14
Totals	813	84-224	24-74	45-55	43-131	194	21	58	13	17	257

2011-12	min	fg-fga	3fg-fga	ft-fa	off-def	tot	ast	t/o	blk	stl	pts
at NC State	21	2-6	0-1	2-3	2-2	4	0	1	1	0	6
at Saint Louis	27	2-5	0-2	0-0	3-4	7	0	1	1	1	4
at UIC	17	1-2	0-0	0-1	1-0	1	0	2	0	1	2
Ole Miss	37	4-9	0-1	2-3	2-6	8	3	4	0	2	10
at UAB	22	2-4	0-1	1-3	1-2	3	2	2	0	0	5
vs Samford	27	4-11	2-5	2-2	2-5	7	1	1	1	0	12
Arkansas State	29	3-7	0-0	0-0	5-5	10	0	1	1	0	6
at Northern Iowa	34	4-7	1-2	2-2	1-7	8	0	7	0	0	11
Lindenwood	27	4-6	0-1	0-0	1-4	5	0	2	1	1	8
at Western Michigan	19	3-6	0-1	0-0	2-3	5	1	0	0	2	6
vs Central Michigan	24	4-11	1-3	1-2	2-7	9	0	6	1	0	10
at Wright State	23	3-10	0-2	2-3	1-2	3	1	2	0	1	8
vs Longwood	35	5-15	0-2	3-9	4-9	13	3	1	1	2	18
Morehead State	32	1-2	0-1	0-0	1-3	9	1	1	0	1	2
Murray State	32	11-18	0-2	4-6	6-6	12	0	4	0	3	26
Jacksonville State	33	5-11	0-1	2-2	3-3	11	2	1	1	1	12
at Eastern Kentucky	34	4-16	0-2	3-4	3-8	11	0	2	0	0	11
Eastern Illinois	21	0-3	0-1	2-2	1-4	5	1	1	0	0	2
SIUE	30	6-8	0-0	1-3	1-9	10	0	3	2	3	13
at Tennessee Tech	31	6-11	0-2	0-1	2-2	4	1	1	1	2	12
at UT Martin	19	1-4	0-0	2-2	1-1	2	1	2	0	1	4
Austin Peay	34	5-8	0-1	5-7	2-3	5	1	0	1	2	15
at Eastern Illinois	23	5-8	0-0	1-1	0-3	3	1	3	0	1	11
Tennessee State	27	4-11	0-1	0-0	7-8	15	2	3	2	0	8
at Murray State	33	5-14	1-3	5-6	4-6	10	1	0	2	1	16
at SIUE	18	3-5	0-0	4-4	0-1	1	2	0	1	0	10
UT Martin	26	8-11	0-0	0-0	2-5	7	2	4	1	0	16
at Jacksonville State	29	5-11	1-2	6-7	4-2	6	3	4	0	1	17
at Austin Peay	35	5-10	1-1	4-4	1-6	7	0	2	1	1	15
Totals	799	115-250	7-38	59-77	65-136	201	29	61	18	27	296

### Career-Highs

**Points:** 26, vs. Murray State (12/31/11)  
**Rebounds:** 15, vs. Tennessee State (2/4/12)  
**Assists:** 3, three times, last at Jacksonville State (2/23/12)  
**Blocks:** 4, at Eastern Illinois (2/5/11)  
**Steals:** 3, three times, last vs. SIU Edwardsville (1/16/12)  
**FG Made:** 11, vs. Murray State (12/31/11)  
**3FG Made:** 3, at Eastern Illinois (2/5/11)  
**FT Made:** 8, vs. Longwood (12/20/11)





## Returner Bios/Statistics

# 32

»Forward »6-0 »Jr. »Columbus, Ohio »Mifflin HS

Patricia Mack



**2011-12:** Played all 29 games, earning a start in the season-opener at NC State (11/11) ... named a Southeast Scholar-Athlete ... averaged 5.1 rebounds per game (third on the team) in only 15.8 minutes per contest ... scored a career-high 15 points and grabbed 11 rebounds for her third career double-double in the conference opener against Morehead State (12/28) ... tied a career-high with 13 rebounds at SIU Edwardsville (2/13) ... pulled down eight rebounds in 14 minutes against Arkansas State (11/29) ... scored five points and corralled seven rebounds in 11 minutes of action during a win over Lindenwood (12/3) ... tallied eight points and grabbed six rebounds off the bench in a win over Tennessee State (2/4).

**2010-11:** Limited to two games due to a knee injury ... scored two points and grabbed one rebound in the season opener against Sam Houston State (11/12).

**2009-10:** Played in 27 games, making nine starts ... averaged 4.9 points and 5.4 rebounds per game ... averaged 5.8 points per game and 6.1 rebounds per game in OVC contests ... in home games, averaged 6.4 rebounds per game ... led the team in scoring in four games ... recorded five double-digit scoring games ... tied for the team lead with two double-doubles ... had first career double-double vs. Tennessee Tech (1/2) with 12 points and a season-high 13 rebounds ... recorded ten points and 12 rebounds vs. Murray State (1/23) ... had a season-high 13 points and collected eight rebounds vs. SIUE (2/2) ... scored 12 points and recorded eight rebounds at Jacksonville State (1/28) ... played a season-high 33 minutes at Tennessee Tech, finishing with 11 points and nine rebounds ... tied for the team lead in rebounding average ... second on the team with 145 total rebounds ... averaged a team-high 3.9 defensive rebounds per

game ... led the team in rebounding ten times ... recorded four double-digit rebounding games ... had seven or more rebounds in nine games ... tied season-high with 13 rebounds vs. Jacksonville State (1/4) ... collected a season-high eight offensive rebounds vs. Murray State (1/23) ... finished with ten rebounds vs. Morehead State (2/13) ... third on the team with 34 assists ... led the team in assists in three games ... finished with a season-high four assists at Jacksonville State (1/28) ... second on the team with 11 blocks ... led the team in blocks in six games ... had a season-high three blocks at Tennessee Tech (1/30) ... finished with two blocks at Missouri State (11/21) ... led the team in steals in seven games ... had three or more steals in two games ... season-high three steals at Eastern Illinois (1/9) and vs. SIUE (2/2) ... made eight three-pointers ... made first career start at Indiana State (11/24) ... Southeast Scholar Athlete.

**Prep:** Played at Mifflin High School in Columbus, Ohio ... coached by Troy Taylor ... All-Ohio Honorable Mention ... Columbus Dispatch All-Metro First Team ... two-time all-city selection ... averaged 12.0 ppg and 8.0 rpg for the Lady Punchers during her senior season ... team advanced to the Division II "Sweet 16" in the Ohio State Tournament ... team reached the semifinals her junior season ... averaged 9.0 ppg as the team's starting forward her junior season ... named team MVP her senior season ... heading into her senior season she was rated as one of the top 100 players in the state of Ohio by ESPN.com ... played volleyball and softball ... Honor Roll Student.

**Personal:** Born Jan. 16, 1991 ... daughter of Patrick Mack and Elizabeth Smoot ... her brother Patrick Phelps plays football at Wesley College ... majoring in nursing.

Mack's Career Totals at Southeast Missouri

Year	gp-gs	min	avg	fg-fga	pct	3fg-3fga	pct	ft-fa	pct	off	def	tot	avg	pf	fo	ast	t/o	blk	stl	pts	avg
2009-10	27-9	533	19.7	51-145	.352	8-36	.222	23-47	.489	41	104	145	5.4	76	4	34	57	11	20	133	4.9
2010-11	2-0	18	9.0	1-3	.333	0-0	.000	0-1	.000	1	0	1	0.5	4	0	0	3	0	0	2	1.0
2011-12	29-1	458	15.8	31-82	.378	0-5	.000	30-46	.652	56	93	149	5.1	72	2	16	42	6	15	92	3.2
<b>TOTAL</b>	<b>58-10</b>	<b>1009</b>	<b>17.4</b>	<b>83-230</b>	<b>.361</b>	<b>8-41</b>	<b>.195</b>	<b>53-94</b>	<b>.564</b>	<b>98</b>	<b>197</b>	<b>295</b>	<b>5.1</b>	<b>152</b>	<b>6</b>	<b>50</b>	<b>102</b>	<b>17</b>	<b>35</b>	<b>227</b>	<b>3.9</b>



## Mack's Career Game-by-Game

2009-10	min	fg-fga	3fg-fga	ft-fa	off-def	tot	ast	t/o	blk	stl	pts
UMSL	15	2-6	0-0	0-0	1-3	4	0	4	0	2	4
Southern Mississippi	13	0-1	0-0	0-0	0-0	0	1	0	0	0	0
at Missouri State	20	2-6	1-3	0-1	0-4	4	2	2	2	1	5
at Indiana State	22	0-7	0-4	0-0	2-4	6	0	0	0	1	0
UW-Green Bay	19	1-3	0-1	1-4	1-6	7	1	2	1	0	3
at Austin Peay	10	0-1	0-0	0-0	0-0	0	0	0	0	2	0
at Tennessee State	9	2-2	1-1	0-0	0-1	1	0	2	0	0	5
Bethel	6	0-0	0-0	0-0	0-1	1	0	1	0	0	0
UT Arlington	8	1-3	0-1	0-1	3-2	5	0	1	0	0	2
at Central Arkansas	8	3-3	0-0	0-0	1-1	2	1	2	1	0	6
at UALR	15	1-6	0-1	0-2	2-3	5	3	6	0	0	2
Tennessee Tech	29	6-10	0-0	0-0	6-7	13	1	4	0	0	12
Jacksonville State	28	4-8	0-0	1-2	3-9	12	0	1	0	1	9
at Eastern Illinois	22	1-7	0-1	2-2	1-3	4	3	1	1	3	4
at Morehead State	19	1-3	0-0	1-2	0-3	3	1	3	0	0	3
at Eastern Kentucky	16	1-3	0-0	0-0	1-1	2	0	2	0	1	2
UT Martin	24	0-3	0-1	1-6	2-2	4	3	1	1	2	1
Murray State	22	3-7	1-2	3-10	8-4	12	1	1	0	0	10
at Jacksonville State	32	4-9	2-5	2-2	1-7	8	4	2	1	2	12
at Tennessee Tech	33	3-6	1-1	4-6	2-7	9	1	4	3	0	11
SIUE	29	5-12	2-5	1-2	0-8	8	2	4	0	3	13
Eastern Illinois	28	0-3	0-0	0-0	1-2	3	3	5	0	1	0
Morehead State	24	1-9	0-2	2-2	0-10	10	2	3	1	0	4
at Murray State	24	3-7	0-2	2-2	2-7	9	1	2	0	1	8
at UT Martin	13	0-2	0-1	0-0	1-2	3	0	2	0	0	0
Tennessee State	23	3-9	0-4	3-3	2-4	6	3	2	0	0	9
Austin Peay	22	4-9	0-1	0-0	1-3	4	1	0	0	0	8
Totals	533	51-145	8-36	28-47	41-104	145	34	57	11	20	133

2010-11	min	fg-fga	3fg-fga	ft-fa	off-def	tot	ast	t/o	blk	stl	pts
vs Sam Houston St.	14	1-2	0-0	0-1	1-0	1	0	2	0	0	2
vs Jackson State	4	0-1	0-0	0-0	0-0	0	0	1	0	0	0
Totals	18	1-3	0-0	0-1	1-0	1	0	3	0	0	2

2011-12	min	fg-fga	3fg-fga	ft-fa	off-def	tot	ast	t/o	blk	stl	pts
at NC State	17	0-4	0-1	0-0	0-2	2	0	3	0	0	0
at Saint Louis	12	0-3	0-0	0-0	3-1	4	1	1	0	1	0
at UIC	20	1-1	0-0	0-0	1-2	3	0	0	0	0	2
Ole Miss	12	0-3	0-0	0-0	2-1	3	0	3	0	1	0
at UAB	15	0-1	0-0	0-0	1-5	6	1	0	0	0	0
vs Samford	13	3-4	0-0	0-0	2-2	4	1	4	0	1	6
Arkansas State	14	0-0	0-0	0-0	2-6	8	1	3	0	0	0
at Northern Iowa	12	1-2	0-0	0-1	0-3	3	2	2	0	0	2
Lindenwood	11	1-2	0-0	3-4	5-2	7	1	0	0	0	5
at Western Michigan	9	1-2	0-0	0-0	0-3	3	0	2	0	0	2
vs Central Michigan	24	2-4	0-1	5-8	4-6	10	0	3	0	1	9
at Wright State	16	1-1	0-0	1-2	2-6	8	0	3	0	1	3
vs Longwood	5	0-0	0-0	0-0	0-0	0	0	2	0	0	0
Morehead State	29	5-7	0-0	5-8	3-3	11	1	3	0	4	15
Murray State	23	1-2	0-0	0-0	7-3	10	1	1	0	1	2
Jacksonville State	12	1-2	0-0	2-2	0-2	2	0	2	0	0	4
at Eastern Kentucky	26	2-7	0-0	2-2	3-4	7	2	0	0	0	6
Eastern Illinois	18	0-4	0-1	1-2	3-3	6	0	1	1	1	1
SIUE	15	1-1	0-0	0-0	3-0	3	1	0	0	0	2
at Tennessee Tech	16	2-6	0-0	2-2	0-4	4	1	0	0	0	6
at UT Martin	13	0-1	0-0	0-0	3-6	9	1	2	0	0	0
Austin Peay	13	1-2	0-0	1-2	0-3	3	1	0	1	0	3
at Eastern Illinois	15	1-2	0-0	0-1	0-2	2	0	1	0	1	2
Tennessee State	22	2-7	0-0	4-4	4-2	6	0	2	2	1	8
at Murray State	7	0-0	0-0	0-0	0-3	3	1	1	0	0	0
at SIUE	25	3-6	0-1	2-5	6-7	13	0	0	1	0	8
UT Martin	21	1-5	0-1	1-2	1-5	6	0	1	0	1	3
at Jacksonville State	18	0-1	0-0	0-0	0-1	1	0	2	1	1	0
at Austin Peay	5	1-2	0-0	1-1	1-1	2	0	0	0	0	3
Totals	453	31-82	0-5	30-46	56-93	149	16	42	6	15	92

### Career-Highs

**Points:** 15, vs. Morehead State (12/28/11)  
**Rebounds:** 13, twice, last at SIU Edwardsville (2/13/12)  
**Assists:** 4, at Jacksonville State (1/28/10)  
**Blocks:** 3, at Tennessee Tech (1/30/10)  
**Steals:** 4, vs. Morehead State (12/28/11)  
**FG Made:** 6, vs. Tennessee Tech (1/2/10)  
**3FG Made:** 2, twice, last vs. SIU Edwardsville (2/2/10)  
**FT Made:** 5, twice, last vs. Morehead State (12/28/11)







## Returner Bios/Statistics

# 40

"Guard/Forward "5-10 "Sr. "Maryville, Tenn. "Maryville HS

Bailie Roberts



**2011-12:** Started all 29 games ... named a Southeast Scholar-Athlete ... ranked second on the team with 9.7 points per game and 6.1 rebounds per game ... led the team or tied for the team lead in scoring in nine games ... scored in double figures 17 times, tied for the team lead ... scored a career-high 19 points at UT Martin (1/28) ... posted a double-double with 10 points and a career-high 13 rebounds in a win over Austin Peay (1/30) ... tallied 16 points in consecutive games at Saint Louis (11/13) and Illinois-Chicago (11/15) ... cracked double-digit points in the first three OVC games; scoring 15 against Morehead State (12/28), 14 against Murray State (12/31) and 11 against Jacksonville State (1/2) ... narrowly missed a double-double with 10 points and eight rebounds against Samford (11/26) ... tied for the team lead with 11 points at Northern Iowa (12/1) ... tallied 10 points at Jacksonville State (2/23) and Austin Peay (2/25) ... grabbed 11 rebounds at SIU Edwardsville (2/13).

**2010-11:** The team's first option off the bench played in 24 games with four starts ... finished second on the team in rebounding (4.2 rebounds per game) and field goal percentage (.372) ... also ranked third on the team in scoring (7.6 points per game) ... averaged 21.8 minutes per game ... scored in double figures eight times ... led the Redhawks in scoring four times and rebounding on six occasions ... opened the season with two-straight double digit scoring games: 12 points against Sam Houston State (11/12) and 14 points against Jackson State (11/13) ... narrowly missed a double-double with 14 points and nine rebounds at UT Martin (1/19) ... tied a season-high with nine rebounds at Eastern Kentucky ... posted a career-high six steals against Maryville (11/23).

**2009-10:** Played in 22 games, starting 19 ... second on the team in points (198) and scoring (9.0 points per game) ... led the team in field goal percentage at .397 ... second on the team in three-point percentage at .333 ... finished third on the team in rebounds (106) and rebound average (4.8 rebounds per game) ... shot .721 from the free-throw line ... averaged 9.4 points per game and 5.3 rebounds per game in OVC contests ... in home games, averaged 9.5 points per game, 5.1 rebounds per game and shot .455

percent from the field ... led the team in scoring in six games ... scored in double-digits in ten games ... tied for the team lead with two double-doubles ... recorded first collegiate double-double with a season-high 17 points and 11 rebounds vs. Bethel (12/9) ... finished with 10 points and 10 rebounds vs. Tennessee State (2/25) ... scored 16 points on 7-14 shooting and collected eight rebounds at UT Martin (2/20) ... finished with a team-high 13 points on 5-6 shooting (3-3 from three-point range) vs. Jacksonville State (1/4) ... scored 12 points vs. Central Arkansas (12/19) ... in collegiate debut vs. UMSL (11/13), scored 12 points, collected three steals, four assists and six rebounds ... led the team in rebounding in three games ... recorded seven or more rebounds in four games ... led the team in blocks in six games ... recorded first collegiate blocked shot vs. Green Bay (11/29) ... had a season-high three blocked shots at UT Martin (2/20) ... led team in steals in six games ... season-high four steals vs. Tennessee State (2/25) ... led team in assists in four games ... averaged 1.2 assists per game ... one of two freshman to start season-opener vs. UMSL (11/13) ... member of the OVC Commissioner's Honor Roll ... Southeast Scholar Athlete.

**Prep:** Coached by Kim Bledsoe ... all-state Honorable Mention by the Knoxville News-Sentinel ... two-time all-region selection ... three-time all-district selection ... four-time all-county selection ... named to the all-district all-tournament team three times ... averaged 18.2 ppg, 7.0 rpg and 2.3 apg her senior season ... led team to District Championship her senior season ... averaged 17.0 points and 7.8 rebounds per game her junior season ... two-time Knoxville News-Sentinel Player of the Week selection as a junior ... played on the Tennessee Flight AAU team ... played softball ... was an all-region and three-time all-district selection for the three-time District Softball Champions ... led softball team to a third place finish at state tournament ... Honor Roll Student.

**Personal:** Born Nov. 21, 1990 ... daughter of Jack and Lisa Roberts.

Roberts' Career Totals at Southeast Missouri

Year	gp-gs	min	avg	fg-fga	pct	3fg-3fga	pct	ft-fta	pct	off	def	tot	avg	pf	fo	ast	t/o	blk	stl	pts	avg
2009-10	22-19	518	23.5	73-184	.397	21-63	.333	31-43	.721	41	65	106	4.8	36	0	26	60	9	20	198	9.0
2010-11	24-4	524	21.8	74-199	.372	17-67	.254	18-25	.720	30	70	100	4.2	55	1	20	48	4	17	183	7.6
2011-12	29-29	889	30.7	115-321	.358	11-63	.175	39-53	.736	59	119	178	6.1	58	1	36	73	4	23	280	9.7
<b>TOTAL</b>	<b>75-52</b>	<b>1931</b>	<b>25.7</b>	<b>262-704</b>	<b>.372</b>	<b>49-193</b>	<b>.254</b>	<b>88-121</b>	<b>.727</b>	<b>130</b>	<b>254</b>	<b>384</b>	<b>5.1</b>	<b>149</b>	<b>2</b>	<b>82</b>	<b>181</b>	<b>17</b>	<b>60</b>	<b>661</b>	<b>8.8</b>



## Roberts Career Game-by-Game

2009-10	min	fg-fga	3fg-fga	ft-fa	off-def	tot	ast	t/o	blk	stl	pts
UMSL	28	4-7	0-2	4-4	0-6	6	4	4	0	3	12
Southern Mississippi	16	3-5	0-0	3-5	2-0	2	1	5	0	0	9
at Missouri State	19	2-9	1-4	0-0	1-2	3	0	4	0	2	5
at Indiana State	16	2-5	0-1	0-0	1-3	4	1	1	0	0	4
UW-Green Bay	27	3-5	2-3	0-0	0-2	2	0	4	1	0	8
at Austin Peay	31	4-10	2-4	1-2	0-6	6	3	1	1	0	11
at Tennessee State	27	4-8	3-4	1-2	4-2	6	2	3	1	1	12
Bethel	34	7-14	1-4	2-2	5-6	11	2	2	0	2	17
UT Arlington	16	0-3	0-3	0-0	0-1	1	1	3	0	1	0
at Central Arkansas	23	3-9	2-4	4-4	2-2	4	0	2	0	1	12
at UALR	19	4-13	1-4	0-0	3-1	4	0	2	0	0	9
Tennessee Tech	19	4-7	1-1	0-0	2-2	4	1	1	0	0	9
Jacksonville State	18	5-6	3-3	0-0	0-2	2	1	2	0	0	13
at Eastern Illinois	16	0-4	0-1	0-0	1-1	2	0	3	0	0	0
at Morehead State	17	2-6	0-2	1-2	1-1	2	0	3	0	0	5
at Eastern Kentucky	27	1-6	0-2	7-10	1-6	7	1	2	0	1	9
Eastern Kentucky	28	3-6	1-2	0-2	4-5	9	1	3	1	2	7
Morehead State	25	3-12	0-4	4-4	2-2	4	0	3	1	0	10
at Murray State	24	4-12	1-2	2-2	1-3	4	3	4	0	1	11
at UT Martin	34	7-14	2-7	0-0	2-6	8	1	2	3	1	16
Tennessee State	34	4-16	0-4	2-4	6-4	10	1	3	1	4	10
Austin Peay	20	4-7	1-2	0-0	3-2	5	3	3	0	1	9
Totals	518	73-184	21-63	31-43	41-65	106	26	60	9	20	193

2010-11	min	fg-fga	3fg-fga	ft-fa	off-def	tot	ast	t/o	blk	stl	pts
vs Sam Houston St.	23	5-13	1-4	1-2	2-3	5	1	5	0	3	12
vs Jackson State	20	4-9	2-3	4-4	1-2	3	3	0	0	0	14
Northern Iowa	27	1-5	1-2	0-0	1-1	2	1	0	0	0	3
at Louisville	23	3-14	1-7	2-2	3-4	7	1	3	0	0	9
Maryville	22	2-7	1-3	0-0	1-4	5	0	1	0	6	5
at UT Arlington	18	3-3	0-1	0-0	1-1	2	2	3	1	0	6
Austin Peay	17	4-5	2-2	0-0	0-0	0	0	1	0	2	10
Tennessee State	19	1-3	0-2	0-0	2-3	3	1	1	0	0	2
Western Michigan	20	0-3	0-1	1-2	1-2	3	0	1	0	1	1
at UW-Green Bay	19	4-8	1-4	2-2	0-2	2	0	1	0	0	11
at Jacksonville State	23	4-10	1-4	0-0	2-1	3	0	2	0	1	9
at Tennessee Tech	18	1-4	1-2	0-0	0-1	1	0	2	1	0	3
Lindenwood-Belleville	17	4-7	1-3	2-2	1-5	6	1	2	2	1	11
at Notre Dame	23	2-10	1-7	0-0	0-5	5	1	3	0	0	5
Eastern Illinois	24	2-9	0-2	0-0	1-3	4	0	4	0	0	4
Morehead State	29	6-12	1-3	1-2	0-6	6	2	1	0	0	14
Eastern Kentucky	21	4-9	0-2	0-0	0-3	3	0	4	0	0	8
at UT Martin	25	6-13	1-3	1-4	4-5	9	1	4	0	0	14
at Murray State	21	1-3	0-3	0-0	0-1	1	2	1	0	0	2
Jacksonville State	16	1-4	0-1	2-2	1-2	3	1	1	0	1	4
Tennessee Tech	20	4-7	0-1	0-0	1-3	4	1	2	0	1	8
at Eastern Illinois	27	5-6	1-2	1-1	1-2	3	1	3	0	0	12
at Eastern Kentucky	24	4-9	0-2	0-0	3-3	9	1	1	0	1	8
at Morehead State	23	3-3	1-3	1-2	4-2	6	0	2	0	0	8
Totals	524	74-199	17-67	18-25	30-70	100	20	48	4	17	183

2011-12	min	fg-fga	3fg-fga	ft-fa	off-def	tot	ast	t/o	blk	stl	pts
at NC State	27	2-12	1-4	1-2	3-2	5	1	3	0	1	6
at Saint Louis	35	7-17	0-4	2-2	3-3	6	2	6	1	1	16
at UIC	35	7-13	1-2	1-1	1-4	5	1	2	0	0	16
Ole Miss	34	5-10	0-0	0-1	4-3	7	3	3	0	1	10
at UAB	23	1-3	1-2	0-0	1-3	4	0	0	0	0	3
vs Samford	36	4-12	0-2	2-2	4-4	8	0	2	0	2	10
Arkansas State	20	3-6	1-2	0-0	0-5	5	1	3	0	0	7
at Northern Iowa	23	5-12	1-4	0-0	1-5	6	1	1	1	0	11
Lindenwood	29	4-10	0-2	0-0	2-4	6	1	3	1	0	8
at Western Michigan	23	1-11	0-2	0-0	2-4	6	0	2	0	1	2
vs Central Michigan	27	4-9	1-4	2-2	1-3	4	2	4	0	0	11
at Wright State	31	5-11	1-2	0-0	1-5	6	2	3	0	0	11
vs Longwood	29	2-7	0-3	5-5	1-5	6	3	3	0	0	9
Morehead State	34	4-11	1-2	6-8	2-4	6	1	1	0	0	15
Murray State	29	6-20	0-2	2-2	4-4	8	1	2	0	1	14
Jacksonville State	23	5-10	1-3	0-0	1-1	2	1	2	0	1	11
at Eastern Kentucky	34	2-9	0-1	0-0	1-5	6	0	4	0	1	4
Eastern Illinois	33	4-12	0-2	3-4	4-3	7	1	2	0	0	11
SIUE	27	1-3	0-2	1-2	3-2	5	2	1	0	0	3
at Tennessee Tech	33	4-14	0-1	1-2	3-5	8	1	1	0	0	9
at UT Martin	33	8-16	1-3	2-4	2-3	5	2	3	0	2	19
Austin Peay	37	5-13	0-3	0-0	4-9	13	2	4	0	2	10
at Eastern Illinois	30	5-9	1-3	0-2	2-6	8	1	3	0	1	11
Tennessee State	27	3-7	0-1	1-2	1-3	4	1	2	0	0	7
at Murray State	36	6-15	0-3	2-2	1-6	7	2	2	0	2	14
at SIUE	23	2-8	0-2	2-4	4-7	11	0	3	0	3	6
UT Martin	33	2-9	0-1	2-2	0-4	4	1	1	0	0	6
at Jacksonville State	32	4-14	0-1	2-2	3-2	5	1	4	0	3	10
at Austin Peay	33	4-8	0-0	2-2	0-5	5	2	3	1	1	10
Totals	889	113-321	11-63	39-53	59-119	173	36	73	4	23	280

## Career-Highs

**Points:** 19, at UT Martin (1/28/12)  
**Rebounds:** 13, vs. Austin Peay (1/30/12)  
**Assists:** 4, vs. UMSL (11/13/09)  
**Blocks:** 3, at UT Martin (2/20/10)  
**Steals:** 6, vs. Maryville (11/23/10)  
**FG Made:** 8, at UT Martin (1/28/12)  
**3FG Made:** 3, twice, last vs. Jacksonville State (1/4/10)  
**FT Made:** 7, at Eastern Kentucky (1/16/10)





## Returner Bios/Statistics

# 5

»Guard »5-8 »So. »St. Louis, Mo. »North Tech HS

Yelena Rosado



**2011-12:** Appeared in 26 games, starting the first two ... averaged 2.4 points per game ... scored a season-high eight points at Saint Louis (11/13) ... scored six points and grabbed a season-high three rebounds off the bench at Illinois-Chicago (11/15).

**Prep:** Lettered four times in basketball ... earned first-team all-conference, all-district and all-state honors after averaging 17.5 points per game as a senior ... named District Player of the Year in 2010-11 ... scored over 1,000 career points ... averaged 13.7 points, 5.3 rebounds, 1.9 assists and 3.2 steals per game as a junior ... helped the team to a school-record 20 wins and its first ever District Championship and state tournament appearance ... in the District Championship game she recorded a game-high 33 points earning her all-district and *St. Louis Post Dispatch* High School Athlete of the Week honors ... made an immediate impact, being named Freshman of the Year by the *St. Louis Post-Dispatch*.

**Personal:** Full name is Yelena Esmeralda Rosado Escalera ... born Dec. 20, 1992 in St. Louis, Mo. ... mother is Christina Rosado Escalera.

Rosado's Career Totals at Southeast Missouri

Year	gp-gs	min	avg	fg-fga	pct	3fg-3fga	pct	ft-fta	pct	off	def	tot	avg	pf	fo	ast	t/o	blk	stl	pts	avg
2011-12	26-2	222	8.5	20-63	.317	1-13	.077	21-42	.500	6	13	19	0.7	12	0	10	31	1	8	62	2.4
<b>TOTAL</b>	<b>26-2</b>	<b>222</b>	<b>8.5</b>	<b>20-63</b>	<b>.317</b>	<b>1-13</b>	<b>.077</b>	<b>21-42</b>	<b>.500</b>	<b>6</b>	<b>13</b>	<b>19</b>	<b>0.7</b>	<b>12</b>	<b>0</b>	<b>10</b>	<b>31</b>	<b>1</b>	<b>8</b>	<b>62</b>	<b>2.4</b>



8:26  
27

### Rosado's Career Game-by-Game

2011-12	min	fg-fga	3fg-fga	ft-fa	off-def	tot	ast	t/o	blk	stl	pts
at NC State	22	2-8	0-2	0-1	1-1	2	1	1	0	1	4
at Saint Louis	20	4-8	0-2	0-2	0-1	1	1	1	0	2	8
at UIC	18	1-4	0-1	4-8	0-3	3	0	1	0	0	6
Ole Miss	7	0-0	0-0	0-2	0-0	0	0	2	0	0	0
at UAB	21	1-4	0-1	2-4	0-1	1	2	4	0	0	4
vs Samford	6	0-1	0-0	1-2	0-0	0	1	1	0	0	1
Arkansas State	1	0-0	0-0	0-0	0-0	0	0	0	0	0	0
at Northern Iowa	8	0-1	0-0	0-0	0-0	0	0	1	0	1	0
Lindenwood	2	0-0	0-0	2-4	0-0	0	0	0	0	0	2
at Western Michigan	14	2-6	1-2	0-0	1-0	1	0	0	0	1	5
vs Central Michigan	12	2-3	0-0	0-1	2-0	2	0	2	0	0	4
at Wright State	4	0-0	0-0	2-2	0-0	0	0	1	0	0	2
vs Longwood	5	0-1	0-0	0-0	0-0	0	0	0	0	0	0
Morehead State	11	1-4	0-2	2-4	0-0	0	0	2	0	0	4
Murray State	1	0-0	0-0	0-0	0-0	0	0	1	0	0	0
Jacksonville State	4	0-0	0-0	2-2	0-0	0	0	0	0	1	2
at Eastern Kentucky	1	0-0	0-0	0-0	0-0	0	0	1	0	0	0
Eastern Illinois	20	1-7	0-2	3-4	0-2	2	1	1	1	0	5
SIUE	5	1-2	0-0	0-0	0-0	0	1	2	0	1	2
at Tennessee Tech	6	1-1	0-0	0-0	0-2	2	0	2	0	0	2
at UT Martin	10	1-2	0-0	0-0	1-0	1	0	5	0	0	2
Austin Peay	4	1-1	0-0	2-4	0-0	0	0	1	0	1	4
at Eastern Illinois	15	0-7	0-1	1-2	1-2	3	1	1	0	0	1
Tennessee State	3	0-1	0-0	0-0	0-0	0	0	1	0	0	0
UT Martin	1	0-0	0-0	0-0	0-0	0	1	0	0	0	0
at Austin Peay	1	2-2	0-0	0-0	0-1	1	1	0	0	0	4
Totals	222	20-63	1-13	21-42	6-13	19	10	31	1	8	62

### Career-Highs

**Points:** 8, at Saint Louis (11/13/11)  
**Rebounds:** 3, twice, last at Eastern Illinois (2/1/12)  
**Assists:** 2, at UAB (11/25/11)  
**Blocks:** 1, vs. Eastern Illinois (1/14/12)  
**Steals:** 2, at Saint Louis (11/13/11)  
**FG Made:** 4, at Saint Louis (11/13/11)  
**3FG Made:** 1, at Western Michigan (12/10/11)  
**FT Made:** 4, at Saint Louis (11/13/11)





## Returner Bios/Statistics

# 15

»Forward/Center »6-1 »Sr. »Freeport, Ill. »Highland CC

Courtney Shiffer



**2011-12:** Played in all 29 games, starting 28 times at center ... named a Southeast Scholar-Athlete ... member of the OVC Commissioner's Honor Roll ... ranked fourth on the Redhawks with 5.0 rebounds per game and sat fifth on the team with 6.2 points per game ... blocked a team-high 21 shots ... scored in double figures eight times with a season high of 14 against Ole Miss (11/21) and at UT Martin (1/28) ... recorded her first career double-double with 13 points and a career-high 17 rebounds against Lindenwood (12/3) ... hit 9-of-10 free throws against the Lions while blocking two shots ... scored 11 points at UAB (11/25) ... swatted a season-high three shots at Northern Iowa (12/1).

**2010-11:** Started all 29 games and averaged 23.8 minutes per contest ... finished third in the OVC with 36 blocks ... averaged 4.9 points and 4.0 rebounds per game ... also recorded 27 steals ... blocked a season-high four shots on two occasions: at Wisconsin-Green Bay (12/10) ... scored in double figures three times, including a season-high 17 points at SIU-Edwardsville (2/21) ... grabbed a season-high eight rebounds against Maryville (11/23).

**Highland Community College:** Started as a freshman at forward ... all-conference selection ... averaged 12 points, 5.9 rebounds, 2 blocks, 1.8 assists and 1.2 steals per game ... started all 31 games ... shot 46-percent from the floor including 32-percent from three-point range ... helped team to a 24-7 record, the best season in program history ... team won the Arrowhead Conference and NJCAA Region IV title for the second-straight season ... coached by Dean Buckwalter ... member of the Dean's List.

**Prep:** Four-year starter ... helped team to back-to-back state title game appearances ... finished prep career ranking third in the program in steals (295) and blocks (174), fifth in assists (283), sixth in rebounds (764) and eighth in points (1,180) ... three-time all-conference selection ... averaged 15 points, 8 rebounds and three assists as a senior ... coached by Ryan Pierce ... also competed on the volleyball and soccer teams ... all-conference selection in volleyball ... member of the National Honor Society.

**Personal:** Born Oct. 8, 1990 ... daughter of Steve Shiffer and Kathleen Butth ... majoring in Exercise Science.

Shiffer's Career Totals at Southeast Missouri

Year	gp-gs	min	avg	fg-fga	pct	3fg-3fga	pct	ft-fta	pct	off	def	tot	avg	pf	fo	ast	t/o	blk	stl	pts	avg
2010-11	29-29	690	23.8	46-134	.343	0-2	.000	49-78	.628	46	69	115	4.0	65	0	29	72	36	27	141	4.9
2011-12	29-28	757	26.1	66-193	.342	0-1	.000	47-76	.618	53	93	146	5.0	83	4	19	52	21	25	179	6.2
<b>TOTAL</b>	<b>58-57</b>	<b>1447</b>	<b>24.9</b>	<b>112-327</b>	<b>.343</b>	<b>0-3</b>	<b>.000</b>	<b>96-154</b>	<b>.623</b>	<b>99</b>	<b>162</b>	<b>261</b>	<b>4.5</b>	<b>148</b>	<b>4</b>	<b>48</b>	<b>124</b>	<b>57</b>	<b>52</b>	<b>320</b>	<b>5.5</b>



## Shiffer's Career Game-by-Game

2010-11	min	fg-fga	3fg-fga	ft-fa	off-def	tot	ast	t/o	blk	stl	pts
vs Sam Houston St.	17	1-4	0-0	2-3	1-2	3	0	3	1	1	4
vs Jackson State	24	2-4	0-0	2-2	3-1	4	3	3	0	4	6
Northern Iowa	23	0-2	0-0	2-5	0-0	0	1	2	0	1	2
at Louisville	21	2-5	0-0	0-0	0-3	3	0	1	1	1	4
Maryville	25	1-3	0-0	0-0	3-5	8	2	3	1	2	2
at UT Arlington	25	0-5	0-0	0-0	1-2	3	1	5	2	2	0
Austin Peay	21	1-5	0-0	1-1	3-1	4	1	3	1	1	3
Tennessee State	20	1-3	0-0	3-5	3-1	4	1	5	2	1	5
Western Michigan	20	2-4	0-0	2-4	0-2	2	0	2	1	1	6
at UW-Green Bay	23	0-2	0-0	0-0	0-3	3	2	4	4	0	0
at Jacksonville State	23	1-1	0-0	0-0	1-3	4	2	2	0	0	2
at Tennessee Tech	22	0-4	0-1	1-2	1-2	3	1	3	2	2	1
Lindenwood-Belleville	21	4-6	0-0	1-4	2-3	5	1	2	3	0	9
at Notre Dame	28	0-4	0-0	1-2	3-0	3	0	4	1	0	1
Eastern Illinois	20	1-2	0-0	0-0	0-4	4	0	2	0	1	2
Morehead State	23	3-9	0-0	1-1	2-3	5	0	0	3	3	7
Eastern Kentucky	24	4-5	0-0	5-5	2-4	6	3	3	0	0	13
at UT Martin	24	1-6	0-0	1-2	0-3	3	1	3	0	0	3
at Murray State	21	1-5	0-0	4-4	3-2	5	3	2	0	1	6
Jacksonville State	29	1-4	0-0	2-4	3-4	7	1	0	2	0	4
Tennessee Tech	20	2-8	0-0	3-4	1-3	4	1	3	1	0	7
at Eastern Illinois	20	1-4	0-0	2-2	1-6	7	1	3	4	1	4
at Eastern Kentucky	15	0-1	0-0	0-0	1-1	2	1	2	0	0	0
at Morehead State	13	0-1	0-0	0-0	0-0	0	0	2	1	1	0
Murray State	32	4-9	0-1	1-4	3-2	5	1	1	1	1	9
UT Martin	29	5-10	0-0	0-1	3-3	6	0	2	1	0	10
at SIUE	38	5-8	0-0	7-9	1-2	3	1	2	1	1	17
at Tennessee State	38	0-4	0-0	5-8	1-1	2	1	2	2	1	5
at Austin Peay	31	3-6	0-0	3-6	4-3	7	0	3	1	1	9
Totals	690	46-134	0-2	49-78	46-69	115	29	72	36	27	141

2011-12	min	fg-fga	3fg-fga	ft-fa	off-def	tot	ast	t/o	blk	stl	pts
at NC State	32	2-5	0-0	1-3	4-3	7	0	2	1	1	5
at Saint Louis	25	0-0	0-0	0-0	0-5	5	0	0	0	0	0
at UIC	22	0-6	0-0	0-0	1-3	4	1	1	0	0	0
Ole Miss	30	5-14	0-0	4-5	3-4	7	0	3	0	0	14
at UAB	29	5-8	0-0	1-4	0-2	2	0	3	0	0	11
vs Samford	29	2-4	0-0	1-2	1-1	2	0	3	1	1	5
Arkansas State	30	1-10	0-0	0-0	2-3	5	1	1	2	1	2
at Northern Iowa	26	1-5	0-0	3-5	2-4	6	0	2	3	0	5
Lindenwood	35	2-7	0-0	9-10	4-13	17	0	1	2	2	13
at Western Michigan	28	1-7	0-0	1-2	1-4	5	1	1	1	1	3
vs Central Michigan	20	1-5	0-0	0-2	2-1	3	3	2	0	0	2
at Wright State	26	3-11	0-0	2-3	3-1	4	1	2	0	2	8
vs Longwood	31	1-9	0-0	3-4	1-3	4	0	2	2	1	5
Morehead State	18	1-4	0-0	0-0	2-0	2	1	1	0	0	2
Murray State	7	0-2	0-0	0-1	3-2	5	0	1	1	0	0
Jacksonville State	33	5-9	0-0	2-2	1-3	4	0	1	0	4	12
at Eastern Kentucky	17	0-2	0-0	0-0	0-1	1	1	3	0	0	0
Eastern Illinois	20	2-4	0-0	0-0	2-4	6	0	0	1	0	4
SIUE	33	3-6	0-0	6-6	2-4	6	1	3	0	0	12
at Tennessee Tech	42	5-10	0-0	0-1	2-3	5	3	3	1	3	10
at UT Martin	27	5-10	0-0	4-5	3-2	5	0	1	0	2	14
Austin Peay	28	3-10	0-0	3-8	4-5	9	1	2	0	0	9
at Eastern Illinois	29	6-8	0-0	1-2	0-3	3	2	2	1	2	13
Tennessee State	31	4-11	0-0	0-2	4-5	9	0	2	1	2	8
at Murray State	23	2-7	0-0	1-3	2-4	6	2	1	1	0	5
at SIUE	22	0-6	0-1	2-2	0-3	3	1	3	1	2	2
UT Martin	23	1-4	0-0	0-0	1-4	5	0	1	1	0	2
at Jacksonville State	28	2-3	0-0	3-4	1-2	3	0	4	0	1	7
at Austin Peay	13	3-6	0-0	0-0	2-1	3	0	1	1	0	6
Totals	757	66-193	0-1	47-76	53-93	146	19	52	21	25	179

### Career-Highs

**Points:** 17, at SIU Edwardsville (2/21/11)  
**Rebounds:** 17, vs. Lindenwood (12/3/11)  
**Assists:** 3, five times, last at Tennessee Tech (1/21/12)  
**Blocks:** 4, twice, last at Eastern Illinois (2/5/11)  
**Steals:** 4, twice, last vs. Jacksonville State (1/2/12)  
**FG Made:** 6, at Eastern Illinois (2/1/12)  
**3FG Made:** N/A  
**FT Made:** 9, vs. Lindenwood (12/3/11)







## Returner Bios/Statistics

# 14

”Forward ”6-1 ”So. ”Bismarck, Mo. ”Bismarck HS

**2011-12:** Missed the season due to a knee injury ... named a Southeast Scholar-Athlete.

**2010-11:** Redshirted.

**Prep:** Played at Bismarck High School in Bismarck, Missouri ... Four-time All-State selection ... four-time all-conference, all-district and all-region selection ... led team to a 23-4 record and conference title as a senior ... averaged 23.8 points, 9.9 rebounds and 4 steals per game as a senior ... shot 48-percent from the field and 82-percent from the free-throw line ... scored 30 or more points in five games ... team captain ... averaged 32.4 points, 13.6 rebounds, 4 steals, 4.4 assists and 1.5 blocks per game as a junior ... shot 50-percent from the field including 58-percent from three-point range ... shot 80-percent from the free throw line ... scored a

season-high 40 points in the Class 2 Sectional game ... averaged 24.6 points and 13.1 rebounds per game as a sophomore ... as a freshman, averaged 17.9 points, 11.2 rebounds and 3.7 blocks per game ... school record holder in points and rebounds ... coached by Julie Ward ... member of the volleyball team ... three-time All-State selection in volleyball ... captain of the volleyball team ... honor roll student.

**Personal:** Born Feb. 26, 1992 ... daughter of Lonnie Taylor and Darlene Weber ... majoring in Exceptional Child Education.


Brooke Taylor








## Newcomers



### 24 Olivia Hackmann

»Guard »5-10 »Fr.  
»Chamois, Mo.  
»Helias HS



**High School:** Lettered all four years in basketball ... named Missouri Basketball Coaches Association Class 4A Player of the Year in her senior year ... averaged 15.8 points, 4.6 rebounds and 2.6 assists per game as a senior ... earned MBCA All-State recognition following her junior year ... named all-district each of her last three years ... led Helias High School in scoring as a junior, averaging 11.8 points, 3.4 assists

and 1.3 blocks per game ... played AAU ball for Team Adidas under coach Tony Condra ... also ran track.

**Personal:** Born May 16, 1994 ... parents are Matt and Linda Fick.



### 3 Dru Haertling

»Guard »5-8 »Fr.  
»Jackson, Mo.  
»Jackson HS



**High School:** Lettered all four years in basketball ... rated a two-star recruit by ESPN HoopGurlz ... earned all-state honors and was named player of the year in her conference as a senior ... helped guide team to a 19-9 record and a district championship with averages of 15.9 points, 2.6 assists and 2.2 rebounds per game during her senior campaign ... named all-district all four years ... averaged 11 points and two assists per game while shooting over 40 percent from the floor during her junior season ... team posted an 18-7 record and a district finals appearance as a junior ... as a

sophomore, led team to a 17-7 record ... played AAU ball for the Southeast Dynasty under coaches Don Osborne and Chuck Williams ... graduated in the top 40 of her class with a 3.8 GPA.

**Personal:** Born April 22, 1994 ... parents are Bradley and Sheila Haertling ... plans to major in nursing.



### 34 Jordan Hunter

»Guard »5-7 »Jr.  
»Papakura, New Zealand  
»Crowder CC



**Crowder Community College:** Earned third-team NJCAA All-America honors during her sophomore season ... named to the NJCAA All-Region 16 team during the 2011-12 ... averaged 13.3 points, 5.3 assists, 4.4 rebounds and 2.4 steals per game while draining 86 percent of her free throws in her final season ... member of the New Zealand National Team who appeared in two games during the team's Olympic

Qualifying Tournament.

**Personal:** Born Aug. 20, 1990 ... parents are Samuel and Tania Hunter ... majoring in biology.





## Newcomers



### 21 Connor King

»Forward »6-2 »Fr.  
»Jackson, Mo.  
»Jackson HS



**High School:** Lettered in basketball all four years ... earned all-district honors three times and all-region recognition once ... averaged 11 points and 10 rebounds per game while shooting 57 percent from the floor as a senior ... helped team post a 19-9 record while winning a district championship during her senior campaign ... named to the 2011 All-Missourian team by the Southeast Missourian ... nearly averaged a double-double with 11.0 points per game and 9.4 rebounds per game as a junior ... helped guide Jackson High School to an 18-7 record and a district finals appearance

during her junior campaign ... as a sophomore, led team to a 17-7 record ... played AAU ball with the Southeast Dynasty for coaches Don Osborne and Chuck Williams ... named academic all-state as a senior and graduated in the top 10 percent of her class.

**Personal:** Born Jan. 9, 1994 ... parents are Kevin King and Sheila Beussink ... plans to major in biology.



### 12 Kara Wright

»Guard »5-11 »Fr.  
»Louisville, Ky.  
»Du Pont  
Manual HS



**High School:** Lettered all four years in basketball ... tabbed a three-star recruit by ESPN HoopGurlz ... scored over 1,000 points in her career ... earned first-team all-state honors from the Associated Press and second-team honors from the state coaches as a senior ... shot 55 percent from the floor and averaged 12.4 points, 4.6 rebounds and 1.2 steals per game in her senior campaign ... helped lead team to a state championship as a senior ... averaged 9.4 points, 5.3 rebounds, 1.6 steals and 1.4 assists for during her junior season ... earned honorable mention all-state honors

... team also won four district titles, two Louisville Invitational Tournament crowns and two regional championships ... placed on the state's all-tournament team each of her last two seasons ... played AAU ball for Kentucky Premier under coach David Tapley ... graduated with a 3.6 GPA.

**Personal:** Born Nov. 5, 1993 ... parents are Howard Wright and Crystal Martin.





# Opponents

FEATURING...

- » 2012-13 Opponents
- » All-Time Record vs. Opponents
- » OVC Series History







## 2012-13 Opponents



**Wright State**  
Nov. 9, 2012

### General Information

Location ..... Dayton, Ohio  
Founded ..... 1964  
Enrollment ..... 19,793  
Nickname ..... Raiders  
Colors ..... Hunter Green and Gold  
Arena ..... Ervin J. Nutter Center  
Capacity ..... 11,019  
Conference ..... Horizon League  
President ..... Dr. David Hopkins  
Athletic Director ..... Bob Grant  
Website ..... wsuraiders.com

### Sports Information

Contact ..... Matt Zircher  
Office Phone ..... (937) 775-2816  
Email ..... matt.zircher@wright.edu

### Coaching Staff

Head Coach ..... Mike Bradbury  
Career Record ..... 91-70  
Record at School ..... 41-26  
Assistant Coaches ..... Harry Elifson  
Valerie King  
Katrina Merriweather

### Team Information

2011-12 Record ..... 21-13  
Conference Record/Finish ..... 12-6/3rd



**UMKC**  
Nov. 12, 2012

### General Information

Location ..... Kansas City, Mo.  
Founded ..... 1933  
Enrollment ..... 14,221  
Nickname ..... Kangaroos  
Colors ..... Blue and Gold  
Arena ..... Swinney Recreation Center  
Capacity ..... 1,500  
Conference ..... Summit League  
Chancellor ..... Leo E. Morton  
Athletic Director ..... Tim Hall  
Website ..... umckangaroos.com

### Sports Information

Contact ..... Nik Busch  
Office Phone ..... (816) 235-1034  
Cell Phone ..... (816) 284-9251  
Email ..... buschns@umkc.edu

### Coaching Staff

Head Coach ..... Marsha Frese  
Career Record ..... N/A  
Record at School ..... N/A  
Assistant Coaches ..... Bruce Erickson  
Meredith Doyle  
Danielle Gratton

### Team Information

2011-12 Record ..... 22-12  
Conference Record/Finish ..... 11-7/3rd  
Starters Returning/Lost ..... 3/2  
Letterwinners Returning/Lost ..... 6/6



**Kansas**  
Nov. 14, 2012

### General Information

Location ..... Lawrence, Kan.  
Founded ..... 1866  
Enrollment ..... 28,718  
Nickname ..... Jayhawks  
Colors ..... Crimson & Blue  
Arena ..... Allen Fieldhouse  
Capacity ..... 16,300  
Conference ..... Big 12  
Chancellor .... Dr. Bernadette Gray-Little  
Athletics Director .. Dr. Sheahon Zenger  
Website ..... kuathletics.com

### Sports Information

Contact ..... Todd Kober  
Office Phone ..... (785) 864-7867  
Cell Phone ..... (309) 310-7112  
Email ..... tkober@ku.edu

### Coaching Staff

Head Coach ..... Bonnie Henrickson  
Record at School ..... 138-121  
Career Record ..... 296-183  
Assistant Coaches: ..... Katie O'Connor  
Mohogany Green  
Terry Nooner

### Team Information

2011-12 Record ..... 21-13  
Conference Record/Finish .... 8-10/t-6th  
Starters Returning/Lost ..... 4/1  
Letterwinners Returning/Lost ..... 9/3



**Arkansas State**  
Nov. 19, 2012

### General Information

Location ..... Jonesboro, Ark.  
Founded ..... 1909  
Enrollment ..... 13,448  
Nickname ..... Red Wolves  
Colors ..... Scarlet & Black  
Arena ..... Convocation Center  
Capacity ..... 10,727  
Conference ..... Sun Belt  
Interim President ..... Dr. Robert Potts  
Director of Athletics ..... Dr. Dean Lee  
Website ..... AStateRedWolves.com

### Sports Information

Contact ..... Chris Gaddy  
Office Phone ..... (870) 972-2707  
Email ..... cgraddy@astate.edu

### Coaching Staff

Head Coach ..... Brian Boyer  
Record at School ..... 193-171  
Career Record ..... 193-171  
Assistant Coaches: ..... Tanya Ray  
Jennifer Sullivan  
Leslie Larsen

### Team Information

2011-12 Record ..... 12-18  
Conference Record/Finish ..... 6-10/5th West  
Starters Returning/Lost ..... 4/1





## 2012-13 Opponents



**Houston**  
Nov. 23, 2012

### General Information

Location ..... Houston, Texas  
Founded ..... 1927  
Enrollment ..... 39,820  
Nickname ..... Cougars  
Colors ..... Scarlet & White  
Arena ..... Hofheinz Pavilion  
Capacity ..... 8,479  
Conference ..... Conference USA  
President ..... Dr. Renu Khator  
Athletic Director ..... Mack Rhoades  
Website ..... uhcougars.com

### Sports Information

Contact ..... Kyle Seay  
Office Phone ..... (713) 743-9391  
Cell Phone ..... (832) 657-5138  
Email ..... kseay@central.uh.edu

### Coaching Staff

Head Coach ..... Todd Buchanan  
Career Record ..... 128-136  
Record at School ..... 29-32  
Assistant Coach ..... Wade Scott  
Ravon Justice  
Leah Foster

### Team Information

2011-12 Record ..... 3-26  
Conference Record/Finish ... 2-14 (12th)  
Starters Returning/Lost ..... 3/3  
Letterwinners Returning/Lost ..... 4/8



**Texas-Pan American**  
Nov. 24, 2012

### General Information

Location ..... Edinburg, Texas  
Founded ..... 1927  
Enrollment ..... 19,034  
Nickname ..... Broncs  
Colors ..... Green, White and Orange  
Arena ..... UTPA Fieldhouse  
Capacity ..... 2,500  
Conference ..... Great West  
President ..... Dr. Robert Nelsen  
Athletics Director ..... Chris King  
Website ..... utpabroncs.com

### Sports Information

Contact ..... Jonah Goldberg  
Office Phone ..... (956) 665-2240  
Cell Phone ..... (516) 659-1177  
E-Mail ..... goldberggj@utpa.edu

### Coaching Staff

Head Coach ..... Denny Downing  
Career Record ..... 217- 228  
Record at School ..... 38-53  
Assistant Coach ..... LaToya Howell  
Kiera Hardy  
Bruce Overton

### Team Information

2011-12 Record ..... 13-17  
Conference Record/Finish ..... 5-5/4th  
Starters Returning/Lost ..... 3/2  
Letterwinners Returning/Lost ..... 8/5



**Missouri**  
Nov. 29, 2012

### General Information

Location ..... Columbia, Mo.  
Founded ..... 1839  
Enrollment ..... 33,805  
Nickname ..... Tigers  
Colors ..... Old Gold and Black  
Arena ..... Mizzou Arena  
Capacity ..... 15,061  
Conference ..... Southeastern  
President ..... Timothy M. Wolfe  
Athletic Director ..... Mike Alden  
Website ..... mutigers.com

### Sports Information

Contact ..... Jenny Dewar  
Office Phone ..... (847) 567-2487  
Cell Phone ..... (573) 884-9486  
Email ..... dewarj@missouri.edu

### Coaching Staff

Head Coach ..... Robin Pingeton  
Career Record ..... 361-192  
Record at School ..... 26-36  
Assistant Coach ..... Randy Norton  
Willie Cox  
Jenny Putnam

### Team Information

2011-12 Record ..... 13-18  
Conference Record/Finish ..... 2-16/10th  
Starters Returning/Lost ..... 3/2  
Letterwinners Returning/Lost ..... 5/6



**UIC**  
Dec. 1, 2012

### General Information

Location ..... Chicago, Ill.  
Founded ..... 1896  
Enrollment ..... 27,512  
Nickname ..... Flames  
Colors ..... Navy Blue and Fire Engine Red  
Arena ..... UIC Pavilion  
Capacity ..... N/A  
Conference ..... Horizon League  
President ..... Paula Allen-Meares  
Athletic Director ..... Jim Schmidt  
Website ..... uicflames.com

### Sports Information

Contact ..... Mike Laninga  
Office Phone ..... (312) 996-5881  
Cell Phone ..... (815) 370-6055  
Email ..... mlaninga@uic.edu

### Coaching Staff

Head Coach ..... Regina Miller  
Career Record ..... 253-238  
Record at School ..... 18-13  
Assistant Coach ..... Frozena Jerro  
Laura Gonsalves  
Amanda VanZeben

### Team Information

2011-12 Record ..... 18-13  
Conference Record/Finish ... 10-8/Fourth  
Starters Returning/Lost ..... 2/3  
Letterwinners Returning/Lost ..... 5/4





## Opponents



**Southern Illinois**  
Dec. 5, 2012

### General Information

Location ..... Carbondale, Ill.  
Founded ..... 1869  
Enrollment ..... 19,817  
Nickname ..... Salukis  
Colors ..... Maroon and White  
Arena ..... SIU Arena  
Capacity ..... 8,339  
Conference ..... Missouri Valley  
President ..... Dr. Glenn Poshard  
Athletics Director ..... Mario Moccia  
Website ..... siusalukis.com

### Sports Information

Contact ..... Bill Ford  
Office Phone ..... (618) 453-7102  
Cell Phone ..... (319) 850-3352  
Email ..... bford@siu.edu

### Coaching Staff

Head Coach ..... Missy Tiber  
Career Record ..... 181-144  
Record at School ..... 15-74  
Assistant Coaches ..... Adrienne Harlow  
Stephanie Butler  
Brandon Rohr

### Team Information

2011-12 Record ..... 8-22  
Conference Record/Finish ..... 4-14/Ninth  
Starters Returning/Lost ..... 4/1  
Letterwinners Returning/Lost ..... 6/7



**Western Illinois**  
Dec. 8, 2012

### General Information

Location ..... Macomb, Ill.  
Founded ..... 1899  
Enrollment ..... 12,205  
Nickname ..... Fighting Leathernecks  
Colors ..... Purple and Gold  
Arena ..... Waste Management Court  
Capacity ..... 5,139  
Conference ..... Summitt League  
President ..... Dr. Andrew Westmoreland  
Athletic Director ..... Martin Newton  
Website ..... goleathernecks.com

### Sports Information

Contact ..... Patrick Osterman  
Office Phone ..... (309) 298-1133  
Cell Phone ..... (309) 255-5642  
Email ..... pr-osterman@wiu.edu

### Coaching Staff

Head Coach ..... J.D. Gravina  
Career Record ..... 126-80  
Record at School ..... 12-19  
Assistant Coaches ..... Seth Minter  
Kerry Juhlin  
Tiffany Coppage

### Team Information

2011-12 Record ..... 12-19  
Conference Record/Finish ..... 7-11/Sixth  
Starters Returning/Lost ..... 3/2  
Letterwinners Returning/Lost ..... 8/5



**Western Kentucky**  
Dec. 16, 2012

### General Information

Location ..... Bowling Green, Ky.  
Founded ..... 1906  
Enrollment ..... 21,045  
Nickname ..... Hilltoppers  
Colors ..... Red and White  
Arena ..... E.A. Diddle Arena  
Capacity ..... 7,326  
Conference ..... Sun Belt  
President ..... Dr. Gary Ransdell  
Director of Athletics ..... Todd Stewart  
Website ..... wkusports.com

### Sports Information

Contact ..... Chris Glowacki  
Office Phone ..... (270) 745-5388  
Email ..... chris.glowacki@wku.edu

### Coaching Staff

Head Coach ..... Michelle Clark-Heard  
Career Record ..... 24-32  
Record at School ..... N/A  
Assistant Coaches ..... Margaret Richards  
Greg Collins  
Curtis Turley

### Team Information

2011-12 Record ..... 9-21  
Conference Record/Finish ..... 5-11/Fifth East



**Missouri State**  
Dec. 21, 2012

### General Information

Location ..... Springfield, Mo.  
Founded ..... 1905  
Enrollment ..... 23,071  
Nickname ..... Lady Bears  
Colors ..... Maroon and White  
Arena ..... JQH Arena  
Capacity ..... 11,000  
Conference ..... Missouri Valley  
Interim President ..... Clif Smart  
Athletics Director ..... Kyle Moats  
Website ..... missouristatebears.com

### Sports Information

Contact ..... Ben Adamson  
Office Phone ..... (417) 836-4584  
Cell Phone ..... (405) 742-7585  
Email ..... benadamson@missouristate.edu

### Coaching Staff

Head Coach ..... Nyla Milleon  
Career Record ..... 276-106  
Record at School ..... 91-70  
Assistant Coaches ..... Trish Marsh  
Bethany Creed  
Chris Lewis

### Team Information

2011-12 Record ..... 24-9  
Conference Record/Finish ..... 14-4/First  
Starters Returning/Lost ..... 3/2  
Letterwinners Returning/Lost ..... 8/5





## Opponents



**Belmont**  
Dec. 31, 2012

### General Information

Location ..... Nashville, Tenn.  
Founded ..... 1951  
Enrollment ..... 6,637  
Nickname ..... Bruins  
Colors ..... Navy, Red and White  
Arena ..... Curb Event Center  
Capacity ..... 5,000  
Conference ..... Ohio Valley  
President ..... Dr. Robert C. Fisher  
Athletic Director ..... Mike Strickland  
Website ..... belmontbruins.com

### Sports Information

Contact ..... Kenisha Rhone  
Office Phone ..... (615) 460-5990  
Cell Phone ..... (267) 978-2304  
Email ..... kenisha.rhone@belmont.edu

### Coaching Staff

Head Coach ..... Brittney Ezell  
Career Record ..... 23-38  
Record at School ..... 23-38  
Assistant Coach ..... Jonathan Davis  
Carley Kuhns  
Brett Self

### Team Information

2011-12 Record ..... 12-18  
Conference Record/Finish ..... 11-7/Third  
Starters Returning/Lost ..... 3/2  
Letterwinners Returning/Lost ..... 5/4



**Austin Peay**  
Jan. 5/Feb. 4, 2013

### General Information

Location ..... Clarksville, Tenn.  
Founded ..... 1927  
Enrollment ..... 10,873  
Nickname ..... Lady Gobs  
Colors ..... Red and White  
Arena ..... Dave Aaron Arena  
Capacity ..... 7,257  
Conference ..... Ohio Valley  
President ..... Timothy Hall  
Athletics Director ..... Dave Loos  
Website ..... apsugovernors.com

### Sports Information

Contact ..... Cody Bush  
Office Phone ..... (931) 221-7561  
Cell Phone ..... (931) 980-4940  
E-Mail ..... bushc@apsu.edu

### Coaching Staff

Head Coach ..... Carrie Daniels  
Career Record ..... 72-115  
Record at School ..... 72-115  
Assistant Coach ..... Brooke Armistead  
Jerome Jackson  
Matt Mixer

### Team Information

2011-12 Record ..... 9-22  
Conference Record/Finish ..... 5-11/t-Eighth  
Starters Returning/Lost ..... 4/1  
Letterwinners Returning/Lost ..... 8/4



**Murray State**  
Jan. 7/March 2, 2013

### General Information

Location ..... Murray, Ky.  
Founded ..... 1922  
Enrollment ..... 10,200  
Nickname ..... Racers  
Colors ..... Navy and Gold  
Arena ..... CFSB Center  
Capacity ..... 8,500  
Conference ..... Ohio Valley  
President ..... Dr. Randy J. Dunn  
Athletic Director ..... Allen Ward  
Website ..... goracers.com

### Sports Information

Contact ..... Parker Griffith  
Office ..... (270) 809-3351  
Cell ..... (662) 341-0979  
Email ..... pgriffith2@murraystate.edu

### Coaching Staff

Head Coach ..... Rob Cross  
Career Record ..... 58-75  
Record at School ..... 58-75  
Assistant Coach ..... Tony Cross  
Victoria Jones  
Benita Buggs

### Team Information

2011-12 Record ..... 13-18  
Conference Record/Finish ..... 8-8/Fifth  
Starters Returning/Lost ..... 4/1  
Letterwinners Returning/Lost ..... 9/4



**Saint Louis**  
Jan. 9, 2013

### General Information

Location ..... St. Louis, Mo.  
Founded ..... 1818  
Enrollment ..... 13,981  
Nickname ..... Billikens  
Colors ..... Royal Blue and White  
Arena ..... Chaifetz Arena  
Capacity ..... 10,600  
Conference ..... Atlantic 10  
President ..... Lawrence Biondi, S.J.  
Athletics Director ..... Chris May  
Website ..... slubillikens.com

### Sports Information

Contact ..... Mickey Smith  
Office Phone ..... (314) 977-3463  
Cell Phone ..... (314) 610-8496  
E-Mail ..... msmit145@slu.edu

### Coaching Staff

Head Coach ..... Lisa Stone  
Career Record ..... 503-237  
Record at School ..... N/A  
Assistant Coach ..... Barb Smith  
Amy Stephens  
Lou DiFeo

### Team Information

2011-12 Record ..... 11-20  
Conference Record/Finish ..... 4-10/t-10th  
Starters Returning/Lost ..... 4/1  
Letterwinners Returning/Lost ..... 9/2





## Opponents



**Tennessee State**  
Jan. 14, 2013

### General Information

Location ..... Nashville, Tenn.  
Founded ..... 1912  
Enrollment ..... 9,165  
Colors ..... Reflex Blue and White  
Nickname ..... Lady Tigers  
Arena ..... Gentry Center  
Capacity ..... 10,600  
Conference ..... Ohio Valley  
President ..... Dr. Portia H. Shields  
Athletic Director ..... Teresa L. Phillips  
Website ..... tsutigers.com

### Sports Information

Contact ..... Zekeya Anderson  
Office Phone ..... (615) 963-1867  
Email ..... zanderson01@tnstate.edu

### Coaching Staff

Head Coach ..... Larry Joe Inman  
Career Record ..... 480-317  
Record at School ..... N/A  
Assistant Coach ..... Marcus Payne  
Joe Bonham  
Ashlee McGee

### Team Information

2011-12 Record ..... 9-20  
Conference Record/Finish ..... 5-11/t-Eighth  
Starters Returning/Lost ..... 4/1  
Letterwinners Returning/Lost ..... 10/2



**UT Martin**  
Jan. 16/Feb. 16, 2013

### General Information

Location ..... Martin, Tenn.  
Founded ..... 1900; Senior College, 1951  
Enrollment ..... 8,400  
Nickname ..... Skyhawks  
Colors ..... Navy Blue & Orange  
Arena ..... Skyhawk Arena  
Capacity ..... 6,700  
Conference ..... Ohio Valley  
Chancellor ..... Dr. Tom Rakes  
Athletics Director ..... Phil Dane  
Website ..... utmsports.com

### Sports Information

Contact ..... Joe Lofaro  
Office Phone ..... (731) 881-7632  
Cell Phone ..... (731) 514-2905  
Email ..... jlofaro@utm.edu

### Coaching Staff

Head Coach ..... Kevin McMillan  
Career Record ..... 55-39  
Record at School ..... 55-39  
Assistant Coach ..... Brian Haskins  
David Russell  
Stacie Evans

### Team Information

2011-12 Record ..... 23-9  
Conference Record/Finish ..... 15-1/ First  
Starters Returning/Lost ..... 3/2  
Letterwinners Returning/Lost ..... 5/8



**Morehead State**  
Jan. 21, 2013

### General Information

Location ..... Morehead, Ky.  
Founded ..... 1887  
Enrollment ..... 10,235  
Nickname ..... Eagles  
Colors ..... Blue and Gold  
Arena ..... Johnson Arena  
Capacity ..... 6,500  
Conference ..... Ohio Valley Conference  
President ..... Dr. Wayne D. Andrews  
Athletic Director ..... Brian Hutchinson  
Website ..... msueagles.com

### Sports Information

Contact ..... Matt Schabert  
Office Phone ..... (606) 783-2556  
Cell ..... (606) 207-5116  
Email ..... m.schabert@moreheadstate.edu

### Coaching Staff

Head Coach ..... Tom Hodges  
Career Record ..... 31-29  
Record at School ..... 31-29  
Assistant Coach ..... Eric White  
Lacey Goldwire  
Nikki Davis

### Team Information

2011-12 Record ..... 10-19  
Conference Record/Finish ..... 7-9/t-Sixth



**Eastern Illinois**  
Jan. 26/Feb. 9, 2013

### General Information

Location ..... Charleston, Ill.  
Founded ..... 1895  
Enrollment ..... 11,167  
Nickname ..... Panthers  
Colors ..... Blue and Gray  
Arena ..... Lantz Arena  
Capacity ..... 5,300  
Conference ..... Ohio Valley  
President ..... Dr. William Perry  
Athletic Director ..... Barbara Burke  
Website ..... eiupanthers.com

### Sports Information

Contact ..... Greg Lautzenheiser  
Office Phone ..... (217) 581-7020  
Cell Phone ..... (419) 605-8512  
Email ..... glautzenheiser@eiu.edu

### Coaching Staff

Head Coach ..... Lee Buchanan  
Career Record ..... 356-216  
Record at School ..... N/A  
Assistant Coach ..... John Swickrath  
Jessica Bogia  
Antoya Miller

### Team Information

2011-12 Record ..... 22-9  
Conference Record/Finish ..... 13-3/t-Second  
Starters Returning/Lost ..... 4/1  
Letterwinners Returning/Lost ..... 11/3





## Opponents



**SIUE Edwardsville**  
Jan. 28/Feb. 11, 2013

### General Information

Location ..... Edwardsville, Ill.  
Founded ..... 1957  
Enrollment ..... 14,055  
Nickname ..... Cougars  
Colors ..... Red and White  
Arena ..... Vadalabene Center  
Capacity ..... 4,000  
Conference ..... Ohio Valley  
President ..... Dr. Vaughn Vandegrift  
Athletics Director ..... Dr. Bradley Hewitt  
Website ..... siuecougars.com

### Sports Information

Contact ..... Eric Hess  
Office Phone ..... (618) 650-3608  
Office Phone ..... (618) 558-4112  
E-Mail ..... ehess@siue.edu

### Coaching Staff

Head Coach ..... Paula Buscher  
Career Record ..... 210-226  
Record at School ..... N/A  
Assistant Coach ..... Kari Kerkhoff  
Jocelyn Duke  
Todd Schultz

### Team Information

2011-12 Record ..... 18-12  
Conference Record/Finish ..... 12-4/Third  
Starters Returning/Lost ..... 4/1  
Letterwinners Returning/Lost ..... 8/3



**Eastern Kentucky**  
Feb. 2, 2013

### General Information

Location ..... Richmond, Ky.  
Founded ..... 1906  
Enrollment ..... 16,515  
Nickname ..... Lady Colonels  
Colors ..... Maroon and White  
Conference ..... Ohio Valley Conference  
Arena ..... McBrayer Arena  
Capacity ..... 6,500  
President ..... Dr. Doug Whitlock  
Athletic Director ..... Mark Sandy  
Website ..... ekusports.com

### Sports Information

Contact ..... Steve Fohl  
Office Phone ..... (859) 622-1253  
Cell Phone ..... (859) 200-1958  
Email ..... steve.fohl@eku.edu

### Coaching Staff

Head Coach ..... Chrissy Roberts  
Record at School ..... 38-74  
Career Record ..... 38-74  
Assistant Coach ..... Melissa Kolbe  
Kent Miller  
Brett Rector

### Team Information

2011-12 Record ..... 13-16  
Conference Record/Finish ..... 7-9/t-Sixth  
Starters Returning/Lost ..... 5/0  
Letterwinners Returning/Lost ..... 9/5



**Jacksonville State**  
Feb. 23, 2013

### General Information

Location ..... Jacksonville, Ala.  
Founded ..... 1883  
Enrollment ..... 9,504  
Colors ..... Red and White  
Nickname ..... Gamecocks  
Arena ..... Pete Mathews Coliseum  
Capacity ..... 5,500  
Conference ..... Ohio Valley  
President ..... Dr. William A. Meehan  
Athletic Director ..... Warren Koegel  
Website ..... jsugamecockssports.com

### Sports Information

Contact ..... Tony Schmidt  
Office Phone ..... (256) 782-5377  
Cell Phone ..... (256) 689-8524  
Email ..... aschmidt@jsu.edu

### Coaching Staff

Head Coach ..... Annette Watts  
Career Record ..... 158-167  
Record at School ..... 14-46  
Assistant Coach ..... Yvette Sparks  
Jason Williams  
Courtney Payne

### Team Information

2011-12 Record ..... 4-25  
Conference Record/Finish ..... 1-15/11th  
Starters Returning/Lost ..... 3/2  
Letterwinners Returning/Lost ..... 6/6



**Tennessee Tech**  
Feb. 25, 2013

### General Information

Location ..... Cookeville, Tenn.  
Founded ..... 1915  
Enrollment ..... 11,385  
Nickname ..... Golden Eagles  
School Colors ..... Purple and Gold  
Arena ..... Eblen Center  
Capacity ..... 9,280  
Conference ..... Ohio Valley  
President ..... Dr. Philip Oldham  
Athletics Director ..... Mark Wilson  
Website ..... ttusports.com

### Sports Information

Contact ..... Erin Bean  
Office Phone ..... (931) 372-6139  
Cell Phone ..... (814) 227-5535  
Email ..... etbean@tnitech.edu

### Coaching Staff

Head Coach ..... Jim Davis  
Record at Tech ..... 374-205  
Career Record ..... N/A  
Assistant Coaches ..... Erin Batth  
Allison Clarke  
Bart Walker

### Team Information

2011-12 Record ..... 17-17  
Conference Record/Finish ..... 11-5/Fourth  
Starters Returning/Lost ..... 4/3  
Letterwinners Returning/Lost ..... 8/5





Team .....	W-L
Abilene Christian .....	1-0
Alabama State .....	1-0
Alaska-Anchorage .....	1-0
Alcorn State .....	3-1
Arkansas-Little Rock .....	2-2
<b>Arkansas State.....</b>	<b>4-4</b>
Augustana College .....	1-0
<b>Austin Peay .....</b>	<b>20-23</b>
Baylor .....	0-2
Belleville Area College .....	0-1
<b>Belmont .....</b>	<b>3-2</b>
Bethel University .....	2-0
Bowling Green .....	0-1
Brigham Young .....	0-1
Buffalo .....	2-0
California Poly-Pomona .....	1-0
Carthage .....	2-0
Central Arkansas .....	3-2
Central Methodist .....	1-0
Central Michigan .....	0-1
Central Missouri .....	7-27
Chicago State .....	4-0
Christian Brothers .....	5-6
Cleveland State .....	2-0
Colorado Christian .....	1-0
Colorado College .....	1-0
Cumberland .....	1-0
Danville Area College .....	1-0
Delta State .....	3-1
<b>Eastern Illinois .....</b>	<b>18-15</b>
<b>Eastern Kentucky .....</b>	<b>13-27</b>
East Tennessee State .....	1-2
Eastern Washington .....	0-1
Elmhurst College .....	1-0
Evangel College .....	1-1
Evansville .....	4-3
Florida International .....	2-0
Florida State .....	0-2
Forest Park C.C. ....	4-3
Gardner-Webb .....	1-0
Green Bay .....	0-2
Greenville College .....	0-1
Harris-Stowe .....	2-0
Hawai'i .....	0-1
Henderson State .....	3-0
<b>Houston .....</b>	<b>First Meeting</b>
Howard Payne .....	1-0
Illinois College .....	1-0

Indianapolis .....	1-0
Indiana State .....	0-5
IPFW.....	1-1
Jacson State.....	1-0
<b>Jacksonville State .....</b>	<b>11-3</b>
Johnson C. Smith .....	1-0
<b>Kansas.....</b>	<b>First Meeting</b>
Kansas State .....	0-1
Kentucky Wesleyan .....	5-1
Langston.....	0-1
Lincoln .....	18-7
Lindenwood.....	1-0
Lindenwood-Belleville.....	1-0
Lipscomb .....	3-3
Longwood .....	1-0
Lousiana-Monroe@.....	1-1
Louisiana Tech.....	0-1
Louisville.....	0-1
Lyon College.....	1-0
MacMurray College .....	1-0
Martin Methodist.....	1-0
Maryville .....	1-0
McKendree College.....	5-0
Mankato State .....	1-0
Memphis.....	0-2
Meramec C.C. ....	4-5
Metropolitan State .....	1-0
Middle Tennessee State .....	4-16
Millikin.....	2-0
Mississippi .....	0-2
Mississippi State.....	0-1
Mississippi Valley State .....	2-1
<b>Missouri.....</b>	<b>1-13</b>
Missouri Baptist .....	8-0
Missouri-Rolla.....	23-8
Missouri-St. Louis.....	27-5
Missouri Southern.....	6-0
<b>Missouri State+ .....</b>	<b>2-10</b>
Missouri Western .....	2-0
Montana.....	0-1
Moorhead State (Minn.).....	1-0
<b>Morehead State.....</b>	<b>22-14</b>
Morningside College.....	2-0
<b>Murray State.....</b>	<b>27-23</b>
Nat'l. College of Education .....	2-0
Nebraska-Omaha .....	2-0
Nevada .....	0-1
Nevada-Las Vegas .....	0-1
New Mexico State.....	0-1

Nicholls State.....	1-0
Norfolk State.....	1-0
North Carolina Central.....	1-0
North Carolina State.....	0-2
North Central College.....	0-1
North Dakota State.....	0-2
NorthEastern Illinois.....	3-0
Northern Colorado.....	0-1
Northern Kentucky.....	0-0
Northern Illinois.....	1-2
Northern Iowa.....	0-3
Northwest Missouri.....	19-10
Northwest Tennessee.....	0-1
Notre Dame.....	0-1
Oklahoma.....	0-4
Oakland City.....	8-0
Oral Roberts.....	7-1
Pittsburg State.....	5-0
Prairie View A&M.....	1-0
Providence.....	0-1
Purdue.....	0-1
Quincy College.....	5-0
Quinnipiac.....	1-0
Rust College.....	1-1
St. Cloud State.....	1-0
St. Francis College.....	0-1
St. Mary's (Texas).....	1-0
<b>Saint Louis.....</b>	<b>7-9</b>
Samford.....	10-4
Southeastern Louisiana.....	1-0
<b>Southern Illinois.....</b>	<b>6-23</b>
<b>SIU Edwardsville.....</b>	<b>18-11</b>
Southern Arkansas.....	1-0
Southern Indiana*.....	6-1
Southern Mississippi.....	1-1
Southern University.....	0-1
Southwest Baptist.....	11-0
Southwestern.....	2-0
Stanford.....	0-1
Stetson.....	1-0
Sul Ross State.....	1-0
Tabor College.....	1-0
Tarleton State.....	1-0
Tennessee-Chatanooga.....	1-0
<b>Tennessee State.....</b>	<b>20-18</b>
<b>Tennessee Tech.....</b>	<b>14-29</b>
Texas A&M-Corpus Christi.....	0-1
Texas Arlington.....	0-2
Texas-El Paso.....	0-1

<b>Texas-Pan American.....</b>	<b>3-1</b>
Texas Southern.....	1-0
Texas State.....	0-1
Texas Tech.....	0-1
Troy .....	0-2
Truman State& .....	14-4
Tulane.....	0-1
Tulsa.....	3-2
UAB .....	0-1
<b>UIC .....</b>	<b>2-3</b>
<b>UMKC.....</b>	<b>4-1</b>
Utah.....	0-1
<b>UT Martin .....</b>	<b>29-25</b>
Union .....	1-3
Washburn .....	3-2
Washington State .....	0-1
Washington University (Mo.).....	1-0
West Texas State.....	1-2
West Virginia Tech.....	1-0
<b>Western Illinois .....</b>	<b>4-2</b>
<b>Western Kentucky .First Meeting</b>	
Western Michigan.....	1-1
William Baptist.....	1-0
William Woods.....	2-7
Wisconsin-Milwaukee .....	2-4
<b>Wright State .....</b>	<b>1-1</b>

- + - Formerly Southwest Missouri St.
- & - Formerly Northeast Missouri St.
- @ - Formerly Southwestern Louisiana
- \* - Formerly Indiana State-Evansville





## OVC Series History

Austin Peay 20-23 (H: 12-7, A: 8-12, N: 0-2)			
Year	Result	SE	OPP
1988-89	W	72	58
1991-92	W*	79	72
	W	69	68
1992-93	W	70	63
	W*	77	45
1993-94	W	76	66
	L*	69	78
1994-95	W*	88	86
	L	73	82
1995-96	L	60	81
	W*	50	64
1996-97	L	58	86
	L*	60	77
1997-98	W*	77	76
	L	58	69
1998-99	W	69	55
	W*	76	56
1990-00	W*	74	72
	L	71	95
2000-01	W	87	80
	L*	66	67
2001-02	W*	86	67
	W	80	68
	L	67	76
2002-03	L	45	58
	L*	78	80
	L	61	85
2003-04	L*	54	64
	L	65	68
	L	55	72
2006-07	L	60	75
	W*	67	56
	W*	58	54
2007-08	W	70	54
	W*	67	47
2008-09	L*	50	61
	L	74	80
2009-10	L	63	76
	L*	60	77
2010-11	L*	57	65
	L	51	71
2011-12	W*	69	60
	L	84	88

Belmont 3-2 (H: 2-1, A: 1-1, N: N/A)			
Year	Result	SE	OPP
1981-82	L*	65	66
1997-98	W*	63	61
1998-99	L	57	70
1999-00	W*	87	72
2000-01	W	81	72

Eastern Illinois 18-15 (H: 10-4, A: 8-10, N: 0-1)			
Year	Result	SE	OPP
1978-79	L	50	56
1981-82	L	66	81
1996-97	L*	70	77
	L	54	89
1997-98	W*	48	41
	L	54	72
1998-99	W	75	64
	W*	101	86
1999-00	W*	83	70
	W	89	75
2000-01	W	77	71
	L*	47	70
2001-02	W	77	68
	W*	79	51
2002-03	W*	74	59
	W	82	64
	W*	79	76
2003-04	W	79	66
	W*	77	76
2005-06	L	61	70
2006-07	W*	77	60
	W	63	42
2007-08	W	55	51
	W*	46	41
	L	40	52
2008-09	W*	58	51
	L	53	73
2009-10	L*	39	67
	L	41	71
2010-11	L*	43	68
	L	49	74
2011-12	L*	46	73
	L	48	74

Eastern Kentucky 13-27 (H: 7-10, A: 6-16, N: 0-1)			
Year	Result	SE	OPP
1984-85	L	64	70
1991-92	L*	57	79
	L	59	78
1992-93	L*	60	66
	L	58	65
1993-94	L	58	74
	L*	67	83
1994-95	L*	79	86
	L	71	78
1995-96	L	73	79
	W*	90	82
1996-97*	L*	55	71
	L	44	81
1997-98	L	58	97
	L*	77	86
	L	75	92
1998-99	W (2OT)	101	93

1999-00	L	61	62
	W*	87	66
	L (OT)	86	91
2000-01	L	82	89
	L*	82	91
2001-02	L*	67	94
	L	73	82
2002-03	L	77	88
	L*	75	81
2003-04	W*	88	78
2004-05	L	62	66
	L (OT)	73	84
2006-07	W	64	62
	W*	73	72
2007-08	W	72	67
	W*	68	52
2008-09	W*	71	54
	W	66	56
2009-10	W	43	41
	L*	45	50
2010-11	W*	74	58
	W	64	57
2011-12	L	37	52

Jacksonville State 11-3 (H: 5-1, A: 4-2, N: 0-0)			
Year	Result	SE	OPP
2003-04	L	83	95
2006-07	W*	90	83
	W	85	50
2007-08	W	83	71
	W*	85	42
	W*	67	45
2008-09	W	82	60
	W*	57	37
2009-10	W*	56	53
	W	52	47
2010-11	L	48	62
	L*	49	51
2011-12	W*	66	48
	W	54	47

Morehead State 22-14 (H: 14-5, A: 8-9)			
Year	Result	SE	OPP
1991-92	W*	85	84
	W	70	69
1992-93	W*	80	75
	W	74	62
1993-94	L	73	80
	W*	72	54
1994-95	W*	81	78
	W	87	69
1995-96	L	83	95
	W*	84	79
1996-97	W*	75	72
	L	68	83

1997-98	L (OT)	95	98
	W* (OT)	82	74
1998-99	W*	65	58
	W	104	70
1999-00	W*	85	62
	W	82	76
2000-01	W	67	66
	W*	81	61
2001-02	L*	70	79
	L	72	79
2002-03	W	83	63
	W*	78	64
2003-04	W*	88	62
2006-07	L	58	68
	W*	84	70
2007-08	W*	66	58
	W	50	48
2008-09	L*	68	74
	L	54	55
2009-10	L	37	75
	L*	50	65
2010-11	L*	69	85
	L	40	89
2011-12	L*	57	61

Murray State 27-23 (H: 15-9, A: 9-12, N: 1-0)			
Year	Result	SE	OPP
1976-77	L	38	63
1984-85	L*	64	66
1989-90	L	68	72
1990-91	W*	76	56
1991-92	W	74	73
	W*	78	60*
1992-93	W*	70	67
	W	86	72
1993-94	W	70	61
	W*	83	65
1994-95	L*	77	80
	L	64	65
1995-96	L	61	76
	W*	77	69
	L*	56	73
1996-97	L	50	52
	W*	66	62
1997-98	W	74	65
	L*	65	66
1998-99	W*	78	59
	L	63	64
	W*	66	60
1999-00	L	49	54
	L*	55	66
2000-01	W*	74	66
	L	61	62
2001-02	W	64	59
	W*	72	64
2002-03	W*	82	69
	W	62	53





## OVC Series History

2003-04	W*	74	60
	L	59	64
	W*	76	51
2006-07	W	67	61
	W* (2OT)	66	63
	W	62	60
2007-08	L*	71	68
	W	81	74
2008-09	L	65	80
	W*	69	51
2009-10	L*	72	90
	L	52	61
2010-11	W	48	44
	L*	34	54
2011-12	L*	75	80
	L	62	63

### SIU Edwardsville 18-11

(H: 11-4, A: 7-6, N: 0-1)

Year	Result	SE	OPP
1977-78	L	58	67
	L*	53	59
1978-79	L*	61	62
	W	53	50
1979-80	W*	77	53
	W	59	57
1980-81	W*	99	76
	L	67	71
1981-82	W*	75	71
1982-83	W*	78	60
1983-84	W	76	52
1984-85	W*	72	58
	W	52	46
1985-86	W*	80	48
	W	71	54
1986-87	W	55	50
	W*	83	55
1987-88	W*	77	55
	L	57	65
1988-89	L	66	74
	W*	87	52
1989-90	W	91	72
	W*	99	68
1990-91	L	57	58
	W*	98	64
2009-10	L*	57	59
2010-11	L	51	60
2011-12	L*	43	58
	L	48	63

### Tennessee State 20-18

(H: 11-7, A: 4-13, N: 0-1)

Year	Result	SE	Opp
1991-92	L	44	50
	W*	70	48
1992-93	L	59	68
	L*	67	71

1993-94	W*	96	61
	L	59	68
1994-95	L*	51	88
	L	61	68
1995-96	W	69	48
	W*	71	68
1996-97	L*	54	82
	L	70	84
1997-98	W	74	65
	L*	39	73
1998-99	W*	63	48
	W	74	71
1999-00	W	58	46
	L*	60	65
2000-01	W*	82	80
	W	95	84
2001-02	W	77	53
	L*	79	88
2002-03	W	77	64
	W*	81	72
2003-04	W	102	45
	W*	87	58
2006-07	W*	67	53
	W	64	46
2007-08	L	49	61
	W*	70	51
2008-09	L	55	59
	L*	54	70
	L	66	77
2009-10	L*	50	54
	L	53	76
2010-11	W	51	46
	L*	35	58
2011-12	W	50	39

### Tennessee Tech 14-27

(H: 9-9, A: 4-17, N: 1-1)

Year	Result	SE	OPP
1991-92	L	58	83
	L*	71	83
	L	74	87
1992-93	L*	67	69
	L	53	73
1993-94	W*	70	56
	L	53	71
1994-95	L	49	73
	L*	62	72
	L	59	82
1995-96	W*	87	81
	W	63	62
1996-97	L	68	75
	L*	67	85
1997-98	L*	60	66
	L	52	65
1998-99	L	64	82
	W*	74	70
	L	62	73
1999-00	L	61	65

	L*	65	82
2000-01	L*	79	80
	L	75	89
2001-02	L	77	80
	L*	79	88
2002-03	W*	86	80
	W	76	72
	W	78	65
2003-04	W*	102	90
	L	57	65
2004-05	L	78	80
2005-06	L* (OT)	77	81
2006-07	L	58	59
	W*	77	52
2007-08	W*	66	60
	W	49	39
2008-09	W	56	41
	W*	61	55
2009-10	W*	61	56
	L	56	59
2010-11	L	48	62
	L*	59	69
2011-12	L (OT)	57	60

### UT Martin 29-25

(H: 17-10, A: 12-13)

Year	Result	SE	OPP
1976-77	L	33	83
1977-78*	L*	35	74
	L	47	67
1978-79*	L*	48	73
1979-80*	L*	61	64
1982-83	L (OT)	72	82
1984-85	W	85	73
	W*	71	57
1985-86	W*	79	68
	W	71	59
1986-87	W*	78	59
	W	67	65
1987-88	W	79	78
	W*	73	66
1988-89	W*	81	51
	W	72	68
1990-91	W*	78	66
1992-93	W	69	50
	W*	80	56
1993-94	W*	96	61
	W	84	76
1994-95	W	63	61
	L*	89	91
1995-96	W*	86	68
	L	84	86
1996-97	L*	53	66
	L	60	61
1997-98	L	58	80
	L*	64	79
1998-99	W*	75	55
	L	70	84

### OVC Tournament All-Time Tournament Championship Breakdown

Tennessee Tech.....	9
Austin Peay .....	7
Middle Tennessee.....	6
Tennessee State.....	2
Eastern Kentucky .....	2
UT Martin.....	2
Morehead State .....	1
Murray State.....	1
Southeast Missouri.....	1*

\* - Team had two tournament championships before NCAA penalties were imposed





# 2011-12 Review

IN THIS SECTION . . .

- » 2011-12 Final Statistics
- » Category Leaders
- » 2011-12 Box Scores







## 2011-12 Final Statistics

### 2011-12 Schedule/Results

<u>Record</u>	<u>Overall</u>	<u>Home</u>	<u>Away</u>	<u>Neutral</u>
All Games	7-22	5-6	1-14	1-2
Conference	4-12	3-5	1-7	0-0
Non-Conference	3-10	2-1	0-7	1-2

<u>Date</u>	<u>Opponent</u>	<u>W/L</u>	<u>Score</u>	<u>Attend</u>
11/11/11	at NC State	L	29-66	1621
11/13/11	at Saint Louis	L	45-54	615
11/15/11	at Illinois-Chicago	L	54-69	203
11/21/11	MISSISSIPPI	L	43-51	563
11/25/11 !	at UAB	L	41-64	547
11/26/11 !	vs Samford	L	58-63	476
11/29/11	ARKANSAS STATE	W	56-52	1456
12/01/11	at Northern Iowa	L	42-62	1216
12/03/11	LINDENWOOD	W	66-56	546
12/10/11	at Western Michigan	L	34-67	608
12/18/11 @	vs Central Michigan	L	59-100	146
12/19/11 @	at Wright State	L	53-74	218
12/20/11 @	vs Longwood	W	56-52	106
12/28/11 *	MOREHEAD STATE	L	57-61	530
12/31/11 *	MURRAY STATE	L	75-80	297
01/02/12 *	JACKSONVILLE STATE	W	66-48	682
01/07/12 *	at Eastern Kentucky	L	37-52	175
01/14/12 *	EASTERN ILLINOIS	L	46-73	788
01/16/12 *	SIUE	L	43-58	353
01/21/12 *	at Tennessee Tech	Lot	57-60	2095
01/28/12 *	at UT Martin	L	47-88	2414
01/30/12 *	AUSTIN PEAY	W	69-60	369
02/01/12 *	at Eastern Illinois	L	48-74	643
02/04/12 *	TENNESSEE STATE	W	50-39	1250
02/11/12 *	at Murray State	L	62-63	8587
02/13/12 *	at SIUE	L	48-63	811
02/18/12 *	UT MARTIN	L	44-77	598
2/23/12 *	at Jacksonville State	W	54-47	336
2/25/12 *	at Austin Peay	L	84-88	840

\* = Conference game

! = UAB Thanksgiving Classic (Birmingham, Ala.)

@ = Wright State Holiday Invitational (Dayton, Ohio)

<u>Score by periods</u>	<u>1st</u>	<u>2nd</u>	<u>OT</u>	<u>Total</u>
Southeast Missouri State	736	780	7	1523
Opponents	870	981	10	1861

<u>TEAM STATISTICS</u>	<u>SEMO</u>	<u>OPP</u>
<b>SCORING</b>	<b>1523</b>	<b>1861</b>
Points per game	52.5	64.2
Scoring margin	-11.7	-
<b>FIELD GOALS-ATT</b>	<b>534-1564</b>	<b>665-1676</b>
Field goal pct	.341	.397
<b>3 POINT FG-ATT</b>	<b>99-434</b>	<b>154-498</b>
3-point FG pct	.228	.309
3-pt FG made per game	3.4	5.3
<b>FREE THROWS-ATT</b>	<b>356-524</b>	<b>377-542</b>
Free throw pct	.679	.696
F-Throws made per game	12.3	13.0
<b>REBOUNDS</b>	<b>1086</b>	<b>1141</b>
Rebounds per game	37.4	39.3
Rebounding margin	-1.9	-
<b>ASSISTS</b>	<b>313</b>	<b>353</b>
Assists per game	10.8	12.2
<b>TURNOVERS</b>	<b>525</b>	<b>415</b>
Turnovers per game	18.1	14.3
Turnover margin	-3.8	-
Assist/turnover ratio	0.6	0.9
<b>STEALS</b>	<b>171</b>	<b>241</b>
Steals per game	5.9	8.3
<b>BLOCKS</b>	<b>65</b>	<b>88</b>
Blocks per game	2.2	3.0
<b>WINNING STREAK</b>	<b>0</b>	<b>-</b>
Home win streak	0	-
<b>ATTENDANCE</b>	<b>7432</b>	<b>13070</b>
Home games-Avg/Game	11-676	15-823
Neutral site-Avg/Game	-	3-243



Bianca Beck





## 2011-12 Final Statistics

### 2011-12 Individual Statistics

## SUMMARY	GP	GS	Min/G	FG%	3PT%	FT%	Reb/G	Ast/G	Stl	Blk	Pts/G
04 HARRIEL, Brittany	29	28	27.6	.460	.184	.766	6.9	1.0	27	18	10.2
40 ROBERTS, Bailie	29	29	30.7	.358	.175	.736	6.1	1.2	23	4	9.7
01 BECK, Bianca	29	29	33.4	.324	.150	.705	4.1	3.5	35	10	7.0
21 EVANS, Karley	29	27	31.2	.278	.245	.717	2.7	2.3	14	5	6.9
15 SHIFFER, Courtney	29	28	26.1	.342	.000	.618	5.0	0.7	25	21	6.2
11 BRADSHAW, Allyson	29	0	17.4	.272	.291	.721	1.1	0.6	16	0	5.3
32 MACK, Patricia	29	1	15.8	.378	.000	.652	5.1	0.6	15	6	3.2
02 ROSADO, Yelena	26	2	8.5	.317	.077	.500	0.7	0.4	8	1	2.4
20 FIELDS, Shelah	23	0	10.6	.273	.310	.571	0.4	0.7	8	0	2.3
10 STEFFEL, Anna	12	0	3.9	.100	.000	1.000	0.3	0.1	0	0	0.3
24 HOLMES, Amber	9	1	3.6	.250	.000	.000	0.8	0.0	0	0	0.2
TM TEAM	29	0	0.0	.000	.000	.000	4.9	0.0	0	0	0.0
Total.....	29			.341	.228	.679	37.4	10.8	171	65	52.5
Opponents.....	29			.397	.309	.696	39.3	12.2	241	88	64.2

SCORING	GP	FG	FGA	FG%	3FG	FGA	3PT%	FT	FTA	FT%	PTS	PTS/G
HARRIEL, Brittany	29	115	250	.460	7	38	.184	59	77	.766	296	10.2
ROBERTS, Bailie	29	115	321	.358	11	63	.175	39	53	.736	280	9.7
BECK, Bianca	29	57	176	.324	3	20	.150	86	122	.705	203	7.0
EVANS, Karley	29	66	237	.278	34	139	.245	33	46	.717	199	6.9
SHIFFER, Courtney	29	66	193	.342	0	1	.000	47	76	.618	179	6.2
BRADSHAW, Allyson	29	44	162	.272	34	117	.291	31	43	.721	153	5.3
MACK, Patricia	29	31	82	.378	0	5	.000	30	46	.652	92	3.2
ROSADO, Yelena	26	20	63	.317	1	13	.077	21	42	.500	62	2.4
FIELDS, Shelah	23	18	66	.273	9	29	.310	8	14	.571	53	2.3
STEFFEL, Anna	12	1	10	.100	0	9	.000	2	2	1.000	4	0.3
HOLMES, Amber	9	1	4	.250	0	0	.000	0	3	.000	2	0.2
Total.....	29	534	1564	.341	99	434	.228	356	524	.679	1523	52.5
Opponents.....	29	665	1676	.397	154	498	.309	377	542	.696	1861	64.2

TOTALS	GP	Min	O-Reb	D-Reb	Tot Reb	PF	DQ	Ast	TO	Ast/TO	Hi Pts
HARRIEL, Brittany	29	799	65	136	201	69	1	29	61	0.48	26
ROBERTS, Bailie	29	889	59	119	178	58	1	36	73	0.49	19
BECK, Bianca	29	968	17	103	120	74	0	102	77	1.32	18
EVANS, Karley	29	905	15	63	78	44	0	67	73	0.92	19
SHIFFER, Courtney	29	757	53	93	146	83	4	19	52	0.37	14
BRADSHAW, Allyson	29	504	8	24	32	45	2	16	56	0.29	17
MACK, Patricia	29	458	56	93	149	72	2	16	42	0.38	15
ROSADO, Yelena	26	222	6	13	19	12	0	10	31	0.32	8
FIELDS, Shelah	23	244	1	9	10	20	0	17	38	0.45	13
STEFFEL, Anna	12	47	1	2	3	0	0	1	2	0.50	2
HOLMES, Amber	9	32	4	3	7	3	0	0	0	0.00	2
Total.....	29	5825	348	738	1086	480	10	313	525	0.60	84
Opponents.....	29	5825	363	778	1141	489	-	353	415	0.85	100





## Category Leaders

### SCORING

	G	Pts	Pts/G
HARRIEL, Brittany	29	296	10.2
ROBERTS, Bailie	29	280	9.7
BECK, Bianca	29	203	7.0
EVANS, Karley	29	199	6.9
SHIFFER, Courtney	29	179	6.2
BRADSHAW, Allyson	29	153	5.3
MACK, Patricia	29	92	3.2
ROSADO, Yelena	26	62	2.4
FIELDS, Shelah	23	53	2.3
STEFFEL, Anna	12	4	0.3
HOLMES, Amber	9	2	0.2

### SCORING AVERAGE

	G	Pts	Avg/G
HARRIEL, Brittany	29	296	10.2
ROBERTS, Bailie	29	280	9.7
BECK, Bianca	29	203	7.0
EVANS, Karley	29	199	6.9
SHIFFER, Courtney	29	179	6.2
BRADSHAW, Allyson	29	153	5.3
MACK, Patricia	29	92	3.2
ROSADO, Yelena	26	62	2.4
FIELDS, Shelah	23	53	2.3
STEFFEL, Anna	12	4	0.3
HOLMES, Amber	9	2	0.2

### FIELD GOAL PERCENT

	Made	Att	FG Pct
HARRIEL, Brittany	115	250	.460
MACK, Patricia	31	82	.378
ROBERTS, Bailie	115	321	.358
SHIFFER, Courtney	66	193	.342
BECK, Bianca	57	176	.324
ROSADO, Yelena	20	63	.317
EVANS, Karley	66	237	.278
FIELDS, Shelah	18	66	.273
BRADSHAW, Allyson	44	162	.272
HOLMES, Amber	1	4	.250
STEFFEL, Anna	1	10	.100

### FIELD GOAL ATTEMPTS

	G	Att	Att/G
ROBERTS, Bailie	29	321	11.1
HARRIEL, Brittany	29	250	8.6
EVANS, Karley	29	237	8.2
SHIFFER, Courtney	29	193	6.7
BECK, Bianca	29	176	6.1

### FIELD GOALS MADE

	G	Made	Made/G
ROBERTS, Bailie	29	115	4.0
HARRIEL, Brittany	29	115	4.0
EVANS, Karley	29	66	2.3
SHIFFER, Courtney	29	66	2.3
BECK, Bianca	29	57	2.0

### 3-POINT FG PERCENT

	Made	Att	3FG Pct
FIELDS, Shelah	9	29	.310
BRADSHAW, Allyson	34	117	.291
EVANS, Karley	34	139	.245
HARRIEL, Brittany	7	38	.184
ROBERTS, Bailie	11	63	.175
BECK, Bianca	3	20	.150

ROSADO, Yelena	1	13	.077
STEFFEL, Anna	0	9	.000
SHIFFER, Courtney	0	1	.000
MACK, Patricia	0	5	.000

### 3-POINT FG ATTEMPTS

	G	Att	Att/G
EVANS, Karley	29	139	4.8
BRADSHAW, Allyson	29	117	4.0
ROBERTS, Bailie	29	63	2.2
HARRIEL, Brittany	29	38	1.3
FIELDS, Shelah	23	29	1.3

### 3-POINT FGS MADE

	G	Made	Made/G
EVANS, Karley	29	34	1.2
BRADSHAW, Allyson	29	34	1.2
ROBERTS, Bailie	29	11	0.4
FIELDS, Shelah	23	9	0.4
HARRIEL, Brittany	29	7	0.2

### FREE THROW PERCENT

	Made	Att	FT Pct
STEFFEL, Anna	2	2	1.000
HARRIEL, Brittany	59	77	.766
ROBERTS, Bailie	39	53	.736
BRADSHAW, Allyson	31	43	.721
EVANS, Karley	33	46	.717
BECK, Bianca	86	122	.705
MACK, Patricia	30	46	.652
SHIFFER, Courtney	47	76	.618
FIELDS, Shelah	8	14	.571
ROSADO, Yelena	21	42	.500
HOLMES, Amber	0	3	.000

### FREE THROW ATTEMPTS

	G	Att	Att/G
BECK, Bianca	29	122	4.2
HARRIEL, Brittany	29	77	2.7
SHIFFER, Courtney	29	76	2.6
ROBERTS, Bailie	29	53	1.8
EVANS, Karley	29	46	1.6
MACK, Patricia	29	46	1.6

### FREE THROWS MADE

	G	Made	Made/G
BECK, Bianca	29	86	3.0
HARRIEL, Brittany	29	59	2.0
SHIFFER, Courtney	29	47	1.6
ROBERTS, Bailie	29	39	1.3
EVANS, Karley	29	33	1.1

### REBOUNDS

	G	Reb	Reb/G
HARRIEL, Brittany	29	201	6.9
ROBERTS, Bailie	29	178	6.1
MACK, Patricia	29	149	5.1
SHIFFER, Courtney	29	146	5.0
BECK, Bianca	29	120	4.1

### REBOUND AVERAGE

	G	Reb	Avg/G
HARRIEL, Brittany	29	201	6.9
ROBERTS, Bailie	29	178	6.1
MACK, Patricia	29	149	5.1
SHIFFER, Courtney	29	146	5.0
BECK, Bianca	29	120	4.1

### DEFENSIVE REBOUNDS

	G	No.	Avg/G
HARRIEL, Brittany	29	136	4.7
ROBERTS, Bailie	29	119	4.1
BECK, Bianca	29	103	3.6
SHIFFER, Courtney	29	93	3.2
MACK, Patricia	29	93	3.2

### OFFENSIVE REBOUNDS

	G	No.	Avg/G
HARRIEL, Brittany	29	65	2.2
ROBERTS, Bailie	29	59	2.0
MACK, Patricia	29	56	1.9
SHIFFER, Courtney	29	53	1.8
BECK, Bianca	29	17	0.6

### ASSISTS

	G	Ast	Ast/G
BECK, Bianca	29	102	3.5
EVANS, Karley	29	67	2.3
ROBERTS, Bailie	29	36	1.2
HARRIEL, Brittany	29	29	1.0
SHIFFER, Courtney	29	19	0.7

### STEALS

	G	Stl	Stl/G
BECK, Bianca	29	35	1.2
HARRIEL, Brittany	29	27	0.9
SHIFFER, Courtney	29	25	0.9
ROBERTS, Bailie	29	23	0.8
BRADSHAW, Allyson	29	16	0.6

### BLOCKED SHOTS

	G	Blk	Blk/G
SHIFFER, Courtney	29	21	0.7
HARRIEL, Brittany	29	18	0.6
BECK, Bianca	29	10	0.3
MACK, Patricia	29	6	0.2
EVANS, Karley	29	5	0.2

### MINUTES PLAYED

	G	Min	Min/G
BECK, Bianca	29	968	33.4
EVANS, Karley	29	905	31.2
ROBERTS, Bailie	29	889	30.7
HARRIEL, Brittany	29	799	27.6
SHIFFER, Courtney	29	757	26.1





## 2011-12 Box Scores

### Official Basketball Box Score -- Game Totals -- Final Statistics Southeast Missouri St vs NC State 11/11/11 Noon at Raleigh, N.C. (Reynolds Coliseum)

#### Southeast Missouri St 29 • 0-1

#	Player	Total		3-Ptr		Rebounds		PF	TP	A	TO	Bk	Stl	Min
		FG	FGA	FG	FGA	FT	FTA							
01	BECK, Bianca	*	1-3	0-1	4-4	0	5	5	2	6	1	3	2	32
02	ROSADO, Yelena	*	2-8	0-2	0-1	1	1	2	0	4	1	1	0	22
15	SHIFFER, Courtney	*	2-5	0-0	1-3	4	3	7	3	5	0	2	1	32
32	MACK, Patricia	*	0-4	0-1	0-0	0	2	2	4	0	0	3	0	17
40	ROBERTS, Bailee	*	2-12	1-4	1-2	3	2	5	3	6	1	3	0	27
04	HARRIEL, Brittany		2-6	0-1	2-3	2	2	4	3	6	0	1	1	21
10	STEFFEL, Anna		0-1	0-1	0-0	0	0	0	0	0	0	1	0	2
11	BRADSHAW, Allyson		0-2	0-2	0-0	0	0	0	0	0	0	2	0	11
20	FIELDS, Shelah		0-4	0-2	0-0	0	0	0	0	1	2	0	0	7
21	EVANS, Karley		1-6	0-3	0-0	1	1	2	1	2	2	0	0	6
24	HOLMES, Amber		0-0	0-0	0-0	0	1	1	1	0	0	0	0	23
Team						0	6	6						
Totals			10-51	1-17	8-13	11	23	34	17	29	6	24	4	200

FG % 1st Half: 6-23 26.1% 2nd half: 4-28 14.3% Game: 10-51 19.6% Deadball Rebounds 0  
3FG % 1st Half: 1-8 12.5% 2nd half: 0-9 0.0% Game: 1-17 5.9%  
FT % 1st Half: 3-5 60.0% 2nd half: 5-8 62.5% Game: 8-13 61.5%

#### NC State 66 • 1-0

#	Player	Total		3-Ptr		Rebounds		PF	TP	A	TO	Bk	Stl	Min
		FG	FGA	FG	FGA	FT	FTA							
01	M. Goodwin-Coleman	*	3-6	2-4	0-0	0	3	3	1	8	1	1	0	23
11	Enrill Tasler	*	3-4	1-2	1-2	1	2	3	2	8	2	2	0	4
23	Marissa Kastanek	*	4-7	0-1	2-2	1	0	1	1	10	1	1	3	21
41	Lakeessa Daniel	*	3-10	0-0	1-2	0	6	6	0	7	0	0	1	20
44	Kody Burke	*	2-3	0-0	2-2	1	5	6	4	6	2	3	0	2
03	Kim Durham		0-1	0-0	0-0	1	2	3	0	0	1	0	0	11
12	Krystal Barrett		3-8	0-0	0-2	3	0	3	1	6	2	1	0	20
14	Paige Woodard		0-1	0-1	0-0	0	0	0	2	0	1	0	0	8
21	Erica Donovan		4-8	1-4	2-2	4	2	6	1	11	2	1	1	20
42	Therany Dunnigan		1-3	0-0	0-2	0	4	4	1	2	1	3	1	18
52	Kiana Evans		2-11	0-0	4-10	7	7	14	3	8	0	2	0	1
Team						3	4	7						
Totals			25-62	4-12	12-24	21	35	56	16	66	13	15	4	13

FG % 1st Half: 12-28 42.9% 2nd half: 13-34 38.2% Game: 25-62 40.3% Deadball Rebounds 5  
3FG % 1st Half: 1-5 20.0% 2nd half: 3-7 42.9% Game: 4-12 33.3%  
FT % 1st Half: 5-10 50.0% 2nd half: 7-14 50.0% Game: 12-24 50.0%

Officials: Joanne Aldrich, Talqua Stewart, Ed Novak  
Technical fouls: Southeast Missouri St-None. NC State-None.  
Attendance: 1621

Score by periods	1st	2nd	Total
Southeast Missouri St	16	13	29
NC State	30	36	66

Last FG - SEMO 2nd-02:27, ST 2nd-01:20. Score tied - 0 times.  
Largest lead - SEMO None, ST by 37 2nd-00:07. Lead changed - 0 times.

### Official Basketball Box Score -- Game Totals -- Final Statistics SE Missouri State vs Saint Louis 11/13/11 2:30 p.m. at St. Louis, Mo.

#### SE Missouri State 45 • 0-2

#	Player	Total		3-Ptr		Rebounds		PF	TP	A	TO	Bk	Stl	Min
		FG	FGA	FG	FGA	FT	FTA							
04	HARRIEL, Brittany	f	2-5	0-2	0-0	3	4	7	4	4	0	1	1	1
40	ROBERTS, Bailee	f	7-17	0-4	2-2	3	3	6	4	16	2	6	1	37
15	SHIFFER, Courtney	c	0-0	0-0	0-0	0	5	5	2	0	0	0	0	25
01	BECK, Bianca	g	0-2	0-0	1-3	0	2	2	4	1	2	2	0	26
02	ROSADO, Yelena	g	4-8	0-2	0-2	0	1	1	1	8	1	1	0	20
11	BRADSHAW, Allyson		1-6	1-5	0-0	0	1	1	2	3	0	0	0	9
20	FIELDS, Shelah		1-4	1-3	2-4	0	1	1	1	5	1	2	0	20
21	EVANS, Karley		3-10	2-6	0-0	0	3	3	0	8	2	3	0	27
24	HOLMES, Amber		0-0	0-0	0-0	1	0	1	0	0	0	0	0	3
32	MACK, Patricia		0-3	0-0	0-0	3	1	4	2	0	1	1	0	12
Team						2	5	7						
Totals			18-55	4-22	5-11	12	26	38	20	45	9	16	2	200

FG % 1st Half: 9-24 37.5% 2nd half: 9-31 29.0% Game: 18-55 32.7% Deadball Rebounds 2  
3FG % 1st Half: 1-8 12.5% 2nd half: 3-14 21.4% Game: 4-22 18.2%  
FT % 1st Half: 1-2 50.0% 2nd half: 4-9 44.4% Game: 5-11 45.5%

#### Saint Louis 54 • 1-1

#	Player	Total		3-Ptr		Rebounds		PF	TP	A	TO	Bk	Stl	Min
		FG	FGA	FG	FGA	FT	FTA							
12	JONES, Loral	f	0-5	0-0	1-2	3	8	11	0	1	0	0	0	22
34	BE, Kim	f	0-3	0-0	0-8	4	4	8	1	5	0	2	1	0
01	BRADLEY, Jacy	g	2-12	1-4	1-2	0	4	4	0	6	4	1	0	24
10	GEARLDS, Janisha	g	3-4	0-0	5-9	2	2	4	3	11	1	2	0	24
23	BALL, Desirae	g	6-14	0-0	0-0	1	1	2	3	12	0	1	0	30
00	CASTLEMAN, Halee		0-2	0-0	0-0	0	1	1	2	0	1	0	0	8
11	PRICE, Jamesia		0-0	0-0	2-2	0	1	1	1	2	0	2	0	2
21	WEBB, Courtney		4-10	1-2	3-4	3	3	6	2	12	0	5	0	23
22	MUELLER, Jenna		0-1	0-0	0-0	0	0	0	2	0	1	0	0	13
50	EGGERT, Mallory		1-2	0-0	3-3	1	3	4	2	5	0	0	0	1
Team						2	2	4						
Totals			16-53	2-6	20-30	16	29	45	16	54	6	14	1	7

FG % 1st Half: 8-30 26.7% 2nd half: 8-23 34.8% Game: 16-53 30.2% Deadball Rebounds 5  
3FG % 1st Half: 0-2 0.0% 2nd half: 2-4 50.0% Game: 2-6 33.3%  
FT % 1st Half: 6-9 66.7% 2nd half: 14-21 66.7% Game: 20-30 66.7%

Officials: Kelly Dennis, Kerry Nichols, Doug Klenc  
Technical fouls: SE Missouri State-None. Saint Louis-None.  
Attendance: 615

Score by periods	1st	2nd	Total
SE Missouri State	20	25	45
Saint Louis	22	32	54

Last FG - SEMO 2nd-00:36, SLU 2nd-04:45. Score tied - 5 times.  
Largest lead - SEMO by 4 1st-02:43, SLU by 20 2nd-13:32. Lead changed - 2 times.

### Official Basketball Box Score -- Game Totals -- Final Statistics Mississippi vs Southeast Missouri State 11/21/11 7:00 PM CT at Show Me Center

#### Mississippi 51 • 3-1

#	Player	Total		3-Ptr		Rebounds		PF	TP	A	TO	Bk	Stl	Min
		FG	FGA	FG	FGA	FT	FTA							
22	Byrd, Nikki	f	7-11	0-1	0-0	4	9	13	3	14	0	5	1	24
25	Marbra, Courtney	f	1-4	0-0	0-0	2	2	4	1	2	3	2	1	0
40	McFarland, Valencia	g	3-15	1-6	6-8	0	3	3	0	13	2	1	0	32
01	McFerrin, Maggie	g	2-7	2-5	0-0	1	1	2	0	6	1	0	0	25
23	Laws, LaTosha	g	0-2	0-1	0-0	0	0	0	3	0	1	0	0	9
05	Trotter, Jasmine		0-0	0-0	0-0	0	0	0	0	1	0	0	0	1
11	Jenkins, Kenyotta		4-7	0-1	0-0	2	2	4	0	8	0	2	0	32
15	Hope, Pa'Sonna		1-1	0-0	0-0	1	3	4	4	2	1	3	1	14
20	Singletary, Amber		0-2	0-0	2-2	0	1	1	2	2	2	3	0	14
21	McCray, Danielle		2-6	0-2	0-1	2	3	5	2	4	0	2	1	20
30	Hameth, Whitney		0-1	0-1	0-0	0	0	0	1	0	0	0	0	1
32	Faleru, Tia		0-0	0-0	0-0	0	0	0	1	0	1	0	1	10
Team						1	3	4						
Totals			20-56	3-17	8-11	13	27	40	18	51	11	18	5	12

FG % 1st Half: 10-31 32.3% 2nd half: 10-25 40.0% Game: 20-56 35.7% Deadball Rebounds 1  
3FG % 1st Half: 0-6 0.0% 2nd half: 3-11 27.3% Game: 3-17 17.6%  
FT % 1st Half: 0-0 0.0% 2nd half: 8-11 72.7% Game: 8-11 72.7%

#### Southeast Missouri State 43 • 0-4

#	Player	Total		3-Ptr		Rebounds		PF	TP	A	TO	Bk	Stl	Min
		FG	FGA	FG	FGA	FT	FTA							
04	HARRIEL, Brittany	f	4-9	0-1	2-3	2	6	8	2	10	3	4	0	2
40	ROBERTS, Bailee	f	5-10	0-0	0-1	4	3	7	3	10	3	3	0	34
15	SHIFFER, Courtney	c	5-14	0-0	4-5	3	4	7	0	14	0	3	0	30
01	BECK, Bianca	g	0-5	0-0	3-4	1	7	8	4	3	1	2	1	35
21	EVANS, Karley	g	1-9	0-6	2-2	0	1	1	1	4	2	1	0	32
02	ROSADO, Yelena		0-0	0-0	0-2	0	0	0	0	0	0	2	0	7
11	BRADSHAW, Allyson		0-0	0-0	0-0	1	2	3	1	0	0	2	0	2
20	FIELDS, Shelah		0-3	0-1	2-2	0	0	0	0	2	0	2	0	11
32	MACK, Patricia		0-3	0-0	0-0	2	1	3	3	0	0	3	0	1
Team						2	1	3						
Totals			15-53	0-8	13-19	15	25	40	15	43	9	22	0	6

FG % 1st Half: 5-21 23.8% 2nd half: 10-32 31.3% Game: 15-53 28.3% Deadball Rebounds 2  
3FG % 1st Half: 0-3 0.0% 2nd half: 0-5 0.0% Game: 0-8 0.0%  
FT % 1st Half: 6-7 85.7% 2nd half: 7-12 58.3% Game: 13-19 68.4%

Officials: Mike Riggs, Charles Hust





## 2011-12 Box Scores

### Official Basketball Box Score -- Game Totals -- Final Statistics Southeast Missouri State vs UAB 11/25/11 6:00 p.m. at Birmingham, Ala. (Bartow Arena)

#### Southeast Missouri State 41 • 0-5

#	Player		Total		3-Ptr		Rebounds		PF	TP	A	TO	Blk	Stl	Min															
			FG	FGA	FG	FGA	FT	FTA																						
04	HARRIEL, Brittany	f	2	4	0	1	1	3	1	5	2	2	0	0	22															
40	ROBERTS, Bailee	f	1	8	1	2	0	0	1	3	4	1	0	0	23															
15	SHIFFER, Courtney	c	5	8	0	0	1	4	0	2	2	0	11	0	3	0	29													
01	BECK, Bianca	g	2	5	0	0	4	4	0	4	4	0	8	0	1	1	30													
21	EVANS, Karley	g	1	2	0	0	4	4	0	1	1	1	6	1	2	0	21													
02	ROSADO, Yelena	g	1	4	0	1	2	4	0	1	1	1	4	2	4	0	21													
10	STEFFEL, Anna	g	0	2	0	2	0	0	1	1	0	0	1	1	0	0	14													
11	BRADSHAW, Allyson	g	0	1	0	0	0	0	0	0	0	0	0	1	0	1	7													
20	FIELDS, Shelah	g	1	3	0	2	0	0	0	0	3	2	0	3	0	1	13													
24	HOLMES, Amber	g	1	1	0	0	2	1	2	0	2	0	0	0	0	0	15													
32	MACK, Patricia	g	0	1	0	0	0	0	1	5	6	3	0	1	0	0	15													
Team																														
Totals			14-39		1-8		12-21		6-25		31-10		41-7		20-1		3-200													
FG % 1st Half: 7-18			38.9%		2nd half: 7-21			33.3%			Game: 14-39			35.9%																
3FG % 1st Half: 1-2			50.0%		2nd half: 0-6			0.0%			Game: 1-8			12.5%																
FT % 1st Half: 6-11			60.0%		2nd half: 6-11			54.5%			Game: 12-21			57.1%																
UAB 64 • 2-2																														
#	Player		Total		3-Ptr		Rebounds		PF	TP	A	TO	Blk	Stl	Min															
			FG	FGA	FG	FGA	FT	FTA																						
24	CHAPMAN, Karisma	f	7	12	0	3	2	3	6	1	16	4	1	0	3	27														
25	KLEIST, Michaela	f	2	4	0	1	0	0	0	1	2	3	2	4	1	0	15													
14	RANDALL, TaRonda	c	0	0	0	0	1	1	2	5	0	0	3	1	0	25														
00	PRATT, LaShaunda	g	2	6	2	4	0	0	1	5	6	3	1	1	0	1	22													
01	JONES, Amber	g	7	15	2	5	1	2	0	0	0	2	17	2	0	0	22													
04	WEYNAND, Kelsie	g	1	8	1	6	0	0	1	1	2	0	3	0	0	0	16													
11	WATSON, Khalilah	g	1	3	0	0	2	2	3	4	3	2	0	3	2	0	26													
12	ROBINSON, Brooks	g	0	1	0	0	0	0	1	1	0	0	0	0	0	0	18													
13	MCDANIEL, Nakia	g	4	8	0	0	0	1	0	1	0	12	0	0	0	1	4													
54	BROWN, Meagan	g	1	3	0	0	0	0	3	6	9	2	2	0	2	2	0	25												
Team																														
Totals			25-60		9-27		5-6		11-24		35-18		64-11		10-4		11-200													
FG % 1st Half: 19-35			54.3%		2nd half: 6-25			24.0%			Game: 25-60			41.7%																
3FG % 1st Half: 8-15			53.3%		2nd half: 1-12			8.3%			Game: 9-27			33.3%																
FT % 1st Half: 4-4			100.0		2nd half: 1-2			50.0%			Game: 5-6			83.3%																
Officials: Erica Bradley; Kerry Pierre; Sarah Dorsch																														
Technical fouls: Southeast Missouri State-None. UAB-None.																														
Attendance: 547																														
Score by periods			1st	2nd	Total																									
Southeast Missouri State			21	20	41																									
UAB			50	14	64																									
Last FG - SEMO 2nd-03:56, UAB 2nd-04:14.																														
Lead changed - 0 times.																														
Points																														
SEM																														
UAB																														
In																														
Paint																														
T/O																														
2nd																														
Chance																														
Break																														
Fast																														
Bench																														
8																														
6																														
21																														
Score tied - 0 times.																														
Lead changed - 0 times.																														

### Official Basketball Box Score -- Game Totals -- Final Statistics Southeast Missouri State vs Samford 11/26/11 2:00 p.m. at Birmingham, Ala. (Bartow Arena)

#### Southeast Missouri State 58 • 0-6

#	Player		Total		3-Ptr		Rebounds		PF	TP	A	TO	Blk	Stl	Min				
			FG	FGA	FG	FGA	FT	FTA								Off	Def		
04	HARRIEL, Brittany	f	4	11	2	5	2	5	7	2	12	1	1	0	27				
40	ROBERTS, Baile	f	4	12	0	2	2	4	8	3	10	0	2	0	26				
15	SHIFFER, Courtney	c	2	4	0	0	1	2	1	1	2	5	0	3	1	29			
01	BECK, Bianca	g	2	7	1	1	7	8	1	9	10	4	12	4	3	0	140		
21	EVANS, Karley	g	2	9	1	4	1	2	0	3	3	4	6	3	1	0	2	38	
02	ROSADO, Yelena		0	1	0	0	1	2	0	0	0	0	1	1	1	0	0	6	
10	STEFFEL, Anna		0	0	0	0	0	0	0	0	0	0	0	0	0	0	0	2	
11	BRADSHAW, Allyson		2	7	2	5	0	0	0	0	0	6	0	0	0	0	0	8	
24	HOLMES, Amber		0	0	0	0	0	0	0	0	0	0	0	0	0	0	0	1	
32	MAACK, Patricia		3	4	0	0	0	0	2	4	3	6	1	4	0	0	0	13	
Team								5	4	9									
Totals				19	55	6	17	14	18	15	28	43	18	58	10	16	1	7	200
FG % 1st Half: 9-23 39.1%			2nd half: 10-32 31.3%			Game: 19-55 34.5%			3rd half: 6-19 31.6%			4th half: 3-9 33.3%			Deadball				
3FG % 1st Half: 2-7 28.6%			2nd half: 4-11 36.4%			Game: 6-23 26.1%			3rd half: 2-6 33.3%			4th half: 1-3 33.3%			Rebounds				
FT % 1st Half: 5-8 62.5%			2nd half: 9-10 90.0%			Game: 14-18 77.8%			3rd half: 4-5 80.0%			4th half: 2-2 100%							





## 2011-12 Box Scores

### Official Basketball Box Score -- Game Totals -- Final Statistics Lindenwood vs Southeast Missouri State 12/03/11 5:30 p.m. at Show Me Center--Cape Girardeau, Mo.

#### Lindenwood 56 • 3-4

#	Player	Total		3-Ptr		Rebounds		PF	TP	A	TO	Bk	Stl	Min
		FG	FGA	FG	FGA	Off	Def							
23	Milford, Sonya	f	2-3	0-0	0-0	0	2	2	3	4	0	3	1	10
40	Schneider, Sarah	f	4-11	2-4	2-2	0	5	5	3	12	0	2	0	35
10	Bourlioux, Caroline	c	2-9	0-0	2-3	3	5	8	4	6	2	4	1	27
14	Lehnig, Marissa	g	2-6	1-4	2-2	1	2	3	0	7	1	2	0	33
22	Hittle, Meagan	g	0-6	0-1	1-2	1	3	4	3	1	3	2	0	19
11	Harrington, Morgan		6-11	2-3	2-2	0	1	1	4	16	1	0	0	31
12	Whitworth, Janel		0-2	0-0	1-2	1	0	1	0	1	0	0	0	5
25	Hlinak, Julie		1-2	1-2	2-2	0	0	0	3	5	2	1	1	19
32	Bluemner, Cassie		0-0	0-0	0-0	1	1	0	0	0	0	1	0	4
33	Costa, Paula		0-0	0-0	0-0	0	0	0	2	0	0	1	0	2
34	Brown, Katie		1-3	0-0	2-2	1	1	2	2	4	0	1	0	15
Team						2	4	6						
Totals			18-53	6-14	14-17	9	24	33	24	56	9	16	3	200

FG % 1st Half: 8-28 28.6% 2nd half: 10-25 40.0% Game: 18-53 34.0%  
3FG % 1st Half: 3-8 37.5% 2nd half: 3-6 50.0% Game: 6-14 42.9%  
FT % 1st Half: 9-10 90.0% 2nd half: 5-7 71.4% Game: 14-17 82.4%

#### Southeast Missouri State 66 • 2-7

#	Player	Total		3-Ptr		Rebounds		PF	TP	A	TO	Bk	Stl	Min
		FG	FGA	FG	FGA	Off	Def							
04	HARRIEL, Brittany	f	4-6	0-1	0-0	1	4	5	2	8	0	2	1	27
15	SHIFFER, Courtney	f	2-7	0-0	9-10	4	13	17	3	13	0	1	2	35
40	ROBERTS, Baillie	f	4-10	0-2	0-0	2	4	6	1	8	1	3	1	29
01	BECK, Bianca	g	4-9	0-0	3-4	1	2	3	2	11	5	3	0	43
21	EVANS, Karley	g	5-15	4-8	1-1	0	1	1	2	15	3	2	0	35
02	ROSADO, Yelena		0-0	0-0	2-4	0	0	0	0	2	0	0	0	2
11	BRADSHAW, Allyson		1-6	0-4	2-2	1	0	1	3	4	0	0	0	14
20	FIELDS, Shelah		0-4	0-0	0-0	0	1	1	0	0	3	1	0	14
32	MACK, Patricia		1-2	0-0	3-4	5	2	7	2	5	1	0	0	11
Team						2	0	2						
Totals			21-59	4-15	20-25	16	27	43	15	66	13	13	4	200

FG % 1st Half: 13-30 43.3% 2nd half: 8-29 27.6% Game: 21-59 35.6%  
3FG % 1st Half: 1-8 12.5% 2nd half: 3-7 42.9% Game: 4-15 26.7%  
FT % 1st Half: 6-9 66.7% 2nd half: 14-16 87.5% Game: 20-25 80.0%

Officials: Ty Bills, Robin Orr, Jimmy Lomax, Jr.

Technical fouls: Lindenwood-None. Southeast Missouri State-None.

Attendance: 546

Score by periods	1st	2nd	Total
Lindenwood	28	28	56
Southeast Missouri State	33	33	66

Last FG - LWW 2nd-00:14, SEMO 2nd-00:25.  
Largest lead - LWW by 5 1st-19:09, SEMO by 16 2nd-02:33.

Score tied - 2 times.  
Lead changed - 1 time.

### Official Basketball Box Score -- Game Totals -- Final Statistics Southeast Missouri State vs Western Michigan 12/10/11 2 p.m. at Kalamazoo, Mich.

#### Southeast Missouri State 34 • 2-8

#	Player	Total		3-Ptr		Rebounds		PF	TP	A	TO	Bk	Stl	Min
		FG	FGA	FG	FGA	Off	Def							
04	HARRIEL, Brittany	f	3-6	0-1	0-0	2	3	5	4	6	1	0	0	2
40	ROBERTS, Baillie	f	1-11	0-2	0-0	2	4	6	1	2	0	2	0	1
15	SHIFFER, Courtney	c	1-7	0-0	1-2	1	4	5	3	3	1	1	1	28
01	BECK, Bianca	g	1-5	0-1	2-2	1	5	6	2	4	2	5	0	38
21	EVANS, Karley	g	3-10	1-5	3-5	0	1	1	0	10	3	6	1	33
02	ROSADO, Yelena		2-6	1-2	0-0	1	0	1	0	5	0	0	0	14
10	STEFFEL, Anna		0-2	0-2	2-2	0	0	0	0	2	0	0	0	7
11	BRADSHAW, Allyson		0-2	0-0	0-0	0	1	1	1	0	2	2	0	1
20	FIELDS, Shelah		0-3	0-2	0-0	0	0	0	1	0	0	2	0	0
32	MACK, Patricia		1-2	0-0	0-0	0	3	3	2	2	0	2	0	9
Team						1	4	5						
Totals			12-54	2-15	8-11	8	25	33	14	34	9	21	2	200

FG % 1st Half: 7-23 30.4% 2nd half: 5-31 16.1% Game: 12-54 22.2%  
3FG % 1st Half: 1-7 14.3% 2nd half: 1-8 12.5% Game: 2-15 13.3%  
FT % 1st Half: 3-5 60.0% 2nd half: 5-6 83.3% Game: 8-11 72.7%

#### Western Michigan 67 • 2-6

#	Player	Total		3-Ptr		Rebounds		PF	TP	A	TO	Bk	Stl	Min
		FG	FGA	FG	FGA	Off	Def							
04	WINDHAM, Jazmine	f	2-6	1-3	0-0	1	2	3	0	5	0	0	1	23
13	O'BRIEN, Michelle	f	5-8	0-3	2-3	1	6	7	1	12	0	3	1	25
02	BUCHANAN, Corie	g	4-10	0-1	5-6	1	9	10	2	13	2	3	1	21
15	ANDERSON, Aurielle	g	3-8	0-1	2-2	0	1	1	1	8	4	2	0	23
23	IAQUANIELLO, Maria	g	2-7	0-0	0-0	4	4	8	2	4	0	0	0	28
03	HENSON, Julia		2-5	2-4	0-0	0	1	1	0	6	1	0	0	1
11	HALEY, Courtney		1-9	1-7	0-0	0	2	2	1	3	0	0	0	18
14	KNOWLES, Jasmine		1-3	0-0	1-2	3	1	4	3	3	0	0	2	15
17	HARRIS, Marquisha		3-7	0-0	1-2	3	6	9	0	7	2	1	0	18
54	ADALINE, Rachel		2-5	0-0	2-2	3	1	4	3	6	0	2	2	0
Team						1	0	1						
Totals			25-68	4-19	13-17	17	33	50	13	67	9	13	5	200

FG % 1st Half: 15-34 44.1% 2nd half: 10-34 29.4% Game: 25-68 36.8%  
3FG % 1st Half: 3-12 25.0% 2nd half: 1-7 14.3% Game: 4-19 21.1%  
FT % 1st Half: 3-6 50.0% 2nd half: 10-11 90.9% Game: 13-17 76.5%

Officials: David Stewart, Rod Creech, Jamie Broderick

Technical fouls: Southeast Missouri State-None. Western Michigan-None.

Attendance: 608

Score by periods	1st	2nd	Total
Southeast Missouri State	18	16	34
Western Michigan	36	31	67

Last FG - SEMO 2nd-02:23, WMU 2nd-00:36.  
Largest lead - SEMO by 1 1st-15:41, WMU by 35 2nd-03:18.

Score tied - 3 times.  
Lead changed - 2 times.

### Official Basketball Box Score -- Game Totals -- Final Statistics Southeast Missouri State vs Central Michigan 12/18/11 12:00 PM EST at Wright State Nutter Center

#### Southeast Missouri State 59 • 2-9

#	Player	Total		3-Ptr		Rebounds		PF	TP	A	TO	Bk	Stl	Min
		FG	FGA	FG	FGA	Off	Def							
04	HARRIEL, Brittany	f	4-11	1-3	1-2	2	7	9	1	10	0	6	1	0
40	ROBERTS, Baillie	f	4-9	1-4	2-2	1	3	4	1	11	2	4	0	0
15	SHIFFER, Courtney	c	1-5	0-0	0-2	2	1	3	2	3	2	0	0	27
01	BECK, Bianca	g	1-5	0-0	0-0	1	2	3	4	2	2	5	0	0
21	EVANS, Karley	g	2-10	1-5	0-0	2	3	5	2	5	1	3	0	0
02	ROSADO, Yelena		2-3	0-0	0-1	2	0	2	0	4	0	2	0	0
10	STEFFEL, Anna		0-2	0-2	0-0	0	0	0	0	0	0	0	0	6
11	BRADSHAW, Allyson		2-9	2-5	5-6	0	3	3	4	11	1	0	0	3
20	FIELDS, Shelah		2-4	0-2	1-1	0	1	1	2	5	1	5	0	0
32	MACK, Patricia		2-4	0-1	5-8	4	6	10	4	9	0	3	0	1
Team						4	3	7						
Totals			20-62	5-22	14-22	18	29	47	21	59	10	31	1	4

FG % 1st Half: 8-27 29.6% 2nd half: 12-35 34.3% Game: 20-62 32.3%  
3FG % 1st Half: 3-8 37.5% 2nd half: 2-14 14.3% Game: 5-22 22.7%  
FT % 1st Half: 8-10 80.0% 2nd half: 6-12 50.0% Game: 14-22 63.6%

#### Central Michigan 100 • 5-5

#	Player		Total FG-FGA	3-Ptr FG-FGA	FT-FTA	Rebounds Off Def Tot	PF	TP	A	TO	Bk	Stl	Min
32	BRACEY, Jas'Mine	f	3-7	0-0	0-0	3 2 5	0	6	1	3	1	0	16
33	BAKER, Brandie	f	0-5	0-1	0-0	0 2 2	1	0	4	0	0	3	24
04	WELCH, Kylie	g	3-3	2-2	1-1	0 1 1	0	9	2	0	0	0	24
23	BRADFORD, Crystal	g	5-10	0-1	0-2	1 1 2	1	10	0	2	1	4	17
31	LaDUKE, Jordan	g	4-8	1-5	1-1	1 2 3	4	10	1	0	0	3	19
01	MILLER, Skylar		2-4	0-0	5-5	3 4 7	1	9	1	0	0	1	16
03	GREEN, Jessica		2-5	2-3	1-5	0 1 1	4	7	4	1	1	2	12
05	OLIVE, Jalisa		1-2	1-2	2-2	0 1 1	0	5	3	0	0	2	12
12	TAMM, Kerby		6-8	4-6	1-1	1 1 2	2	17	0	0	0	0	14
22	BELLAMY, Lauren		0-1	0-0	0-0	0 2 2	0	2	0	2	0	0	10
24	DIGUILLO, Niki		4-7	3-5	0-0	0 1 1	2	11	0	3	0	0	14
42	HUFF, Sarah		0-1	0-0	3-6	0 7 7	0	3	0	1	1	1	10
44	JOHNSON, Taylor		4-9	2-4	3-4	2 0 2	1	13	2	2	0	1	11
	Team					1 4 5							
Totals			34-70	15-29	17-27	12 29 41	21	100	20	14	4	17	200





## 2011-12 Box Scores



### Official Basketball Box Score -- Game Totals -- Final Statistics

Southeast Missouri State vs Longwood  
12/20/11 2:30 PM EST at Wright State Nutter Center

#### Southeast Missouri State 56 • 3-10

#	Player		Total		3-Ptr		Rebounds		PF	TP	A	TO	Blk	Stl	Min
			FG-FGA	FG-FGA	FT-FTA	FT-FTA	Off Def Tot	Off Def Tot							
04	HARRIEL, Brittany	f	5-15	0-2	8-9	4 9 13	3 18	3 1 1	2	35					
04	ROBERTS, Baile	f	2-7	0-3	5-5	1 5 6	4 9	3 3 0	0	29					
15	SHIFFER, Courtney	c	1-9	0-0	3-4	1 3 4	2 5	0 2 2	1	31					
01	BECK, Bianca	g	2-7	0-1	2-4	2 2 4	1 6	3 3 1	2	37					
21	EVANS, Karley	g	4-8	1-3	2-2	0 2 2	1 11	2 3 0	0	36					
02	ROSADO, Yelena	0-1	0-0	0-0	0 0 0	0 0	0 0	0 0 0	0	5					
11	BRADSHAW, Allyson	1-4	1-4	1-2	0 0 1	1 1	4	0 1 0	0	12					
20	FIELDS, Shelah	1-3	1-2	0-0	0 0 0	1 3	2	1 0 0	0	10					
32	MACK, Patricia	0-0	0-0	0-0	0 0 0	0 0	0	2 0 0	0	5					
Team						4 6 10									
Totals			16-54	3-15	21-26	12 28 40	13 56	13 16 4	5	200					

FG % 1st Half: 11-30 36.7% 2nd half: 5-24 20.8% Game: 16-54 29.6%  
3FG % 1st Half: 3-10 30.0% 2nd half: 0-5 0.0% Game: 3-15 20.0%  
FT % 1st Half: 5-7 71.4% 2nd half: 16-19 84.2% Game: 21-26 80.8%

#### Longwood 52 • 2-10

#	Player		Total		3-Ptr		Rebounds		PF	TP	A	TO	Blk	Stl	Min
			FG-FGA	FG-FGA	FT-FTA	FT-FTA	Off Def Tot	Off Def Tot							
15	Chelsea Coward	f	3-8	0-1	3-4	0 5 5	3 9	2 2 0	1	33					
24	Heather Toback	f	3-7	0-1	0-0	1 4 5	4 6	0 1 2	0	21					
01	Mieke Elkington	g	1-7	0-2	2-4	3 5 8	4 4	2 1 0	1	27					
03	Crystal Smith	g	3-8	3-5	0-0	0 0 0	2 9	1 4 0	1	26					
10	Erin Neal	g	5-12	1-3	1-2	0 3 3	2 12	3 3 0	2	31					
05	Brittanni Billups	5-11	0-0	0-0	5 7 12	2 10	0 6 3	1	30						
14	Kacie Oliver	0-0	0-0	0-0	0 0 0	0 0	0 0 0	0	2						
32	Rianna Frazer	1-5	0-3	0-0	0 2 2	3 2	3 0 0	0	26						
33	Megan Baltzell	0-1	0-0	0-0	1 0 1	1 0	0 1 0	0	4						
Team						2 3 5									
Totals			21-59	4-15	6-10	12 29 41	21 52	11 19 5	6	200					

FG % 1st Half: 12-31 38.7% 2nd half: 9-28 32.1% Game: 21-59 35.6%  
3FG % 1st Half: 3-9 33.3% 2nd half: 1-6 16.7% Game: 4-15 26.7%  
FT % 1st Half: 1-2 50.0% 2nd half: 5-8 62.5% Game: 6-10 60.0%

Officials: Kelly Dennis, Thurman Leggs and Jamie Broderick  
Technical fouls: Southeast Missouri State-None. Longwood-None.  
Attendance: 106  
Wright State Invitational Presented by Holiday Inn

Score by periods	1st	2nd	Total
Southeast Missouri State	30	26	56
Longwood	28	24	52

Last FG - SEMO 2nd-05:08, LW 2nd-02:41.  
Largest lead - SEMO by 12 1st-07:05, LW by 1 1st-14:13.

Points SEMO 20 In Paint 18 Off T/O 14 2nd Chance 10 Fast Break 7 Bench 7  
LW 20 13 8 2 12

Score tied - 3 times.  
Lead changed - 6 times.

### Official Basketball Box Score -- Game Totals -- Final Statistics

Morehead State vs Southeast Missouri State  
12/28/11 5:30 p.m. at Show Me Center--Cape Girardeau, Mo.

#### Morehead State 61 • 4-9, 1-0 OVC

#	Player		Total		3-Ptr		Rebounds		PF	TP	A	TO	Blk	Stl	Min
			FG-FGA	FG-FGA	FT-FTA	FT-FTA	Off Def Tot	Off Def Tot							
05	HARRIS, Ashar	f	5-11	0-1	2-5	5 3 8	4 12	1 3 0	1	27					
05	ARLEDGE, Mackenzie	f	0-0	0-0	0-0	3 1 4	2 0	0 1 0	1	21					
13	TURNER, Allie	g	3-8	3-7	0-0	0 1 1	4 9	1 2 0	0	26					
21	DIXON, Linda	g	3-17	3-11	1-2	1 5 6	1 10	4 1 1	1	38					
25	LUMPKIN, Courtney	g	11-22	6-10	2-2	0 3 3	3 30	3 3 0	1	33					
01	RYANS, Casey	0-0	0-0	0-0	1 0 1	0 0	0 1 0	0	10						
03	GREENWELL, Natalie	0-0	0-0	0-0	2 0 2	0 0	1 1 0	1	12						
04	JONES, Almesha	0-0	0-0	0-0	0 0 0	1 0	0 0 0	0	6						
10	KYLE, Whitney	0-0	0-0	0-0	0 1 1	3 0	0 0 0	0	6						
11	ROBINSON, Terrice	0-2	0-1	0-0	1 2 3	2 0	0 3 0	0	11						
20	ITUEN, Tyler	0-2	0-2	0-0	2 3 5	5 0	2 1 0	1	10						
Team						6 2 8									
Totals			22-62	12-32	5-10	21 21 42	25 61	12 18 1	6	200					

FG % 1st Half: 12-30 40.0% 2nd half: 10-32 31.3% Game: 22-62 35.5%  
3FG % 1st Half: 6-16 37.5% 2nd half: 6-16 37.5% Game: 12-32 37.5%  
FT % 1st Half: 1-2 50.0% 2nd half: 4-8 50.0% Game: 5-10 50.0%

#### Southeast Missouri State 57 • 3-11, 0-1 OVC

#	Player		Total		3-Ptr		Rebounds		PF	TP	A	TO	Blk	Stl	Min
			FG-FGA	FG-FGA	FT-FTA	FT-FTA	Off Def Tot	Off Def Tot							
04	HARRIEL, Brittany	f	1-2	0-1	0-0	1 8 9	0 2	1 1 0	0	32					
04	ROBERTS, Baile	f	4-11	1-2	6-8	2 4 6	2 15	1 1 0	0	34					
15	SHIFFER, Courtney	c	1-4	0-0	0-0	2 0 2	1 2	1 1 0	0	18					
01	BECK, Bianca	g	4-9	0-1	5-8	0 0 0	4 13	5 4 0	1	34					
21	EVANS, Karley	g	0-3	0-2	0-0	0 0 0	1 0	1 2 1	0	20					
02	ROSADO, Yelena	1-4	0-2	2-4	0 0 0	0 4	0 2 0	0	11						
11	BRADSHAW, Allyson	2-3	1-1	2 2 3	1 6	1 2 0	0	14							
20	FIELDS, Shelah	0-1	0-1	0 0 0	0 0	0 1 0	0	8							
32	MACK, Patricia	5-7	0-0	5-8	3 8 11	3 15	1 3 0	4	29						
Team						1 1 2									
Totals			18-44	2-10	19-30	11 22 33	12 57	12 18 1	6	200					

FG % 1st Half: 10-21 47.6% 2nd half: 8-23 34.8% Game: 18-44 40.9%  
3FG % 1st Half: 0-4 0.0% 2nd half: 2-6 33.3% Game: 2-10 20.0%  
FT % 1st Half: 3-6 50.0% 2nd half: 16-24 66.7% Game: 19-30 63.3%

Officials: Mike Riggs, Kyle Labar, Michael Brasher  
Technical fouls: Morehead State-None. Southeast Missouri State-None.  
Attendance: 530

Score by periods	1st	2nd	Total
Morehead State	31	30	61
Southeast Missouri State	23	34	57

Last FG - MOR 2nd-00:40, SEMO 2nd-00:55.  
Largest lead - MOR by 13 2nd-17:17, SEMO None.

Points MOR 16 In Paint 12 Off T/O 14 2nd Chance 10 Fast Break 8 Bench 25  
SEMO 28 16 7 8 25

Score tied - 4 times.  
Lead changed - 0 times.

### Official Basketball Box Score -- Game Totals -- Final Statistics

Murray State vs Southeast Missouri State  
12/31/11 1:00 p.m. at Show Me Center--Cape Girardeau, Mo.

#### Murray State 80 • 4-8, 1-0 OVC

#	Player		Total		3-Ptr		Rebounds		PF	TP	A	TO	Blk	Stl	Min
			FG-FGA	FG-FGA	FT-FTA	FT-FTA	Off Def Tot	Off Def Tot							
12	LOWE, Kayla	f	3-8	0-3	4-6	0 3 3	3 10	4 2 0	0	36					
42	McBEAN, Ashleigh	f	1-3	0-0	0-0	2 1 3	2 2	0 0 0	1	13					
40	HOSEY, Chanvare	c	0-0	0-0	1-2	1 0 1	0 1	0 0 0	0	4					
11	BURGESS, Erica	g	7-12	1-3	8-8	1 1 2	3 23	0 5 0	2	25					
20	ROBINSON, Mariah	g	2-10	1-4	4-6	1 4 5	3 9	0 2 0	0	26					
00	CUNNINGHAM, Kayla	0-1	0-0	0-0	0 0 0	1 0	0 1 0	0	7						
01	ELKINS, Tessa	6-9	1-4	4-5	2 5 7	2 17	1 4 0	2	31						
13	KIRBY, Keiona	0-0	0-0	0-0	0 0 0	0 0	0 0 0	0	1						
22	MAHURIN, Beth	3-6	0-0	0-0	3 5 8	4 6	0 1 0	1	15						
24	SCHWAB, Mallory	2-5	0-1	1-2	2 2 4	0 5	0 1 1	1	16						
30	KARST, Allison	1-1	1-1	0-0	0 0 0	0 3	0 0 0	1	11						
31	WATSON, Kyra	1-2	0-0	2-2	1 2 3	4 4	1 2 0	0	15						
Team						1 1 2									
Totals			26-57	4-16	24-31	14 24 38	22 80	6 18 1	7	200					

FG % 1st Half: 12-28 42.9% 2nd half: 14-29 48.3% Game: 26-57 45.6%  
3FG % 1st Half: 2-6 33.3% 2nd half: 2-10 20.0% Game: 4-16 25.0%  
FT % 1st Half: 6-6 100.0% 2nd half: 18-25 72.0% Game: 24-31 77.4%

#### Southeast Missouri State 75 • 3-12, 0-2 OVC

#	Player		Total		3-Ptr		Rebounds		PF	TP	A	TO	Blk	Stl	Min
			FG-FGA	FG-FGA	FT-FTA	Off	Def	Tot							
04	HARRIEL, Brittany	f	11-18	0-2	4-6	6	6	12	3	26	0	4	0	3	32
40	ROBERTS, Baile	f	6-20	0-2	2-2	4	4	8	3	14	1	2	0	1	29
15	SHIFFER, Courtney	c	0-2	0-0	0-1	3	2	5	3	0	0	1	1	0	7
01	BECK, Bianca	g	1-5	0-1	1-4	0	0	0	4	3	9	5	0	0	39
21	EVANS, Karley	g	6-12	5-11	2-4	0	5	5	3	19	4	2	1	0	39
02	ROSADO, Yelena		0-0	0-0	0-0	0	0	0	0	0	0	1	0	0	
10	STEFFEL, Anna		0-0	0-0	0-0	0	0	0	0	0	0	0	0	0	0+
11	BRADSHAW, Allyson		2-6	1-3	6-8	0	0	0	5	11	2	1	0	0	30
32	MACK, Patricia		1-2	0-0	0-0	7	3	10	2	2	1	1	0	1	23
	Team					0	2	2							
Totals			27-65	6-19	15-25	20	22	42	23	75	17	17	2	5	200





## 2011-12 Box Scores

### Official Basketball Box Score -- Game Totals -- Final Statistics Southeast Missouri State vs Eastern Kentucky University 01/07-12 4:00 p.m. at Richmond, Ky. (McBrayer Arena)

#### Southeast Missouri State 37 • 4-13 (1-3 OVC)

#	Player		Total		3-Ptr		Rebounds		PF	TP	A	T	Blk	Stl	Min
			FG	FGA	FG	FGA	FT	FTA							
04	HARRIEL, Brittany	f	4-16	0-2	3-4	3	8	11	2	11	0	2	0	0	34
40	ROBERTS, Bailie	f	2-9	0-1	0-0	1	5	6	4	4	0	4	0	1	34
15	SHIFFER, Courtney	c	0-2	0-0	0-0	0	1	1	3	0	1	3	0	0	17
01	BECK, Bianca	g	2-11	0-2	2-5	2	3	5	2	6	3	2	0	1	38
21	EVANS, Karley	g	3-10	1-5	2-3	1	4	5	2	9	1	2	0	0	36
02	ROSADO, Yelena		0-0	0-0	0-0	0	0	0	0	0	0	1	0	0	1
11	BRADSHAW, Allyson		0-3	0-2	1-2	0	0	0	2	1	0	1	0	0	10
20	FIELDS, Shelah		0-1	0-1	0-0	0	0	0	0	0	0	0	0	0	4
32	MACK, Patricia		2-7	0-0	2-2	3	4	7	3	6	2	0	0	0	26
Team															
Totals			13-59	1-13	10-16	15	28	43	18	37	7	15	0	2	200

FG % 1st Half: 9-29 31.0% 2nd half: 4-30 13.3% Game: 13-59 22.0%  
3FG % 1st Half: 1-7 14.3% 2nd half: 0-6 0.0% Game: 1-13 7.7%  
FT % 1st Half: 4-6 66.7% 2nd half: 6-10 60.0% Game: 10-16 62.5%

#### Eastern Kentucky University 52 • 7-7 (3-1 OVC)

#	Player		Total		3-Ptr		Rebounds		PF	TP	A	T	Blk	Stl	Min
			FG	FGA	FG	FGA	FT	FTA							
30	ALLEN, LaRa`e	f	2-8	0-4	0-0	1	1	2	1	4	0	0	0	0	14
42	JONES, Alex	f	1-5	0-0	3-4	0	9	9	1	5	0	5	2	0	30
10	GRAY, Raechele	g	3-5	2-2	4-6	0	5	5	2	12	5	1	0	2	39
25	CARPENTER, Marie	g	5-12	0-2	0-3	1	1	2	2	10	1	2	0	0	37
33	STOVALL, Jasmine	g	0-2	0-0	0-0	0	0	0	2	0	2	0	0	0	17
01	BOOTH, Carla	g	0-2	0-2	1-2	0	1	1	0	1	0	1	0	0	8
22	COLES, Brittany		2-5	0-1	2-2	0	5	5	3	6	2	0	3	1	35
23	BRYANT, Jalisa		0-0	0-0	0-0	0	1	1	1	0	0	0	0	0	1
32	BARBER, Jade		6-10	0-0	2-5	2	8	10	4	14	0	3	0	3	19
Team															
Totals			19-49	2-11	12-22	5	35	40	16	52	10	12	5	6	200

FG % 1st Half: 9-31 29.0% 2nd half: 10-18 55.6% Game: 19-49 38.8%  
3FG % 1st Half: 2-9 22.2% 2nd half: 0-2 0.0% Game: 2-11 18.2%  
FT % 1st Half: 2-2 100.0 2nd half: 10-20 50.0% Game: 12-22 54.5%

Officials: Erica Bradley (r), Ronald Hanna, Bryan Nichols  
Technical fouls: Southeast Missouri State-None, Eastern Kentucky University-STOVALL, Jasmine.  
Attendance: 175

Score by periods	1st	2nd	Total
Southeast Missouri State	23	14	37
Eastern Kentucky University	22	30	52

Last FG - SEMO 2nd-04:10, EKU 2nd-01:28.  
Largest lead - SEMO by 9 1st-07:54, EKU by 15 2nd-00:39.

Points	In	Off	2nd	Fast	Bench
SEMO	20	7	11	4	7
SKU	24	12	2	0	21

Score tied - 2 times.  
Lead changed - 6 times.

### Official Basketball Box Score -- Game Totals -- Final Statistics SIUE vs Southeast Missouri State 01/16/12 7:00 p.m. at Show Me Center--Cape Girardeau, Mo.

#### SIUE 58 • 10-7, 4-2 OVC

#	Player		Total		3-Ptr		Rebounds		PF	TP	A	T	Blk	Stl	Min
			FG	FGA	FG	FGA	FT	FTA							
25	HERRROD, Michaela	f	5-13	0-0	2-3	1	8	9	1	12	0	0	0	0	30
45	BERRY, Raven	f	4-8	0-0	2-3	2	1	3	3	10	1	4	0	0	21
01	DUNCAN, Melia	g	0-4	0-2	3-4	2	1	3	3	3	4	1	0	3	35
22	HILL, Jazmin	g	1-4	1-4	0-0	0	1	1	0	3	0	0	0	0	12
24	KENNER, Courtney	g	3-7	1-3	0-1	0	3	3	0	7	2	1	0	0	37
10	HEMPEN, Katie		4-7	1-3	2-2	0	3	3	3	11	2	3	0	2	28
11	CONNOR, Kiara		2-2	0-0	2-2	1	1	2	1	6	0	1	0	1	12
12	HEADIE, Madison		0-0	0-0	0-0	0	0	0	0	0	0	0	0	1	1
23	AUSTIN, Tierny		3-9	0-3	0-0	1	4	5	1	6	2	1	1	1	24
Team															
Totals			22-54	3-15	11-15	8	25	33	12	58	11	11	1	8	200

FG % 1st Half: 13-29 44.8% 2nd half: 9-25 36.0% Game: 22-54 40.7%  
3FG % 1st Half: 1-10 10.0% 2nd half: 0-6 0.0% Game: 1-16 6.3%  
FT % 1st Half: 2-3 66.7% 2nd half: 9-12 75.0% Game: 11-15 73.3%

#### Southeast Missouri State 43 • 4-15, 1-5 OVC

#	Player		Total		3-Ptr		Rebounds		PF	TP	A	T	Blk	Stl	Min
			FG	FGA	FG	FGA	FT	FTA							
04	HARRIEL, Brittany	f	6-8	0-0	1-3	1	9	10	3	13	0	3	2	3	30
15	SHIFFER, Courtney	f	3-6	0-0	6-6	2	4	6	4	12	1	3	0	0	33
40	ROBERTS, Bailie	f	1-8	0-2	1-2	3	2	5	2	3	2	1	0	0	27
01	BECK, Bianca	g	1-4	0-0	2-2	1	4	5	1	4	3	3	1	0	36
21	EVANS, Karley	g	1-8	0-4	0-0	0	2	2	1	2	1	3	0	1	30
02	ROSADO, Yelena		1-2	0-0	0-0	0	0	0	1	2	1	2	0	1	5
10	STEFFEL, Anna		0-1	0-1	0-0	0	0	0	0	0	0	0	0	0	4
11	BRADSHAW, Allyson		2-10	1-8	0-0	0	3	3	0	5	0	2	0	0	17
20	FIELDS, Shelah		0-1	0-1	0-0	0	0	0	0	0	0	0	0	0	3
32	MACK, Patricia		1-1	0-0	0-0	3	0	3	2	2	1	0	0	0	15
Team															
Totals			16-49	1-16	10-13	11	26	37	14	43	9	19	3	5	200

FG % 1st Half: 6-21 28.6% 2nd half: 10-28 35.7% Game: 16-49 32.7%  
3FG % 1st Half: 1-10 10.0% 2nd half: 0-6 0.0% Game: 1-16 6.3%  
FT % 1st Half: 5-6 83.3% 2nd half: 5-7 71.4% Game: 10-13 76.9%

Officials: Eric Baker, Kyle Iabar, Jacob Asher  
Technical fouls: SIUE-None, Southeast Missouri State-None.  
Attendance: 353

Score by periods	1st	2nd	Total
SIUE	31	27	58
Southeast Missouri State	18	25	43

Last FG - SIUE 2nd-01:55, SEMO 2nd-00:39.  
Largest lead - SIUE by 18 2nd-01:24, SEMO by 7 1st-16:44.

Points	In	Off	2nd	Fast	Bench
SIUE	26	23	9	0	23
SEMO	24	7	10	2	9

Score tied - 0 times.  
Lead changed - 1 time.

### Official Basketball Box Score -- Game Totals -- Final Statistics Eastern Illinois vs Southeast Missouri State 01/14/12 5:30 p.m. at Show Me Center--Cape Girardeau, Mo.

#### Eastern Illinois 73 • 12-4, 3-0 OVC

#	Player		Total		3-Ptr		Rebounds		PF	TP	A	T	Blk	Stl	Min
			FG	FGA	FG	FGA	FT	FTA							
33	MITCHELL, Sydney	f	1-4	0-2	2-2	0	3	3	1	4	0	0	0	0	20
44	PRESSLEY, Chantelle	f	0-2	0-0	2-2	1	8	9	4	2	3	0	1	2	19
01	KING, Mariah	f	11-13	1-1	7-10	3	5	8	1	30	0	2	1	2	23
04	WYSS, Kelsey	g	2-8	1-2	0-0	1	2	3	0	5	2	1	0	1	22
15	NIXON, TaiKenya	g	6-7	0-0	3-6	3	3	6	1	15	0	3	0	2	23
03	PAYNE, Katlyn		2-7	1-2	2-4	1	4	5	1	7	3	1	0	0	15
10	OROSZOVA, Sabina		1-6	1-2	0-0	2	2	4	2	3	2	0	1	1	15
22	CRUNK, Jordyne		0-4	0-0	3-4	1	3	4	4	3	2	1	0	0	20
23	PARKER, Jessica		0-1	0-0	0-0	0	2	2	0	0	1	0	0	0	19
24	PALOMBIZIO, Morgan		0-4	0-0	2-3	0	1	1	2	2	1	0	0	0	14
40	OLSON, Taryn		1-2	0-0	0-0	0	1	1	1	2	0	1	0	0	6
54	WILLIS, DeAnna		0-0	0-0	0-0	0	1	1	0	0	0	1	0	0	4
Team															
Totals			24-58	4-9	21-31	14	38	52	17	73	14	11	3	8	200

FG % 1st Half: 14-29 48.3% 2nd half: 10-29 34.5% Game: 24-58 41.4%  
3FG % 1st Half: 3-8 37.5% 2nd half: 1-1 100.0 Game: 4-9 44.4%  
FT % 1st Half: 12-18 66.7% 2nd half: 9-13 69.2% Game: 21-31 67.7%

#### Southeast Missouri State 46 • 4-14, 1-4 OVC

#	Player		Total		3-Ptr		Rebounds		PF	TP	A	T	Blk	Stl	Min
			FG	FGA	FG	FGA	FT	FTA							
04	HARRIEL, Brittany	f	0-3	0-1	2-2		1	4	5	3	2	1	1	0	21
15	SHIFFER, Courtney	f	2-4	0-0	0-0		2	4	6	3	4	0	0	1	20
40	ROBERTS, Bailie	f	4-12	0-2	3-4		4	3	7	2	11	1	2	0	33
01	BECK, Bianca	g	2-6	0-1	2-3		0	3	3	4	6	2	1	0	21
21	EVANS, Karyle	g	3-10	1-6	1-2		0	4	4	2	8	1	2	0	34
10	ROSADO, Yelena		1-7	0-2	3-4		0	2	2	1	5	1	1	0	20
11	STEFEL, Anna		0-0	0-0	0-0		0	0	0	0	0	0	0	0	0
10	BRADSHAW, Allyson		1-11	1-7	2-3		0	0	0	5	5	0	6	0	22
21	FIELDS, Shelah		2-4	0-1	0-0		0	1	1	0	4	0	0	0	7
32	HOLMES, Amber		0-0	0-0	0-0		1	1	2	0	0	0	0	0	8
24	MACK, Patricia		0-4	0-1	1-2		3	3	6	4	1	0	1	1	12
	Team						2	1	3						
Totals			15-61	2-21	14-20		13	26	39	24	46	6	14	3	200





## 2011-12 Box Scores

### Official Basketball Box Score -- Game Totals -- Final Statistics Southeast Missouri State vs UT Martin 1-28-12 6 p.m. at Elam Center - Martin, Tenn.

#### Southeast Missouri State 47 • 4-17 (1-7 OVC)

#	Player	Total		3-Ptr		Rebounds		PF	TP	A	T	Blk	Stl	Min
		FG	FGA	FG	FGA	Off	Def							
01	BECK, Bianca	* 2-8	0-0	0-1	0 1 1	0	4	2	2	0	2	31		
04	HARRIEL, Brittany	* 1-4	0-0	2-2	1 1 2	0	4	1	2	0	1	19		
15	SHIFFER, Courtney	* 5-10	0-0	4-5	3 2 5	3	14	0	1	0	2	27		
21	EVANS, Karley	* 0-4	0-2	1-2	0 0 0	2	1	4	2	0	2	29		
40	ROBERTS, Bailee	* 8-16	1-3	2-4	2 3 5	2	19	2	3	0	2	33		
02	ROSADO, Yelena	1-2	0-0	0-0	1 0 1	2	2	0	5	0	0	10		
11	BRADSHAW, Allyson	1-6	1-4	0-0	1 4 5	0	3	0	4	0	0	24		
20	FIELDS, Shelah	0-3	0-1	0-0	0 0 0	0	0	0	1	0	0	8		
24	HOLMES, Amber	0-1	0-0	0-0	0 0 0	2	0	0	0	0	0	6		
32	MACK, Patricia	0-1	0-0	0-0	3 6 9	1	0	1	2	0	0	13		
Team						2 1 3								
Totals		18-55	2-10	9-14	13 18 31	12	47	10	22	0	9	200		

FG % 1st Half: 11-30 36.7% 2nd half: 7-25 28.0% Game: 18-55 32.7% Deadball Rebounds 0  
3FG % 1st Half: 0-4 0.0% 2nd half: 2-6 33.3% Game: 2-10 20.0%  
FT % 1st Half: 3-4 75.0% 2nd half: 6-10 60.0% Game: 14-24 58.3%

#### UT Martin 88 • 12-8 (6-1 OVC)

#	Player	Total		3-Ptr		Rebounds		PF	TP	A	T	Blk	Stl	Min
		FG	FGA	FG	FGA	Off	Def							
11	BUTLER, Heather	* 10-15	3-6	2-2	0 1 1	1	25	5	2	0	3	33		
12	NEWSOME, Jasmine	* 8-13	3-5	0-0	0 2 2	2	19	7	4	1	2	33		
20	HASLIP, Jacissa	* 3-8	3-6	2-2	1 3 4	1	11	2	1	0	3	28		
24	CRAWFORD, Shelby	* 2-3	0-0	3-4	1 6 7	2	7	0	0	0	0	18		
45	REEDY, Aubrey	* 0-1	0-1	0-0	0 2 2	0	0	1	0	0	1	20		
14	HALL, Taylor	0-1	0-0	2-2	0 2 2	3	2	5	2	0	2	22		
15	SMITH, Paige	0-0	0-0	0-0	0 3 3	0	0	0	1	0	0	3		
30	GRIFFIN, Heather	0-0	0-0	0-0	0 0 0	0	0	0	0	0	0	3		
32	WHITE, Megan	1-3	1-3	0-0	0 2 2	0	3	1	1	0	0	9		
33	BRYANT, Rickiesha	2-3	0-0	0-0	0 0 0	1	4	0	2	1	0	4		
40	GLENN, Beth	2-4	0-0	3-4	5 1 6	0	7	0	1	1	2	14		
42	HAWN, Beth	4-4	0-0	2-4	0 2 2	2	10	2	0	1	0	13		
Team						2 2 3								
Totals		32-55	10-21	14-18	8 26 34	12	88	23	14	4	13	200		

FG % 1st Half: 13-27 48.1% 2nd half: 19-28 67.9% Game: 32-55 58.2% Deadball Rebounds 0  
3FG % 1st Half: 4-12 33.3% 2nd half: 6-9 66.7% Game: 10-21 47.6%  
FT % 1st Half: 3-4 75.0% 2nd half: 11-14 78.6% Game: 14-18 77.8%

Officials: Jody Cantrell (r), Walter Flowers, Ty Abernathy  
Technical fouls: Southeast Missouri State-None. UT Martin-None.  
Attendance: 2414

Score by periods	1st	2nd	Total
Southeast Missouri State	25	22	47
UT Martin	33	55	88

Points	In	Off	2nd	Fast	Bench
SEMO	30	9	14	4	5
UTM	32	33	7	11	26

Last FG - SEMO 2nd-03:27, UTM 2nd-00:28.  
Largest lead - SEMO by 2 1st-17:32, UTM by 41 2nd-00:28.

Score tied - 2 times.  
Lead changed - 8 times.

### Official Basketball Box Score -- Game Totals -- Final Statistics Austin Peay vs Southeast Missouri State 01/30/12 7:00 p.m. at Show Me Center--Cape Girardeau, Mo.

#### Austin Peay 60 • 5-18, 2-8 OVC

#	Player	Total		3-Ptr		Rebounds		PF	TP	A	T	Blk	Stl	Min
		FG	FGA	FG	FGA	Off	Def							
00	RAYNER, Jasmine	f 2-5	0-0	6-7	1 2 3	2	10	0	3	0	0	2	27	
42	HILL, Kaitlyn	c 6-10	0-0	4-4	1 1 2	3	16	0	1	0	1	0	24	
05	OLSZEWSKI, Nicole	g 1-4	1-2	2-2	0 2 2	0	5	1	3	1	2	22		
12	HANLEY, Whitney	g 7-17	1-6	0-0	0 2 2	3	15	4	5	2	1	40-		
44	OLSZEWSKI, Shelby	g 0-2	0-1	0-0	0 2 2	4	0	2	4	0	1	19		
03	BULEY, Shira	0-1	0-0	2-2	0 2 2	2	2	1	0	0	0	11		
04	STAINBACK, Kristen	1-5	1-4	0-0	0 2 2	0	3	0	0	1	0	27		
14	MARTINEZ, Leslie	3-8	1-2	0-0	1 4 5	5	7	3	0	1	2	20		
33	MCKENNEY, Somalia	1-1	0-0	0-0	0 3 3	2	2	0	0	0	1	10		
Team						1 7 8								
Totals		21-53	4-15	14-15	4 27 31	21	60	11	17	5	10	200		

FG % 1st Half: 11-23 47.8% 2nd half: 10-30 33.3% Game: 21-53 39.6% Deadball Rebounds 0  
3FG % 1st Half: 2-4 50.0% 2nd half: 2-11 18.2% Game: 4-15 26.7%  
FT % 1st Half: 4-4 100.0 2nd half: 10-11 90.9% Game: 14-15 93.3%

#### Southeast Missouri State 69 • 5-17, 2-7 OVC

#	Player	Total		3-Ptr		Rebounds		PF	TP	A	T	Blk	Stl	Min
		FG	FGA	FG	FGA	Off	Def							
04	HARRIEL, Brittany	f 5-8	0-1	5-7	2 3 5	2	15	1	0	1	2	34		
40	ROBERTS, Bailee	f 5-13	0-3	0-0	4 9 13	2	10	2	4	0	2	37		
15	SHIFFER, Courtney	c 3-10	0-0	3-8	4 5 9	4	9	1	2	0	0	28		
01	BECK, Bianca	g 2-4	0-0	3-4	2 4 6	0	7	6	4	1	3	36		
21	EVANS, Karley	g 1-11	0-7	2-2	1 1 2	2	4	1	0	1	0	26		
02	ROSADO, Yelena	1-1	0-0	2-4	0 0 0	0	4	0	1	0	1	4		
11	BRADSHAW, Allyson	5-9	5-8	2-2	0 0 0	0	17	0	4	0	0	22		
32	MACK, Patricia	1-2	0-0	1-2	0 3 3	5	3	1	0	1	0	13		
Team						1 4 5								
Totals		23-58	5-19	18-29	14 29 43	15	69	15	17	3	9	200		

FG % 1st Half: 13-30 43.3% 2nd half: 10-28 35.7% Game: 23-58 39.7% Deadball Rebounds 5  
3FG % 1st Half: 3-11 27.3% 2nd half: 2-8 25.0% Game: 5-19 26.3%  
FT % 1st Half: 6-10 60.0% 2nd half: 12-19 63.2% Game: 18-29 62.1%

Officials: Mike Riggs, Brent Garcia, Sonny Scypers  
Technical fouls: Austin Peay-None. Southeast Missouri State-None.  
Attendance: 369  
Home #32 Fouled Out At 05:57 Mark of Second Half  
Visitor #14 Fouled Out At 00:01 Mark of Second Half

Score by periods	1st	2nd	Total
Austin Peay	28	32	60
Southeast Missouri State	35	34	69

Points	In	Off	2nd	Fast	Bench
APSU	24	12	5	0	14
SEMO	18	6	12	4	24

Last FG - APSU 2nd-00:16, SEMO 2nd-02:37.  
Largest lead - APSU by 8 1st-13:08, SEMO by 9 1st-00:21.

Score tied - 3 times.  
Lead changed - 3 times.

### Official Basketball Box Score -- Game Totals -- Final Statistics Southeast Missouri State vs Eastern Illinois 02/01/12 7 p.m. at Charleston, Ill. (Lantz Arena)

#### Southeast Missouri State 48 • 5-18 (2-8 OVC)

#	Player	Total		3-Ptr		Rebounds		PF	TP	A	T	Blk	Stl	Min
		FG	FGA	FG	FGA	Off	Def							
04	HARRIEL, Brittany	f 5-8	0-0	1-1	0 3 3	3	11	1	3	0	1	23		
40	ROBERTS, Bailee	f 5-9	1-3	0-2	2 6 8	4	11	1	3	0	1	30		
15	SHIFFER, Courtney	c 6-8	0-0	1-2	0 3 3	2	13	2	2	1	2	29		
01	BECK, Bianca	g 2-3	0-0	2-4	1 3 4	6	1	0	2	0	2	24		
21	EVANS, Karley	g 0-4	0-3	1-2	0 2 2	2	1	3	4	0	1	34		
02	ROSADO, Yelena	0-7	0-1	1-2	1 2 3	1	1	1	1	0	0	15		
10	STEFFEL, Anna	0-1	0-1	0-0	0 0 0	0	0	0	0	0	0	1		
11	BRADSHAW, Allyson	1-7	1-5	0-2	0 0 0	3	3	0	1	0	2	25		
20	FIELDS, Shelah	0-1	0-0	0-0	0 0 0	0	0	0	1	0	1	4		
32	MACK, Patricia	1-2	0-0	0-1	0 2 2	2	2	0	1	0	1	15		
Team						0 4 4								
Totals		20-50	2-13	6-16	4 25 29	21	48	9	17	3	9	200		

FG % 1st Half: 10-23 43.5% 2nd half: 10-27 37.0% Game: 20-50 40.0% Deadball Rebounds 6  
3FG % 1st Half: 1-6 16.7% 2nd half: 1-7 14.3% Game: 2-13 15.4%  
FT % 1st Half: 3-4 75.0% 2nd half: 10-14 71.4% Game: 6-16 37.5%

#### Eastern Illinois 74 • 18-4 (9-0 OVC)

#	Player	Total	3-Ptr	Rebounds	PF	TP	A	To	Blk	Stl	Min			
		FG	FGA	FT-FTA	Off	Def	Tot							
33	MITCHELL, Sydney	f 2-5	0-0	8-8	1	3	4	1	12	0	4	0	0	28
44	PRESSLEY, Chantelle	f 1-8	0-0	1-1	1	4	5	1	3	1	1	0	0	27
01	KING, Mariah	f 6-14	0-2	1-1	3	6	9	2	13	1	3	0	1	30
04	WYSS, Kelsey	g 1-3	0-0	3-4	0	4	4	0	5	0	0	0	2	33
15	NIXON, Ta'Kenya	g 10-14	0-0	4-7	1	2	3	3	24	4	2	1	4	30
03	PAYNE, Katlyn	2-4	1-1	1-1	0	1	1	0	6	0	2	0	0	6
10	OROSZOVA, Sabina	1-6	0-2	2-2	2	3	5	1	4	1	0	1	0	17
22	CRUNK, Jordyne	1-4	1-2	2-	0	4	4	1	5	1	1	0	2	23
23	PARK, Jessica	0-1	0-1	0-0	0	0	0	0	0	0	0	0	0	3
24	PALOMBIZIO, Morgan	1-1	0-0	0-0	1	1	2	0	2	0	0	0	0	2
40	OLSON, Taryn	0-0	0-0	0-0	0	0	0	0	0	0	0	0	0	1
	Team				4	2	6							
Totals		25-60	2-8	22-26	13	30	43	12	74	8	13	2	9	200





## 2011-12 Box Scores

### Official Basketball Box Score -- Game Totals -- Final Statistics Southeast Missouri State vs Murray State 2/11/12 4:30 p.m. at Murray, Ky. (CFSB Center)

#### Southeast Missouri State 62 • 6-19 (3-9 OVC)

#	Player	Total		3-Ptr		Rebounds		PF	TP	A	TO	Blk	Stl	Min
		FG	FGA	FT	FTA	Off	Def							
04	HARRIEL, Brittany	f	5-14	1-3	5-6	4	6	10	2	16	1	0	2	33
15	SHIFFER, Courtney	f	2-7	0-0	1-3	2	4	6	2	5	2	1	1	23
40	ROBERTS, Bailee	f	6-15	0-3	2-2	1	6	7	0	14	2	2	0	36
01	BECK, Bianca	g	3-7	0-1	2-4	1	7	8	4	8	6	0	1	30
21	EVANS, Karley	g	2-6	1-3	2-4	1	0	1	2	7	2	1	0	30
11	BRADSHAW, Allyson	g	4-7	4-6	0-0	0	0	0	2	12	1	1	0	34
20	FIELDS, Shelah	g	0-0	0-0	0-0	0	0	0	2	0	0	4	0	10
32	MACK, Patricia	g	0-0	0-0	0-0	0	3	3	2	0	1	1	0	7
Team						4	2	6						
Totals			22-56	6-16	12-19	13	28	41	16	62	15	11	4	200

FG % 1st Half: 9-27 33.3% 2nd half: 13-29 44.8% Game: 22-56 39.3% Deadball Rebounds 4  
3FG % 1st Half: 5-10 50.0% 2nd half: 1-6 16.7% Game: 6-16 37.5%  
FT % 1st Half: 7-9 77.8% 2nd half: 5-10 50.0% Game: 12-19 63.2%

#### Murray State 63 • 11-14 (7-5 OVC)

#	Player	Total		3-Ptr		Rebounds		PF	TP	A	TO	Blk	Stl	Min
		FG	FGA	FT	FTA	Off	Def							
12	LOWE, Kayla	f	5-13	4-9	0-0	0	5	5	4	14	2	0	0	33
31	WATSON, Kyra	f	5-10	0-0	2-3	4	2	6	3	12	0	0	0	28
01	ELKINS, Tessa	g	1-4	1-2	0-0	1	5	6	3	3	0	2	0	29
11	BURGESS, Erica	g	7-18	2-5	5-7	1	4	5	2	21	7	3	1	38
20	ROBINSON, Mariah	g	2-8	0-6	1-2	1	2	3	1	5	1	3	2	35
13	KIRBY, Keiona	g	0-0	0-0	0-0	1	0	1	0	0	2	1	0	4
00	MAHURIN, Beth	g	0-0	0-0	1-2	0	2	2	1	1	0	0	0	9
24	SCHWAB, Mallory	g	2-7	1-3	2-2	3	4	7	3	7	0	0	2	21
32	NEVELS, Candace	g	0-0	0-0	0-0	1	0	1	0	0	0	0	0	3
42	McBEAN, Ashleigh	g	0-0	0-0	0-0	0	0	0	0	0	1	0	0	4
Team						1	0	1						
Totals			22-60	8-25	11-16	13	24	37	17	63	12	10	5	200

FG % 1st Half: 9-30 30.0% 2nd half: 13-30 43.3% Game: 22-60 36.7% Deadball Rebounds 2  
3FG % 1st Half: 2-11 18.2% 2nd half: 6-14 42.9% Game: 8-25 32.0%  
FT % 1st Half: 3-6 50.0% 2nd half: 8-10 80.0% Game: 11-16 68.8%

Officials: Charlie Hust, Bryan Nichols, Kerry Henson  
Technical fouls: Southeast Missouri State-None. Murray State-None.  
Attendance: 2

Score by periods			1st	2nd	Total
Southeast Missouri State			30	32	62
Murray State			23	40	63

Last FG - SEMO 2nd-00:38, MUR 2nd-00:51.  
Largest lead - SEMO by 9 1st-00:21, MUR by 10 2nd-10:20.

### Official Basketball Box Score -- Game Totals -- Final Statistics UT Martin vs Southeast Missouri State 02/18/12 7:00 PM at Show Me Center -- Cape Girardeau, Mo.

#### UT Martin 77 • 19-9 (13-1 OVC)

#	Player	Total		3-Ptr		Rebounds		PF	TP	A	TO	Blk	Stl	Min
		FG	FGA	FT	FTA	Off	Def							
04	HARTSLIP, Jacissa	f	3-8	3-8	0-0	1	4	5	1	9	1	1	0	24
34	CRAWFORD, Shelby	f	1-5	0-0	2-2	3	4	7	3	4	0	1	0	20
11	BUTLER, Heather	g	9-16	4-7	5-6	2	3	5	2	27	2	2	0	37
12	NEWSOME, Jasmine	g	7-14	4-6	3-3	1	8	9	3	21	9	3	0	37
45	REEDY, Aubrey	g	0-3	0-3	2-2	1	4	5	0	2	1	0	0	25
14	HALL, Taylor	g	0-4	0-3	0-0	0	5	5	1	0	1	1	0	24
15	SMITH, Paige	g	0-0	0-0	0-0	0	0	0	0	0	0	0	0	2
30	GRIFFIN, Heather	g	0-0	0-0	0-0	0	0	0	0	0	0	0	0	2
32	WHITE, Megan	g	0-1	0-1	0-0	0	1	1	1	0	0	0	0	3
33	BRYANT, Rickiesha	g	1-1	0-0	0-0	1	0	1	0	2	1	0	0	2
40	GLENN, Perica	g	1-3	0-0	1-2	0	1	1	1	3	0	0	1	9
42	HAWIN, Beth	g	4-7	1-1	0-0	0	3	3	0	9	1	1	2	15
Team						2	2	4						
Totals			26-62	12-29	13-15	11	35	46	12	77	16	9	3	200

FG % 1st Half: 12-29 41.4% 2nd half: 14-33 42.4% Game: 26-62 41.9% Deadball Rebounds 1  
3FG % 1st Half: 5-15 33.3% 2nd half: 7-14 50.0% Game: 12-29 41.4%  
FT % 1st Half: 6-7 85.7% 2nd half: 7-8 87.5% Game: 13-15 86.7%

#### Southeast Missouri State 44 • 6-21 (3-11 OVC)

#	Player	Total		3-Ptr		Rebounds		PF	TP	A	TO	Blk	Stl	Min
		FG	FGA	FT	FTA	Off	Def							
04	HARRIEL, Brittany	f	8-11	0-0	0-0	2	5	7	2	16	2	4	1	26
24	HOLMES, Amber	f	0-1	0-0	0-0	0	0	0	0	0	0	0	0	6
40	ROBERTS, Bailee	f	2-9	0-1	2-2	0	4	4	0	6	1	1	0	33
01	BECK, Bianca	g	0-4	0-2	1-2	1	3	4	2	1	0	1	0	25
21	EVANS, Karley	g	3-10	1-8	1-2	0	3	3	1	8	5	2	0	33
02	ROSADO, Yelena	g	0-0	0-0	0-0	0	0	0	0	0	1	0	0	1
10	STEFFEL, Anna	g	0-0	0-0	0-0	0	0	0	0	0	0	0	0	2
11	BRADSHAW, Allyson	g	2-7	1-4	0-0	0	1	1	2	5	1	1	0	17
15	SHIFFER, Courtney	g	1-4	0-0	0-0	1	4	5	4	2	0	1	0	23
20	FIELDS, Shelah	g	1-3	1-2	0-0	0	0	0	0	3	1	2	0	13
32	MACK, Patricia	g	1-5	0-1	1-2	1	5	6	2	3	0	1	0	21
Team						0	1	1						
Totals			18-54	3-18	5-9	5	26	31	13	44	11	13	2	200

FG % 1st Half: 9-28 32.1% 2nd half: 9-26 34.6% Game: 18-54 33.3% Deadball Rebounds 0  
3FG % 1st Half: 2-10 20.0% 2nd half: 1-8 12.5% Game: 3-18 16.7%  
FT % 1st Half: 0-0 0.0% 2nd half: 5-9 55.6% Game: 5-9 55.6%

Officials: Mike Riggs, Brent Garcia, Sonny Scypers  
Technical fouls: UT Martin-None. Southeast Missouri State-None.  
Attendance: 598

Score by periods			1st	2nd	Total
UT Martin			35	42	77
Southeast Missouri State			20	24	44

Last FG - UTM 2nd-00:27, SEMO 2nd-00:14.  
Largest lead - UTM by 36 2nd-00:27, SEMO None.

### Official Basketball Box Score -- Game Totals -- Final Statistics Southeast Missouri State vs SIUE 02/13/12 7 pm at Edwardsville, Ill./Vadalabene Center

#### Southeast Missouri State 48 • 6-20, 3-10 OVC

#	Player	Total		3-Ptr		Rebounds		PF	TP	A	TO	Blk	Stl	Min
		FG	FGA	FT	FTA	Off	Def							
01	BECK, Bianca	*	4-9	0-0	3-5	0	0	0	1	11	2	4	0	35
04	HARRIEL, Brittany	*	3-5	0-0	4-4	0	1	1	4	10	2	0	1	18
15	SHIFFER, Courtney	*	0-6	0-1	2-2	0	3	3	4	2	1	3	1	22
21	EVANS, Karley	*	2-8	2-6	0-0	1	2	3	0	6	4	4	0	32
40	ROBERTS, Bailee	*	2-8	0-2	2-4	4	7	11	0	6	0	3	0	38
11	BRADSHAW, Allyson	*	2-9	1-8	0-0	2	1	3	1	5	2	3	0	21
20	FIELDS, Shelah	*	0-2	0-0	0-0	0	0	0	0	0	0	0	0	9
32	MACK, Patricia	*	3-6	0-1	2-5	6	7	13	2	8	0	0	1	25
Team						1	2	3						
Totals			16-53	3-18	13-20	14	23	37	12	48	12	18	3	200

FG % 1st Half: 7-25 28.0% 2nd half: 9-28 32.1% Game: 16-53 30.2% Deadball Rebounds 4  
3FG % 1st Half: 1-10 10.0% 2nd half: 2-8 25.0% Game: 3-18 16.7%  
FT % 1st Half: 6-8 75.0% 2nd half: 7-12 58.3% Game: 13-20 65.0%

#### SIUE 63 • 15-9, 9-4 OVC

#	Player	Total		3-Ptr		Rebounds		PF	TP	A	TO	Blk	Stl	Min
		FG	FGA	FT	FTA	Off	Def							
01	DUNCAN, Melia	*	2-4	0-1	0-0	2	2	4	1	4	4	0	0	3
22	HILL, Jazmin	*	5-11	4-9	0-0	0	2	2	0	14	1	1	0	27
24	KENNER, Courtney	*	0-4	0-1	0-0	0	3	3	2	0	4	1	0	20
25	HERROD, Michaela	*	4-8	0-0	2-2	5	7	3	10	0	2	0	1	20
45	BERRY, Raven	*	4-14	0-0	3-6	9	8	17	4	11	1	2	0	27
05	KORZA, Kasi	*	0-0	0-0	0-0	0	1	1	1	0	0	2	0	2
10	HEMPEN, Katie	*	2-9	2-7	0-0	0	0	0	4	6	2	3	0	25
11	CONNER, Kiara	*	2-2	0-0	2-4	0	1	1	1	6	0	1	0	2
12	MEADE, Madison	*	2-2	1-1	0-0	0	0	0	0	5	0	0	0	9
15	FINNIN, Valerie	*	0-1	0-0	0-0	0	0	0	0	0	1	0	0	7
23	AUSTIN, Tierny	*	3-6	1-3	0-0	1	2	3	2	7	2	2	0	18
Team						2	1	3						
Totals			24-61	8-22	7-12	16	25	41	18	63	15	14	0	12

FG % 1st Half: 15-30 50.0% 2nd half: 9-31 29.0% Game: 24-61 39.3% Deadball Rebounds 3.1  
3FG % 1st Half: 4-8 50.0% 2nd half: 4-14 28.6% Game: 8-22 36.4%  
FT % 1st Half: 4-6 66.7% 2nd half: 3-6 50.0% Game: 7-12 58.3%

Officials: Kelly Dennis, Brad Maxey, Jimmy Lomax Jr.  
Technical fouls: Southeast Missouri State-None. SIUE-None.  
Attendance:





## 2011-12 Box Scores

### Official Basketball Box Score -- Game Totals -- Final Statistics

Southeast Missouri State vs Austin Peay  
2/25/12 5:15 p.m. at Clarksville, Tenn. (Dunn Center)

Southeast Missouri State 84 • 7-22, 4-12 OVC

#	Player		Total		3-Ptr		Rebounds		PF	TP	A	TO	Blk	Stl	Min
			FG-FGA	FG-FGA	FT-FTA	Off	Def	Tot							
04	HARRIEL, Brittany	f	5-10	1-1	4-4	1	6	7	2	15	0	2	1	1	35
40	ROBERTS, Bailie	f	4-8	0-0	2-2	0	5	5	5	10	2	3	1	1	38
15	SHIFFER, Courtney	c	3-6	0-0	0-0	2	1	3	5	6	0	1	1	0	13
01	BECK, Bianca	g	6-10	1-1	5-9	0	1	1	3	18	6	3	0	0	37
21	EVANS, Karley	g	4-6	3-4	4-4	1	5	6	3	15	4	3	1	0	32
02	ROSADO, Yelena		2-2	0-0	0-0	0	1	1	2	4	1	0	0	0	1
11	BRADSHAW, Allyson		0-3	0-3	0-0	0	1	1	2	0	1	2	0	1	18
20	FIELDS, Shelah		5-7	2-2	1-1	0	1	1	3	13	1	2	0	0	21
32	MACK, Patricia		1-2	0-0	1-1	1	1	2	1	3	0	0	0	0	5
Team						2	2	4			2				
Totals			30-54	7-11	17-21	7	24	31	26	84	15	18	4	3	200

FG % 1st Half: 12-27 44.4% 2nd half: 18-27 66.7% Game: 30-54 55.6% Deadball Rebounds 2  
3FG % 1st Half: 2-4 50.0% 2nd half: 5-7 71.4% Game: 7-11 63.6%  
FT % 1st Half: 4-6 66.7% 2nd half: 13-15 86.7% Game: 17-21 81.0%

Austin Peay 88 • 8-21, 5-11 OVC

#	Player		Total		3-Ptr		Rebounds		PF	TP	A	TO	Blk	Stl	Min
			FG-FGA	FG-FGA	FT-FTA	Off	Def	Tot							
14	MARTINEZ, Leslie	f	2-7	0-1	1-2	2	7	9	2	5	3	3	1	2	37
00	RAYNER, Jasmine	c	3-5	0-0	2-3	2	4	6	1	8	0	1	0	0	13
05	OLSZEWSKI, Nicole	g	5-7	2-3	1-4	0	3	3	2	13	5	2	0	1	37
12	HANLEY, Whitney	g	8-14	3-6	0-0	0	1	1	5	19	3	1	0	3	31
44	OLSZEWSKI, Shelby	g	4-9	2-4	7-10	1	0	1	4	17	4	2	0	2	36
03	BULEY, Shira		0-0	0-0	0-0	0	0	0	0	0	2	0	0	0	2
04	STAINBACK, Kristen		2-5	1-3	8-10	0	0	0	0	13	1	0	1	0	14
42	HILL, Kaitlyn		0-1	0-0	0-0	1	0	1	1	0	0	0	0	0	6
43	BUSSABARGER, Megha		5-9	0-1	3-3	2	2	4	3	13	1	0	1	0	24
Team						0	2	2							
Totals			29-57	8-18	22-32	8	19	27	18	88	19	9	3	8	200

FG % 1st Half: 16-30 53.3% 2nd half: 13-27 48.1% Game: 29-57 50.9% Deadball Rebounds 6  
3FG % 1st Half: 3-7 42.9% 2nd half: 5-11 45.5% Game: 8-18 44.4%  
FT % 1st Half: 1-1 100.0 2nd half: 21-31 67.7% Game: 22-32 68.8%

Officials: Charles Carroll (R), Michael Trussell, Janice Jordan  
Technical fouls: Southeast Missouri State-None. Austin Peay-None.

Attendance: 840

Copies in a Flash Player of the Game: Whitney Hanley  
Austin Peay earns 8th seed in OVC Tournament

Score by periods	1st	2nd	Total
Southeast Missouri State	30	54	84
Austin Peay	36	52	88

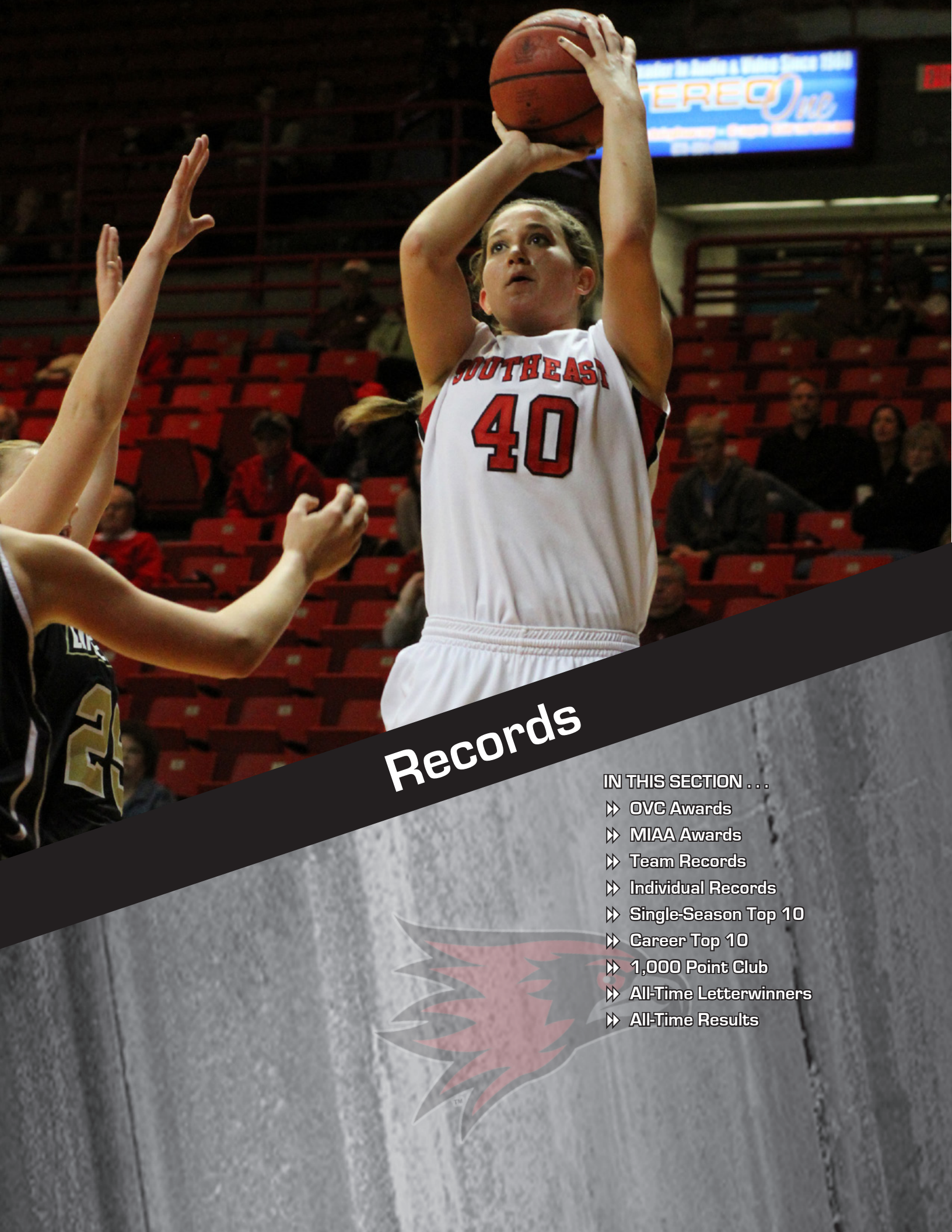
Points	In	Off	2nd	Fast	Bench
SEMO	40	9	9	0	20
APSU	26	24	9	2	26

Last FG - SEMO 2nd-00:00, APSU 2nd-02:24.  
Largest lead - SEMO None, APSU by 17 2nd-04:16.

Score tied - 1 time.  
Lead changed - 0 times.







# Records

## IN THIS SECTION . . .

- » OVC Awards
- » MIAA Awards
- » Team Records
- » Individual Records
- » Single-Season Top 10
- » Career Top 10
- » 1,000 Point Club
- » All-Time Letterwinners
- » All-Time Results







## OVC Awards

### OVC Player of the Year

1996 Gray C. Harris  
2005 Tatiana Conceicao

### All-OVC First Team

1992 Renee Rogliardi  
1994 Gray C. Harris  
1995 Gray C. Harris  
1996 Gray C. Harris  
2001 Lori Chase  
2005 Tatiana Conceicao  
2006 Tatiana Conceicao  
2007 Lachelle Lyles  
2008 Missy Whitney

### All-OVC Second Team

1993 Julie Meier  
1994 Julie Meier  
1998 Jamie Koester  
1999 Paula Corder-King  
2002 Lori Chase  
2003 Lori Chase  
2007 Missy Whitney  
2008 Tarina Nixon  
2009 Tarina Nixon

### All-OVC Honorable Mention

1997 Jamie Koester  
1997 Kim Palmer  
1999 Pam Iversen  
1999 Rusty Sowers  
2003 Carina Souza  
2003 Kenja White

### OVC Newcomer of the Year

2003 Kenja White  
2004 Sami Jo Cotton

### OVC All-Freshman/ All-Newcomer

1993 Julie Meier  
1993 Gray C. Harris  
1996 Sarah Miller  
1996 Zandra Moore  
1997 Sarah Frazier  
1999 Pam Iversen  
2000 Lori Chase  
2007 Missy Whitney

### OVC Coach of the Year

1999 Ed Arnzen  
2007 John Ishee

### OVC Tournament MVP

2006 Tatiana Conceicao  
2007 Sonya Daugherty

### OVC All-Tournament Team

2003 Lori Chase  
2003 Kenja White  
2005 Tatiana Conceicao  
2005 Natalie Purcell  
2006 Lachelle Lyles  
2007 Lachelle Lyles  
2007 Sonya Daugherty

### CoSIDA/ESPN the Magazine Academic All-District

#### First Team

2008 Rachel Blunt  
2009 Rachel Blunt



Tatiana Conceicao was a two-time First Team All-OVC selection, the 2005 OVC Player of the Year and 2006 OVC Tournament MVP



Sonya Daugherty was named the 2007 OVC Tournament MVP



Head Coach John Ishee was the 2007 OVC Coach of the Year



Rachel Blunt was a two-time CoSIDA/ESPN the Magazine Academic All-District First Team selection





## MIAA Awards

### NCAA South Regional MVP

1991 Renee Rogliardi

### MIAA MVP

1991 Jerri Wiley

### MIAA First Team

1983 Pat Colon  
 1984 Pat Colon  
 1984 Virginia Blissett  
 1985 Virginia Blissett  
 1986 Pat Colon  
 1986 Virginia Blissett  
 1987 Sandy Heitschmidt  
 1988 Anne Cook  
 1988 Michelle Horneker  
 1989 Lisa Foster  
 1990 Michelle Horneker  
 1990 Jerri Wiley  
 1991 Jerri Wiley  
 1991 Sherry Mitchell  
 1991 Renee Rogliardi

### MIAA Second Team

1983 Mary Herring  
 1984 Mary Herring  
 1985 Sandy Heitschmidt  
 1986 Sandy Heitschmidt  
 1987 Pat Colon  
 1988 Lisa Foster  
 1989 Sherry Mitchell  
 1990 Sarita Wesley  
 1991 Sarita Wesley

### MIAA Honorable Mention

1983 Karen Vaughn  
 1983 Cindy Zadnick  
 1984 Cindy Zadnick  
 1986 Nina Meniffee  
 1986 Stephanie Williams  
 1987 Stephanie Williams  
 1987 Sherri Shirrell  
 1988 Sherry Mitchell  
 1988 Vera Roberts  
 1989 Sarita Wesley  
 1989 Michelle Horneker  
 1990 Sherry Mitchell  
 1990 Renee Rogliardi  
 1991 Anne Cate

### MIAA Newcomer Team

1990 Jerri Wiley

### MIAA Freshman Team

1991 Anne Cate

### MIAA Coach of the Year

1986 Ed Arnzen  
 1987 Ed Arnzen  
 1991 Ed Arnzen







## Team Records

### POINTS

Game - 107 vs. Lyon College (11/23/04)

Season - 2,750 (1990-91)

### FIELD GOALS MADE

Game - 48, vs. Missouri Baptist (12/8/87)

Season - 1,109 (1990-91)

### FIELD GOALS ATTEMPTED

Game - 92, vs. Mankato State (12/2/88)

Season - 2,391 (1990-91)

### FIELD GOAL PERCENTAGE

Game - NA

Season - .495 (1983-84)

### THREE-POINTERS MADE

Game - 16, vs. Morehead State (1/11/03)

Season - 227 (2004-05)

### THREE-POINTERS ATTEMPTED

Game - 34, vs. Quinnipiac (11/30/02)

Season - 662 (2004-05)

### THREE-POINT FIELD GOAL PERCENTAGE

Game - 1.000 (3x), last vs. State Louis (12/30/92)

Season - NA

### FREE THROWS MADE

Game - 38, vs. Eastern Kentucky (1/2/99)

Season - 525, (2000-01)

### FREE THROWS ATTEMPTED

Game - 54, vs. Eastern Kentucky (1/2/99)

Season - 726, (1990-91)

### FREE THROW PERCENTAGE

Game - 1.000 (11x), last at Purdue (12/2/07)

Season - .759, (1981-82)

### REBOUNDS

Game - 64, vs. UT Martin (12/1/90)

Season - 1,546, (1990-91)

### ASSISTS

Game - 32, vs. Tennessee State (1/14/04)

Season - 650, (1990-91)

### STEALS

Game - 30, vs Oakland City (12/16/02)

Season - 437, (1990-91)

### BLOCKED SHOTS

Game - 10 at Eastern Illinois (2/14/07)

Season - 124, (2006-07)

### MISCELLANEOUS TEAM RECORDS

#### POINTS IN A GAME

107 vs. Lyon College (11/23/04)

#### POINTS IN A HALF

61 (three times), last vs. Lyon College (11/23/04)

#### POINTS BY BOTH TEAMS

196, vs. Christian Brothers (12/1/79)

#### POINTS BY OPPONENT

113 by Union (1976)

#### POINTS IN LOSING EFFORT

93, vs. Christian Brothers (12/1/79)

#### MOST GAMES PLAYED

35, (1990-91)

#### MOST WINS

31, (1990-91)

#### MOST LOSSES

22, (2011-12)

#### FEWEST WINS

5, (1996-97)

#### FEWEST LOSSES

4 (3 times), last by 1990-91

#### BEST W/L PERCENTAGE

.885, (1990-91)

#### MOST CONFERENCE WINS

17, (2007-08)

#### MOST CONFERENCE LOSSES

15, (1996-97)

#### FEWEST CONFERENCE WINS

3, (1996-97)

#### FEWEST CONFERENCE LOSSES

1 (3 times), last by 1987-88

#### BEST CONFERENCE W/L %

.928 (twice), last by 1987-88

#### MOST CONSECUTIVE WINS

21, (1990-91)

#### MOST CONSECUTIVE LOSSES

9, (2009-10)



The 1990-91 team holds 14 team records including most wins in a season (31 )





## Individual Records

### POINTS

Game - 49, Gray C. Harris vs. Williams Baptist (2/26/96)  
 Season - 713, Gray C. Harris (1995-96)  
 Career - 2,176, Gray C. Harris (1992-96)

### SCORING AVERAGE

Season - 26.4, Gray C. Harris (1995-96)  
 Career - 20.5, Gray C. Harris (1992-96)

### GAMES

Season - 35 (twice), last by Stephanie Holland (1990-91)  
 Career - 123, Sherry Mitchell (1987-91)

### FIELD GOALS MADE

Game - 17, Gray C. Harris vs. Williams Baptist (2/26/96)  
 Season - 255, Gray C. Harris (1995-96)  
 Career - 875, Pat Colon (1982-87)

### FIELD GOALS ATTEMPTED

Game - 30, Gray C. Harris vs. UT Martin (2/8/96)  
 Season - 544, Gray C. Harris (1995-96)  
 Career - 1,649, Gray C. Harris (1992-96)

### FIELD GOAL PERCENTAGE

Career - .598, Pat Colon (1982-87)

### THREE-POINTERS MADE

Game - 9, Paula Corder-King vs. Eastern Kentucky (1/2/99)  
 Season - 68, Julie Meier (1993-94)  
 and Natalie Purcell (2005-06)  
 Career - 174, Julie Meier (1991-95)

### THREE-POINTERS ATTEMPTED

Game - 16, Lisa Foster vs. SIU Edwardsville (1/25/88)  
 Season - 204, Natalie Purcell (2005-06)



*Natalie Purcell shares the school record for most three-pointers made in a single season with 68 set during the 2005-06 season*

### FREE THROWS MADE

Game - 23, Lori Chase vs. Tennessee State (2/3/01)  
 Season - 202, Gray C. Harris (1995-96)  
 Career - 611, Gray C. Harris (1992-96)

### FREE THROWS ATTEMPTED

Game - 25, Lori Chase vs. Tennessee State (2/3/01)  
 Season - 276, Gray C. Harris (1995-96)

### FREE THROW PERCENTAGE

Season - .941, Paula Corder-King (1999-00)  
 Career - .938, Paula Corder-King (1998-00)

### REBOUNDS

Game - 32, Lachelle Lyles vs. Tennessee State (12/7/06)  
 Season - 527, Lachelle Lyles (2006-07)  
 Career - 1,003, Pat Colon (1982-87)

### REBOUNDING AVERAGE

Season - 17.0, Lachelle Lyles (2006-07)

### ASSISTS

Game - 18, Sandy Kearbey vs. UMSL (1/21/81)  
 Season - 232, Sherry Mitchell (1990-91)  
 Career - 639, Sherry Mitchell (1987-91)

### STEALS

Game - 10, Mary Herring vs. Stetson (11/27/82)  
 Season - 114, Sherry Mitchell (1988-89)  
 Career - 335, Sherry Mitchell (1987-91)

### BLOCKED SHOTS

Game - 6 (four times), last by Missy Whitney at EIU (2/14/07)  
 Season - 49, Chandra Brown (2004-05)  
 Career - 115 (tied), Vera Roberts (1986-90) & Pam Iversen (1998-02)



*Lachelle Lyles set the school's and OVC's single season rebounding record during the 2006-07 season when she led the nation with 17.0 rebounds per game.*





## Single-Season Top 10

### POINTS

1.	Gray C. Harris, 1995-96	713
2.	Gray C. Harris, 1994-95	630
3.	Tatiana Conceicao, 2005-06	601
4.	Pat Colon, 1985-86	586
5.	Virginia Blissett, 1985-86	563
6.	Pat Colon, 1983-84	550
7.	Jerri Wiley, 1990-91	540
8.	Tatiana Conceicao, 2004-05	527
9.	Gray C. Harris, 1993-94	491
10.	Jerri Wiley, 1989-90	485

### FIELD GOAL PERCENTAGE (min. 50 made)

1.	Pat Colon, 1985-86	62.7% (249-of-397)
2.	Pat Colon, 1983-84	61.4% (239-of-389)
3.	Pam Iversen, 2000-01	60.2% (100-of-166)
4.	Pat Colon, 1986-87	59.8% (205-of-343)
5.	Anne Crowley, 1982-83	57.0% (57-of-100)
6.	Anne Cook, 1987-88	56.8% (159-of-280)
7.	Jerri Wiley, 1989-90	55.6% (190-of-342)
8.	Jerri Wiley, 1990-91	55.0% (210-of-382)
9.	Pat Colon, 1982-83	54.7% (182-of-333)
10.	Lachelle Lyles, 2005-06	54.4% (56-of-103)

### 3-POINT FIELD GOAL PERCENTAGE (min. 50 made)

1.	Julie Meier, 1993-94	46.3% (68-of-147)
2.	Julie Meier, 1992-93	45.6% (52-of-114)
3.	Paula Corder-King, 1998-99	43.1% (56-of-130)
4.	Tarina Nixon, 2006-07	40.9% (56-of-137)
5.	Sami Jo Cotton, 2003-04	39.5% (64-of-162)
6.	Brandi Russia, 2004-05	38.9% (51-of-131)
7.	Paula Corder-King, 1999-00	38.1% (59-of-155)
8.	Rusty Sowers, 1997-98	36.2% (51-of-141)
9.	Rusty Sowers, 1998-99	35.8% (59-of-165)
10.	Yashika Sidbury, 2002-03	35.4% (51-of-144)

### FREE THROW PERCENTAGE

1.	Paula Corder-King, 1998-99	94.1% (111-of-118)
2.	Paula Corder-King, 1999-00	93.2% (69-of-74)
3.	Pam Iversen, 1998-99	89.5% (68-of-76)
4.	Anne Cooke, 1987-88	87.5% (70-of-80)
5.	Lori Chase, 2000-01	85.0% (181-of-213)
6.	Yashika Sidbury, 2002-03	84.7% (50-of-59)
7.	Lori Chase, 1999-00	82.6% (95-of-115)
8.	<b>Brittany Harriel, 2010-11</b>	<b>81.8% (45-of-55)</b>
9.	Natalie Purcell, 2005-06	81.6% (31-of-38)
10.	Sandy Heitschmidt, 1986-87	81.1% (73-of-90)

### REBOUNDS

1.	Lachelle Lyles, 2006-07	527
2.	Jerri Wiley, 1990-91	328
3.	Gray C. Harris, 1993-94	290
4.	Pat Colon, 1985-86	289
5.	Jerri Wiley, 1989-90	281
6.	Pat Colon, 1983-84	277
7.	Mary Waters, 1981-82	255
8.	Missy Whitney, 2006-07	249
9.	Virginia Blissett, 1985-86	246
	Virginia Blissett, 1984-85	246

### ASSISTS

1.	Sherry Mitchell, 1990-91	232
2.	Mary Herring, 1982-83	226
3.	Mary Herring, 1983-84	213
4.	Sherry Mitchell, 1989-90	156
5.	Stephanie Williams, 1986-87	151
6.	Sara Costello, 2003-04	144
7.	Sandy Heitschmidt, 1986-87	141
8.	Sandy Heitschmidt, 1985-86	139
9.	Dawn Massani, 1995-96	132
10.	Stephanie Williams, 1985-86	126

### BLOCKS

1.	Chandra Brown, 2004-05	49
2.	Vera Roberts, 1987-88	46
	Pam Iversen, 2001-02	46
4.	Missy Whitney, 2006-07	45
5.	Missy Whitney, 2007-08	40
6.	Allison Iversen, 1999-00	39
7.	<b>Courtney Shiffer, 2010-11</b>	<b>36</b>
8.	Jamie Koester, 1997-98	35
	Kim Palmer, 1995-96	35
10.	Pam Iversen, 1998-99	33
	Kim Palmer, 1996-97	33
	Lachelle Lyles, 2006-07	33

### 3-POINT FIELD GOALS MADE

1.	Natalie Purcell, 2005-06	68
	Julie Meier, 1993-94	68
3.	Sammi Jo Cotton, 2003-04	67
4.	Rusty Sowers, 1997-98	59
	Paula Corder-King, 1999-00	59
6.	Paula Corder-King, 1998-99	56
	Julie Meier, 1994-95	56
	Tarina Nixon, 2006-07	56
9.	Julie Meier, 1992-93	52
10.	Yashika Sidbury, 2002-03	51
	Rusty Sowers, 1997-98	51

### STEALS

1.	Sherry Mitchell, 1988-89	114
2.	Sherry Mitchell, 1990-91	95
3.	Sherry Mitchell, 1989-90	81
4.	Tammy Page, 1978-79	77
5.	Sherre Simmons, 1981-82	75
6.	Mary Herring, 1983-84	74
7.	Tatiana Conceicao, 2004-05	73
8.	Selina Madison, 1978-79	69
	Jerri Wiley, 1990-91	69
	Gray C. Harris, 1994-95/1995-96	69
	Sarah Costello, 2002-03	69



Gray C. Harris owns the top two scoring seasons in Southeast history



Paula Corder-King holds the top-two spots for single season free-throw percentage





## Career Top 10

### POINTS

1.	Gray C. Harris, 1992-96 .....	2,176
2.	Pat Colon, 1982-87 .....	2,034
3.	Lori Chase, 1999-03 .....	1,501
4.	Virginia Blissett, 1983-86 .....	1,463
5.	Sherry Mitchell, 1987-91 .....	1,398
6.	Sandy Heitschmidt, 1983-87 .....	1,372
7.	Renee Rogliardi, 1987-92 .....	1,371
8.	Cindy Zadnick, 1981-85 .....	1,298
9.	Michelle Horneker, 1986-90 .....	1,290
10.	Sonya Daugherty, 2005-09 .....	1,170

### 3-POINT FIELD GOALS MADE

1.	Julie Meier, 1991-95 .....	174
2.	Tarina Nixon, 2005-09 .....	169
3.	Natalie Purcell, 2004-06 .....	123
4.	Paula Corder-King, 1998-2000 .....	115
5.	Rusty Sowers, 1997-99 .....	110
6.	Yashika Sidbury, 2002-04 .....	93
7.	Sonya Daugherty, 2005-09 .....	90
8.	Anne Cate, 1990-95 .....	82
9.	Kenja White, 2002-04 .....	69
	Tiffany Melis, 1998-02 .....	69

### REBOUNDS

1.	Pat Colon, 1982-87 .....	1,003
2.	Gray C. Harris, 1992-96 .....	872
3.	Pam Iversen 1998-02 .....	770
4.	Renee Rogliardi, 1987-92 .....	766
5.	Lachelle Lyles, 2005-07 .....	726
6.	Sandy Heitschmidt, 1983-87 .....	721
7.	Vera Roberts, 1986-90 .....	719
8.	Kim Palmer, 1993-98 .....	676
9.	Virginia Blissett, 1983-86 .....	667
	Sherry Mitchell, 1987-91 .....	667

### ASSISTS


1.	Sherry Mitchell, 1987-91 .....	639
2.	Sandy Heitschmidt, 1983-87 .....	470
3.	Cindy Zadnick, 1981-85 .....	357
	Sarita Wesley, 1987-91 .....	357
5.	Tonia Harris, 1992-95 .....	338
6.	Dawn Massani, 1993-97 .....	325
7.	Julie Meier, 1991-95 .....	297
8.	Tarina Nixon, 2005-09 .....	293
9.	Moneik Campbell, 1996-00 .....	290
10.	LaShelle Porter, 1998-03 .....	274

### BLOCKS

1.	Vera Roberts, 1986-90 .....	115
	Pam Iversen, 1998-02 .....	115
3.	Renee Rogliardi, 1987-92 .....	108
4.	Kim Palmer, 1993-98 .....	96
5.	Missy Whitney, 2006-08 .....	85
6.	Chandra Brown, 2003-05 .....	75
7.	Allison Iversen, 1998-00 .....	70
8.	Jamie Koester, 1996-98 .....	64
9.	<b>Courtney Shiffer, 2010-Present</b> .....	<b>57</b>
10.	Pat Colon, 1982-87 .....	56

### STEALS

1.	Sherry Mitchell, 1987-91 .....	335
2.	Gray C. Harris, 1992-96 .....	260
3.	LaShelle Porter, 1999-02 .....	203
4.	Sandy Heitschmidt, 1983-87 .....	188
5.	Tarina Nixon, 2005-09 .....	176
6.	Mary Herring, 1982-84 .....	163
7.	Moneik Campbell, 1996-99 .....	159
8.	Sarita Wesley, 1988-91 .....	147
9.	Sonya Daugherty, 2005-09 .....	144
10.	Sherre Simmons, 1980-83 .....	141




Pat Colon is the only Southeast player to record over 1,000 career rebounds



Julie Meier holds the school record for career and single-season three-pointers



Tarina Nixon ranks second in career three pointers, fifth in career steals and eighth in career assists



Pam Iversen shares the career blocked shots record with Vera Roberts





## 1,000 Point Club



**2,307**

Gray C. Harris (92-96)



**2,034**

Pat Colon (82-87)



**1,501**

Lori Chase (99-03)



**1,463**

Virginia Blissett (84-86)



**1,398**

Sherry Mitchell (87-91)



**1,372**

Sandy Heitschmidt (83-87)



**1,371**

Renee Rogliardi (87-92)



**1,298**

Cindy Zadnick (81-85)



**1,290**

Michelle Homeker (86-90)



**1,170**

Sonya Daugherty (05-09)



**1,158**

Pam Iversen (98-02)



**1,150**

Tarina Nixon (05-09)



**1,073**

Karen Vaughn (79-83)




**1,073**

Tatiana Conceicao (04-06)



**1,029**

Sarita Wesley (87-91)



**1,025**

Jerri Wiley (89-91)





## All-Time Letterwinners

A		
Lesley Adams	2008-09	
Jessica Aebi	2003-04	
Jenny Anderson	2000-01	
Edith Allenworth	1981-82	
Melissa Anthony	2003-04	

B		
Tammy Babcock	1980-81	
Janice Baeten	1993-95	
Debbie Baldwin	1975-76	
TaKeela Ball	2001-02	
Terri Baker	1979-80	
Cindy Bates	2000-02	
Lisa Bean	1981-83	
Bianca Beck	2008-12	
Mikal Bencomo	2006-08	
Veronica Benson	2000-02	
Pam Benton	1977-81	
Joann Betts	1977-82	
Debra Beussink	1976-78	
Kathy Blair	1981-82	
Brenda Blissett	1984-85	
Delborah Blissett	1979-80	
Virginia Blissett	1983-86	
Rachel Blunt	2005-09	
Sherri Boswell	1975-76	
<b>Allyson Bradshaw</b>	<b>2011-</b>	
Tami Branson	1980-81	
Gail Brink	1975-76	
Chandra Brown	2003-05	
Kim Brown	2000-01	

C		
Moneik Campbell	1996-00	
Anne Cate	1990-95	
Jennifer Cavaness	1990-92	
Wilma Clark	1976-78	
Lori Chase	1999-03	
Candice Coffey	2001-02	
Jean Collette	1978-79	
Pat Colon	1982-87	
Tatiana Conceicao	2004-06	
Anne Cook	1985-88	
Shauna Cook	1995-99	
Sherry Cook	1995-99	
Paula Corder-King	1998-00	
Sarah Costello	2002-04	
Sami Jo Cotton	2003-04	
Arie Crawford	1976-81	
Jayne Creek	1980-81	
Kathleen Crowe	1978-79	
Anne Crowley	1981-83	

D		
Michelle Daniel	1985-87	
Sonya Daugherty	2005-09	
Theresa Davidson	1983-85	
Jasmine Davis	2009-11	
Jodi Davis	1992-93	
Heather Diebold	2005-07	
Terri Doehring	1980-81	
Mathilde Dufour	2006-09	
Christy Dunlap	1983-84	
Katrishia Dunn	2004-06	

E		
Mary Eldringhoff	1975-76	
Karley Evans	2010-12	
Leanne Evans	2004-05	
Becky Exman	1975-76	

F		
Stephanie Faith	1994-98	
Shelah Fields	2009-12	
Sandy File	1988-92	
Toré Fite	2007-2008	
Gwen Fitzpatrick	1990-93	
Jenny Foeste	1989-90	
Lisa Foster	1987-88	
Sue Foster	1993-94	
Sarah Frazier	1996-98	
Liz Frischman	1978-80	

G		
Roberta Granderson	1991-95	
Jennifer Gries	1999-01	
Susan Guidicy	1980-81	
Many Ann Glaus	1981-82	
Crysta Glenn	2007-09	
Tanya Guell	2001-03	

H		
Debbie Hanneke	1976-77	
<b>Brittany Harriel</b>	<b>2009-</b>	
Dana Hawkins	1996-98	
Gray C. Harris	1992-96	
Sheila Harris	1982-83	
Tonia Harris	1991-95	
Rachaelle Hayes	1982-84	
Sandy Heitschmidt	1983-87	
Julie Heitz	1994-97	
Mary Herring	1982-84	
Josie Herzog	1980-81	
Tammy Hoffmeister	1980-81	
Stephanie Holland	1990-95	
Amber Holmes	2008-12	
Michelle Horneker	1986-90	
Reagan Hughston	1998-00	

I		
Rochelle Ikeni	2007-2009	
Allison Iversen	1998-00	
Pam Iversen	1998-02	

J		
Deana Jackson	1987-91	
Simone Jackson	2004-06	
Theresa Jackson	1984-85	
Angela James	1986-90	
Lisa Jensen	1978-80	
Tierra Johnson	2007-09	
Heather Jones	1995-96	

K		
Caryn Kaufman	1982-83	
Sandy Kearbey	1980-82	
Heather Keleman	1975-76	
Karen Kernerling	1983-84	
Pat Kinder	1975-76	
Bertha King	1982-84	
Chytarra Kintchen	2005-06	

Andrea Koeper	2001-02
Jamie Koester	1996-98

L		
June Lacy	1984-85	
Erika Lane	2009-11	
Cindy Leonard	1983-85	
Arletha Lewis	1991-93	
Vicki Lohmann	1986-88	
Ashley Lovelady	2006-08	
Lachelle Lyles	2005-07	

M		
<b>Patricia Mack</b>	<b>2009-</b>	
Selina Madison	1978-80	
MarySue Marxkors	1975-76	
Dawn Massani	1993-97	
Mary McClenning	1976-77	
Louise McGoldrick	2002-03	
Wendy McNemarny	1979-81	
Julie Meier	1991-95	
Nina Menifee	1985-86	
Tiffany Melis	1998-02	
Janet Miller	1989-90	
Monica Miller	2009-11	
Shanece Miller	2009	
Sarah Miller	1995-97	
Tammie Minor	1985-86	
LaVetta Mitchell	1989-90	
Sherry Mitchell	1987-91	
Aisha Moreno	2004-06	
Linda Mouth	1976-77	
Zandra Moore	1995-96	
Alison Morris	1989-94	
Rachel Mueggenborg	2004-05	
Erica Muskogrow	1991-93	
Susan Musselwhite	1989-90	

N		
Lisa Newman	1980-81	
Kimberly Nicholson	1999-01	
Tarina Nixon	2005-2009	
Katie Norman	2009-11	

O		
Wanika Owsley	2004-06	

P		
Tammy Page	1978-80	
Szandra Pál	2005-09	
Kim Palmer	1993-97	
Leanna Peoples	1984-85	
Jill Pizzotti	1984-89	
Peggy Pollihan	1977-78	
LaShelle Porter	1998-03	
Jody Pugh	1990-92	
Susie Puhl	1975-76	
Natalie Purcell	2004-06	
Shannon Proffit	2002-04	

R		
Christine Rathke	2000-02	
Lisa Robert	1979-80	
<b>Bailie Roberts</b>	<b>2009-</b>	
Lueveria Roberts	1986-90	

Renee Rogliardi	1987-92
Kristy Roherty	1999-02
<b>Yelena Rosado</b>	<b>2011-</b>
Brandi Russia	2003-05
Tiffanne Ryan	2002-06

S		
Susie Schallenberg	1976-78	
Kelli Seaton	1981-83	
Liz Sharpe-Taylor	2004-05	
Lauren Sharpe	2007-09	
Miah Shelford	2002-05	
<b>Courtney Shiffer</b>	<b>2010-</b>	
Sherri Shirrell	1984-87	
Yashika Sidbury	2002-04	
Michelle Siemer	1975-76	
Sherre Simmons	1980-82	
Terri Smith	1988-89	
Carina Souza	2002-04	
Rusty Sowers	1997-99	
Natasha Starks	2002-03	
Katrina Stepney	1995-96	
Donna Steppelman	1976-78	
Lolita Still	1984-85	
Daryl Strong	1992-94	
Annie Struve	1996-00	
Cindy Stuck	1980-81	
Valarie Sullivan	1992-93	
Julie Sweetin	2004-05	

T		
Joiceline Thesing	2005-07	
Cheryle Thoele	1994-95	
Tisa Thomas	2000-02	
Liea Toedte	1998-00	
Barb Truetken	1976-79	

U		
Michelle Ummel	1975-76	

V		
Jill VanLeer	1988-89	
Karen Vaughn	1979-83	

W		
Jamie Wahlert	1995-98	
Mary Walters	1981-82	
Jeri Wenneker	1976-79	
Sarita Wesley	1987-91	
Dawn Westman	1991-93	
Kay Westmoreland	1981-82	
Kenja White	2002-04	
Tajuana White	1997-99	
Missy Whitney	2006-08	
Jerri Wiley	1989-91	
Stephanie Williams	1982-87	

Z		
Cindy Zadnick	1981-85	





## All-Time Results



**Donna Enlow**

0-10 (.000) - 1 Season

### 1975-76 0-10

Southern Illinois	L, 20-70
Missouri	L, 44-95
Missouri State	L, 44-95
Forest Park	L, 43-47
Northwest Missouri	L, 21-116
Central Missouri	L, 16-107
UMSL	L, 31-71
Meramec	L, 61-66
Forest Park	L, 43-68
Northeast Missouri	L, 47-78



**Amy Spence**

26-69 (.274) - 4 Seasons

Yr.	W	L	Pct.
76-77	2	18	.100
77-78	6	20	.231
78-79	11	15	.423
79-80	8	16	.333

### 1976-77 2-18

Union	L, 30-113
Memphis State	L, 29-93
UT Martin	L, 47-66
Murray State	L, 47-105
Central Missouri	L, 42-105
Missouri	L, 39-97
UT Martin	L, 33-83
Northwest Missouri	L, 30-92
Memphis State	L, 24-109
Murray State	L, 38-63
UMSL	L, 34-70
Northeast Missouri	L, 39-56

Danville !	W, 42-40
Meramec !	L, 51-57
Lincoln	L, 52-58
Missouri State	L, 38-93
Forest Park	W, 64-47
Meramec	L, 55-79
Missouri	L, 55-89

! = Meramec Classic

### 1977-78 6-20

N10 Meramec	L *
N12 Union	L, 30-98
N18 at Saint Louis	L, 58-67
N19 Northwest Missouri	L, 44-90
N29 at Meramec	L *
D1 UT Martin	L, 35-74
D3 Missouri-Rolla	L, 41-99
D7 Southern Illinois	W, 42-36
D9 at Missouri-Rolla	L *
D10 at Central Missouri	L, 37-111
J9 Meramec	W *
J13 Christian Brothers	L, 50-57
J14 Northwestern (Tenn.)	L, 43-51
J16 Meramec	W *
J18 Lincoln	L, 54-56
J20 at SIU Edwardsville	L, 58-67
J24 at UT Martin	L, 47-67
J25 at Forest Park	W *
J28 Missouri State	L, 49-73
J31 at UMSL	W, 63-46
F1 at Northeast Missouri	L, 47-76
F3 at Forest Park	W *
F11 at Lincoln	L, 44-77
F14 at Forest Park	L, 49-55
F16 SIU Edwardsville	L, 53-59
F21 at Southern Illinois	L *

\* = Game results not available

### 1978-79 11-15

N15 at William Woods	L, 62-85
N18 at Missouri State	L, 67-69
N24 Eastern Illinois #	L, 50-56
N25 Washburn #	W, 73-56
N26 Missouri Southern #	W, 73-66
N27 at Central Methodist	W, 82-48
N28 at Missouri	L, 36-101
D1 Missouri-Rolla	L, 49-58
D5 SIU Edwardsville	L, 61-62
D8 Central Missouri	L, 41-82
D9 Northwest Missouri	L, 41-75
D13 Saint Louis	L, 54-66
D20 Forest Park	W, 71-46
William Woods	L, 50-78
SIU Edwardsville	W, 53-50
Meramec	W, 61-59
UT Martin	L, 48-73
McKendree	W, 85-36
Belleville Area C.C.	L, 58-67
J23 UMSL	W, 67-58
J26 at Christian Brothers	W, 61-55
J27 at Southwestern	W, 65-39
F1 at Saint Louis	L, 49-73
F2 at Missouri-Rolla	L, 50-71
F13 Meramec	W, 61-59
F14 at Greenville	L, 57-63

# = Woods Owl Classic

### 1979-80 8-16

N10 Arkansas State	L, 36-53
N13 at Lincoln	L, 53-61
N16 at Saint Louis	L, 57-79
N20 at Missouri-Rolla	L, 60-69
N23 Washburn \$	L, 58-73
N23 Tabor \$	W, 57-51
N24 Langston	L, 62-77
D1 at Christian Brothers	L, 93-103
D4 UT Martin	L, 61-64
D8 Southwestern (Tenn.)	W, 69-47
D8 SIU Edwardsville	W, 77-53
D29 Chicago State	W, 84-53
J7 Elmhurst %	W, 77-36
J8 State Francis %	L, 53-68
J12 at SIU Edwardsville	W, 59-57
J19 Lincoln	L, 59-60
J21 UMSL	W, 56-53
J24 at Washington	W, 63-30
J26 William Woods	L, 49-54
J28 Missouri-Rolla	L, 49-71
J30 at UMSL	L, 35-60
F1 Missouri State	L, 54-63
F6 at William Woods	L, 42-90
F8 Saint Louis	L, 61-78

\$ = Woods Owl Classic

% = Chicago Shootout



**Angela Beck**

53-34 (.609) - 3 Seasons

Yr.	W	L	Pct.
80-81	9	15	.375
81-82	23	11	.676
82-83	21	8	.724

### 1980-81 9-15

N14 Lincoln	L, 70-82
N15 at Arkansas State	L, 65-94
N18 Missouri State	L, 69-84
N21 at Southern Illinois	L, 58-93
N22 SIU Edwardsville	W, 99-76
N24 Missouri-Rolla	W, 60-57
D5 at Northeast Missouri	L, 51-90
D6 William Woods	L, 53-71
D10 at ISU-Evansville	W, 86-75
J8 Carthage ^	W, 67-65
J9 SIU Edwardsville ^	L, 67-71
J17 McKendree	W, 93-55
J21 UMSL	W, 83-66
J24 at Christian Brothers	L, 73-79
J28 at Evansville	W, 70-68
J30 at Saint Louis	L, 54-71

F3 at William Woods	L, 51-62
F6 at Lincoln	L, 60-73
F9 Missouri-Rolla	L, 56-57
F13 at Evangel	L, 47-66
F18 at UMSL	L, 47-70
F20 at MacMurray	W, 92-49
F21 at Illinois College	W, 84-47
M2 William Woods	L, 56-58

^ = NIU Tourn. (Dekalb, Ill.)

### 1981-82 23-11

N19 Christian Brothers	W, 64-60
N21 SIU Edwardsville	W, 75-71
N24 William Woods	W, 76-51
N27 Belmont *	L, 65-66
N28 Missouri-Rolla *	W, 83-68
N29 UMSL *	L, 69-72
N30 Saint Louis	W, 69-63
D1 at Lincoln	W, 78-39
D4 at Missouri-Rolla	W, 73-64
D6 Southern Illinois	L, 55-68
D9 at UMSL	W, 80-63
D11 at Missouri Southern	W, 75-70
J14 Carthage #	W, 75-56
J15 Northern Illinois #	L, 44-91
J16 North Central #	L, 60-77
J18 at William Woods	W, 64-44
J20 Lincoln	W, 82-59
J22 Eastern Illinois \$	L, 66-81
J23 Wright State \$	W, 90-55
J29 Missouri State	W, 84-68
F2 Northeast Missouri	W, 82-55
F3 UMSL	W, 70-63
F6 at Christian Brothers	L, 63-68
F10 at Northwest Missouri	L, 60-85
F12 Evangel	W, 76-48
F13 Missouri-Rolla	W, 84-62
F16 Evansville	W, 101-65
F18 ISU-Evansville	W, 97-65
F23 McKendree	W, 77-58
F25 UMSL	W, 56-45
F26 Northeast Missouri	L, 70-72

AIAW Division II Tournament

M10 Moorhead State	W, 60-46
M11 North Dakota State	L, 70-85
M12 Northern Iowa	L, 56-59

\* = UMSL Tourn. (State Louis, Mo.)

# = NIU Tourn. (Dekalb, Ill.)

\$ = EIU Tourn. (Charleston, Ill.)

### 1982-83

21-8, 10-2 MIAA

N27 Stetson @	W, 78-51
N28 UT Martin @	L, 72-82 (ot)
N30 Christian Brothers	W, 60-57
D4 Kentucky Wesleyan	W, 75-51
D8 at Evansville	L, 58-63
D11 at Mississippi State	L, 44-77
D28 Milikin #	W, 88-59
D29 Augustana #	W, 86-70
D31 Florida Int'l #	W, 81-67
J2 Western Illinois #	W, 76-64
J7 SIU Edwardsville	W, 78-60
J8 at Christian Brothers	L, 58-69
J12 at UMSL	W, 74-61
J15 Northeast Missouri	W, 74-67
J19 at ISU-Evansville	W, 77-46
J22 Central Missouri	L, 85-93
J26 at Missouri-Rolla	W, 87-54
J28 Saint Louis	W, 77-45
J29 Lincoln	W, 81-66






## All-Time Results

F2	Northwest Missouri	W, 87-59
F5	Northeast Missouri	W, 75-66
F12	at Central Missouri	L, 46-70
F16	Missouri-Rolla	W, 80-44
F19	at Lincoln	W, 68-60
F23	at Northwest Missouri	W, 77-59
F26	UMSL	W, 96-60

### MIAA Tournament

F23	Northwest Missouri	L, 64-66
<i>NCAA Division II Tournament</i>		
M1	Abilene Christian	Won by forfeit
M3	Central Missouri	L, 50-71
@ = UTM Tour. (Martin, Tenn.)		
# = Miami Dial Classic		



**Ed Arnzen**

340-202 (.627) - 19 Seasons

Yr.	W	L	Pct.
83-84	23	6	.793
84-85	18	10	.643
85-86	25	6	.806
86-87	26	4	.867
87-88	26	4	.867
88-89	23	7	.767
89-90	24	6	.800
90-91	31	4	.886
91-92	16	12	.569
92-93	13	13	.500
93-94	16	11	.593
94-95	12	15	.444
95-96	14	13	.519
96-97	5	21	.192
97-98	8	19	.297
98-99	19	9	.679
99-00*	11	17	.393
00-01	14	13	.519
01-02	16	12	.571

\* UMKC had to forfeit due to ineligible players. The team's record is changed, but Arnzen's is not.

### 1983-84

#### 23-6, 10-2 MIAA

N25	Morningside !	W, 71-60
N26	State Cloud State !	W, 69-57
N27	Northwest Missouri !	L, 71-93
N30	Arkansas State	W, 82-74
D6	Union	W, 79-76
D8	at Kentucky Wesleyan	W, 67-49
D10	at SIU Edwardsville	W, 76-52
J4	UIC *	W, 74-61
J5	Nebraska-Omaha *	W, 66-60
J7	Florida International *	W, 74-61
J9	at Arkansas State	L, 56-66
J11	UMSL	W, 90-61

J14	at Northwest Missouri	W, 83-66
J17	ISU-Evansville	W, 88-62
J21	at Central Missouri	W, 80-64
J25	Missouri-Rolla	W, 78-41
J28	at Lincoln	W, 85-68
F1	at Northwest Missouri	L, 81-87
F4	Northeast Missouri	W, 80-50
F8	Evansville	W, 87-64
F11	Central Missouri	L, 82-83
F15	at Missouri-Rolla	W, 90-63
F18	Lincoln	W, 78-58
F22	Northwest Missouri	W, 87-67
F25	at UMSL	W, 83-66

### MIAA Tournament

M1	Northwest Missouri	W, 99-77
M3	Central Missouri	L, 65-88

### 1984-85

#### 18-10, 7-5 MIAA

N26	at ISU-Evansville	W, 68-44
D1	at Eastern Kentucky	L, 64-70
D3	Arkansas State	W, 81-68
D4	at Murray State	L, 64-74
D7	at UT Martin	W, 85-73
D10	McKendree	W, 85-50
D14	SIU Edwardsville	W, 72-58
J2	at State Mary's	W, 75-65
J3	Sul Ross !	W, 69-55
J4	Tarleton !	W, 67-61
J9	Missouri-Rolla	W, 89-41
J12	at Northwest Missouri	L, 74-83
J16	Murray State	L, 64-66
J19	Central Missouri	L, 62-68
J23	UMSL	W, 69-59
J26	Northeast Missouri	W, 87-65
J28	at Union	L, 67-79
J30	at Lincoln	L, 54-67
F2	at Missouri-Rolla	L, 69-72
F6	UT Martin	W, 71-57
F9	Northwest Missouri	W, 68-58
F13	at UMSL	W, 69-64
F16	at Central Missouri	L, 71-84
F18	at SIU Edwardsville	W, 52-46
F20	Lincoln	W, 64-56
F23	at Northwest Missouri	W, 77-75

### MIAA Tournament

F27	Northwest Missouri	W, 66-63
M1	Central Missouri	L, 67-72

! = Nebraska-Omaha Tournament

(Omaha, Neb.)

### 1985-86

#### 25-6, 11-1 MIAA

N23	at Rust	L, 58-61
N25	UT Martin	W, 79-68
N29	Morningside #	W, 97-64
N30	Nebraska-Omaha #	W, 70-52
D4	SIU Edwardsville	W, 80-48
D7	Kentucky Wesleyan	W, 93-39
D9	at Millikin	W, 93-67
D10	Southern Indiana	W, 106-41
D12	at UT Martin	W, 71-59
J2	at SE Louisiana	W, 68-61
J3	at SW Louisiana	L, 70-72
J4	at Southern	L, 74-75
J8	at Missouri-Rolla	W, 87-69
J11	Northwest Missouri	W, 88-62
J15	Rust	W, 93-51
J18	at Central Missouri	L, 78-96
J22	at UMSL	W, 70-66
J25	at Northeast Missouri	W, 65-53

J29	Lincoln	W, 92-46
F1	Missouri-Rolla	W, 90-41
F3	at Arkansas State	W, 83-73
F5	at SIU Edwardsville	W, 71-54
F8	at Northwest Missouri	W, 83-71
F12	UMSL	W, 84-56
F15	Central Missouri	W, 79-65
F19	at Lincoln	W, 90-70
F22	Northeast Missouri	W, 80-44

### MIAA Tournament

F27	Lincoln	W, 96-75
M1	Central Missouri	L, 69-77
<i>NCAA Division II Tournament</i>		
M8	Alaska-Anchorage	W, 80-65
M11	Central Missouri	L, 64-65
# = Nebraska-Omaha Tour.		
(Omaha, Neb.)		

### 1986-87

#### 26-4, 13-1 MIAA

N22	at SIU Edwardsville	W, 55-50
N26	UT Martin	W, 78-59
N29	at Northeastern Illinois	W, 94-59
N30	National College of Education	W, 77-52
D5	Mississippi #	L, 63-72
D6	Alcorn State #	W, 73-49
D8	McKendree	W, 89-46
D9	David Lipscomb	W, 70-48
D13	at USI	W, 62-55
J2	at West Virginia Tech	W, 76-53
J3	at Central Arkansas	L, 64-65
J7	Missouri-Rolla	W, 73-72
J10	at Northwest Missouri	W, 78-66
J14	Southwest Baptist	W, 82-51
J17	Central Missouri	W, 70-65
J19	SIU Edwardsville	W, 83-55
J21	UMSL	W, 75-50
J24	Northeast Missouri	W, 83-38
J26	at UT Martin	W, 67-65
J28	at Lincoln	W, 87-48
J31	at Missouri-Rolla	W, 71-67
F3	at Southwest Baptist	W, 84-45
F7	Northwest Missouri	W, 67-51
F11	at UMSL	W, 72-55
F14	at Central Missouri	L, 51-72
F18	Lincoln	W, 72-49
F21	at Northeast Missouri	W, 67-51

### MIAA Tournament

F26	Missouri-Rolla	W, 76-64
F28	Central Missouri	W, 78-55
<i>NCAA Division II Tournament</i>		
M7	Central Missouri	L, 62-64
# = Ole Miss Dial Classic		
(Oxford, Miss.)		

### 1987-88

#### 26-4, 13-1 MIAA

N21	at Quincy	W, 91-72
N25	SIU Edwardsville	W, 77-55
N29	National College of Education	W, 99-30
D2	at UT Martin	W, 79-78
D5	Southern Indiana	W, 83-33
D8	Missouri Baptist	W, 106-57
D11	at Christian Bro.	W, 67-38
J5	at Colorado College	W, 74-66
J6	at Metropolitan State	W, 83-57
J8	at Colorado Christian	W, 79-29
J13	at Missouri-Rolla	W, 72-40
J16	at Northwest Missouri	W, 87-79
J20	Southwest Baptist	W, 84-71
J23	Central Missouri	W, 92-85 (ot)

J25	at SIU Edwardsville	L, 57-65
J27	at UMSL	W, 70-64 (ot)
J30	Northeast Missouri	W, 89-59
F1	Quincy	W, 88-56
F3	at Lincoln	W, 74-56
F6	Missouri-Rolla	W, 60-47
F9	at Southwest Baptist	W, 73-56
F11	Northwest Missouri	W, 100-64
F13	UT Martin	W, 73-66
F17	UMSL	W, 77-44
F20	at Central Missouri	L, 59-72
F24	Lincoln	W, 83-48
F27	at Northeast Missouri	W, 90-54

### MIAA Tournament

M3	Northeast Missouri	W, 91-53
M5	Central Missouri	L, 68-80
<i>NCAA Division II Tournament</i>		
West Texas State		
L, 61-64		

### 1988-89

#### 23-7, 12-2 MIAA

N19	at Delta State	L, 55-74
N21	at Southern Indiana	W, 90-75
N23	at Missouri Baptist	W, 97-50
N28	UT Martin	W, 81-51
D2	Mankato State #	W, 70-46
D3	Northern Kentucky #	L, 54-62
D5	Delta State	W, 65-69
D9	at SIU Edwardsville	L, 66-74
J2	at UT Martin	W, 72-68
J4	at Austin Peay	W, 72-58
J7	at David Lipscomb	W, 86-75
J11	Missouri-Rolla	W, 86-73
J14	Northwest Missouri	W, 71-67
J17	at Southwest Baptist	W, 67-57
J21	at Central Missouri	L, 78-84
J25	UMSL	W, 80-60
J28	at Northeast Missouri	W, 80-51
J30	SIU Edwardsville	W, 87-52
F1	Lincoln	W, 84-67
F4	at Missouri-Rolla	W, 63-54
F6	Quincy	W, 93-74
F8	Southwest Baptist	W, 76-47
F11	at Northwest Missouri	W, 76-59
F15	at UMSL	W, 76-52
F18	Central Missouri	L, 65-72
F22	at Lincoln	W, 92-70
F25	Northwest Missouri	W, 101-44

### MIAA Tournament

M2	Missouri-Rolla	W, 68-53
M4	Central Missouri	L, 64-68
<i>NCAA Division II Tournament</i>		
M10	West Texas State	L, 70-83
# = Perkins NKU Classic		
(Highland Hts., Ky.)		

### 1989-90

#### 24-6, 14-2 MIAA

N17	Missouri Baptist	W, 94-65
N20	Quincy	W, 85-68
N25	at Southern Indiana	W, 93-75
N28	at Murray State	L, 68-72
D1	North Carolina Central \$	W, 61-48
D2	J.C. Smith \$	W, 78-43
D7	at Kentucky Wesleyan	L, 70-73
D9	Southern Indiana	W, 93-49
D30	Kentucky Wesleyan	W, 77-43
J4	Washburn	W, 78-57
J6	Northwest Missouri	L, 57-60
J8	at SIU Edwardsville	W, 91-72
J10	UMSL	W, 89-63





## All-Time Results

J13	at Central Missouri	L, 64-74
J17	Missouri Southern	W, 98-55
J20	at Missouri Western	W, 71-58
J24	Pittsburg State	W, 88-46
J27	at Southwest Baptist	W, 69-59
J31	at UMSL	W, 87-53
F3	at Missouri-Rolla	W, 75-58
F5	SIU Edwardsville	W, 99-68
F7	at Missouri Southern	W, 80-62
F10	at Northwest Missouri	W, 98-74
F14	at Pittsburg State	W, 86-63
F17	Southwest Baptist	W, 82-56
F21	Missouri-Rolla	W, 73-53
F24	Lincoln	W, 91-43

### MIAA Tournament

M1	Northwest Missouri	W, 86-71
M3	Central Missouri	L, 60-72
NCAA Division II Tournament		
M5	Central Missouri	L, 68-79

\$ = J.C. Smith Tournament

### 1990-91

#### 31-4, 14-2 MIAA

N16	Delta State	W, 90-73
N19	at Oral Roberts	W, 87-69
N26	Murray State	W, 76-56
N28	Oral Roberts	W, 100-61
N30	Indianapolis @	W, 73-57
D1	UT Martin @	W, 78-66
D4	at SIU Edwardsville	L, 57-58
D8	at Delta State	W, 74-73
D29	at Missouri Baptist	W, 86-54
J3	at Washburn	L, 56-60
J5	at Northwest Missouri	W, 65-53
J9	at UMSL	W, 91-67
J12	Central Missouri	L, 56-62
J16	at Missouri Southern	W, 64-51
J19	Missouri Western	W, 78-61
J21	SIU Edwardsville	W, 98-64
J23	at Pittsburg State	W, 87-69
J26	Southwest Baptist	W, 72-39
J30	UMSL	W, 78-38
F2	Missouri-Rolla	W, 71-56
F4	Missouri Baptist	W, 94-44
F6	Missouri Southern	W, 68-60
F7	Northwest Missouri	W, 95-82
F13	Pittsburg State	W, 101-49
F16	at SW Baptist	W, 74-58
F20	at Missouri-Rolla	W, 64-52
F23	at Lincoln	W, 81-44

### MIAA Tournament

F26	Pittsburg State	W, 81-74
F28	Washburn	W, 82-51
M2	Central Missouri	W, 85-83
NCAA Division II Tournament		
M8	Central Missouri	W, 80-65
M9	West Texas State	W, 71-70
M15	Cal Poly Pnomia	W, 82-52
M22	Norfolk State	W, 85-52
M23	North Dakota State	L, 74-81

@ = Otahtian Shootout

### 1991-92

#### 16-12, 7-7 OVC (Fourth)

N22	Missouri	L, 57-68
N26	at Evansville	L, 63-65
N29	at Northeastern Illinois	W, 62-47
N30	at Wisconsin-Milwaukee	W, 65-53
D3	at UMKC	L, 51-70
D10	at Saint Louis	W, 74-54
D12	Chicago State	W, 64-48
D15	Alcorn State	W, 83-54

D31	at Missouri	L, 50-58
J4	Austin Peay *	W, 79-72
J6	Missouri Baptist	W, 81-42
J7	Texas-Pan American	W, 65-53
J11	at Middle Tennessee *	L, 57-81
J13	at Murray State *	W, 74-73
J16	Wisconsin-Milwaukee	W, 85-74
J18	Morehead State *	W, 85-84
J20	Eastern Kentucky *	L, 57-79
J22	Quincy	W, 69-62
J25	at Tennessee Tech *	L, 58-83
J27	at Tennessee State *	L, 44-50
F1	at Austin Peay *	W, 69-68
F8	Tennessee Tech *	L, 71-83
F10	Tennessee State *	W, 70-48
F15	at Eastern Kentucky *	L, 59-78
F17	at Morehead State *	W, 70-69
F22	Murray State *	W, 78-60
F24	Middle Tennessee *	L, 67-82

### OVC Tournament

M9	Tennessee Tech	L, 74-87
----	----------------	----------

\* = Ohio Valley Conference Game

### 1992-93

#### 13-13, 8-8 OVC (t-Fifth)

D1	Southern Indiana	L, 86-94
D4	at Chicago State	W, 69-58
D5	at Wisconsin-Milwaukee	L, 60-73
D8	UMSL	W, 81-58
D12	at Texas-Pan American	L, 54-56
D30	at Saint Louis	W, 64-51
J7	Wisconsin-Milwaukee	L, 54-56
J9	at Tennessee State *	L, 59-68
J11	at Austin Peay *	W, 70-63
J13	Northeast Illinois	W, 75-64
J16	Murray State *	W, 70-67
J18	Saint Louis	W, 58-52
J23	Morehead State *	W, 80-75
J25	Eastern Kentucky *	L, 60-66
J28	at UT Martin *	W, 69-50
J30	Middle Tennessee *	L, 58-65
F1	Tennessee Tech *	L, 67-69
F6	UMKC	L, 50-75
F8	at Murray State *	W, 86-72
F13	at Morehead State *	W, 74-62
F15	at Eastern Kentucky *	L, 58-65
F20	Tennessee State *	L, 67-71
F22	Austin Peay *	W, 77-45
F24	UT Martin *	W, 80-56
F27	at Middle Tennessee *	L, 65-75
M1	Tennessee Tech *	L, 53-73

\* = Ohio Valley Conference Game

### 1993-94

#### 16-11, 9-7 OVC (Fifth)

N29	Cleveland State	W, 76-57
D1	Kentucky Wesleyan	W, 90-54
D9	Oral Roberts	W, 68-44
D11	at Missouri	L, 60-89
D28	at Western Illinois	L, 70-71
D30	at Saint Louis	W, 59-44
J3	Evansville	W, 88-61
J5	at Oral Roberts	W, 64-54
J8	at Eastern Kentucky *	L, 58-74
J10	at Morehead State *	L, 73-80
J13	Saint Louis	L, 59-63
J15	Tennessee Tech *	W, 70-56
J17	Middle Tennessee *	L, 67-70
J22	Tennessee State *	W, 96-61
J24	UT Martin *	W, 96-61
J29	at Tennessee State *	L, 59-68
J31	at Austin Peay *	W, 76-66

F2	at Murray State *	W, 70-61
F5	Morehead State *	W, 72-54
F7	Eastern Kentucky *	L, 67-83
F12	at Tennessee Tech *	L, 53-71
F14	at Middle Tennessee *	W, 68-64
F19	Murray State *	W, 83-65
F21	at UMKC	W, 84-64
F26	at UT Martin *	W, 84-76
F28	Austin Peay *	L, 69-78

### OVC Tournament

M5	Middle Tennessee	L, 70-71
----	------------------	----------

\* = Ohio Valley Conference Game

### 1994-95

#### 12-15, 4-12 OVC (Seventh)

N25	SW Louisiana @	W, 73-60
N26	UT Chattanooga@	W, 57-48
N28	UMKC	W, 63-58
D3	at Saint Louis	L, 54-64
D7	Missouri	L, 58-69
D10	at Cleveland State	W, 71-67
J4	at Oral Roberts	W, 74-55
J7	Eastern Kentucky *	L, 79-86
J9	Morehead State *	W, 81-78
J11	Western Illinois	W, 75-58
J14	at Tennessee Tech *	L, 49-73
J16	at Middle Tennessee *	L, 64-73
J18	Saint Louis	W, 89-69
J21	at Tennessee State *	L, 51-88
J23	at UT Martin *	W, 63-61
J28	Tennessee State *	L, 61-68
J30	Austin Peay *	W, 88-86
F1	Murray State *	L, 77-80
F4	at Morehead State *	W, 87-69
F5	at Eastern Kentucky *	L, 71-78
F11	Middle Tennessee *	L, 67-78
F13	Tennessee Tech *	L, 62-72
F18	at Murray State *	L, 64-65
f20	Oral Roberts	W, 64-45
F25	UT Martin *	L, 89-91
F27	at Austin Peay *	L, 73-82

### OVC Tournament

M4	Tennessee Tech	L, 59-82
----	----------------	----------

\* = Ohio Valley Conference Game

@ = Otahtian Shootout

### 1995-96

#### 14-13, 9-7 OVC (Third)

N24	Nicholls State @	W, 87-64
N25	UIC @	L, 45-59
D1	Washington State #	L, 50-89
D2	Western Illinois #	W, 83-64
D9	at Missouri	L, 62-75
D30	at Troy State	L, 80-89
J2	Northeast Missouri	W, 79-55
J6	at Eastern Kentucky *	L, 73-79
J8	at Morehead State *	L, 83-95
J11	UT Martin *	W, 86-68
J13	at Middle Tennessee *	L, 64-78
J15	at Austin Peay *	L, 60-81
J20	Tennessee State *	W, 69-48
J22	Tennessee Tech *	W, 87-81
J25	at Western Illinois	L, 57-75
F1	at Murray State *	L, 61-76
F3	Morehead State *	W, 84-79
F5	Eastern Kentucky *	W, 90-82
F8	at UT Martin *	L, 84-86
F10	Austin Peay *	L, 50-64
F12	Middle Tennessee *	W, 82-81
F17	at Tennessee Tech *	W, 63-62
F19	at Tennessee State *	W, 71-68
F22	Murray State *	W, 77-69

F24	Oral Roberts	W, 90-71
F26	Williams Baptist	W, 82-74

### OVC Tournament

M2	Murray State	L, 56-73
----	--------------	----------

\* = Ohio Valley Conference Game

@ = Otahtian Shootout

# = Dial Classic

### 1996-97

#### 5-21, 3-15 OVC (10th)

N25	Christian Brothers	L, 57-73
N29	at Wisconsin-Milwaukee	L, 47-55
D2	Missouri	L, 65-103
D6	Tulsa @	W, 66-52
D7	East Tennessee State @	L, 58-61
D12	Troy State	L, 46-75
J2	Oakland City	W, 67-55
J4	at Austin Peay *	L, 58-86
J6	at Tennessee State *	L, 54-82
J9	UT Martin *	L, 53-66
J11	Eastern Kentucky *	L, 55-71
J13	Morehead State *	W, 75-72
J15	at Oral Roberts	L, 50-74
J18	at Middle Tennessee *	W, 74-73 <sup>OT</sup>
J20	at Tennessee Tech *	L, 68-75
J23	at Murray State *	L, 50-52
J25	Eastern Illinois *	L, 70-77
F1	Tennessee State *	L, 70-84
F3	Austin Peay *	L, 60-77
F6	Murray State *	W, 66-62
F8	at Morehead State *	L, 68-83
F9	at Eastern Kentucky *	L, 44-81
F15	Tennessee Tech *	L, 67-85
F17	Middle Tennessee *	L, 63-78
F20	at UT Martin *	L, 60-61
F22	at Eastern Illinois *	L, 54-89

\* = Ohio Valley Conference Game

@ = Otahtian Shootout

### 1997-98

#### 8-19, 5-13 OVC (t-Eighth)

N15	Wisconsin-Milwaukee	L, 56-71
N20	at Missouri	L, 53-76
N25	Western Illinois	W, 70-68
N28	Nevada #	L, 52-69
N29	Texas-El Paso #	L, 50-67
D3	at Tulsa	L, 71-74
D6	Austin Peay *	W, 77-76
D8	Tennessee State *	W, 74-65
D13	Oakland City	W, 65-47
J3	at Morehead State *	L, 95-98 <sup>OT</sup>
J5	at Eastern Kentucky *	L, 58-97
J10	Middle Tennessee *	L, 71-89
J12	Tennessee Tech *	L, 60-66
J14	at Tennessee State *	L, 39-73
J17	at Murray State *	W, 74-65
J19	at UT Martin *	L, 58-80
J24	Eastern Illinois *	W, 48-41
J31	Eastern Kentucky *	L, 77-86
F2	Morehead State *	W, 82-74 <sup>OT</sup>
F4	at Austin Peay *	L, 58-69
F7	at Middle Tennessee *	L, 67-95
F9	at Tennessee Tech *	L, 52-65
F11	Belmont	W, 63-61
F14	Murray State *	L, 65-66
F16	UT Martin *	L, 64-79
F21	at Eastern Illinois *	L, 54-72

### OVC Tournament

F24	at Eastern Kentucky	L, 75-92
-----	---------------------	----------

\* = Ohio Valley Conference Game

# = Holiday Inn Classic





## All-Time Results

### 1998-99 19-9, 13-5 OVC (Fourth)

N14	Christian Brothers	W, 94-51
N21	at Indiana State	L, 56-81
N24	Missouri	W, 90-71
N27	vs. Alcorn State @	L, 59-66
N28	vs. Texas-Pan American @	W, 77-53
D3	Tulsa	W, 80-63
D5	at Tennessee State *	W, 63-48
D8	Oakland City	W, 81-53
D12	at Austin Peay *	W, 69-55
J2	Eastern Kentucky *	W, 101-93 <sup>2OT</sup>
J4	Morehead State *	W, 65-58
J7	at Middle Tennessee *	L, 75-82
J9	at Tennessee Tech *	L, 64-82
J12	Austin Peay *	W, 76-56
J14	Murray State *	W, 78-59
J16	UT Martin *	W, 75-55
J21	at Belmont	L, 57-70
J23	at Eastern Illinois *	W, 75-64
J25	at Eastern Kentucky *	L, 61-62
J30	at Morehead State *	W, 104-70
F2	Tennessee State *	W, 74-71
F4	Middle Tennessee *	W, 76-73
F6	Tennessee Tech *	W, 74-70
F11	at Murray State *	L, 63-64
F13	at UT Martin *	L, 70-84
F20	Eastern Illinois *	W, 101-86

#### OVC Tournament

F23	Murray State	W, 66-60
F27	Tennessee Tech	L, 62-73

\* = Ohio Valley Conference Game  
@ = Chateau Charles Cowgirl Classic

### 1999-00 12-16, 7-11 OVC (Seventh)

N19	vs. Mississippi Valley State !	W, 77-42
N20	at Arkansas State !	L, 69-74
N23	UMKC	W, 70-71**
N27	vs. Louisiana Tech #	L, 54-96
N28	at UNLV #	L, 58-69
D2	at Tennessee Tech	L, 61-65
D4	at Middle Tennessee	L, 81-85 <sup>OT</sup>
D7	Oakland City	W, 83-72
D10	Indiana State	L, 58-77
J3	at Ark.-Little Rock	W, 80-78 <sup>OT</sup>
J6	Tennessee State *	W, 58-46
J8	Austin Peay *	W, 74-72
J13	at UT Martin *	L, 65-71
J15	at Murray State *	L, 49-54
J18	Tennessee Tech *	L, 65-82
J22	Eastern Illinois *	W, 83-70
J27	Morehead State *	W, 85-62
J29	Eastern Kentucky *	W, 87-66
F3	at Tennessee State *	L, 60-65
F5	at Austin Peay *	L, 71-95
F8	Middle Tennessee *	L, 58-67
F10	UT Martin *	L, 64-74
F12	Murray State *	L, 55-66
F16	Belmont	W, 87-72
F19	at Eastern Illinois *	W, 89-75
F24	at Morehead State *	W, 82-76
F26	at Eastern Kentucky *	L, 86-91 <sup>OT</sup>

#### OVC Tournament

F29	Middle Tennessee	L, 57-76
-----	------------------	----------

\* = Ohio Valley Conference Game  
! = Arkansas State Lady Indian Invitational  
# = UNLV Lady Rebel Shootout  
\*\* = UMKC played with ineligible players, Southeast was given the win.

### 2000-01 14-13, 9-7 OVC (Fourth)

N17	Missouri Baptist	W, 83-53
N21	at UMKC	W, 65-48
N25	vs. New Mexico State #	L, 58-67
N26	vs. Eastern Washington #	L, 64-67
N29	Lipscomb	L, 60-61
D4	at Mississippi Valley State	L, 63-69 <sup>OT</sup>
D6	Oakland City	W, 88-47
D9	at Belmont	W, 81-72
D30	Mississippi Valley State	W, 78-44
J2	Arkansas-Little Rock	L, 55-76
J4	at Tennessee State *	W, 82-80
J6	at Austin Peay *	W, 87-80
J9	Tennessee Tech *	L, 79-80
J11	Murray State *	W, 74-66
J13	UT Martin *	W, 79-66
J20	at Eastern Illinois *	W, 77-71
J27	at Morehead State *	W, 67-66
J29	at Eastern Kentucky *	L, 82-89
F1	Austin Peay *	L, 66-67
F3	Tennessee State *	W, 95-84
F6	at Tennessee Tech *	L, 75-89
F8	at Murray State *	L, 61-62
F10	at UT Martin *	W, 80-67
F17	Eastern Illinois *	L, 47-70
F22	Eastern Kentucky *	L, 82-91
F24	Morehead State *	W, 81-61

#### OVC Tournament

F27	UT Martin	L, 63-68
-----	-----------	----------

\* = Ohio Valley Conference Game

# = Fresno State Classic

### 2001-02 16-12, 8-8 OVC (Fifth)

N16	vs. Montana \$	L, 63-78
N17	at Texas-Pan American \$	W, 72-55
N20	Oakland City	W, 80-66
N24	Southern Illinois	W, 81-70
N27	at Lipscomb	W, 72-58
N30	Texas A&M-Corpus Christi #	W, 70-57
D1	Missouri #	L, 62-80
D5	at Northern Illinois	L, 63-71
D8	Samford	W, 90-41
J2	Missouri Baptist	W, 70-53
J5	at Eastern Illinois *	W, 77-68
J8	Tennessee Tech *	L, 77-80
J10	Eastern Kentucky *	L, 67-94
J12	Morehead State *	L, 70-79
J14	Tennessee State *	W, 77-53
J17	at UT Martin *	W, 64-59
J19	at Murray State *	W, 71-55
J23	IPFW	W, 86-67
J26	Austin Peay *	L, 73-77
J31	at Tennessee State *	L, 79-88 <sup>OT</sup>
F2	at Tennessee Tech *	L, 69-87
F7	at Morehead State *	L, 72-79
F9	at Eastern Kentucky *	L, 73-82
F14	UT Martin *	W, 61-51
F16	Murray State *	W, 72-64
F18	Eastern Illinois *	W, 79-51
F23	at Austin Peay *	W, 80-68

#### OVC Tournament

F26	at Austin Peay	L, 67-76
-----	----------------	----------

\* = Ohio Valley Conference Game  
# = Texas-Pan American Classic  
\$ = Lady Tiger Tournament



**B.J. Smith**

35-41 (.460) - 4 Seasons

Yr.	W	L	Pct.
02-03	19	11	.633
03-04	16	13	.552
04-05<	0	8	.000
05-06<	0	9	.000

Redhawks vacated their wins from the 2004-05 (22 wins) and the 2005-06 (22 wins) seasons due to NCAA penalties.

### 2002-03 19-11, 11-5 OVC (Second)

N22	Henderson State	W, 85-55
N26	at Missouri State	L, 76-85
N29	at Wisconsin-Green Bay #	L, 49-74
N30	vs. Quinnipiac #	W, 93-87 <sup>OT</sup>
D5	Lipscomb	W, 71-50
D7	at Samford	W, 89-48
D16	Oakland City	W, 90-42
D20	vs. Indiana State %	L, 71-82
D21	vs. Gardner-Webb %	W, 98-63
D28	at Oklahoma	L, 59-87
J4	Eastern Illinois *	W, 74-59
J11	at Morehead State *	W, 83-63
J13	at Eastern Kentucky *	L, 77-88
J18	Murray State *	W, 82-69
J20	UT Martin *	W, 70-49
J25	at Austin Peay *	L, 45-58
J30	at Eastern Illinois *	W, 82-64
F1	Tennessee Tech *	W, 86-80
F3	Tennessee State *	W, 77-64
F8	Eastern Kentucky *	L, 75-81
F10	Morehead State *	W, 78-64
F12	at IPFW	L, 87-90 (OT)
F15	at Murray State *	W, 62-53
F17	at UT Martin *	L, 59-60
F22	Austin Peay *	L, 78-80
F27	at Tennessee Tech *	W, 76-72
M1	at Tennessee State *	W, 81-72

#### OVC Tournament

M4	Eastern Illinois	W, 79-76
M7	vs. Tennessee Tech	W, 78-65
M8	vs. Austin Peay	L, 61-85

\* = Ohio Valley Conference Game  
# = UWGB Tournament

### 2003-04 16-13, 10-6 OVC (Fourth)

N14	vs. Utah #	L, 65-76
N21	Southern Illinois	W, 73-64
N24	at Oklahoma	L, 48-83
N28	vs. Bowling Green @	L, 60-70
N29	vs. Prairie View A&M @	W, 85-38
D6	Southern Arkansas	W, 84-57
D15	Northern Illinois	W, 59-57
D20	at Lipscomb	L, 47-52
D23	at Missouri State	L, 59-87
D30	vs. Kansas State \$	L, 42-78
D31	vs. Alcorn State \$	W, 73-63
J8	Austin Peay *	L, 54-64
J10	Tennessee Tech *	W, 102-90
J13	at Eastern Illinois *	W, 79-66
J15	Tennessee State *	W, 102-45
J22	at Tennessee Tech *	L, 57-65
J24	at Austin Peay *	L, 65-68
J29	at Jacksonville State *	L, 83-95
J31	at Samford *	W, 71-53
F5	UT Martin *	W, 83-60
F7	Murray State *	W, 74-60
F10	Eastern Illinois *	W, 77-76
F14	at Tennessee State *	W, 87-58
F19	Eastern Kentucky *	W, 88-78
F21	Morehead State *	W, 88-62
F26	at Murray State *	L, 59-64
F28	at UT Martin *	L, 75-78

#### OVC Tournament

M2	Murray State	W, 76-51
M5	Austin Peay	L, 55-72

\* = Ohio Valley Conference Game

# = Preseason WNIT

@ = Texas-Corpus Christi Tournament

\$ = UTSA Classic

### 2004-05 0-8, 0-2 OVC<

N19	at Oklahoma	L, 62-84
N23	Lyon College	W, 105-45
N26	vs. Texas Southern #	W, 90-60
N27	vs. UIC #	W, 85-62
D1	at Southern Illinois	W, 77-56
D9	at Hawaii @	W, 79-69
D10	vs. BYU @	L, 52-62
D18	at UIC	L, 76-78
D22	Missouri State	L, 64-73
D30	Chicago State	W, 61-44
D31	Oakland City	W, 74-49
J6	at Austin Peay *	W, 59-56
J8	at Tennessee Tech *	L, 78-80
J11	Eastern Illinois *	W, 87-70
J13	at Tennessee State *	W, 67-59
J20	Tennessee Tech *	W, 62-45
J22	Austin Peay *	W, 84-52
J27	Jacksonville State *	W, 94-51
J29	Samford *	W, 85-49
F3	at UT Martin *	W, 79-56
F5	at Murray State *	W, 60-40
F8	at Eastern Illinois *	W, 71-56
F12	Tennessee State *	W, 74-54
F17	at Eastern Kentucky *	L, 62-66
F19	at Morehead State *	W, 82-70
2-24	Murray State *	W, 86-69
2-26	UT Martin *	W, 76-63

#### OVC Tournament

M1	vs. Samford	W, 47-45
M4	vs. Tennessee Tech	W, 71-68
M5	vs. Eastern Kentucky	L, 73-84 <sup>2OT</sup>

\* = Ohio Valley Conference Game  
# = Healthpoint Plaza Thanksgiving Classic  
@ = Waikiki Beach Marriott Invitational





## All-Time Results

### 2005-06 0-9, 0-4 OVC\*

N18	at Texas Tech	L, 56-85
N22	Arkansas Monticello	W, 67-38
N25	vs. Wisconsin-Milwaukee #	L, 87-90
N26	vs. Henderson State #	W, 79-66
N29	Southern Illinois	W, 74-63
D2	at Wisconsin-Milwaukee	L, 70-73
D8	Tennessee State *	W, 71-53
D10	Tennessee Tech *	L, 77-81
D18	at Samford *	L, 76-91
D20	at Jacksonville *	W, 83-76
D28	at East Tennessee	L, 74-81
J2	Eastern Kentucky *	W, 84-78
J5	Eastern Illinois *	L, 61-70
J7	at Murray State *	W, 72-62
J14	Austin Peay *	W, 72-54
J19	at Tennessee State *	W, 78-35
J21	at Tennessee Tech *	W, 53-46
J26	Morehead State *	W, 62-50
J28	Murray State *	W, 71-52
J30	at Austin Peay *	W, 73-57
F4	at UT Martin *	W, 67-52
F9	at Morehead State *	W, 58-43
F11	at Eastern Kentucky *	W, 87-86 <sup>OT</sup>
F16	Eastern Illinois *	W, 84-76
F18	at UT Martin *	W, 54-49
F23	Samford *	L, 53-57
F25	Jacksonville *	W, 87-72

#### OVC Tournament

F28	vs. Murray State	W, 80-49
M3	vs. Samford	W, 59-52
M4	vs. Tennessee Tech	W, 71-50

#### NCAA Tournament

M18	vs. Stanford	L, 42-72
-----	--------------	----------

\* = Ohio Valley Conference Game

# = Southeast Hospital Classic



**John Ishee**

77-74 (.510) - 5 Seasons

Yr.	W	L	Pct.
06-07	24	8	.750
07-08	23	9	.719
08-09	15	15	.500
09-10	7	21	.250
10-11	8	21	.276

### 2006-07

#### 24-8, 16-4 OVC (First)

N11	at Tulsa	L, 54-67
N14	Central Arkansas	W, 64-60
N17	Florida State	L, 50-64
N21	Harris-Stowe	W, 101-78
D2	at Baylor	L, 47-81
D7	at Tennessee State *	W, 67-53
D9	at Tennessee Tech *	L, 58-59

D15	East Tennessee State	W, 73-68
D17	Jacksonville State *	W, 90-83
D19	Samford *	W, 70-66 <sup>OT</sup>
D22	at Buffalo	W, 61-50
D28	Martin Methodist	W, 93-53
J2	at Eastern Kentucky *	W, 64-62
J4	Eastern Illinois *	W, 77-60
J8	at Murray State *	W, 67-61
J13	at Austin Peay *	L, 60-75
J18	Tennessee State *	W, 64-46
J20	Tennessee Tech *	W, 77-52
J24	at Morehead State *	L, 58-68
J27	Murray State *	W, 66-63 <sup>2OT</sup>
J29	Austin Peay *	W, 67-56
F3	at UT Martin *	L, 54-63
F8	Morehead State *	W, 84-70
F10	Eastern Kentucky *	W, 73-72
F14	at Eastern Illinois *	W, 63-42
F17	UT Martin *	W, 58-52
F22	at Samford *	W, 66-58
F24	at Jacksonville State *	W, 85-50

#### OVC Tournament

F28	vs. Austin Peay	W, 58-54
M2	vs. Samford	W, 57-51
M3	vs. Murray State	W, 62-60

#### NCAA Tournament

M17	Oklahoma	L, 60-74
-----	----------	----------

\* = Ohio Valley Conference Game

### 2007-08

#### 23-9, 17-3 OVC (First)

N10	Tulsa	W, 67-45
N13	Henderson State	W, 59-58
N17	at Central Arkansas	W, 91-60
N20	Cumberland	W, 73-57
N23	vs Texas State	L, 47-80
N24	vs Northern Colorado	L, 49-60
N29	Baylor	L, 51-81
D2	at Purdue	L, 41-51
D6	Tennessee State *	L, 49-61
D8	Tennessee Tech *	W, 66-60
D18	at Samford *	W, 69-60
D20	at Jacksonville State *	W, 83-71
D29	Buffalo	W, 67-45
J5	at Eastern Illinois *	W, 55-51
J7	Murray State *	L, 68-71
J12	at Austin Peay *	W, 70-54
J17	at Tennessee State *	W, 70-51
J19	at Tennessee Tech *	W, 49-39
J24	Morehead State *	W, 66-58
J26	at Murray State *	W, 81-74
F2	UT Martin *	W, 58-51 <sup>OT</sup>
F7	at Morehead State *	W, 50-48
F9	at Eastern Kentucky *	W, 72-67
F14	Eastern Illinois *	W, 46-41
F16	at UT Martin *	W, 53-43
F20	Austin Peay *	W, 67-47
F23	Eastern Kentucky *	W, 68-52
F28	Samford *	L, 50-73
M1	Jacksonville State *	W, 85-42

#### OVC Tournament

M4	Jacksonville State	W, 67-45
M7	vs. Eastern Illinois	L, 40-52

#### WNIT

M20	at Evansville	L, 58-60
-----	---------------	----------

\* = Ohio Valley Conference Game

### 2008-09

#### 15-15, 10-8 OVC (t-Fifth)

N14	Missouri State	W, 67-64
N18	Central Arkansas	W, 60-41
N21	Ark Little Rock	W, 57-45
N25	at Florida State	L, 31-62
N28	Indiana State	L, 72-75
D4	Austin Peay *	L, 50-61
D6	Tennessee State *	L, 55-59

D10	Bethel College	W, 73-54
D13	at Southern Miss	L, 47-64
D20	vs. Providence \$	L, 59-67
D21	vs. Alabama State \$	L, 53-60
D29	at Missouri	L, 31-60
J3	at Tennessee Tech *	W, 56-41
J5	at Jacksonville State *	W, 82-60
J10	Eastern Illinois *	W, 58-51
J15	Morehead State *	L, 68-74
J17	Eastern Kentucky *	W, 71-54
J22	at UT Martin *	W, 62-54
J24	at Murray State *	L, 65-80
J29	Jacksonville State *	W, 57-37
F31	Tennessee Tech *	W, 61-55
F4	Harris-Stowe	W, 73-45
F7	at Eastern Illinois *	L, 53-73
F12	at Eastern Kentucky *	W, 66-56
F14	at Morehead State *	L, 54-55
F19	Murray State *	W, 69-51
F21	UT Martin *	W, 58-39
F26	at Tennessee State *	L, 54-70
F28	at Austin Peay *	L, 74-80 <sup>OT</sup>

#### OVC Tournament

M3	at Tennessee State	L, 66-77
----	--------------------	----------

\* = Ohio Valley Conference Game

\$ = Tulane DoubleTree Classic

### 2009-10

#### 7-21, 4-14 OVC (10th)

N13	UMSL	W, 66-53
N16	Southern Miss	W, 73-63
N21	at Missouri State	L, 46-72
N24	at Indiana State	L, 28-72
N29	Green Bay	L, 50-88
D3	at Austin Peay *	L, 63-76
D5	at Tennessee State *	L, 50-54
D9	Bethel College	W, 73-60
D12	UT Arlington	L, 54-66
D19	at Central Arkansas	L, 64-72
D28	at Ark Little Rock	L, 55-87
J2	Tennessee Tech *	W, 61-56
J4	Jacksonville State *	W, 56-53
J9	at Eastern Illinois *	L, 39-67
J14	at Morehead State *	L, 37-75
J16	at Eastern Kentucky *	W, 43-41
J21	UT Martin *	L, 46-49
J23	Murray State *	L, 72-90
J28	at Jacksonville State *	W, 52-47
J30	at Tennessee Tech *	L, 56-59
F2	SIU Edwardsville	L, 57-59
F6	Eastern Illinois *	L, 41-71
F11	Eastern Kentucky *	L, 45-50
F13	Morehead State *	L, 50-65
F18	at Murray State *	L, 52-61
F20	at UT Martin *	L, 43-65
F25	Tennessee State *	L, 53-76
F27	Austin Peay *	L, 60-77

\* = Ohio Valley Conference Game

### 2010-11

#### 8-21, 4-14 OVC (10th)

N12	vs. Sam Houston \$	L, 51-60
N13	vs. Jackson State \$	W, 55-37
N17	Northern Iowa	L, 57-70
N19	at Louisville	L, 43-97
N23	Maryville (St. Louis)	W, 61-48
N27	at UT Arlington	L, 40-54
D2	Austin Peay *	L, 57-65
D4	Tennessee State *	W, 51-46
D7	Western Michigan	W, 60-56
D10	at Green Bay	L, 40-74
D19	at Jacksonville State *	L, 48-62
D21	at Tennessee Tech *	L, 48-62
D30	Lindenwood Belleville	W, 77-46
J2	at Notre Dame	L, 21-97
J8	Eastern Illinois *	L, 43-68

J13	Morehead State *	L, 69-85
J15	Eastern Kentucky *	W, 74-58
J19	at UT Martin *	L, 62-92
J22	at Murray State *	W, 48-44
J27	Jacksonville State *	L, 49-51
J29	Tennessee Tech *	L, 59-69
F5	at Eastern Illinois *	L, 49-74
F10	at Eastern Kentucky *	W, 64-57
F12	at Morehead State *	L, 40-89
F17	Murray State *	L, 34-54
F19	UT Martin *	L, 55-85
F21	at SIU Edwardsville	L, 51-60
F24	at Tennessee State *	L, 35-58
F26	at Austin Peay *	L, 51-71

\* = Ohio Valley Conference Game  
\$ = Inn at Ole Miss Classic



**Ty Margenthaler**

7-22 (.241) - 1 Season

Yr.	W	L	Pct.
11-12	7	22	.241

### 2011-12

#### 7-22, 4-12 OVC (10th)

N11	at NC State	L, 29-66
N13	at Saint Louis	L, 45-54
N15	at UIC	L, 54-69
N21	Ole Miss	L, 43-51
N25	at UAB !	L, 41-64
N26	vs. Samford !	L, 58-63
N29	Arkansas State	W, 56-52
D1	at Northern Iowa	L, 42-62
D3	Lindenwood	W, 66-56
D10	at Western Michigan	L, 34-67
D18	vs. Central Michigan @	L, 59-100
D19	at Wright State @	L, 53-74
D20	vs. Longwood @	W, 56-52
D28	Morehead State *	L, 57-61
D31	Murray State *	L, 75-80
J2	Jacksonville State *	W, 66-48
J7	at Eastern Kentucky *	L, 37-52
J14	Eastern Illinois *	L, 46-73
J16	SIU Edwardsville *	L, 43-58
J21	at Tennessee Tech *	L, 57-60 (OT)
J28	at UT Martin *	L, 47-88
J30	Austin Peay *	W, 69-60
F1	at Eastern Illinois *	L, 48-74
F4	Tennessee State *	W, 50-39
F11	at Murray State *	L, 62-63
F13	at SIU Edwardsville *	L, 48-63
F18	UT Martin *	L, 44-77
F23	at Jacksonville State *	W, 54-47
F25	at Austin Peay *	L, 84-88

\* = Ohio Valley Conference Game

! = UAB Thanksgiving Classic

@ = Wright State Holiday Invitational





# THIS IS THE OVC

IN THIS SECTION . . .

- » [About the OVC](#)
- » [OVC Map](#)
- » [2011-12 OVC Team Stats](#)
- » [2011-12 OVC Individual Stats](#)







## About the OVC

**N**ow in its 65th year, the Ohio Valley Conference continues to build on the success that has made it the nation's eighth-oldest NCAA Division I conference.

In May 2011 the Conference expanded for the second time in four years, adding Belmont University which begins competition in the 2012-13 academic year. The addition of Belmont gives the OVC 12 members, the most the league has had at one time in its illustrious history. The move added a second team in the city of Nashville and was the first addition to the league since Southern Illinois University Edwardsville joined in 2008.

The 2009-10 school year saw a change in leadership as Beth DeBauche was named the seventh full-time Commissioner in league history on July 28, 2009. She is currently one of just five females to be the head of a Division I conference, and one of just eight to lead a Division I conference all-time. The last three commissioners of the OVC have moved onto jobs as the commissioner of the Big Ten, Big 12 and the Mid-American Conferences.

The OVC's proud history dates back to 1948, but seeds for the new league were actually planted in 1941. It was then that Roy Stewart, the athletics director at Murray State, Charles "Turkey" Hughes, the athletics director at Eastern Kentucky, and Kelly Thompson, the public relations director at Western Kentucky, first broached the idea of forming a new conference. Discussions were put on hold by World War II, but remerged Feb. 27-28, 1948 at the Kentucky Hotel in Louisville as the three original institutions combined with Morehead State, Louisville and Evansville to form the OVC.

In the 1950s, the OVC became a pioneer on a much more significant scale socially. During times of racial segregation, league member Morehead State became one of the first non-traditionally black mid-southern institutions to accept a black student. In 1958, Marshall Banks earned athletically-related aid at Morehead, which signed a second black athlete, Howard Murphy, a year later. In 1961, Murphy earned all-conference recognition as a halfback in football. With racial barriers broken, the rest of the institutions in the league began to provide educational and athletic opportunities to

African-Americans.

Through the past 64 years, 15 teams have won or shared the league's football title. The list is led by Eastern Kentucky, winner of 21 outright or shared football crowns (including sharing the title in 2011), which is tied for the most in Football Championship Subdivision history (with Massachusetts). Among OVC teams, former member Middle Tennessee is next with 11 titles, followed by Tennessee Tech with 10, and Murray State and former member Western Kentucky with eight apiece. Eastern Illinois has claimed five football crowns and Jacksonville State has three, while Morehead State, Tennessee State and former members Evansville and East Tennessee State have captured two apiece. Austin Peay, Southeast Missouri (which captured its first crown in 2010), UT Martin and former member Youngstown State have one title apiece.

Murray State and Evansville tied for the initial football championship, and the Racers participated in the first-ever bowl game by an OVC team, tying Sul Ross State 21-21 in the 1948 Tangerine Bowl. From 1948 to 1975, OVC teams played in 15 bowl games, winning eight of them. Eastern Kentucky and Western Kentucky were also participants in the NCAA Division II playoffs in the early and mid-1970s prior to the NCAA's reclassification of football programs into Division I-AA. The term "I-AA" lasted until the end of the 2006 season when it was changed to Division I Football Championship Subdivision (FCS).

The first Division I-AA/FCS football playoff was held in 1978 with only four teams, which is the only year through present day that the OVC did not field a playoff representative. In 1979, four of the nation's top teams were invited to the playoffs, and two of them - Eastern Kentucky and Murray State - were from the OVC. Murray dropped its semifinal game to Lehigh, but the Colonels nipped Nevada-Reno in double overtime and claimed the national championship a week later with a 30-7 victory over Lehigh. EKV was coached by former All-America quarterback Roy Kidd, who was in his 16th year at the helm of his alma mater and who skippered the Colonels to a second national title three years later. Following the 2002 season, Kidd retired after 39 years at EKV; upon retirement, he ranked sixth all-time

among Division I coaches with 315 victories, earning him a spot in the College Football Hall of Fame. EKV's 20 FCS playoff appearances are the second for the most all-time (behind only Montana).

In addition to Kidd, other coaching legends in the OVC include Charles "Bubber" Murphy, who coached at Middle Tennessee from 1947-1968, Western Kentucky's Jimmy Feix (1968-83), Wilburn Tucker (1954-67) and Don Wade (1968-82) of Tennessee Tech, Bill Ferguson (1967-77) of Murray State, Guy Penny (1959-67) of Morehead State and Boots Donnelly (1977-78 at Austin Peay; 1979-1998 at Middle Tennessee). Following the 2011 season Eastern Illinois head coach Bob Spoo retired following 25 years at the school (the last 16 as members of the OVC). In his time as an OVC coach he compiled 92 total victories (fifth-most in league history) and 68 OVC wins (fourth-most in league history) and was inducted into the OVC Hall of Fame in 2012.

A sampling of former OVC football stars, some of whom were All-Americans during their collegiate careers before achieving stardom at the professional ranks, include Jim Youngblood and Larry Schreiber (Tennessee Tech), Phil Simms (Morehead State), Virgil Livers and Dale Lindsey (Western Kentucky), Myron Guyton and Chad Bratzke (Eastern Kentucky), Cortland Finnegan (Samford) and Tony Romo (Eastern Illinois). In 2008, former Tennessee State standout Dominique Rodgers-Cromartie became just the fourth NFL First Round draft pick in OVC history when he was selected 16th overall by the Arizona Cardinals. He would break into the starting lineup halfway through his rookie season and started at cornerback for the Cardinals in Super Bowl XLIII. The OVC has had at least one former player named a NFL Pro Bowl selection in four of the past six seasons.

The 2007 season marked a return to scholarship football and the OVC for the Austin Peay Governors. Following the 1996 season the Governors dropped scholarship football and competed as both an independent (1997-00, 2006) and as a member of the Pioneer Football League (2001-05).

The 2007 season also brought new vernacular to the Ohio Valley Conference and the division formerly known as I-AA. Begin-





## About the OVC

ning with the 2006 National Championship game the term I-AA was changed to NCAA Football Championship Subdivision (FCS) in a decision by the Division I Board of Directors. The new label was chosen to communicate in a positive and clear manner the unique differences between Division I football categories (chiefly, the post-season opportunity) while still defining them within the Division I experience. The FCS includes programs that compete in an effort to participate in the NCAA championship postseason structure (one of 89 NCAA national championships) as opposed to the Football Bowl Subdivision (FBS) which competes in an effort to participate in the post-season bowl system (the 35 NCAA-licensed events which includes the Bowl Championship Series).

In 2010 Southeast Missouri State, picked to finish seventh in the preseason poll, compiled a 7-1 Conference record on the way to its first OVC Championship since joining the league in 1991. Overall the Redhawks were 9-2 during the regular season and earned a berth in the FCS Playoffs, its first playoff berth at any level in the program's 104-year history. Southeast would lose to eventual national champion Eastern Washington in the second round of the playoffs. Head coach Tony Samuel capped the year by winning the Sports Network's Eddie Robinson Award, given to the National Coach of the Year. Samuel was the second OVC coach to win the award (joining Murray State's Houston Nutt who won the award in 1995).

For only the second time in league history in 2011, three teams shared the OVC football championship, as Eastern Kentucky, Jacksonville State and Tennessee Tech finished with 6-2 records. The only other time in league history more than two champions were crowned at the end of the year was 1962 (when four teams shared the crown).

Football wasn't the only sport in which the OVC was quickly gaining respect. In 1955, the OVC became only the second six-member league nationally to earn an automatic bid to the prestigious NCAA Men's Basketball Tournament, which, at that time, was limited to only 24 participants. The Conference quickly proved worthy of that bid, as Morehead State defeated Marshall (107-92) and Wayne State (95-84) in the 1956 tournament.

Fifteen years later, former OVC member Western Kentucky became the first and only Conference team to reach the Final Four. The Hilltoppers defeated Jacksonville, Kentucky and Ohio State before losing to Villanova in double overtime in the national semifinals. WKU went on to finish in third place after beating Kansas 77-75 in the consolation game.

Since that time, the OVC has recorded some of the biggest upsets in the history of the NCAA Tournament. Perhaps the most famous moment came in 1987, when Austin Peay came from fourth place in the regular season to win the OVC Tournament and earn the league's automatic bid. The Governors drew powerful Illinois, and were such big underdogs, that ESPN broadcaster Dick Vitale promised to stand on his head if APSU won the game. After a 68-67 victory over the Illini, and a narrow 90-87 overtime loss to eventual Final Four participant Providence in the second round, Vitale made good on his promise in a visit to Clarksville two months later.

Murray State added to the OVC's string of upsets in 1988 when it knocked off 14th-ranked North Carolina State, 78-75. The Racers' M&M Boys - Jeff Martin and Don Mann - combined for 39 points in the win. MSU nearly went on to the Sweet 16 that year, losing to eventual national champion Kansas, 61-58. A bank shot by Mann that would've given the Racers a one-point lead rolled off the rim with three seconds left. In 1990 as a No. 16 seed, Murray State took No. 1 seed Michigan State into overtime before falling 75-71; that game still marks the closest a No. 16 seed has come to knocking off a No. 1 in men's tournament action. More recently, Murray State has dominated the OVC Tournament, reaching the championship game every year in the 1990's. The Racers' 15 OVC Tournament Championships are the most among all OVC schools.

After former member Middle Tennessee State won a first round game in 1989, the league had a drought as no other OVC team won a NCAA Tournament game for the next 19 years. But Morehead State, coming off a thrilling double overtime OVC Tournament victory over Austin Peay, topped Alabama State 58-43 in the Opening Round game at Flyer Arena in Dayton, Ohio. The game was played in front of an Opening Round record crowd of

11,346; that crowd included many MSU fans who made the three-hour drive from Morehead for the game. The Eagles season would come to an end three days later when they lost to No. 1 overall seed Louisville, despite playing the Cardinals close for a majority of the game.

In 2009-10, Murray State made OVC history by winning a record 31 games (31-5) on its way to the league's regular season and tournament championships. In the first round of the NCAA Tournament, the No. 13 seed Racers topped Vanderbilt in thrilling fashion when senior Danero Thomas hit a jumper as time expired to lift MSU to a 66-65 victory. It marked the first OVC team to advance to the second round of the NCAA Tournament since 1989, and snapped a skid of 71-straight losses to Southeastern Conference foes (dating back to 2000-01). In the second round the Racers pushed eventual national runner-up Butler to the brink before losing 54-52.

In 2010-11 Morehead State would make it three NCAA Tournament wins in as many years for the league and got a bit of revenge for the 2009 tournament loss to Louisville in the process. After finishing second in the regular season and winning the OVC Tournament Championship, the No. 13 seeded Eagles were shipped to Denver to play the in-state foe Cardinals. MSU jumped out to a 15-2 advantage but were down four points (61-57) with just over a minute to play in regulation. After two free throws from two-time OVC Player of the Year Kenneth Faried, the Eagles held for one final shot attempt and senior Demonte Harper pulled up off a cross-over dribble to nail a 3-pointer with 4.3 seconds left that gave Morehead State a 62-61 lead. UofL had one last attempt but Faried blocked the Cardinals last shot, giving MSU the win, its first over Louisville since the 1956-57 season.

In 2011-12 Murray State put together one of the greatest seasons in OVC history, beginning the year 23-0 (an all-time OVC best) and being ranked as high as No. 7 in the coaches poll on Feb. 6. The squad was the first OVC team to be nationally-ranked since Murray State was ranked in 1997-98; in addition the top 10 ranking was the first for an OVC team since the 1970-71 campaign (WKU). The Racers would top nationally-ranked Memphis and





## About the OVC

Saint Mary's during the season and win the league's regular season and tournament championships. MSU earned a No. 6 seed in NCAA Tournament, the highest-ever seed for an OVC team since the NCAA began seeding the field in 1979. The Racers would top Colorado State 58-41 in the second round before falling to Marquette in the third round. Murray State would win 31 games overall, tying the OVC all-time record the Racers set in 2009-10.

The OVC has now won NCAA Tournament games in four-straight seasons, something that has never happened in league history (three-game winning streaks from 1960-62 and 1987-89 had been the previous best streaks). Over that time period (2009-12) the OVC is one of just nine conferences nationally to win a NCAA Tournament game in each season and one of only three non-BCS leagues (joining the Atlantic 10 and WCC) to do so.

During the 2010-11 year Faried, the nation's leading rebounder during the season, became the NCAA's Modern Era (since 1973) career rebounding leader, totaling 1,673 rebounds which passed Tim Duncan for the record (he is 11th all-time in NCAA history). Faried also finished his career with 86 double-doubles, second all-time to only Duncan. He is one of only six players in NCAA history to finish with 2,000-plus career points (2,009) and 1,600-plus career rebounds. Faried was drafted 22nd overall by the Denver Nuggets in the 2011 NBA Draft, becoming the first OVC player selected in the first round since Tennessee State's Carlos Rogers 1994.

Through its 64 years, 12 teams have won or shared the league's regular season men's basketball title. Murray State heads the list with a Conference-record 23 outright or shared basketball crowns. Other past champions include former member Western Kentucky (19), Morehead State (9), Austin Peay (8), Eastern Kentucky (6), Tennessee Tech (5), former member Middle Tennessee (5), Tennessee State (2), former member East Tennessee State (2), Southeast Missouri State (1), UT Martin (who won its first in 2008-09) and former member Akron (1).

Among the coaching greats in men's basketball have been Western Kentucky's E.A. Diddle, who retired with 759 victories and 10

OVC titles; John Oldham, who was a member of the very first All-OVC squad and went on to win seven OVC crowns during his coaching tenure at Tennessee Tech and Western Kentucky; Paul McBayer, who guided Eastern Kentucky to 219 wins and three OVC crowns; and Cal Luther, who is the only person in Conference history to win men's basketball Coach of the Year honors at two league schools - Murray State and UT Martin. Current Austin Peay head coach Dave Loos became the winningest coach in OVC history in 2009-10, netting his 319th victory and passing Luther on the all-time list. Loos enters the 2012-13 season with 363 victories.

There have been an equal number of great players including Western Kentucky's Clem Haskins, who is the only three-time OVC Player of the Year. Several players have won OVC Player of the Year honors twice: Western Kentucky's Jim McDaniel (1969-70 and 1970-71), Murray State's Les Taylor (1971-72, 1972-73), Jeff Martin (1987-88, 1988-89), Popeye Jones (1989-90, 1990-91) and Marcus Brown (1994-95, 1995-96), Austin Peay's Otis Howard (1976-77, 1977-78), Middle Tennessee's Jerry Beck (1980-81, 1981-82), Akron's Joe Jakubick (1982-83, 1983-84), Tennessee State's Carlos Rogers (1992-93, 1993-94), UT Martin's Lester Hudson (2007-08, 2008-09) and Morehead State's Kenneth Faried (2009-10, 2010-11).

The OVC also has the honor of being the only conference to boast the nation's leaders in scoring, rebounding and assists all in one season. That feat was accomplished in 1991-92 by Morehead State's Brett Roberts (28.1 ppg), Murray State's Popeye Jones (14.4 rpg) and Tennessee Tech's Van Usher (8.8 apg).

In 2007-08, UT Martin guard Lester Hudson became the first men's Division I player to record a quadruple-double in a game, when he registered 25 points, 12 rebounds, 10 assists and 10 steals in a victory over Central Baptist College. Hudson, who ranked fourth in scoring nationally as a junior, returned for his senior season in 2008-09 and was second nationally in scoring (behind Davidson's Stephen Curry) at 27.5 points a contest. Hudson earned numerous honors (including OVC Player of the Year and OVC Male Athlete of the Year in each 2008 and 2009 and All-American status from several

outlets) before being drafted by the Boston Celtics with the No. 58 pick of the 2009 NBA Draft.

In the late 1970s, women's athletics began somewhat of a rebirth on the national scene as the NCAA began sponsoring and marketing women's sports. Recognizing the need to provide increased opportunities for female athletes, the OVC established women's championships in the sports of basketball, tennis and track in 1977, with cross country and volleyball added over the next four years. Those sports were initially governed by the Association of Intercollegiate Athletics for Women (AIAW), but the overall strength of women's programs in the league was demonstrated by the automatic bids the OVC instantly received when the NCAA became the governing body in 1982.

Women's basketball in the OVC has been dominated by Tennessee Tech, which has won or shared 17 regular-season titles and owns nine OVC Tournament crowns. In fact, the Golden Eagles have reached the championship game of the OVC Tournament 21 times in the past 31 years. Although Tennessee Tech remains the standard-bearer, five other teams have won 13 of the last 19 OVC Tournaments. UT Martin became the latest program to add its name to the list, capturing its first OVC Tournament title in 2011 and repeating as champions in 2012. Austin Peay leads the group with seven crowns including four-straight from 2000-03 and back-to-back titles in 2009 and 2010, while Tennessee State, Eastern Kentucky, Murray State and Southeast Missouri each have won titles during that span.

Several coaches have made their mark in the relatively short history of OVC women's basketball. Former Tennessee Tech coach Marynell Meadors posted an amazing 363-139 (72.3%) record at Tech, becoming the first woman in NCAA or AIAW history to win 300 games at the same institution, while former Tennessee State skipper Teresa Phillips earned National Coach of the Year honors from USA Today in 1990 for turning around the Lady Tigers' program before going on to lead TSU to the NCAA Tournament in 1994 and 1995. Tennessee Tech coach Bill Worrell capped a stellar 20-year career in 2005-06 and was inducted into the OVC Hall of Fame in 2007; he compiled a 408-190 record while leading the





## About the OVC

Golden Eagles to an unprecedented 16 OVC regular-season titles and eight NCAA Tournament appearances, including five straight from 1989-93. Larry Joe Inman, who retired at the conclusion of the 2007-08 season and was inducted into the OVC Hall of Fame in 2009, won more than 100 games at both Middle Tennessee and Eastern Kentucky, and earned OVC Coach of the Year honors a record eight times – five times at ECU and three at MTSU. Inman came out of retirement to take the Tennessee State job and will be in his first year with the TSU program in 2012-13.

Many great players have graced the hardwood over the years, including former OVC Players of the Year Brooke Armistead and Gerlonda Hardin from Austin Peay, Pam Chambers, Jerilynn Harper, Cheryl Taylor, Angela Moorehead, Roschelle Vaughn, Diane Seng, Janet Holt and Emily Christian from Tennessee Tech; Morehead State's Donna Murphy, Priscilla Blackford and Chynna Bozeman; Eastern Kentucky's Kim Mays; Southeast Missouri's Gray C. Harris; and Murray State's Ashley Hayes.

Bozeman finished her collegiate career in 2010-11 by winning her second consecutive OVC Player of the Year award. Her 2,170 points ranks her eighth all-time in OVC history, her 377 made career 3-pointers is first in OVC history and sixth in NCAA history and her 1,096 career 3-point attempts ranks first in OVC history and second in NCAA history.

Morehead State center Brittany Pittman set new school, league and NCAA standards for blocked shots in 2008-09. Pittman swatted 164 shots during the season, setting a new NCAA single-season record (which has since been broken). During the campaign, only her second with the Eagles, she also set career block records for both Morehead State and the OVC (287).

The league also had another historical moment in November 2008 when the NCAA awarded Nashville the 2014 NCAA Women's Division I Final Four. The OVC will serve as the host of the prestigious event, which is one of the biggest sporting events the city of Nashville can host. The event will be held at Bridgestone Arena in downtown Nashville.

Over its 64 years, OVC teams have garnered

national championships and bowl games in football, along with national team or individual titles in the sports of rifle, cross country, track and golf.

The OVC has also produced several Olympic athletes, including Murray State's Morgan Hicks, who was a member of the 2004 United States Olympic Rifle Team and Morehead State's Brian Shimer who competed in five Winter Olympics in bobsled (winning a bronze medal in 2002) and coached the 2010 United States bobsled team to its first gold medal since 1948. In addition, some of the greatest players in professional sports were educated at OVC institutions. The list includes former greats such as football's Phil Simms (Morehead State), basketball's Clem Haskins (Western Kentucky) and Bubba Wells (Austin Peay) and two-sport star Steve Hamilton (Morehead State) to present-day standouts like basketball player Trenton Hassell (Austin Peay), football player Tony Romo (Eastern Illinois) and baseball players George Sherrill (Austin Peay) and Jon Rauch (Morehead State). Hamilton is the only athlete to ever play in the NCAA Basketball Championship, a Major League Baseball World Series (New York Yankees) and a NBA Championship Series (Los Angeles Lakers).

The OVC's first volleyball tournament was held in 1981, the same year Eastern Kentucky began a string of six straight tournament crowns. Former ECU skipper Dr. Geri Polvino compiled a 627-439 record in 32 seasons as head coach of the Colonels, earning OVC Coach of the Year honors eight times. More recently, former Austin Peay coach Cheryl Holt and former Southeast Missouri skipper Cindy Gannon also earned their peers' recognition multiple times with four awards each.

Throughout the last 29 years, 10 different teams have won an OVC regular-season or tournament volleyball crown. Since joining the league in 1991, Southeast Missouri has dominated the scene, winning seven of its eight regular-season titles during the 1990's, including five straight from 1993-97. The Redhawks have also won five tournament crowns (1994, 1996, 1998, 1999 and 2000). Jacksonville State won back-to-back OVC Tournament Championships (2005, 2006) including going through the OVC undefeated (16-0) in 2006 and win-

ning a NCAA Tournament match in 2010, the league's first NCAA victory since 2000.

Following the 2007 season, Jacksonville State's Abbey Breit was named the OVC Offensive Player of the Year for the third-straight season, becoming the first player in OVC history to accomplish that feat. Four other individuals – Eastern Kentucky's Angela Boykins (1985-86), Morehead State's Dayle Hammontree (1988-89), Southeast Missouri's Tuba Meto (1996-97) and Morehead State's Amy Almond (2001-02) – were back-to-back winners of the award.

In 2007, Eastern Kentucky's Jacob Korir won his fourth straight Conference cross country title becoming just the third OVC student-athlete and 13th athlete nationally to accomplish that feat. Korir was a three-time All-American in cross country, earning two top-10 finishes at the NCAA Cross Country Championship. The Nairobi, Kenya, native was also named a track and field All-American twice during his career, was selected as the OVC Male Athlete of the Year in 2006-07 and received the NCAA post graduate scholarship in 2008.

In 2011 the Eastern Kentucky men's cross country earned a national ranking in the USTFCCCA poll, climbing to as high as No. 17; the ranking was the highest for an OVC team since the polls began in the early 1980s. The ECU men would win its record 20th OVC Championship and later qualify for the NCAA Championship, becoming the first OVC team to reach the national championship meet since 1980. Eastern Kentucky finished 26th overall at the event as junior Soufiane Bouchikhi finished 47th in a field of 252 runners. On the women's side Eastern Kentucky senior Lydia Kosgei became the first ECU woman to ever qualify for the NCAA Championship and went on to finish 37th at the national meet, marking the second-highest finish for a female in OVC history, and also earning All-American honors.

In 2007 the Conference had two teams in the NCAA Women's Soccer Tournament for the first time in league history, as former OVC member Samford earned an at-large selection while Southeast Missouri was the Conference's automatic bid.

In 2009 it was OVC softball that accom-





## About the OVC

plished several firsts as UT Martin (tournament champion) and Jacksonville State (at-large) were each selected for the NCAA Championship. Jacksonville State would take it a step farther by winning the Knoxville Regional (beating No. 13 national seed Tennessee along the way) to become the first OVC softball program to advance to a Super Regional. Jax State would fall to No. 4 Alabama in that Super Regional but finished the season 43-16 (19-2 OVC) and ranked 21st nationally in the ESPN.com/USA Softball poll and 24th nationally in the USA Today/NFCA poll.

The league's baseball presence has continued to evolve since its inception. The OVC baseball tournament moved to a neutral site for the first time in 2001 with Paducah, Ky. and Brooks Stadium hosting the tournament in front of raucous crowds. The success of the tournament led to Jackson, Tenn. and Pringles Park – the home of the Seattle Mariner's Class AA affiliate – hosting the event for the first time in 2010.

The OVC also has made a statement in the NCAA Baseball Championship in recent years, with its teams involved in several memorable contests in the last decade. Tennessee Tech surprised Wake Forest in the opening round of the 2001 tournament and Southeast Missouri stunned host Alabama in the opening round of the 2002 championship. Five years later, Austin Peay captured the collegiate baseball world's attention by taking Vanderbilt, the 2007 No. 1 overall seed, to extra innings. Eastern Illinois pushed host Nebraska to the limit in 2008 followed by Tennessee Tech's memorable contest against host Clemson in 2009.

After not making the OVC Tournament field in either 2009 or 2010, Austin Peay, who was picked to finish seventh in the preseason poll, won the regular season and tournament championships to garner its fourth NCAA Tournament appearance. In the first game of NCAA Regional play the Gobs knocked off host and No. 1 seed Georgia Tech 2-1.

In 2012 Austin Peay completed a "repeat squared" (back-to-back regular season and tournament championships) for the first-time in OVC history. The Gobs would go on to top Indiana State and Cal State Fullerton at the

Eugene Regional, before falling to host Oregon in the regional final. It marked the first-time since the 2000 season (Middle Tennessee) that an OVC team had won multiple NCAA Tournaments games in the same season. Overall OVC teams have won at least one game in the NCAA regional round in four of the last six years.

A first in the OVC occurred in 2008, when the league had a first round draft pick in both the NFL (Tennessee State's Dominique Rodgers-Cromartie) and Major League Baseball (Eastern Kentucky's Christian Friedrich). Drafts in the same school year. A year later (2009) the league had a Major League Baseball First Round Compensation Round pick (Eastern Illinois' Tyler Kehrner who was No. 48 overall) and NBA Second Round pick (UT Martin's Lester Hudson) in the same season.

In 2010 a record 13 OVC baseball players were selected in Major League Baseball's First-Year Player Draft.

The playing field is not the only place where OVC athletes are working hard. The league also recognizes excellence in the classroom. Six Scholar-Athlete Awards are presented yearly to male and female athletes, while others are commended for their academic success by being Medal of Honor recipients or earning a spot on the Commissioner's Honor Roll. Additionally, the league annually presents one institutional Academic Achievement Award, as well as separate team awards in each Conference-sponsored sport. Since the College Sports Information Directors of America (CoSIDA) Academic All-America program began, the Ohio Valley Conference has had 211 student-athletes honored with the award, including 32 over the last three years (2009-10, 2010-11, 2011-12).

Through the early years of the league, administrators wrestled with fan behavior due to the close proximity of the Conference members and the intense rivalries which developed. Just as it did decades ago, the OVC took the leadership role on what has become a national issue. In 1995, the OVC implemented a first-of-its-kind "Sportsmanship Statement," a policy which promotes principles of fair play, ethical conduct and respect for one's opponent. The statement has become a model for others

to follow across the nation, and has answered the challenge of the NCAA Presidents Commission to improve sportsmanship in collegiate athletics.

Additionally, the OVC annually presents the Steve Hamilton Sportsmanship Award, in honor of the former Morehead State student-athlete, coach and athletics director, to a junior or senior student-athlete with significant athletic contributions who best exemplifies the characteristics of sportsmanship and citizenship. Most recently, the Conference has also implemented the OVC Institutional and Team Sportsmanship Awards, which are presented to one institution and 18 sport-specific teams voted by their peers to have best exhibited the standards of sportsmanship and ethical conduct as outlined by the OVC and NCAA.

The vision of leadership demonstrated by the Founding Fathers in 1948 remains alive today as the Ohio Valley Conference prepares for the future. One example is in regard to the current trend in collegiate athletics administration for increased involvement of university presidents in setting policies and making rules. The presidents of OVC institutions, however, have always governed the Conference, long before presidential governance became a national theme.

The Ohio Valley Conference sponsors the following sports: baseball, basketball, cross country, football, golf, tennis and track for men, and basketball, cross country, golf, soccer, softball, tennis, track and volleyball for women. In addition, the OVC also sponsors the combined men's and women's sport of rifle.

Now in its seventh decade of competition, the Ohio Valley Conference has grown significantly from its humble beginnings while increasing the number of athletics opportunities it provides for students. Current league representatives include charter members Eastern Kentucky University, Morehead State University and Murray State University, along with Austin Peay State University, Belmont University, Eastern Illinois University, Jacksonville State University, Southeast Missouri State University, Southern Illinois University Edwardsville, Tennessee State University, Tennessee Technological University and the University of Tennessee at Martin.

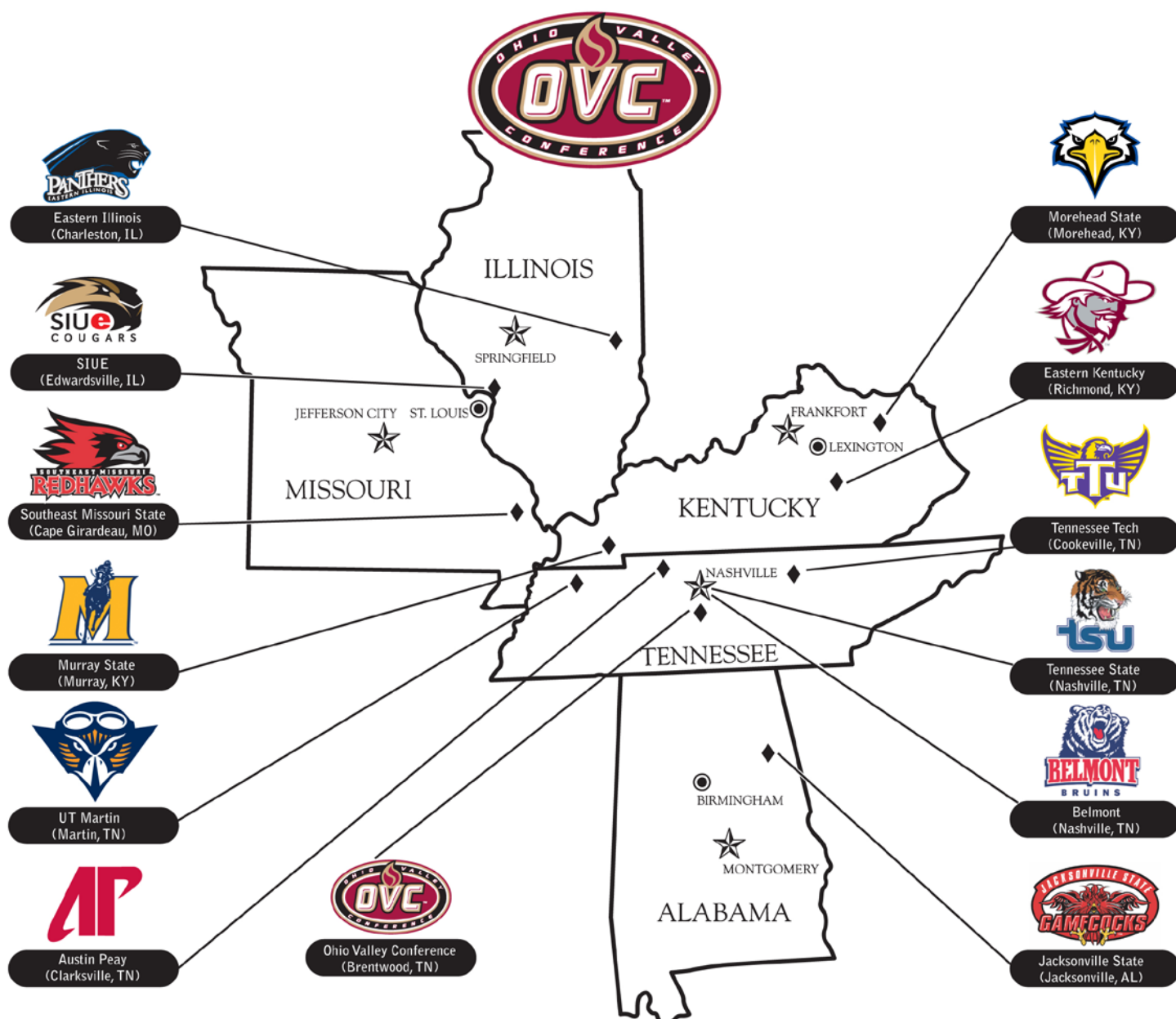




## OVC Map

### Ohio Valley Conference

215 Centerview Drive, Suite 115  
Brentwood, TN 37027  
Phone: (615) 371-1698 | Fax: (615) 371-1788  
OVCSports.com







## 2011-12 OVC Team Stats

2011 Standings	OVC	Pct.	PF	PA	Overall	Pct.	PF	PA	Home	Away	Neutral
UT Martin #*	15-1	.938	88.4	67.6	23-9	.719	80.1	69.0	12-1	9-7	2-1
Eastern Illinois	13-3	.813	72.2	60.2	22-9	.710	71.7	61.4	12-1	10-7	0-1
SIUE %	12-4	.750	65.9	59.4	18-12	.600	63.9	62.8	8-6	9-5	1-1
Tennessee Tech	11-5	.688	67.1	61.1	17-17	.500	65.5	64.9	8-6	7-10	2-1
Murray State	8-8	.500	68.0	73.7	13-18	.419	69.2	73.5	8-4	4-12	1-2
Eastern Kentucky	7-9	.438	63.8	66.6	13-16	.448	64.4	64.8	6-6	5-7	2-3
Morehead State	7-9	.438	67.6	69.4	10-19	.345	65.1	71.1	7-7	3-10	0-2
Tennessee State	5-11	.313	71.8	77.1	9-20	.310	68.0	75.4	6-7	2-11	1-2
Austin Peay	5-11	.313	70.8	75.8	9-22	.290	66.6	73.5	4-9	4-11	1-2
Southeast Missouri	4-12	.250	55.4	64.4	7-22	.241	52.5	64.2	5-7	1-13	1-2
Jacksonville State	1-15	.063	56.8	72.6	4-25	.138	56.9	73.5	3-9	1-14	0-2

# - OVC Regular-Season Champion

\* - OVC Tournament Champion

% - Ineligible for the OVC Tournament (reclassifying)

SCORING OFFENSE	G	Pts	Avg/G
1. UT Martin	32	2563	80.1
2. Eastern Illinois	31	2224	71.7
3. Murray State	31	2144	69.2
4. Tennessee State	29	1973	68.0
5. Austin Peay	31	2064	66.6
6. Tennessee Tech	34	2228	65.5
7. Morehead State	29	1889	65.1
8. Eastern Kentucky	29	1869	64.4
9. SIUE	30	1917	63.9
10. Jacksonville State	29	1651	56.9
11. <b>Southeast Missouri</b>	29	1523	52.5

SCORING DEFENSE	G	Pts	Avg/G
1. Eastern Illinois	31	1903	61.4
2. SIUE	30	1884	62.8
3. <b>Southeast Missouri</b>	29	1861	64.2
4. Eastern Kentucky	29	1880	64.8
5. Tennessee Tech	34	2206	64.9
6. UT Martin	32	2209	69.0
7. Morehead State	29	2062	71.1
8. Jacksonville State	29	2131	73.5
9. Murray State	31	2279	73.5
Austin Peay	31	2279	73.5
11. Tennessee State	29	2186	75.4

SCORING MARGIN	G	Off.	Def.	+/-
1. UT Martin	32	80.1	69.0	+11.1
2. Eastern Illinois	31	71.7	61.4	+10.4
3. SIUE	30	63.9	62.8	+1.1
4. Tennessee Tech	34	65.5	64.9	+0.6
5. Eastern Kentucky	29	64.4	64.8	-0.4
6. Murray State	31	69.2	73.5	-4.4
7. Morehead State	29	65.1	71.1	-6.0
8. Austin Peay	31	66.6	73.5	-6.9
9. Tennessee State	29	68.0	75.4	-7.3
10. <b>Southeast Missouri</b>	29	52.5	64.2	-11.7
11. Jacksonville State	29	56.9	73.5	-16.6

FREE THROW%	G	FTM	FTA	Pct
1. UT Martin	32	408	533	.765
2. Eastern Kentucky	29	416	563	.739
3. Eastern Illinois	31	518	715	.724
4. Austin Peay	31	378	527	.717
5. Tennessee Tech	34	465	653	.712
6. SIUE	30	368	532	.692
7. <b>Southeast Missouri</b>	29	356	524	.679
8. Murray State	31	391	578	.676
9. Morehead State	29	355	543	.654
10. Tennessee State	29	366	563	.650
11. Jacksonville State	29	286	441	.649

FIELD GOAL%	G	FGM	FGA	Pct
1. UT Martin	32	870	2005	.434
2. Eastern Illinois	31	783	1840	.426
3. Tennessee Tech	34	810	1992	.407
4. Austin Peay	31	722	1794	.402
5. SIUE	30	692	1762	.393
6. Eastern Kentucky	29	656	1688	.389
7. Jacksonville State	29	640	1708	.375
8. Tennessee State	29	722	1973	.366
9. Murray State	31	728	2035	.358
10. Morehead State	29	619	1750	.354
11. <b>Southeast Missouri</b>	29	534	1564	.341

FIELD GOAL% DEF.	G	FGM	FGA	Pct
1. Eastern Kentucky	29	656	1774	.370
2. Eastern Illinois	31	690	1843	.374
3. Tennessee Tech	34	757	1916	.395
4. <b>Southeast Missouri</b>	29	665	1676	.397
5. SIUE	30	688	1700	.405
6. Tennessee State	29	754	1819	.415
7. Murray State	31	792	1883	.421
8. UT Martin	32	820	1933	.424
9. Jacksonville State	29	780	1807	.432
10. Austin Peay	31	780	1806	.432
11. Morehead State	29	728	1606	.453

3-POINT FG%	G	3FGM	3FGA	Pct
1. UT Martin	32	313	823	.380
2. Eastern Illinois	31	140	449	.312
3. Austin Peay	31	158	507	.312
4. SIUE	30	165	537	.307
5. Eastern Kentucky	29	141	470	.300
6. Morehead State	29	213	741	.287
7. Tennessee Tech	34	143	500	.286
8. Murray State	31	220	794	.277
9. Tennessee State	29	163	592	.275
10. Jacksonville State	29	85	363	.234
11. <b>Southeast Missouri</b>	29	99	434	.228

3-POINT FG% DEF.	G	3FGM	3FGA	Pct
1. Eastern Kentucky	29	132	475	.278
2. Eastern Illinois	31	182	620	.294
3. Morehead State	29	97	315	.308
4. <b>Southeast Missouri</b>	29	154	498	.309
5. Tennessee Tech	34	156	502	.311
6. Tennessee State	29	160	509	.314
7. UT Martin	32	186	586	.317
8. Murray State	31	164	511	.321
9. SIUE	30	165	503	.328
10. Austin Peay	31	197	600	.328
11. Jacksonville State	29	204	596	.342

REBOUNDING OFF.	G	Reb.	Avg/G
1. Tennessee State	29	1264	43.6
2. Eastern Illinois	31	1316	42.5
3. Jacksonville State	29	1169	40.3
4. Eastern Kentucky	29	1154	39.8
5. Murray State	31	1214	39.2
6. Tennessee Tech	34	1290	37.9
7. <b>Southeast Missouri</b>	29	1086	37.4
8. SIUE	30	1119	37.3
9. UT Martin	32	1181	36.9
10. Morehead State	29	1026	35.4
11. Austin Peay	31	1061	34.2





## 2011-12 OVC Team Stats

REBOUNDING DEF.	G	Reb.	Avg/G
1. Eastern Illinois	31	1088	35.1
2. Tennessee Tech	34	1288	37.9
3. SIUE	30	1138	37.9
4. UT Martin	32	1230	38.4
5. Jacksonville State	29	1123	38.7
6. <b>Southeast Missouri</b>	29	<b>1141</b>	<b>39.3</b>
7. Eastern Kentucky	29	1165	40.2
8. Austin Peay	31	1247	40.2
9. Morehead State	29	1184	40.8
10. Tennessee State	29	1291	44.5
11. Murray State	31	1385	44.7

STEALS	G	No.	Avg/G
1. SIUE	30	284	9.5
2. Murray State	31	287	9.3
3. Morehead State	29	267	9.2
4. Austin Peay	31	273	8.8
5. Eastern Illinois	31	262	8.5
6. Tennessee State	29	234	8.1
7. UT Martin	32	252	7.9
8. Tennessee Tech	34	246	7.2
9. Jacksonville State	29	207	7.1
10. Eastern Kentucky	29	190	6.6
11. <b>Southeast Missouri</b>	29	<b>171</b>	<b>5.9</b>

DEF. REBOUNDS	G	No.	Avg/G
1. Eastern Illinois	31	887	28.6
2. Eastern Kentucky	29	822	28.3
3. Tennessee State	29	776	26.8
4. UT Martin	32	818	25.6
5. <b>Southeast Missouri</b>	29	<b>738</b>	<b>25.4</b>
6. Tennessee Tech	34	856	25.2
7. Murray State	31	776	25.0
8. Jacksonville State	29	715	24.7
9. SIUE	30	724	24.1
10. Austin Peay	31	732	23.6
11. Morehead State	29	604	20.8

REBOUNDING MARGIN	G	Tm.	Opp.	+/-
1. Eastern Illinois	31	42.5	35.1	+7.4
2. Jacksonville State	29	40.3	38.7	+1.6
3. Tennessee Tech	34	37.9	37.9	+0.1
4. Eastern Kentucky	29	39.8	40.2	-0.4
5. SIUE	30	37.3	37.9	-0.6
6. Tennessee State	29	43.6	44.5	-0.9
7. UT Martin	32	36.9	38.4	-1.5
8. <b>Southeast Missouri</b>	29	<b>37.4</b>	<b>39.3</b>	<b>-1.9</b>
9. Morehead State	29	35.4	40.8	-5.4
10. Murray State	31	39.2	44.7	-5.5
11. Austin Peay	31	34.2	40.2	-6.0

TURNOVER MARGIN	G	Tm.	Opp.	+/-
1. UT Martin	32	12.0	15.7	+3.69
2. SIUE	30	16.1	19.0	+2.93
3. Morehead State	29	16.4	19.4	+2.93
4. Murray State	31	15.0	17.6	+2.65
5. Eastern Illinois	31	15.8	17.1	+1.29
6. Austin Peay	31	16.3	16.6	+0.32
7. Tennessee State	29	17.8	17.9	+0.10
8. Tennessee Tech	34	16.6	16.3	-0.26
9. Eastern Kentucky	29	17.8	15.1	-2.69
10. <b>Southeast Missouri</b>	29	<b>18.1</b>	<b>14.3</b>	<b>-3.79</b>
11. Jacksonville State	29	22.8	16.0	-6.79

DEF. REB%	G	D-Reb	O-Reb	D-Reb%
1. Eastern Illinois	31	887	339	.723
2. Eastern Kentucky	29	822	378	.685
3. UT Martin	32	818	387	.679
4. <b>Southeast Missouri</b>	29	<b>738</b>	<b>363</b>	<b>.670</b>
5. Tennessee Tech	34	856	430	.666
6. SIUE	30	724	375	.659
7. Tennessee State	29	776	415	.652
8. Murray State	31	776	436	.640
9. Austin Peay	31	732	416	.638
10. Jacksonville State	29	715	414	.633
11. Morehead State	29	604	384	.611

BLOCKED SHOTS	G	No.	Avg/G
1. Eastern Kentucky	29	104	3.6
2. Jacksonville State	29	99	3.4
3. Eastern Illinois	31	105	3.4
4. Tennessee Tech	34	113	3.3
5. Tennessee State	29	95	3.3
6. Morehead State	29	86	3.0
7. UT Martin	32	94	2.9
8. Murray State	31	81	2.6
9. <b>Southeast Missouri</b>	29	<b>65</b>	<b>2.2</b>
10. Austin Peay	31	63	2.0
11. SIUE	30	43	1.4

ASSIST/TURNOVER	G	Ast.	TO	Ratio
1. UT Martin	32	544	385	1.4
2. Eastern Illinois	31	439	489	0.9
3. SIUE	30	431	482	0.9
4. Murray State	31	348	464	0.8
5. Tennessee State	29	375	517	0.7
6. Tennessee Tech	34	406	564	0.7
7. Morehead State	29	341	477	0.7
8. Austin Peay	31	357	506	0.7
9. Eastern Kentucky	29	349	517	0.7
10. <b>Southeast Missouri</b>	29	<b>313</b>	<b>525</b>	<b>0.6</b>
11. Jacksonville State	29	329	660	0.5

OFF. REB%	G	O-Reb	D-Reb	O-Reb%
1. Jacksonville State	29	454	709	.390
2. Eastern Illinois	31	429	749	.364
3. Tennessee State	29	488	876	.358
4. Morehead State	29	422	800	.345
5. SIUE	30	395	763	.341
6. Tennessee Tech	34	434	858	.336
7. Murray State	31	438	949	.316
8. <b>Southeast Missouri</b>	29	<b>348</b>	<b>778</b>	<b>.309</b>
9. UT Martin	32	363	843	.301
10. Eastern Kentucky	29	332	787	.297
11. Austin Peay	31	329	831	.284

ASSISTS	G	No.	Avg/G
1. UT Martin	32	544	17.0
2. SIUE	30	431	14.4
3. Eastern Illinois	31	439	14.2
4. Tennessee State	29	375	12.9
5. Eastern Kentucky	29	349	12.0
6. Tennessee Tech	34	406	11.9
7. Morehead State	29	341	11.8
8. Austin Peay	31	357	11.5
9. Jacksonville State	29	329	11.3
10. Murray State	31	348	11.2
11. <b>Southeast Missouri</b>	29	<b>313</b>	<b>10.8</b>

OFF. REBOUNDS	G	No.	Avg/G
1. Tennessee State	29	488	16.8
2. Jacksonville State	29	454	15.7
3. Morehead State	29	422	14.6
4. Murray State	31	438	14.1
5. Eastern Illinois	31	429	13.8
6. SIUE	30	395	13.2
7. Tennessee Tech	34	434	12.8
8. <b>Southeast Missouri</b>	29	<b>348</b>	<b>12.0</b>
9. Eastern Kentucky	29	332	11.4
10. UT Martin	32	363	11.3
11. Austin Peay	31	329	10.6

3-POINT FG MADE	G	No.	Avg/G
1. UT Martin	32	313	9.8
2. Morehead State	29	213	7.3
3. Murray State	31	220	7.1
4. Tennessee State	29	163	5.6
5. SIUE	30	165	5.5
6. Austin Peay	31	158	5.1
7. Eastern Kentucky	29	141	4.9
8. Eastern Illinois	31	140	4.5
9. Tennessee Tech	34	143	4.2
10. <b>Southeast Missouri</b>	29	<b>99</b>	<b>3.4</b>
11. Jacksonville State	29	85	2.9





## 2011-12 OVC Individual Stats

### SCORING

	GP	Pts.	Avg/G
1. BUTLER, Heather-UTM	32	760	23.8
2. NEWSOME, Jasmine-UTM	32	626	19.6
3. HANLEY, Whitney-APSU	31	595	19.2
4. HAYES, Tacarra-TTU	34	578	17.0
5. BURGESS, Erica-MUR	31	520	16.8
6. NIXON, Ta'Kenya-EIU	31	506	16.3
7. LUMPKIN, Courtney-MOR	29	472	16.3
8. DIXON, Linda-MOR	29	455	15.7
9. SHULER, Jasmin-TSU	29	440	15.2
10. ROBINSON, Mariah-MUR	31	433	14.0
11. CARPENTER, Marie-EKU	28	374	13.4
12. KING, Mariah-EIU	31	389	12.5
13. BERRY, Raven-SIUE	30	350	11.7
14. MORROW, Briana-JSU	28	319	11.4
15. BARBER, Jade-EKU	29	325	11.2
16. MITCHELL, Sydney-EIU	30	330	11.0
17. LOWE, Kayla-MUR	31	336	10.8
18. LANE, Destiny-JSU	29	312	10.8
19. VAUGHN, Danielle-JSU	29	304	10.5
20. HAISLIP, Jaclyssa-UTM	32	329	10.3

### REBOUNDING

	GP	Reb.	Avg/G
1. HARRIS, Ashar-MOR	29	361	12.4
2. BERRY, Raven-SIUE	30	295	9.8
3. VAUGHN, Danielle-JSU	29	267	9.2
4. JONES, Alex-EKU	29	246	8.5
5. HERROD, Michaela-SIUE	30	238	7.9
6. BARBER, Jade-EKU	29	225	7.8
7. MORROW, Briana-JSU	28	209	7.5
8. KING, Mariah-EIU	31	217	7.0
9. <b>HARRIEL, Brittany-SEMO</b>	29	201	6.9
10. PRESSLEY, Chantelle-EIU	31	208	6.7

### FIELD GOAL PCT

	GP	FG	FGA	Pct
1. NIXON, Ta'Kenya-EIU	31	182	347	.524
2. KING, Mariah-EIU	31	158	346	.457
3. MORROW, Briana-JSU	28	141	311	.453
4. HANLEY, Whitney-APSU	31	218	496	.440
5. NEWSOME, Jasmine-UTM	32	207	472	.439
6. HAYES, Tacarra-TTU	34	200	465	.430
7. BUTLER, Heather-UTM	32	266	625	.426
8. BURGESS, Erica-MUR	31	193	493	.391
9. DIXON, Linda-MOR	29	154	433	.356
10. LUMPKIN, Courtney-MOR	29	156	475	.328

### ASSISTS

	GP	No.	Avg/G
1. NEWSOME, Jasmine-UTM	32	193	6.0
2. NIXON, Ta'Kenya-EIU	31	140	4.5
3. HAYES, Tacarra-TTU	34	142	4.2
4. KENNER, Courtney-SIUE	30	119	4.0
5. BURGESS, Erica-MUR	31	122	3.9
6. HALL, Taylor-UTM	32	125	3.9
7. <b>BECK, Bianca-SEMO</b>	29	102	3.5
8. GRAY, Raechele-EKU	29	97	3.3
9. BUTLER, Heather-UTM	32	107	3.3
10. ALLEN, Rachel-TSU	29	96	3.3

### FREE THROW PCT

	GP	FT	FTA	Pct
1. HANLEY, Whitney-APSU	31	104	118	.881
2. HEMPEN, Katie-SIUE	30	74	86	.860
3. NIXON, Ta'Kenya-EIU	31	134	160	.838
4. NEWSOME, Jasmine-UTM	32	152	183	.831
5. GRAY, Raechele-EKU	29	62	75	.827
6. CARPENTER, Marie-EKU	28	86	105	.819
7. BUTLER, Heather-UTM	32	129	159	.811
8. CRUNK, Jordyne-EIU	31	95	120	.792
9. JONES, Alex-EKU	29	104	132	.788
10. ROBINSON, Mariah-MUR	31	81	103	.786

### STEALS

	GP	No.	Avg/G
1. NIXON, Ta'Kenya-EIU	31	83	2.7
2. NEWSOME, Jasmine-UTM	32	67	2.1
3. DIXON, Linda-MOR	29	58	2.0
4. ROBINSON, Mariah-MUR	31	61	2.0
5. BURGESS, Erica-MUR	31	57	1.8
6. ELKINS, Tessa-MUR	30	55	1.8
7. KENNER, Courtney-SIUE	30	55	1.8
8. MARTINEZ, Leslie-APSU	31	54	1.7
9. HAISLIP, Jaclyssa-UTM	32	51	1.6
10. OLSZEWSKI, Nicole-APSU	31	47	1.5

### 3-POINT FG PCT

	GP	3FG	3FGA	Pct
1. BUTLER, Heather-UTM	32	99	234	.423
2. CARPENTER, Marie-EKU	28	38	91	.418
3. HAISLIP, Jaclyssa-UTM	32	67	170	.394
4. HALL, Taylor-UTM	32	72	187	.385
5. WYSS, Kelsey-EIU	31	42	111	.378
6. HILL, Jazmin-SIUE	30	72	196	.367
7. GLIDDEN, Rachel-TTU	28	34	95	.358
8. NEWSOME, Jasmine-UTM	32	60	172	.349
9. LOWE, Kayla-MUR	31	70	202	.347
10. HANLEY, Whitney-APSU	31	55	163	.337

### 3-POINT FG MADE

	GP	3FG	Avg/G
1. BUTLER, Heather-UTM	32	99	3.1
2. DIXON, Linda-MOR	29	83	2.9
3. ROBINSON, Mariah-MUR	31	78	2.5
4. SHULER, Jasmin-TSU	29	72	2.5
5. HILL, Jazmin-SIUE	30	72	2.4
6. LOWE, Kayla-MUR	31	70	2.3
7. HALL, Taylor-UTM	32	72	2.3
8. HAISLIP, Jaclyssa-UTM	32	67	2.1
9. NEWSOME, Jasmine-UTM	32	60	1.9
10. HANLEY, Whitney-APSU	31	55	1.8

### BLOCKED SHOTS

	GP	No.	Avg/G
1. DIXON, Linda-MOR	29	39	1.3
2. DARLING, Brittany-TTU	32	42	1.3
3. BARBER, Jade-EKU	29	37	1.3
4. GASTON, Destiney-TSU	28	33	1.2
5. BRYANT, Rickiesha-UTM	29	34	1.2
6. PRESSLEY, Chantelle-EIU	31	34	1.1
7. VAUGHN, Danielle-JSU	29	30	1.0
8. OROSOVA, Sabina-EIU	31	25	0.8
9. ARLEDGE, Mackenzie-MOR	29	23	0.8
10. <b>SHIFFER, Courtney-SEMO</b>	29	21	0.7

### ASSIST/TURNOVER

	GP	Ast.	TO	Ratio
1. HALL, Taylor-UTM	32	125	67	1.9
2. NEWSOME, Jasmine-UTM	32	193	104	1.9
3. KENNER, Courtney-SIUE	30	119	65	1.8
4. BUTLER, Heather-UTM	32	107	64	1.7
5. ALLEN, Rachel-TSU	29	96	61	1.6
6. NIXON, Ta'Kenya-EIU	31	140	101	1.4
7. GRAY, Raechele-EKU	29	97	72	1.3
8. <b>BECK, Bianca-SEMO</b>	29	102	77	1.3
9. HAYES, Tacarra-TTU	34	142	127	1.1
10. BURGESS, Erica-MUR	31	122	128	1.0

### MINUTES PLAYED

	GP	Min.	Avg/G
1. BUTLER, Heather-UTM	32	1209	37.8
2. NEWSOME, Jasmine-UTM	32	1168	36.5
3. HANLEY, Whitney-APSU	31	1090	35.2
4. DIXON, Linda-MOR	29	999	34.4
5. LANE, Destiny-JSU	29	974	33.6
6. HARRIS, Ashar-MOR	29	969	33.4
7. <b>BECK, Bianca-SEMO</b>	29	968	33.4
8. HAYES, Tacarra-TTU	34	1133	33.3
9. KENNER, Courtney-SIUE	30	983	32.8
10. LUMPKIN, Courtney-MOR	29	950	32.8





**THIS IS SOUTHEAST**







# SOUTHEAST MISSOURI STATE UNIVERSITY REDHAWKS ATHLETICS

*The college experience of a lifetime. The job of your dreams.  
A life that is amazing.*

That is what most students and parents want from a college education. At Southeast, we want the same for you. We want you to learn your profession, gain the experience or internship you need, and get that first paycheck!

The growing—and changing—student body has had an impact on everything and everyone. The physical changes of the campus are the most visible. Two new residence halls. The River Campus. The polytechnic building. An information commons in the library. And so on.

Students and faculty are experiencing change of a different kind. Classroom activity has reached a new level of productivity, as students are brighter and more prepared than ever. Enrollment is at an all-time high. The impact on the honors program has been dramatic with more students than ever choosing to participate in and complete the honors curriculum. The number participating tripled in five years!

All of this means that Southeast has become Missouri's most academically competitive regional university.

**2009**—InsideCollege.com experts single out our honors program as an effective way to make a large school seem smaller with a more personal approach to learning.

**2010**—Computer science receives prestigious national accreditation.

**Safest  
Campus  
in Missouri**

StateUniversity.com



**2010**—Consumer watchdog group GetEducated.com ranks Southeast #1 on its list of "Top 10 Ranked Best Values Online MBAs—AACSB Accredited."

**2010**—Southeast is named the safest campus in Missouri and among the safest in the nation by StateUniversity.com.





# SOUTHEAST MISSOURI STATE UNIVERSITY REDHAWKS ATHLETICS

## *We have...*

- ▶ Small classes with 98 percent of courses having fewer than 50 students
- ▶ Faculty with PhDs—not teaching assistants—who teach most classes
- ▶ More than 200 areas of study
- ▶ Wired (and wireless) classrooms and best-of-class technology
- ▶ Internships and real-world learning offered in 100 percent of programs
- ▶ Study abroad opportunities that take you almost anywhere

## *We are...*

- ▶ NCAA Division I Athletics
- ▶ Listed among the Midwest's top universities
- ▶ One of the safest college campuses in the nation
- ▶ Conveniently located 115 miles south of St. Louis
- ▶ A medium-sized university with more than 11,000 students
- ▶ Comprised of ten colleges and schools

## *We provide...*

- ▶ Choices in the University Studies (general education) classes
- ▶ Some of the newest residence halls in Missouri
- ▶ 150 organizations that keep you busy after class
- ▶ Each student with two advisors—academic and career
- ▶ Fraternities and sororities that are productive and fun
- ▶ One of a kind student aquatic center in one of our two recreation centers

2011—U.S. News & World Report names Southeast a "Best Midwest Regional University."



2011—For seven consecutive years, Princeton Review includes Harrison College of Business on its list of "Best Business Schools."



2011—Princeton Review again names Southeast as one of the "Best in the Midwest," representing only about 25 percent of the nation's four-year colleges.



2012—U.S. News & World Report lists both nursing and communication disorders on its list of top graduate programs in health.





# SOUTHEAST MISSOURI STATE UNIVERSITY REDHAWKS ATHLETICS

## Donald L. Harrison College of Business

Our increasingly popular business programs have made us one of the major colleges of business in the Midwest. The Donald L. Harrison College of Business is accredited by AACSB International—the gold standard of business school accreditation—an honor held by only 5 percent of institutions offering business degrees worldwide.

- ▶ Employers and students value our techno-savvy environment. In a recent survey of 98 nationally known business programs, Southeast ranked in the top 7 percent in learning to use and manage technology.
- ▶ Our entrepreneurial studies program is Missouri's most comprehensive, offering options for both BSBA and MBA degrees. The Douglas C. Greene Center for Innovation and Entrepreneurship is one of the most comprehensive entrepreneurship-focused university centers in the Midwest.
- ▶ Southeast students have access to more than 30 international exchange and study abroad opportunities in London, Paris, Spain, Portugal and North Africa.
- ▶ One hundred percent of our students have the opportunity to participate in internship programs with companies nationwide.
- ▶ Doctoral level professors make learning interactive with classrooms that have Internet, cable TV, direct satellite feed and electronic presentation capability.
- ▶ St. Louis employers rate the "St. Louis Interview Days" as the best recruiting event in which they participate in the Midwest.
- ▶ Our accounting curriculum prepares students for the Certified Public Accountant (CPA) and Certified Internal Auditor (CIA) designations. Students may go to work directly into an accounting field or go on to complete the 150 hours required by Missouri, and other states, to sit for the CPA examination. Our first-time pass rates on the CPA exam continue to be well above the national average.
- ▶ Business programs are housed in Dempster Hall, a wireless Internet environment featuring an electronic presentation lab and more than 400 networked computers with the latest software.



## College of Education

If you are considering teaching as a profession, you are looking at the right university. For more than a century, Southeast has been preparing and sustaining some of the nation's brightest and best teachers. Moreover, we have a record of accomplishment to prove it.

- ▶ Most importantly, our education program is fully accredited by the National Council of Teacher Education (NCATE), which sets the highest standards for teacher education programs nationwide.
- ▶ The Missouri Department of Elementary and Secondary Education approved 28 initial teacher preparation programs and all 12 graduate programs.
- ▶ Because you begin assisting and observing in area classrooms starting in your first year, you accumulate more teaching practice and knowledge than graduates from other universities.
- ▶ The College of Education maintained national recognition through a rigorous review process from 11 specialized professional associations.
- ▶ Our counseling program is now one of only three in Missouri to be accredited by the Council for the Accreditation of Counseling and Related Educational Programs.





# SOUTHEAST MISSOURI STATE UNIVERSITY REDHAWKS ATHLETICS

## College of Health and Human Services

Although there are diverse academic offerings in the College of Health and Human Services, all programs potentially lead to a career that significantly and positively impacts the lives of individuals and families.

- ▶ All nursing programs (nurse and nurse practitioner) are accredited by the Commission on Collegiate Nursing Education.
- ▶ The recreation program is accredited by the Council on Accreditation for Recreation, Park Resources and Leisure Services.
- ▶ The Communications Disorders program allows students to receive clinical experience with children and adults who have speech, language or hearing disorders.
- ▶ Aerospace Studies offers a path to leadership for those intending to pursue officer positions in the United States Air Force. During a summer field training course for the Professional Officer Corps, students experience survival training, aircraft and air crew orientation, physical training and the inner operations of an Air Force base.
- ▶ Our nationally accredited social work program requires students to complete 480 hours of field education under the supervision of experienced social workers.
- ▶ Southeast has a strong connection with the Law Enforcement Academy and has more than 30 years of partnerships in all branches of criminal justice at the federal, state and local levels. Our students intern with the U.S. Marshals Service; the ATF; the U.S. Secret Service; Federal Probation; Missouri Division of Probation and Parole; Missouri Youth Services and other law enforcement agencies.
- ▶ The dietetics program is accredited by the American Dietetic Association Commission. Our graduates have a success rate of nearly 100 percent on the national exam to become a registered dietitian.



## College of Liberal Arts

An education in the liberal arts gives you broad-based training for careers in business, the arts, media, education and the legal profession.

- ▶ Southeast's mass communication program is accredited by the Accrediting Council on Education in Journalism and Mass Communications (ACEJMC). Only one other institution in Missouri has this elite accreditation. Our public relations program is one of only 28 institutions—none in Missouri—that holds certification by the Public Relations Society of America (PRSA). Only 12 other institutions in the world have recognition from both ACEJMC and PRSA for their mass communication program.
- ▶ Students can work at two campus radio stations (NPR affiliate KRCU 90.9 FM and KDMC 103.7), the *Arrow* student newspaper and "U2" cable television station.
- ▶ Our certified historic preservation program is one of a few U.S. programs that offer a four-year degree and is among a small number to have full membership in the National Council for Preservation of Education.
- ▶ During the last five years, Southeast's pre-law students have exceeded the national LSAT average score, and their placement rate in law school approaches 100 percent.
- ▶ Students majoring in philosophy have a 100 percent acceptance rate to graduate and law school.
- ▶ Our students make politics come alive by working on political campaigns and by serving as interns. Each year approximately 30 students from a variety of majors around the University travel to Washington, D.C. to conference with some of the nation's top scholars at the Center for Strategic and International Studies.







# SOUTHEAST MISSOURI STATE UNIVERSITY REDHAWKS ATHLETICS

College of

## Science, Technology and Agriculture

The foundation of success in Southeast's College of Science, Technology and Agriculture is a faculty of teacher-scholars supported by well equipped laboratories and the latest technology, which offer our students personalized study and research opportunities during their undergraduate studies.

- ▶ Our popular computer science bachelor's program is nationally accredited by the Computing Accreditation Commission of the Accreditation Board of Engineering Technology.
- ▶ Our popular marine biology program is one of the only inland programs in the U. S., creating an opportunity for students to combine a traditional college experience with the study of marine life because of our collaboration with the Gulf Coast Research Laboratory in Ocean Springs, Miss.
- ▶ Southeast's pre-med curriculum prepares students for the MCAT (Medical College Admission Test). Our students are accepted to medical school at a rate that is well above the national average.
- ▶ Our chemistry graduates consistently score at or above the 70th percentile on the Major Field Achievement Test in Chemistry.
- ▶ Our engineering physics program is nationally accredited by the Accrediting Board of Engineering and Technology (ABET), the sole accrediting body of engineering programs, which means that graduates of the program are eligible to become registered professional engineers.
- ▶ All of the bachelor of science programs in the Department of Industrial and Engineering Technology are nationally accredited.
- ▶ In addition to a 252-acre David M. Barton Agriculture Research Center, Agriculture students study at a 110-acre rice research station, a new irrigated turf plot facility, and a modern soil fertility laboratory.
- ▶ The School of Polytechnic Studies operates the 11,000-square-foot, climate-controlled Charles L. Hutson Horticulture Greenhouse.
- ▶ Our new cybersecurity program is the only one of its kind in Missouri. The U.S. Department of Labor estimates there will be 135,000 new jobs in this field by 2018—a 21 percent increase in Missouri alone.
- ▶ The innovative sustainable energy systems management major responds to world needs to address global warming, air pollution and ecosystem destruction.
- ▶ Southeast's pre-veterinary medicine program prepares students for admission to the College of Veterinary Medicine at the University of Missouri-Columbia.
- ▶ Mathematics faculty are actively involved in research and design projects of interest to students.



Graduates in  
science and mathematics  
enjoy a nearly  
**100%**  
placement rate.





# SOUTHEAST MISSOURI STATE UNIVERSITY REDHAWKS ATHLETICS

Earl and Margie Holland School of

## Visual and Performing Arts

Classic beauty and modern technology converge at Southeast's River Campus—Missouri's only campus dedicated exclusively to art, dance, music and theatre. Overlooking the Mississippi River, a Cultural Arts Center and transformed Seminary Building are now home to the Earl and Margie Holland School of Visual and Performing Arts. With the coming of this magnificent facility, the number of new students planning to major in the visual and performing arts doubled in one year.

- ▶ Art students have five interconnected art studios for painting, drawing, printmaking, fibers and design plus two computerized looms, as well as two presses in the printmaking studio and a computer design lab with the latest hardware and software available.
- ▶ Students find internships and professional experience at the Berkshire Theatre Festival, the Lucille Lortel Theatre in New York, the McLeod Summer Theatre or the University of Connecticut Summer Theatre and more.
- ▶ In 2008, the Golden Eagles Marching Band performed at the Edinburgh Military Tattoo in Scotland becoming only the second American university marching band to perform there twice.
- ▶ In addition to performances throughout the season, featuring world famous guest artists, the Southeast Missouri Symphony Orchestra exchanged music as well as culture in China when they performed concerts in Shanghai and Beijing in 2009.
- ▶ The River Campus gives students the opportunity to show their work in a variety of first-class venues: the 950-seat Donald C. Bedell Performance Hall is a proscenium theatre with spacious stage and backstage areas. The 200-seat Wendy Kurka Rust Flexible Theatre can be configured in unlimited ways for "black box" productions. The 200-seat Robert F. and Gertrude L. Shuck Music Recital Hall features nearly perfect acoustics. a student/faculty art gallery features technology that allows for the display of 3-D animation, as well as painting, prints, ceramics and sculpture. The Rosemary Berkel and Harry L. Crisp II Museum has an interactive educational theatre, art gallery for changing exhibitions and a permanent display featuring southeast Missouri.



## Living on Campus

Southeast offers students 11 residence halls from which to choose. Each room has Internet access and cable TV. Nine dining areas are available with a variety of options. And, with more than 150 diverse organizations, students find plenty of opportunities to get involved.







## Athletics Staff



**Cindy Gannon**  
Senior Associate AD  
Senior Woman Administrator



**Brady Barke**  
Interim Associate AD  
Compliance & Eligibility



**Joyce Penny**  
Ticket Manager  
Student Accountant



**Marcia Hendrix**  
Assistant Ticket Manager  
Insurance



**Sharon Burgard**  
Director of Academic  
Services



**Kent Phillips**  
Coordinator of Facilities and  
Event Management



**Alfred Castillo**  
Head Athletic Trainer



**Barb Kinsey**  
Athletic Development



**Rachel Blunt**  
Compliance Assistant



**Nate Saverino**  
Coordinator of Marketing  
and Promotions



**Ricky Zum Mallen**  
Graduate Assistant  
Marketing



**Chloe Tubbs**  
Special Events Coordinator  
Administrative Assistant



**Dr. Beth Easter**  
Faculty Athletics  
Representative



**Ryan Johnson**  
Strength & Conditioning  
Coach



**Robby Rasco**  
Equipment Manager



**Natalie Williams**  
Academic Services Assistant



**Kelly Benacka**  
Graduate Assistant  
Academic Services



**Emily Obergönnner**  
Graduate Assistant  
Academic Services



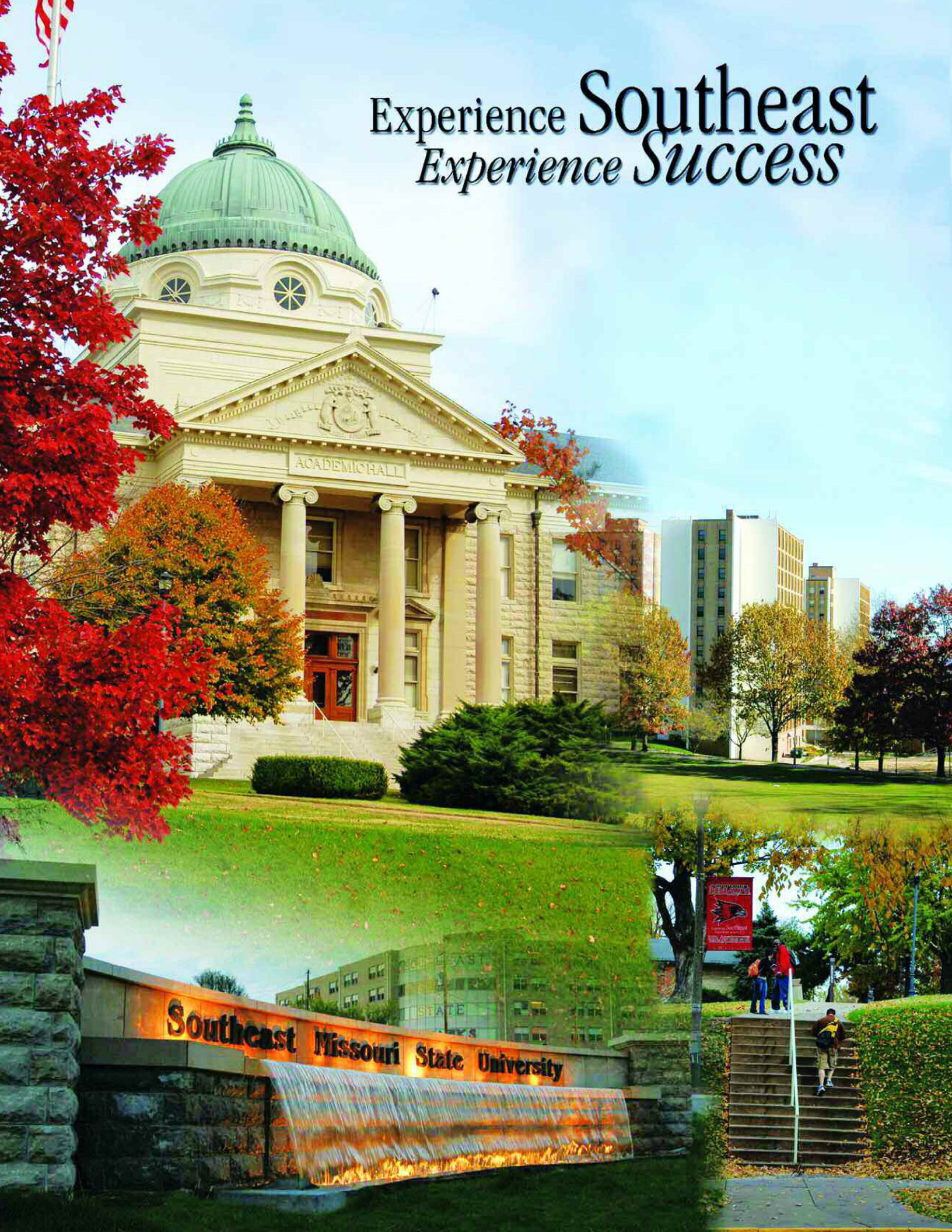
**Logan Nutt**  
Graduate Assistant  
Strength & Conditioning



**Megan Rottler**  
Graduate Assistant  
Strength & Conditioning



# Experience Southeast *Experience Success*







DATE	OPPONENT	TIME
NOV. 4	SOUTHERN INDIANA (Ex.)	2 P.M.
NOV. 9	WRIGHT STATE	6:30 P.M.
Nov. 12	UMKC	7 p.m.
Nov. 14	Kansas	8 p.m.
Nov. 19	Arkansas State	7:05 p.m.
Nov. 23	Houston	5:30 p.m.
Nov. 24	UT-Pan American	12 p.m.
Nov. 29	Missouri	7 p.m.
DEC. 1	ILLINOIS-CHICAGO	2 P.M.
Dec. 5	Southern Illinois	7:05 p.m.
DEC. 8	WESTERN ILLINOIS (80s Night)	3 P.M.
Dec. 16	Western Kentucky	2 p.m.
DEC. 21	MISSOURI STATE	6:30 P.M.
Dec. 31	Belmont*	2 p.m.
JAN. 5	AUSTIN PEAY*	2 P.M.
JAN. 7	MURRAY STATE*	6:30 P.M.
JAN. 9	SAINT LOUIS	6:30 P.M.
Jan. 14	Tennessee State*	7 p.m.
JAN. 16	UT MARTIN*	6:30 P.M.
JAN. 21	MOREHEAD STATE*	6:30 P.M.
Jan. 26	Eastern Illinois*	4 p.m.
Jan. 28	SIU Edwardsville*	7 p.m.
FEB. 2	EASTERN KENTUCKY*	3 P.M.
Feb. 4	Austin Peay*	7 p.m.
FEB. 9	EASTERN ILLINOIS* (Hall of Fame Game)	3 P.M.
FEB. 11	SIU EDWARDSVILLE*	6:30 P.M.
Feb. 16	UT Martin*	4 p.m.
Feb. 23	Jacksonville State*	6 p.m.
FEB. 25	TENNESSEE TECH* (Pink Up Night/Play 4Kay)	6:30 P.M.
March 2	Murray State*	5:15 p.m.



**GoSoutheast.com | (573) 651-2113 or (866) SEMO-TIK**

All Times Central | Home Games in **BOLD**  
Home games played at the Show Me Center | \* Conference Game