

# SOUTHEAST MISSOURI STATE UNIVERSITY REDHAWKS



**MEN'S BASKETBALL  
2012-2013 GUIDE**



# Southeast

Missouri State University™

## Located

- ▶ Cape Girardeau, Mo.

## Enrollment

- ▶ 11,510

## Class Size


- ▶ Small classes with 98 percent of courses having fewer than 50 students

## Academic Programs

- ▶ More than 200 areas of study including business, education, nursing, agriculture, science and technology, visual and performing arts

## Athletics

- ▶ 15 NCAA Division I Teams







### Intro to Redhawk Basketball

Media Information.....	2-3
Travel Arrangements .....	4-5
Show Me Center .....	6-9
Sports Medicine .....	10
Strength & Conditioning.....	11
Success Center.....	12-13
President Dr. Kenneth W. Dobbins.....	14-15
Director of Athletics Mark Alnutt .....	16-17
Mission Statement .....	18

### Season Preview Section

Season Outlook.....	20-21
Numerical/Alphabetical Roster .....	22
Radio/Television Roster .....	23
Calendar Schedule.....	24

### Coaching Staff Section

Head Coach Dickey Nutt.....	26-27
Assistant Coach Jessie Evans.....	28
Assistant Coach Jamie Rosser .....	29
Assistant Coach Jon Cremins/ Additional Basketball Staff.....	30

### Player Profiles Section

Nino Johnson .....	32-33
Nick Niemczyk.....	34-35
Lucas Nutt.....	36-37
Michael Porter.....	38-39
Marland Smith.....	40-41
Tyler Stone .....	42-43
Corey Wilford .....	44-45
Colin Ferguson/A.J. Jones .....	46
Wayne Martin/Jacob Tolbert.....	47

Jared White .....	48
Returning Player Career Statistics.....	49-53
Yellow Book Ad.....	54

### Year in Review Section

2011-12 Year in Review.....	56-57
2011-12 Final Statistics.....	58-64
2011-12 Box Scores.....	65-72

### Opponents Section

Non-Conference Opponents.....	74-76
Conference Opponents.....	77-80
Dickey Nutt vs. All Opponents .....	80
Series Records .....	81
OVC Series Results.....	82

### This is the OVC Section

OVC History.....	84-88
OVC Map .....	89
2011-12 Final OVC Statistics .....	90-93
2013 OVC Tournament .....	94-95
2012-13 OVC Composite Schedule....	96-98

### Records & History Section

Honors & Awards .....	100-101
Miscellaneous .....	102-103
Career Rankings.....	104-105
Single-Season Rankings .....	106-107
NCAA Division I Results .....	108-112
All-Time Lettermen.....	113-115
Annual Leaders .....	116
Honored Teams .....	117-119
2013 NCAA Tournament Bracket .....	120

### This is Southeast Section

University Pages .....	122-127
Athletics Staff.....	128

### Credits

The 2012-13 Southeast Missouri Men's Basketball Guide was written, edited and designed by Sports Information Director Jeff Honza. Cover design and additional graphics assistance provided by Tonya Wells and Krista Mayfield. Photography by Marcus Painton, Marc Mahnke, Keith Hente, Pat Patterson, Fred Lynch, Dennis Hubbard, Tab Brockman, Sam Jordan, Tony Marable, Kevin Weakes and Trevor Ruszkowski. Special thanks to opposing sports information directors for contributing information to the opponents section of this guide.





#### Credentials

Credentials are required for entrance to the Show Me Center. To request season or single-game credentials, please contact Southeast Missouri Sports Information Director Jeff Honza by phone (573) 651-2933 or E-Mail [jhonza@semo.edu](mailto:jhonza@semo.edu). Credentials can be picked up just inside the main entrance of the Show Me Center.

#### Press Row

Media will be issued assigned seats courtside on the north side of the Show Me Center. Press row is reserved for working media. Professional decorum is expected at all times. Cheering or outward expression is strictly prohibited.

#### Photographers

Photographers working the floor level at the Show Me Center are required to shoot from behind the dash lines along the baselines and must sit on the floor in those areas. The Sports Information Director may identify other positions off the court where photographers may work, provided the view is not blocked for fans. At no time may photographers work from directly behind the official scorer's table and team benches, and in front of any courtside signage. Flash photography is not permitted. No tripods may be placed on or beside the court.

#### Postgame Interviews

Anyone wishing to interview a Southeast student-athlete must notify Jeff Honza prior to the end of each game. Student-athletes will be escorted to postgame press conferences in the front meeting rooms of the Show Me Center. Media representatives are not allowed in the dressing room area. Head Coach Dickey Nutt will address the media during press conferences after each game and the opposing head coach will also be invited upon request. Nutt will join press conferences after he fulfills his postgame radio obligation with the Redhawks Radio Network.

#### Basketball E-Mail List

If you would like to be added to the Redhawk men's basketball E-Mail list to receive breaking news about the team, please E-Mail Jeff Honza. The official website, [GoSoutheast.com](http://GoSoutheast.com), is the best source for up-to-date information about the team.

#### Weekly Interviews

All Southeast Missouri men's basketball practices are open to the media. Interviews will be conducted before all practices. Please contact the Sports Information Office for verification on practice times and locations.

#### Wireless Internet

The Show Me Center is equipped with wireless internet access. Ask a member of

the Southeast sports information staff for log-in information.

#### Redhawks Radio Network

Erik Sean is in his 13th year as the "Voice of the Redhawks." Sean is the Director of Sports Operations for Mississippi River Radio's eight radio stations in Cape Girardeau. He is an 11-time winner of the Missouri Broadcasters Association's Play-by-Play Award and three-time winner of the MBA's Sports Award. KZIM/KGIR sports anchor and reporter Todd Bonacki and Jess Bolen will assist Sean on the Redhawks Radio Network this year.

#### Radio Network Affiliates

K-103 FM (flagship) .. Cape Girardeau, Mo.  
KSIM 1440 AM..... Sikeston, Mo.  
KWOC 903 AM..... Poplar Bluff, Mo.  
KMAL 1470 AM..... Malden, Mo.

#### Visiting Radio

Visiting radio stations are required to make written requests at least one week in advance. The Redhawks Radio Network provides a courtesy telephone line for the official station of all opponents. Other stations will be charged a rights fee and must order telephone lines from the University Telephone Services by calling (573) 651-2575.


#### Statistical Services

A play-by-play report of each half, half-time stats and final game statistics will be



## Southeast Missouri Sports Information

One University Plaza MS 0200  
Cape Girardeau, MO 63701  
**Phone:** (573) 651-2294 | **Fax:** (573) 651-2810  
**Press Row:** (573) 651-5014  
**Website:** GoSoutheast.com



**Jeff Honza**  
Director



**Chad Twaro**  
Assistant Director



**Nick Seeman**  
Assistant

### 2012-13 Sport Assignments

#### Jeff Honza, Director

Football, Men's Basketball,  
Women's Tennis  
**Office:** (573) 651-2933  
**Cell:** (618) 528-1145  
**E-Mail:** jhonza@semo.edu

#### Chad Twaro, Assistant Director

Women's Soccer, Women's Basketball,  
Gymnastics, Outdoor Track & Field  
**Office:** (573) 651-2937  
**Cell:** (573) 979-4307  
**E-Mail:** ctwaro@semo.edu

#### Nick Seeman, Assistant

Volleyball, Indoor Track & Field, Baseball  
**Office:** (573) 651-2294  
**Cell:** (612) 741-0550  
**E-Mail:** nseeman@semo.edu

#### Sean Stevenson, Student Assistant

Cross Country, Softball  
**Office:** (573) 651-2294  
**E-Mail:** spstevenson1s@semo.edu

provided courtesy of the Southeast Missouri sports information staff.

### Food and Beverages

Food and refreshments will be available in the media workroom located on the ground level of the Show Me Center for all home contests. The media workroom is open to credentialed members of the press only.

### OVC Teleconferences

Monthly teleconferences for Ohio Valley Conference men's basketball coaches will take place on the following dates this year: Jan. 8 (Tuesday); Feb. 5 (Tuesday); March 4 (Monday, prior to OVC Tournament). The calls begin at 10 a.m., CT, with Southeast head coach Dickey Nutt scheduled at 10:20 a.m. Please contact Kyle Schwartz at (615) 371-1698 for more information on how to participate.

### Weekly Television Show

Redhawks Basketball with Dickey Nutt will be televised Monday nights at 10:30 p.m., CT, on the Heartland CW (WQWQ-TV, Charter Cable Channel 12). The weekly show also airs on Cable Channel 11 and simulcast on digital channel 89: Tuesday, Wednesday and Thursday at 8:30 a.m., 8 p.m. and midnight.

### Video Webcasts

All Southeast home men's basketball games will be webcast live online free of charge at both the OVC Digital Network and KFVS12.com. KFVS12 will provide the production of these webcasts.

### GoSoutheast.com

Stay connected with the Redhawks at GoSoutheast.com. The official athletics website is the hub for all the latest news, reports, videos, social media updates and other information for Southeast Missouri athletic teams.

### Parking

There is no designated parking for visiting media at the Show Me Center. Parking is on a first-come, first-serve basis, so please plan to arrive early.

## Follow the Redhawks on the World Wide Web



Facebook

Facebook.com/GoSoutheast



Twitter

@GoSoutheast  
@SEMOHoops



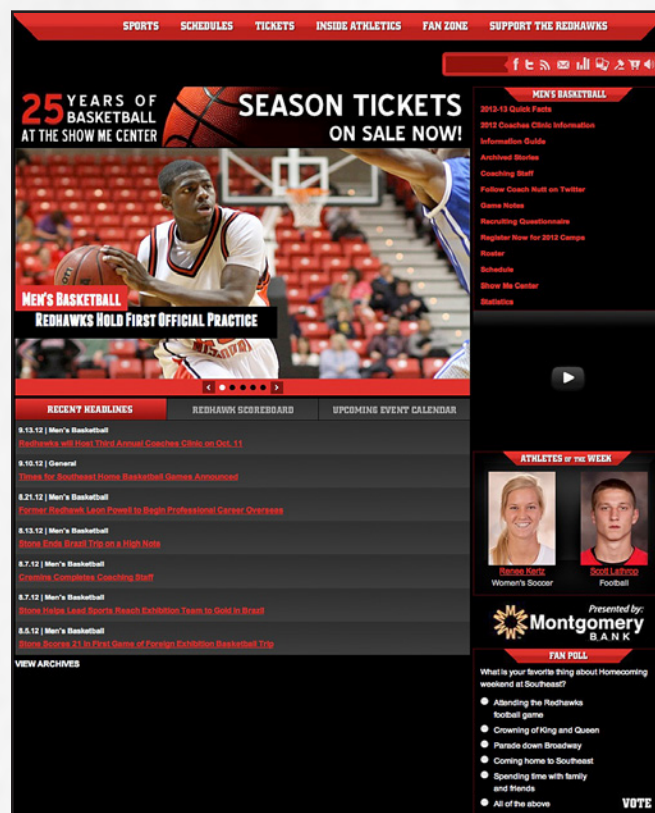
YouTube

YouTube.com/GoSoutheastRedhawks



Pinterest

Pinterest.com/GoRedhawks



GoSoutheast.com





**Kansas Jayhawks**  
**November 9, 2012**



Holiday Inn  
200 McDonald Drive  
Lawrence, KS 66044  
**Phone:** (785) 841-7077  
**Fax:** (785) 841-2799  
**Website:** holidayinn.com



**Troy Trojans**  
**CBE Classic**  
**November 18, 2012**

Springhill Suites  
495 Riverfront Parkway  
Chattanooga, TN 37402  
**Phone:** (423) 834-9300  
**Fax:** (423) 834-9301  
**Website:** marriott.com



**Southeastern Louisiana Lions**  
**December 1, 2012**

Hampton Inn  
401 Westin Oaks Drive  
Hammond, LA 70403  
**Phone:** (985) 419-2188  
**Fax:** (985) 419-0881  
**Website:** hamptoninn.com

**Chattanooga Mocs**  
**CBE Classic**  
**November 18, 2012**



Springhill Suites  
495 Riverfront Parkway  
Chattanooga, TN 37402  
**Phone:** (423) 834-9300  
**Fax:** (423) 834-9301  
**Website:** marriott.com



**Illinois-Chicago Flames**  
**November 24, 2012**

DoubleTree Magnificent Mile  
300 E. Ohio Street  
Chicago, IL 60611  
**Phone:** (312) 787-6100  
**Fax:** (312) 787-6259  
**Website:** doubletreemagnificent.com



**Missouri Tigers**  
**December 4, 2012**

Stoney Creek Inn  
2601 South Providence Road  
Columbia, MO 65203  
**Phone:** (573) 442-6400  
**Fax:** (573) 442-6414  
**Website:** stoneycreekinn.com

**Louisiana Tech Bulldogs**  
**CBE Classic**  
**November 19, 2012**



Springhill Suites  
495 Riverfront Parkway  
Chattanooga, TN 37402  
**Phone:** (423) 834-9300  
**Fax:** (423) 834-9301  
**Website:** marriott.com



**New Orleans Privateers**  
**November 29, 2012**

Marriott  
555 Canal Street  
New Orleans, LA 70130  
**Phone:** (504) 581-1000  
**Fax:** (504) 523-6755  
**Website:** marriott.com



**UMKC Kangaroos**  
**December 22, 2012**

Holiday Inn-Country Club Plaza  
1 East 45th Street  
Kansas City, MO 64111  
**Phone:** (816) 753-7400  
**Fax:** (816) 753-0359  
**Website:** holidayinn.com





**Belmont Bruins**  
**January 10, 2013**

DoubleTree  
315 4th Avenue North  
Nashville, TN 37219  
**Phone:** (615) 244-8200  
**Fax:** (615) 747-4894  
**Website:** doubletree.com



**Eastern Illinois Panthers**  
**January 26, 2013**

Hampton Inn  
1416 Broadway Avenue East  
Mattoon, IL 61938  
**Phone:** (217) 234-4267  
**Fax:** (217) 235-4267  
**Website:** hamptoninn.com



**Austin Peay Governors**  
**February 28, 2013**

Courtyard by Marriott  
Fair Brook Place  
Clarksville, TN 37040  
**Phone:** (931) 551-4480  
**Fax:** (931) 551-4787  
**Website:** marriott.com



**Tennessee State Tigers**  
**January 12, 2013**

DoubleTree  
315 4th Avenue North  
Nashville, TN 37219  
**Phone:** (615) 244-8200  
**Fax:** (615) 747-4894  
**Website:** doubletree.com



**UT Martin Skyhawks**  
**February 16, 2013**  
Day Trip



**Murray State Racers**  
**March 2, 2013**

Hampton Inn  
1415 Lowes Drive  
Murray, KY 42071  
**Phone:** (270) 767-2226  
**Fax:** (270) 767-2220  
**Website:** hamptoninn.com



**SIU Edwardsville Cougars**  
**January 24, 2013**

DoubleTree  
1000 Eastport Plaza Drive  
Collinsville, IL 62234  
**Phone:** (618) 345-2800  
**Fax:** (618) 345-9804  
**Website:** doubletree.com



**Jacksonville State Gamecocks**  
**February 20, 2013**

Hampton Inn  
1041 JD&L Drive  
Jacksonville, AL 36265  
**Phone:** (256) 782-0330  
**Fax:** (256) 782-0336  
**Website:** hamptoninn.com



**OVC Tournament**  
**March 6-9, 2013**

DoubleTree  
315 4th Avenue North  
Nashville, TN 37219  
**Phone:** (615) 244-8200  
**Fax:** (615) 747-4894  
**Website:** doubletree.com







The 7,000-seat Show Me Center (SMC) is the home of the Southeast Missouri State University men's and women's basketball teams. Additionally, the Show Me Center is the entertainment, and meeting hub for the 250,000 residents of the tri-state region. This year marks the 25th Anniversary of the facility which opened its doors in the summer of 1987.

The Show Me Center has served Southeast Missouri State University, the City of Cape Girardeau, and the citizens of Southeast Missouri, Southern Illinois, and Western Kentucky by providing quality concerts, sporting events, top-notch family entertainment, and a first-rate banquet, convention, and meeting facility.

The facility is a joint-venture of Southeast Missouri State and the City of Cape Girardeau. The combined SMC and Student Recreation Center, which received a complete renovation and expansion in 1999, were originally built at a cost of \$18 million.

The building houses the Redhawks men's and women's locker rooms, which have been completely remodeled. New basketball offices on the north side of the SMC were completed during the fall of 2003. Most recently, a new portable floor and

goals were purchased before the 2011-12 season.

The Student Recreation Center is adjoined to the Show Me Center, and it houses the Redhawks' practice facilities. The center has five full basketball courts (including two hardwood courts), a large weight room, six racquetball courts, an

indoor track, two cardiovascular equipment areas, a climbing wall, two multipurpose rooms, and full locker rooms. The new Student Aquatic Center, which opened in December 2007, features a four-lane lap pool, a recreational pool with a rock wall and zip line, hot tub and locker rooms.







#### Largest Show Me Center Crowds

<u>Attendance</u>	<u>Date</u>	<u>Opponent</u>	<u>Result</u>
7,241	Feb. 12, 2000	Murray State	L, 60-77
7,195	Feb. 22, 1992	Murray State	W, 80-75
7,156	Jan. 14, 1999	Murray State	L, 70-71
7,142	Feb. 17, 1990	Southwest Baptist	W, 75-72
7,125	Feb. 15, 2012	Murray State	L, 66-75
6,911	Feb. 18, 1990	Central Missouri	W, 81-72
6,904	Jan. 12, 1991	Central Missouri	W, 81-77
6,893	Jan. 19, 1991	Missouri Western	L, 71-77
6,870	Feb. 25, 1989	Northeast Missouri	W, 97-76
6,777	Dec. 15, 1994	Southern Illinois	L, 72-74
6,670	Jan. 26, 1991	Southwest Baptist	L, 67-82
6,635	Jan. 23, 1988	Central Missouri	W, 86-65
6,630	Feb. 19, 1994	Murray State	L, 95-96
6,607	Jan. 22, 2005	Austin Peay	W, 65-52
6,593	Feb. 14, 1998	Murray State	L, 71-82
6,518	Jan. 25, 1989	Missouri-St. Louis	W, 79-59
6,518	Feb. 20, 1993	Tennessee State	W, 94-77

#### Best Attendance Average in One Season:

5,590 in 1992-94 (14 Home Dates)





# 25 YEARS OF BASKETBALL AT THE SHOW ME CENTER



SHOW ME CENTER  
25TH ANNIVERSARY





**SOUTHEAST**  
**BASKETBALL**

**SOUTHEAST**  
**MISSOURI STATE**  
*Home of Champions*



**25 YEARS OF BASKETBALL**  
**AT THE SHOW ME CENTER**





**P**revention. Treatment. Rehabilitation. Education. Those are the four primary phases of athletic training, and the Southeast Missouri athletic training staff strives to fulfill all of those areas when working with student-athletes on a daily basis.

Southeast student-athletes are offered the best care possible by the athletic training staff. Head Athletic Trainer Alfred Castillo directs the Sports Medicine department which includes four full-time athletic trainers, six graduate assistants and several student assistants. The staff serves student-athletes around-the-clock at numerous facilities on campus.

The athletic trainers begin treatments and rehabilitation starting as early as 6 a.m., and are available until the last student-athlete is through. There are currently four athletic training facilities on campus. The staff treats out of the Rosengarten Athletic Complex, where the primary training room is located. There are two other satellite athletic training rooms, including one at Houck Field House and one at the Show Me Center.

The Southeast athletic training rooms are equipped with stationary bikes, hand weights, therapeutic modalities and the latest physical therapy equipment. Each component is strategically designed to not

only give the student-athlete the best care, but also to aid in returning to competition as quickly as possible.

Southeast Athletic Training has strong working relationships with local physicians and two hospitals in Cape Girardeau. It is from these hospitals that the Athletic Training department is assisted by four orthopedic physicians.

The Southeast Athletic Training program prides and commits itself to provid-

ing the best comprehensive, personalized and efficient healthcare to its student-athletes. Delivery of healthcare focuses on the prevention and management of athletic-related injuries or illnesses, while adhering to the National Athletic Trainers' Board of Certification Standards of Professional Practice. Our high quality of athletic healthcare is provided in combination with the education of athletic training students.







**S**outheast Missouri's Strength and Conditioning program is committed to developing the total student-athlete through their experiences within a competitive training environment.

This will be accomplished by focusing on reducing the risk of injury and maximizing athletic potential through individual evaluation and program design.

#### Training Principles for Southeast Athletes:

1. *Reduce the risk of injuries*
  - If a student-athlete is injured, he/she will not be able to compete at practice or games.
2. *Maximize athletic ability*
  - We challenge each athlete, both physically and mentally, in order to achieve optimal results.

#### Exercises for Southeast Athletes are based on the following Principles:

1. *Ground Based Movements*
  - Athletes compete with their feet on the ground, and therefore, should train that way. The ability to produce force against the ground determines how fast athletes can

run and how high they can jump.

2. *Three-Dimensional Movements*
  - Athletes must be able to stabilize themselves in all planes of movement. A fancy way of saying we use free weights (barbells/ dumbbells vs. machines).
3. *Multi-Joint Movements*
  - Very rarely in sport do athletes

isolate one single joint at a time. Athletes can train more muscle mass at the same time.

The Southeast Missouri Strength and Conditioning program is under the direction of Ryan Johnson.

Redhawk student-athletes use various training facilities located inside the Student Recreation Center South.







The Redhawk Success Center offers Southeast Missouri student-athletes a place to study and develop as students and campus leaders.

It is located in the Student Recreation Center, just south of Houck Stadium. The Redhawk Success Center offers a computer lab with 18 work terminals, study areas and rooms for group meetings.

The area is under the guidance of Associate Director of Athletics Brady Barke, with assistance from Director of Academic Services Sharon Burgard, Assistant Natalie Williams and Graduate Assistants Emily Obergöner and Kelly Benacka.

The beautiful facility has enhanced the outstanding work in the classroom already enjoyed by Southeast student-athletes. Last year, a school record 62.2 percent of Southeast's student-athletes achieved a 3.0 or better grade point average. Eleven of the Redhawks 15 intercollegiate athletic teams recorded a team GPA over 3.0. The gymnastics team posted the best overall mark with a 3.82. In all, 19 student-athletes recorded a perfect 4.0 GPA.

Tutors are available for all student-athletes as needed. In addition, both attendance and academic progress is monitored through regular checks with faculty.

A special course is required for all first time student-athletes at Southeast. The

course, which offers three credit hours, is part of a comprehensive program developed to address study skills and life skills topics, and thus, enhance retention and academic success for student-athletes.

Entering student-athletes are evaluated for academic preparedness and assigned to appropriate categories. Student-athletes can also receive individualized academic programs which include meeting with a mentor bi-weekly to discuss academic

progress.

The Success Center staff works to get athletes involved in campus and community projects, as well. This is done to provide a support structure and greater opportunity for academic success. Through the NCAA's CHAMPS/Life Skills Program, the Success Center gives student-athletes personal and professional skills in order to facilitate successful and productive futures.





## Recent Academic Highlights

- » A school record 62.2 percent of Southeast Missouri student-athletes achieved a 3.0 or higher grade point average during the 2011-12 academic year. Nineteen student-athletes had a perfect 4.0.
- » Eleven of Southeast's 15 intercollegiate athletic teams recorded a team GPA over 3.0. The Redhawk gymnastics team had the best overall mark with a 3.77 GPA in 2011-12.
- » The Redhawk men's cross country and women's gymnastics teams received NCAA Division I Academic Progress Rate Public Recognition Awards. Both programs registered scores of 1,000 for the 2010-11 academic year.
- » Southeast Missouri's Department of Athletics earned a number of quality rankings in the NCAA's last Academic Progress Rate (APR) report. The Redhawk men's cross country, gymnastics, baseball, volleyball, women's tennis and softball teams exceeded the national average in the multi-year APR.
- » Thirty-Eight student-athletes were part of the largest graduating class in the history of Southeast Missouri State University last spring. A total of 1,322 students -- 1,052 undergraduates and 270 graduate students -- received degrees.
- » The Southeast gymnastics team was named the 2011 Academic National Champion by the National Association of Collegiate Gymnastics Coaches/Women. The achievement marked the third time in four years that the team has garnered the coveted honor. The Redhawks team grade point average was an impressive 3.91 during the 2010-11 academic year. It tied the highest GPA for a team in the history of the award.
- » Three Redhawk student-athletes earned Academic All-District honors during the 2011-12 season. Volleyball's Paige Dossey also garnered Third-Team Capital One Academic All-American accolades. In addition, the men's and women's cross country teams each finished among the top-10 teams in the country in grade point average.







**D**r. Kenneth W. Dobbins became the seventeenth president of Southeast Missouri State University on July 1, 1999 after serving as the University's Vice President of Finance and Administration from 1991 to 1993, and Executive Vice President from 1993 until his appointment as president. He previously held several positions in higher education administration at Kent State University in Ohio.

During his tenure at Southeast, academic programs have been enhanced including the establishment of the College of Science, Technology, and Agriculture and the Earl and Margie Holland School of Visual and Performing Arts which opened in Fall 2007 on the new River Campus. A comprehensive review of all academic and non-academic programs has been accomplished to maintain quality and minimize student fee increases in the face of significant state appropriation reductions. Southeast continues to be recognized nationally for many of its outstanding accredited academic programs. For the eighth year in a row, Princeton Review recognized the Master of Business Administration program on its list of "Best Business Schools." GetEducated.com listed Southeast #1 on the list of "Top 10 Ranked Best Values Online MBAs-AACSB-Accredited"; Southeast is recognized in the top tier of the Midwest best regional universities in U.S. News Best Colleges for 2012; and Southeast was again named among the "Best in the Midwest" by Princeton Review. Additionally, StateUniversity.com ranked Southeast the safest public college campus in Missouri,

Militaryfriendlyschools.com lists Southeast among the top schools that embrace veterans as students, and recent freshmen survey data indicate that new students applied only to Southeast at a rate three times the national average.

Enrollment has increased significantly since a 20-year-low in 1994 when some 7,900 students attended Southeast. In Fall 2005, enrollment topped 10,000 for the first time, and stood at more than 11,500 in 2011. Additionally, record enrollments in higher education have occurred in the University's 25-county service region during his tenure due to the establishment of new regional campuses in Sikeston and Kennett and a higher education center at Perryville serving place-bound students in and near those rural communities.

During Dr. Dobbins' presidency, more than \$300 million in capital construction and building improvement projects have enhanced the University. The Seabaugh Polytechnic Building and the \$58 million River Campus were constructed. Additionally, The Douglas C. Greene Center for Innovation and Entrepreneurship to promote entrepreneurship and enhance the region's economy opened on the campus in 2005; Southeast dedicated its new, state-of-the-art David M. Barton Agriculture Research Center in 2009; two new 300-bed residence halls were constructed in 2002 and 2009; and the University

currently is in the midst of more than \$90 million in capital renovation for maintenance and repair projects including the renovation of the historic 106-year-old Academic Hall, the remodeling and upgrades to the Magill and Rhodes sciences complex and a new residence hall.

Dr. Dobbins has served a two-year term as president of the Missouri Council on Public Higher Education (COPHE), the organization for presidents and chancellors of Missouri's public colleges and universities, and is the senior member of the organization. In 2007, he was selected to serve a three-year term on the American Association of State Colleges and Universities (AASCU) Board of Directors, an organization which represents over 420 U.S. public college and university members and more than 3.7 million students or 56 percent of the enrollment at all public four-year institutions. He was elected Secretary-Treasurer of the organization in 2008, chaired the organization in 2010-2011, and currently serves on the executive committee as past chair of the AASCU Board. Also, for the past eight years, he has served as one of four faculty members for the week-long AASCU New Presidents' Academy, and currently chairs the Finance Committee of the American Academic Leadership Institute. He previously served three years as president of the Ohio Valley Conference and is currently a member of





the Conference finance subcommittee. In addition, he is a vice president of the executive board of the Greater St. Louis Council, Boy Scouts of America, and in 2010, he was awarded the Silver Beaver Award, the highest honor bestowed upon a Boy Scout volunteer by a council.

He earned his B.S. degree in accounting from the University of Akron (Ohio) in 1971 and served as a commissioned officer and civilian executive in the U.S. Air Force for almost 10 years. He received the M.B.A. degree in 1979 from Old Dominion University (Virginia), and the Ph.D. in higher education administration in 1987 from Kent State, where in 2011, he was awarded the Alumni Leadership Award for the College of Education, Health and Human Services Annual Hall of Fame Awards. He is also a Certified Public Accountant in Ohio.

Dr. Dobbins and his wife, Jeanine Larson Dobbins, Founder and Director Emeritus of the Missouri Statewide Early Literacy Intervention Program based at Southeast, have a son, Paul, and a daughter-in-law, Stacey, who are both Southeast graduates, and a grandson, Lincoln Kenneth Dobbins.



### Board of Regents



**Donald "Brad" Bedell**  
President



**James P. Limbaugh**  
Vice President



**Tom M. Meyer**




**Kendra Neely-Martin**



**Doyle L. Privett**



**Daren K. Todd**



**Kevin J. Magnan**  
Student Representative





**M**ark Alnutt, senior associate director for administration at the University of Missouri, was named director of athletics at Southeast Missouri State University.

The announcement was made April 19 during a news conference in the Aleen Wehking Alumni Center at Southeast.

Alnutt participated in an off-campus interview April 12 in St. Louis and was on campus for final interviews the day he was introduced as the Redhawks new director of athletics. He was among two finalists for the position following a national search conducted by a search committee including representatives from the Board of Regents, faculty, staff and the community.

Alnutt began his new duties at Southeast on May 21. He replaced John Shafer who retired last June. Cindy Gannon served as interim director of athletics since that time.

"Mark brings with him a tremendous breadth of experience and the caliber of credentials to move our program forward and into the future," said Kenneth W. Dobbins, president of Southeast Missouri State University.

Alnutt served as senior associate athletics director for administration at the University of Missouri after spending three years as the associate athletics director for administration.

Mike Alden, director of athletics at the University of Missouri, said, "I think Southeast Missouri State University is getting a terrific leader in Mark Alnutt. We will miss him here, but our loss is Southeast's gain and all of us here are very proud of Mark and all that he has

accomplished."

In his previous role, Alnutt served as the administrative liaison for football; supervised track and field, cross country, gymnastics and golf; spearheaded the department's project management team; served as the primary point person for the Athletic Department, overseeing all aspects of facility project master planning, development, management and implementation; and was involved with external department operations, including development, game operations, marketing, media relations, Mizzou Sports Properties and ticket operations.

Alnutt also managed postseason travel arrangements for each of the University of Missouri's 20 intercollegiate sport programs. He was in charge of Missouri's Nike contract, the Big Wheels and Flying Tiger programs and the department's relationship with Old Hawthorne Golf Club. In 2009, he oversaw a \$5 million video board project through the University of Missouri Sports Complex with the centerpiece being a new board at Faurot Field. He also oversaw the design and construction of the new Golden Girls/Gymnastics

practice facility completed last fall. Additionally, Alnutt was actively involved in the solicitation and stewardship efforts of capital gift giving.

Alnutt spent the previous six years at the University of Missouri as director of football operations, adding an assistant athletic director title prior to the 2005-06 season. In that role, his duties included coordinating the team's travel plans, oversight of the football budget, handling compliance issues, scheduling of facilities, assisting with the recruiting operations and managing the day-to-day operations of the football program.

He coordinated public relations and community service events for football, and oversaw all organizational aspects for the University of Missouri's trips to the 2003 and 2005 Independence Bowl games played in Shreveport, La. He also represented the football program as part of the design team that planned the \$16 million expansion and renovation project which turned the Tom Taylor Building into the Missouri Athletics Training Complex.

Alnutt was a three-year letterman for the University of Missouri as a linebacker



*Mark Alnutt was introduced as Southeast Missouri's new director of athletics on April 19, 2012.*



and tight end from 1993-1995 and was voted the team's champion of the year as a senior. He earned a degree in sociology in 1995 and went to work for Major Brands as a senior salesman in Kansas City from February 1996 to August 1997. Alnutt returned to the University of Missouri to pursue a master's degree in public administration with an emphasis on sports psychology. He joined the Missouri football staff in 1998 as an administrative/video graduate assistant. Alnutt completed his master's degree in May 2000 and took over as director of football operations that August.

A native of Kansas City, Alnutt served as president of the board of directors for Big Brothers/Big Sisters of Boone County and was selected to participate in the 2002-2003 NCAA Leadership Institute for Ethnic Minority Males. In June 2005, he was recognized by Columbia Business Times as one of Columbia's 40-Under-40 business leaders for his work in the community.

He has participated in the Division I-A Athletic Director's Institute, attended the NACDA Mentoring Institute and was



chair of the NCAA Women's Gymnastics committee. In 2010, he was the recipient of an Outstanding Chancellor's Staff recognition and the Barbara S. Uehling Award for Administrative Excellence at the University of Missouri.

Alnutt and his wife, the former Kate Hankins, are the parents of four children, Jaren, Kinleigh, Mason and Aidan.







The Southeast Missouri State University Department of Intercollegiate Athletics is an integral part of the University community and accordingly adheres to Southeast Missouri State University's overall institutional mission, one of providing a quality education and college experience for the students and communities we serve. The mission of the

Department of Athletics is to enhance the collegiate experience for all students through the development and operation of a sound intercollegiate athletics program. The Athletics Department is a NCAA Division I program, and therefore is committed to the highest standards of integrity in athletic and academic achievement. The athletic teams of the University

are committed to compete at the highest possible level in the Ohio Valley Conference or other conference affiliations. The Department of Athletics is committed to the principles of equitable access, diversity, student welfare, sportsmanship, ethical conduct, rules compliance, and the prudent management of resources in all endeavors.







# SEASON PREVIEW

## IN THIS SECTION ...

- » Season Outlook
- » Numerical & Alphabetical Roster
- » Radio/Television Roster
- » 2012-13 Schedule







# SOUTHEAST MISSOURI BASKETBALL

## Season Preview

**S**outheast Missouri's men's basketball program has steadily improved each year under head coach Dickey Nutt and that trend should continue in 2012-13.

Southeast returns three of its top four scorers and four players with significant starting experience.

It's no secret that experience is something the Redhawks have lacked in previous years, but now it's at a point where it can play a major factor.

"We've got some pieces of the puzzle in place, and the most exciting thing I think about when talking about this basketball team is that we have a lot of experience coming back," said Nutt. "To walk out on the court knowing you have young men that have been through the wars is encouraging. They continue to grow and get better every day."

Southeast finished its 2011-12

## Coaching Staff

season just under .500 with an overall record of 15-16 and took fifth in the Ohio Valley Conference at 9-7. It was the Redhawks first winning record in league play since 2004-05. That, in itself, speaks volumes for a program which had no more than six conference victories in four-straight seasons.

"I don't think we have turned the corner, but I do see the corner," commented Nutt. "Our talent level is better and we are excited about this season. If we can turn that corner, we're going to be in line to be very competitive, and we feel good about that."

The Redhawks enter the year ranked second in the West Division of this year's OVC Preseason Poll. Southeast, which received two first-place votes, accumulated 108 points in the overall balloting by league head coaches and sports information directors.

Junior forward Tyler Stone and

## Player Profiles

senior guard Marland Smith were named Preseason All-OVC and will have a big hand in the "experience factor" Nutt talked about earlier.

Here is a more in-depth look at the 2012-13 Redhawks:

### Backcourt

Southeast led the OVC in field goal percentage (.475) and assists (14.9 apg) last season, and much of that success was attributed to the guard play.

Junior **Lucas Nutt (Jonesboro, Ark.)** looks to take charge of the backcourt at the point this season.

Nutt, one of the most improved players on the team, led the conference in assist/turnover ratio (96/43, 2.2 ratio) and ranked eighth among OVC individuals in assists (3.1 avg.) a year ago. He played 31 games and made 16 starts, averaging 5.1 points along the way.

"Lucas had an outstanding summer and developed into a better defender and player," said Nutt. "He is much stronger and faster."

Newcomer **Jared White (De Soto, Mo.)** will challenge.

White is a true freshman from De Soto High School, who was named his Conference Player of the Year three times as a prep. He averaged 24 points, six rebounds, four steals and five assists per game en route to earning All-State accolades as a senior.

"Jared is ready to play some minutes now," said Nutt. "He is an athletic guard with a big body."

### Perimeter

The perimeter is sparked by the return of starters **Marland Smith (Little Rock, Ark.)** and **Nick Niemczyk (Bell City, Mo.)**, Southeast's top three-point shooters a year ago.

Smith, the only fourth-year senior on the team, has played in every game as a Redhawk. Nutt will tell you that he is a rock in the foundation of his program's

## Year in Review

rebuilding project.

"Marland has been a tremendous student-athlete at Southeast and he does things the right way," praised Nutt. "You can always count on him and he's durable."

A Preseason All-Conference selection, Smith enters his final season ranked 16th on the school's all-time career scoring list (1,089 points) and third in career three-point field goals made (188). He ranked second on the team and 15th in the OVC in scoring (12.3 ppg) and sixth in the conference in three-pointers made (63). Smith, a Second-Team NABC All-District pick, started 27 of 31 contests and played a team-high average of 30.2 minutes as Southeast's best long range threat in 2011-12.

Meanwhile, Niemczyk ranked fourth on the team with 9.2 points per contest and second with 46 treys over 26 games and 20 starts. He also averaged 26.4 minutes per game, fifth-most on the team.

"Nick has also been a big part of this foundation over the last couple years," said Nutt. "He is probably 100 percent healthy now and isn't nursing those injuries he had been in the past."

Also back on the wing is senior **Corey Wilford (Hopkinsville, Ky.)**.

Wilford was Southeast's top scorer off the bench with 6.6 points per game in his first year with the Redhawks last season. He averaged 15.3 minutes per game and tied for second on the team in three-point field goal percentage.

"Corey really came on strong toward the end of last season," said Nutt. "He is very explosive."

Combo guard **A.J. Jones (Memphis, Tenn.)** closes out the perimeter.

Jones, who Nutt describes as a difference-maker, attended Southeast last year, but could not practice with the team and had to pay his own way until he met his one-year residency requirement to become eligible.



**TYLER STONE**  
2012-13 Preseason All-OVC

## » Season Outlook





## Opponents

He started every game and averaged 15 points, five rebounds, five assists and five steals per game at Paris Junior College in 2010-11.

"A.J. has the ability to be a stopper, is a good free throw shooter and can get to the basket," quoted Nutt. "We are expecting big things out of him this year."

### Frontcourt

It was no surprise that Southeast's leading scorer and rebounder came out of the frontcourt in 2011-12.

Junior forward **Tyler Stone** (Memphis, Tenn.), the Redhawks only All-OVC and First-Team NABC All-Region pick in 2011-12, had a huge season.

Stone, who transferred to Southeast from Missouri and sat out the 2010-11 campaign, averaged 14.7 points and 7.3 rebounds per game, while ranking among the league's top-10 leaders in several categories. He started 29 of 31 games and scored double figures in all but two of his starts. Not to mention, Stone turned in six double-doubles and was named the OVC Newcomer of the Week a league-high six times.

Simply put, the sky's the limit.

"Tyler is our high-energy guy. He brings it every day in practice and wants to win," said Nutt. "He is one of our leaders on this year's team and we are looking for Tyler to have even a bigger season."

Stone, who joined Smith on this year's Preseason All-Conference team, represented Southeast well last summer during a week-long foreign basketball tour in Brazil. He averaged 21.2 points and 12.4 rebounds, and won a gold medal in five games as part of the Sports Reach team.

"It's excellent exposure for our program," commented Nutt. "It was a great experience for Tyler and we're happy he had the opportunity to do something like that."

## This is the OVC

Sophomore **Nino Johnson** (Memphis, Tenn.) and junior **Michael Porter** (Sikeston, Mo.) are others returning down low.

Johnson will likely earn a starting role after seeing action in 22 games as a true freshman last season. He registered eight blocks and averaged 2.2 points per game off the bench. Johnson, who stands at 6'8", 230, gained 10 pounds during an active offseason.

"Nino is a force to reckon with and he has all the tools to be one of the better big men in our league," commented Nutt.

Porter, a local favorite from nearby Sikeston, played in all 31 games and started four contests last year. He contributed 4.4 points and 2.9 rebounds per game, while shooting 55.2 percent (53-of-96) from the field. Porter added 20 assists, one block and 16 steals, as well.

"Michael is another great leader on our team," said Nutt. "He works hard and does a lot of the little things that people don't always notice."

Newcomers **Jacob Tolbert** (Daisy, Mo.), **Wayne Martin** (Cherry Valley, Ark.) and **Colin Ferguson** (De Soto, Mo.) complete this year's frontcourt.

Tolbert redshirted as a walk-on in 2011-12. He graduated from Notre Dame High School, where he was among the region's top players, who averaged 19.6 points and 9.8 rebounds per game as a senior.

Martin, who will sit out the 2012-13 season due to NCAA Division I transfer regulations, played in 11 games and averaged 3.4 minutes at Central Florida a year ago.

Ferguson was teammates with White at De Soto High School. He was a three-year starter and two-time All-Conference performer. Ferguson averaged 15 points, nine boards and six blocks his senior season.

## Records & History

## This is Southeast



**MARLAND SMITH**  
2012-13 Preseason All-OVC

### 2012-13 Schedule

Matchups at national runners-up Kansas (Nov. 9) and first-year SEC member Missouri (Dec. 4) headline Southeast's non-conference slate this season. The Redhawks will also play 14 games at the Show Me Center in 2012-13.

Southeast's conference schedule will include divisional play. The Redhawks, Austin Peay, Eastern Illinois, Murray State, SIU Edwardsville and UT Martin are in the West Division, while Belmont, Tennessee State, Jacksonville State, Morehead State, Tennessee State and Eastern Kentucky form the East. Southeast will face the teams in its own division twice this season and each of the other six teams in the East Division once.

The Redhawks open their 16-game OVC schedule at home against UT Martin on Dec. 29. Southeast will also host Murray State in a nationally-televvised game on ESPNU, Jan. 5. That contest is scheduled for a 5 p.m., CT, tip-off at the Show Me Center.

### Quick Facts

Location .....	Cape Girardeau, Mo.
Founded .....	1873
Enrollment .....	10,859
Nickname .....	Redhawks
Colors .....	Red and Black
Affiliation .....	NCAA Division I
Conference .....	Ohio Valley
Facility .....	Show Me Center (7,000)
President .....	Dr. Kenneth W. Dobbins
Director of Athletics .....	Mark Alnutt
Website .....	GoSoutheast.com
Ticket Office Phone .....	(573) 651-2113

### Coaching Staff

Head Coach .....	Dickey Nutt
Alma Mater .....	Oklahoma State, 1982
Career Record (Yrs.) .....	221-248 (16)
Record at Southeast (Yrs.) .....	32-61 (3)
Assistant Coaches .....	Jessie Evans, Jamie Rosser, Jon Cremins

### Team Information

2011-12 Record .....	15-16
2011-12 OVC Record/Finish .....	9-7/5th
Starters Returning/Lost .....	3/2
Letterwinners Returning/Lost .....	7/5

## » Season Outlook





## Season Preview

## Coaching Staff

## Player Profiles

## Year in Review



### Numerical

No.	Name	Pos.	Ht.	Wt.	Class	Yr.	Hometown	High School/College
1	Nino Johnson	F	6-8	230	So.	2nd	Memphis, Tenn.	White Station
2	A.J. Jones	F	6-4	200	Jr.	3rd	Memphis, Tenn.	Raleigh Egypt/Paris JC
3	Nick Niemczyk	G	6-1	185	Sr.	5th	Bell City, Mo.	Bell City/Three Rivers CC
4	Corey Wilford	G	6-2	180	Sr.	4th	Hopkinsville, Ky.	Christian County/Connors State
5	Wayne Martin	F	6-7	205	So.	2nd	Cherry Valley, Ark.	Providence Central/Cenral Florida
11	Michael Porter	G/F	6-6	235	Jr.	4th	Sikeston, Mo.	Sikeston/Missouri State
13	Lucas Nutt	G	6-1	180	Jr.	4th	Jonesboro, Ark.	Jonesboro
15	Jacob Tolbert	F	6-7	198	Fr.	2nd	Daisy, Mo.	Notre Dame
23	Marland Smith	G	6-2	155	Sr.	4th	Little Rock, Ark.	Hall
24	Jared White	G	6-2	200	Fr.	1st	De Soto, Mo.	De Soto
33	Tyler Stone	F	6-8	230	Jr.	4th	Memphis, Tenn.	Central/Missouri
41	Colin Ferguson	C/F	6-9	250	Fr.	1st	De Soto, Mo.	De Soto

### Alphabetical

No.	Name	Pos.	Ht.	Wt.	Class	Yr.	Hometown	High School/College
41	Colin Ferguson	C/F	6-9	250	Fr.	1st	De Soto, Mo.	De Soto
1	Nino Johnson	F	6-8	230	So.	2nd	Memphis, Tenn.	White Station
2	A.J. Jones	F	6-4	200	Jr.	3rd	Memphis, Tenn.	Raleigh Egypt/Paris JC
5	Wayne Martin	F	6-7	205	So.	2nd	Cherry Valley, Ark.	Providence Central/Cenral Florida
3	Nick Niemczyk	G	6-1	185	Sr.	5th	Bell City, Mo.	Bell City/Three Rivers CC
13	Lucas Nutt	G	6-1	180	Jr.	4th	Jonesboro, Ark.	Jonesboro
11	Michael Porter	G/F	6-6	235	Jr.	4th	Sikeston, Mo.	Sikeston/Missouri State
23	Marland Smith	G	6-2	155	Sr.	4th	Little Rock, Ark.	Hall
33	Tyler Stone	F	6-8	230	Jr.	4th	Memphis, Tenn.	Central/Missouri
15	Jacob Tolbert	F	6-7	198	Fr.	2nd	Daisy, Mo.	Notre Dame
24	Jared White	G	6-2	200	Fr.	1st	De Soto, Mo.	De Soto
4	Corey Wilford	G	6-2	180	Sr.	4th	Hopkinsville, Ky.	Christian County/Connors State

**Head Coach:** Dickey Nutt, Fourth Season (Oklahoma State, 1982)

**Assistant Coaches:** Jessie Evans, First Season (Eastern Michigan, 1972), Jamie Rosser, Fourth Season (Arkansas State, 2001), Jon Cremins, First Season (Valdosta State, 2007)

**Operations Assistant:** Nate Bean

**Athletic Trainer:** Amanda Martin

### Breakdown by Class

Total Squad Members.....	12
Seniors .....	3
Juniors .....	4
Sophomores .....	2
Freshmen .....	3

### Breakdown by State

Arkansas.....	3
Kentucky.....	1
Missouri.....	5
Tennessee .....	3

### Breakdown by Position

Guard.....	5
Forward .....	6
Center.....	1

### Pronunciation Guide

Nino Johnson.....	Knee-Know
Nick Niemczyk.....	Nim-CHECK
Jacob Tolbert .....	TOLL-berT






Opponents	This is the OVC	Records & History	This is Southeast
-----------	-----------------	-------------------	-------------------




**Nino Johnson**  
F • 6-8 • 230 • So.  
Memphis, Tenn.




**A.J. Jones**  
F • 6-4 • 200 • Jr.  
Memphis, Tenn.



**Nick Niemczyk**  
G • 6-1 • 185 • Sr.  
Bell City, Mo.



**Corey Wilford**  
G • 6-2 • 180 • Sr.  
Hopkinsville, Ky.



**Wayne Martin**  
F • 6-7 • 205 • So.  
Cherry Valley, Ark.



**Michael Porter**  
G/F • 6-6 • 235 • Jr.  
Sikeston, Mo.



**Lucas Nutt**  
G • 6-1 • 180 • Jr.  
Jonesboro, Ark.



**Jacob Tolbert**  
F • 6-7 • 198 • Fr.  
Daisy, Mo.



**Marland Smith**  
G • 6-2 • 155 • Sr.  
Little Rock, Ark.



**Jared White**  
G • 6-2 • 200 • Fr.  
De Soto, Mo.



**Tyler Stone**  
F • 6-8 • 230 • Jr.  
Memphis, Tenn.



**Colin Ferguson**  
C/F • 6-9 • 250 • Fr.  
De Soto, Mo.



**Dickey Nutt**  
Head Coach  
Fourth Year




**Jessie Evans**  
Assistant Coach  
First Year



**Jamie Rosser**  
Assistant Coach  
Fourth Year



**Jon Cremins**  
Assistant Coach  
First Year



**Nate Bean**  
Operations Assistant







## Season Preview

## Coaching Staff

## Player Profiles

## Year in Review

### November

S	M	T	W	TH	F	S
				1	2	3
4	5	6	7	8	at Kansas 7 p.m.	10
11	12 Lyon College 7 p.m.	13	14	15 McNeese State 7 p.m.	16	17
18 at Chattanooga 2 p.m.	19 vs. La. Tech 3:30 p.m.	20 vs. Troy 3:30 p.m.	21	22	23	24 at Ill.-Chicago 4 p.m.
25	26 Hannibal-LaGrange 7 p.m.	27	28	29 at New Orleans 6 p.m.	30	

### December

S	M	T	W	TH	F	S
						1 at SE Louisiana 4 p.m.
2	3	4 at Missouri 7 p.m.	5	6	7	8 Central Ark. 5:30 p.m.
9	10	11	12	13	14	15
16	17	18	19 New Orleans 7 p.m.	20	21	22 at UMKC 12:05 p.m.
23	24	25	26	27	28	29 UT Martin* Noon
30	31					

### January

S	M	T	W	TH	F	S
		1	2	3 Austin Peay* 7 p.m.	4	5 Murray State* 5 p.m.
6	7	8	9	10 at Belmont* 7 p.m.	11	12 at Tenn. St.* 7 p.m.
13	14	15	16	17 Morehead State* 7 p.m.	18	19 Tennessee Tech* 7 p.m.
20	21	22	23	24 at SIUE* 7 p.m.	25	26 at Eastern Ill.* 6 p.m.
27	28	29	30	31		

### February

S	M	T	W	TH	F	S
					1	2 Eastern Ky.* 5:30 p.m.
3	4	5	6	7 SIUE* 7 p.m.	8	9 Eastern Ill.* 5:30 p.m.
10	11	12	13	14	15	16 at UT Martin* 6 p.m.
17	18	19	20 at Jacksonville St.* 7 p.m.	21	22	23 ESPN Bracket Buster, TBA
24	25	26	27	28 at Austin Peay* 7 p.m.		

### March

S	M	T	W	TH	F	S
					1	2 at Murray St.* 7:30 p.m.
3	4	5	6 OVC Tourney Nashville, Tenn.	7 OVC Tourney Nashville, Tenn.	8 OVC Tourney Nashville, Tenn.	9 OVC Tourney Nashville, Tenn.
10	11	12	13	14	15	16
17	18	19	20	21	22	23
24	25	26	27	28	29	30
31						

#### Home Games in Bold

All Dates and Times are Subject to change

All Times Central

\* Denotes Ohio Valley Conference Game







# COACHING STAFF

IN THIS SECTION ...

- » Head Coach Dickey Nutt
- » Assistant Coaches
- » Additional Men's Basketball Staff







## Season Preview

## Coaching Staff

## Player Profiles

## Year in Review



**D**ickey Nutt's teams have improved each of his first three seasons at Southeast Missouri and his program has the pieces in place to add to its success in 2012-13.

Nutt's 2011-12 team saw a +5 increase in the win column last season. The Redhawks went 15-16 overall and 9-7 in Ohio Valley Conference play en route to making their second-straight trip to the league's postseason tournament. Southeast's 15 victories marked the most in a season since 2004-05.

The Redhawks, who also registered their first winning conference record in seven years, advanced to the quarterfinals of the OVC Tournament in back-to-back seasons for just the second time in school history.

In addition, last year marked the first season where Southeast had a full roster with Nutt as its coach. The Redhawks spent Nutt's first two years with depleted numbers due to various injuries.

In 2010-11, Nutt led Southeast to its first OVC Tournament appearance since 2006-07. The Redhawks, who played the majority of the season with only eight players, overcame a slow start by going 10-12 in their final 22 games to finish seventh in the conference.

Leon Powell, who led the nation in field goal percentage, became the first All-OVC selection under Nutt. Powell, who was the Redhawks top scorer, rebounder and shot-blocker, earned both Second-Team and All-Newcomer honors that season.

Off the court, Nutt's teams

have enjoyed plenty of academic success, as six of his players graduated. In fact, there is a 96 percent graduation rate for Southeast men's basketball student-athletes beginning their freshman year.

A native of Little Rock, Ark., Nutt took over as the 19th head coach in Southeast men's basketball history on March 12, 2009.

In his debut at Southeast in 2009-10, Nutt began laying the foundation for a turnaround in Redhawk basketball.

Nutt's coaching philosophy is simple – "Win games, recruit young men with outstanding character and graduate young people."

"I believe we are building this program the right way. We are recruiting good young men who take a lot of pride in being Redhawks and want to obtain a degree from this University," said Nutt.

Nutt recorded his first victory at Southeast when the Redhawks snapped a 21-game losing streak at Northern Illinois on Nov. 22, 2009. Southeast finished with seven wins that year, three more than the previous two seasons combined.

Nutt has coached in 469 games in 16 seasons at the NCAA Division I level. He recorded his 200th career victory when Southeast beat UT Martin on Jan. 3, 2011.

He has also had one NCAA Division I statistical champion, two All-OVC picks, three NABC All-District selections, one OVC Medal of Honor recipient and seven OVC Commissioner's Honor Roll honorees as the Redhawks head coach. Not to mention, his 2011-12 team led the OVC in field goal percentage (.475).

Nutt comes from a thick coaching bloodline and brings a level of enthusiasm and passion for basketball that is downright contagious.

Prior to taking the Southeast helm, Nutt spent over two decades at Arkansas State University. He worked as an assistant coach from 1987-95 before serving as head coach from 1995-2008.

Nutt compiled an overall record of 189-187 and 102-101 in the Sun Belt Conference en route to becoming the second-winningest coach in ASU history and posting the second-most career victories in the Sun Belt Conference. He guided the then-Indians to two Sun Belt Conference regular-season titles (1998, 2007) and one Sun Belt Tournament crown (1999). Nutt was named the Sun Belt's Coach of the Year in 1998 and National Basketball Coaches Association District 9 Coach of the Year in 1998 and 1999.

Utilizing his dynamic and congenial personality, strong family background and rich home-grown work ethic, Nutt accomplished what no other coach in ASU history has been able to do -- take the Indians to the NCAA Tournament.

Nutt did just that when he guided ASU to an 18-12 record and its only NCAA Tournament berth in 1999. The Indians lost

to Utah in the first round of the Midwest Regional (New Orleans, La.) that year.

Nutt and his staff claimed three Sun Belt Conference titles. He also saw 10 of his players earn All-Conference honors and five garner All-Tournament accolades in the Sun Belt. In addition, he had at least one player named Sun Belt Conference Player of the Year, Defensive Player of the Year and Newcomer of the Year under his tutelage.

However, Nutt's life isn't all about college basketball. His love for children and dedication to community service has prompted he and his wife, Cathy, to make several charitable donations over the years.

One of the more notable donations they made was in 2001 to the local Jonesboro Parker Community Center gymnasium, a place where area youth can go to play basketball instead of roaming the streets. He and Cathy offered up half the funds if the city would match their donation to help finish those basketball courts.

Nearly 500 children - boys and girls - joined basketball teams at the community center when the project was complete.

Nutt, who is also well-known for his contributions to schools and churches, is an avid speaker at numerous events, camps and clinics.







## Opponents

## This is the OVC

## Records & History

## This is Southeast



ics throughout the Southeast Missouri community and surrounding areas. His effort to sellout the Show Me Center for Southeast's final game of the 2009-10 season drew a season-high home crowd of 5,515 and stirred a great deal of excitement about the future of Redhawk basketball.

Nutt began his collegiate coaching career at Oklahoma State under Leonard Hamilton (current head coach at Florida State) with then-assistants Tim Carter (current head coach at South Carolina State) and Bill Self (current head coach at Kansas). He also played four years for the Cowboys, who, at the time, were members of the Big 8 Conference.

Nutt landed his first head coaching job at Arkansas State in 1995. He was the 14th men's basketball coach in ASU's 80-year basketball history. Before that, he spent eight seasons as the Indians top assistant coach.

Nutt bears one of the most recognizable names in college basketball and comes from one of the nation's most respected sports families.

He is the second of four sons to Houston and Emogene Nutt. Houston Sr., who passed away in the spring of 2005, was the longtime athletic director and basketball coach at the Arkansas

School for the Deaf in Little Rock. Houston Sr., was often seen at athletic events supporting all four sons.

Dickey's oldest brother, Houston, currently works for CBS as a college football in studio analyst. Prior to that, Houston was the head football coach at Ole Miss (2008-11, Murray State (1993-96), Boise State (1997) and Arkansas (1998-2007).

Meanwhile, Danny Nutt was the Razorbacks' running backs coach from 1998-2006 and later worked as Ole Miss' Assistant Athletics Director for Player Development.

Dennis, who previously spent six years as a head coach at Texas State and worked as a scout for the NBA's Charlotte Bobcats, is now the head men's basketball coach at Ouachita Baptist.

The Nutt coaching foursome was featured in an article in Sports Illustrated in 1999.

Dickey is married to the former Cathy Thompson of Oklahoma City and they have two sons, Logan and Lucas, and one daughter, Lexis.

Lucas is currently on the team. Lucas played his final college season with the Redhawks a year ago, while Lexis is a sophomore at Southeast.

### The Dickey Nutt File

#### Born

- June 13, 1959 in Little Rock, Ark.

#### Family

- Married to the former Cathy Thompson of Oklahoma City.
- Two sons: Logan and Lucas.
- One daughter: Lexis.

#### Hobbies

- Enjoys fishing, golf and spending time with family and friends.

#### Education

- Central High School, Little Rock, graduated 1977
- Oklahoma State, Bachelor of Arts in Physical Education, 1982
- Oklahoma State, Master of Science in Athletic Administration, 1984

#### Playing Experience

- Central High School, Little Rock, Ark.  
Basketball: All-State guard, 1974-77  
Football: All-State quarterback 1974-77
- Oklahoma State University, Stillwater, Okla.  
Basketball: Four-year letterman at guard, 1977-82

### Nutt's Year-by-Year Records

Year	School	Assignment	Record	Conf. Finish	Postseason
1982-83	Stillwater H.S.	Assistant	-	-	-
1983-84	Stillwater H.S.	Assistant	-	-	-
1984-85	Stillwater H.S.	Assistant	-	-	-
1985-86	Oklahoma State	Assistant	15-13	-	-
1986-87	Oklahoma State	Assistant	8-20	-	-
1987-88	Arkansas State	Assistant	21-14	-	-
1988-89	Arkansas State	Assistant	20-10	-	-
1989-90	Arkansas State	Assistant	15-13	-	-
1990-91	Arkansas State	Assistant	23-9	-	-
1991-92	Arkansas State	Assistant	17-11	-	-
1992-93	Arkansas State	Assistant	16-12	-	-
1993-94	Arkansas State	Assistant	15-12	-	-
1994-95	Arkansas State	Assistant	8-20	-	-
1995-96	Arkansas State	Head Coach	9-18, 7-11 Sun Belt	t6th	-
1996-97	Arkansas State	Head Coach	15-12, 8-10 Sun Belt	8th	-
1997-98	Arkansas State	Head Coach	20-9, 14-4 Sun Belt	t1st	-
1998-99	Arkansas State	Head Coach	18-12, 9-5 Sun Belt	2nd	NCAA First Round
1999-00	Arkansas State	Head Coach	10-18, 7-9 Sun Belt	6th	-
2000-01	Arkansas State	Head Coach	17-13, 10-6 Sun Belt	t2nd (East)	-
2001-02	Arkansas State	Head Coach	15-16, 5-9 Sun Belt	4th (East)	-
2002-03	Arkansas State	Head Coach	13-15, 6-8 Sun Belt	4th (East)	-
2003-04	Arkansas State	Head Coach	17-11, 7-7 Sun Belt	4th (East)	-
2004-05	Arkansas State	Head Coach	16-13, 7-7 Sun Belt	t3rd (East)	-
2005-06	Arkansas State	Head Coach	12-18, 7-7 Sun Belt	3rd (East)	-
2006-07	Arkansas State	Head Coach	18-15, 11-7 Sun Belt	t1st (East)	-
2007-08*	Arkansas State	Head Coach	9-17, 4-11 Sun Belt	7th (West)	-
2009-10	Southeast Missouri	Head Coach	7-23, 3-15 OVC	9th	-
2010-11	Southeast Missouri	Head Coach	10-22, 6-12 OVC	7th	-
2011-12	Southeast Missouri	Head Coach	15-16, 9-7 OVC	5th	-

\* - Nutt resigned on January 19, 2008 and did not finish the season.

#### Overall Record: 221-248 (16 years)

Record at Southeast Missouri: 32-61, 18-34 Ohio Valley Conference (3 years)

Record at Arkansas State: 189-187, 102-101 Sun Belt Conference (13 years)

#### Record as a college assistant: 158-134 (10 years)

#### Coaching Honors:

1998 Sun Belt Conference Coach of the Year; District 9 Coach of the Year

1999 District 9 Coach of the Year





## Season Preview

## Coaching Staff

## Player Profiles

## Year in Review



**S**outheast Missouri added a heap of experience to its coaching staff with Jessie Evans. Evans officially began his duties as the Redhawks top assistant on July 9, 2012.

Evans will help oversee recruiting and coach the Redhawk post players.

Evans is a former head coach at two Division I programs and has served as an assistant coach at several other notable Division I schools, including Arizona. He assisted Lute Olson for nine years, helping the Wildcats win the 1997 national title. Evans was credited with recruiting some of Arizona's top players.

"I am pleased, excited and honored to work with Coach Nutt and his staff," quoted Evans. "Coach Nutt is one of the most respected coaches in our field. His teams have always been well-prepared, tough-minded, very competitive and athletic. They always seem to enjoy playing the game, sharing the ball and having success."

Evans helped mentor a total of 14 Arizona players that have played in the NBA, including Mike Bibby, Jason Terry, Damon Stoudamire, Khalid Reeves, Chris Mills, Sean Elliott and Sean Rooks. In all, he has recruited and/or coached 26 players who played in the NBA during his career.

"Coach Evans brings a wealth of experience to our program," said Southeast head coach Dickey Nutt. "I've known Coach Evans and we have been friends for nearly 20 years. I have always admired his body of work. His recruiting

background speaks volumes and we welcome his experience."

During his nine years at Arizona, the Wildcats won five then-Pac-10 titles and participated in nine-consecutive NCAA Tournaments. Arizona was also ranked as high as No. 1 in the nation during the 1988-89 and 1990-91 seasons, and No. 2 in 1989-90. The Wildcats reached the Final Four in 1993-94 after winning the NCAA West Regional.

As a part of the Arizona staff, Evans worked primarily with perimeter players and overall defense, while also being involved with scouting, athlete counseling and academics.

Evans' recruiting resulted in a great deal of on-court success, with his recruiting classes consistently ranking among the nation's best. His 1996 class was ranked in the top-five nationally by virtually every national recruiting service.

Most recently, however, Evans went 45-57 in nearly four seasons (2004-07) at the San Francisco helm. He coached just 12 games during the 2007-08 campaign before taking a leave of absence. In his last full season, the Dons tied for third in the West Coast Conference with an 8-6 record.

Prior to that, Evans won four regular-season Sun Belt Conference championships and two Sun Belt tournament titles at Louisiana-Lafayette. He compiled a 132-81 record in seven seasons (1997-2004). The Ragin' Cajuns also made two NCAA Tournament appearances, garnered two NIT berths and won at least 20 games four times under Evans.

Evans has an overall coaching record of 177-138.

In addition to Arizona, Evans also worked as an assistant at Minnesota, San Diego State, Texas and Wyoming.

Evans was an All-State basketball player, playing four years with the varsity team at Pontiac Central High School. He attended Eastern Michigan University, where he played for four seasons before earning his bachelor's degree in 1972 and master's degree in 1980.

Following his collegiate career, Evans served as player-coach with the Flint Pros in the Continental Basketball Association for one year in 1972-73 before taking the head coaching position at Flint Northwestern High School. He guided that team to a three-year record of 57-18, a state runner-up finish in 1975 and a Saginaw Valley title in 1976.

In his five years at Minnesota, the Gophers averaged 20 wins per year and claimed the Big Ten title

in 1981. He coached and helped recruit such notables as Kevin McHale, Mychal Thompson, Trent Tucker and Randy Breuer during that time.

Evans left Minnesota for two seasons at San Diego State, where he helped develop future NBA standout Michael Cage, and followed that with a two-year stint at Wyoming. He helped guide the Cowboys to the WAC title and to the 1986 NIT finals while coaching standouts Fennis Dembo and Eric Leckner.

He left Wyoming in 1986 to join the staff at Texas, where he coached Lance Blanks and Travis Mays, before joining the Arizona staff in April 1988 following UA's Final Four trip that year.

Evans and his wife Nancy, a former counselor, have a daughter Jayda, a sportswriter with the Seattle Times, and a son Jarret, who played two years at Louisiana-Lafayette.

### Jessie Evans File

#### Born

- October 24, 1955 in Lebanon, Tenn.

#### Family

- Wife: Nancy
- Daughter: Jayda
- Son: Jarret

#### Education

- Pontiac Central High School (Pontiac, Mich.)
- B.A., Eastern Michigan, 1972
- M.A., Eastern Michigan, 1980

#### Playing Experience

- Four-year letterman at Eastern Michigan (1968-72)

#### Coaching History

- San Francisco, Head Coach (2004-2007), Record: 45-57
- Louisiana-Lafayette, Head Coach (1997-2004), Record: 132-81
- Arizona, Assistant Coach (1988-1997)
- Texas, Assistant Coach (1986-1988)
- Wyoming, Assistant Coach (1984-1986)
- San Diego State, Assistant Coach (1982-1984)
- Minnesota, Assistant Coach (1976-1981)
- Flint Northwestern High School, Head Coach (1974-1976)
- Flint Pros (CBA), Player/Coach (1972-1973)





## Opponents

## This is the OVC

## Records & History

## This is Southeast



### Jamie Rosser File

#### Born

- Born August 7, 1978 in Memphis, Tenn.

#### Family

- Wife: Crystal
- Daughter: Jada (10)

#### Education

- Overton High School
- Arkansas State, graduated in 2001

#### Playing Experience

- Starting point guard at Overton High School
- Started college basketball playing career at Northwest Community College, where he was rated as the top junior college point guard in the nation.
- Transferred to Arkansas State in 1999-2000. Played two seasons under Dickey Nutt at ASU.
- Played one year of professional basketball in Lithuania.

#### Coaching History

- Southeast Missouri, Assistant Coach (2009-present)
- Overton High School, Head Girls Basketball Coach (2007-2009)
- Memphis Magic AAU team

Jamie Rosser is in his fourth year as an assistant coach at Southeast Missouri.

Rosser is in charge of scouting and academic performance. He also serves as the Redhawks co-recruiting coordinator and helps coach the Southeast guards.

A native of Memphis, Tenn., Rosser played a big part in signing highly-touted Nino Johnson. Johnson was rated a four-star recruit by ESPN's college basketball website. A native of Memphis, Tenn., Johnson played at White Station High School, a respective perennial prep program.

Rosser coached one NABC All-District selection during his time at Southeast. Marland Smith, a second-team pick, ranked second on the team and 15th in the Ohio Valley Conference in scoring with 12.3 points per game in 2011-12. Smith has also scored over 1,000 career points and ranks among the school's all-time career leaders in scoring and three-point field goals made.

Two other guards, including Nick Niemczyk and Marcus Brister, were among the Redhawks top-five scorers in 2011-12, as well. Niemczyk was fourth with 9.2 points per game, while Brister finished fifth with 7.5 points per contest.

Rosser played guard under Dickey Nutt at Arkansas State from 1999-2001.

He averaged 9.5 points, 2.7 rebounds and 2.9 assists per game in 58 career games with the Red Wolves. Rosser also averaged 11.4 points per contest as a senior in

2000-01.

Rosser spent two years as head girls basketball coach at Overton High School in Memphis. He guided Overton to a District championship in 2009. The Lady Wolverines were also City and Regional runner-ups that year. Rosser, who earned Coach-of-the-Year honors in both 2008 and 2009 was set to coach Overton's boys and girls teams before accepting his first Division I coaching job at Southeast Missouri State.

Rosser was the starting point guard as a prep at Overton High School. He started his college basketball playing career at Northwest Community College, where he was rated as the top junior college point guard in the nation. Rosser transferred to Arkansas State in 1999-2000 and later played one year of professional basketball in Lithuania.

In addition, Rosser coached the Memphis Magic AAU team for 16 and 17-year old players. He guided the Magic to a 17-7 record that season.

Rosser is a 2001 graduate of Arkansas State. He and his wife, Crystal, have one daughter, Jada (10).





## Season Preview

## Coaching Staff

## Player Profiles

## Year in Review



Jon Cremins, a nephew of long-time successful college coach Bobby Cremins, is in his first year as an assistant coach at Southeast Missouri.

Cremins completed this year's coaching staff when he was hired Aug. 7, 2012. He will assist with recruiting and coaching the perimeter among other duties.

A native of Roswell, Ga., Cremins spent the last two seasons on his uncle's staff at the College of Charleston.

Prior to that, he served as an assistant and teacher during the 2009-10 school year at South Forsyth High School in Cumming, Ga. His coaching career also includes a stint as a graduate assistant men's basketball coach at his alma mater, Valdosta State University, from 2007-09 and working part-time in ticket sales and marketing at the school from 2005-07.

While at VSU, Cremins' duties included working with the team's

guards during practices as well as tracking the academic progress of his student-athletes. Additionally, he helped with the program's tape exchange program, produced scouting tapes for the Blazer coaches and players, assisted with offseason individual workouts and both on- and off-campus recruiting.

Cremins' on-the-court experience has been enhanced by working numerous basketball camps during the summer months, including the Florida State Basketball Camp in 2008, the Georgia State Basketball Camp in 2007 and the Blessed Trinity (High School) Summer League Camp in 2006 and 2007.

Cremins earned his bachelor's degree in history from Valdosta State in 2007. He then earned his master's degree in public administration there in 2009. Cremins was also a member of Sigma Nu and served as chair of the fraternity's philanthropy projects in the community.

## Additional Men's Basketball Staff



### Jon Cremins File

#### Born

- August 12, 1988 in Roswell, Ga.

#### Education

- Bachelor's in History, Valdosta State, 2007
- Master's in Public Administration, Valdosta State, 2009

#### Coaching History

- College of Charleston, Assistant Coach (2010-2012)
- Forsyth High School, Assistant Coach (2009-2010)
- Valdosta State, Graduate Assistant (2007-2009)

#### Other Experience

- Florida State Basketball Camp (2008)
- Georgia State Basketball Camp (2007)
- Blessed Trinity High School Summer League Camp (2006-2007)



A photograph of three basketball players sitting on a bench. They are wearing white jerseys with red and black trim. The player on the left is looking towards the right. The player in the middle is looking forward. The player on the right is looking towards the right. In the background, a crowd of spectators is visible, many wearing red clothing.

# PLAYER PROFILES

IN THIS SECTION ...

- » Returnees
- » Newcomers
- » Returning Player Statistics







## Season Preview

## Coaching Staff

## Player Profiles

## Year in Review

1




### NINO JOHNSON

Forward

6-8 • 230 • Sophomore (2)

Memphis, Tenn.

White Station H.S.



► **2011-12:** Selected as the Preseason Ohio Valley Conference Freshman of the Year by College Sports Madness...Played in 26 games off the bench... Averaged 2.2 points and 1.9 rebounds per game... Scored 11 points in each of his first two contests of the season...Shot 58.8 percent (20-of-34) from the field...Contributed 7.8 minutes per game...Hit a season-high 5-of-7 field goals and 1-of-2 free throws against both No. 25 Missouri (11/11) and Harris-Stowe (11/14)...Pulled down seven rebounds in 22 minutes against the Tigers...Tied for third on the team with eight blocks...Finished with two blocks vs. Harris-Stowe (11/14) and Austin Peay (1/26)...Saw action in 14 OVC games.

► **Prep:** Was ranked as the nation's No. 17 high school power forward by ESPN's college basketball recruiting website...ESPN also rated him as a four-star recruit on a five-star scale...Physical specimen, who also received scholarship offers from Auburn, Cincinnati, Charlotte, DePaul, Georgia Tech and Mississippi...Three-year starter at perennial national power White Station High School...Played at Melrose High School before transferring to White Station prior to his junior season...Helped lead White Station to a 30-7 record in 2010-11, the Spartans 16th-consecutive season with 20 or more wins...Averaged 12 points and seven rebounds en route to leading his team to a 28-9 record and Tennessee Class AAA runner-up finish as a junior...That squad featured guard Joe Jackson, who scored 3,451 points in a decorated prep career before joining the Memphis Tigers program...Carried a 3.5 GPA...Also played football.

► **Personal:** Born January 15, 1993...Undecided on his major...Son of Tina Johnson and Ron Shields...Was among 300 participants chosen to attend the NCAA Regional Career in Sports Forum in Kansas City, Mo., on Oct. 5-7, 2012.

### Johnson's Game-by-Game Statistics

2011-12	FG	3P	FT	O/D	REB	F	PTS	A	TO	B	S	M
at Missouri	5-7	0-0	1-2	3/4	7	2	11	1	2	1	1	22
Harris-Stowe	5-7	0-0	1-2	1/4	5	1	11	5	2	2	0	18
at Bradley	1-1	0-0	0-0	0/1	1	4	2	0	0	0	1	14
at Oregon	1-1	0-0	2-4	1/3	4	2	4	0	2	0	0	14
Hannibal-LaGrange	0-1	0-0	3-5	2/1	3	0	3	1	0	1	1	16
Miami (Ohio)	2-4	0-0	0-0	0/4	4	2	4	0	0	0	0	13
at Arkansas State	2-3	0-0	0-0	0/3	3	2	4	1	1	0	0	13
SE Louisiana	0-0	0-0	0-0	0/0	0	1	0	1	1	0	1	3
at Central Arkansas	0-0	0-0	0-0	0/0	0	0	0	0	0	0	0	1
UMKC	0-0	0-0	0-0	0/0	0	1	0	1	0	0	0	3
SMU	0-1	0-0	0-0	0/0	0	1	0	0	0	0	1	5
at Sacramento State	DNP	-	-	-	-	-	-	-	-	-	-	-
Morehead State	DNP	-	-	-	-	-	-	-	-	-	-	-
Jacksonville State	0-0	0-0	1-2	0/2	2	1	1	0	0	0	0	1
at UT Martin	DNP	-	-	-	-	-	-	-	-	-	-	-
at Eastern Kentucky	0-1	0-0	0-0	0/0	0	0	0	0	1	0	0	4
SIU Edwardsville	0-0	0-0	0-0	0/0	0	0	0	0	0	0	0	1
Eastern Illinois	0-0	0-0	0-0	1/0	1	0	0	1	0	0	0	3
at Tennessee Tech	1-1	0-0	0-0	0/0	0	1	2	0	0	0	0	1
Austin Peay	0-0	0-0	0-0	0/1	1	3	0	0	2	2	0	10
at Eastern Illinois	0-0	0-0	0-0	0/1	1	3	0	0	1	0	0	6
at Murray State	0-0	0-0	0-0	0/1	1	1	0	0	0	1	0	2
Tennessee State	1-1	0-0	2-2	2/1	3	2	4	2	2	1	0	11
UT Martin	2-2	0-0	2-3	2/2	4	0	6	0	2	0	0	11
at SIU Edwardsville	0-0	0-0	0-0	0/0	0	0	0	0	1	0	0	2
Murray State	0-1	0-0	1-2	0/2	2	0	1	0	2	0	1	10
at McNeese State	0-2	0-0	0-0	2/2	4	0	0	0	1	0	0	7
at Jacksonville State	0-1	0-0	2-4	2/1	3	0	2	0	1	0	1	9
at Austin Peay	0-0	0-0	1-2	0/0	0	0	1	0	0	0	0	2
<b>Totals</b>	<b>20-34</b>	<b>0-0</b>	<b>16-28</b>	<b>16/33</b>	<b>49</b>	<b>27</b>	<b>56</b>	<b>13</b>	<b>21</b>	<b>8</b>	<b>7</b>	<b>202</b>

### Johnson's Career-Highs at Southeast Missouri

Points.....	11	2x, last vs. Harris-Stowe (11/14/11)
Total Rebounds.....	7	at Missouri (11/11/11)
Offensive.....	3	at Missouri (11/11/11)
Defensive.....	4	3x, last vs. Miami (Ohio) (11/26/11)
FG Made.....	5	2x, last vs. Harris-Stowe (11/14/11)
FG Attempted.....	7	2x, last vs. Harris-Stowe (11/14/11)
3-Point FG Made.....	-	-
3-Point FG Attempted.....	-	-
FT Made.....	3	vs. Hannibal-LaGrange (11/23/11)
FT Attempted.....	5	vs. Hannibal-LaGrange (11/23/11)
Assists.....	5	vs. Harris-Stowe (11/14/11)
Blocks.....	2	2x, last vs. Austin Peay (1/26/12)
Steals.....	1	7x, last at Jacksonville State (2/23/12)
Minutes.....	22	at Missouri (11/11/11)

### Career Statistics at Southeast Missouri

Overall																			
Season	G-GS	Min	Avg	FG-FGA	Pct	3FG-3FGA	Pct	FT-FTA	Pct	Off	Def	Tot	Avg	PF	FO	A	TO	Blk	Stl
2011-12	26-0	202	7.8	20-34	.588	0-0	.000	16-28	.571	16	33	49	1.9	27	0	13	21	8	7
Conference Only																			
Season	G-GS	Min	Avg	FG-FGA	Pct	3FG-3FGA	Pct	FT-FTA	Pct	Off	Def	Tot	Avg	PF	FO	A	TO	Blk	Stl
2011-12	14-0	73	5.2	4-7	.571	0-0	.000	9-15	.600	7	11	18	1.3	11	0	3	12	4	2

## ► Returnees





1 NINO JOHNSON





## Season Preview


## Coaching Staff

## Player Profiles

## Year in Review

### 3 NICK NIEMCZYK

Guard  
6-1 • 185 • Senior (5)  
Bell City, Mo.  
Bell City H.S./Three Rivers CC



► **2011-12:** Named to the National Association of Basketball Coaches (NABC) Honors Court for the second-straight year...Southeast's fourth-leading scorer with 9.2 points per game in 26 games and 20 starts...Ranked second on the team with 46 three-point field goals made and 22 steals...Dished 53 assists and shot a team-best 90.9 percent (20-of-22) at the free throw line...Returned to the starting lineup vs. UT Martin (2/9) after missing five games due to a concussion...Named Ohio Valley Conference Newcomer of the Week (11/28)...Pitched in double figures 10 times...Scored a career-high 22 points and had a game-high four steals vs. Hannibal-LaGrange (11/23)...Three days later, he dropped in 18 points in his first career start vs. Miami (Ohio) (11/26)...Made 8-of-14 field goals in 27 minutes en route to scoring over 20 points for the first time in his career vs. Hannibal-LaGrange (11/23)...Is fourth on the team in scoring with 9.1 points per game...Knocked down a jumper to give Southeast its first lead of the game vs. Miami (Ohio) (11/26)...Drained a career-high four three-pointers at Sacramento State (12/22) and vs. SIU Edwardsville (1/12)...Scored 11 points in 33 minutes at SIU Edwardsville (2/11)...Ranked 11th in the OVC in three-point field goals made...Averaged 9.6 points per game in league play and hit 25 of his three-pointers against OVC opponents...Led the team in scoring on two occasions...OVC Medal of Honor recipient and was among those named to the OVC Commissioner's Honor Roll...Southeast Scholar-Athlete.

► **2010-11:** Named to the NABC Honors Court with a 3.5 GPA...Played in five games before his season was cut short due to a knee injury...Was later granted a medical redshirt...Averaged 13.4 points per game off the bench and ranked second on the team in scoring during that span...Scored double figures off the bench four times...Led Southeast with 19 points in his first career NCAA Division I game at UAB (11/13)...Three days later, he pitched in 13 points at Florida Gulf Coast (11/16)...Made 13 three-pointers and shot a team-high 43.3 percent (13-of-30) from behind the arc...Knocked down 8-of-10 free throws (80 pct.) and averaged 31.4 minutes per contest.

► **Three Rivers CC:** Was among the top players for a Three Rivers Community College team which finished second at the National Junior College

Tournament in 2009-10...Suffered a torn ACL in the national semifinals and missed the title game...Averaged 13 points in three games and registered a 25-point performance vs. Monroe College in postseason play prior to his injury...Received the Charles Seshier Sportsmanship Award and earned All-Region 16 honors...Garnered All-Conference laurels...Averaged 12.3 points per game and ranked second on the team in free throw percentage (.781)...Shot 42.6 percent from three-point range, with a team-high 49 three-point field goals made...Also averaged 2.2 assists and 1.7 steals...Ranked among the region's leaders in scoring, free throw shooting, three-point shooting, assists and steals...Contributed four points per game off the bench as a freshman...Played for legendary head coach Gene Bess.

► **Prep:** Averaged close to 30 points a game and garnered All-State honors as a senior at Bell City High School...Two-time All-State and All-Region pick...Earned All-Conference and All-District honors three years...Was the Stoddard County Player of the Year and landed a spot on the *Southeast Missourian* Dream Team.

► **Personal:** Born May 30, 1990...Majoring in General Studies...Son of Pat and Rhonda Niemczyk...His father, Pat, played basketball at Southeast in 1979-80 after also competing for Three Rivers Community College.

### Niemczyk's Career-Highs at Southeast Missouri

Points.....	22	vs. Hannibal-LaGrange (11/23/11)
Total Rebounds.....	6	3x, last vs. Miami (Ohio) (11/26/11)
Offensive.....	2	vs. Grambling State (11/22/10)
Defensive.....	6	3x, last vs. Miami (Ohio) (11/26/11)
FG Made.....	8	2x, last at McNeese State (2/18/12)
FG Attempted.....	16	at McNeese State (2/18/12)
3-Point FG Made.....	4	2x, last vs. SIU Edwardsville (1/12/12)
3-Point FG Attempted.....	9	at Eastern Kentucky (1/7/12)
FT Made.....	4	2x, last vs. Hannibal-LaGrange (11/23/11)
FT Attempted.....	4	4x, last vs. Miami (Ohio) (11/26/11)
Assists.....	6	vs. SIU Edwardsville (1/12/12)
Blocks.....	1	3x, last vs. Tennessee Tech (3/1/12)
Steals.....	4	2x, last at Central Arkansas (12/5/11)
Minutes.....	39	vs. SIU Edwardsville (1/12/12)

### Career Statistics at Southeast Missouri

		Overall																			
Season	G-GS	Min	Avg	FG-FGA	Pct	3FG-3FGA	Pct	FT-FTA	Pct	Off	Def	Tot	Avg	PF	FO	A	TO	Blk	Stl	Pts	Avg
2010-11	5-0	157	31.4	23-57	.404	13-30	.433	8-10	.800	3	15	18	3.6	14	0	7	9	0	3	67	13.4
2011-12	26-20	687	26.4	87-215	.405	46-125	.368	20-22	.909	4	60	64	2.5	55	1	53	24	3	22	240	9.2
Totals	31-20	844	27.2	110-272	.404	59-155	.381	28-32	.875	7	75	82	2.6	69	1	60	33	3	25	307	9.9
		Conference Only																			
Season	G-GS	Min	Avg	FG-FGA	Pct	3FG-3FGA	Pct	FT-FTA	Pct	Off	Def	Tot	Avg	PF	FO	A	TO	Blk	Stl	Pts	Avg
2011-12	11-11	341	31.0	37-92	.402	25-63	.397	7-8	.875	2	30	32	2.9	25	1	27	9	1	8	106	9.6

## ► Returnees



## Niemczyk's Game-by-Game Statistics

2011-12	FG	3P	FT	O/D	REB	F	PTS	A	TO	B	S	M
at Missouri	1-2	0-1	0-0	0/1	1	3	2	2	2	0	0	10
Harris-Stowe	1-5	1-5	0-0	0/6	6	0	3	2	0	1	0	19
at Bradley	0-0	0-0	0-0	0/1	1	1	0	3	0	0	0	5
at Oregon	3-6	1-4	0-0	0/0	0	0	7	0	0	0	0	14
Hannibal-LaGrange	8-14	2-6	4-4	0/4	4	3	22	1	1	0	4	27
Miami (Ohio)*	6-11	3-6	3-4	0/6	6	2	18	1	0	0	0	34
at Arkansas State*	4-11	2-5	2-2	0/0	0	2	12	2	1	0	1	26
SE Louisiana*	0-3	0-1	0-0	0/1	1	1	0	2	2	0	0	16
at Central Arkansas*	3-11	1-3	0-0	0/1	1	4	7	3	3	0	4	32
UMKC	1-5	0-3	0-0	0/1	1	2	2	2	1	0	1	20
SMU*	3-8	2-5	0-0	0/2	2	2	8	1	2	0	0	25
at Sacramento State*	5-14	4-8	0-0	1/1	2	2	14	2	0	0	1	35
Morehead State*	4-8	3-6	2-2	0/5	5	2	13	0	0	0	1	30
Jacksonville State*	2-8	2-7	0-0	0/3	3	2	6	3	0	0	0	29
at UT Martin*	6-12	3-6	1-1	0/5	5	0	16	3	2	0	0	33
at Eastern Kentucky*	3-10	2-9	0-0	0/2	2	3	8	2	1	0	1	37
SIU Edwardsville*	6-11	4-7	1-1	1/3	4	2	17	6	0	0	0	39
Eastern Illinois*	3-8	2-6	1-2	1/3	4	3	9	1	2	1	2	37
at Tennessee Tech	DNP	-	-	-	-	-	-	-	-	-	-	-
Austin Peay	DNP	-	-	-	-	-	-	-	-	-	-	-
at Eastern Illinois	DNP	-	-	-	-	-	-	-	-	-	-	-
at Murray State	DNP	-	-	-	-	-	-	-	-	-	-	-
Tennessee State	DNP	-	-	-	-	-	-	-	-	-	-	-
UT Martin*	2-7	2-6	0-0	0/2	2	3	6	1	0	0	1	25
at SIU Edwardsville*	4-9	3-7	0-0	0/3	3	1	11	5	1	0	1	33
Murray State*	3-6	0-1	0-0	0/3	3	2	6	3	1	0	1	29
at McNeese State*	8-16	2-7	0-0	0/4	4	2	18	1	0	0	1	35
at Jacksonville State*	3-6	3-4	0-0	0/0	0	5	9	3	0	0	0	18
at Austin Peay*	1-7	1-4	2-2	0/1	1	2	5	0	2	0	1	31
vs. Eastern Kentucky*	1-3	1-2	2-2	0/0	0	4	5	1	1	0	0	16
vs. Tennessee Tech*	6-14	2-6	2-2	1/2	3	2	16	3	2	1	2	32
<b>Totals</b>	<b>87-215</b>	<b>46-125</b>	<b>20-22</b>	<b>4/60</b>	<b>64</b>	<b>55</b>	<b>240</b>	<b>53</b>	<b>24</b>	<b>3</b>	<b>22</b>	<b>687</b>

2010-11	FG	3P	FT	O/D	REB	F	PTS	A	TO	B	S	M
at UAB	6-10	3-5	4-4	0/6	6	2	19	4	3	0	0	34
at Florida Gulf Coast	4-15	3-7	2-2	0/2	2	4	13	1	1	0	1	30
at UMKC	3-7	2-4	0-0	0/3	3	0	8	1	0	0	1	29
Grambling	6-14	3-7	0-0	2/3	5	4	15	0	5	0	0	37
at Arkansas	DNP	-	-	-	-	-	-	-	-	-	-	-
Arkansas State	4-11	2-7	2-4	1/1	2	4	12	1	0	0	1	27
Austin Peay	DNP	-	-	-	-	-	-	-	-	-	-	-
Tennessee State	DNP	-	-	-	-	-	-	-	-	-	-	-
at Iowa State	DNP	-	-	-	-	-	-	-	-	-	-	-
at Southern Illinois	DNP	-	-	-	-	-	-	-	-	-	-	-
Hannibal-LaGrange	DNP	-	-	-	-	-	-	-	-	-	-	-
at Jacksonville State	DNP	-	-	-	-	-	-	-	-	-	-	-
at Tennessee Tech	DNP	-	-	-	-	-	-	-	-	-	-	-
at SMU	DNP	-	-	-	-	-	-	-	-	-	-	-
UT Martin	DNP	-	-	-	-	-	-	-	-	-	-	-
Eastern Illinois	DNP	-	-	-	-	-	-	-	-	-	-	-
Morehead State	DNP	-	-	-	-	-	-	-	-	-	-	-
Eastern Kentucky	DNP	-	-	-	-	-	-	-	-	-	-	-
at UT Martin	DNP	-	-	-	-	-	-	-	-	-	-	-
at Murray State	DNP	-	-	-	-	-	-	-	-	-	-	-
Jacksonville State	DNP	-	-	-	-	-	-	-	-	-	-	-
Tennessee Tech	DNP	-	-	-	-	-	-	-	-	-	-	-
at Eastern Illinois	DNP	-	-	-	-	-	-	-	-	-	-	-
at SIU Edwardsville	DNP	-	-	-	-	-	-	-	-	-	-	-
at Eastern Kentucky	DNP	-	-	-	-	-	-	-	-	-	-	-
at Morehead State	DNP	-	-	-	-	-	-	-	-	-	-	-
Murray State	DNP	-	-	-	-	-	-	-	-	-	-	-
Sacramento State	DNP	-	-	-	-	-	-	-	-	-	-	-
at Tennessee State	DNP	-	-	-	-	-	-	-	-	-	-	-
at Austin Peay	DNP	-	-	-	-	-	-	-	-	-	-	-
vs. Eastern Kentucky	DNP	-	-	-	-	-	-	-	-	-	-	-
vs. Austin Peay	DNP	-	-	-	-	-	-	-	-	-	-	-
<b>Totals</b>	<b>23-57</b>	<b>13-30</b>	<b>8-10</b>	<b>3/15</b>	<b>18</b>	<b>14</b>	<b>67</b>	<b>7</b>	<b>9</b>	<b>0</b>	<b>3</b>	<b>157</b>

\* - Indicates Game Started





## Season Preview


## Coaching Staff

## Player Profiles

## Year in Review

13

**LUCAS NUTT**  
Guard  
6-1 • 180 • Junior (4)  
Jonesboro, Ark.  
Jonesboro H.S.



► **2011-12:** Led the Ohio Valley Conference in assist/turnover ratio (96/43, 2.2 ratio) and ranked eighth among the league's individual leaders in assists (3.1 apg)...Played in 31 games and made 16 starts...Averaged 5.1 points and 1.2 rebounds...Ranked second on the team with 93 assists...Knocked down 22 three-pointers and was the team's second-best free throw shooter (52-of-61, .852)...Made the game-winning free throw with 3.3 seconds left at Sacramento State (12/22)...Scored double figures in four games and registered a season-high 15 vs. Hannibal-LaGrange (11/23)...Knocked down a season-high four 3-pointers and scored 14 points vs. Tennessee State (2/4)...Dished out four or more assists on nine occasions with a season-high 11 vs. Eastern Kentucky (2/29)...Buried 5-of-6 free throws down the stretch to help Southeast secure its win against Miami (Ohio) (11/16)...Played a season-high 36 minutes vs. Eastern Kentucky (2/29)...Hit two free throws with 21 seconds left to ice Southeast's win over Austin Peay (1/26)...Made a season-high 6-of-6 free throws vs. Murray State (2/15).

► **2010-11:** One of five players to average double figures, ranking fifth on the team in scoring with 10 points per game...Ranked fourth in scoring among all freshmen in the Ohio Valley Conference...Started 26 of 32 games...Started each of the last 21 games of the season...Led the team with 112 assists and ranked third with 21 steals...Ranked second on the team with 47 three-point field goals made...Southeast's top free throw shooter, making 96-of-117 attempts for a 82.1 percent clip...Ranked fifth on the team in minutes played, averaging 29.8...Held a streak of 22-consecutive free throws before missing on his third attempt of the Morehead State (2/12) game...Two-time OVC Freshman of the Week (12/20, 1/10)...Scored double figures in 15 of his last 18 starts...Posted his second career double-double with 16 points and 10 assists at Jacksonville State (12/19)...Also made a perfect 9-of-9 free throws against the Gamecocks...Scored a career-high 22 points and dished out six assists vs. UT Martin (1/3)...Five days later, he scored 15 points and added nine assists vs. Eastern Illinois (1/8)...Ranked among the top OVC individuals in scoring (30th), assists (5th), three-point field goal percentage (4th, 40.5 pct.) and assist/turnover ratio (7th, 1.4)...Pitched in eight points and grabbed five rebounds in first career start at Arkansas (11/24)...Did not

turn the ball over in 23 minutes at UMKC (11/20)...Drained a three-pointer with 18:41 left in the first half to give Southeast its only lead at Iowa State (12/6)...Averaged 11.8 points per game against conference foes...Had five or more assists in a team-high 10 contests.

► **2009-10:** Played in nine games before suffering a season-ending injury (broken foot)...Was later granted a medical redshirt...Averaged 4.9 points per game, dished out 33 assists and had 10 steals...Led the OVC and ranked 35th in the nation in assist/turnover ratio (33/12, 2.8 ratio) at the time of his injury...Recorded a double-double 10 points and 12 assists in a season-high 27 minutes off the bench against Williams Baptist (12/12)...Registered season-highs in field goals made (4), three-pointers made (2), assists (12) and steals (4) against Williams Baptist (12/12)...Made a three-pointer with six seconds left to send Southeast's game against Austin Peay (12/3) to overtime...Pitched in a season-high 11 points off the bench against the Governors...Also made 6-of-7 free throws and gave the Redhawks a two-point lead in that game...Scored two points in nine minutes off the bench in his Southeast debut at Northern Illinois (11/22).

► **Prep:** Led Jonesboro High School with a 17.7 points per game average...His team finished 16-12 overall and made it to the first round of the Class 6A State Tournament...Garnered All-State and All-Conference honors and was named his team's Most Valuable Player...Also played football.

► **Personal:** Born August 16, 1990...Majoring in General Studies...Son of Dickey and Cathy Nutt...His older brother, Logan, and sister, Lexis, also attend Southeast...His uncle, Houston Nutt, currently works for CBS as a college football in studio analyst.

### Nutt's Career-Highs at Southeast Missouri

Points.....	22	vs. UT Martin (1/3/11)
Rebounds.....	5	2x, last vs. Tennessee State (12/4/10)
Offensive.....	2	4x, last at Eastern Kentucky (2/10/11)
Defensive.....	4	4x, last vs. Eastern Kentucky (3/2/11)
FG Made.....	6	vs. UT Martin (1/3/11)
FG Attempted.....	14	vs. UT Martin (1/3/11)
3-Point FG Made.....	4	vs. Morehead State (1/13/11)
3-Point FG Attempted.....	7	3x, last at Austin Peay (2/26/11)
FT Made.....	9	2x, last vs. Tennessee Tech (1/29/11)
FT Attempted.....	10	2x, last vs. Tennessee Tech (1/29/11)
Assists.....	12	vs. Williams Baptist (12/12/09)
Blocks.....	1	vs. Hannibal-LaGrange (11/23/11)
Steals.....	4	vs. Williams Baptist (12/12/09)
Minutes.....	40	at Tennessee State (2/24/11)

### Career Statistics at Southeast Missouri

Overall																					
Season	G-GS	Min	Avg	FG-FGA	Pct	3FG-3FGA	Pct	FT-FTA	Pct	Off	Def	Tot	Avg	PF	FO	A	TO	Blk	Stl	Pts	Avg
2009-10	9-0	144	16.0	14-34	.412	7-14	.500	9-11	.818	2	8	10	1.1	12	0	33	12	0	10	44	4.9
2010-11	32-26	954	29.8	88-209	.421	47-116	.405	96-117	.821	15	58	73	2.3	63	0	112	80	0	21	319	10.0
2011-12	31-16	664	21.4	42-120	.350	22-71	.310	52-61	.852	5	33	38	1.2	56	1	96	43	1	13	158	5.1
Totals	72-42	1762	24.5	144-363	.397	76-201	.378	157-189	.831	22	99	121	1.7	131	1	241	135	1	44	521	7.2
Conference Only																					
Season	G-GS	Min	Avg	FG-FGA	Pct	3FG-3FGA	Pct	FT-FTA	Pct	Off	Def	Tot	Avg	PF	FO	A	TO	Blk	Stl	Pts	Avg
2009-10	2-0	32	16.0	3-7	.429	2-4	.500	6-7	.857	0	3	3	1.5	6	0	6	2	0	2	14	7.0
2010-11	18-17	587	32.6	59-140	.421	32-77	.416	63-78	.808	9	29	38	2.1	33	0	67	55	0	14	213	11.8
2011-12	16-4	289	18.1	19-46	.413	10-26	.385	28-30	.933	3	20	23	1.4	31	1	38	19	0	6	76	4.8
Totals	36-21	908	25.2	81-193	.420	44-107	.411	97-115	.843	12	52	64	1.8	70	1	111	76	0	22	303	8.4

## ► Returnees



## Nutt's Game-by-Game Statistics

2011-12	FG	3P	FT	O/D	REB	E	PTS	A	TO	B	S	M
at Missouri*	2-6	1-4	0-0	0/1	1	2	5	2	1	0	1	31
Harris-Stowe*	2-5	1-4	0-0	0/2	2	1	5	4	0	0	0	22
at Bradley*	0-4	0-3	0-0	0/0	0	2	0	2	0	0	1	29
at Oregon*	1-4	0-2	3-4	0/0	0	2	5	2	3	0	0	21
Hannibal-LaGrange*	5-8	2-4	3-4	0/1	1	1	15	4	4	1	1	28
Miami (Ohio)*	1-7	1-5	5-6	0/1	1	2	8	3	0	0	1	27
at Arkansas State*	4-11	3-5	2-2	0/2	2	2	13	2	2	0	0	29
SE Louisiana*	0-1	0-1	2-2	0/0	0	2	2	1	2	0	0	8
at Central Arkansas*	0-1	0-1	0-0	0/0	0	3	0	5	2	0	1	22
UMKC*	1-6	1-3	0-0	0/0	0	1	3	2	3	0	0	23
SMU	1-4	0-3	4-4	0/1	1	2	6	1	1	0	1	16
at Sacramento State	1-5	0-4	1-2	1/3	4	3	3	8	0	0	0	26
Morehead State	0-0	0-0	2-2	0/1	1	2	2	2	2	0	0	15
Jacksonville State	1-1	1-1	4-4	0/1	1	1	7	1	3	0	0	16
at UT Martin	0-0	0-0	0-0	0/2	2	0	0	5	1	0	0	12
at Eastern Kentucky	0-0	0-0	0-0	0/0	0	1	0	1	0	0	0	7
SIU Edwardsville	0-1	0-1	0-0	0/1	1	0	1	0	0	0	0	8
Eastern Illinois	1-5	1-3	3-4	0/2	2	2	6	7	2	0	0	22
at Tennessee Tech	2-4	1-3	0-0	0/0	0	4	5	0	2	0	0	31
Austin Peay*	2-5	1-1	3-4	0/2	2	3	8	1	2	0	0	27
at Eastern Illinois*	0-3	0-3	0-0	1/1	2	0	0	3	2	0	1	30
at Murray State*	3-7	0-2	0-0	0/1	1	4	6	3	2	0	2	29
Tennessee State*	4-8	4-6	2-2	1/1	2	4	14	4	1	0	0	21
UT Martin	3-4	1-1	2-2	0/2	2	0	9	3	0	0	1	11
at SIU Edwardsville	0-2	0-2	2-2	0/1	1	2	2	1	0	0	0	10
Murray State	2-2	1-1	6-6	0/1	1	2	11	2	0	0	0	15
at McNeese State	1-3	1-2	0-0	0/1	1	0	3	3	1	0	0	24
at Jacksonville State	0-0	0-0	0-0	0/3	3	1	0	2	1	0	1	13
at Austin Peay	1-4	0-2	4-4	1/1	2	5	6	3	1	0	1	22
vs. Eastern Kentucky*	2-5	2-3	3-6	0/1	1	1	9	11	2	0	0	36
vs. Tennessee Tech*	2-4	0-1	1-1	1/0	1	1	5	8	3	0	1	33
<b>Totals</b>	<b>42-120</b>	<b>22-71</b>	<b>52-61</b>	<b>5/33</b>	<b>38</b>	<b>56</b>	<b>158</b>	<b>96</b>	<b>43</b>	<b>1</b>	<b>13</b>	<b>664</b>

2010-11	FG	3P	FT	O/D	REB	E	PTS	A	TO	B	S	M
at UAB	3-4	3-3	0-1	0/1	1	2	9	2	1	0	0	27
at Florida Gulf Coast	1-4	1-4	0-0	0/2	2	2	3	4	3	0	0	22
at UMKC	3-6	0-1	3-4	0/3	3	4	9	3	0	0	2	23
Grambling	3-5	0-1	1-1	0/0	0	4	7	3	1	0	1	22
at Arkansas*	2-7	2-4	2-2	2/3	5	2	8	1	3	0	0	30
Arkansas State*	1-4	1-4	3-4	0/1	1	3	6	1	2	0	1	18
Austin Peay	0-1	0-0	0-1	0/1	1	0	0	3	1	0	0	15
Tennessee State*	5-5	1-1	6-7	1/4	5	1	17	5	5	0	1	32
at Iowa State*	1-6	1-6	4-6	0/0	0	3	7	1	5	0	0	21
at Southern Illinois*	1-3	0-0	2-2	0/4	4	0	4	1	3	0	0	22
Hannibal-LaGrange	2-3	1-1	0-0	1/2	3	2	5	5	1	0	0	20
at Jacksonville State*	3-9	1-3	9-9	2/2	4	1	16	10	4	0	1	39
at Tennessee Tech*	1-6	1-3	2-4	0/3	3	2	5	5	2	0	0	29
at SMU*	1-3	0-2	2-2	1/2	3	4	4	3	1	0	0	22
UT Martin*	6-14	2-6	8-10	1/3	4	2	22	6	2	0	1	35
Eastern Illinois*	4-8	2-4	5-6	0/1	1	3	15	9	3	0	1	38
Morehead State*	4-7	4-6	2-2	0/0	0	4	14	2	5	0	2	35
Eastern Kentucky*	3-8	3-7	1-3	1/1	2	3	10	1	4	0	1	29
at UT Martin*	4-8	2-5	2-2	1/1	2	3	12	6	3	0	0	35
at Murray State*	0-6	0-5	0-0	0/1	1	3	0	3	5	0	1	28
Jacksonville State*	4-11	1-6	4-6	1/2	3	0	13	2	3	0	2	32
Tennessee Tech*	5-7	2-2	9-10	0/1	1	3	21	2	3	0	0	32
at Eastern Illinois*	4-7	3-5	4-4	0/2	2	0	15	2	0	0	1	35
at SIU Edwardsville*	3-8	1-2	7-7	2/2	4	1	14	6	2	0	0	34
at Eastern Kentucky*	2-7	2-4	0-0	2/2	4	2	6	2	0	0	1	30
at Morehead State*	3-13	2-7	2-3	0/0	0	0	10	2	4	0	1	37
Murray State*	3-8	1-2	5-5	0/1	1	2	12	1	4	0	0	36
Sacramento State*	5-8	3-6	4-4	0/3	3	0	17	5	2	0	2	38
at Tennessee State*	5-7	2-4	3-4	0/0	0	1	15	5	3	0	1	40
at Austin Peay*	3-8	3-7	1-2	0/4	4	3	10	1	4	0	0	30
vs. Eastern Kentucky*	2-2	2-2	4-4	0/4	4	1	10	6	0	0	1	38
vs. Austin Peay*	1-6	0-3	1-2	0/2	2	2	3	4	1	0	0	30
<b>Totals</b>	<b>88-209</b>	<b>47-116</b>	<b>96-117</b>	<b>15/58</b>	<b>73</b>	<b>63</b>	<b>319</b>	<b>112</b>	<b>80</b>	<b>0</b>	<b>21</b>	<b>954</b>

2009-10	FG	3P	FT	O/D	REB	E	PTS	A	TO	B	S	M
at Saint Louis	DNP	-	-	-	-	-	-	-	-	-	-	-
Arkansas State	DNP	-	-	-	-	-	-	-	-	-	-	-
at Northern Illinois	1-1	0-0	0-0	0/1	1	2	2	0	1	0	0	9
Eastern Michigan	3-5	1-3	0-0	0/0	0	1	7	4	3	0	1	16
vs. St. Bonaventure	1-6	1-2	2-2	1/0	1	5	4	2	0	2	2	22
at Illinois State	1-4	0-1	0-0	0/1	1	0	2	2	2	0	1	18
vs. Norfolk State	0-0	0-0	0-0	0/0	0	0	0	1	0	0	0	4
at Austin Peay	2-5	1-3	6-7	0/3	3	4	11	4	1	0	1	19
at Tennessee State	1-2	1-1	0-0	0/0	0	2	3	2	1	0	1	13
Southern Illinois	1-3	1-1	1-2	0/1	1	1	4	4	1	0	0	16
Williams Baptist	4-8	2-3	0-0	1/2	3	1	10	12	1	0	4	27
at Memphis	DNP	-	-	-	-	-	-	-	-	-	-	-
Tennessee Tech	DNP	-	-	-	-	-	-	-	-	-	-	-
Jacksonville State	DNP	-	-	-	-	-	-	-	-	-	-	-
at Eastern Illinois	DNP	-	-	-	-	-	-	-	-	-	-	-
at Morehead State	DNP	-	-	-	-	-	-	-	-	-	-	-
at Eastern Kentucky	DNP	-	-	-	-	-	-	-	-	-	-	-
UT Martin	DNP	-	-	-	-	-	-	-	-	-	-	-
Murray State	DNP	-	-	-	-	-	-	-	-	-	-	-
at Jacksonville State	DNP	-	-	-	-	-	-	-	-	-	-	-
at Tennessee Tech	DNP	-	-	-	-	-	-	-	-	-	-	-
SIU Edwardsville	DNP	-	-	-	-	-	-	-	-	-	-	-
Eastern Illinois	DNP	-	-	-	-	-	-	-	-	-	-	-
at UT Martin	DNP	-	-	-	-	-	-	-	-	-	-	-
Eastern Kentucky	DNP	-	-	-	-	-	-	-	-	-	-	-
Morehead State	DNP	-	-	-	-	-	-	-	-	-	-	-
at Murray State	DNP	-	-	-	-	-	-	-	-	-	-	-
at Miami (Ohio)	DNP	-	-	-	-	-	-	-	-	-	-	-
Tennessee State	DNP	-	-	-	-	-	-	-	-	-	-	-
Austin Peay	DNP	-	-	-	-	-	-	-	-	-	-	-
<b>Totals</b>	<b>14-34</b>	<b>7-14</b>	<b>9-11</b>	<b>2/8</b>	<b>10</b>	<b>12</b>	<b>44</b>	<b>33</b>	<b>12</b>	<b>0</b>	<b>10</b>	<b>144</b>

\* - Indicates Game Started





## Season Preview

## Coaching Staff

## Player Profiles

## Year in Review



### MICHAEL PORTER

Guard/Forward  
6-6 • 235 • Junior (4)  
Sikeston, Mo.  
Sikeston H.S./Missouri State



► **2011-12:** Saw action in all 31 games and started four contests...Averaged 4.4 points and 2.9 rebounds per game...Shot 55.2 percent (53-of-96) from the field...Dished out 20 assists, added one block and turned in 16 steals, averaging 16 minutes per game...Pitched in double figures four times, notching a season-high 14 points vs. SIU Edwardsville (1/12)...Did not miss a field goal in that game, shooting a perfect 6-of-6...Dropped in 13 points and had a season-best seven rebounds in 24 minutes off the bench at Sacramento State (12/22), marking the first time in his Southeast career where he scored double-digits...Made a near-perfect 5-of-6 free throws in that game...Pulled down a team-high seven rebounds at Bradley (11/16)...Finished with five points in his first career start at No. 25 Missouri (11/11)...Registered 10 points and six rebounds in 18 minutes off the bench at Eastern Illinois (1/30)...Had a season-high three steals and threw down a two-handed dunk at SIU Edwardsville (2/11)...Pitched in 13 points on 5-of-9 field goals and 3-of-4 free throws at Jacksonville State (2/23)...Scored all of his points in the second half against the Gamecocks...Averaged 4.9 points and 2.8 rebounds against conference opponents.

► **2010-11:** Sat out the season due to NCAA Division I transfer regulations.

► **Missouri State:** Averaged 3.8 points and 2.2 rebounds in a reserve role that saw him average just over 11 minutes per contest.

► **Prep:** One of Missouri's top prep standouts for four years at nearby Sikeston High School...Four-year starter and three-year captain...Four-time Class 4 All-State selection...Also earned Class 4 All-District and All-SEMO Conference First-Team honors four years...Helped the Bulldogs to a collective 86-24 record during his four seasons, averaging 19.2 points per game for his career...As a senior in 2008-09, he averaged 21.3 points, 8.4 rebounds and 2.7 assists while leading Sikeston to a 24-4 record and Class 4 quarterfinal run...Was team captain for the No. 2 ranked squad...Named *Standard-Democrat* Player of the Year, SEMO Conference Player of the Year, BA Sports Player of the Year and BA Sports All-Star Game participant...As a junior in 2007-08, he averaged 19.6 points, 9.7 rebounds and 3.5 assists, while guiding Sikeston to a 22-4 campaign...In 2006-07, he was named SEMO Conference Co-Player of the Year after averaging 20.7 points, 10.3 rebounds and 2.5 steals...Led the Bulldogs to a 17-9 record as a sophomore...As a freshman

in 2005-06, he was the top scorer (15.3 ppg) and rebounder (7.2 ppg) for the Class 4 runners-up, leading Sikeston to a 23-7 record...His biggest prep thrill was beating Scott County Central on Feb. 11, 2009 in front of a sellout crowd at the Show Me Center in Cape Girardeau...Played AAU basketball for the St. Louis Eagles.

► **Personal:** Born March 12, 1991 in Cape Girardeau, Mo...Majoring in Engineering...Son of Melvin and Kathleen Porter...Has four brothers, Josh, Isaac, Corey and Reese...Father played at Drury and College of the Ozarks, and uncle Otto Porter was a standout at Southeast Missouri...His brother, Corey, is on the Redhawk football team.

### Porter's Career-Highs at Southeast Missouri

Points.....	14	vs. SIU Edwardsville (1/12/12)
Total Rebounds.....	7	3x, last vs. Tennessee Tech (3/1/12)
Offensive.....	5	at Sacramento State (12/22/11)
Defensive.....	5	vs. Tennessee Tech (3/1/12)
FG Made.....	6	vs. SIU Edwardsville (1/12/12)
FG Attempted.....	9	at Jacksonville State (2/23/12)
3-Point FG Made.....	2	vs. SIU Edwardsville (1/12/12)
3-Point FG Attempted.....	2	2x, last at Eastern Illinois (1/30/12)
FT Made.....	5	2x, last vs. Tennessee Tech (3/1/12)
FT Attempted.....	6	2x, last vs. Tennessee Tech (3/1/12)
Assists.....	3	at Bradley (11/16/11)
Blocks.....	1	at UT Martin (1/5/12)
Steals.....	3	at SIU Edwardsville (2/11/12)
Minutes.....	24	at Sacramento State (12/22/11)

### Career Statistics at Southeast Missouri

Overall																					
Season	G-GS	Min	Avg	FG-FGA	Pct	3FG-3FGA	Pct	FT-FTA	Pct	Off	Def	Tot	Avg	PF	FO	A	TO	Blk	Stl	Pts	Avg
2011-12	31-4	496	16.0	53-96	.552	3-10	.300	26-39	.667	40	51	91	2.9	76	1	20	28	1	16	135	4.4
Conference Only																					
Season	G-GS	Min	Avg	FG-FGA	Pct	3FG-3FGA	Pct	FT-FTA	Pct	Off	Def	Tot	Avg	PF	FO	A	TO	Blk	Stl	Pts	Avg
2011-12	16-0	246	15.4	35-57	.614	3-8	.375	6-10	.600	16	28	44	2.8	38	1	11	13	1	9	79	4.9

## ► Returnees





## Porter's Game-by-Game Statistics

2011-12	FG	3P	FT	Q/D	REB	E	PTS	A	TO	B	S	M
at Missouri*	1-5	0-0	3-4	1/4	5	4	5	0	1	0	0	21
Harris-Stowe*	1-3	0-0	0-0	2/0	2	0	2	1	1	0	1	12
at Bradley	2-3	0-0	0-0	4/3	7	4	4	3	1	0	2	21
at Oregon	1-1	0-0	0-0	0/1	1	3	2	0	0	0	0	12
Hannibal-LaGrange	0-1	0-0	1-2	0/0	0	2	1	2	1	0	1	17
Miami (Ohio)*	1-2	0-1	1-2	1/1	2	4	3	2	2	0	0	19
at Arkansas State*	2-3	0-0	2-3	3/3	6	2	6	0	2	0	2	23
SE Louisiana	0-1	0-0	0-0	0/0	0	2	0	1	1	0	0	12
at Central Arkansas	0-0	0-0	0-0	0/0	0	2	0	0	0	0	0	1
UMKC	2-3	0-0	0-0	1/0	1	1	4	0	1	0	0	12
SMU	0-0	0-0	0-2	1/0	1	2	0	0	1	0	0	18
at Sacramento State	4-7	0-0	5-6	5/2	7	4	13	0	2	0	0	24
Morehead State	2-3	0-1	0-0	0/2	2	1	4	1	2	0	0	19
Jacksonville State	1-3	0-0	0-0	0/3	3	4	2	0	0	0	0	11
at UT Martin	3-5	0-0	0-0	1/1	2	5	6	0	2	1	0	15
at Eastern Kentucky	0-0	0-0	0-0	1/3	4	1	0	0	0	0	0	15
SIU Edwardsville	6-6	2-2	0-0	0/2	2	2	14	1	0	0	1	18
Eastern Illinois	0-0	0-0	0-0	1/2	3	1	0	1	3	0	0	12
at Tennessee Tech	1-3	0-0	1-4	0/1	1	1	3	1	2	0	0	17
Austin Peay	0-1	0-0	0-0	0/0	0	4	0	0	1	0	1	6
at Eastern Illinois	4-5	1-2	1-1	4/2	6	1	10	1	1	0	0	18
at Murray State	2-5	0-0	0-0	3/1	4	2	4	1	0	0	2	18
Tennessee State	0-0	0-0	0-0	0/1	1	3	0	0	0	0	0	8
UT Martin	3-4	0-0	0-0	1/1	2	1	6	1	0	0	1	16
at SIU Edwardsville	2-3	0-1	0-0	0/1	1	2	4	2	0	0	3	16
Murray State	4-7	0-1	0-0	4/2	6	2	8	2	1	0	0	20
at McNeese State	1-5	0-1	2-2	1/2	3	4	4	0	1	0	0	23
at Jacksonville State	5-9	0-1	3-4	1/3	4	4	13	0	1	0	1	23
at Austin Peay	2-3	0-0	1-1	0/3	3	4	5	0	0	0	0	14
vs. Eastern Kentucky	2-3	0-0	1-2	3/2	5	1	5	0	0	0	1	13
vs. Tennessee Tech	1-2	0-0	5-6	2/5	7	3	7	0	1	0	0	22
<b>Totals</b>	<b>53-96</b>	<b>3-10</b>	<b>26-39</b>	<b>40/51</b>	<b>91</b>	<b>76</b>	<b>135</b>	<b>20</b>	<b>28</b>	<b>1</b>	<b>16</b>	<b>496</b>

\* - Indicates Game Started





## Season Preview


## Coaching Staff

## Player Profiles

## Year in Review

23

**MARLAND SMITH**  
Guard  
6-2 • 155 • Senior (4)  
Little Rock, Ark.  
Hall H.S.



*Preseason All-Ohio Valley Conference selection... Only fourth-year senior on this year's team... Enters his final season at Southeast ranked 16th on the school's all-time career scoring list with 1,089 points... Also ranks third in career three-point field goals made with 188... Played in all 93 games of his career.*

► **2011-12:** Second-Team NABC All-District selection... Ranked second on the team and 15th in the Ohio Valley Conference in scoring (12.3 ppg)... Ranked sixth in the OVC in three-point field goal percentage (.399) and eighth in three-point field goals made (63)... Started 27 of 31 games... Shot 78 percent (71-of-91)... One of three Redhawks to average double figures in the scoring column... Gathered a team-high 28 steals... Scored 1,000 points in his career when he finished with nine vs. UT Martin (2/9)... Matched a career-high 30 points and grabbed a season-high nine rebounds at SIU Edwardsville (2/11)... Named OVC Player of the Week (12/26), becoming Southeast's first OVC Player of the Week since 2007-08... Scored 20 or more points seven times... Pitched in 24 points vs. Eastern Illinois (1/14)... Knocked down seven three-pointers in the first half against the Panthers... Made his first six three-pointers of the game and scored 21 points at Sacramento State (12/22)... Finished with a career-high seven three-pointers at Sacramento State (12/22) and vs. Eastern Illinois (1/14)... Southeast's top scorer in conference games with 14.1 per contest... Scored double figures in 12-straight starts from Dec. 10-Jan. 30... Posted seven points and three rebounds in 23 minutes during his first start of the season at No. 25 Missouri (11/11)... Dropped in 11 points in 32 minutes off the bench vs. Southeastern Louisiana (12/3)... Ranked third on the team with 76 assists... Poured in a game-high 14 points in the OVC-opener vs. Morehead State (12/28)... Made 38 of his 93 threes against OVC foes... Finished as the Redhawks leading scorer in 10 games.

► **2010-11:** Started 25 games... Ranked third on the team in scoring with 12 points per game... Led the team and ranked fourth in the OVC with 62 three-pointers made... Ranked third on the team with 975 minutes played, averaging 30.5 per contest... Ranked second on the team in points (384) and steals (29), and third in assists (54)... Ranked third on the team in free throw percentage (62-of-79, 78.5 percent)... Averaged 13.1 points per game in conference play... Scored 20 or more points eight times, including a season-high 29 at UT Martin

(1/20)... Matched a career-high with six three-pointers and led the Redhawks with 20 points vs. Eastern Kentucky (3/2) at the OVC Tournament... Finished as Southeast's top scorer in 10 games... Made a career-high 9-of-10 free throws and scored 27 points at Murray State (1/22)... Registered a game-high 27 points on 10-of-18 field goals and 5-of-6 free throws vs. Tennessee Tech (1/29)... Scored 21 points and dished out a career-high six assists vs. Hannibal-LaGrange (12/11)... Dropped in 23 points and knocked down five three-pointers in 35 minutes at Tennessee Tech (12/21)... Made a three-pointer in all but six games... Made five or more three-pointers in four games... Hit a three-pointer to tie the game with 6:50 left in a win vs. Eastern Illinois (1/8)... Scored double figures in 16 of his last 22 games of the year.

► **2009-10:** Averaged 27.2 minutes per game... Led the Redhawks in scoring with 10.8 points per game in 30 games, including 25 starts... Became the first true freshman to finish a season as Southeast's leading scorer since Derek Winans accomplished the feat in 2001-02... Led the team and ranked seventh in the OVC with 63 three-pointers made... Also ranked 19th in the conference in scoring... Boasted the best free throw percentage among Southeast's starters with a 74.5 percent clip... Ranked first on the team in steals (28) and second in assists (44)... Dropped in a season-high 30 points against Tennessee State (2/25), the most in a game by any Redhawk... Accounted for one of the four 30-point performances in the league... Established season-highs in field goals made (9), free throws made (7) and minutes played (40) against the Tigers... Averaged 24 points per game over his last four starts of the season... Registered 18 or more points in each of those games... Scored double figures a total of 15 times... Led the Redhawks with 28 points on 9-of-18 field goals, 6-of-13 three-pointers and 4-of-5 free throws at Miami (Ohio) (2/20)... Ranked second on the team in scoring with 10.9 points per game in OVC games... Scored nine points on three 3-pointers at Eastern Kentucky (1/16)... Named OVC Freshman-of-the-Week on Dec. 28 and Feb. 22... Knocked down four or more three-pointers in a game four times, including a season-high of six at Miami (Ohio) (2/20)... Poured in 13 points on 5-of-10 from the field against Norfolk State (11/29)... All 13 of his points came in the first half of that game... Made a three-pointer in all but four games... Hit multiple three-pointers in 19 games.

► **Prep:** Played for the 2009 State Runner-Up and 2008 6A State Champion Hall High School Warriors... Two-time All-State and All-Conference selection... Named Most Valuable Player of his 2008 6A State Championship team... Averaged 13.9 points, 3.7 rebounds and 2.8 assists per game in 26 games as a senior... Shot 42-percent (68-for-162) from 3-point range... Averaged 11.2 points, 4.3 rebounds and 2.8 assists per game his junior year... Also played football and participated in track and field... Was an All-State pick in track.

► **Personal:** Born December 14, 1990... Majoring in Sport Management... Son of Bryant and Sandra Smith... When not playing basketball, enjoys playing the piano and the drums.

### Career Statistics at Southeast Missouri

#### Overall

Season	G-GS	Min	Avg	FG-FGA	Pct	3FG-3FGA	Pct	FT-FTA	Pct	Off	Def	Tot	Avg	PF	FO	A	TO	Blk	Stl	Pts	Avg
2009-10	30-25	815	27.2	112-298	.376	63-185	.341	38-51	.745	20	74	94	3.1	55	0	44	51	3	28	325	10.8
2010-11	32-25	955	29.8	130-370	.351	62-207	.300	62-79	.785	26	103	129	4.0	80	2	54	56	4	29	384	12.0
2011-12	31-27	935	30.2	123-283	.435	63-158	.399	71-91	.780	20	74	94	3.0	68	4	76	49	5	28	380	12.3
Totals	93-77	2705	29.1	365-951	.384	188-550	.342	171-221	.774	66	251	317	3.4	203	6	174	156	12	85	1089	11.7

#### Conference Only

Season	G-GS	Min	Avg	FG-FGA	Pct	3FG-3FGA	Pct	FT-FTA	Pct	Off	Def	Tot	Avg	PF	FO	A	TO	Blk	Stl	Pts	Avg
2009-10	18-14	538	29.9	64-187	.342	38-121	.314	30-38	.789	13	49	62	3.4	34	0	25	34	2	21	196	10.9
2010-11	18-16	580	32.2	77-215	.358	34-123	.276	48-59	.814	14	57	71	3.9	46	2	33	34	3	17	236	13.1
2011-12	16-16	548	34.2	74-162	.457	38-93	.409	40-52	.769	9	52	61	3.8	39	2	42	27	3	20	226	14.1
Totals	52-46	1666	32.0	215-564	.381	110-337	.326	118-149	.792	36	158	194	3.7	119	4	100	95	8	58	658	12.7

## ► Returnees



## Smith's Game-by-Game Statistics

2011-12	FG	3P	FT	O/D	REB	E	PTS	A	TO	B	S	M
at Missouri*	3-9	1-3	0-0	1/2	3	3	7	0	4	0	1	23
Harris-Stowe*	2-4	1-3	0-0	1/1	2	1	5	1	1	0	0	15
at Bradley*	1-7	1-6	2-4	1/0	1	0	5	1	0	0	0	18
at Oregon*	4-10	2-4	2-2	1/2	3	1	12	3	2	1	2	27
Hannibal-LaGrange*	3-6	1-3	1-1	0/1	1	2	8	3	0	0	0	19
Miami (Ohio)	1-5	1-2	1-2	2/0	2	0	4	2	1	0	0	19
at Arkansas State	1-4	1-3	0-0	0/1	1	1	3	3	0	1	0	20
SE Louisiana	4-10	1-2	2-2	0/0	0	4	11	0	1	0	1	32
at Central Arkansas	1-5	0-3	1-1	0/0	0	5	3	1	2	0	0	15
UMKC*	6-15	2-7	7-8	3/3	6	2	21	6	1	0	0	40
SMU*	7-14	4-9	4-4	0/0	0	1	22	5	3	0	0	36
at Sacramento State*	7-10	7-10	0-0	0/3	3	1	21	5	1	0	2	35
Morehead State*	4-11	3-8	3-3	3/4	7	1	14	2	2	0	3	35
Jacksonville State*	4-8	3-7	0-0	0/4	4	3	11	6	3	1	1	38
at UT Martin*	3-3	2-2	4-6	1/2	3	0	12	2	0	0	3	37
at Eastern Kentucky*	5-10	2-5	1-2	0/6	6	3	13	2	3	0	1	38
SIU Edwardsville*	7-13	2-6	4-4	0/3	3	2	20	3	1	1	4	36
Eastern Illinois*	8-13	7-10	1-3	0/0	0	4	24	3	3	0	1	26
at Tennessee Tech*	5-13	2-9	2-2	0/1	1	0	14	4	1	0	1	38
Austin Peay*	3-9	1-5	4-5	0/3	3	1	11	4	2	0	0	39
at Eastern Illinois*	7-16	5-10	0-0	0/3	3	1	19	1	1	0	1	36
at Murray State*	1-5	0-2	4-4	0/1	1	5	6	1	2	0	0	22
Tennessee State*	7-16	2-8	0-1	2/4	6	4	16	2	2	0	0	34
UT Martin*	4-10	1-2	0-1	0/5	5	1	9	6	1	0	0	34
at SIU Edwardsville*	8-12	4-8	10-12	0/9	9	2	30	1	0	1	1	39
Murray State*	2-5	2-3	4-6	1/1	2	4	10	1	2	0	3	27
at McNeese State*	3-9	1-3	2-2	1/3	4	5	9	1	2	0	1	28
at Jacksonville State*	2-9	1-5	2-2	2/6	8	5	7	3	2	0	0	37
at Austin Peay*	4-9	1-3	1-1	0/0	0	3	10	1	2	0	1	32
vs. Eastern Kentucky*	5-10	1-5	9-13	0/4	4	1	20	2	1	0	1	38
vs. Tennessee Tech*	1-3	1-2	0-0	1/2	3	2	3	1	3	0	0	22
<b>Totals</b>	<b>123-283</b>	<b>63-158</b>	<b>71-91</b>	<b>20/74</b>	<b>94</b>	<b>68</b>	<b>380</b>	<b>76</b>	<b>49</b>	<b>5</b>	<b>28</b>	<b>935</b>

2010-11	FG	3P	FT	O/D	REB	E	PTS	A	TO	B	S	M
at UAB*	1-6	1-5	1-2	0/1	1	3	4	2	0	0	0	17
at Florida Gulf Coast*	4-10	1-3	0-0	1/3	4	4	9	2	1	0	0	17
at UMKC*	3-14	1-6	0-0	0/3	3	3	7	2	1	0	1	32
Grambling*	1-9	0-7	2-2	0/5	5	2	4	0	0	0	1	15
at Arkansas	2-8	0-3	0-0	0/3	3	1	4	0	3	0	1	19
Arkansas State	0-2	0-1	0-0	0/1	1	1	0	0	0	0	0	19
Austin Peay	3-9	3-8	0-0	2/1	3	2	9	1	0	0	2	33
Tennessee State	2-10	1-7	2-2	3/1	4	3	7	2	1	0	0	21
at Iowa State	1-8	1-6	2-2	3/3	6	3	5	2	2	0	0	21
at Southern Illinois	2-10	1-4	1-2	1/1	2	4	6	2	6	0	2	34
Hannibal-LaGrange	8-14	5-10	0-0	0/1	1	2	21	6	1	0	5	24
at Jacksonville State*	7-10	3-5	2-2	1/3	4	5	19	3	1	0	1	29
at Tennessee Tech*	6-11	5-7	6-6	0/1	1	3	23	2	1	1	2	35
at SMU*	7-18	4-9	2-2	2/4	6	1	20	2	2	0	0	38
UT Martin*	0-6	0-4	1-3	0/2	2	3	1	2	1	0	0	22
Eastern Illinois*	3-9	1-6	6-6	0/5	5	1	13	2	2	0	0	29
Morehead State*	3-13	1-7	3-3	2/3	5	3	10	2	2	0	1	32
Eastern Kentucky*	2-8	1-5	0-0	0/1	1	2	5	1	2	0	1	30
at UT Martin*	11-24	5-16	2-2	1/2	3	4	29	2	3	1	2	40
at Murray State*	7-16	4-10	9-10	0/2	2	2	27	1	5	0	0	38
Jacksonville State*	2-11	0-8	1-2	1/3	4	3	5	3	4	0	1	39
Tennessee Tech*	10-18	2-7	5-6	1/5	6	5	27	1	0	0	1	37
at Eastern Illinois*	4-11	1-5	3-4	1/3	4	2	12	1	2	0	0	37
at SIU Edwardsville*	11-19	3-6	2-2	0/2	2	1	27	1	0	0	2	39
at Eastern Kentucky*	1-6	0-3	2-4	0/3	3	1	4	2	4	0	2	33
at Morehead State*	3-10	3-6	0-1	1/5	6	2	9	0	1	0	0	14
Murray State*	4-7	1-3	5-6	0/6	6	1	14	3	1	0	2	37
Sacramento State*	5-14	4-8	2-2	2/3	5	1	16	2	1	0	0	35
at Tennessee State*	4-19	1-9	1-2	0/3	3	3	10	2	2	0	2	34
at Austin Peay*	5-17	2-7	0-0	1/7	8	1	12	3	2	1	0	40
vs. Eastern Kentucky*	6-13	6-10	2-4	2/9	11	4	20	0	4	1	0	40
vs. Austin Peay*	2-10	1-6	0-2	1/7	8	4	5	0	1	0	0	36
<b>Totals</b>	<b>130-370</b>	<b>62-207</b>	<b>62-79</b>	<b>26/103</b>	<b>129</b>	<b>80</b>	<b>384</b>	<b>54</b>	<b>56</b>	<b>4</b>	<b>29</b>	<b>955</b>

2009-10	FG	3P	FT	O/D	REB	E	PTS	A	TO	B	S	M
at Saint Louis*	0-2	0-0	0-0	1/1	2	1	0	0	2	0	0	10
Arkansas State	2-5	1-2	0-0	0/1	1	2	5	2	0	0	0	16
at Northern Illinois*	2-5	2-3	0-0	0/1	1	2	6	1	0	0	0	15
Eastern Michigan*	4-10	2-7	0-0	1/1	2	0	10	0	1	0	1	24
vs. St. Bonaventure*	2-7	1-4	0-0	1/2	3	1	5	2	3	0	1	20

at Illinois State*	2-6	2-4	0-0	0/1	1	4	6	1	4	0	0	18
vs. Norfolk State*	5-10	3-6	0-1	0/2	2	1	13	1	0	0	1	30
at Austin Peay*	1-4	1-3	0-0	0/0	0	1	3	0	2	0	0	25
at Tennessee State*	5-8	1-3	3-5	0/4	4	3	14	2	2	0	2	28
Southern Illinois*	2-7	0-2	1-2	0/3	3	2	5	3	2	0	1	24
Williams Baptist*	8-16	3-9	0-0	0/2	2	1	19	5	0	1	1	17
at Memphis*	6-12	2-6	1-2	2/4	6	1	15	2	0	0	0	32
Tennessee Tech*	2-9	2-6	2-3	1/0	1	1	8	4	2	0	3	28
Jacksonville State	4-7	3-5	0-0	0/1	1	2	11	1	1	0	1	25
at Eastern Illinois*	5-15	4-12	1-2	1/2	3	0	15	0	1	1	0	30
at Morehead State	0-8	0-6	0-1	1/4	5	1	0	1	2	0	0	24
at Eastern Kentucky*	3-8	3-7	0-0	0/2	2	3	9	1	1	0	1	29
UT Martin*	3-10	2-7	6-6	2/7	9	4	14	1	1	0	0	36
Murray State*	4-13	2-7	0-0	1/2	3	2	10	0	3	0	3	31
at Jacksonville State*	2-3	0-1	2-2	2/2	4	2	6	2	2	0	2	33
at Tennessee Tech*	3-9	1-4	0-0	1/3	4	2	7	2	3	0	2	26
SIU Edwardsville*	6-13	3-8	2-3	1/4	5	3	17	2	3	0	1	35
Eastern Illinois*	1-8	1-8	1-2	0/4	4	0	4	0	3	0	2	25
at UT Martin*	7-13	3-7	0-0	0/4	4	3	17	3	2	0	1	38
Eastern Kentucky*	1-7	1-6	0-0	0/1	1	2	3	0	1	1	0	21
Morehead State	3-8	2-5	0-0	0/1	1	0	8	1	2	0	0	26
at Murray State	7-12	4-8	1-2	1/2	3	3	19	1	4	0	1	34
at Miami (Ohio)*	9-18	6-13	4-5	1/3	4	3	28	0	2	0	1	36
Tennessee State*	9-23	5-14	7-7	1/5	6	2	30	2	0	0	2	40
Austin Peay*	4-22	3-12	7-8	2/5	7	3	18	4	2	0	1	39
<b>Totals</b>	<b>106-276</b>	<b>60-173</b>	<b>31-43</b>	<b>18/69</b>	<b>87</b>	<b>52</b>	<b>307</b>	<b>40</b>	<b>49</b>	<b>3</b>	<b>27</b>	<b>776</b>

\* - Indicates Game Started

## Smith's Career-Highs at Southeast Missouri

Points.....	30	2x, last at SIU Edwardsville (2/11/12)
Total Rebounds.....	11	vs. Eastern Kentucky (3/2/11)
Offensive.....	3	4x, last vs. Morehead State (12/28/11)
Defensive.....	9	2x, last at SIU Edwardsville (2/11/12)
FG Made.....	11	2x, last at SIU Edwardsville (2/7/11)
FG Attempted.....	24	at UT Martin (1/20/11)
3-Point FG Made.....	7	2x, last 2x, last vs. Eastern Illinois (1/14/12)
3-Point FG Attempted.....	16	at UT Martin (1/20/11)
FT Made.....	10	at SIU Edwardsville (2/11/12)
FT Attempted.....	13	vs. Eastern Kentucky (2/29/12)
Assists.....	6	4x, last vs. UT Martin (2/9/12)
Blocks.....	1	12x, last at SIU Edwardsville (2/11/12)
Steals.....	5	vs. Hannibal-LaGrange (12/11/10)
Minutes.....	40	5x, last vs. UMKC (12/10/11)





## Season Preview

## Coaching Staff

## Player Profiles

## Year in Review

33

**TYLER STONE**  
 Forward  
 6-8 • 230 • Junior (4)  
 Memphis, Tenn.  
 Central H.S./Missouri



*Preseason All-Ohio Valley Conference selection...Spent a week in Brazil over the summer with Sports Reach Ministry...Averaged 21.2 points and 12.4 rebounds in five games during his exhibition foreign tour...Ended his trip with a double-double and triple-double in his final two games...His team won a Gold Medal for its efforts.*

► **2011-12:** Earned Second-Team All-Ohio Valley Conference honors and was named to the league's All-Newcomer Team...Garnered First-Team NABC All-District laurels...Southeast's leading scorer and rebounder with 14.7 points and 7.3 rebounds per game...Started 29 of 31 games...Dished out 34 assists and ranked second on the team in both blocks (34) and steals (21)...Scored double figures in all but two of his starts...Pitched in 20 or more points on five occasions with a season-high 30 points at Central Arkansas (12/5)...Posted double-digit rebounds six times and registered a season-high 17 vs. Southeastern Louisiana (12/3)...Recorded six double-doubles...Poured in double-digit points in 16-consecutive starts from Nov. 29-Feb. 2...Ranked ninth in the OVC in scoring, third in rebounding, fifth in field goal percentage (.530) and fifth in blocks...Ranked 39th in the nation in field goal percentage...Was the Redhawks top scorer in 10 games and leading rebounder in 15 contests...Led Southeast with 18 points in his first career start at No. 25 Missouri (11/11), his former school...Earned his first career double-double with 18 points and 17 rebounds, and made the game-winning shot with four seconds left in overtime against Southeastern Louisiana (12/3)...Turned in a double-double 11 points and 10 rebounds vs. SMU (12/19) after Southeast was off for nine days...Finished the season with back-to-back double-doubles at the OVC Tournament (2/29, 3/1)...Scored double-digits in 23 of his last 25 starts...Was named the OVC Newcomer of the Week a league-high six times (11/14, 12/5, 12/12, 12/26, 1/9, 2/13)...Southeast's leading scorer with 14.1 points per game in 16 conference starts...Also grabbed 6.8 rebounds per game and gathered 21 blocks against league opponents.

► **2010-11:** Sat out the season due to NCAA Division I transfer regulations.

► **Missouri:** Scored 22 points (1.8 ppg) and grabbed nine rebounds in 12 games for a Missouri team that finished 23-11 overall and advanced to the second round of the NCAA Tournament in 2009-10...He missed only six field goals en route to shooting 64.7 percent (11-of-17) on the year.

► **Prep:** Earned All-Metro honors as a junior and senior at Central High School...Named All-Area, All-Region and District 16 AAA Most Valuable Player as a senior...Averaged 15 points and eight rebounds for the Warriors during his senior campaign...Was a two-year starter...Played on the AAU circuit for the Memphis Hoopers and M33M.

► **Personal:** Born September 8, 1991...Majoring in General Studies...Son of James Bradley and Sharon Stone...His father played collegiately at the University of Memphis and was a second-round draft pick of the Atlanta Hawks (#35 overall) in 1979...Would like to become a police officer after his playing career...Enjoys listening to music and hanging out with friends in his spare time...Lists pizza as his favorite food and dancing as his biggest hidden talent off the basketball court.

### Stone's Career-Highs

Points.....	30	at Central Arkansas (12/5/11)
Total Rebounds.....	17	vs. Southeastern Louisiana (12/3/11)
Offensive.....	8	vs. Eastern Kentucky (2/29/12)
Defensive.....	13	vs. Southeastern Louisiana (12/3/11)
FG Made.....	12	at Central Arkansas (12/5/11)
FG Attempted.....	18	2x, last at SIU Edwardsville (2/11/12)
3-Point FG Made.....	2	vs. Tennessee Tech (3/1/12)
3-Point FG Attempted.....	2	4x, last vs. Tennessee Tech (3/1/12)
FT Made.....	6	2x, last at Jacksonville State (2/23/12)
FT Attempted.....	7	at Central Arkansas (12/5/11)
Assists.....	4	vs. Morehead State (12/28/11)
Blocks.....	3	vs. SMU (12/19/11)
Steals.....	2	4x, last at Austin Peay (2/25/12)
Minutes.....	39	vs. Southeastern Louisiana (12/3/11)

### Career Statistics at Southeast Missouri

Overall																					
Season	G-GS	Min	Avg	FG-FGA	Pct	3FG-3FGA	Pct	FT-FTA	Pct	Off	Def	Tot	Avg	PF	FO	A	TO	Blk	Stl	Pts	Avg
2011-12	31-29	918	29.6	193-364	.530	8-23	.348	62-100	.620	53	174	227	7.3	71	0	26	48	34	21	456	14.7
Conference Only																					
Season	G-GS	Min	Avg	FG-FGA	Pct	3FG-3FGA	Pct	FT-FTA	Pct	Off	Def	Tot	Avg	PF	FO	A	TO	Blk	Stl	Pts	Avg
2011-12	16-16	480	30.0	96-185	.519	3-10	.300	30-48	.625	23	85	108	6.8	36	0	14	26	21	8	225	14.1

## ► Returnees



## Stone's Game-by-Game Statistics

2011-12	FG	3P	FT	O/D	REB	F	PTS	A	TO	B	S	M
at Missouri*	7-14	1-1	3-4	2/4	6	3	18	1	2	1	1	37
Harris-Stowe*	8-11	0-0	1-1	1/6	7	3	17	1	1	0	0	16
at Bradley*	4-12	0-1	3-5	1/6	7	2	11	1	2	0	1	29
at Oregon*	8-14	1-1	3-6	0/5	5	3	20	1	3	2	1	34
Hannibal-LaGrange*	2-6	0-2	3-4	0/2	2	0	7	2	0	1	1	21
Miami (Ohio)	3-5	0-1	0-0	1/4	5	4	6	0	2	1	1	22
at Arkansas State	5-10	0-1	0-2	0/5	5	2	10	0	0	1	0	20
SE Louisiana*	7-13	0-0	4-5	4/13	17	2	18	0	3	0	2	39
at Central Arkansas*	12-18	0-0	6-7	1/7	8	3	30	0	3	2	0	36
UMKC*	5-10	0-1	2-4	3/6	9	1	12	1	2	0	2	30
SMU*	5-10	0-0	1-1	1/9	10	3	11	0	1	3	1	31
at Sacramento State*	8-15	0-1	0-1	2/7	9	2	16	2	0	1	0	34
Morehead State*	4-11	0-0	2-6	1/8	9	2	10	4	2	0	0	33
Jacksonville State*	10-16	0-0	4-5	0/6	6	3	24	0	1	1	0	31
at UT Martin*	7-14	0-0	2-2	1/5	6	4	16	0	1	1	0	25
at Eastern Kentucky*	8-11	1-2	1-4	0/5	5	1	18	0	0	2	0	35
SIU Edwardsville*	5-11	0-1	0-0	1/3	4	3	10	1	1	2	0	33
Eastern Illinois*	7-11	1-1	3-4	1/2	3	1	18	1	4	2	1	33
at Tennessee Tech*	7-10	0-1	0-0	2/7	9	3	14	0	2	2	1	34
Austin Peay*	4-13	0-0	3-4	6/5	11	4	11	0	4	2	1	28
at Eastern Illinois*	8-13	0-1	2-3	2/8	10	2	18	1	1	2	0	29
at Murray State*	5-9	0-1	3-6	1/6	7	3	13	0	0	1	1	28
Tennessee State*	3-6	0-1	1-2	1/5	6	1	7	0	4	1	0	27
UT Martin*	9-12	1-1	0-0	1/5	6	1	19	1	1	2	1	29
at SIU Edwardsville*	10-18	0-1	0-0	2/7	9	1	20	3	1	1	0	32
Murray State*	0-5	0-0	0-0	0/2	2	3	0	1	1	0	1	15
at McNeese State*	5-12	1-2	2-4	1/6	7	2	13	1	0	1	2	26
at Jacksonville State*	5-14	0-0	6-6	3/5	8	2	16	0	0	2	0	35
at Austin Peay*	4-11	0-0	3-6	1/6	7	2	11	2	3	0	2	33
vs. Eastern Kentucky*	9-14	0-0	0-1	8/3	11	2	18	2	1	0	1	31
vs. Tennessee Tech*	9-15	2-2	4-7	5/6	11	3	24	0	2	0	0	32
<b>Totals</b>	<b>193-364</b>	<b>8-23</b>	<b>62-100</b>	<b>53/174</b>	<b>227</b>	<b>71</b>	<b>456</b>	<b>26</b>	<b>48</b>	<b>34</b>	<b>21</b>	<b>918</b>

\* - Indicates Game Started





# SOUTHEAST MISSOURI BASKETBALL

## Season Preview

## Coaching Staff

## Player Profiles

## Year in Review

4




**COREY WILFORD**

Guard

6-2 • 180 • Senior (4)

Hopkinsville, Ky.

Christian County H.S./Connors State



►► **Prep:** Attended Christian County High School...Was rated as one of the quickest players in the state of Kentucky, especially on defense...Averaged 17 points and four rebounds as a senior...Helped lead the Colonels to the state playoffs...Earned *Associated Press* honorable mention All-State honors during his final prep season.

►► **Personal:** Born March 29, 1991...Majoring in General Studies...Son of Mary Bannister.

►► **2011-12:** Southeast's top scorer off the bench with 6.6 points per game... Averaged 15.3 minutes in 26 games and one start...Pulled down 1.3 rebounds per game...Dished out 21 assists, added three blocks and had seven steals... Shot over 40 percent from the field (.401, 61-of-152) and 80 percent at the free throw line (.801, 17-of-21)...Made his first career start at Tennessee Tech (1/21), where he played 12 minutes...Scored double figures off the bench nine times...Dropped in a season-high 16 points twice, with his last effort coming vs. Tennessee Tech (3/1) at the Ohio Valley Conference Tournament...Hit a career-high four three-pointers against Tennessee State (2/4) and vs. Tennessee Tech (3/1)...Established a season-high six field goals made on three occasions...Pitched in double figures for the first time in his career when he had 11 points in 34 minutes vs. Southeastern Louisiana (12/3)...Also scored 11 points in 16 minutes vs. SMU (12/19)...Registered seven points in 14 minutes at Oregon (11/20)...Drained multiple three-pointers in eight games... Knocked down a three-pointer in nine of his final 12 games of the season.

►► **Connors State College:** Claimed Second-Team Junior College All-America and National Junior College Athletic Association Region 2 Player of the Year honors after averaging 16 points per game and ranking 19th in the nation in three-point field goal percentage (81-of-178, .455) in 2010-11...Broke a single-game school record when he knocked down 11 three-pointers vs. Northeast Oklahoma, including eight in the first half...Averaged 10 points, three rebounds and three assists per game as a freshman...Was part of two Oklahoma Collegiate Athletic Conference Championship teams at Connors State...Also helped lead the Cowboys to a Region 2 Tournament title, NJCAA National Tournament appearance and their first-ever No. 1 NJCAA national ranking last season...Connors State went a combined 56-8 and finished among the top five teams in the nation with Wilford on its roster the last two years.

### Wilford's Career-Highs at Southeast Missouri

Points.....	16	2x, last vs. Tennessee Tech (3/1/12)
Total Rebounds.....	6	vs. Tennessee State (2/4/12)
Offensive.....	2	2x, last vs. UT Martin (2/9/12)
Defensive.....	5	vs. Eastern Kentucky (2/29/12)
FG Made.....	6	3x, last vs. Tennessee Tech (3/1/12)
FG Attempted.....	15	vs. Tennessee State (2/4/12)
3-Point FG Made.....	4	2x, last vs. Tennessee Tech (3/1/12)
3-Point FG Attempted.....	9	2x, last vs. Tennessee State (2/4/12)
FT Made.....	4	vs. Southeastern Louisiana (12/3/11)
FT Attempted.....	4	vs. Southeastern Louisiana (12/3/11)
Assists.....	3	vs. Harris-Stowe (11/14/11)
Blocks.....	2	at Jacksonville State (2/23/12)
Steals.....	2	at Jacksonville State (2/23/12)
Minutes.....	34	vs. Southeastern Louisiana (12/3/11)

### Career Statistics at Southeast Missouri

Overall																			
Season	G-GS	Min	Avg	FG-FGA	Pct	3FG-3FGA	Pct	FT-FTA	Pct	Off	Def	Tot	Avg	PF	FO	A	TO	Blk	Stl
2011-12	26-1	398	15.3	61-152	.401	32-87	.368	17-21	.810	7	28	35	1.3	37	2	21	20	3	7
Conference Only																			
Season	G-GS	Min	Avg	FG-FGA	Pct	3FG-3FGA	Pct	FT-FTA	Pct	Off	Def	Tot	Avg	PF	FO	A	TO	Blk	Stl
2011-12	14-1	223	15.9	37-96	.385	22-57	.386	9-11	.818	7	14	21	1.5	23	2	12	8	2	3

## ►► Returnees



## Wilford's Game-by-Game Statistics

	FG	3P	FT	O/D	REB	F	PTS	A	TO	B	S	M
2011-12												
at Missouri	DNP	-	-	-	-	-	-	-	-	-	-	-
Harris-Stowe	1-5	0-3	2-2	0/1	1	1	4	3	0	0	0	16
at Bradley	1-2	1-2	0-0	0/0	0	1	3	0	0	0	0	12
at Oregon	3-5	1-1	0-0	0/1	1	1	7	2	1	0	1	18
Hannibal-LaGrange	DNP	-	-	-	-	-	-	-	-	-	-	-
Miami (Ohio)	DNP	-	-	-	-	-	-	-	-	-	-	-
at Arkansas State	0-1	0-1	0-0	0/0	0	0	0	0	0	0	0	4
SE Louisiana	3-9	1-4	4-4	0/2	2	4	11	2	3	0	1	34
at Central Arkansas	0-1	0-0	0-0	0/0	0	1	0	1	1	0	0	7
UMKC	0-0	0-0	0-0	0/0	0	0	0	0	0	0	0	3
SMU	4-6	1-3	2-2	0/3	3	0	11	0	3	0	0	16
at Sacramento State	1-2	1-2	0-1	0/1	1	0	3	0	0	0	0	10
Morehead State	5-7	3-4	0-0	0/1	1	2	13	2	0	0	0	15
Jacksonville State	1-4	1-3	0-0	0/0	0	0	3	1	0	0	0	11
at UT Martin	1-1	0-0	0-0	0/0	0	1	2	1	0	0	0	7
at Eastern Kentucky	DNP	-	-	-	-	-	-	-	-	-	-	-
SIU Edwardsville	0-1	0-1	0-0	0/0	0	1	0	0	0	0	0	1
Eastern Illinois	DNP	-	-	-	-	-	-	-	-	-	-	-
at Tennessee Tech*	0-4	0-2	0-0	0/0	0	0	0	0	0	0	0	12
Austin Peay	4-9	3-6	1-2	1/1	2	3	12	1	3	0	0	20
at Eastern Illinois	2-3	2-3	0-0	0/0	0	0	6	2	1	0	0	17
at Murray State	5-14	3-9	2-2	1/0	1	5	15	0	0	0	0	31
Tennessee State	6-15	4-9	0-0	2/4	6	3	16	2	1	0	1	29
UT Martin	6-13	2-6	1-2	2/2	4	1	15	1	0	0	0	16
at SIU Edwardsville	2-3	1-1	0-0	0/1	1	1	5	0	1	0	0	5
Murray State	3-10	3-7	3-3	0/1	1	0	12	0	2	0	0	21
at McNeese State	2-3	1-2	0-0	0/0	0	0	5	0	0	0	0	5
at Jacksonville State	1-8	0-5	2-2	0/1	1	5	4	2	0	2	2	24
at Austin Peay	1-4	0-1	0-0	1/3	4	1	2	0	0	0	0	14
vs. Eastern Kentucky	3-10	0-5	0-2	0/5	5	2	6	0	2	0	1	27
vs. Tennessee Tech	6-12	4-7	0-0	0/1	1	4	16	1	2	1	1	23
<b>Totals</b>	<b>61-152</b>	<b>32-87</b>	<b>17-21</b>	<b>7/28</b>	<b>35</b>	<b>37</b>	<b>171</b>	<b>21</b>	<b>20</b>	<b>3</b>	<b>7</b>	<b>398</b>

\* - Indicates Game Started





## Season Preview

## Coaching Staff

## Player Profiles


## Year in Review

41



### COLIN FERGUSON

Center/Forward  
6-10 • 280 • Freshman (1)  
De Soto, Mo.  
De Soto H.S.



» **Prep:** Two-time All-Conference honoree at De Soto High School... Three-year starter... Averaged 15 points, six blocks and nine rebounds per game as a senior... Averaged 10.9 points, 8.8 rebounds and 2.7 blocks as a junior... Prep teammate of Jared White who also signed with Southeast.


» **Personal:** Born March 24, 1994... Undecided on his major... Son of Eric and Nikki Ferguson.

2



### A.J. JONES

Forward  
6-4 • 200 • Junior (3)  
Memphis, Tenn.  
Raleigh Egypt H.S./Paris JC



*Attended Southeast last year, but could not practice with the team and had to pay his own way until he met his one-year residency requirement to become eligible.*

» **Paris Junior College:** Garnered honorable mention NJCAA Region 14 honors in 2010-11... Started every game and averaged 15 points, five rebounds, five assists and five steals per contest.

» **Holmes Community College:** Averaged 15 points per game in 2009-10... Scored a season-high 35 points vs. Pearl River.

» **Prep:** Named Conference and City Most Valuable Player at Raleigh Egypt High School as a senior... Earned First-Team All-State honors after averaging 18 points, 10 rebound, six steals and seven assists per game that year... Scored a season-high 32 points vs. White Station... Garnered First-Team All-Conference and Second-Team All-State accolades as a junior... Was an All-County selection as a freshman... Scored over 1,800 points during his high school career.

» **Personal:** Born July 1, 1991... Majoring in Family Studies... Son of Anthony and Paula Jones... His father, Anthony, Sr., was a second-round (52nd pick overall) draft pick of the Los Angeles Lakers in 1991.

## » Newcomers





## Opponents

## This is the OVC

## Records & History

## This is Southeast

5




### WAYNE MARTIN

Forward

6-7 • 205 • Sophomore (2)

Cherry Valley, Ark.

Providence Central H.S./Central Florida



*Will sit out the 2012-13 season due to NCAA Division I transfer regulations...  
Signed a national letter of intent at Southeast in May.*

» **Central Florida:** Played in 11 games and averaged 3.4 minutes per contest as a true freshman with the Knights in 2011-12...Entered his first season of NCAA Division I basketball while recovering from a torn Achilles in his right foot.

» **Prep:** Named the Florida Association of Basketball Coaches 2010-11 Class 2A Player of the Year...Averaged 17.3 points and 8.7 rebounds as a senior...First-Team Class 2A All-State and All-First Coast First-Team selection...Was rated as the No. 44 power forward nationally by ESPNU...As a junior, he averaged 16 points, nine rebounds and three blocks, helping Providence Christian to a 31-1 record and Florida Class 2A state championship.

» **Personal:** Born October 6, 1993...Undecided on his major...Son of Wayne and Gladys Martin...His father, Wayne, was selected by the New Orleans Saints in the first round (19th pick overall) of the 1989 National Football League Draft...He made the Pro Bowl in 1994 and was a First-Team All-American at the University of Arkansas.

15



### JACOB TOLBERT

Forward

6-7 • 198 • Freshman (2)

Daisy, Mo.

Notre Dame H.S.



*Redshirted as a walk-on in 2011-12.*

» **Prep:** Graduated from nearby Notre Dame High School in 2011...Was among the region's top players, who averaged 19.6 points and 9.8 rebounds per game to earn Class 4 All-State honors his senior season...First-Team All-State honoree and McDonald's All-America nominee during his final year as a prep...Also earned All-State laurels as a junior...Three-year starter.

» **Personal:** Born January 22, 1993...Majoring in Engineering...Son of Rick and Robin Tolbert.



[Season Preview](#)[Coaching Staff](#)[Player Profiles](#)[Year in Review](#)

24


**JARED WHITE**

Guard

6-2 • 200 • Freshman (1)

De Soto, Mo.

De Soto H.S.



» **Prep:** Three-time Conference Player of the Year at De Soto High School... Averaged 24 points, six rebounds, four steals and five assists per game as a senior... Garnered All-State honors his final prep campaign... Four-year starter... Averaged 19.8 points, 6.8 rebounds, 4.3 assists and 3.9 steals as a junior... Shot 49 percent from the field and 35 percent from three-point range that year, as well... Also a Division I football prospect, who was recruited by a number of Missouri Valley Conference schools in addition to Southeast... Was an All-State football pick as a senior.

» **Personal:** Born February 22, 1993... Undecided on his Major... Son of Brian and Carla White.

[» Newcomers](#)





Opponents	This is the OVC	Records & History	This is Southeast
-----------	-----------------	-------------------	-------------------

**Career Statistics vs. All Opponents**

**UAB**

	G-GS	Min	Avg	FG-FGA	Pct	3FG-3FGA	Pct	FT-FTA	Pct	Off	Def	Tot	Avg	PF	FO	A	TO	Blk	Stl	Pts	Avg
Nick Niemczyk	1-0	34	34.0	6-10	.600	3-5	.600	4-4	1.000	0	6	6	6.0	2	0	4	3	0	0	19	19.0
Lucas Nutt	1-0	27	27.0	3-4	.750	3-3	1.000	0-1	.000	0	1	1	1.0	2	0	2	1	0	0	9	9.0
Marland Smith	1-1	17	17.0	1-6	.167	1-5	.200	1-2	.500	0	1	1	1.0	3	0	2	0	0	0	4	4.0

**Arkansas**

	G-GS	Min	Avg	FG-FGA	Pct	3FG-3FGA	Pct	FT-FTA	Pct	Off	Def	Tot	Avg	PF	FO	A	TO	Blk	Stl	Pts	Avg
Lucas Nutt	1-1	30	30.0	2-7	.286	2-4	.500	2-2	1.000	2	3	5	5.0	2	0	1	3	0	0	8	8.0
Marland Smith	1-0	19	19.0	2-8	.250	0-3	.000	0-0	.000	0	3	3	3.0	1	0	0	3	0	1	4	4.0

**Arkansas State**

	G-GS	Min	Avg	FG-FGA	Pct	3FG-3FGA	Pct	FT-FTA	Pct	Off	Def	Tot	Avg	PF	FO	A	TO	Blk	Stl	Pts	Avg
Nick Niemczyk	2-1	53	26.5	8-22	.364	4-12	.333	4-6	.667	1	1	2	1.0	6	0	3	1	0	2	24	12.0
Tyler Stone	1-0	20	20.0	5-10	.500	0-1	.000	0-2	.000	0	5	5	5.0	2	0	0	0	1	0	10	10.0
Lucas Nutt	2-2	47	23.5	5-15	.333	4-9	.444	5-6	.833	0	3	3	1.5	5	0	3	4	0	1	19	9.5
Michael Porter	1-1	23	23.0	2-3	.667	0-0	.000	2-3	.667	3	3	6	6.0	2	0	0	2	0	2	6	6.0
Nino Johnson	1-0	13	13.0	2-3	.667	0-0	.000	0-0	.000	0	3	3	3.0	2	0	1	1	0	0	4	4.0
Marland Smith	3-0	44	14.7	3-11	.273	2-6	.333	0-0	.000	0	3	3	1.0	4	0	5	0	1	0	8	2.7
Corey Wilford	1-0	4	4.0	0-1	.000	0-1	.000	0-0	.000	0	0	0	0.0	0	0	0	0	0	0	0	0.0

**Austin Peay**

	G-GS	Min	Avg	FG-FGA	Pct	3FG-3FGA	Pct	FT-FTA	Pct	Off	Def	Tot	Avg	PF	FO	A	TO	Blk	Stl	Pts	Avg
Tyler Stone	2-2	61	30.5	8-24	.333	0-0	.000	6-10	.600	7	11	18	9.0	6	0	2	7	2	3	22	11.0
Marland Smith	7-6	244	34.9	22-80	.275	12-44	.273	12-16	.750	6	23	29	4.1	15	0	13	11	1	4	68	9.7
Corey Wilford	2-0	34	17.0	5-13	.385	3-7	.429	1-2	.500	2	4	6	3.0	4	0	1	3	0	0	14	7.0
Lucas Nutt	6-3	143	23.8	9-29	.310	5-16	.313	15-20	.750	1	13	14	2.3	17	1	16	10	0	2	38	6.3
Nick Niemczyk	1-1	31	31.0	1-7	.143	1-4	.250	2-2	1.000	0	1	1	1.0	2	0	0	2	0	1	5	5.0
Michael Porter	2-0	20	10.0	2-4	.500	0-0	.000	1-1	1.000	0	3	3	1.5	8	0	0	1	0	1	5	2.5
Nino Johnson	2-0	12	6.0	0-0	.000	0-0	.000	1-2	.500	0	1	1	0.5	3	0	0	2	2	0	1	0.5

**Bradley**

	G-GS	Min	Avg	FG-FGA	Pct	3FG-3FGA	Pct	FT-FTA	Pct	Off	Def	Tot	Avg	PF	FO	A	TO	Blk	Stl	Pts	Avg
Leon Powell	1-1	23	23.0	7-8	.875	0-0	.000	1-3	.333	1	3	4	4.0	4	0	1	3	0	1	15	15.0
Tyler Stone	1-1	29	29.0	4-12	.333	0-1	.000	3-5	.600	1	6	7	7.0	2	0	1	2	0	1	11	11.0
Marland Smith	1-1	18	18.0	1-7	.143	1-6	.167	2-4	.500	1	0	1	1.0	0	0	1	0	0	0	5	5.0
Michael Porter	1-0	21	21.0	2-3	.667	0-0	.000	0-0	.000	4	3	7	7.0	4	0	3	1	0	2	4	4.0
Corey Wilford	1-0	12	12.0	1-2	.500	1-2	.500	0-0	.000	0	0	0	0.0	1	0	0	0	0	0	3	3.0
Nino Johnson	1-0	14	14.0	1-1	1.000	0-0	.000	0-0	.000	0	1	1	1.0	4	0	0	0	0	1	2	2.0
Nick Niemczyk	1-0	5	5.0	0-0	.000	0-0	.000	0-0	.000	0	1	1	1.0	1	0	3	0	0	0	0	0.0
Lucas Nutt	1-1	29	29.0	0-4	.000	0-3	.000	0-0	.000	0	0	0	0.0	2	0	2	0	0	1	0	0.0

**Central Arkansas**

	G-GS	Min	Avg	FG-FGA	Pct	3FG-3FGA	Pct	FT-FTA	Pct	Off	Def	Tot	Avg	PF	FO	A	TO	Blk	Stl	Pts	Avg
Tyler Stone	1-1	36	36.0	12-18	.667	0-0	.000	6-7	.857	1	7	8	8.0	3	0	0	3	2	0	30	30.0
Nick Niemczyk	1-1	32	32.0	3-11	.273	1-3	.333	0-0	.000	0	1	1	1.0	4	0	3	3	0	4	7	7.0
Marland Smith	1-0	15	15.0	1-5	.200	0-3	.000	1-1	1.000	0	0	0	0.0	5	1	1	2	0	0	3	3.0
Nino Johnson	1-0	1	1.0	0-0	.000	0-0	.000	0-0	.000	0	0	0	0.0	0	0	0	0	0	0	0	0.0
Lucas Nutt	1-1	22	22.0	0-1	.000	0-1	.000	0-0	.000	0	0	0	0.0	3	0	5	2	0	1	0	0.0
Michael Porter	1-0	1	1.0	0-0	.000	0-0	.000	0-0	.000	0	0	0	0.0	2	0	0	0	0	0	0	0.0
Corey Wilford	1-0	7	7.0	0-1	.000	0-0	.000	0-0	.000	0	0	0	0.0	1	0	1	1	0	0	0	0.0

**Eastern Illinois**

	G-GS	Min	Avg	FG-FGA	Pct	3FG-3FGA	Pct	FT-FTA	Pct	Off	Def	Tot	Avg	PF	FO	A	TO	Blk	Stl	Pts	Avg
Tyler Stone	2-2	62	31.0	15-24	.625	1-2	.500	5-7	.714	3	10	13	6.5	3	0	2	5	4	1	36	18.0
Marland Smith	6-6	183	30.5	28-72	.389	19-51	.373	12-17	.706	2	17	19	3.2	8	0	7	12	1	4	87	14.5
Lucas Nutt	4-3	125	31.3	9-23	.391	6-15	.400	12-14	.857	1	6	7	1.8	5	0	21	7	0	3	36	9.0
Nick Niemczyk	1-1	37	37.0	3-8	.375	2-6	.333	1-2	.500	1	3	4	4.0	3	0	1	2	1	2	9	9.0
Corey Wilford	1-0	17	17.0	2-3	.667	2-3	.667	0-0	.000	0	0	0	0.0	0	0	2	1	0	0	6	6.0
Michael Porter	2-0	30	15.0	4-5	.800	1-2	.500	1-1	1.000	5	4	9	4.5	2	0	2	4	0	0	10	5.0
Nino Johnson	2-0	9	4.5	0-0	.000	0-0	.000	0-0	.000	1	1	2	1.0	3	0	1	1	0	0	0	0.0

» Returning Player Statistics





## Season Preview

## Coaching Staff

## Player Profiles

## Year in Review

### Eastern Kentucky

	<u>G-GS</u>	<u>Min</u>	<u>Avg</u>	<u>FG-FGA</u>	<u>Pct</u>	<u>3FG-3FGA</u>	<u>Pct</u>	<u>FT-FTA</u>	<u>Pct</u>	<u>Off</u>	<u>Def</u>	<u>Tot</u>	<u>Avg</u>	<u>PF</u>	<u>FO</u>	<u>A</u>	<u>TO</u>	<u>Blk</u>	<u>Stl</u>	<u>Pts</u>	<u>Avg</u>
Tyler Stone	1-1	35	35.0	8-11	.727	1-2	.500	1-4	.250	0	5	5	5.0	1	0	0	0	2	0	18	18.0
Marland Smith	6-6	191	31.8	18-52	.346	13-36	.361	5-10	.500	2	23	25	4.2	15	0	6	15	2	5	54	9.0
Nick Niemczyk	1-1	37	37.0	3-10	.300	2-9	.222	0-0	.000	0	2	2	2.0	3	0	2	1	0	1	8	8.0
Lucas Nutt	4-3	104	26.0	7-17	.412	7-13	.538	5-7	.714	3	7	10	2.5	7	0	10	4	0	3	26	6.5
Nino Johnson	1-0	4	4.0	0-1	.000	0-0	.000	0-0	.000	0	0	0	0.0	0	0	0	1	0	0	0	0.0
Michael Porter	1-0	15	15.0	0-0	.000	0-0	.000	0-0	.000	1	3	4	4.0	1	0	0	0	0	0	0	0.0

### Eastern Michigan

	<u>G-GS</u>	<u>Min</u>	<u>Avg</u>	<u>FG-FGA</u>	<u>Pct</u>	<u>3FG-3FGA</u>	<u>Pct</u>	<u>FT-FTA</u>	<u>Pct</u>	<u>Off</u>	<u>Def</u>	<u>Tot</u>	<u>Avg</u>	<u>PF</u>	<u>FO</u>	<u>A</u>	<u>TO</u>	<u>Blk</u>	<u>Stl</u>	<u>Pts</u>	<u>Avg</u>
Marland Smith	1-1	24	24.0	4-10	.400	2-7	.286	0-0	.000	1	1	2	2.0	0	0	0	1	0	1	10	10.0
Lucas Nutt	1-0	16	16.0	3-5	.600	1-3	.333	0-0	.000	0	0	0	0.0	1	0	4	3	0	1	7	7.0

### Florida Gulf Coast

	<u>G-GS</u>	<u>Min</u>	<u>Avg</u>	<u>FG-FGA</u>	<u>Pct</u>	<u>3FG-3FGA</u>	<u>Pct</u>	<u>FT-FTA</u>	<u>Pct</u>	<u>Off</u>	<u>Def</u>	<u>Tot</u>	<u>Avg</u>	<u>PF</u>	<u>FO</u>	<u>A</u>	<u>TO</u>	<u>Blk</u>	<u>Stl</u>	<u>Pts</u>	<u>Avg</u>
Nick Niemczyk	1-0	30	30.0	4-15	.267	3-7	.429	2-2	1.000	0	2	2	2.0	4	0	1	1	0	1	13	13.0
Marland Smith	1-1	17	17.0	4-10	.400	1-3	.333	0-0	.000	1	3	4	4.0	4	0	2	1	0	0	9	9.0
Lucas Nutt	1-0	22	22.0	1-4	.250	1-4	.250	0-0	.000	0	2	2	2.0	2	0	4	3	0	0	3	3.0

### Grambling State

	<u>G-GS</u>	<u>Min</u>	<u>Avg</u>	<u>FG-FGA</u>	<u>Pct</u>	<u>3FG-3FGA</u>	<u>Pct</u>	<u>FT-FTA</u>	<u>Pct</u>	<u>Off</u>	<u>Def</u>	<u>Tot</u>	<u>Avg</u>	<u>PF</u>	<u>FO</u>	<u>A</u>	<u>TO</u>	<u>Blk</u>	<u>Stl</u>	<u>Pts</u>	<u>Avg</u>
Nick Niemczyk	1-0	37	37.0	6-14	.429	3-7	.429	0-0	.000	2	3	5	5.0	4	0	0	5	0	0	15	15.0
Lucas Nutt	1-0	22	22.0	3-5	.600	0-1	.000	1-1	1.000	0	0	0	0.0	4	0	3	1	0	1	7	7.0
Marland Smith	1-1	15	15.0	1-9	.111	0-7	.000	2-2	1.000	0	5	5	5.0	2	0	0	0	0	1	4	4.0

### Hannibal-LaGrange

	<u>G-GS</u>	<u>Min</u>	<u>Avg</u>	<u>FG-FGA</u>	<u>Pct</u>	<u>3FG-3FGA</u>	<u>Pct</u>	<u>FT-FTA</u>	<u>Pct</u>	<u>Off</u>	<u>Def</u>	<u>Tot</u>	<u>Avg</u>	<u>PF</u>	<u>FO</u>	<u>A</u>	<u>TO</u>	<u>Blk</u>	<u>Stl</u>	<u>Pts</u>	<u>Avg</u>
Nick Niemczyk	1-0	27	27.0	8-14	.571	2-6	.333	4-4	1.000	0	4	4	4.0	3	0	1	1	0	4	22	22.0
Marland Smith	2-1	43	21.5	11-20	.550	6-13	.462	1-1	1.000	0	2	2	1.0	4	0	9	1	0	5	29	14.5
Tyler Stone	1-1	21	21.0	2-6	.333	0-2	.000	3-4	.750	0	2	2	2.0	0	0	2	0	1	1	7	7.0
Lucas Nutt	1-0	20	20.0	2-3	.667	1-1	1.000	0-0	.000	1	2	3	3.0	2	0	5	1	0	0	5	5.0
Nino Johnson	1-0	16	16.0	0-1	.000	0-0	.000	3-5	.600	2	1	3	3.0	0	0	1	0	1	1	3	3.0
Michael Porter	1-0	17	17.0	0-1	.000	0-0	.000	1-2	.500	0	0	0	0.0	2	0	2	1	0	1	1	1.0

### Harris-Stowe

	<u>G-GS</u>	<u>Min</u>	<u>Avg</u>	<u>FG-FGA</u>	<u>Pct</u>	<u>3FG-3FGA</u>	<u>Pct</u>	<u>FT-FTA</u>	<u>Pct</u>	<u>Off</u>	<u>Def</u>	<u>Tot</u>	<u>Avg</u>	<u>PF</u>	<u>FO</u>	<u>A</u>	<u>TO</u>	<u>Blk</u>	<u>Stl</u>	<u>Pts</u>	<u>Avg</u>
Tyler Stone	1-1	16	16.0	8-11	.727	0-0	.000	1-1	1.000	1	6	7	7.0	3	0	1	1	0	0	17	17.0
Nino Johnson	1-0	18	18.0	5-7	.714	0-0	.000	1-2	.500	1	4	5	5.0	1	0	5	2	2	0	11	11.0
Lucas Nutt	2-1	48	24.0	7-11	.636	3-5	.600	3-4	.750	1	3	4	2.0	3	0	9	5	1	1	20	10.0
Marland Smith	1-1	15	15.0	2-4	.500	1-3	.333	0-0	.000	1	1	2	2.0	1	0	1	1	0	0	5	5.0
Corey Wilford	1-0	16	16.0	1-5	.200	0-3	.000	2-2	1.000	0	1	1	1.0	1	0	3	0	0	0	4	4.0
Nick Niemczyk	1-0	19	19.0	1-5	.200	1-5	.200	0-0	.000	0	6	6	6.0	0	0	2	0	1	0	3	3.0
Michael Porter	1-1	12	12.0	1-3	.333	0-0	.000	0-0	.000	2	0	2	2.0	0	0	1	1	0	1	2	2.0

### Illinois State

	<u>G-GS</u>	<u>Min</u>	<u>Avg</u>	<u>FG-FGA</u>	<u>Pct</u>	<u>3FG-3FGA</u>	<u>Pct</u>	<u>FT-FTA</u>	<u>Pct</u>	<u>Off</u>	<u>Def</u>	<u>Tot</u>	<u>Avg</u>	<u>PF</u>	<u>FO</u>	<u>A</u>	<u>TO</u>	<u>Blk</u>	<u>Stl</u>	<u>Pts</u>	<u>Avg</u>
Marland Smith	1-1	18	18.0	2-6	.333	2-4	.500	0-0	.000	0	1	1	1.0	4	0	1	4	0	0	6	6.0
Lucas Nutt	1-0	18	18.0	1-4	.250	0-1	.000	0-0	.000	0	1	1	1.0	0	0	2	2	0	1	2	2.0

### Iowa State

	<u>G-GS</u>	<u>Min</u>	<u>Avg</u>	<u>FG-FGA</u>	<u>Pct</u>	<u>3FG-3FGA</u>	<u>Pct</u>	<u>FT-FTA</u>	<u>Pct</u>	<u>Off</u>	<u>Def</u>	<u>Tot</u>	<u>Avg</u>	<u>PF</u>	<u>FO</u>	<u>A</u>	<u>TO</u>	<u>Blk</u>	<u>Stl</u>	<u>Pts</u>	<u>Avg</u>
Lucas Nutt	1-1	21	21.0	1-6	.167	1-6	.167	4-6	.667	0	0	0	0.0	3	0	1	5	0	0	7	7.0
Marland Smith	1-0	21	21.0	1-8	.125	1-6	.167	2-2	1.000	3	3	6	6.0	3	0	2	2	0	0	5	5.0

### Jacksonville State

	<u>G-GS</u>	<u>Min</u>	<u>Avg</u>	<u>FG-FGA</u>	<u>Pct</u>	<u>3FG-3FGA</u>	<u>Pct</u>	<u>FT-FTA</u>	<u>Pct</u>	<u>Off</u>	<u>Def</u>	<u>Tot</u>	<u>Avg</u>	<u>PF</u>	<u>FO</u>	<u>A</u>	<u>TO</u>	<u>Blk</u>	<u>Stl</u>	<u>Pts</u>	<u>Avg</u>
Tyler Stone	2-2	66	33.0	15-30	.500	0-0	.000	10-11	.909	3	11	14	7.0	5	0	0	1	3	0	40	20.0
Marland Smith	6-5	201	33.5	21-48	.438	10-31	.323	7-8	.875	6	19	25	4.2	20	2	18	13	1	6	59	9.8
Lucas Nutt	4-2	100	25.0	8-21	.381	3-10	.300	17-19	.895	3	8	11	2.8	3	0	15	11	0	4	36	9.0
Nick Niemczyk	2-2	47	23.5	5-14	.357	5-11	.455	0-0	.000	0	3	3	1.5	7	1	6	0	0	0	15	7.5
Michael Porter	2-0	34	17.0	6-12	.500	0-1	.000	3-4	.750	1	6	7	3.5	8	0	0	1	0	1	15	7.5
Corey Wilford	2-0	35	17.5	2-12	.167	1-8	.125	2-2	1.000	0	1	1	0.5	5	1	3	0	2	2	7	3.5
Nino Johnson	2-0	10	5.0	0-1	.000	0-0	.000	3-6	.500	2	3	5	2.5	1	0	0	1	0	1	3	1.5

## » Returning Player Statistics





Opponents	This is the OVC	Records & History	This is Southeast
-----------	-----------------	-------------------	-------------------

### McNeese State

	G-GS	Min	Avg	FG-FGA	Pct	3FG-3FGA	Pct	FT-FTA	Pct	Off	Def	Tot	Avg	PF	FO	A	TO	Blk	Stl	Pts	Avg
Nick Niemczyk	1-1	35	35.0	8-16	.500	2-7	.286	0-0	.000	0	4	4	4.0	2	0	1	0	0	1	18	18.0
Tyler Stone	1-1	26	26.0	5-12	.417	1-2	.500	2-4	.500	1	6	7	7.0	2	0	1	0	1	2	13	13.0
Marland Smith	1-1	28	28.0	3-9	.333	1-3	.333	2-2	1.000	1	3	4	4.0	5	1	1	2	0	1	9	9.0
Corey Wilford	1-0	5	5.0	2-3	.667	1-2	.500	0-0	.000	0	0	0	0.0	0	0	0	0	0	0	5	5.0
Michael Porter	1-0	23	23.0	1-5	.200	0-1	.000	2-2	1.000	1	2	3	3.0	4	0	0	1	0	0	4	4.0
Lucas Nutt	1-0	24	24.0	1-3	.333	1-2	.500	0-0	.000	0	1	1	1.0	0	0	3	1	0	0	3	3.0
Nino Johnson	1-0	7	7.0	0-2	.000	0-0	.000	0-0	.000	2	2	4	4.0	0	0	0	1	0	0	0	0.0

### Memphis

	G-GS	Min	Avg	FG-FGA	Pct	3FG-3FGA	Pct	FT-FTA	Pct	Off	Def	Tot	Avg	PF	FO	A	TO	Blk	Stl	Pts	Avg
Marland Smith	1-1	32	32.0	6-12	.500	2-6	.333	1-2	.500	2	4	6	6.0	1	0	2	0	0	0	15	15.0

### Miami (Ohio)

	G-GS	Min	Avg	FG-FGA	Pct	3FG-3FGA	Pct	FT-FTA	Pct	Off	Def	Tot	Avg	PF	FO	A	TO	Blk	Stl	Pts	Avg
Nick Niemczyk	1-1	34	34.0	6-11	.545	3-6	.500	3-4	.750	0	6	6	6.0	2	0	1	0	0	0	18	18.0
Marland Smith	2-1	55	27.5	10-23	.435	7-15	.467	5-7	.714	3	3	6	3.0	3	0	2	3	0	1	32	16.0
Lucas Nutt	1-1	27	27.0	1-7	.143	1-5	.200	5-6	.833	0	1	1	1.0	2	0	3	0	0	1	8	8.0
Tyler Stone	1-0	22	22.0	3-5	.600	0-1	.000	0-0	.000	1	4	5	5.0	4	0	0	2	1	1	6	6.0
Nino Johnson	1-0	13	13.0	2-4	.500	0-0	.000	0-0	.000	0	4	4	4.0	2	0	0	0	0	0	4	4.0
Michael Porter	1-1	19	19.0	1-2	.500	0-1	.000	1-2	.500	1	1	2	2.0	4	0	2	2	0	0	3	3.0

### Missouri-Kansas City (UMKC)

	G-GS	Min	Avg	FG-FGA	Pct	3FG-3FGA	Pct	FT-FTA	Pct	Off	Def	Tot	Avg	PF	FO	A	TO	Blk	Stl	Pts	Avg
Marland Smith	2-2	72	36.0	9-29	.310	3-13	.231	7-8	.875	3	6	9	4.5	5	0	8	2	0	1	28	14.0
Tyler Stone	1-1	30	30.0	5-10	.500	0-1	.000	2-4	.500	3	6	9	9.0	1	0	1	2	0	2	12	12.0
Lucas Nutt	2-1	46	23.0	4-12	.333	1-4	.250	3-4	.750	0	3	3	1.5	5	0	5	3	0	2	12	6.0
Nick Niemczyk	2-0	49	24.5	4-12	.333	2-7	.286	0-0	.000	0	4	4	2.0	2	0	3	1	0	2	10	5.0
Michael Porter	1-0	12	12.0	2-3	.667	0-0	.000	0-0	.000	1	0	1	1.0	1	0	0	1	0	0	4	4.0
Nino Johnson	1-0	3	3.0	0-0	.000	0-0	.000	0-0	.000	0	0	0	0.0	1	0	1	0	0	0	0	0.0
Corey Wilford	1-0	3	3.0	0-0	.000	0-0	.000	0-0	.000	0	0	0	0.0	0	0	0	0	0	0	0	0.0

### Missouri

	G-GS	Min	Avg	FG-FGA	Pct	3FG-3FGA	Pct	FT-FTA	Pct	Off	Def	Tot	Avg	PF	FO	A	TO	Blk	Stl	Pts	Avg
Tyler Stone	1-1	37	37.0	7-14	.500	1-1	1.000	3-4	.750	2	4	6	6.0	3	0	1	2	1	1	18	18.0
Nino Johnson	1-0	22	22.0	5-7	.714	0-0	.000	1-2	.500	3	4	7	7.0	2	0	1	2	1	1	11	11.0
Marland Smith	1-1	23	23.0	3-9	.333	1-3	.333	0-0	.000	1	2	3	3.0	3	0	0	4	0	1	7	7.0
Lucas Nutt	1-1	31	31.0	2-6	.333	1-4	.250	0-0	.000	0	1	1	1.0	2	0	2	1	0	1	5	5.0
Michael Porter	1-1	21	21.0	1-5	.200	0-0	.000	3-4	.750	1	4	5	5.0	4	0	0	1	0	0	5	5.0
Nick Niemczyk	1-0	10	10.0	1-2	.500	0-1	.000	0-0	.000	0	1	1	1.0	3	0	2	2	0	0	2	2.0

### Morehead State

	G-GS	Min	Avg	FG-FGA	Pct	3FG-3FGA	Pct	FT-FTA	Pct	Off	Def	Tot	Avg	PF	FO	A	TO	Blk	Stl	Pts	Avg
Nick Niemczyk	1-1	30	30.0	4-8	.500	3-6	.500	2-2	1.000	0	5	5	5.0	2	0	0	0	0	1	13	13.0
Corey Wilford	1-0	15	15.0	5-7	.714	3-4	.750	0-0	.000	0	1	1	1.0	2	0	2	0	0	0	13	13.0
Tyler Stone	1-1	33	33.0	4-11	.364	0-0	.000	2-6	.333	1	8	9	9.0	2	0	4	2	0	0	10	10.0
Lucas Nutt	3-2	87	29.0	7-20	.350	6-13	.462	6-7	.857	0	1	1	0.3	6	0	6	11	0	3	26	8.7
Marland Smith	5-3	131	26.2	13-50	.260	9-32	.281	6-8	.750	7	17	24	4.8	7	0	6	9	0	4	41	8.2
Michael Porter	1-0	19	19.0	2-3	.667	0-1	.000	0-0	.000	0	2	2	2.0	1	0	1	2	0	0	4	4.0

### Murray State

	G-GS	Min	Avg	FG-FGA	Pct	3FG-3FGA	Pct	FT-FTA	Pct	Off	Def	Tot	Avg	PF	FO	A	TO	Blk	Stl	Pts	Avg
Marland Smith	6-5	189	31.5	25-58	.431	13-33	.394	23-28	.821	3	14	17	2.8	17	1	7	17	0	9	86	14.3
Corey Wilford	2-0	52	26.0	8-24	.333	6-16	.375	5-5	1.000	1	1	2	1.0	5	1	0	2	0	0	27	13.5
Lucas Nutt	4-3	108	27.0	8-23	.348	2-10	.200	11-11	1.000	0	4	4	1.0	11	0	9	11	0	3	29	7.3
Tyler Stone	2-2	43	21.5	5-14	.357	0-1	.000	3-6	.500	1	8	9	4.5	6	0	1	1	1	2	13	6.5
Michael Porter	2-0	38	19.0	6-12	.500	0-1	.000	0-0	.000	7	3	10	5.0	4	0	3	1	0	2	12	6.0
Nick Niemczyk	1-1	29	29.0	3-6	.500	0-1	.000	0-0	.000	0	3	3	3.0	2	0	3	1	0	1	6	6.0
Nino Johnson	2-0	12	6.0	0-1	.000	0-0	.000	1-2	.500	0	3	3	1.5	1	0	0	2	1	1	1	0.5





# SOUTHEAST MISSOURI BASKETBALL

Season Preview	Coaching Staff	Player Profiles	Year in Review
----------------	----------------	-----------------	----------------

## Norfolk State

	G-GS	Min	Avg	FG-FGA	Pct	3FG-3FGA	Pct	FT-FTA	Pct	Off	Def	Tot	Avg	PF	FO	A	TO	Blk	Stl	Pts	Avg
Marland Smith	1-1	30	30.0	5-10	.500	3-6	.500	0-1	.000	0	2	2	2.0	1	0	1	0	0	1	13	13.0
Lucas Nutt	1-0	4	4.0	0-0	.000	0-0	.000	0-0	.000	0	0	0	0.0	0	0	1	0	0	0	0	0.0

## Northern Illinois

	G-GS	Min	Avg	FG-FGA	Pct	3FG-3FGA	Pct	FT-FTA	Pct	Off	Def	Tot	Avg	PF	FO	A	TO	Blk	Stl	Pts	Avg
Marland Smith	1-1	15	15.0	2-5	.400	2-3	.667	0-0	.000	0	1	1	1.0	2	0	1	0	0	0	6	6.0
Lucas Nutt	1-0	9	9.0	1-1	1.000	0-0	.000	0-0	.000	0	1	1	1.0	2	0	0	1	0	0	2	2.0

## Oregon

	G-GS	Min	Avg	FG-FGA	Pct	3FG-3FGA	Pct	FT-FTA	Pct	Off	Def	Tot	Avg	PF	FO	A	TO	Blk	Stl	Pts	Avg
Tyler Stone	1-1	34	34.0	8-14	.571	1-1	1.000	3-6	.500	0	5	5	5.0	3	0	1	3	2	1	20	20.0
Marland Smith	1-1	27	27.0	4-10	.400	2-4	.500	2-2	1.000	1	2	3	3.0	1	0	3	2	1	2	12	12.0
Nick Niemczyk	1-0	14	14.0	3-6	.500	1-4	.250	0-0	.000	0	0	0	0.0	0	0	0	0	0	0	7	7.0
Corey Wilford	1-0	18	18.0	3-5	.600	1-1	1.000	0-0	.000	0	1	1	1.0	1	0	2	1	0	1	7	7.0
Lucas Nutt	1-1	21	21.0	1-4	.250	0-2	.000	3-4	.750	0	0	0	0.0	2	0	2	3	0	0	5	5.0
Nino Johnson	1-0	14	14.0	1-1	1.000	0-0	.000	2-4	.500	1	3	4	4.0	2	0	0	2	0	0	4	4.0
Michael Porter	1-0	12	12.0	1-1	1.000	0-0	.000	0-0	.000	0	1	1	1.0	3	0	0	0	0	0	2	2.0

## St. Bonaventure

	G-GS	Min	Avg	FG-FGA	Pct	3FG-3FGA	Pct	FT-FTA	Pct	Off	Def	Tot	Avg	PF	FO	A	TO	Blk	Stl	Pts	Avg
Lucas Nutt	1-0	22	22.0	1-6	.167	1-2	.500	2-2	1.000	1	0	1	1.0	1	0	4	2	0	2	5	5.0
Marland Smith	1-1	20	20.0	2-7	.286	1-4	.250	0-0	.000	1	2	3	3.0	1	0	2	3	0	1	5	5.0

## Sacramento State

	G-GS	Min	Avg	FG-FGA	Pct	3FG-3FGA	Pct	FT-FTA	Pct	Off	Def	Tot	Avg	PF	FO	A	TO	Blk	Stl	Pts	Avg
Marland Smith	2-2	70	35.0	12-24	.500	11-18	.611	2-2	1.000	2	6	8	4.0	2	0	7	2	0	2	37	18.5
Tyler Stone	1-1	34	34.0	8-15	.533	0-1	.000	0-1	.000	2	7	9	9.0	2	0	2	0	1	0	16	16.0
Nick Niemczyk	1-1	35	35.0	5-14	.357	4-8	.500	0-0	.000	1	1	2	2.0	2	0	2	0	0	1	14	14.0
Michael Porter	1-0	24	24.0	4-7	.571	0-0	.000	5-6	.833	5	2	7	7.0	4	0	0	2	0	0	13	13.0
Lucas Nutt	2-1	64	32.0	6-13	.462	3-10	.300	5-6	.833	1	6	7	3.5	3	0	13	2	0	2	20	10.0
Corey Wilford	1-0	10	10.0	1-2	.500	1-2	.500	0-0	.000	0	1	1	1.0	0	0	0	0	0	0	3	3.0

## Saint Louis

	G-GS	Min	Avg	FG-FGA	Pct	3FG-3FGA	Pct	FT-FTA	Pct	Off	Def	Tot	Avg	PF	FO	A	TO	Blk	Stl	Pts	Avg
Marland Smith	1-1	10	10.0	0-2	.000	0-0	.000	0-0	.000	1	1	2	2.0	1	0	0	2	0	0	0	0.0

## Southeastern Louisiana

	G-GS	Min	Avg	FG-FGA	Pct	3FG-3FGA	Pct	FT-FTA	Pct	Off	Def	Tot	Avg	PF	FO	A	TO	Blk	Stl	Pts	Avg
Tyler Stone	1-1	39	39.0	7-13	.538	0-0	.000	4-5	.800	4	13	17	17.0	2	0	0	3	0	2	18	18.0
Marland Smith	1-0	32	32.0	4-10	.400	1-2	.500	2-2	1.000	0	0	0	0.0	4	0	0	1	0	1	11	11.0
Corey Wilford	1-0	34	34.0	3-9	.333	1-4	.250	4-4	1.000	0	2	2	2.0	4	0	2	3	0	1	11	11.0
Lucas Nutt	1-1	8	8.0	0-1	.000	0-1	.000	2-2	1.000	0	0	0	0.0	2	0	1	2	0	0	2	2.0
Nino Johnson	1-0	3	3.0	0-0	.000	0-0	.000	0-0	.000	0	0	0	0.0	1	0	1	1	0	1	0	0.0
Nick Niemczyk	1-1	16	16.0	0-3	.000	0-1	.000	0-0	.000	0	1	1	1.0	1	0	2	2	0	0	0	0.0
Michael Porter	1-0	12	12.0	0-1	.000	0-0	.000	0-0	.000	0	0	0	0.0	2	0	1	1	0	0	0	0.0

## SIU Edwardsville

	G-GS	Min	Avg	FG-FGA	Pct	3FG-3FGA	Pct	FT-FTA	Pct	Off	Def	Tot	Avg	PF	FO	A	TO	Blk	Stl	Pts	Avg
Marland Smith	4-4	149	37.2	32-57	.561	12-28	.429	18-21	.857	1	18	19	4.8	8	0	7	4	2	8	94	23.5
Tyler Stone	2-2	65	32.5	15-29	.517	0-2	.000	0-0	.000	3	10	13	6.5	4	0	4	2	3	0	30	15.0
Nick Niemczyk	2-2	72	36.0	10-20	.500	7-14	.500	1-1	1.000	1	6	7	3.5	3	0	11	1	0	1	28	14.0
Michael Porter	2-0	34	17.0	8-9	.889	2-3	.667	0-0	.000	0	3	3	1.5	4	0	3	0	0	4	18	9.0
Lucas Nutt	3-1	52	17.3	3-11	.273	1-5	.200	9-9	1.000	2	4	6	2.0	3	0	7	2	0	0	16	5.3
Corey Wilford	2-0	6	3.0	2-4	.500	1-2	.500	0-0	.000	0	1	1	0.5	2	0	0	1	0	0	5	2.5
Nino Johnson	2-0	3	1.5	0-0	.000	0-0	.000	0-0	.000	0	0	0	0.0	0	0	0	1	0	0	0	0.0

## Southern Illinois

	G-GS	Min	Avg	FG-FGA	Pct	3FG-3FGA	Pct	FT-FTA	Pct	Off	Def	Tot	Avg	PF	FO	A	TO	Blk	Stl	Pts	Avg
Marland Smith	2-1	58	29.0	4-17	.235	1-6	.167	2-4	.500	1	4	5	2.5	6	0	5	8	0	3	11	5.5
Lucas Nutt	2-1	38	19.0	2-6	.333	1-1	1.000	3-4	.750	0	5	5	2.5	1	0	5	4	0	0	8	4.0





Opponents	This is the OVC	Records & History	This is Southeast
-----------	-----------------	-------------------	-------------------

**Southern Methodist (SMU)**

	G-GS	Min	Avg	FG-FGA	Pct	3FG-3FGA	Pct	FT-FTA	Pct	Off	Def	Tot	Avg	PF	FO	A	TO	Blk	Stl	Pts	Avg
Marland Smith	2-2	74	37.0	14-32	.438	8-18	.444	6-6	1.000	2	4	6	3.0	2	0	7	5	0	0	42	21.0
Tyler Stone	1-1	31	31.0	5-10	.500	0-0	.000	1-1	1.000	1	9	10	10.0	3	0	0	1	3	1	11	11.0
Corey Wilford	1-0	16	16.0	4-6	.667	1-3	.333	2-2	1.000	0	3	3	3.0	0	0	0	3	0	0	11	11.0
Nick Niemczyk	1-1	25	25.0	3-8	.375	2-5	.400	0-0	.000	0	2	2	2.0	2	0	1	2	0	0	8	8.0
Lucas Nutt	2-1	38	19.0	2-7	.286	0-5	.000	6-6	1.000	1	3	4	2.0	6	0	4	2	0	1	10	5.0
Nino Johnson	1-0	5	5.0	0-1	.000	0-0	.000	0-0	.000	0	0	0	0.0	1	0	0	0	0	1	0	0.0
Michael Porter	1-0	18	18.0	0-0	.000	0-0	.000	0-2	.000	1	0	1	1.0	2	0	0	1	0	0	0	0.0

**Tennessee State**

	G-GS	Min	Avg	FG-FGA	Pct	3FG-3FGA	Pct	FT-FTA	Pct	Off	Def	Tot	Avg	PF	FO	A	TO	Blk	Stl	Pts	Avg
Corey Wilford	1-0	29	29.0	6-15	.400	4-9	.444	0-0	.000	2	4	6	6.0	3	0	2	1	0	1	16	16.0
Marland Smith	5-4	157	31.4	27-76	.355	10-41	.244	13-17	.765	6	17	23	4.6	15	0	10	7	0	6	77	15.4
Lucas Nutt	4-3	106	26.5	15-22	.682	8-12	.667	11-13	.846	2	5	7	1.8	8	0	16	10	0	3	49	12.3
Tyler Stone	1-1	27	27.0	3-6	.500	0-1	.000	1-2	.500	1	5	6	6.0	1	0	0	4	1	0	7	7.0
Nino Johnson	1-0	11	11.0	1-1	1.000	0-0	.000	2-2	1.000	2	1	3	3.0	2	0	2	2	1	0	4	4.0
Michael Porter	1-0	8	8.0	0-0	.000	0-0	.000	0-0	.000	0	1	1	1.0	3	0	0	0	0	0	0	0.0

**Tennessee Tech**

	G-GS	Min	Avg	FG-FGA	Pct	3FG-3FGA	Pct	FT-FTA	Pct	Off	Def	Tot	Avg	PF	FO	A	TO	Blk	Stl	Pts	Avg
Marland Smith	5-5	164	32.8	26-60	.433	12-33	.364	15-17	.882	3	10	13	2.6	11	1	13	7	1	9	79	15.8
Tyler Stone	5-5	164	32.8	26-60	.433	12-33	.364	15-17	.882	3	10	13	2.6	11	1	13	7	1	9	79	15.8
Lucas Nutt	3-2	92	30.7	8-17	.471	4-8	.500	11-14	.786	0	4	4	1.3	9	0	7	7	0	0	31	10.3
Michael Porter	1-0	17	17.0	1-3	.333	0-0	.000	1-4	.250	0	1	1	1.0	1	0	1	2	0	0	3	3.0
Nino Johnson	1-0	1	1.0	1-1	1.000	0-0	.000	0-0	.000	0	0	0	0.0	1	0	0	0	0	0	2	2.0
Corey Wilford	1-1	12	12.0	0-4	.000	0-2	.000	0-0	.000	0	0	0	0.0	0	0	0	0	0	0	0	0.0

**UT Martin**

	G-GS	Min	Avg	FG-FGA	Pct	3FG-3FGA	Pct	FT-FTA	Pct	Off	Def	Tot	Avg	PF	FO	A	TO	Blk	Stl	Pts	Avg
Tyler Stone	2-2	54	27.0	16-26	.615	1-1	1.000	2-2	1.000	2	10	12	6.0	5	0	1	2	3	1	35	17.5
Marland Smith	6-6	207	34.5	28-66	.424	13-38	.342	13-18	.722	4	22	26	4.3	15	0	16	8	1	6	82	13.7
Nick Niemczyk	2-2	58	29.0	8-19	.421	5-12	.417	1-1	1.000	0	7	7	3.5	3	0	4	2	0	1	22	11.0
Lucas Nutt	4-2	93	23.3	13-26	.500	5-12	.417	12-14	.857	2	8	10	2.5	5	0	20	6	0	2	43	10.8
Corey Wilford	2-0	23	11.5	7-14	.500	2-6	.333	1-2	.500	2	2	4	2.0	2	0	2	0	0	0	17	8.5
Michael Porter	2-0	31	15.5	6-9	.667	0-0	.000	0-0	.000	2	2	4	2.0	6	1	1	2	1	1	12	6.0
Nino Johnson	1-0	11	11.0	2-2	1.000	0-0	.000	2-3	.667	2	2	4	4.0	0	0	0	2	0	0	6	6.0

**Williams Baptist College**

	G-GS	Min	Avg	FG-FGA	Pct	3FG-3FGA	Pct	FT-FTA	Pct	Off	Def	Tot	Avg	PF	FO	A	TO	Blk	Stl	Pts	Avg
Marland Smith	1-1	17	17.0	8-16	.500	3-9	.333	0-0	.000	0	2	2	2.0	1	0	5	0	1	1	19	19.0
Lucas Nutt	1-0	27	27.0	4-8	.500	2-3	.667	0-0	.000	1	2	3	3.0	1	0	12	1	0	4	10	10.0





## FREE ONLINE MARKETING SEMINAR

Attend a free Yellowbook360 online marketing seminar to learn smart strategies for local business success. Discover local search engine optimization techniques, pay per click advertising strategies, website design best practices, the value of internet yellow pages, online video opportunities and more. Attendees receive a personalized website and visibility analysis and online marketing consultation.

If you're looking to get the internet working for your business, you can't afford to miss this FREE seminar.

Sign up at **[schedule2.yellowbook360.com](http://schedule2.yellowbook360.com)**.



YELLOWBOOK  
DIRECTORY



YELLOWBOOK  
.COM



SOCIAL  
MEDIA



DIRECT  
MARKETING



EXPERT  
ADVICE



WEBSITE  
PACKAGES



SEARCH  
MARKETING



METRICS  
REPORTS

***yellowbook360***<sup>SM</sup>

YELLOWBOOK360.COM • 1-866-777-0433





# YEAR IN REVIEW

IN THIS SECTION ...

- » 2011-12 Review
- » 2011-12 Final Statistics
- » 2011-12 Box Scores







# SOUTHEAST MISSOURI BASKETBALL

Season Preview

Coaching Staff

Player Profiles

Year in Review

## Southeast Takes Big Step Forward in 2011-12

The 2011-12 season was somewhat of a turnaround for Southeast Missouri, which went 15-16 overall and finished fifth in the Ohio Valley Conference at 9-7.

Southeast posted its first winning record in league play since 2004-05 and notched its most victories in a season in seven years.

The Redhawks enjoyed a nice start to the conference season with wins in five of their first six OVC contests. Southeast also went undefeated in its first five league games at home and later finished the year with a 10-4 mark at the Show Me Center.

Southeast was second in the OVC standings in early February, but dropped five of its final eight games of the regular-season.

The fifth-seeded Redhawks later headed to their second-straight OVC Tournament under head coach Dickey Nutt and eliminated Eastern Kentucky for the second-consecutive season in first round action.

Southeast's season came to an end with a heartbreaking 77-73

quarterfinal loss to Tennessee Tech. The Redhawks used a 30-9 run to overcome a 19-point deficit in the second half before coming up short.

"We were sick to our stomachs because that game could have gone either way," said Nutt. "We showed a lot of heart and I was very proud of our team."

Although the last leg of the season may not have gone the way Nutt would have liked, Southeast had plenty to hang its hat on. For instance, the Redhawks saw a +5 increase in the win column after going 10-22 the previous year. Southeast also led the OVC in field goal percentage (.475), rebounding offense (35.2 rpg), assists (14.9 apg), assist/turnover ratio (462 assists/405 turnovers, 1.1 ratio) and defensive rebounds (23.8 rpg). In addition, the Redhawks ranked 23rd in the nation in field goal percentage.

Forward Tyler Stone stormed onto the scene, leading Southeast in points (14.7 ppg) and rebounds (7.3 rpg).

Stone, who earned First-Team National Association of Basketball



Coaches (NABC) All-District and Second-Team All-OVC accolades, started 29 of 31 games and pitched in 20 or more points on five occasions. He was the Redhawks top scorer in 10 games, turned in six double-doubles and was named OVC Newcomer of the Week a league-high six times. Stone made the game-winning basket with four seconds left in overtime against Southeastern Louisiana (Dec. 3), as well.

Guard Marland Smith and forward Leon Powell followed with 12.3 and 10.6 points per game, respectively.

Smith went over 1,000 points in his career and ranked among OVC individuals in scoring (15th), three-point field goal percentage (6th, .399) and three-point field goals made (8th, 63). He started 27 games and amassed 20 or more points a team-high seven times.

"Marland is a very unselfish player," said Nutt. "His stats showed that over the course of the season."

Smith was equally impressive on the defensive end, where he collected a team-high 28 steals.

Additionally, he became Southeast's first OVC Player of the Week since 2007-08.

For the second-straight season, forward Leon Powell led the Redhawks in field goal percentage. Powell made 126-of-213 shots for a 59.2 percent clip. His 42 blocks were third in the conference.

"Leon was one of our most consistent players last season," commented Nutt. "He had an outstanding career at Southeast."

Guard Nick Niemczyk solidified Southeast's perimeter play, averaging 9.2 points per game.

Niemczyk was the team's second-leading three-point shooter, knocking down 46-of-125 (.368) attempts. He hit some big shots, including the game-tying three-pointer in the Redhawks near comeback against Tennessee Tech (Mar. 1) at the OVC Tournament.

Fellow guard Marcus Brister, like Powell, also put the finishing touches on a nice career.

Brister led the Redhawks with 103 assists in 26 starts at the point. He was one of three players on the team to shoot over 50 percent from the field (.503).







# SOUTHEAST MISSOURI BASKETBALL



Opponents	This is the OVC	Records & History	This is Southeast
-----------	-----------------	-------------------	-------------------

Lucas Nutt was another player who saw significant playing time in the backcourt.

Nutt played in all 31 games and made 16 starts. He led the OVC in assist/turnover ratio (96/43, 2.2 ratio) and was one of the team's top free throw shooters (52-of-61, .852). In fact, Nutt buried the game-winning free throw with 3.3 seconds left to give Southeast a 77-76 victory at Sacramento State (Dec. 22). Southeast ended a nine-game road losing streak with that win.

"Lucas was one of our most improved players," added Nutt.

While Stone, Powell, Smith, Niemczyk and Nutt accounted for the bulk of the starts last season, guard Corey Wilford and forwards Michael Porter and Nino Johnson did their part off the bench.

Wilford came on strong toward the end of the year, contributing double-digit points in six of his last 12 games.

He averaged 6.6 points in 15.3 minutes and ranked third on the team with 32 three-point field goals made. Wilford, at one time,

went five-straight games with multiple threes.

Porter was Southeast's blue collar guy underneath. He averaged 4.4 points and 2.9 rebounds over 31 games and four starts in the trenches. Porter scored 10 or more points four times, including a season-high 13 on two occasions.

Meanwhile, Johnson pitched in 2.2 points per game in an average of 7.8 minutes off the bench as a true freshman. He started the year by scoring 11 points in back-to-back contests.

Pandemonium struck the Show Me Center late in the season when Southeast took the court against then-No. 14/16 Murray State on Feb. 15.

It marked the first time in over a decade where the Redhawks played in front of a sellout crowd, as 7,125 witnessed that highly-anticipated matchup.

Southeast's first-ever meeting against a ranked opponent in Cape Girardeau resulted in a 75-66 loss for the Redhawks, but there were plenty of positives that came away from that game.



**MARLAND SMITH**  
Second-Team NABC All-District

Southeast's student section, otherwise known as the "Redhawks Nest," was rocking. Over 1,200 students stormed the Show Me Center to assemble a hostile environment behind the basket on the west end. Balloons and over-sized heads were waving in the stands, creating an electrifying homecourt advantage.

For the first time in their careers, seniors Powell, Brister,

Logan Nutt and Zach House experienced a full house at the Show Me Center.

The place was buzzing from start to finish as the home crowd marked Southeast's fifth-largest in school history.

It left a taste of exciting times ahead for the Redhawk men's basketball program which continues to improve with Nutt at the helm.







# SOUTHEAST MISSOURI BASKETBALL

Season Preview	Coaching Staff	Player Profiles	Year in Review
----------------	----------------	-----------------	----------------

All Games (15-16; 10-4 Home; 4-11 Away; 1-1 Neutral; 9-7 and 5th in the OVC)

		TOTAL						3-PTS			REBOUNDS																	
No.	Player	GP	GS	Min	Avg	FG	FGA	Pct	3FG	3FGA	Pct	FT	FTA	Pct	Off	Def	Tot	Avg	PF	FO	A	TO	Blk	Stl	Pts	Avg		
33	Tyler Stone	31	29	918	29.6	193	364	.530	8	23	.348	62	100	.620	53	174	227	7.3	71	0	26	48	34	21	456	14.7		
23	Marland Smith	31	27	935	30.2	123	283	.435	63	158	.399	71	91	.780	20	74	94	3.0	68	4	76	49	5	28	380	12.3		
42	Leon Powell	30	29	794	26.5	126	213	.592	0	0	.000	67	135	.496	111	102	213	7.1	109	6	20	59	42	19	319	10.6		
3	Nick Niemczyk	26	20	687	26.4	87	215	.405	46	125	.368	20	22	.909	4	60	64	2.5	55	1	53	24	3	22	240	9.2		
2	Marcus Brister	28	26	759	27.1	88	175	.503	0	1	.000	35	77	.455	24	92	116	4.1	48	1	103	84	1	18	211	7.5		
4	Corey Wilford	26	1	398	15.3	61	152	.401	32	87	.368	17	21	.810	7	28	35	1.3	37	2	21	20	3	7	171	6.6		
13	Lucas Nutt	31	16	664	21.4	42	120	.350	22	71	.310	52	61	.852	5	33	38	1.2	56	1	96	43	1	13	158	5.1		
11	Michael Porter	31	4	496	16.0	53	96	.552	3	10	.300	26	39	.667	40	51	91	2.9	76	1	20	28	1	16	135	4.4		
1	Nino Johnson	26	0	202	7.8	20	34	.588	0	0	.000	16	28	.571	16	33	49	1.9	27	0	13	21	8	7	56	2.2		
5	Telvin Wilkerson	16	1	130	8.1	11	38	.289	6	12	.500	1	3	.333	4	17	21	1.3	8	0	6	6	0	1	29	1.8		
40	Zach House	13	0	52	4.0	7	12	.583	0	0	.000	0	3	.000	2	8	10	0.8	7	0	1	2	8	2	14	1.1		
12	Logan Nutt	19	2	162	8.5	7	19	.368	1	3	.333	4	7	.571	1	10	11	0.6	12	0	27	16	0	2	19	1.0		
15	Waylon Jones	10	0	28	2.8	1	3	.333	0	0	.000	2	5	.400	3	4	7	0.7	8	0	0	2	2	0	4	0.4		
TM	TEAM														63	51	114	3.7	0			3			0			
	Total.....	31	-	6225	-	819	1724	.475	181	490	.369	373	592	.630	353	737	1090	35.2	582	16	462	405	108	156	2192	70.7		
	Opponents.....	31	-	6225	-	746	1701	.439	187	485	.386	491	678	.724	323	688	1011	32.6	549	-	348	337	99	197	2170	70.0		

## 2011-12 Results

Date	Opponent	Result	Score	Attendance	Team Statistics	SEMO	Opponent
11-11-11	at Missouri	L	68-83	9612	SCORING.....	2192	2170
11-14-11	HARRIS-STOWE	W	95-60	1311	Points per game.....	70.7	70.0
11-16-11	at Bradley	L	65-66	4340	Scoring margin.....	+0.7	-
11-20-11	at Oregon	L	61-86	6859	FIELD GOALS-ATTEMPTED .....	819-1724	746-1701
11-23-11	HANNIBAL-LAGRANGE	W	82-72	1450	Field goal percentage .....	.475	.439
11-26-11	MIAMI (OHIO)	W	64-57	1462	3 POINT FIELD GOALS-ATTEMPTED .....	181-490	187-485
11-29-11	at Arkansas State	L	63-79	2788	3-point FG percentage.....	.369	.386
12-03-11	SOUTHEASTERN LOUISIANA	W	63-61 <sup>OT</sup>	1918	3-pt FG made per game .....	5.8	6.0
12-05-11	at Central Arkansas	L	72-88	1021	FREE THROWS-ATTEMPTED .....	373-592	491-678
12-10-11	UMKC	L	69-74	1850	Free throw percentage.....	.630	.724
12-19-11	SMU	L	65-84	1662	Free throws made per game.....	12.0	15.8
12-22-11	at Sacramento State	W	77-76	554	REBOUNDS .....	1090	1011
12-28-11	MOREHEAD STATE*	W	67-51	2164	Rebounds per game .....	35.2	32.6
01-02-12	JACKSONVILLE STATE*	W	74-56	1120	Rebounding margin .....	+2.5	-
01-05-12	at UT Martin*	W	73-71	714	ASSISTS .....	462	348
01-07-12	at Eastern Kentucky*	L	59-63	1450	Assists per game .....	14.9	11.2
01-12-12	SIU EDWARDSVILLE*	W	85-68	1851	TURNOVERS .....	405	337
01-14-12	EASTERN ILLINOIS*	W	80-73	2371	Turnovers per game .....	13.1	10.9
01-21-12	at Tennessee Tech*	L	62-77	2685	Turnover margin .....	-2.2	-
01-26-12	AUSTIN PEAY*	W	65-60	2950	Assist/turnover ratio .....	1.1	1.0
01-30-12	at Eastern Illinois*	W	74-53	1444	STEALS.....	156	197
02-02-12	at Murray State*	L	73-81	8369	Steals per game.....	5.0	6.4
02-04-12	TENNESSEE STATE*	L	72-75	3500	BLOCKS .....	108	99
02-09-12	UT MARTIN*	W	86-56	2250	Blocks per game.....	3.5	3.2
02-11-12	at SIU Edwardsville*	W	85-72	1914	ATTENDANCE .....	32984	50648
02-15-12	MURRAY STATE*	L	66-75	7125	Home games-Avg/Game .....	14-2356	15-3153
02-18-12	at McNeese State!	L	61-74	1144	Neutral site-Avg/Game .....	-	2-1673
02-23-12	at Jacksonville State*	L	59-69	1201			
02-25-12	at Austin Peay*	L	59-68	3207			
02-29-12	vs. Eastern Kentucky#	W	75-65	1725			
03-01-12	vs. Tennessee Tech#	L	73-77	1621			

\* - Ohio Valley Conference Game

HOME GAMES IN ALL CAPS

! - ESPN BracketBuster

# - Ohio Valley Conference Tournament (Nashville, Tenn.)

Score by Periods	1st	2nd	OT	Totals
Southeast Missouri	1040	1143	9	2192
Opponents	1028	1135	7	2170

## » 2011-12 Final Statistics





Opponents	This is the OVC	Records & History	This is Southeast
-----------	-----------------	-------------------	-------------------

Conference Games (9-7 Overall; 6-2 Home; 3-5 Away)

No.	Player	GP	GS	Min	Avg	TOTAL			3-PTS			REBOUNDS										PF	FO	A	TO	Blk	Stl	Pts	Avg
						FG	FGA	Pct	3FG	3FGA	Pct	FT	FTA	Pct	Off	Def	Tot	Avg	PF	FO	A	TO	Blk	Stl					
23	Marland Smith	16	16	548	34.2	74	162	.457	38	93	.409	40	52	.769	9	52	61	3.8	39	2	42	27	3	20				226	14.1
33	Tyler Stone	16	16	480	30.0	96	185	.519	3	10	.300	30	48	.625	23	85	108	6.8	36	0	14	26	21	8				225	14.1
42	Leon Powell	16	16	452	28.3	62	116	.534	0	0	.000	39	71	.549	64	50	114	7.1	61	3	13	35	28	8				163	10.2
3	Nick Niemczyk	11	11	341	31.0	37	92	.402	25	63	.397	7	8	.875	2	30	32	2.9	25	1	27	9	1	8				106	9.6
2	Marcus Brister	16	16	486	30.4	58	113	.513	0	1	.000	18	43	.419	16	66	82	5.1	33	1	70	52	1	10				134	8.4
4	Corey Wilford	14	1	223	15.9	37	96	.385	22	57	.386	9	11	.818	7	14	21	1.5	23	2	12	8	2	3				105	7.5
11	Michael Porter	16	0	246	15.4	35	57	.614	3	8	.375	6	10	.600	16	28	44	2.8	38	1	11	13	1	9				79	4.9
13	Lucas Nutt	16	4	289	18.1	19	46	.413	10	26	.385	28	30	.933	3	20	23	1.4	31	1	38	19	0	6				76	4.8
1	Nino Johnson	14	0	73	5.2	4	7	.571	0	0	.000	9	15	.600	7	11	18	1.3	11	0	3	12	4	2				17	1.2
15	Waylon Jones	7	0	14	2.0	1	1	1.000	0	0	.000	2	5	.400	2	2	4	0.6	2	0	0	1	2	0				4	0.6
12	Logan Nutt	8	0	29	3.6	1	2	.500	1	1	1.000	0	0	.000	0	1	1	0.1	5	0	5	4	0	2				3	0.4
5	Telvin Wilkerson	5	0	7	1.4	0	4	.000	0	1	.000	1	2	.500	0	1	1	0.2	0	0	0	0	0	0				1	0.2
40	Zach House	5	0	12	2.4	0	0	.000	0	0	.000	0	0	.000	0	3	3	0.6	2	0	0	0	1	0				0	0.0
TM	TEAM																												
	Total.....16	-		3200	-	424	881	.481	102	260	.392	189	295	.641	187	388	575	35.9	306	11	235	207	64	76				1139	71.2
	Opponents.....16	-		3200	-	359	873	.411	88	254	.346	262	356	.736	176	333	509	31.8	285	-	154	166	45	91				1068	66.8

Home Games (10-4 Overall, 6-2 OVC)

No.	Player	GP	GS	Min	Avg	TOTAL			3-PTS			REBOUNDS										PF	FO	A	TO	Blk	Stl	Pts	Avg
						FG	FGA	Pct	3FG	3FGA	Pct	FT	FTA	Pct	Off	Def	Tot	Avg	PF	FO	A	TO	Blk	Stl					
23	Marland Smith	14	12	430	30.7	62	139	.446	31	75	.413	31	40	.775	12	29	41	2.9	30	0	44	23	2	13				186	13.3
33	Tyler Stone	14	13	388	27.7	72	140	.514	2	8	.250	24	36	.667	21	76	97	6.9	31	0	12	27	15	11				170	12.1
42	Leon Powell	14	13	382	27.3	65	107	.607	0	0	.000	37	64	.578	59	52	111	7.9	46	2	6	27	16	8				167	11.9
3	Nick Niemczyk	12	9	330	27.5	39	94	.415	21	59	.356	11	13	.846	2	39	41	3.4	24	0	23	9	2	10				110	9.2
4	Corey Wilford	11	0	182	16.5	33	79	.418	18	46	.391	13	15	.867	5	15	20	1.8	15	0	12	12	0	2				97	8.8
2	Marcus Brister	13	12	342	26.3	36	77	.468	0	1	.000	21	38	.553	12	46	58	4.5	20	0	48	39	1	4				93	7.2
13	Lucas Nutt	14	7	259	18.5	23	57	.404	14	34	.412	36	40	.900	1	16	17	1.2	23	0	35	20	1	4				96	6.9
11	Michael Porter	14	2	200	14.3	20	34	.588	2	5	.400	2	6	.333	11	14	25	1.8	29	0	12	14	0	5				44	3.1
1	Nino Johnson	13	0	105	8.1	10	17	.588	0	0	.000	10	16	.625	8	17	25	1.9	12	0	11	11	6	4				30	2.3
5	Telvin Wilkerson	8	1	66	8.3	7	16	.438	3	4	.750	1	3	.333	2	12	14	1.8	1	0	4	2	0	1				18	2.3
40	Zach House	6	0	34	5.7	4	6	.667	0	0	.000	0	1	.000	1	5	6	1.0	5	0	0	1	6	2				8	1.3
12	Logan Nutt	10	1	93	9.3	5	16	.313	1	3	.333	2	4	.500	0	4	4	0.4	6	0	16	7	0	2				13	1.3
15	Waylon Jones	6	0	14	2.3	0	2	.000	0	0	.000	1	2	.500	1	4	5	0.8	5	0	0	0	1	0				1	0.2
TM	TEAM																												
	Total.....14	-		2825	-	376	784	.480	92	235	.391	189	278	.680	171	360	531	37.9	247	2	223	193	50	66				1033	73.8
	Opponents.....14	-		2825	-	317	787	.403	89	249	.357	199	274	.726	156	290	446	31.9	249	-	131	168	43	100				922	65.9

Away Games (4-11 Overall, 3-5 OVC)

No.	Player	GP	GS	Min	Avg	TOTAL			3-PTS			REBOUNDS										PF	FO	A	TO	Blk	Stl	Pts	Avg
						FG	FGA	Pct	3FG	3FGA	Pct	FT	FTA	Pct	Off	Def	Tot	Avg	PF	FO	A	TO	Blk	Stl					
33	Tyler Stone	15	14	467	31.1	103	195	.528	4	13	.308	34	56	.607	19	89	108	7.2	35	0	12	18	19	9				244	16.3
23	Marland Smith	15	13	445	29.7	55	131	.420	30	76	.395	31	38	.816	7	39	46	3.1	35	4	29	22	3	14				171	11.4
42	Leon Powell	14	14	351	25.1	55	92	.598	0	0	.000	28	64	.438	45	39	84	6.0	58	4	12	27	21	10				138	9.9
3	Nick Niemczyk	12	9	309	25.8	41	104	.394	22	58	.379	5	5	1.000	1	19	20	1.7	25	1	26	12	0	10				109	9.1
2	Marcus Brister	14	14	407	29.1	52	94	.553	0	0	.000	14	39	.359	12	45	57	4.1	28	1	53	44	0	14				118	8.4
11	Michael Porter	15	2	261	17.4	30	57	.526	1	5	.200	18	25	.720	24	30	54	3.6	43	1	8	13	1	10				79	5.3
4	Corey Wilford	13	1	166	12.8	19	51	.373	10	29	.345	4	4	1.000	2	7	9	0.7	16	2	8	4	2	3				52	4.0
13	Lucas Nutt	15	7	336	22.4	15	54	.278	6	33	.182	12	14	.857	3	16	19	1.3	31	1	42	18	0	8				48	3.2
1	Nino Johnson	13	0	97	7.5	10	17	.588	0	0	.000	6	12	.500	8	16	24	1.8	15	0	2	10	2	3				26	2.0
5	Telvin Wilkerson	8	0	64	8.0	4	22	.182	3	8	.375	0	0	.000	2	5	7	0.9	7	0	2	4	0	0				11	1.4
40	Zach House	7	0	18	2.6	3	6	.500	0	0	.000	0	2	.000	1	3	4	0.6	2	0	1	1	2	0				6	0.9
12	Logan Nutt	8	1	65	8.1	2	3	.667	0	0	.000	2	3	.667	1	6	7	0.9	6	0	11	9	0	0				6	0.8
15	Waylon Jones	4	0	14	3.5	1	1	1.000	0	0	.000	1	3	.333	2	0	2	0.5	3	0	0	2	1	0				3	0.8
TM	TEAM																												
	Total.....15	-		3000	-	390	827	.472	76	222	.342	155	265	.585	152	330	482	32.1	304	14	206	186	51	81				1011	67.4
	Opponents.....15	-		3000	-	375	802	.468	85	206	.413	271	377	.719	152	356	508	33.9	260	-	189	150	52	80				1106	73.7





## Season Preview

## Coaching Staff

## Player Profiles

## Year in Review

### Neutral Games (1-1)

					TOTAL			3-PTS			REBOUNDS															
No.	Player	GP	GS	Min	Avg	FG	FGA	Pct	3FG	3FGA	Pct	FT	FTA	Pct	Off	Def	Tot	Avg	PF	FO	A	TO	Blk	Stl	Pts	Avg
33	Tyler Stone	2	2	63	31.5	18	29	.621	2	2	1.000	4	8	.500	13	9	22	11.0	5	0	2	3	0	1	42	21.0
23	Marland Smith	2	2	60	30.0	6	13	.462	2	7	.286	9	13	.692	1	6	7	3.5	3	0	3	4	0	1	23	11.5
4	Corey Wilford	2	0	50	25.0	9	22	.409	4	12	.333	0	2	.000	0	6	6	3.0	6	0	1	4	1	2	22	11.0
3	Nick Niemczyk	2	2	48	24.0	7	17	.412	3	8	.375	4	4	1.000	1	2	3	1.5	6	0	4	3	1	2	21	10.5
13	Lucas Nutt	2	2	69	34.5	4	9	.444	2	4	.500	4	7	.571	1	1	2	1.0	2	0	19	5	0	1	14	7.0
42	Leon Powell	2	2	61	30.5	6	14	.429	0	0	.000	2	7	.286	7	11	18	9.0	5	0	2	5	5	1	14	7.0
11	Michael Porter	2	0	35	17.5	3	5	.600	0	0	.000	6	8	.750	5	7	12	6.0	4	0	0	1	0	1	12	6.0
12	Logan Nutt	1	0	4	4.0	0	0	.000	0	0	.000	0	0	.000	0	0	0	0.0	0	0	0	0	0	0	0	0.0
2	Marcus Brister	1	0	10	10.0	0	4	.000	0	0	.000	0	0	.000	0	1	1	1.0	0	0	2	1	0	0	0	0.0
TM	TEAM														2	4	6	3.0	0			0			0	
	Total.....	2	-	400	-	53	113	.469	13	33	.394	29	49	.592	30	47	77	38.5	31	0	33	26	7	9	148	74.0
	Opponents.....	2	-	400	-	54	112	.482	13	30	.433	21	27	.778	15	42	57	28.5	40	-	28	19	4	17	142	71.0

### Game-by-Game Comparison

Game totals are displayed in the format SOUTHEAST MISSOURI/OPPONENT for each category

Opponent	1st	2nd	Score	Mar	Total FG	FG Pct	3-Pointers	3FG Pct	Free Throws	FT Pct	Rebounds	Assist	TO	Block	Steal	Fouls
Missouri	36/38	32/45	68-83	(15)	27-57/27-58	.474/.466	4-11/6-16	.364/.375	10-15/23-27	.667/.852	31/36 (5)	12/11	14/10	2/5	4/7	24/15
HARRIS-STOWE	48/26	47/34	95-60	+35	40-68/24-71	.588/.338	4-17/7-21	.235/.333	11-16/5-9	.688/.556	48/33 +15	28/10	11/15	6/1	5/7	12/17
Bradley	34/34	31/32	65-66	(1)	27-56/26-47	.482/.553	4-16/5-12	.250/.417	7-17/9-15	.412/.600	31/30 +1	17/17	11/14	0/3	8/2	19/18
Oregon	21/38	40/48	61-86	(25)	22-49/30-62	.449/.484	5-12/6-16	.417/.375	12-18/20-25	.667/.800	29/36 (7)	13/17	19/8	5/5	4/12	20/21
HANNIBAL-LAGRANGE	35/36	47/36	82-72	+10	29-54/27-49	.537/.551	7-18/10-16	.389/.625	17-25/8-13	.680/.615	28/28 -	17/15	13/22	3/5	11/3	13/21
MIAMI (OHIO)	22/30	42/27	64-57	+7	22-50/20-53	.440/.377	5-15/5-20	.333/.250	15-23/12-17	.652/.706	34/35 (1)	13/9	13/16	1/5	5/6	19/18
Arkansas State	29/44	34/35	63-79	(16)	25-54/27-49	.463/.551	6-15/6-8	.400/.750	7-15/19-26	.467/.731	26/35 (9)	12/9	13/11	3/1	5/7	19/15
SOUTHEASTERN LA.	33/25	21/29	63-61	+2	20-53/21-58	.377/.362	2-8/4-19	.250/.211	21-28/15-24	.750/.625	42/36 +6	12/8	18/12	0/5	5/11	19/20
Central Arkansas	34/41	38/47	72-88	(16)	30-60/29-58	.500/.500	1-8/4-6	.125/.667	11-23/26/45	.478/.578	34/42 (8)	13/14	18/10	5/5	7/10	28/19
UMKC	28/41	41/33	69-74	(5)	26-58/24-49	.448/.490	3-14/13-21	.214/.619	14-21/13-15	.667/.867	38/24 +14	15/13	9/9	4/6	4/6	14/18
SMU	33/38	32/46	65-84	(19)	22-48/24-57	.458/.421	7-21/12-27	.333/.444	14-20/24-33	.700/.727	32/38 (6)	12/14	16/9	5/2	4/12	22/18
Sacramento State	44/33	33/43	77-76	+1	28-58/27-53	.483/.509	12-25/4-12	.480/.333	9-14/18-23	.643/.783	30/33 (3)	20/18	8/6	2/1	3/1	18/14
MOREHEAD STATE	33/19	34/32	67-51	+16	24-47/19-47	.511/.404	9-19/4-20	.474/.200	10-15/9-14	.667/.643	32/25 +7	15/8	11/12	3/0	5/5	16/17
JACKSONVILLE STATE	34/28	40/28	74-56	+18	25-50/19-60	.500/.317	7-18/4-19	.389/.211	17-21/14-20	.810/.700	38/35 +3	17/3	17/13	3/4	3/11	21/19
UT Martin	35/44	38/27	73-71	+2	29-49/27-58	.592/.466	5-8/7-16	.625/.438	10-17/10-13	.588/.769	29/28 +1	19/21	11/7	7/3	3/7	16/17
Eastern Kentucky	36/30	23/33	59-63	(4)	25-44/18-49	.568/.367	5-16/7-16	.313/.438	4-13/20-24	.308/.833	33/24 +9	13/7	17/8	5/2	4/5	18/17
SIU EDWARDSVILLE	46-39	39/29	85-68	+17	32-57/24-62	.561/.387	9-19/7-21	.474/.333	12-15/13-16	.800/.813	28/38 (10)	22/11	8/12	6/1	5/3	17/15
EASTERN ILLINOIS	44/29	36/44	80-73	+7	29-56/27-58	.518/.466	11-20/4-12	.550/.333	11-12/15-17	.550/.882	39/24 +15	19/11	17/8	4/1	4/7	15/17
Tennessee Tech	29/37	33/40	62-77	(15)	27-56/30-53	.482/.566	3-15/5-12	.200/.417	5-13/12-18	.385/.667	25/33 (8)	12/16	12/12	2/3	6/5	16/21
AUSTIN PEAY	37/28	28/32	65-60	+5	23-55/18-52	.418/.346	5-12/4-13	.471/.308	14-26/20-27	.538/.741	50/26 +24	10/7	23/12	5/2	2/9	23/20
Eastern Illinois	31/36	43/17	74-53	+21	27-52/20-54	.519/.370	8-20/4-13	.400/.308	12-18/9-13	.667/.692	42/25 +17	15/9	15/9	4/3	5/6	14/17
Murray State	39/33	34/48	73-81	(8)	28-61/23-57	.459/.404	3-14/8-21	.214/.381	14-23/27-35	.609/.771	34/43 (9)	9/11	10/14	6/5	6/3	26/21
TENNESSEE STATE	35/30	37/45	72-75	(3)	27-66/25-59	.409/.424	10-24/5-13	.417/.385	8-14/20-31	.571/.645	49/35 +14	15/7	17/5	4/4	1/10	23/15
UT MARTIN	42/29	44/27	86/56	+30	35-63/21-60	.556/.350	7-16/5-14	.438/.357	9-13/9-10	.692/.900	38/34 +4	17/9	5/10	5/2	6/3	13/14
SIU Edwardsville	38/33	47/39	85-72	+13	31-58/24-60	.534/.400	8-20/9-23	.400/.391	15-20/15-22	.750/.682	33/33 -	19/11	8/11	3/1	7/2	15/17
MURRAY STATE	22/32	44/43	66-75	(9)	22-59/24-52	.373/.462	6-14/5-13	.429/.385	16-21/22-28	.762/.786	35/35 -	11/6	15/13	1/5	6/7	20/20
McNeese State	35/36	26/38	61-74	(13)	24-65/27-52	.369/.519	6-17/4-7	.353/.571	7-13/16-23	.538/.696	35/39 (4)	10/11	9/10	1/6	6/5	18/10
Jacksonville State	17/27	42/42	59-69	(10)	19-56/18-46	.339/.391	4-15/2-12	.267/.167	17-24/31-46	.708/.674	37/42 (5)	13/6	9/8	5/6	5/4	31/19
Austin Peay	25/24	34/44	59/68	(9)	21-52/22-46	.404/.478	2-10/8-16	.200/.500	15-22/16-22	.682/.727	33/29 +4	9/11	12/12	1/3	8/4	22/19
Eastern Kentucky	38/28	37/37	75-65	+10	27-55/25-62	.491/.403	4-15/7-18	.267/.389	17-33/8-10	.515/.800	44/33 +11	17/9	10/6	4/3	4/5	13/25
Tennessee Tech	27/42	46/35	73-77	(4)	26-58/29-50	.448/.580	9-18/6-12	.500/.500	12-16/13-17	.750/.765	33/24 +9	16/19	16/13	3/1	5/12	18/15

## » 2011-12 Final Statistics





Opponents	This is the OVC	Records & History	This is Southeast
-----------	-----------------	-------------------	-------------------

Team Game-by-Game Statistics

	Score	FG-A	PCT.	3FG-A	PCT.	FT-A	PCT.	Off	Def	Total	F	A	TO	B	S
Southeast Missouri	L, 68-83	27-57	.474	4-11	.364	10-15	.667	9	22	31	24	12	14	2	4
Missouri		27-58	.466	6-16	.375	23-27	.852	11	25	36	15	11	10	5	7
Southeast Missouri	W, 95-60	40-68	.588	4-17	.235	11-16	.688	12	36	48	12	28	11	6	5
Harris-Stowe		24-71	.338	7-21	.333	5-9	.556	14	19	33	17	10	15	1	7
Southeast Missouri	L, 65-66	27-56	.482	4-16	.250	7-17	.412	11	20	31	19	17	11	0	8
Bradley		26-47	.553	5-12	.417	9-15	.600	6	24	30	18	17	14	3	2
Southeast Missouri	L, 61-86	22-49	.449	5-12	.417	12-18	.667	7	22	29	20	13	19	5	4
Oregon		30-62	.484	6-16	.375	20-25	.800	12	24	36	21	17	8	5	12
Southeast Missouri	W, 82-72	29-54	.537	7-18	.389	17-25	.680	8	20	28	13	17	13	3	11
Hannibal-LaGrange		27-49	.551	10-16	.625	8-13	.615	6	22	28	21	15	22	5	3
Southeast Missouri	W, 64-57	22-50	.440	5-15	.333	15-23	.652	9	25	34	19	13	13	1	5
Miami (Ohio)		20-53	.377	5-20	.250	12-17	.706	12	23	35	18	9	16	5	6
Southeast Missouri	L, 63-79	25-54	.463	6-15	.400	7-15	.467	8	18	26	19	12	13	3	5
Arkansas State		27-49	.551	6-8	.750	19-26	.731	8	27	35	15	9	11	1	7
Southeast Missouri	W, 63-61 <sup>OT</sup>	20-53	.377	2-8	.250	21-28	.750	12	30	42	19	12	18	0	5
Southeastern Louisiana		21-58	.362	4-19	.211	15-24	.625	11	25	36	20	8	12	5	11
Southeast Missouri	L, 72-88	30-60	.500	1-8	.125	11-23	.478	12	22	34	28	13	18	5	7
Central Arkansas		29-58	.500	4-6	.667	26-45	.578	15	27	42	19	14	10	5	10
Southeast Missouri	L, 69-74	26-58	.448	3-14	.214	14-21	.667	16	22	38	14	15	9	4	4
UMKC		24-49	.490	13-21	.619	13-15	.867	5	19	24	18	13	9	6	6
Southeast Missouri	L, 65-84	22-48	.458	7-21	.333	14-20	.700	7	25	32	22	12	16	5	4
SMU		24-57	.421	12-27	.444	24-33	.727	15	23	38	18	14	9	2	12
Southeast Missouri	W, 77-76	28-58	.483	12-25	.480	9-14	.643	11	19	30	18	20	8	2	3
Sacramento State		27-53	.509	4-12	.333	18-23	.783	9	24	33	14	18	6	1	1
Southeast Missouri	W, 67-51	24-47	.511	9-19	.474	10-15	.667	6	26	32	16	15	11	3	5
Morehead State		19-47	.404	4-20	.200	9-14	.643	5	20	25	17	8	12	0	5
Southeast Missouri	W, 74-56	25-50	.500	7-18	.389	17-21	.810	5	33	38	21	17	17	3	3
Jacksonville State		19-60	.317	4-19	.211	14-20	.700	13	22	35	19	3	13	4	11
Southeast Missouri	W, 73-71	29-49	.592	5-8	.625	10-17	.588	7	22	29	16	19	11	7	3
UT Martin		27-58	.466	7-16	.438	10-13	.769	10	18	28	17	21	7	3	7
Southeast Missouri	L, 59-63	25-44	.568	5-16	.313	4-13	.308	7	26	33	18	13	17	5	4
Eastern Kentucky		18-49	.367	7-16	.438	20-24	.833	6	18	24	17	7	8	2	5
Southeast Missouri	W, 85-68	32-57	.561	9-19	.474	12-15	.800	8	20	28	17	22	8	6	5
SIU Edwardsville		24-62	.387	7-21	.333	13-16	.813	18	20	38	15	11	12	1	3
Southeast Missouri	W, 80-73	29-56	.518	11-20	.550	11-20	.550	15	24	39	15	19	17	4	4
Eastern Illinois		27-58	.466	4-12	.333	15-17	.882	7	17	24	17	11	8	1	7
Southeast Missouri	L, 62-77	27-56	.482	3-15	.200	5-13	.385	10	15	25	16	12	12	2	6
Tennessee Tech		30-53	.566	5-12	.417	12-18	.667	10	23	33	21	16	12	3	5
Southeast Missouri	W, 65-60	23-55	.418	5-12	.417	14-26	.538	21	29	50	23	10	23	5	2
Austin Peay		18-52	.346	4-13	.308	20-27	.741	9	17	26	20	7	12	2	9
Southeast Missouri	W, 74-53	27-52	.519	8-20	.400	12-18	.667	14	28	42	14	15	15	4	5
Eastern Illinois		20-54	.370	4-13	.308	9-13	.692	8	17	25	17	9	9	3	6
Southeast Missouri	L, 73-81	28-61	.459	3-14	.214	14-23	.609	12	22	34	26	9	10	6	6
Murray State		23-57	.404	8-21	.381	27-35	.771	18	25	43	21	11	14	5	3
Southeast Missouri	L, 72-75	27-66	.409	10-24	.417	8-14	.571	24	25	49	23	15	17	4	1
Tennessee State		25-59	.424	5-13	.385	20-31	.645	16	19	35	15	7	5	4	10
Southeast Missouri	W, 86-56	35-63	.556	7-16	.438	9-13	.692	12	26	38	13	17	5	5	6
UT Martin		21-60	.350	5-14	.357	9-10	.900	14	20	34	14	9	10	2	3
Southeast Missouri	W, 85-72	31-58	.534	8-20	.400	15-20	.750	5	28	33	15	19	8	3	7
SIU Edwardsville		24-60	.400	9-23	.391	15-22	.682	11	22	33	17	11	11	1	2
Southeast Missouri	L, 66-75	22-59	.373	6-14	.429	16-21	.762	16	19	35	20	11	15	1	6
Murray State		24-52	.462	5-13	.385	22-28	.786	11	24	35	20	6	13	5	7
Southeast Missouri	L, 61-74	24-65	.369	6-17	.353	7-13	.538	14	21	35	18	10	9	1	6
McNeese State		27-52	.519	4-7	.571	16-23	.696	8	31	39	10	11	10	6	5
Southeast Missouri	L, 59-69	19-56	.339	4-15	.267	17-24	.708	14	23	37	31	13	9	5	5
Jacksonville State		18-46	.391	2-12	.167	31-46	.674	14	28	42	19	6	8	6	4
Southeast Missouri	L, 59-68	21-52	.404	2-10	.200	15-22	.682	11	22	33	22	9	12	1	8
Austin Peay		22-46	.478	8-16	.500	16-22	.727	6	23	29	19	11	12	3	4
Southeast Missouri	W, 75-65	27-55	.491	4-15	.267	17-33	.515	16	28	44	13	17	10	4	4
Eastern Kentucky		25-62	.403	7-18	.389	8-10	.800	11	22	33	25	9	6	3	5
Southeast Missouri	L, 73-77	26-58	.448	9-18	.500	12-16	.750	14	19	33	18	16	16	3	5
Tennessee Tech		29-50	.580	6-12	.500	13-17	.765	4	20	24	15	19	13	1	12





## Season Preview

## Coaching Staff

## Player Profiles

## Year in Review

### Game-by-Game Leaders

<u>Opponent</u>	<u>W/L</u>	<u>Score</u>	<u>Points</u>	<u>Rebounds</u>	<u>Assists</u>	<u>Blocks</u>	<u>Steals</u>
at Missouri	L	68-83	Stone - 18	Johnson - 7	Briser - 6	Stone, Johnson - 1	Nutt, Smith, Stone, Johnson - 1
HARRIS-STOWE	W	95-60	Powell - 21	Stone - 7	Briser - 6	House - 3	Briser - 2
at Bradley	L	65-66	Briser - 19	Porter, Stone - 7	Briser - 4	None	Briser, Porter - 2
at Oregon	L	61-86	Stone - 20	Stone - 5	Nutt, Logan - 4	Stone - 2	Smith - 2
HANNIBAL-LAGRANGE	W	82-72	Niemczyk - 22	Powell - 8	Nutt - 4	Niemczyk - 4	Nutt, Stone, Johnson - 1
MIAMI (OHIO)	W	64-57	Niemczyk - 18	Niemczyk - 6	Briser - 4	Stone - 1	Briser - 2
at Arkansas State	L	63-79	Nutt - 13	Porter - 6	Briser, Smith - 3	Powell, Smith, Stone - 1	Porter, Briser - 2
SOUTHEASTERN LA.	W	63-61	Stone - 18	Stone - 17	Briser - 3	None	Stone - 2
at Central Arkansas	L	72-88	Stone - 30	Powell - 19	Nutt - 5	Powell, Stone - 2	Niemczyk - 4
UMKC	L	69-74	Powell, Smith - 21	Powell - 10	Smith - 6	Powell - 4	Stone - 2
SMU	L	65-84	Smith - 22	Stone - 10	Smith - 5	Stone - 3	Nutt, Johnson, House, Stone - 1
at Sacramento State	W	77-76	Smith - 21	Stone - 9	Nutt - 8	Stone, Powell - 1	Smith - 2
MOREHEAD STATE	W	67-51	Smith - 14	Stone - 9	Stone - 4	Powell - 2	Smith - 3
JACKSONVILLE STATE	W	74-56	Stone - 24	Briser - 8	Smith - 6	Smith, Stone, Powell - 1	Powell - 2
at UT Martin	W	73-71	Niemczyk, Stone - 16	Stone - 6	Briser - 7	Powell - 4	Smith - 3
at Eastern Kentucky	L	59-63	Stone - 18	Briser - 7	Briser - 7	Powell - 3	Briser - 2
SIU EDWARDSVILLE	W	85-68	Smith - 20	Powell - 7	Briser - 10	Powell - 3	Smith - 4
EASTERN ILLINOIS	W	80-73	Smith - 24	Powell - 12	Nutt - 7	Stone - 2	Niemczyk - 2
at Tennessee Tech	L	62-77	Briser - 15	Stone - 9	Briser - 6	Stone - 2	Briser - 3
AUSTIN PEAY	W	65-60	Wilford, Powell - 12	Powell - 18	Smith - 4	Johnson, Stone - 2	Stone, Porter 1
at Eastern Illinois	W	74-53	Smith - 19	Stone - 10	Briser - 6	Powell, Stone - 2	Briser - 3
at Murray State	L	73-81	Briser - 17	Briser - 8	Nutt - 3	Powell - 4	Nutt, Porter - 2
TENNESSEE STATE	L	72-75	Smith, Wilford - 16	Powell - 10	Briser, Nutt - 4	Johnson, Stone, Briser, Powell - 1	Wilford - 1
UT MARTIN	W	86-56	Stone - 19	Stone - 6	Smith - 6	Stone, Powell - 2	Nutt, Logan - 2
at SIU Edwardsville	W	85-72	Smith - 30	Smith, Stone - 9	Niemczyk, Briser - 5	Powell, Smith, Stone - 1	Porter - 3
MURRAY STATE	L	66-75	Powell - 13	Powell - 8	Niemczyk - 3	Powell - 1	Smith - 3
at McNeese State	L	61-74	Niemczyk - 18	Stone - 7	Nutt - 3	Stone - 1	Powell, Stone - 2
at Jacksonville State	L	59-69	Stone - 16	Smith, Stone - 8	Niemczyk, Smith - 3	Wilford, Stone - 2	Wilford - 2
at Austin Peay	L	59-68	Powell - 16	Powell - 10	Nutt - 3	Powell - 1	Powell - 3
vs. Eastern Kentucky	W	75-65	Smith - 20	Powell - 14	Nutt - 11	Powell - 4	Stone, Porter, Wilford, Smith - 1
vs. Tennessee Tech	L	73-77	Stone - 24	Stone - 11	Nutt - 8	Niemczyk, Powell, Wilford - 1	Niemczyk - 2





Opponents	This is the OVC	Records & History	This is Southeast
-----------	-----------------	-------------------	-------------------

Game-by-Game Starters

Opponent	W/L	Score	Guard	Guard	Guard/ Forward	Forward	Center/ Forward	First Off the Bench
at Missouri	L	68-83	Brister	Nutt, Lucas	Smith, G	Porter	Stone, F	Johnson, 11 pts., 7 reb., 22 min.
HARRIS-STOWE	W	95-60	Brister	Nutt, Lucas	Smith, G	Porter	Stone, F	Niemczyk, 3 pts., 6 reb., 19 min.
at Bradley	L	65-66	Brister	Nutt, Lucas	Smith, G	Powell	Stone, F	Porter, 4 pts., 7 reb., 2 steals, 21 min.
at Oregon	L	61-86	Brister	Nutt, Lucas	Smith, G	Powell	Stone, F	Wilkerson, 15 min.
HANNIBAL-LAGRANGE	W	82-72	Brister	Nutt, Lucas	Smith, G	Powell	Stone, F	Porter, 1 pt., 2 assists, 1 steal, 17 min.
MIAMI (OHIO)	W	64-57	Brister	Nutt, Lucas	Niemczyk, G	Powell	Porter, F	Stone, 6 pts., 1 block, 1 steal, 22 min.
at Arkansas State	L	63-79	Brister	Nutt, Lucas	Niemczyk, G	Powell	Porter, F	Stone, 10 pts., 5 reb., 20 min.
SOUTHEASTERN LA.	W	63-61 <sup>OT</sup>	Brister	Nutt, Lucas	Niemczyk, G	Powell	Stone, F	Wilford, 11 pts., 2 reb., 2 assists, 34 min.
at Central Arkansas	L	72-88	Brister	Nutt, Lucas	Niemczyk, G	Powell	Stone, F	Wilford, 1 assist, 7 min.
UMKC	L	69-74	Smith	Nutt, Lucas	Wilkerson, G	Powell	Stone, F	Niemczyk, 2 pts., 1 reb., 2 assists, 20 min.
SMU	L	65-84	Smith	Nutt, Logan	Niemczyk, G	Powell	Stone, F	Nutt, Lucas, 6 pts., 1 reb. 1 assist, 16 min.
at Sacramento State	W	77-76	Smith	Nutt, Logan	Niemczyk, G	Powell	Stone, F	Nutt, Lucas, 3 pts., 4 reb., 8 assists 26 min.
MOREHEAD STATE	W	67-51	Brister	Smith	Niemczyk, G	Powell	Stone, F	Nutt, Logan, 1 assist, 1 reb., 9 min.
JACKSONVILLE STATE	W	74-56	Brister	Smith	Niemczyk, G	Powell	Stone, F	Porter, 2 pts., 3 reb., 11 min.
at UT Martin	W	73-71	Brister	Smith	Niemczyk, G	Powell	Stone, F	Porter, 6 pts., 2 reb., 15 min.
at Eastern Kentucky	L	59-63	Brister	Smith	Niemczyk, G	Powell	Stone, F	Porter, 4 reb., 15 min.
SIU EDWARDSVILLE	W	85-68	Brister	Smith	Niemczyk, G	Powell	Stone, F	Nutt, Lucas, 1 reb., 8 min.
EASTERN ILLINOIS	W	80-73	Brister	Smith	Niemczyk, G	Powell	Stone, F	Nutt, Lucas, 6 pts., 7 assists, 22 min.
at Tennessee Tech	L	62-77	Brister	Smith	Wilford, G	Powell	Stone, F	Nutt, Lucas, 5 pts., 31 min.
AUSTIN PEAY	W	65-60	Brister	Smith	Nutt, Lucas, G	Powell	Stone, F	Wilford, 12 pts., 2 reb., 20 min.
at Eastern Illinois	W	74-53	Brister	Smith	Nutt, Lucas, G	Powell	Stone, F	Porter, 10 pts., 6 reb., 18 min.
at Murray State	L	73-81	Brister	Smith	Nutt, Lucas, G	Powell	Stone, F	Wilford, 15 pts., 1 reb., 31 min.
TENNESSEE STATE	L	72-75	Brister	Smith	Nutt, Lucas, G	Powell	Stone, F	Porter, 1 reb., 8 min.
UT MARTIN	W	86-56	Brister	Smith	Niemczyk, G	Powell	Stone, F	Porter, 6 reb., 16 min.
at SIU Edwardsville	W	85-72	Brister	Smith	Niemczyk, G	Powell	Stone, F	Nutt, Lucas, 2 pts., 1 reb., 1 assist, 10 min.
MURRAY STATE	L	66-75	Brister	Smith	Niemczyk, G	Powell	Stone, F	Porter, 8 pts., 6 reb., 20 min.
at McNeese State	L	61-74	Brister	Smith	Niemczyk, G	Powell	Stone, F	Porter, 4 pts., 3 reb., 23 min.
at Jacksonville State	L	59-69	Brister	Smith	Niemczyk, G	Powell	Stone, F	Wilford, 4 pts., 1 reb., 2 assists, 24 min.
at Austin Peay	L	59-68	Brister	Smith	Niemczyk, G	Powell	Stone, F	Porter, 5 pts., 3 reb., 14 min.
vs. Eastern Kentucky	W	75-65	Smith	Nutt, Lucas	Niemczyk, G	Powell	Stone, F	Porter, 5 pts., 5 reb., 13 min.
vs. Tennessee Tech	L	73-77	Smith	Nutt, Lucas	Niemczyk, G	Powell	Stone, F	Brister, 1 reb., 2 assists, 10 min.

Starting Lineup Combinations

Record	Guard	Guard	Guard/Forward	Forward	Center/Forward
1-1	Brister	Nutt, Lucas	Smith, G	Porter	Stone, F
3-4	Brister	Nutt, Lucas	Smith, G	Powell	Stone, F
1-1	Brister	Nutt, Lucas	Niemczyk, G	Powell	Porter, F
1-1	Brister	Nutt, Lucas	Niemczyk, G	Powell	Stone, F
0-1	Smith	Nutt, Lucas	Wilkerson, G	Powell	Stone, F
1-1	Smith	Nutt, Logan	Niemczyk, G	Powell	Stone, F
7-5	Brister	Smith	Niemczyk, G	Powell	Stone, F
0-1	Brister	Smith	Wilford, G	Powell	Stone, F
1-1	Nutt, Lucas	Smith	Niemczyk, G	Powell	Stone, F





## Season Preview

## Coaching Staff

## Player Profiles

## Year in Review

### Game-by-Game Leaders Summary (# of Games)

#### Points

Marland Smith	10
Tyler Stone	10
Leon Powell	5
Nick Niemczyk	4
Marcus Brister	3
Corey Wilford	2
Lucas Nutt	1

#### Rebounds

Tyler Stone	15
Leon Powell	10
Marcus Brister	3
Michael Porter	2
Marland Smith	2
Nino Johnson	1
Nick Niemczyk	1

#### Assists

Marcus Brister	13
Lucas Nutt	10
Marland Smith	7
Nick Niemczyk	3
Logan Nutt	1
Tyler Stone	1

#### Blocks

Tyler Stone	17
Leon Powell	18
Nino Johnson	3
Marland Smith	3
Corey Wilford	2
Zach House	1
Marcus Brister	1
Nick Niemczyk	1

#### Steals

Marland Smith	9
Marcus Brister	8
Tyler Stone	8
Michael Porter	5
Lucas Nutt	4
Leon Powell	4
Nick Niemczyk	4
Nino Johnson	3
Corey Wilford	2
Zach House	1
Logan Nutt	1

#### Dunks (# for 2011-12 Season)

Leon Powell	16
Tyler Stone	15
Nino Johnson	7
Michael Porter	3
Zach House	2
Corey Wilford	2

### Career Ledger

#### Double-Digit Point Games

	2011-12	Career
Marland Smith	18	49
Leon Powell	17	43
Tyler Stone	27	27
Lucas Nutt	4	23
Marcus Brister	11	16
Nick Niemczyk	10	14
Corey Wilford	9	9
Michael Porter	4	4
Nino Johnson	2	2
Telvin Wilkerson	1	1

#### Double-Digit Rebound Games

	2011-12	Career
Leon Powell	8	14
Tyler Stone	6	6
Marcus Brister	-	1
Marland Smith	-	1

#### 30 Point Games

	2011-12	Career
Marland Smith	1	2
Tyler Stone	1	1
Leon Powell	-	1

#### 20+ Point Games

	2011-12	Career
Marland Smith	7	17
Leon Powell	3	7
Tyler Stone	5	5
Lucas Nutt	-	2
Nick Niemczyk	1	1

#### 8+ Rebound Games

	2011-12	Career
Leon Powell	10	25
Tyler Stone	13	13
Marcus Brister	5	7
Marland Smith	2	6

#### 5+ Assist Games

	2011-12	Career
Lucas Nutt	6	18
Marcus Brister	8	12
Marland Smith	3	4
Leon Powell	-	1
Nino Johnson	1	1
Logan Nutt	1	1

#### 3+ Steal Games

	2011-12	Career
Marland Smith	4	6
Marcus Brister	5	5
Nick Niemczyk	4	4
Leon Powell	2	2

#### Double-Doubles

	2011-12	Career
Leon Powell	8	14
Tyler Stone	6	6
Lucas Nutt	-	2
Marland Smith	-	1

### Southeast Missouri's 2011-12 Record:

At Home	10-4
On the Road	4-11
At Neutral Sites	1-0
In Ohio Valley Conference Games	9-7
In November	3-4
In December	3-3
In January	6-2
In February	3-6
In March	0-0
Leading at the Half	10-4
Trailing at the Half	5-11
Tied at the Half	0-0
In Overtime Games	1-0
The Redhawks Score First	10-8
In 1-4 Point Games	3-3
In 5-9 Point Games	3-4
In 10-14 Point Games	3-2
In 15+ Point Games	6-6
Leading with Five Minutes Left in Regulation	14-1
Trailing with Five Minutes Left in Regulation	1-13
Tied with Five Minutes Left in Regulation	0-1
Scoring Less than 50 Points	0-0
Scoring 50-59 Points	0-3
Scoring 60-69 Points	4-9
Scoring 70-79 Points	5-3
Scoring 80-89 Points	5-0
Scoring 90-99 Points	1-0
Scoring 100 or more Points	0-0
Giving up Less Than 50 Points	0-0
Giving up 50-59 Points	5-0
Giving up 60-69 Points	4-4
Giving up 70-79 Points	6-7
Giving up 80-89 Points	0-4
Giving up 90-99 Points	0-0
Giving up 100 or more Points	0-0
Shooting 50% or Better from the Field	10-2
Shooting Less Than 50% from the Field	5-13
Opponent Shoots 50% or Better from the Field	2-4
Opponent Shoots Less Than 50% from the Field	13-11
Outshooting Opponent	13-4
Outshot by Opponent	2-11
Shooting 50% or Better from 3-Point Range	2-0
Shooting Less Than 50% from 3-Point Range	13-15
Opponent Shoots 50% or Better from 3-Point Range	1-5
Opponent Shoots Less Than 50% from 3-Point Range	14-10
Shooting 50% or Better from the Free Throw Line	15-10
Shooting Less Than 50% from the Free Throw Line	0-5
Opponent Shoots 50% or Better from the Free Throw Line	15-15
Opponent Shoots Less Than 50% from the Free Throw Line	0-0
Shooting More Free Throws Than Opponent	11-2
Shooting Less Free Throws Than Opponent	4-12
Free Throws are Tied	0-1
Southeast's Starters Outscore Opponent's Starters	12-3
Opponent's Starters Outscore Southeast's Starters	3-11
Starter Scoring is Tied	0-1
Bench Outscores Opponent	8-8
Opponent Bench Outscores Southeast	7-7
Bench Scoring is Tied	0-0
Bench Contributes Double Figures in Points	13-13
No Redhawk Players Score Double Figures	0-0
Two Redhawk Players Score Double Figures	1-4
3+ Redhawk Players Score Double Figures	14-11
Outrebounding an Opponent	10-5
Opponent Outrebounds Southeast	3-9
Rebounds are Tied	2-1
Getting 10+ Assists	16-12
Getting 10+ Steals	1-0
Getting 5+ Blocks	5-6
Forcing more Turnovers than Opponent	7-4
Committing more Turnovers than Opponent	8-9
Turnovers are Tied	0-2





## Opponents

## This is the OVC

## Records & History

## This is Southeast

### Game #1 - #25 Missouri 83, Southeast Missouri 68

November 11, 2011 - Mizzou Arena - Columbia, Mo.

SEMO (0-1)	FG	3P	FT	O/D	REB	F	PTS	A	TO	B	S	M
Michael Porter, f	1-5	0-0	3-4	1/4	5	4	5	0	1	0	0	21
Tyler Stone, f	7-14	1-1	3-4	2/4	6	3	18	1	2	1	1	37
Marcus Brister, g	6-9	0-0	3-5	1/4	5	4	15	6	2	0	0	34
Lucas Nutt, g	2-6	1-4	0-0	0/1	1	2	5	2	1	0	1	31
Marland Smith, g	3-9	1-3	0-0	1/2	3	3	7	0	4	0	1	23
Nino Johnson	5-7	0-0	1-2	3/4	7	2	11	1	2	1	1	22
Nick Niemczyk	1-2	0-1	0-0	0/1	1	3	2	2	2	0	0	10
Telvin Wilkerson	2-5	1-2	0-0	0/2	2	3	5	0	0	0	0	22
TEAM				1/0	1							
<b>Totals.....</b>	<b>27-57</b>	<b>4-11</b>	<b>10-15</b>	<b>9/22</b>	<b>31</b>	<b>24</b>	<b>68</b>	<b>12</b>	<b>14</b>	<b>2</b>	<b>4</b>	<b>200</b>
MIZZOU (1-0)	FG	3P	FT	O/D	REB	F	PTS	A	TO	B	S	M
Ricardo Ratliffe, f	8-12	0-0	4-4	3/5	8	3	20	1	1	2	1	26
Phil Pressey, g	4-11	0-1	2-5	1/5	6	1	10	3	3	0	0	33
Matt Pressey, g	1-2	0-0	0-0	1/2	3	1	2	2	0	0	0	23
Marcus Denmon, g	6-14	1-4	7-7	2/6	8	0	20	0	0	0	3	35
Kim English, g	6-14	5-9	2-3	2/3	5	3	19	0	2	0	0	34
Michael Dixon	0-3	0-2	8-8	0/3	3	2	8	4	3	0	2	27
Kadeem Green	1-1	0-0	0-0	1/1	2	1	2	0	0	1	0	8
Jarrett Sutton	0-0	0-0	0-0	0/0	0	0	0	0	0	0	0	1
Steve Moore	1-1	0-0	0-0	0/0	0	4	2	1	1	2	1	12
Andy Rosburg	0-0	0-0	0-0	0/0	0	0	0	0	0	0	0	1
TEAM				1/0	1							
<b>Totals.....</b>	<b>27-58</b>	<b>6-16</b>	<b>23-27</b>	<b>11/25</b>	<b>36</b>	<b>15</b>	<b>83</b>	<b>11</b>	<b>10</b>	<b>5</b>	<b>7</b>	<b>200</b>
By Periods	1	2	Final									
Southeast Missouri	36	32	68									
Missouri	38	45	83									

FG Percentage: SEMO 47.4, MIZZOU 46.6 3-Point FG Percentage: SEMO 36.4, MIZZOU 37.5 FT Percentage: SEMO 66.7, MIZZOU 85.2 Attendance: 9,612

### Game #2 - Southeast Missouri 95, Harris-Stowe 60

November 14, 2011 - Show Me Center - Cape Girardeau, Mo.

HSU (3-2)	FG	3P	FT	O/D	REB	F	PTS	A	TO	B	S	M
Kevin Kramer, f	0-5	0-2	0-0	0/2	2	0	0	0	0	0	0	24
Terry Hollins, g	3-10	1-2	0-0	1/4	5	4	7	2	5	0	2	20
Wayne Brown, g	3-10	1-3	0-0	1/1	2	0	7	0	1	0	0	22
Darrion Lucius, g	4-7	0-0	1-5	3/4	7	3	9	1	1	0	1	25
Donald Davis, g	1-3	0-0	0-0	0/1	1	2	2	1	2	0	0	20
Robert Mumphard	4-12	1-5	2-2	2/0	2	0	11	2	1	0	1	24
James Kenner	2-7	0-0	0-0	1/2	3	0	4	3	1	0	2	19
Walter Willis	4-8	3-4	0-0	0/0	0	1	11	0	1	0	0	15
Prince Cody	0-1	0-0	0-0	1/0	1	0	0	0	0	0	0	0
Lamar Howard	1-5	1-4	0-0	0/1	1	2	3	1	1	1	1	15
Kenny Hunt	0-1	0-1	0-0	0/0	0	1	0	0	0	0	0	2
Jordan Loveless	2-2	0-0	2-2	1/2	3	4	6	0	1	0	0	14
TEAM				4/2	6							
<b>Totals.....</b>	<b>24-71</b>	<b>7-21</b>	<b>5-9</b>	<b>14/19</b>	<b>33</b>	<b>17</b>	<b>60</b>	<b>10</b>	<b>15</b>	<b>1</b>	<b>7</b>	<b>200</b>
SEMO (1-1)	FG	3P	FT	O/D	REB	F	PTS	A	TO	B	S	M
Michael Porter, f	1-3	0-0	0-0	2/0	2	0	2	1	1	0	1	12
Tyler Stone, f	8-11	0-0	1-1	1/6	7	3	17	1	1	0	0	16
Marcus Brister, g	6-7	0-0	0-0	2/2	4	0	12	6	1	0	2	19
Lucas Nutt, g	2-5	1-4	0-0	0/2	2	1	5	4	0	0	0	22
Marland Smith, g	2-4	1-3	0-0	1/1	2	1	5	1	1	0	0	15
Nino Johnson	5-7	0-0	1-2	1/4	5	1	11	5	2	2	0	18
Nick Niemczyk	1-5	1-5	0-0	0/6	6	0	3	2	0	1	0	19
Corey Wilford	1-5	0-3	2-2	0/1	1	1	4	3	0	0	0	16
Telvin Wilkerson	3-4	1-1	0-0	1/3	4	0	7	0	0	0	0	15
Logan Nutt	0-2	0-1	2-2	0/2	2	0	2	5	3	0	0	14
Waylon Jones	0-2	0-0	0-0	1/2	3	4	0	0	0	0	0	8
Zach House	3-5	0-0	0-0	0/1	1	1	6	0	1	3	1	10
Leon Powell	8-8	0-0	5-9	1/3	4	0	21	0	1	0	1	16
TEAM				2/3	5							
<b>Totals.....</b>	<b>40-68</b>	<b>4-17</b>	<b>11-16</b>	<b>12/36</b>	<b>48</b>	<b>12</b>	<b>95</b>	<b>28</b>	<b>11</b>	<b>6</b>	<b>5</b>	<b>200</b>
By Periods	1	2	Final									
Harris-Stowe	26	34	60									
Southeast Missouri	48	47	95									

FG Percentage: HSU 33.8, SEMO 58.8 3-Point FG Percentage: HSU 33.3, SEMO 23.5 FT Percentage: HSU 55.6, SEMO 68.8 Attendance: 1,311

### Game #3 - Bradley 66, Southeast Missouri 75

November 16, 2011 - Renaissance Coliseum - Peoria, Ill.

SEMO (1-2)	FG	3P	FT	O/D	REB	F	PTS	A	TO	B	S	M
Tyler Stone, f	4-12	0-1	3-5	1/6	7	2	11	1	2	0	1	29
Leon Powell, f	7-8	0-0	1-3	1/3	4	4	15	1	3	0	1	23
Marcus Brister, g	9-14	0-0	1-5	2/3	5	1	19	4	4	0	2	34
Lucas Nutt, g	0-4	0-3	0-0	0/0	0	2	0	2	0	0	1	29
Marland Smith, g	1-7	1-6	2-4	1/0	1	0	5	1	0	0	0	18
Nino Johnson	1-1	0-0	0-0	0/1	1	4	2	0	0	0	1	14
Nick Niemczyk	0-0	0-0	0-0	0/1	1	1	0	3	0	0	0	5
Corey Wilford	1-2	1-2	0-0	0/0	0	1	3	0	0	0	0	12
Telvin Wilkerson	2-5	2-4	0-0	0/1	1	0	6	2	1	0	0	15
Michael Porter	2-3	0-0	0-0	4/3	7	4	4	3	1	0	2	21
Zach House	0-0	0-0	0-0	0/0	0	0	0	0	0	0	0	0+
TEAM				2/2	4							
<b>Totals.....</b>	<b>27-56</b>	<b>4-16</b>	<b>7-17</b>	<b>11-20</b>	<b>31</b>	<b>19</b>	<b>65</b>	<b>17</b>	<b>11</b>	<b>0</b>	<b>8</b>	<b>200</b>
BU (2-0)	FG	3P	FT	O/D	REB	F	PTS	A	TO	B	S	M
Taylor Brown, f	3-7	0-1	4-5	0/3	3	4	10	1	2	0	1	23
Shayok Shayok, f	4-6	2-3	0-0	1/3	4	3	10	3	2	0	0	27
Jordan Prosser, c	6-7	0-0	3-5	2/6	8	3	15	0	3	0	1	34
D. Simms-Edwards, g	5-11	1-3	2-4	0/3	3	1	13	3	2	1	0	31
Walt Lemon, Jr., g	5-8	1-2	0-1	0/3	3	3	11	4	2	1	0	36
Charonn Woods	0-0	0-0	0-0	0/0	0	0	0	0	0	0	0	3
Jake Eastman	2-5	1-3	0-0	2/3	5	3	5	5	1	1	0	25
Jalen Crawford	0-2	0-0	0-0	1/2	3	0	0	1	1	0	0	13
Donivine Stewart	0-0	0-0	0-0	0/0	0	0	0	0	0	0	0	2
Anthony Thompson	1-1	0-0	0-0	0-0	0	1	2	0	1	0	0	6
TEAM				0/1	1							
<b>Totals.....</b>	<b>26-47</b>	<b>5-12</b>	<b>9-15</b>	<b>6/24</b>	<b>30</b>	<b>18</b>	<b>66</b>	<b>17</b>	<b>14</b>	<b>3</b>	<b>2</b>	<b>200</b>
By Periods	1	2	Final									
Southeast Missouri	34	31	65									
Bradley	34	32	66									

FG Percentage: SEMO 48.2, BU 55.3 3-Point FG Percentage: SEMO 25.0, BU 41.7 FT Percentage: SEMO 41.2, BU 60.0 Attendance: 4,340

### Game #4 - Oregon 86, Southeast Missouri 61

November 20, 2011 - Matthew Knight Arena - Eugene, Ore.

SEMO (1-3)	FG	3P	FT	O/D	REB	F	PTS	A	TO	B	S	M
Marcus Brister, g	0-1	0-0	0-0	0/0	0	0	0	0	2	0	0	11
Leon Powell, f	0-1	0-0	0-0	2/1	3	5	0	1	1	1	0	11
Tyler Stone, f	8-14	1-1	3-6	0/5	5	3	20	1	3	2	1	34
Lucas Nutt, g	1-4	0-2	3-4	0/0	0	2	5	2	3	0	0	21
Marland Smith, g	4-10	2-4	2-2	1/2	3	1	12	3	2	1	2	27
Nino Johnson	1-1	0-0	2-4	1/3	4	2	4	0	2	0	0	14
Nick Niemczyk	3-6	1-4	0-0	0/0	0	0	7	0	0	0	0	14
Corey Wilford	3-5	1-1	0-0	0/1	1	1	7	2	1	0	1	18
Telvin Wilkerson	0-4	0-0	0-0	0/2	2	1	0	0	2	0	0	15
Michael Porter	1-1	0-0	0-0	0/1	1	3	2	0	0	0	0	12
Logan Nutt	1-1	0-0	2-2	0/2	2	0	4	4	2	0	0	14
Waylon Jones	0-0	0-0	0-0	0/0	0	2	0	0	1	0	0	5
Zach House	0-1	0-0	0-0	1/1	2	0	0	0	0	1	0	4
TEAM				2/4	6							
Totals.....	22-49	5-12	12-18	7/22	29	20	61	13	19	5	4	200
OREGON (2-1)	FG	3P	FT	O/D	REB	F	PTS	A	TO	B	S	M
E.J. Singler, f	8-10	2-2	3-3	1/6	7	2	21	2	1	1	2	26
Tyrone Nared, f	3-6	0-2	0-0	0/1	1	5	6	1	0	1	1	20
Tony Woods, c	3-3	0-0	2-3	2/1	3	1	8	0	0	3	0	12
Garrett Sim, g	5-7	2-2	2-3	2/1	3	0	14	5	1	0	2	29
Johnathan Loyd, g	2-3	0-0	4-6	0/1	1	1	8	4	0	0	3	15
Bruce Barron	0-1	0-1	0-0	0/1	1	1	0	2	2	0	1	8
Nicholas Lucenti	0-2	0-1	0-0	1/0	1	0	0	1	0	0	0	6
Olu Ashaolu	2-5	0-0	2-2	1/1	2	5	6	0	1	0	1	11
Brett Kingma	3-11	1-6	1-2	2/2	4	1	8	1	0	0	0	24
Jeremy Jacob	2-8	0-0	6-6	0/7	7	4	10	1	1	0	1	24
Carlos Emory	2-6	1-2	0-0	1/2	3	1	5	0	2	0	1	25
TEAM				2/1	3							
Totals.....	30-62	6-16	20-25	12/24	36	21	86	17	8	5	12	200
By Periods	1	2	Final									
Southeast Missouri	21	40	61									
Oregon	38	48	86									





## Season Preview

## Coaching Staff

## Player Profiles

## Year in Review

### Game #5 - Southeast Missouri 82, Hannibal-LaGrange 72

November 23, 2011 • Show Me Center • Cape Girardeau, Mo.

HLG (2-5)	FG	3P	FT	O/D	REB	F	PTS	A	TO	B	S	M
Jurgen Lico, f	1-4	1-2	0-0	0/5	5	4	3	0	1	1	0	19
Chris Smith, f	6-9	0-2	1-1	0/5	5	3	13	4	4	1	0	36
Abraham Arinyakono, g	1-4	0-0	3-7	3/4	7	2	5	3	5	0	0	31
Gerrell Wells, g	3-10	1-3	1-1	1/1	2	2	8	3	3	1	1	35
Arii Meuel, g	10-12	7-7	2-2	0/4	4	4	29	2	1	1	2	34
Preston Steinhoff	3-4	1-1	0-0	0/0	0	2	7	1	2	0	0	15
Allistair McCann	1-2	0-1	0-0	0/0	0	0	2	1	2	0	0	6
Leon Carswell	1-2	0-0	0-0	0/1	1	1	2	1	1	1	0	13
Tony Ardison	1-2	0-0	1-2	0/0	0	3	3	0	3	0	0	11
TEAM				2/2	4							
<b>Totals.....</b>	<b>27-49</b>	<b>10-16</b>	<b>8-13</b>	<b>6/22</b>	<b>28</b>	<b>21</b>	<b>72</b>	<b>15</b>	<b>22</b>	<b>5</b>	<b>3</b>	<b>200</b>
SEMO (2-3)	FG	3P	FT	O/D	REB	F	PTS	A	TO	B	S	M
Tyler Stone, f	2-6	0-2	3-4	0/2	2	0	7	2	0	1	1	21
Leon Powell, f	6-8	0-0	1-2	3/5	8	2	13	1	2	0	2	25
Marcus Brister, g	1-3	0-0	1-2	1/1	2	1	3	1	3	0	0	13
Lucas Nutt, g	5-8	2-4	3-4	0/1	1	1	15	4	4	1	1	28
Marland Smith, g	3-6	1-3	1-1	0/1	1	2	8	3	0	0	0	19
Nino Johnson	0-1	0-0	3-5	2/1	3	0	3	1	0	1	1	16
Nick Niemczyk	8-14	2-6	4-4	0/4	4	3	22	1	1	0	4	27
Telvin Wilkerson	4-6	2-3	0-1	0/3	3	1	10	2	1	0	1	22
Michael Porter	0-1	0-0	1-2	0/0	0	2	1	2	1	0	1	17
Logan Nutt	0-1	0-0	0-0	0/1	1	1	0	0	0	0	0	12
TEAM				2/1	3				1			
<b>Totals.....</b>	<b>29-54</b>	<b>7-18</b>	<b>17-25</b>	<b>8-20</b>	<b>28</b>	<b>13</b>	<b>82</b>	<b>17</b>	<b>13</b>	<b>3</b>	<b>11</b>	<b>200</b>
<b>By Periods</b>	<b>1</b>	<b>2</b>	<b>Final</b>									
Hannibal-LaGrange	36	36	72									
Southeast Missouri	35	47	82									

FG Percentage: HLG 55.1, SEMO 53.7 3-Point FG Percentage: HLG 62.5, SEMO 38.9

FT Percentage: HLG 61.5, SEMO 68.0 Attendance: 1,450

### Game #6 - Southeast Missouri 64, Miami (Ohio) 57

November 26, 2011 • Show Me Center • Cape Girardeau, Mo.

MIAMI (2-2)	FG	3P	FT	O/D	REB	F	PTS	A	TO	B	S	M
Julian Mavunga, f	9-19	0-4	9-11	2/5	7	2	27	2	4	0	1	39
Bill Edwards, f	2-9	0-3	0-0	2/10	12	4	4	0	3	4	0	31
Drew McGhee, c	1-4	0-0	0-0	2/0	2	1	2	0	1	0	1	12
Josh Sewell, g	0-2	0-1	1-2	2/0	2	3	1	0	2	0	0	20
Quinten Rollins, g	2-3	0-1	2-4	1/1	2	2	6	1	3	0	3	35
Will Sullivan	1-5	1-2	0-0	0/0	0	2	3	0	0	0	0	14
Brian Sullivan	1-2	0-1	0-0	0/1	1	3	2	2	2	0	1	21
Jon Harris	4-9	4-8	0-0	2/3	5	1	12	4	0	1	0	28
TEAM				1/3	4				1			
<b>Totals.....</b>	<b>20-53</b>	<b>5-20</b>	<b>12-17</b>	<b>12/23</b>	<b>35</b>	<b>18</b>	<b>57</b>	<b>9</b>	<b>16</b>	<b>5</b>	<b>6</b>	<b>200</b>
SEMO (3-3)	FG	3P	FT	O/D	REB	F	PTS	A	TO	B	S	M
Michael Porter, f	1-2	0-1	1-2	1/1	2	4	3	2	2	0	0	19
Leon Powell, f	4-7	0-0	1-5	2/3	5	4	9	0	3	0	1	19
Marcus Brister, g	3-6	0-0	4-4	0/4	4	0	10	4	4	0	2	32
Nick Niemczyk, g	6-11	3-6	3-4	0/6	6	2	18	1	0	0	0	34
Lucas Nutt, g	1-7	1-5	5-6	0/1	1	2	8	3	0	0	1	27
Nino Johnson	2-4	0-0	0-0	0/4	4	2	4	0	0	0	0	13
Telvin Wilkerson	0-2	0-0	0-0	1/0	1	0	0	1	0	0	0	5
Logan Nutt	0-0	0-0	0-0	0/0	0	0	0	0	1	0	0	3
Marland Smith	1-5	1-2	1-2	2/0	2	0	4	2	1	0	0	19
Tyler Stone	3-5	0-1	0-0	1/4	5	4	6	0	2	1	1	22
Zach House	1-1	0-0	0-0	1/1	2	1	2	0	0	0	0	7
TEAM				1/1	2							
<b>Totals.....</b>	<b>22-50</b>	<b>5-15</b>	<b>15-23</b>	<b>9/25</b>	<b>34</b>	<b>19</b>	<b>64</b>	<b>13</b>	<b>13</b>	<b>1</b>	<b>5</b>	<b>200</b>
<b>By Periods</b>	<b>1</b>	<b>2</b>	<b>Final</b>									
Miami (Ohio)	30	27	57									
Southeast Missouri	22	42	64									

FG Percentage: MIAMI 37.7, SEMO 44.0 3-Point FG Percentage: MIAMI 25.0, SEMO 33.3

FT Percentage: MIAMI 70.6, SEMO 65.2 Attendance: 1,462

### Game #7 - Arkansas State 79, Southeast Missouri 63

November 29, 2011 • Convocation Center • Jonesboro, Ark.

SEMO (3-4)	FG	3P	FT	O/D	REB	F	PTS	A	TO	B	S	M
Michael Porter, f	2-3	0-0	2-3	3/3	6	2	6	0	2	0	2	23
Leon Powell, f	6-8	0-0	0-3	3/2	5	5	12	0	2	1	0	21
Marcus Brister, g	0-0	0-0	1-2	0/0	0	3	1	3	5	0	2	23
Nick Niemczyk, g	4-11	2-5	2-2	0/0	0	2	12	2	1	0	1	26
Lucas Nutt, g	4-11	3-5	2-2	0/2	2	2	13	2	2	0	0	29
Nino Johnson	2-3	0-0	0-0	0/3	3	2	4	1	1	0	0	13
Corey Wilford	0-1	0-1	0-0	0/0	0	0	0	0	0	0	0	4
Telvin Wilkerson	0-2	0-0	0-0	2/0	2	0	0	0	0	0	0	4
Logan Nutt	0-0	0-0	0-0	0/2	2	0	0	1	0	0	0	15
Waylon Jones	0-0	0-0	0-0	0/0	0	0	0	0	0	0	0	1
Marland Smith	1-4	1-3	0-0	0/1	1	1	3	3	0	1	0	20
Tyler Stone	5-10	0-1	0-2	0/5	5	2	10	0	0	1	0	20
Zach House	1-1	0-0	0-1	0/0	0	0	2	0	0	0	0	1
TEAM				0/0	0							
<b>Totals.....</b>	<b>25-54</b>	<b>6-15</b>	<b>7-15</b>	<b>8/18</b>	<b>26</b>	<b>19</b>	<b>63</b>	<b>12</b>	<b>13</b>	<b>3</b>	<b>5</b>	<b>200</b>
ASU (2-4)	FG	3P	FT	O/D	REB	F	PTS	A	TO	B	S	M
Brandon Peterson, f	5-8	0-0	3-8	0/9	9	4	13	0	2	0	1	30
Malcolm Kirkland, f	4-7	0-0	6-6	3/2	5	3	14	0	1	0	0	31
Trey Finn, g	3-5	2-2	2-2	2/6	8	1	10	2	2	1	0	30
Marcus Hooten, g	6-10	0-0	4-5	0/1	1	1	16	1	2	0	2	33
Ed Townsel, g	7-15	4-6	2-3	1/3	4	2	20	3	3	0	4	37
Rakeem Dickerson	1-2	0-0	2-2	1/1	2	0	4	2	0	0	0	18
Adam Sterrenberg	0-0	0-0	0-0	0/1	1	0	0	0	0	0	0	1
Bryce Clark	0-0	0-0	0-0	0/0	0	0	0	0	0	0	0	1
K. Ogonnaya-Branch	0-0	0-0	0-0	0/0	0	0	0	0	0	0	0	1
Johnny Zuppardo	1-2	0-0	0-0	0/3	3	4	2	1	0	0	0	18
TEAM				1/1	2							
<b>Totals.....</b>	<b>27-49</b>	<b>6-8</b>	<b>19-26</b>	<b>8/27</b>	<b>35</b>	<b>15</b>	<b>79</b>	<b>9</b>	<b>11</b>	<b>1</b>	<b>7</b>	<b>200</b>
<b>By Periods</b>	<b>1</b>	<b>2</b>	<b>Final</b>									
Southeast Missouri	29	34	63									
Arkansas State	44	35	79									

FG Percentage: SEMO 46.3, ASU 55.1 3-Point FG Percentage: SEMO 40.0, ASU 75.0

FT Percentage: SEMO 46.7, ASU 73.1 Attendance: 2,788

### Game #8 - Southeast Missouri 63, Southeastern Louisiana 61<sup>OT</sup>

December 3, 2011 • Show Me Center • Cape Girardeau, Mo.

SELA (4-3)												
	FG	3P	FT	O/D	REB	F	PTS	A	TO	B	S	M
Brandon Fortenberry	4-16	1-6	5-6	0/1	1	1	14	3	5	0	1	39
Roosevelt Johnson	6-11	0-1	3-5	3/4	7	5	15	0	0	0	1	25
Antonnio Benton	3-9	1-4	1-2	2/7	9	5	8	1	0	2	3	31
Daron Populist	2-6	0-2	2-2	0/2	2	0	6	1	1	0	2	41
DeShawn Patterson	1-1	1-1	3-4	1/3	4	5	6	1	4	1	3	20
Jeremy Campbell	2-9	0-2	1-4	1/4	5	1	5	2	1	1	1	34
Jan Petrovcic	3-6	1-3	0-1	2/2	4	2	7	0	0	1	0	32
Quin Cooper	0-0	0-0	0-0	0/0	0	1	0	0	1	0	0	1
Onochie Ochie	0-0	0-0	0-0	0/0	0	0	0	0	0	0	0	2
TEAM				2/2	4							
Totals.....	21-58	4-19	15-24	11/25	36	20	61	8	12	5	11	225
SEMO (4-4)												
	FG	3P	FT	O/D	REB	F	PTS	A	TO	B	S	M
Tyler Stone, f	7-13	0-0	4-5	4/13	17	2	18	0	3	0	2	39
Leon Powell, f	3-5	0-0	4-5	5/5	10	3	10	0	1	0	0	35
Marcus Brister, g	2-8	0-0	5-10	1/4	5	0	9	3	4	0	0	35
Nick Niemczyk, g	0-3	0-1	0-0	0/1	1	1	0	2	2	0	0	16
Lucas Nutt, g	0-1	0-1	2-2	0/0	0	2	2	1	2	0	0	8
Nino Johnson	0-0	0-0	0-0	0/0	0	1	0	1	1	0	1	3
Corey Wilford	3-9	1-4	4-4	0/2	2	4	11	2	3	0	1	34
Michael Porter	0-1	0-0	0-0	0/0	0	2	0	1	1	0	0	12
Logan Nutt	1-3	0-0	0-0	0/0	0	0	2	2	0	0	0	11
Marland Smith	4-10	1-2	2-2	0/0	0	4	11	0	1	0	1	32
TEAM				2/5	7							
Totals.....	20-53	2-8	21-28	12/30	42	19	63	12	18	0	5	225
By Periods	1	2	OT	Final								
Southeastern La.	25	29	7	61								
Southeast Missouri	33	21	9	63								
FG Percentage: SELA 36.2, SEMO 37.7 3-Point FG Percentage: SELA 21.1, 25.0												
FT Percentage: SELA 62.5, SEMO 75.0 Attendance: 1,918												





## Opponents

## This is the OVC

## Records & History

## This is Southeast

### Game #9 - Central Arkansas 88, Southeast Missouri 72

December 5, 2011 • Farris Center • Conway, Ark.

SEMO (4-5)	FG	3P	FT	O/D	REB	F	PTS	A	TO	B	S	M
Marcus Brister, g	1-3	0-0	0-2	0/3	3	3	2	1	3	0	0	28
Nick Niemczyk, g	3-11	1-3	0-0	0/1	1	4	7	3	3	0	4	32
Lucas Nutt, g	0-1	0-1	0-0	0/0	0	3	0	5	2	0	1	22
Tyler Stone, f	12-18	0-0	6-7	1/7	8	3	30	0	3	2	0	36
Leon Powell, f	11-16	0-0	4-11	10/9	19	3	26	0	1	2	2	37
Nino Johnson	0-0	0-0	0-0	0/0	0	0	0	0	0	0	0	1
Corey Wilford	0-1	0-0	0-0	0/0	0	1	0	1	1	0	0	7
Telvin Wilkerson	0-2	0-1	0-0	0/0	0	3	0	0	1	0	0	6
Michael Porter	0-0	0-0	0-0	0/0	0	2	0	0	0	0	0	1
Logan Nutt	0-0	0-0	0-1	1/1	2	1	0	1	2	0	0	9
Marland Smith	1-5	0-3	1-1	0/0	0	5	3	1	2	0	0	15
Zach House	2-3	0-0	0-1	0/0	0	0	4	1	0	1	0	6
TEAM				0/1	1							
<b>Totals.....</b>	<b>30-60</b>	<b>1-8</b>	<b>11-23</b>	<b>12/22</b>	<b>34</b>	<b>28</b>	<b>72</b>	<b>13</b>	<b>18</b>	<b>5</b>	<b>7</b>	<b>200</b>
UCA (4-3)	FG	3P	FT	O/D	REB	F	PTS	A	TO	B	S	M
Jarvis Garner*	7-10	0-0	2-2	1/9	10	3	16	0	1	0	2	21
LaQuentin Miles*	5-12	0-0	6-11	1/4	5	2	16	6	2	1	2	34
Mark Rutledge*	1-6	0-0	3-4	0/0	0	1	5	0	3	0	1	27
Ryan Williams*	0-2	0-0	1-4	2/2	4	0	1	2	1	0	0	24
Anthony Borden*	0-3	0-0	0-0	0/2	2	2	0	0	1	2	1	11
Robert Crawford	4-8	1-2	0-2	1/2	3	1	9	3	1	2	2	20
Dewan Clayborn	2-4	1-1	3-6	0/0	0	0	8	1	0	0	1	13
Lenell Brown	1-2	0-0	0-0	1/0	1	1	2	1	0	0	0	5
Darius Singleton	1-1	0-0	2-2	0/1	1	0	4	0	0	0	0	3
Jordan Harks	4-4	0-0	3-4	4/1	5	3	11	0	1	0	0	19
Chris Henson	2-2	2-2	2-2	1/1	2	2	8	1	0	0	1	8
Carlin Bremner	0-1	0-1	2-4	0/1	1	0	2	0	0	0	0	3
Terry Tidwell	2-3	0-0	2-4	3/1	4	4	6	0	0	0	0	12
TEAM				1/3	4							
<b>Totals.....</b>	<b>29-58</b>	<b>4-6</b>	<b>26-45</b>	<b>15/27</b>	<b>42</b>	<b>19</b>	<b>88</b>	<b>14</b>	<b>10</b>	<b>5</b>	<b>10</b>	<b>200</b>
<b>By Periods</b>	<b>1</b>	<b>2</b>	<b>Final</b>									
Southeast Missouri	34	38	72									
Central Arkansas	41	47	88									

FG Percentage: SEMO 50.0, UCA 50.0 3-Point FG Percentage: SEMO 12.5, UCA 66.7  
FT Percentage: SEMO 47.8, UCA 57.8 Attendance: 1,021

### Game #10 - UMKC 74, Southeast Missouri 69

December 10, 2011 • Show Me Center • Cape Girardeau, Mo.

UMKC (6-5)	FG	3P	FT	O/D	REB	F	PTS	A	TO	B	S	M
Trinity Hall, f	2-5	2-2	3-4	0/1	1	3	9	0	1	1	0	28
Kirk Korver, c	2-5	2-2	2-2	2/5	7	3	8	1	2	0	0	26
Nate Rogers, g	3-5	1-2	0-0	0/1	1	4	7	4	2	0	0	33
Reggie Chamberlain, g	7-15	5-9	4-4	1/2	3	1	23	5	2	0	0	37
Thomas Staton, g	4-9	0-3	2-2	0/3	3	2	10	3	0	3	4	29
Michael Gholston	2-5	1-1	0-0	0/0	0	0	5	0	0	0	0	13
Fred Chatmon	2-3	0-0	1-1	2/4	6	3	5	0	1	2	1	14
Dustin Dibble	2-2	2-2	1-2	0/2	2	2	7	0	0	0	1	20
TEAM				0/1	1							
<b>Totals.....</b>	<b>24-49</b>	<b>13-21</b>	<b>13-15</b>	<b>5/19</b>	<b>24</b>	<b>18</b>	<b>74</b>	<b>13</b>	<b>9</b>	<b>6</b>	<b>6</b>	<b>200</b>
SEMO (4-6)	FG	3P	FT	O/D	REB	F	PTS	A	TO	B	S	M
Tyler Stone, f	5-10	0-1	2-4	3/6	9	1	12	1	2	0	2	30
Leon Powell, f	8-10	0-0	5-7	3/7	10	4	21	0	1	4	1	35
Telvin Wilkerson, g	0-3	0-0	0-0	0/3	3	0	0	1	0	0	0	16
Lucas Nutt, g	1-6	1-3	0-0	0/0	0	1	3	2	3	0	0	23
Marland Smith, g	6-15	2-7	7-8	3/3	6	2	21	6	1	0	0	40
Nino Johnson	0-0	0-0	0-0	0/0	0	1	0	1	0	0	0	3
Nick Niemczyk	1-5	0-3	0-0	0/1	1	2	2	2	1	0	1	20
Corey Wilford	0-0	0-0	0-0	0/0	0	0	0	0	0	0	0	3
Michael Porter	2-3	0-0	0-0	1/0	1	1	4	0	1	0	0	12
Logan Nutt	3-6	0-0	0-2	0/0	0	2	6	2	0	0	0	18
TEAM				6/2	8							
<b>Totals.....</b>	<b>26-58</b>	<b>3-14</b>	<b>14-21</b>	<b>16/22</b>	<b>38</b>	<b>14</b>	<b>69</b>	<b>15</b>	<b>9</b>	<b>4</b>	<b>4</b>	<b>200</b>
<b>By Periods</b>	<b>1</b>	<b>2</b>	<b>Final</b>									
UMKC	41	33	74									
Southeast Missouri	28	41	69									

FG Percentage: UMKC 49.0, SEMO 44.8 3-Point FG Percentage: UMKC 61.9, SEMO 21.4  
FT Percentage: UMKC 86.7, SEMO 66.7 Attendance: 1,850

### Game #11 - SMU 84, Southeast Missouri 65

December 19, 2011 • Show Me Center • Cape Girardeau, Mo.

SMU (6-4)	FG	3P	FT	O/D	REB	F	PTS	A	TO	B	S	M
Shawn Williams, f	0-2	0-1	0-0	0/1	1	3	0	0	1	0	0	12
Robert Nyakundi, f	8-13	5-9	8-9	0/4	4	1	29	0	2	0	3	35
London Giles, g	7-14	5-8	5-6	2/3	5	0	24	1	0	0	0	36
Jeremiah Samarrappas, g	1-3	0-2	0-0	1/0	1	3	2	6	0	0	0	25
Aliaksei Patsevich, g	1-5	1-1	0-2	2/1	3	1	3	1	0	0	2	20
Rodney Clinkscales	0-0	0-0	0-0	0/2	2	1	0	0	1	0	0	6
Ryan Manuel	3-4	0-0	2-6	0/1	1	0	8	2	1	0	1	15
Leslee Smith	2-8	0-4	2-2	4/8	12	4	6	2	1	1	3	24
Kevin Dunleavy	0-0	0-0	0-0	0/0	0	0	0	0	0	0	0	1
Richmonds Vilde	0-0	0-0	0-0	0/1	1	0	0	0	0	0	0	1
Cannen Cunningham	0-3	0-0	1-2	0/0	0	4	1	1	1	0	0	7
Jalen Jones	2-5	1-2	6-6	3/1	4	1	11	1	1	0	3	16
Jordan Walker	0-0	0-0	0-0	0/1	1	0	0	0	0	0	0	1
Eric Norman	0-0	0-0	0-0	0/0	0	0	0	0	1	1	0	1
TEAM				3/0	3							
Totals.....	24-57	12-27	24-33	15/23	38	18	84	14	9	2	12	200
SEMO (4-7)	FG	3P	FT	O/D	REB	F	PTS	A	TO	B	S	M
Tyler Stone, f	5-10	0-0	1-1	1/9	10	3	11	0	1	3	1	31
Leon Powell, f	2-2	0-0	2-4	4/2	6	5	6	0	1	0	0	16
Nick Niemczyk, g	3-8	2-5	0-0	0/2	2	2	8	1	2	0	0	25
Logan Nutt, g	0-3	0-1	0-0	0/0	0	2	0	4	1	0	0	19
Marland Smith, g	7-14	4-9	4-4	0/0	0	1	22	5	3	0	0	36
Nino Johnson	0-1	0-0	0-0	0/0	0	1	0	0	0	0	1	5
Marcus Brister	0-0	0-0	1-2	0/2	2	2	1	1	2	0	0	5
Corey Wilford	4-6	1-3	2-2	0/3	3	0	11	0	3	0	0	16
Telvin Wilkerson	0-0	0-0	0-0	0/2	2	0	0	0	1	0	0	3
Michael Porter	0-0	0-0	0-2	1/0	1	2	0	0	1	0	0	18
Lucas Nutt	1-4	0-3	4-4	0/1	1	2	6	1	1	0	1	16
Zach House	0-0	0-0	0-1	0/2	2	2	0	0	0	2	1	10
TEAM				1/2	3							
Totals.....	22-48	7-21	14-20	7/25	32	22	65	12	16	5	4	200
By Periods	1	2	Final									
SMU	38	46	84									
Southeast Missouri	33	32	65									

FG Percentage: SMU 42.1, SEMO 45.8 3-Point FG Percentage: SMU 44.4, SEMO 33.3  
FT Percentage: SMU 72.7, SEMO 70.0 Attendance: 1,662

### Game #12 - Southeast Missouri 77, Sacramento State 76

December 22, 2011 • The Nest • Sacramento, Calif.

SEMO (5-7)	FG	3P	FT	O/D	REB	F	PTS	A	TO	B	S	M
Tyler Stone, f	8-15	0-1	0-1	2/7	9	2	16	2	0	1	0	34
Leon Powell, f	1-3	0-0	3-5	2/0	2	4	5	0	1	1	0	20
Nick Niemczyk, g	5-14	4-8	0-0	1/1	2	2	14	2	0	0	1	35
Logan Nutt, g	1-1	0-0	0-0	0/1	1	1	2	3	3	0	0	14
Marland Smith, g	7-10	7-10	0-0	0/3	3	1	21	5	1	0	2	35
Corey Wilford	1-2	1-2	0-0	0/1	1	0	3	0	0	0	0	10
Michael Porter	4-7	0-0	5-6	5/2	7	4	13	0	2	0	0	24
Lucas Nutt	1-5	0-4	1-2	1/3	4	3	3	8	0	0	0	26
Zach House	0-1	0-0	0-0	0/0	0	1	0	0	1	0	0	2
TEAM				0/1	1							
Totals.....	28-58	12-25	9-14	11/19	30	18	77	20	8	2	3	200
SAC (5-6)	FG	3P	FT	O/D	REB	F	PTS	A	TO	B	S	M
Joe Eberhard, f	6-10	3-5	0-0	1/7	8	0	15	2	1	0	0	39
Walter Jackson, f	2-5	0-0	2-2	1/5	6	2	6	0	0	0	0	24
Josh McCarver, c	5-6	0-0	2-2	4/1	5	2	12	1	2	0	0	18
Dylan Garrity, g	2-6	0-3	7-9	0/0	0	0	11	12	0	0	0	32
Heath Hoffman, g	2-3	1-1	0-1	0/2	2	1	5	0	1	0	1	18
Jordan Estrada	0-1	0-1	1-2	0/1	1	1	1	0	0	0	0	8
Julian Demalleville	0-0	0-0	0-0	0/0	0	0	0	0	0	0	0	3
Kendell Groom	0-0	0-0	0-0	1/0	1	0	0	2	0	0	0	9
John Dickson	10-19	0-2	4-5	0/2	2	4	24	1	2	1	0	30
Konner Veteto	0-3	0-0	2-2	1/5	6	4	2	0	0	0	0	19
TEAM				1/1	2							
Totals.....	27-53	4-12	18-23	9/24	33	14	76	18	6	1	1	200
By Periods	1	2	Final									
Seahwest Missouri	44	33	77									
Sacramento State	33	43	76									
FG Percentage: SEMO 48.3, SAC 50.9 3-Point FG Percentage: SEMO 48.0, SAC 33.3												
FT Percentage: SEMO 64.3, SAC 78.3 Attendance: 554												





## Season Preview

## Coaching Staff

## Player Profiles

## Year in Review

### Game #13 - Southeast Missouri 67, Morehead State 51

December 28, 2011 - Show Me Center - Cape Girardeau, Mo.

MOR (6-8, 0-1)	FG	3P	FT	O/D	REB	F	PTS	A	TO	B	S	M
Drew Kelly, f	3-5	0-1	1-1	0/2	2	5	7	1	1	0	0	22
Kahlil Owens, f	4-5	0-0	1-2	0/5	5	3	9	0	1	0	0	18
Lamont Austin, g	1-5	0-2	3-4	0/2	2	3	5	2	1	0	0	27
Terrance Hill, g	4-9	1-3	0-1	0/1	1	0	9	1	3	0	1	27
Ty Proffitt, g	2-6	1-5	1-2	0/2	2	2	6	1	4	0	2	29
Marsell Holden	0-6	0-5	2-2	0/0	0	0	2	0	1	0	0	20
Will Bailey	1-2	0-0	0-0	0/0	0	0	2	0	0	0	0	7
Deandre Mathieu	1-1	0-0	0-0	0/0	0	1	2	3	0	0	0	6
Devon Atkinson	0-1	0-0	0-0	0/1	1	0	0	0	0	0	0	2
Jordan Percell	0-0	0-0	0-0	0/0	0	1	0	0	0	0	0	11
Dionte Ferguson	0-0	0-0	0-0	0/0	0	0	0	0	0	0	0	1
Angelo Warner	2-4	2-3	0-0	0/4	4	1	6	0	1	0	1	14
Milton Chavis	1-3	0-1	1-2	0/3	3	1	3	0	0	0	1	16
TEAM				5/0	5							
<b>Totals.....</b>	<b>19-47</b>	<b>4-20</b>	<b>9-14</b>	<b>5/20</b>	<b>25</b>	<b>17</b>	<b>51</b>	<b>8</b>	<b>12</b>	<b>0</b>	<b>5</b>	<b>200</b>
SEMO (6-7, 1-0)	FG	3P	FT	O/D	REB	F	PTS	A	TO	B	S	M
Tyler Stone, f	4-11	0-0	2-6	1/8	9	2	10	4	2	0	0	33
Leon Powell, f	5-7	0-0	1-2	2/2	4	2	11	0	1	2	1	27
Marcus Brister, g	0-0	0-0	0-0	0/0	0	4	0	3	2	0	0	16
Nick Niemczyk, g	4-8	3-6	2-2	0/5	5	2	13	0	0	0	1	30
Marland Smith, g	4-11	3-8	3-3	3/4	7	1	14	2	2	0	3	35
Corey Wilford	5-7	3-4	0-0	0/1	1	2	13	2	0	0	0	15
Michael Porter	2-3	0-1	0-0	0/2	2	1	4	1	2	0	0	19
Logan Nutt	0-0	0-0	0-0	0/1	1	0	0	1	0	0	0	9
Lucas Nutt	0-0	0-0	2-2	0/1	1	2	2	2	2	0	0	15
Waylon Jones	0-0	0-0	0-0	0/1	1	0	0	0	0	1	0	1
TEAM				0/1	1							
<b>Totals.....</b>	<b>24-47</b>	<b>9-19</b>	<b>10-15</b>	<b>6/26</b>	<b>32</b>	<b>16</b>	<b>67</b>	<b>15</b>	<b>11</b>	<b>3</b>	<b>5</b>	<b>200</b>
By Periods	1	2	Final									
Morehead State	19	32	51									
Southeast Missouri	33	34	67									

FG Percentage: MOR 40.4, SEMO 51.1 3-Point FG Percentage: MOR 20.0, 47.4  
FT Percentage: MOR 64.3, SEMO 66.7 Attendance: 2,164

### Game #14 - Southeast Missouri 74, Jacksonville State 56

January 2, 2012 - Show Me Center - Cape Girardeau, Mo.

JSU (5-11, 0-3)	FG	3P	FT	O/D	REB	F	PTS	A	TO	B	S	M
Stephen Hall, f	3-9	0-2	2-3	1/5	6	3	8	0	2	0	2	24
Nick Cook, f	0-1	0-0	0-0	1/1	2	0	0	0	0	1	2	9
Ronnie Boggs, g	1-2	0-0	2-3	0/2	2	3	4	1	1	1	1	24
Mason Leggett, g	0-5	0-0	4-5	0/1	1	2	4	0	2	0	2	20
Brian Williams, g	8-18	1-4	2-3	0/3	3	2	19	2	3	0	1	38
Dion Waiters	1-3	0-1	0-0	2/0	2	3	2	0	2	0	0	8
Grant White	1-3	0-2	0-0	0/1	1	1	2	0	0	0	0	10
Rinaldo Mafra	0-1	0-0	0-2	0/3	3	2	0	0	0	1	1	16
Darion Rackley	3-7	2-5	0-0	1/1	2	0	8	0	1	0	0	25
Frankie Bougher	0-2	0-2	0-0	0/0	0	0	0	0	0	0	1	4
Tarvin Gaines	2-9	1-3	4-4	2/2	4	3	9	0	1	1	1	22
TEAM				6/3	9							
<b>Totals.....</b>	<b>19-60</b>	<b>4-19</b>	<b>14-20</b>	<b>13/22</b>	<b>35</b>	<b>19</b>	<b>56</b>	<b>3</b>	<b>13</b>	<b>4</b>	<b>11</b>	<b>200</b>
SEMO (7-7, 2-0)	FG	3P	FT	O/D	REB	F	PTS	A	TO	B	S	M
Tyler Stone, f	10-16	0-0	4-5	0/6	6	3	24	0	1	1	0	31
Leon Powell, f	1-2	0-0	4-4	2/3	5	3	6	1	3	1	2	29
Marcus Brister, g	5-7	0-0	4-6	1/7	8	3	14	4	6	0	0	26
Nick Niemczyk, g	2-8	2-7	0-0	0/3	3	2	6	3	0	0	0	29
Marland Smith, g	4-8	3-7	0-0	0/4	4	3	11	6	3	1	1	38
Nino Johnson	0-0	0-0	1-2	0/2	2	1	1	0	0	0	0	1
Corey Wilford	1-4	1-3	0-0	0/0	0	0	3	1	0	0	0	11
Telvin Wilkerson	0-1	0-0	0-0	0/0	0	0	0	0	0	0	0	1
Michael Porter	1-3	0-0	0-0	0/3	3	4	2	0	0	0	0	11
Logan Nutt	0-0	0-0	0-0	0/0	0	0	0	1	1	0	0	3
Lucas Nutt	1-1	1-1	4-4	0/1	1	1	7	1	3	0	0	16
Waylon Jones	0-0	0-0	0-0	0/0	0	0	0	0	0	0	0	1
Zach House	0-0	0-0	0-0	0/0	0	1	0	0	0	0	0	3
TEAM				2/4	6							
<b>Totals.....</b>	<b>25-50</b>	<b>7-18</b>	<b>17-21</b>	<b>5/33</b>	<b>38</b>	<b>21</b>	<b>74</b>	<b>17</b>	<b>17</b>	<b>3</b>	<b>3</b>	<b>200</b>
By Periods	1	2	Final									
Jacksonville State	28	28	56									
Southeast Missouri	34	40	74									

FG Percentage: JSU 31.7, SEMO 50.0 3-Point FG Percentage: JSU 21.1, 38.9  
FT Percentage: JSU 70.0, SEMO 81.0 Attendance: 1,120

### Game #15 - Southeast Missouri 73, UT Martin 71

January 5, 2012 - Elam Center - Martin, Tenn.

SEMO (8-7, 3-0)	FG	3P	FT	O/D	REB	F	PTS	A	TO	B	S	M
Marcus Brister, g	5-10	0-0	1-2	1/3	4	1	11	7	3	0	0	33
Nick Niemczyk, g	6-12	3-6	1-1	0/5	5	0	16	3	2	0	0	33
Marland Smith, g	3-3	2-2	4-6	1/2	3	0	12	2	0	0	3	37
Tyler Stone, f	7-14	0-0	2-2	1/5	6	4	16	0	1	1	0	25
Leon Powell, f	4-4	0-0	1-3	2/3	5	5	9	1	2	4	0	29
Corey Wilford	1-1	0-0	0-0	0/0	0	1	2	1	0	0	0	7
Michael Porter	3-5	0-0	0-0	1/1	2	5	6	0	2	1	0	15
Lucas Nutt	0-0	0-0	0-0	0/2	2	0	0	5	1	0	0	12
Waylon Jones	0-0	0-0	1-3	1/0	1	0	1	0	0	1	0	6
Zach House	0-0	0-0	0-0	0/1	1	0	0	0	0	0	0	3
TEAM				0/0	0							
<b>Totals.....</b>	<b>29-49</b>	<b>5-8</b>	<b>10-17</b>	<b>7/22</b>	<b>29</b>	<b>16</b>	<b>73</b>	<b>19</b>	<b>11</b>	<b>7</b>	<b>3</b>	<b>200</b>
UTM (3-14, 8-4)	FG	3P	FT	O/D	REB	F	PTS	A	TO	B	S	M
Mike Liabo*	6-16	3-9	3-4	1/5	6	2	18	2	3	0	1	34
Omari Minor*	0-3	0-0	0-0	1/0	1	1	0	5	1	0	1	29
Jeremy Washington*	1-4	0-0	2-2	1/3	4	5	4	4	0	2	1	15
Dane Smith*	5-7	0-0	0-0	2/5	7	2	10	2	1	0	2	32
Myles Taylor*	7-12	0-0	2-3	1/2	3	2	16	2	1	0	1	31
Gary Love	1-1	1-1	0-0	0/0	0	0	3	0	0	0	0	14
Chris Richardson	0-0	0-0	0-0	0/0	0	0	0	5	0	0	0	11
Troy King	5-8	3-6	0-0	1/2	3	3	13	1	0	1	0	21
Corderio MacIin	2-7	0-0	3-4	1/0	1	2	7	0	1	0	0	13
TEAM				2/1	3							
<b>Totals.....</b>	<b>27-58</b>	<b>7-16</b>	<b>10-13</b>	<b>10/18</b>	<b>28</b>	<b>17</b>	<b>71</b>	<b>21</b>	<b>7</b>	<b>3</b>	<b>7</b>	<b>200</b>
By Periods	1	2	Final									
Southeast Missouri	35	38	73									
UT Martin	44	27	71									

FG Percentage: SEMO 59.2, UTM 46.6 3-Point FG Percentage: SEMO 62.5, UTM 43.8  
FT Percentage: SEMO 58.8, UTM 76.9 Attendance: 714

### Game #16 - Eastern Kentucky 63, Southeast Missouri 59

January 7, 2012 - McBrayer Arena - Richmond, Ky.

January 7, 2012 • Midway Arena • Richmond, KY

SEMO (8-8, 3-1)	FG	3P	FT	O/D	REB	F	PTS	A	TO	B	S	M
Tyler Stone, f	8-11	1-2	1-4	0/5	5	1	18	0	0	2	0	35
Leon Powell, f	2-3	0-0	2-6	4/2	6	4	6	1	5	3	0	26
Marcus Brister, g	7-9	0-0	0-1	0/7	7	5	14	7	6	0	2	38
Nick Niemczyk, g	3-10	2-9	0-0	0/2	2	3	8	2	1	0	1	37
Marland Smith, g	5-10	2-5	1-2	0/6	6	3	13	2	3	0	1	38
Nino Johnson	0-1	0-0	0-0	0/0	0	0	0	0	1	0	0	4
Michael Porter	0-0	0-0	0-0	1/3	4	1	0	0	0	0	0	15
Lucas Nutt	0-0	0-0	0-0	0/0	0	1	0	1	0	0	0	7
TEAM				2/1	3				1			
Totals.....	25-44	5-16	4-13	7/26	33	18	59	13	17	5	4	200
EKU (10-7, 4-1)	FG	3P	FT	O/D	REB	F	PTS	A	TO	B	S	M
Jaron Jones, f	5-10	0-0	10-12	0/5	5	4	20	1	2	1	2	34
Eric Stutz, f	1-4	0-0	4-4	1/2	3	3	6	0	0	1	0	27
Mike DiNunno, g	0-6	0-2	0-0	0/2	2	4	0	2	1	0	0	20
Joshua Jones, g	7-12	2-4	4-4	1/1	2	1	20	0	1	0	1	32
D'Mitri Riggs, g	2-7	2-4	0-2	1/2	3	2	6	2	1	0	2	33
Jabs Newby	0-3	0-0	0-0	1/0	1	1	0	2	1	0	0	12
Jeff Allgood	2-5	2-5	0-0	0/0	0	0	6	0	0	0	0	15
Timmy Knipp	1-1	1-1	0-0	0/0	0	0	3	0	1	0	0	5
Jeff Johnson	0-1	0-0	2-2	0/2	2	1	2	0	0	0	0	13
Taylor Filipek	0-0	0-0	0-0	0/2	2	1	0	0	1	0	0	9
TEAM				2/2	4							
Totals.....	18-49	7-16	20-24	6/18	24	17	63	7	8	2	5	200
By Periods	1	2	Final									
Southeast Missouri	36	23	59									
Eastern Kentucky	30	33	63									

FG Percentage: SEMO 56.8, EKU 36.7 3-Point FG Percentage: SEMO 31.3, EKU 43.8

FT Percentage: SEMO 30.8, EKU 83.3 Attendance: 1,450





## Opponents

## This is the OVC

## Records & History

## This is Southeast

### Game #17 - Southeast Missouri 85, SIU Edwardsville 68

January 12, 2012 - Show Me Center - Cape Girardeau, Mo.

SIEU (5-9, 3-2)	FG	3P	FT	O/D	REB	F	PTS	A	TO	B	S	M
Derian Shaffer, f	4-6	0-0	4-4	2/6	8	3	12	0	2	1	0	27
Mark Yelovich, f	4-13	1-3	4-5	2/2	4	3	13	0	0	0	0	30
Jerome Jones, f	7-20	1-8	4-5	3/4	7	1	19	0	2	0	1	36
Kris Davis, g	6-11	3-5	0-0	0/1	1	1	15	2	6	0	0	34
Corey Wickware, g	2-5	1-3	0-0	2/2	4	2	5	2	1	0	1	30
Reggie Reed	0-2	0-0	1-2	0/1	1	2	1	3	0	0	0	16
Kevin Stineman	0-1	0-1	0-0	0/0	0	1	0	1	1	0	1	7
Michael Birts	0-1	0-0	0-0	0/1	1	1	0	0	0	0	0	7
Charles Joy	0-2	0-0	0-0	0/2	2	1	0	3	0	0	0	10
David Borden	1-1	1-1	0-0	0/0	0	0	3	0	0	0	0	1
Zeke Schneider	0-0	0-0	0-0	1/0	1	0	0	0	0	0	0	2
TEAM				8/1	9							
<b>Totals.....</b>	<b>24-62</b>	<b>7-21</b>	<b>13-16</b>	<b>18/20</b>	<b>38</b>	<b>15</b>	<b>68</b>	<b>11</b>	<b>12</b>	<b>1</b>	<b>3</b>	<b>200</b>
SEMO (9-8, 4-1)	FG	3P	FT	O/D	REB	F	PTS	A	TO	B	S	M
Tyler Stone, f	5-11	0-1	0-0	1/3	4	3	10	1	1	2	0	33
Leon Powell, f	5-10	0-0	3-4	4/3	7	4	13	1	2	3	0	27
Marcus Brister, g	2-3	0-0	3-4	0/2	2	3	7	10	3	0	0	33
Nick Niemczyk, g	6-11	4-7	1-1	1/3	4	2	17	6	0	0	0	39
Marland Smith, g	7-13	2-6	4-4	0/3	3	2	20	3	1	1	4	36
Nino Johnson	0-0	0-0	0-0	0/0	0	0	0	0	0	0	0	1
Corey Wilford	0-1	0-1	0-0	0/0	0	1	0	0	0	0	0	1
Telvin Wilkerson	0-0	0-0	0-0	0/0	0	0	0	0	0	0	0	1
Michael Porter	6-6	2-2	0-0	0/2	2	2	14	1	0	0	1	18
Logan Nutt	1-1	1-1	0-0	0/0	0	0	3	0	1	0	0	1
Lucas Nutt	0-1	0-1	0-0	0/1	1	0	0	0	0	0	0	8
Waylon Jones	0-0	0-0	1-2	0/1	1	0	1	0	0	0	0	1
Zach House	0-0	0-0	0-0	0/0	0	0	0	0	0	0	0	1
TEAM				2/2	4							
<b>Totals.....</b>	<b>32-57</b>	<b>9-19</b>	<b>12-15</b>	<b>8/20</b>	<b>28</b>	<b>17</b>	<b>85</b>	<b>22</b>	<b>8</b>	<b>6</b>	<b>5</b>	<b>200</b>
By Periods	1	2	Final									
SIU Edwardsville	39	29	68									
Southeast Missouri	46	39	85									

FG Percentage: SIUE 38.7, SEMO 56.1 3-Point FG Percentage: SIUE 33.3, SEMO 47.4  
FT Percentage: SIUE 81.3, SEMO 80.0 Attendance: 1,851

### Game #18 - Southeast Missouri 80, Eastern Illinois 73

January 14, 2012 - Show Me Center - Cape Girardeau, Mo.

EIU (9-7, 2-2)	FG	3P	FT	O/D	REB	F	PTS	A	TO	B	S	M
Alfonzo McKinnie, f	3-8	0-0	2-2	3/3	6	4	8	0	1	0	0	28
Zavier Sanders, f	3-6	0-0	0-0	1/0	1	3	6	0	1	0	1	27
Joey Miller, g	4-12	1-3	3-4	0/4	4	2	12	4	1	0	2	35
Jeremy Granger, g	10-16	3-5	8-9	0/1	1	1	31	6	1	1	1	38
L.C. Doss, g	2-6	0-3	0-0	0/5	5	2	4	0	0	0	2	26
Malcolm Herron	0-2	0-1	0-0	0/1	1	0	0	0	0	0	0	4
Austin Akers	2-3	0-0	0-0	0/0	0	3	4	1	0	0	0	17
Taylor Jones	0-0	0-0	0-0	0/0	0	0	0	0	0	0	0	0+
Nick McFarlin	1-1	0-0	0-0	1/1	2	1	2	0	2	0	0	14
Josh Piper	2-4	0-0	2-2	2/1	3	1	6	0	1	0	1	11
TEAM				0/1	1							
<b>Totals.....</b>	<b>27-58</b>	<b>4-12</b>	<b>15-17</b>	<b>7/17</b>	<b>24</b>	<b>17</b>	<b>73</b>	<b>11</b>	<b>8</b>	<b>1</b>	<b>7</b>	<b>200</b>
SEMO (10-8, 5-1)	FG	3P	FT	O/D	REB	F	PTS	A	TO	B	S	M
Tyler Stone, f	7-11	1-1	3-4	1/2	3	1	18	1	4	2	1	33
Leon Powell, f	6-12	0-0	3-5	8/4	12	3	15	0	1	1	0	31
Marcus Brister, g	4-7	0-0	0-2	1/8	9	1	8	5	2	0	0	36
Nick Niemczyk, g	3-8	2-6	1-2	1/3	4	3	9	1	2	1	2	37
Marland Smith, g	8-13	7-10	1-3	0/0	0	4	24	3	3	0	1	26
Nino Johnson	0-0	0-0	0-0	1/0	1	0	0	1	0	0	0	3
Michael Porter	0-0	0-0	0-0	1/2	3	1	0	1	3	0	0	12
Lucas Nutt	1-5	1-3	3-4	0/2	2	2	6	7	2	0	0	22
TEAM				2/3	5							
<b>Totals.....</b>	<b>29-56</b>	<b>11-20</b>	<b>11-20</b>	<b>15/24</b>	<b>39</b>	<b>15</b>	<b>80</b>	<b>19</b>	<b>17</b>	<b>4</b>	<b>4</b>	<b>200</b>
By Periods	1	2	Final									
Eastern Illinois	29	44	73									
Southeast Missouri	44	36	80									

FG Percentage: EIU 46.6, SEMO 51.8 3-Point FG Percentage: EIU 33.3, SEMO 55.0  
FT Percentage: EIU 88.2, SEMO 55.0 Attendance: 2,371

### Game #19 - Tennessee Tech 77, Southeast Missouri 62

January 21, 2012 - Eblen Center - Cookeville, Tenn.

SEMO (10-9, 5-2)	FG	3P	FT	O/D	REB	F	PTS	A	TO	B	S	M
Marcus Brister, g	7-13	0-0	1-3	3/2	5	4	15	6	3	0	3	36
Corey Wilford, g	0-4	0-2	0-0	0/0	0	0	0	0	0	0	0	12
Marland Smith, g	5-13	2-9	2-2	0/1	1	0	14	4	1	0	1	38
Tyler Stone, f	7-10	0-1	0-0	2/7	9	3	14	0	2	2	1	34
Leon Powell, f	4-8	0-0	1-4	3/2	5	3	9	0	1	0	1	28
Nino Johnson	1-1	0-0	0-0	0/0	0	1	2	0	0	0	0	1
Michael Porter	1-3	0-0	1-4	0/1	1	1	3	1	2	0	0	17
Logan Nutt	0-0	0-0	0-0	0/0	0	0	0	1	1	0	0	3
Lucas Nutt	2-4	1-3	0-0	0/0	0	4	5	0	2	0	0	31
TEAM				2/2	4							
<b>Totals.....</b>	<b>27-56</b>	<b>3-15</b>	<b>5-13</b>	<b>10/15</b>	<b>25</b>	<b>16</b>	<b>62</b>	<b>12</b>	<b>12</b>	<b>2</b>	<b>6</b>	<b>200</b>
TTU (12-8, 4-3)	FG	3P	FT	O/D	REB	F	PTS	A	TO	B	S	M
Zac Swansey*	2-5	0-2	2-2	0/5	5	1	6	6	2	0	2	38
Terrell Barnes*	0-0	0-0	0-0	0/1	1	4	0	0	0	0	1	14
Jud Dillard*	4-9	0-0	7-9	2/2	4	2	15	6	1	0	1	33
Dennis Ogbe*	3-5	0-2	0-0	2/3	5	2	6	0	3	1	1	15
Kevin Murphy*	10-16	4-4	2-3	1/1	2	3	26	3	3	0	0	28
Liam McMorrow	1-1	0-0	1-4	1/4	5	4	3	1	1	1	1	18
Javon McKay	2-4	0-1	0-0	0/3	3	1	4	0	0	0	0	11
Chase Dunn	0-0	0-0	0-0	0/0	0	0	0	0	0	0	0	3
Bassey Inameti	5-7	0-0	0-0	2/2	4	3	10	0	2	1	0	15
Zach Bailey	3-6	1-3	0-0	0/1	1	1	7	0	0	0	0	25
TEAM				2/1	3							
<b>Totals.....</b>	<b>30-53</b>	<b>5-12</b>	<b>12-18</b>	<b>10/23</b>	<b>33</b>	<b>21</b>	<b>77</b>	<b>16</b>	<b>12</b>	<b>3</b>	<b>5</b>	<b>200</b>
By Periods	1	2	Final									
Southeast Missouri	29	33	62									
Tennessee Tech	37	40	77									

FG Percentage: SEMO 48.2, TTU 56.6 3-Point FG Percentage: SEMO 20.0, TTU 41.7  
FT Percentage: SEMO 38.5, TTU 66.7 Attendance: 2,685

### Game #20 - Southeast Missouri 65, Austin Peay 60

January 26, 2012 - Show Me Center - Cape Girardeau, Mo.

APSU (8-14, 5-4)	FG	3P	FT	O/D	REB	F	PTS	A	TO	B	S	M
Melvin Baker, f	3-5	0-0	2-2	1/2	3	5	8	0	2	1	0	16
John Fraley, c	2-5	0-0	4-7	2/7	9	3	8	1	2	1	0	34
Jerome Clyburn, g	1-5	0-0	0-0	0/4	4	2	2	1	2	0	0	33
TyShawn Edmondson, g	3-13	3-7	1-2	0/0	0	4	10	0	2	0	2	36
Josh Terry, g	6-12	1-2	5-5	1/1	2	1	18	2	2	0	4	34
Will Triggs	2-7	0-0	7-10	3/0	3	2	11	1	0	0	1	26
Thomas Greer	0-0	0-0	0-0	0/1	1	1	0	0	0	0	0	2
Chris Freeman	0-0	0-0	0-0	1/0	1	1	0	0	2	0	0	4
Herdie Lawrence	1-4	0-3	1-1	0/0	0	1	3	0	0	0	1	9
Justin Blake	0-1	0-1	0-0	0/0	0	0	0	2	0	0	1	6
TEAM				1/2	3							
<b>Totals.....</b>	<b>18-52</b>	<b>4-13</b>	<b>20-27</b>	<b>9/17</b>	<b>26</b>	<b>20</b>	<b>60</b>	<b>7</b>	<b>12</b>	<b>2</b>	<b>9</b>	<b>200</b>
SEMO (11-9, 6-2)	FG	3P	FT	O/D	REB	F	PTS	A	TO	B	S	M
Tyler Stone, f	4-13	0-0	3-4	6/5	11	4	11	0	4	2	1	28
Leon Powell, f	5-11	0-0	2-8	9/9	18	3	12	1	3	1	0	36
Marcus Brister, g	5-7	0-0	1-3	1/7	8	2	11	3	6	0	0	34
Lucas Nutt, g	2-5	1-1	3-4	0/2	2	3	8	1	2	0	0	27
Marland Smith, g	3-9	1-5	4-5	0/3	3	1	11	4	2	0	0	39
Nino Johnson	0-0	0-0	0-0	0/1	1	3	0	0	2	2	0	10
Corey Wilford	4-9	3-6	1-2	1/1	2	3	12	1	3	0	0	20
Michael Porter	0-1	0-0	0-0	0/0	0	4	0	0	1	0	1	6
Waylon Jones	0-0	0-0	0-0	0/0	0	0	0	0	0	0	0	0+
TEAM				4/1	5							
<b>Totals.....</b>	<b>23-55</b>	<b>5-12</b>	<b>14-26</b>	<b>21/29</b>	<b>50</b>	<b>23</b>	<b>65</b>	<b>10</b>	<b>23</b>	<b>5</b>	<b>2</b>	<b>200</b>
By Periods	1	2	Final									
Austin Peay	28	32	60									
Southeast Missouri	37	28	65									

FG Percentage: APSU 34.6, SEMO 41.8 3-Point FG Percentage: APSU 30.8, SEMO 41.7  
FT Percentage: APSU 74.1, SEMO 53.8 Attendance: 2,950





## Season Preview

## Coaching Staff

## Player Profiles

## Year in Review

### Game #21 - Southeast Missouri 74, Eastern Illinois 53

January 30, 2012 - Lantz Arena - Charleston, Ill.

SEMO (12-9, 7-2)	FG	3P	FT	O/D	REB	F	PTS	A	TO	B	S	M
Tyler Stone, f	8-13	0-1	2-3	2/8	10	2	18	1	1	2	0	29
Leon Powell, f	2-4	0-0	8-10	2/5	7	4	12	1	2	2	0	25
Marcus Brister, g	3-5	0-0	1-4	0/6	6	1	7	6	4	0	3	31
Lucas Nutt, g	0-3	0-3	0-0	1/1	2	0	0	3	2	0	1	30
Marland Smith, g	7-16	5-10	0-0	0/3	3	1	19	1	1	0	1	36
Nino Johnson	0-0	0-0	0-0	0/1	1	3	0	1	1	0	0	6
Corey Wilford	2-3	2-3	0-0	0/0	0	0	6	2	1	0	0	17
Telvin Wilkerson	0-2	0-1	0-0	0/0	0	0	0	0	0	0	0	2
Michael Porter	4-5	1-2	1-1	4/2	6	1	10	1	1	0	0	18
Logan Nutt	0-0	0-0	0-0	0/0	0	0	0	0	1	0	0	2
Waylon Jones	1-1	0-0	0-0	1/0	1	1	2	0	1	0	0	2
Zach House	0-0	0-0	0-0	0/1	1	1	0	0	0	0	0	2
TEAM				4/1	5							
<b>Totals.....</b>	<b>27-52</b>	<b>8-20</b>	<b>12-18</b>	<b>14/28</b>	<b>42</b>	<b>14</b>	<b>74</b>	<b>15</b>	<b>15</b>	<b>4</b>	<b>5</b>	<b>200</b>
EIU (9-12, 2-7)	FG	3P	FT	O/D	REB	F	PTS	A	TO	B	S	M
Alfonzo McKinnie, f	3-5	0-0	0-0	2/1	3	3	6	0	0	0	0	24
Zavier Sanders, f	4-7	0-0	0-0	0/3	3	5	8	0	0	1	0	17
Joey Miller, g	2-9	0-3	3-4	2/4	6	3	7	4	2	1	1	29
Jeremy Granger, g	5-11	1-3	1-2	0/2	2	2	12	0	2	0	1	32
L.C. Doss, g	1-4	1-4	0-0	0/1	1	0	3	1	1	0	0	21
Alex Lubsey	0-0	0-0	0-1	0/0	0	0	0	0	0	0	1	2
Malcolm Herron	0-1	0-1	0-0	0/0	0	0	0	0	0	0	0	4
James Hollowell	2-9	1-1	0-0	3/0	3	1	5	1	1	0	0	14
Morris Woods	2-4	0-0	2-2	0/3	3	2	6	1	0	0	2	15
Austin Akers	0-1	0-0	0-0	0/0	0	1	0	1	1	0	0	14
Taylor Jones	0-0	0-0	0-0	0/1	1	0	0	0	0	0	0	3
Nick McFarlin	0-1	0-0	1-2	0/0	0	0	1	0	1	0	0	9
Jonathan Miller	0-0	0-0	0-0	0/0	0	0	0	0	0	0	0	4
Josh Piper	1-2	1-1	2-2	0/1	1	0	5	1	1	1	1	12
TEAM				1/1	2							
<b>Totals.....</b>	<b>20-54</b>	<b>4-13</b>	<b>9-13</b>	<b>8/17</b>	<b>25</b>	<b>17</b>	<b>53</b>	<b>9</b>	<b>9</b>	<b>3</b>	<b>6</b>	<b>200</b>
<b>By Periods</b>	<b>1</b>	<b>2</b>	<b>Final</b>									
Southeast Missouri	31	43	74									
Eastern Illinois	36	17	53									

**FG Percentage:** SEMO 51.9, EIU 37.0 **3-Point FG Percentage:** SEMO 40.0, EIU 30.8

**FT Percentage:** SEMO 66.7, EIU 69.2 **Attendance:** 1,444

### Game #22 - #9 Murray State 81, Southeast Missouri 73

February 2, 2012 - CFSB Center - Murray, Ky.

SEMO (12-10, 7-3)	FG	3P	FT	O/D	REB	F	PTS	A	TO	B	S	M
Tyler Stone, f	5-9	0-1	3-6	1/6	7	3	13	0	0	1	1	28
Leon Powell, f	5-9	0-0	2-4	4/2	6	4	12	2	2	4	0	32
Marcus Brister, g	7-12	0-0	3-7	1/7	8	1	17	2	4	0	1	38
Lucas Nutt, g	3-7	0-2	0-0	0/1	1	4	6	3	2	0	2	29
Marland Smith, g	1-5	0-2	4-4	0/1	1	5	6	1	2	0	0	22
Nino Johnson	0-0	0-0	0-0	0/1	1	1	0	0	0	1	0	2
Corey Wilford	5-14	3-9	2-2	1/0	1	5	15	0	0	0	0	31
Michael Porter	2-5	0-0	0-0	3/1	4	2	4	1	0	0	2	18
Logan Nutt	0-0	0-0	0-0	0/0	0	1	0	0	0	0	0	0+
TEAM				2/3	5							
<b>Totals.....</b>	<b>28-61</b>	<b>3-14</b>	<b>14-23</b>	<b>12/22</b>	<b>34</b>	<b>26</b>	<b>73</b>	<b>9</b>	<b>10</b>	<b>6</b>	<b>6</b>	<b>200</b>
MUR (22-0, 10-0)	FG	3P	FT	O/D	REB	F	PTS	A	TO	B	S	M
Ed Daniel, f	0-2	0-0	2-2	4/1	5	5	2	1	0	2	1	14
Latreze Mushatt, f	2-4	0-0	1-2	3/5	8	4	5	0	2	0	1	21
Isaiah Canaan, g	8-17	6-11	10-12	1/4	5	1	32	3	3	0	1	37
Donte Poole, g	1-8	1-6	8-10	1/2	3	2	11	3	3	0	0	37
Jewuan Long, g	5-11	1-2	2-2	2/1	3	3	13	3	2	1	0	29
Stacy Wilson	0-1	0-1	0-0	0/0	0	0	0	0	0	0	0	3
Zay Jackson	1-3	0-1	4-6	0/2	2	3	6	1	2	0	0	15
Brandon Garrett	1-1	0-0	0-1	0/1	1	1	2	0	1	1	0	14
Ivan Aska	5-10	0-0	0-0	4/7	11	2	10	0	1	1	0	30
TEAM				3/2	5							
<b>Totals.....</b>	<b>23-57</b>	<b>8-21</b>	<b>27-35</b>	<b>18/25</b>	<b>43</b>	<b>21</b>	<b>81</b>	<b>11</b>	<b>14</b>	<b>5</b>	<b>3</b>	<b>200</b>
<b>By Periods</b>	<b>1</b>	<b>2</b>	<b>Final</b>									
Southeast Missouri	39	34	73									
Murray State	33	48	81									

**FG Percentage:** SEMO 45.9, MUR 40.4 **3-Point FG Percentage:** SEMO 21.4, MUR 38.1

**FT Percentage:** SEMO 60.9, MUR 77.1 **Attendance:** 8,369

### Game #23 - Tennessee State 75, Southeast Missouri 72

February 4, 2012 - Show Me Center - Cape Girardeau, Mo.

TSU (15-10, 8-4)	FG	3P	FT	O/D	REB	F	PTS	A	TO	B	S	M
Robert Covington, f	9-17	2-4	3-4	6/7	13	3	23	0	1	0	4	31
M.J. Rhett, f	2-4	0-0	2-5	2/4	6	3	6	0	0	3	1	22
Patrick Miller, g	2-6	0-1	2-5	1/0	1	3	6	3	1	0	1	36
Jay Harris, g	1-1	0-0	1-2	0/1	1	0	3	0	1	0	2	9
Wil Peters, g	1-3	0-1	0-0	0/0	0	1	2	3	1	0	0	32
Muniru Bawa	0-0	0-0	0-0	0/0	0	1	0	0	0	0	0	1
Chris Conner	0-0	0-0	0-0	0/0	0	0	0	0	0	0	0	2
Kellen Thornton	4-9	0-0	7-10	2/4	6	2	15	0	0	0	0	25
Kenny Moore	4-11	3-4	0-0	0/2	2	2	11	1	0	0	1	21
Michael Green	0-0	0-0	0-0	0/0	0	0	0	0	0	0	0	0+
Jordan Cyphers	2-8	0-3	5-5	3/1	4	0	9	0	0	1	1	21
TEAM				2/0	2							
<b>Totals.....</b>	<b>25-59</b>	<b>5-13</b>	<b>20-31</b>	<b>16/19</b>	<b>35</b>	<b>15</b>	<b>75</b>	<b>7</b>	<b>5</b>	<b>4</b>	<b>10</b>	<b>200</b>
SEMO (12-11, 7-4)	FG	3P	FT	O/D	REB	F	PTS	A	TO	B	S	M
Tyler Stone, f	3-6	0-1	1-2	1/5	6	1	7	0	4	1	0	27
Leon Powell, f	5-9	0-0	3-5	8/2	10	5	13	1	4	1	0	33
Marcus Brister, g	1-11	0-0	0-2	1/7	8	1	2	4	3	1	0	37
Lucas Nutt, g	4-8	4-6	2-2	1/1	2	4	14	4	1	0	0	21
Marland Smith, g	7-16	2-8	0-1	2/4	6	4	16	2	2	0	0	34
Nino Johnson	1-1	0-0	2-2	2/1	3	2	4	2	2	1	0	11
Corey Wilford	6-15	4-9	0-0	2/4	6	3	16	2	1	0	1	29
Michael Porter	0-0	0-0	0-0	0/1	1	3	0	0	0	0	0	8
TEAM				7/0	7							
<b>Totals.....</b>	<b>27-66</b>	<b>10-24</b>	<b>8-14</b>	<b>24/25</b>	<b>49</b>	<b>23</b>	<b>72</b>	<b>15</b>	<b>17</b>	<b>4</b>	<b>1</b>	<b>200</b>
<b>By Periods</b>	<b>1</b>	<b>2</b>	<b>Final</b>									
Tennessee State	30	45	75									
Southeast Missouri	35	37	72									

**FG Percentage:** TSU 42.4, SEMO 40.9 **3-Point FG Percentage:** TSU 38.5, SEMO 41.7

**FT Percentage:** TSU 64.5, SEMO 57.1 **Attendance:** 3,500

### Game #24 - Southeast Missouri 86, UT Martin 56

February 9, 2012 - Show Me Center - Cape Girardeau, Mo.

UTM (3-23, 0-13)	FG	3P	FT	O/D	REB	F	PTS	A	TO	B	S	M
Jeremy Washington, f	4-9	0-0	0-0	4/4	8	0	8	0	1	0	1	30
Corderio Maclin, f	0-6	0-0	0-0	0/2	2	1	0	0	0	0	1	15
Mike Liabo, g	6-13	4-9	0-0	0/2	2	2	16	0	1	0	0	35
Omari Minor, g	1-3	0-0	1-2	0/2	2	1	3	5	2	0	0	36
Dane Smith, g	5-8	0-0	2-2	1/4	5	2	12	1	1	0	0	32
Gary Love	0-2	0-2	0-0	2/0	2	2	0	0	2	1	0	10
Khrastian Taylor	0-0	0-0	0-0	0/1	1	1	0	0	0	0	0	2
Troy King	3-8	1-3	0-0	2/0	2	1	7	1	0	0	0	15
Eli York	0-0	0-0	0-0	0/0	0	0	0	0	0	0	0	1
Chris Richardson	0-0	0-0	0-0	0/0	0	0	0	1	1	0	0	4
Pierre Mopo	0-1	0-0	0-0	0/1	1	0	0	0	0	0	0	2
Myles Taylor	2-10	0-0	6-6	2/2	4	4	10	1	1	1	1	18
TEAM				3/2	5			1				
Totals.....	21-60	5-14	9-10	14/20	34	14	56	9	10	2	3	200
SEMO (13-11, 8-4)	FG	3P	FT	O/D	REB	F	PTS	A	TO	B	S	M
Tyler Stone, f	9-12	1-1	0-0	1/5	6	1	19	1	1	2	1	29
Leon Powell, f	1-3	0-0	2-2	2/2	4	4	4	0	1	2	0	18
Marcus Brister, g	5-8	0-0	1-1	3/1	4	0	11	3	0	0	0	28
Nick Niemczyk, g	2-7	2-6	0-0	0/2	2	3	6	1	0	0	1	25
Marland Smith, g	4-10	1-2	0-1	0/5	5	1	9	6	1	0	0	34
Nino Johnson	2-2	0-0	2-3	2/2	4	0	6	0	2	0	0	11
Corey Wilford	6-13	2-6	1-2	2/2	4	1	15	1	0	0	0	16
Telvin Wilkerson	0-0	0-0	1-2	0/1	1	0	1	0	0	0	0	3
Michael Porter	3-4	0-0	0-0	1/1	2	1	6	1	0	0	1	16
Logan Nutt	0-0	0-0	0-0	0/0	0	1	0	1	0	0	2	3
Lucas Nutt	3-4	1-1	2-2	0/2	2	0	9	3	0	0	1	11
Waylon Jones	0-0	0-0	0-0	0/0	0	1	0	0	0	0	0	3
Zach House	0-0	0-0	0-0	0/1	1	0	0	0	0	1	0	3
TEAM				1/2	3							
Totals.....	35-63	7-16	9-13	12/26	38	13	86	17	5	5	6	200
By Periods	1	2	Final									
UT Martin	29	27	56									
Southeast Missouri	42	44	86									
FG Percentage: UTM 35.0, SEMO 55.6 3-Point FG Percentage: UTM 35.7, SEMO 43.8												
FT Percentage: UTM 90.0, SEMO 69.2 Attendance: 2,250												





# SOUTHEAST MISSOURI BASKETBALL



Opponents	This is the OVC	Records & History	This is Southeast
-----------	-----------------	-------------------	-------------------

## Game #25 - Southeast Missouri 85, SIU Edwardsville 72

February 11, 2012 • Vadalabene Center • Edwardsville, Ill.

SEMO (14-11, 9-4)	FG	3P	FT	O/D	REB	F	PTS	A	TO	B	S	M
Marcus Brister, g	2-6	0-0	1-2	1/4	5	1	5	5	2	0	1	32
Nick Niemczyk, g	4-9	3-7	0-0	0/3	3	1	11	5	1	0	1	33
Marland Smith, g	8-12	4-8	10-12	0/9	9	2	30	1	0	1	1	39
Tyler Stone, f	10-18	0-1	0-0	2/7	9	1	20	3	1	1	0	32
Leon Powell, f	3-5	0-0	2-4	1/2	3	5	8	2	2	1	1	31
Nino Johnson	0-0	0-0	0-0	0/0	0	0	0	0	1	0	0	2
Corey Wilford	2-3	1-1	0-0	0/1	1	1	5	0	1	0	0	5
Michael Porter	2-3	0-1	0-0	0/1	1	2	4	2	0	0	3	16
Lucas Nutt	0-2	0-2	2-2	0/1	1	2	2	1	0	0	0	10
TEAM				1/0	1				1			
<b>Totals.....</b>	<b>31-58</b>	<b>8-20</b>	<b>15-20</b>	<b>5/28</b>	<b>33</b>	<b>15</b>	<b>85</b>	<b>19</b>	<b>8</b>	<b>3</b>	<b>7</b>	<b>200</b>
SIUE (7-15, 5-8)	FG	3P	FT	O/D	REB	F	PTS	A	TO	B	S	M
Kris Davis*	7-14	4-6	2-5	2/1	3	3	20	2	1	0	1	34
Corey Wickware*	4-10	3-8	2-2	0/3	3	1	13	1	3	0	1	31
Kevin Stineman*	1-2	0-1	0-0	0/1	1	1	2	2	1	0	0	12
Derian Shaffer*	2-3	0-0	3-4	2/3	5	3	7	1	0	0	0	25
Mark Yelovich*	4-16	1-3	6-7	0/4	4	3	15	2	1	1	0	35
Reggie Reed	1-2	0-0	0-0	0/1	1	3	2	2	0	0	0	16
Michael Birts	0-1	0-0	0-0	2/0	2	0	0	0	1	0	0	4
Charles Joy	0-0	0-0	0-0	0/0	0	0	0	0	2	0	0	4
David Boarden	0-0	0-0	1-2	0/0	0	0	1	0	0	0	0	2
Zeke Schneider	0-0	0-0	0-0	0/1	1	1	0	0	0	0	0	6
Jerome Jones	5-12	1-5	1-2	2/6	8	2	12	1	2	0	0	31
TEAM				3/2	5							
<b>Totals.....</b>	<b>24-60</b>	<b>9-23</b>	<b>15-22</b>	<b>11/22</b>	<b>33</b>	<b>17</b>	<b>72</b>	<b>11</b>	<b>11</b>	<b>1</b>	<b>2</b>	<b>200</b>
By Periods	1	2	Final									
Southeast Missouri	38	47	85									
SIU Edwardsville	33	39	72									

FG Percentage: SEMO 53.4, SIUE 40.0 3-Point FG Percentage: SEMO 40.0, SIUE 39.1  
FT Percentage: SEMO 75.0, SIUE 68.2 Attendance: 1,914

## Game #26 - #14 Murray State 75, Southeast Missouri 66

February 15, 2012 • Show Me Center • Cape Girardeau, Mo.

MUR (25-1, 13-1)	FG	3P	FT	O/D	REB	F	PTS	A	TO	B	S	M
Ed Daniel, f	4-4	0-0	2-3	2/6	8	4	10	0	3	1	0	29
Donte Poole, f	7-13	4-6	7-9	0/4	4	3	25	0	5	1	2	36
Ivan Aska, f	4-7	0-0	6-6	3/6	9	4	14	0	0	0	1	32
Isaiah Canaan, g	2-11	1-5	4-4	1/2	3	3	9	4	4	0	2	36
Jewuan Long, g	5-10	0-0	0-2	2/1	3	1	10	1	0	3	2	32
Stacy Wilson	0-1	0-1	0-0	0/0	0	2	0	0	0	0	0	1
Latreze Mushatt	2-4	0-0	0-0	1/1	2	1	4	1	0	0	0	17
Zay Jackson	0-2	0-1	3-4	0/2	2	2	3	0	0	0	0	16
Brandon Garrett	0-0	0-0	0-0	0/0	0	0	0	0	0	0	0	1
TEAM				2/2	4				1			
<b>Totals.....</b>	<b>24-52</b>	<b>5-13</b>	<b>22-28</b>	<b>11/24</b>	<b>35</b>	<b>20</b>	<b>75</b>	<b>6</b>	<b>13</b>	<b>5</b>	<b>7</b>	<b>200</b>
SEMO (14-12, 9-5)	FG	3P	FT	O/D	REB	F	PTS	A	TO	B	S	M
Tyler Stone, f	0-5	0-0	0-0	0/2	2	3	0	1	1	0	1	15
Leon Powell, f	6-13	0-0	1-2	6/2	8	4	13	1	3	1	0	35
Marcus Brister, g	2-10	0-1	1-2	1/1	2	3	5	1	3	0	0	28
Nick Niemczyk, g	3-6	0-1	0-0	0/3	3	2	6	3	1	0	1	29
Marland Smith, g	2-5	2-3	4-6	1/1	2	4	10	1	2	0	3	27
Nino Johnson	0-1	0-0	1-2	0/2	2	0	1	0	2	0	1	10
Corey Wilford	3-10	3-7	3-3	0/1	1	0	12	0	2	0	0	21
Michael Porter	4-7	0-1	0-0	4/2	6	2	8	2	1	0	0	20
Lucas Nutt	2-2	1-1	6-6	0/1	1	2	11	2	0	0	0	15
TEAM				4/4	8							
<b>Totals.....</b>	<b>22-59</b>	<b>6-14</b>	<b>16-21</b>	<b>16/19</b>	<b>35</b>	<b>20</b>	<b>66</b>	<b>11</b>	<b>15</b>	<b>1</b>	<b>6</b>	<b>200</b>
By Periods	1	2	Final									
Murray State	32	43	75									
Southeast Missouri	22	44	66									

FG Percentage: MUR 46.2, SEMO 37.3 3-Point FG Percentage: MUR 38.5, SEMO 42.9  
FT Percentage: MUR 78.6, 76.2 Attendance: 7,125

## Game #27 - McNeese State 74, Southeast Missouri 61

February 18, 2012 • Burton Coliseum • Lake Charles, La.

SEMO (14-13)	FG	3P	FT	O/D	REB	F	PTS	A	TO	B	S	M
Tyler Stone, f	5-12	1-2	2-4	1/6	7	2	13	1	0	1	2	26
Leon Powell, f	2-7	0-0	0-3	4/1	5	4	4	2	2	0	2	23
Marcus Brister, g	2-7	0-0	1-2	1/2	3	1	5	2	1	0	0	29
Nick Niemczyk, g	8-16	2-7	0-0	0/4	4	2	18	1	0	0	1	35
Marland Smith, g	3-9	1-3	2-2	1/3	4	5	9	1	2	0	1	28
Nino Johnson	0-2	0-0	0-0	2/2	4	0	0	0	1	0	0	7
Corey Wilford	2-3	1-2	0-0	0/0	0	0	5	0	0	0	0	5
Telvin Wilkerson	0-1	0-0	0-0	0/0	0	0	0	0	0	0	0	0
Michael Porter	1-5	0-1	2-2	1/2	3	4	4	0	1	0	0	23
Lucas Nutt	1-3	1-2	0-0	0/1	1	0	3	3	1	0	0	24
TEAM				4/0	4					1		
<b>Totals.....</b>	<b>24-65</b>	<b>6-17</b>	<b>7-13</b>	<b>14/21</b>	<b>35</b>	<b>18</b>	<b>61</b>	<b>10</b>	<b>9</b>	<b>1</b>	<b>6</b>	<b>200</b>
MSU (15-10)	FG	3P	FT	O/D	REB	F	PTS	A	TO	B	S	M
Patrick Richard, f	8-14	3-3	8-10	2/3	5	1	27	3	2	0	1	34
Desharick Guidry, f	4-9	0-1	2-2	1/8	9	3	10	0	1	0	1	23
Daniel Richard, f	3-3	0-0	1-2	1/1	2	2	7	0	2	1	1	17
Jeremie Mitchell, g	1-4	1-2	0-0	0/3	3	0	3	1	1	0	0	26
Dontae Cannon, g	4-9	0-0	0-1	2/5	7	2	8	5	2	0	1	34
Kevin Hardy	4-6	0-1	0-2	2/3	5	0	8	2	1	1	1	24
Adrian Fields	0-1	0-0	2-2	0/1	1	0	2	0	0	0	0	15
Rudy Turner	3-6	0-0	3-4	0/6	6	2	9	0	1	4	0	27
TEAM				0/1	1							
<b>Totals.....</b>	<b>27-52</b>	<b>4-7</b>	<b>16-23</b>	<b>8/31</b>	<b>39</b>	<b>10</b>	<b>74</b>	<b>11</b>	<b>10</b>	<b>6</b>	<b>5</b>	<b>200</b>
By Periods	1	2	Final									
Southeast Missouri	35	26	61									
McNeese State	36	38	74									

FG Percentage: SEMO 36.9, MSU 51.9 3-Point FG Percentage: SEMO 35.3, MSU 57.1  
FT Percentage: SEMO 53.8, MSU 69.6 Attendance: 1,144

## Game #28 - Jacksonville State 69, Southeast Missouri 59

February 23, 2012 • Pete Mathews Coliseum • Jacksonville, Ala.

SEMO (14-14, 9-6)	FG	3P	FT	O/D	REB	F	PTS	A	TO	B	S	M
Marcus Brister, g	2-3	0-0	0-2	0/1	1	2	4	2	3	0	0	19
Nick Niemczyk, g	3-6	3-4	0-0	0/0	0	5	9	3	0	0	0	18
Marland Smith, g	2-9	1-5	2-2	2/6	8	5	7	3	2	0	0	37
Tyler Stone, f	5-14	0-0	6-6	3/5	8	2	16	0	0	2	0	35
Leon Powell, f	1-4	0-0	2-4	2/2	4	4	4	0	1	1	0	14
Nino Johnson	0-1	0-0	2-4	2/1	3	0	2	0	1	0	1	9
Corey Wilford	1-8	0-5	2-2	0/1	1	5	4	2	0	2	2	24
Telvin Wilkerson	0-1	0-0	0-0	0/0	0	0	0	0	0	0	0	0+
Michael Porter	5-9	0-1	3-4	1/3	4	4	13	0	1	0	1	23
Logan Nutt	0-1	0-0	0-0	0/0	0	3	0	1	0	0	0	8
Lucas Nutt	0-0	0-0	0-0	0/3	3	1	0	2	1	0	1	13
TEAM				4/1	5							
<b>Totals.....</b>	<b>19-56</b>	<b>4-15</b>	<b>17-24</b>	<b>14/23</b>	<b>37</b>	<b>31</b>	<b>59</b>	<b>13</b>	<b>9</b>	<b>5</b>	<b>5</b>	<b>200</b>
JSU (13-17, 7-8)	FG	3P	FT	O/D	REB	F	PTS	A	TO	B	S	M
Grant White*	3-6	1-2	3-8	2/0	2	0	10	1	0	0	1	25
Ronnie Boggs*	4-9	0-0	5-6	4/2	6	4	13	0	0	0	2	40
Brian Williams*	3-11	0-4	8-11	0/5	5	3	14	1	2	0	1	34
Tarvin Gaines*	1-7	1-5	6-7	0/7	7	4	9	0	3	3	0	37
Nick Cook*	5-7	0-0	0-1	5/7	12	4	10	1	1	2	0	29
Mason Leggett	0-0	0-0	0-0	0/0	0	0	0	0	0	0	0	1
Rinaldo Mafra	1-2	0-0	2-4	0/3	3	2	4	0	0	0	0	12
Darion Rackley	1-4	0-1	7-9	1/2	3	2	9	3	1	1	0	22
TEAM				2/2	4					1		
<b>Totals.....</b>	<b>18-46</b>	<b>2-12</b>	<b>31-46</b>	<b>14/28</b>	<b>42</b>	<b>19</b>	<b>69</b>	<b>6</b>	<b>8</b>	<b>6</b>	<b>4</b>	<b>200</b>
By Periods	1	2	Final									
Southeast Missouri	17	42	59									
Jacksonville State	27	42	69									

FG Percentage: SEMO 33.9, JSU 39.1 3-Point FG Percentage: SEMO 26.7, JSU 16.7  
FT Percentage: SEMO 70.8, JSU 67.4 Attendance: 1,201

» Box Scores





## Season Preview

## Coaching Staff

## Player Profiles

## Year in Review

### Game #29 - Austin Peay 68, Southeast Missouri 59

February 25, 2012 • Dunn Center • Clarksville, Tenn.

SEMO (14-15, 9-7)	FG	3P	FT	O/D	REB	F	PTS	A	TO	B	S	M
Tyler Stone, f	4-11	0-0	3-6	1/6	7	2	11	2	3	0	2	33
Leon Powell, f	7-12	0-0	2-4	5/5	10	4	16	1	2	1	3	31
Marcus Brister, g	1-2	0-0	1-2	2/3	5	1	3	2	2	0	0	21
Nick Niemczyk, g	1-7	1-4	2-2	0/1	1	2	5	0	2	0	1	31
Marland Smith, g	4-9	1-3	1-1	0/0	0	3	10	1	2	0	1	32
Nino Johnson	0-0	0-0	1-2	0/0	0	0	1	0	0	0	0	2
Corey Wilford	1-4	0-1	0-0	1/3	4	1	2	0	0	0	0	14
Michael Porter	2-3	0-0	1-1	0/3	3	4	5	0	0	0	0	14
Lucas Nutt	1-4	0-2	4-4	1/1	2	5	6	3	1	0	1	22
TEAM				1/0	1							
<b>Totals.....</b>	<b>21-52</b>	<b>2-10</b>	<b>15-22</b>	<b>11/22</b>	<b>33</b>	<b>22</b>	<b>59</b>	<b>9</b>	<b>12</b>	<b>1</b>	<b>8</b>	<b>200</b>
APSU (12-19, 8-8)	FG	3P	FT	O/D	REB	F	PTS	A	TO	B	S	M
Melvin Baker, f	9-15	1-3	3-4	0/5	5	3	22	2	2	1	1	28
Josh Terry, f	2-5	0-0	2-2	0/2	2	5	6	2	2	0	1	32
John Fraley, c	1-2	0-0	1-1	3/7	10	2	3	0	2	2	0	34
TyShwan Edmondson, f	7-11	6-7	5-6	1/3	4	1	25	0	4	0	1	35
Herdie Lawrence, g	0-3	0-3	3-4	0/0	0	3	3	5	1	0	1	28
Jerome Clyburn	0-4	0-0	2-4	0/2	2	1	2	1	0	0	0	8
Will Triggs	1-1	0-0	0-1	1/2	3	2	2	0	1	0	0	13
Chris Freeman	1-1	0-0	0-0	1/0	1	2	2	0	0	0	0	5
Justin Blake	1-4	1-3	0-0	0/1	1	0	3	1	0	0	0	17
TEAM				0/1	1							
<b>Totals.....</b>	<b>22-46</b>	<b>8-16</b>	<b>16-22</b>	<b>6-23</b>	<b>29</b>	<b>19</b>	<b>68</b>	<b>11</b>	<b>12</b>	<b>3</b>	<b>4</b>	<b>200</b>
<b>By Periods</b>	<b>1</b>	<b>2</b>	<b>Final</b>									
Southeast Missouri	25	34	59									
Austin Peay	24	44	68									

FG Percentage: SEMO 40.4, APSU 47.8 3-Point FG Percentage: SEMO 20.0, APSU 50.0

FT Percentage: SEMO 68.2, APSU 72.7 Attendance: 3,207

### Game #30 - Southeast Missouri 75, Eastern Kentucky 65

February 29, 2012 • Municipal Auditorium • Nashville, Tenn.

EKU (16-16)	FG	3P	FT	O/D	REB	F	PTS	A	TO	B	S	M
Mike DiNunno*	1-9	0-4	0-0	0/5	5	1	2	3	0	0	1	33
Joshua Jones*	7-17	3-6	0-0	0/2	2	4	17	0	0	0	1	37
Jaron Jones*	10-22	3-6	5-5	2/4	6	4	28	0	2	0	0	40
D'Mitri Riggs*	2-5	0-1	0-1	0/2	2	5	4	1	0	0	2	29
Eric Stuts*	3-3	0-0	2-2	3/1	4	3	8	0	2	2	0	18
Jabs Newby	1-4	0-0	1-2	2/1	3	4	3	5	0	1	0	11
Jeff Allgood	1-1	1-1	0-0	0/1	1	2	3	0	0	0	0	9
Timmy Knipp	0-0	0-0	0-0	0/0	0	0	0	0	0	0	0	1
Jeff Johnson	0-0	0-0	0-0	1/4	5	2	0	0	2	0	1	19
Taylor Filipek	0-1	0-0	0-0	1/1	2	0	0	0	0	0	0	3
TEAM				2/1	3							
<b>Totals.....</b>	<b>25-62</b>	<b>7-18</b>	<b>8-10</b>	<b>11/22</b>	<b>33</b>	<b>25</b>	<b>65</b>	<b>9</b>	<b>6</b>	<b>3</b>	<b>5</b>	<b>200</b>
SEMO (15-15)	FG	3P	FT	O/D	REB	F	PTS	A	TO	B	S	M
Nick Niemczyk, g	1-3	1-2	2-2	0/0	0	4	5	1	1	0	0	16
Lucas Nutt, g	2-5	2-3	3-6	0/1	1	1	9	11	2	0	0	36
Marland Smith, g	5-10	1-5	9-13	0/4	4	1	20	2	1	0	1	38
Tyler Stone, f	9-14	0-0	0-1	8/3	11	2	18	2	1	0	1	31
Leon Powell, f	5-10	0-0	2-7	4/10	14	2	12	1	3	4	0	35
Corey Wilford	3-10	0-5	0-2	0/5	5	2	6	0	2	0	1	27
Michael Porter	2-3	0-0	1-2	3/2	5	1	5	0	0	0	1	13
Logan Nutt	0-0	0-0	0-0	0/0	0	0	0	0	0	0	0	4
TEAM				1/3	4							
<b>Totals.....</b>	<b>27-55</b>	<b>4-15</b>	<b>17-33</b>	<b>16/28</b>	<b>44</b>	<b>13</b>	<b>75</b>	<b>17</b>	<b>10</b>	<b>4</b>	<b>4</b>	<b>200</b>
<b>By Periods</b>	<b>1</b>	<b>2</b>	<b>Final</b>									
Eastern Kentucky	28	37	65									
Southeast Missouri	38	37	75									

FG Percentage: EKU 40.3, SEMO 49.1 3-Point FG Percentage: EKU 38.9, SEMO 26.7

FT Percentage: EKU 80.0, SEMO 51.5 Attendance: 1,725

### Game #31 - Tennessee Tech 77, Southeast Missouri 73

March 1, 2012 • Municipal Auditorium • Nashville, Tenn.

SEMO (15-16)	FG	3P	FT	O/D	REB	F	PTS	A	TO	B	S	M
Nick Niemczyk, g	6-14	2-6	2-2	1/2	3	2	16	3	2	1	2	32
Lucas Nutt, g	2-4	0-1	1-1	1/0	1	1	5	8	3	0	1	33
Marland Smith, g	1-3	1-2	0-0	1/2	3	2	3	1	3	0	0	22
Tyler Stone, f	9-15	2-2	4-7	5/6	11	3	24	0	2	0	0	32
Leon Powell, f	1-4	0-0	0-0	3/1	4	3	2	1	2	1	1	26
Marcus Brister	0-4	0-0	0-0	0/1	1	0	0	2	1	0	0	10
Corey Wilford	6-12	4-7	0-0	0/1	1	4	16	1	2	1	1	23
Michael Porter	1-2	0-0	5-6	2/5	7	3	7	0	1	0	0	22
TEAM				1/1	2							
<b>Totals.....</b>	<b>26-58</b>	<b>9-18</b>	<b>12-16</b>	<b>14/19</b>	<b>33</b>	<b>18</b>	<b>73</b>	<b>16</b>	<b>16</b>	<b>3</b>	<b>5</b>	<b>200</b>
TTU (19-12)	FG	3P	FT	O/D	REB	F	PTS	A	TO	B	S	M
Zac Swansey*	4-8	1-3	0-0	0/4	4	2	9	12	3	0	3	38
Terrell Barnes*	0-0	0-0	0-0	0/1	1	2	0	1	0	0	1	24
Jud Dillard*	7-10	0-1	4-4	1/8	9	2	18	2	2	0	1	32
Bassey Inameti*	1-2	0-0	0-0	0/1	1	2	2	0	0	0	1	10
Kevin Murphy*	10-20	2-4	2-3	0/0	0	3	24	2	3	0	3	38
Liam McMorrow	2-2	0-0	2-3	1/3	4	3	6	0	2	1	0	15
Javon McKay	1-2	0-0	0-1	0/0	0	0	2	0	1	0	1	5
Dennis Ogbe	2-2	1-1	1-2	1/0	1	0	6	0	0	0	0	7
Zach Bailey	2-4	2-3	4-4	1/2	3	1	10	2	1	0	2	31
TEAM				0/1	1							
<b>Totals.....</b>	<b>29-50</b>	<b>6-12</b>	<b>13-17</b>	<b>4/20</b>	<b>24</b>	<b>15</b>	<b>77</b>	<b>19</b>	<b>13</b>	<b>1</b>	<b>12</b>	<b>200</b>
<b>By Periods</b>	<b>1</b>	<b>2</b>	<b>Final</b>									
Southeast Missouri	27	46	73									
Tennessee Tech	42	35	77									

FG Percentage: SEMO 44.8, TTU 58.0 3-Point FG Percentage: SEMO 50.0, TTU 50.0

FT Percentage: SEMO 75.0, TTU 76.5 Attendance: 1,621





# OPPONENTS

IN THIS SECTION ...

- » Non-Conference Opponents
- » Conference Opponents
- » Nutt vs. All Opponents
- » Series Records vs. All Opponents
- » OVC Series Results







## Season Preview

## Coaching Staff

## Player Profiles

## Year in Review

### CENTRAL ARKANSAS

Dec. 8, at Cape Girardeau, Mo.

Location.....Conway, Ark.  
 Founded.....1907  
 Enrollment.....11,758  
 Colors.....Bears  
 Nickname.....Purple and Gray  
 Conference.....Southland  
 Arena.....Farris Center (5,000)  
 President.....Tom Courtway  
 Athletics Director.....Dr. Brad Teague  
 SID.....Steve East  
 Office Phone.....(501) 450-5743  
 Cell Phone.....(501) 339-8215  
 E-Mail.....seast@uca.edu  
 Fax.....(501) 450-5740  
 Press Row.....(501) 852-2673  
 Website.....UCASports.com  
 Head Coach.....Corliss Williamson  
 Alma Mater.....Maryland, 2003  
 Career Record.....13-45  
 School Record.....Same  
 2011-12 Record.....8-21  
 Conference Record/Finish...3-13/6th East  
 Starters Returning/Lost.....3/2  
 Lettermen Returning/Lost.....7/6

### Central Arkansas Schedule

#### November

10 at Arizona State  
 13 Hendrix College  
 21 Arkansas State  
 24 Sacramento State  
 28 at Eastern Illinois

#### December

5 UT Martin  
**8 at Southeast Missouri**  
 16 at Oklahoma State  
 22 at Mississippi State  
 31 Central Baptist

#### January

3 at Nicholls State  
 5 at Southeastern Louisiana  
 10 Stephen F. Austin  
 12 Northwestern State  
 17 at Sam Houston State  
 19 at Texas A&M-Corpus Christi  
 24 McNeese State  
 26 Lamar  
 31 Southeastern Louisiana

#### February

2 Nicholls State  
 7 at Stephen F. Austin  
 9 at Northwestern State  
 14 Texas A&M-Corpus Christi  
 16 Sam Houston State  
 19 at Oral Roberts  
 23 ESPN BracketBuster  
 28 at Lamar

#### March

2 at McNeese State  
 9 Oral Roberts

### HANNIBAL-LAGRANGE

Nov. 26, at Cape Girardeau, Mo.

Location.....Hannibal, Mo.  
 Founded.....1858  
 Enrollment.....N/A  
 Colors.....Scarlet and Blue  
 Nickname.....Trojans  
 Conference.....American Midwest  
 Arena.....Mabee Sports Complex  
 President.....Dr. Anthony Allen  
 Athletics Director.....Jason Nichols  
 SID.....Jordan Argo  
 Office Phone.....(573) 629-3227  
 Cell Phone.....N/A  
 E-Mail.....jordan.argo@hlg.edu  
 Fax.....N/A  
 Press Row.....(573) 629-3210  
 Website.....HLGTrojans.com  
 Head Coach.....Jason Durst  
 Alma Mater.....Culver-Stockton  
 Career Record.....79-127 (7 years)  
 School Record.....Same  
 2011-12 Record.....12-18  
 Conference Record/Finish.....3-9/6th  
 Starters Returning/Lost.....4/1  
 Lettermen Returning/Lost.....7/5

### Hannibal-LaGrange Schedule

#### November

1 at Saint Ambrose  
 3 Culver-Stockton  
 6 at Missouri Valley College  
 8 at Iowa Wesleyan College  
 10 at Quincy (ex.)  
 17 at Northwestern State (ex.)  
 23 vs. McPherson College  
 24 vs. Central Bible College  
**26 at Southeast Missouri (ex.)**  
 28 at Lindenwood-Belleville

#### December

1 Saint Ambrose  
 4 Lindenwood-Belleville  
 6 at Culver-Stockton  
 8 Iowa Wesleyan College  
 10 Missouri Valley College

#### January

5 Benedictine at Springfield  
 10 William Woods  
 12 at Harris-Stowe  
 15 Columbia College  
 17 at Williams Baptist  
 19 Park University  
 24 Lyon College  
 26 at Missouri Baptist

#### February

2 at Benedictine at Springfield  
 7 at William Woods  
 9 Harris-Stowe  
 12 at Columbia College  
 14 Williams Baptist  
 16 at Park University  
 21 at Lyon College  
 23 Missouri Baptist

### CHATTANOOGA

Nov. 18, at Chattanooga, Tenn.  
 CBE Classic

Location.....Chattanooga, Tenn.  
 Founded.....1886  
 Enrollment.....11,660  
 Colors.....Navy, Old Gold and Silver  
 Nickname.....Mocs  
 Conference.....Southern  
 Arena.....The McKenzie Arena (10,928)  
 President.....Dr. Joe DiPietro  
 Interim Athletics Director...Laura Herron  
 SID.....Jim Horten  
 Office Phone.....(423) 425-2350  
 Cell Phone.....(423) 645-8733  
 E-Mail.....james-horten@utc.edu  
 Fax.....N/A  
 Press Row.....(423) 756-5476  
 Website.....GoMocs.com  
 Head Coach.....John Shulman  
 Alma Mater...East Tennessee St., 1989  
 Career Record.....132-127 (8 years)  
 School Record.....Same  
 2011-12 Record.....11-21  
 Conference Record/Finish.....5-13/6th  
 Starters Returning/Lost.....1/4  
 Lettermen Returning/Lost.....8/5

### Chattanooga Schedule

#### November

12 Tennessee Temple  
 15 at Kansas  
**18 Southeast Missouri**  
 19 Troy  
 20 Louisiana Tech  
 24 at Kennesaw State

#### December

1 Davidson  
 8 Eastern Kentucky  
 11 at LSU  
 16 Mercer  
 21 Reinhardt  
 28 High Point  
 29 Consolation/Championship

#### January

2 at Georgia Tech  
 5 at Samford  
 10 at The Citadel  
 12 at College of Charleston  
 17 Appalachian State  
 19 Western Carolina  
 24 at Elon  
 26 at UNC-Greensboro

#### February

2 at Georgia Southern  
 7 The Citadel  
 9 College of Charleston  
 11 Samford  
 14 Furman  
 16 at Wofford  
 21 UNC-Greensboro  
 23 Elon  
 28 at Western Carolina

#### March

2 at Appalachian State

### ILLINOIS-CHICAGO

Nov. 24, at Chicago, Ill.

Location.....Chicago, Ill.  
 Founded.....1896  
 Enrollment.....16,925  
 Colors.....Navy Blue and Fire Engine Red  
 Nickname.....Flames  
 Conference.....Horizon League  
 Arena.....UIC Pavilion (8,000)  
 Chancellor.....Paula Allen-Meares  
 Athletics Director.....Jim Schmidt  
 SID.....Brett McWethy  
 Office Phone.....(312) 996-5880  
 Cell Phone.....(815) 751-1015  
 E-Mail.....mcwethy@uic.edu  
 Fax.....(312) 996-8349  
 Press Row.....(312) 413-5712  
 Website.....UICFlames.com  
 Head Coach.....Howard Moore  
 Alma Mater.....Wisconsin, 1995  
 Career Record.....15-46 (2 Years)  
 School Record.....Same  
 2011-12 Record.....8-22  
 Conference Record/Finish.....3-15/9th  
 Starters Returning/Lost.....4/1  
 Lettermen Returning/Lost.....8/7

### Illinois-Chicago Schedule

#### November

11 UC-Riverside  
 16 vs. New Mexico  
 17 vs. George Mason/Mercer  
 19 vs. TBA  
**24 Southeast Missouri**  
 27 at Northern Illinois

#### December

1 at Northwestern  
 5 Roosevelt  
 8 Colorado State  
 15 Eastern Michigan  
 18 at Western Illinois  
 22 at Miami (Ohio)  
 29 at Toledo

#### January

2 Youngstown State  
 7 at Cleveland State  
 9 Valparaiso  
 12 at Green Bay  
 16 Loyola  
 19 at Detroit  
 23 Milwaukee  
 26 at Wright State  
 31 Green Bay

#### February

2 Cleveland State  
 5 at Valparaiso  
 10 at Youngstown State  
 16 at Loyola  
 20 at Milwaukee  
 23 ESPN BracketBuster  
 26 Wright State

#### March

2 Detroit





## Opponents

### KANSAS

Nov. 9, at Lawrence, Kan.  
CBE Classic

Location.....Lawrence, Kan.  
Founded.....1866  
Enrollment.....28,718  
Colors.....Crimson and Blue  
Nickname.....Jayhawks  
Conference.....Big 12  
Arena.....Allen Fieldhouse (16,300)  
President.....Bernadette Gray-Little  
Athletics Director.....Dr. Sheahon Zenger  
SID.....Chris Theisen  
Office Phone.....(785) 864-3474  
Cell Phone.....(785) 331-9356  
E-Mail.....theisen@ku.edu  
Fax.....(785) 864-7944  
Press Row.....(785) 864-3417  
Website.....KUathletics.com  
Head Coach.....Bill Self  
Alma Mater.....Oklahoma State, 1985  
Career Record.....476-158 (19 Years)  
School Record.....269-53 (9 Years)  
2011-12 Record.....32-7  
Conference Record/Finish.....16-2/1st  
Starters Returning/Lost.....3/2  
Lettermen Returning/Lost.....8/5

KUathletics.com

## This is the OVC

### Kansas Schedule

#### November

9 Southeast Missouri  
13 vs. Michigan State  
15 Chattanooga  
19 vs. Washington State  
20 vs. Texas A&M/Saint Louis  
26 San Jose State  
30 vs. Oregon State

#### December

8 Colorado  
15 Belmont  
18 Richmond  
22 at Ohio State  
29 American University

#### January

6 Temple  
9 Iowa State  
12 at Texas Tech  
14 Baylor  
19 at Texas  
22 at Kansas State  
26 Oklahoma  
28 at West Virginia

#### February

2 Oklahoma State  
6 at TCU  
9 at Oklahoma  
11 Kansas State  
16 Texas  
20 at Oklahoma State  
23 TCU  
25 at Iowa State

#### March

2 West Virginia  
4 Texas Tech  
9 at Baylor

## Records & History

### LYON COLLEGE

Nov. 12, at Cape Girardeau, Mo.

Location.....Batesville, Ark.  
Founded.....1955  
Enrollment.....600  
Colors.....Crimson, Navy and Vegas Gold  
Nickname.....Scots  
Conference.....American Midwest  
Arena.....James Becknell Gym (1,600)  
President.....Dr. Donald V. Weatherman  
Athletics Director.....Kevin Jenkins  
SID.....John Krueger  
Office Phone.....(870) 307-7516  
Cell Phone.....N/A  
E-Mail.....john.krueger@lyon.edu  
Fax.....(870) 307-7524  
Press Row.....(870) 307-7219  
Website.....LyonScots.com  
Head Coach.....Kevin Jenkins  
Alma Mater.....Lyon College, 1986  
Career Record.....201-297  
School Record.....Same  
2011-12 Record.....8-21  
Starters Returning/Lost.....4/1  
Lettermen Returning/Lost.....9/-

LyonScots.com

## This is Southeast

### Lyon College Schedule

#### October

30 Mid-Continent

#### November

2 Ecclesia College  
6 at Mid-Continent  
10 at Blue Mountain College  
12 at Southeast Missouri  
15 at John Brown University  
17 Philander Smith College  
19 at Victory University  
20 at UT Martin  
27 John Brown University  
30 at Philander Smith College

#### December

4 Victory University  
15 Blue Mountain College

#### January

3 at Harris-Stowe  
5 Williams Baptist  
10 Park University  
12 at William Woods  
15 at Missouri Baptist College  
17 Benedictine  
19 Columbia College  
24 at Hannibal-LaGrange  
31 Harris-Stowe

#### February

2 at Williams Baptist  
7 at Park University  
9 William Woods  
12 Missouri Baptist  
14 at Benedictine  
16 at Columbia College  
21 Hannibal-LaGrange  
25 at Ecclesia College

### LOUISIANA TECH

Nov. 19, at Chattanooga, Tenn.  
CBE Classic

Location.....Ruston, La.  
Founded.....1894  
Enrollment.....11,581  
Colors.....Red and Blue  
Nickname.....Bulldogs  
Conference.....Western Athletic  
Arena.....Thomas Assembly Center (8,098)  
President.....Dr. Daniel Reneau  
Athletics Director.....Bruce Van De Velde  
SID.....Malcolm Butler  
Office Phone.....(318) 257-3144  
Cell Phone.....(318) 614-4513  
E-Mail.....mbutler@latech.edu  
Fax.....(318) 257-3757  
Press Row.....(318) 257-2144  
Website.....LATechSports.com  
Head Coach.....Michael White  
Alma Mater.....Ole Miss, 1999  
Career Record.....18-16 (1 Year)  
School Record.....Same  
2011-12 Record.....18-16  
Conference Record/Finish.....6-8/5th  
Starters Returning/Lost.....3/2  
Lettermen Returning/Lost.....9/5

LATechSports.com

### Louisiana Tech Schedule

#### November

9 at Texas A&M  
14 UALR  
18 vs. Troy  
19 vs. Southeast Missouri  
20 at Chattanooga  
24 Louisiana-Monroe  
28 Southeastern Louisiana  
30 at Georgia State

#### December

4 at Northwestern State  
8 Southern Miss  
12 at McNeese State  
17 at UALR  
29 Denver  
31 New Mexico State

#### January

5 at UT Arlington  
10 at Texas State  
12 at UTSA  
17 Idaho  
19 Seattle  
24 at San Jose State  
26 at Utah State

#### February

2 UT Arlington  
7 UTSA  
9 Texas State  
14 at Seattle  
16 at Idaho  
20 Central Baptist  
28 Utah State

#### March

2 San Jose State  
7 at New Mexico State  
9 at Denver

### MCNEESE STATE

Nov. 15, at Cape Girardeau, Mo.

Location.....Lake Charles, La.  
Founded.....1939  
Enrollment.....8,900  
Colors.....Blue and Gold  
Nickname.....Cowboys  
Conference.....Southland  
Arena.....Lake Charles Civic Center (5,500)  
President.....Dr. Philip Williams  
Athletics Director.....Tommy McClelland  
SID.....Matthew Bonnette  
Office Phone.....(337) 475-5207  
Cell Phone.....(337) 304-1658  
E-Mail.....wbonnette@mcneese.edu  
Fax.....(337) 475-5202  
Press Row.....(337) 491-1525  
Website.....McNeeseSports.com  
Head Coach.....Dave Simmons  
Alma Mater.....Louisiana Tech, 1981  
Career Record.....114-128 (8 Years)  
School Record.....87-99 (6 Years)  
2011-12 Record.....17-16  
Conference Record/Finish.....10-6/2nd  
Starters Returning/Lost.....3/2  
Lettermen Returning/Lost.....7/5

McNeeseSports.com

### McNeese State Schedule

#### November

9 Louisiana College  
13 at LSU  
15 at Southeast Missouri  
20 at Ole Miss  
27 Centenary

#### December

3 Texas-Tyler  
8 Louisiana-Lafayette  
12 Louisiana Tech  
16 at Texas Tech  
22 at North Carolina

#### January

3 at Northwestern State  
5 at Stephen F. Austin  
7 Nicholls State  
10 Texas A&M-Corpus Christi  
12 Sam Houston State  
19 Lamar  
24 at Central Arkansas  
26 at Oral Roberts  
30 Stephen F. Austin

#### February

7 at Sam Houston State  
9 at Texas A&M-Corpus Christi  
16 at Lamar  
19 Southeastern Louisiana  
23 at ESPN BracketBuster  
28 Oral Roberts

#### March

2 Central Arkansas  
7 at Southeastern Louisiana  
9 at Nicholls State

» Non-Conference





## Season Preview

## Coaching Staff

## Player Profiles

## Year in Review

### MISSOURI

Dec. 4, at Columbia, Mo.

Location.....Columbia, Mo.  
 Founded.....1839  
 Enrollment.....33,805  
 Colors.....Old Gold and Black  
 Nickname.....Tigers  
 Conference.....Southeastern  
 Arena.....Mizzou Arena (15,061)  
 President.....Tim Wolfe  
 Athletics Director.....Mike Alden  
 SID.....David Reiter  
 Office Phone.....(573) 884-2437  
 Cell Phone.....(573) 424-8740  
 E-Mail.....reiterd@missouri.edu  
 Fax.....(573) 882-4720  
 Press Row.....(573) 882-1442  
 Website.....MUTigers.com  
 Head Coach.....Frank Haith  
 Alma Mater.....Elon College, 1988  
 Career Record.....159-106 (8 Years)  
 School Record.....30-5 (1 Year)  
 2011-12 Record.....30-5  
 Conference Record/Finish.....14-4/2nd  
 Starters Returning/Lost.....1/4  
 Lettermen Returning/Lost.....3/8

### Missouri Schedule

#### November

10 SIU Edwardsville  
 13 Alcorn State  
 16 Nicholls State  
 22 vs. Stanford  
 23 vs. Louisville/Northern Iowa  
 24 TBA

#### December

1 Appalachian State  
**4 Southeast Missouri**  
 8 Tennessee State  
 17 South Carolina State  
 22 vs. Illinois  
 28 at UCLA

#### January

5 Bucknell  
 8 Alabama  
 12 at Ole Miss  
 16 Georgia  
 19 at Florida  
 22 South Carolina  
 26 Vanderbilt  
 30 at LSU

#### February

2 Auburn  
 7 at Texas A&M  
 9 Ole Miss  
 13 at Mississippi State  
 16 at Arkansas  
 19 Florida  
 23 at Kentucky  
 28 at South Carolina

#### March

2 LSU  
 5 Arkansas  
 9 at Tennessee

### NEW ORLEANS

Nov. 29, at New Orleans, La.  
 Dec. 19, at Cape Girardeau, Mo.

Location.....New Orleans, La.  
 Founded.....1958  
 Enrollment.....9,825  
 Colors.....Royal Blue and Silver  
 Nickname.....Privateers  
 Conference.....Independent  
 Arena.....Lakefront Arena (10,000)  
 President.....Dr. Peter J. Fos  
 Athletics Director.....Derek Morel  
 SID.....Jason Plotkin  
 Office Phone.....(504) 280-6284  
 Cell Phone.....N/A  
 E-Mail.....jplotkin@uno.edu  
 Fax.....(504) 280-3977  
 Press Row.....TBA  
 Website.....UNOPrivateers.com  
 Head Coach.....Mark Slessinger  
 Alma Mater.....Auburn, 1995  
 Career Record.....53-40 (3 Years)  
 School Record.....17-15 (1 Year)  
 2011-12 Record.....17-15  
 Conference Record/Finish.....N/A  
 Starters Returning/Lost.....3/2  
 Lettermen Returning/Lost.....6/10

### New Orleans Schedule

#### November

9 San Jose State  
 12 Southern Illinois  
 15 Bethune-Cookman  
 20 Blue Mountain College  
 26 at Nicholls State  
**29 Southeast Missouri**

#### December

8 at Duquesne  
 12 Nicholls State  
 17 at Southern Illinois  
**19 at Southeast Missouri**  
 23 vs. Boise State

#### January

3 at Mississippi State  
 5 at Butler  
 8 at San Jose State  
 12 Champion Baptist (Ark.)  
 19 at Rice  
 21 NJIT  
 23 at Air Force

#### February

6 Texas-Pan American  
 9 Houston Baptist  
 18 Central Baptist (Ark.)  
 21 at Bowling Green  
 23 at NJIT  
 26 at Houston Baptist

#### March

3 at Texas-Pan American

### MISSOURI-KANSAS CITY

Dec. 22, at Kansas City, Mo.

Location.....Kansas City, Mo.  
 Founded.....1933  
 Enrollment.....14,221  
 Colors.....Blue and Gold  
 Nickname.....Kangaroos  
 Conference.....The Summit League  
 Arena.....Swinney Rec Center (1,504)  
 Chancellor.....Leo Morton  
 Athletics Director.....Tim Hall  
 SID.....Rob McCutcheon  
 Office Phone.....(816) 235-1034  
 Cell Phone.....(816) 284-9251  
 E-Mail.....mccutcheonrb@umkc.edu  
 Fax.....(816) 235-1035  
 Press Row.....(816) 235-6903  
 Website.....UMKCKangaroos.com  
 Head Coach.....Matt Brown  
 Alma Mater.....Shippensburg, 1994  
 Career Record.....52-98 (5 Years)  
 School Record.....Same  
 2011-12 Record.....10-21  
 Conference Record/Finish.....4-14/10th  
 Starters Returning/Lost.....7/5  
 Lettermen Returning/Lost.....4/1

### UMKC Schedule

#### November

9 at Seton Hall  
 13 Lincoln (Mo.)  
 17 vs. Albany  
 18 vs. Loyola (Md.)/Norfolk State  
 23 at Ohio State  
 29 IUPUI

#### December

1 Western Illinois  
 5 at North Dakota  
 8 at Louisville  
 16 Appalachian State  
 19 Iowa State  
**22 Southeast Missouri**  
 29 at Kansas State  
 31 at Omaha

#### January

3 South Dakota State  
 5 North Dakota State  
 9 Utah Valley  
 12 at South Dakota  
 17 at Oakland  
 19 at IPFW  
 22 Houston Baptist  
 26 Omaha  
 31 at North Dakota State

#### February

2 at South Dakota State  
 6 at Houston Baptist  
 9 South Dakota  
 14 IPFW  
 16 Oakland  
 23 at ESPN BracketBuster  
 28 at Western Illinois

#### March

2 at IUPUI

### SOUTHEASTERN LOUISIANA

Dec. 1, at Hammond, La.

Location.....Hammond, La.  
 Founded.....1925  
 Enrollment.....15,414  
 Colors.....Green and Gold  
 Nickname.....Lions  
 Conference.....Southland  
 Arena.....University Center (7,500)  
 President.....Dr. John L. Crain  
 Athletics Director.....Bart Bellairs  
 SID.....Matt Sullivan  
 Office Phone.....(985) 549-2142  
 Cell Phone.....(985) 981-0009  
 E-Mail.....rsullivan@southeastern.edu  
 Fax.....(985) 549-3773  
 Press Row.....(985) 549-2326  
 Website.....LionSports.net  
 Head Coach.....Jim Yarbrough  
 Alma Mater.....Florida State, 1987  
 Career Record.....205-141 (12 Years)  
 School Record.....108-99 (7 Years)  
 2011-12 Record.....12-17  
 Conference Record/Finish.....5-11/5th  
 Starters Returning/Lost.....3/2  
 Lettermen Returning/Lost.....9/3

### Southeastern Louisiana Schedule

#### November

11 at Wisconsin  
 13 at Marquette  
 15 at New Mexico State  
 20 Louisiana College  
 28 at Louisiana Tech

#### December

**1 Southeast Missouri**  
 10 at Louisiana-Monroe  
 16 at North Texas  
 19 at Florida  
 29 Spring Hill College

#### January

3 Oral Roberts  
 5 Central Arkansas  
 7 at Lamar  
 12 Nicholls State  
 17 at Stephen F. Austin  
 19 at Northwestern State  
 24 Sam Houston State  
 26 Texas A&M-Corpus Christi  
 31 at Central Arkansas

#### February

2 at Oral Roberts  
 9 at Nicholls State  
 14 Northwestern State  
 16 Stephen F. Austin  
 19 at McNeese State  
 23 at ESPN BracketBuster  
 28 at Texas A&M-Corpus Christi

#### March

2 at Sam Houston State  
 7 McNeese State  
 9 Lamar





## Opponents

### TROY

Nov. 20, at Chattanooga, Tenn.  
CBE Classic

Location..... Troy, Ala.  
Founded..... 1887  
Enrollment..... 30,564  
Colors..... Cardinal, Silver and Black  
Nickname..... Trojans  
Conference..... Sun Belt  
Arena..... Trojan Arena (5,200)  
Chancellor..... Dr. Jack Hawkins, Jr.  
Athletics Director..... John Hartwell  
SID..... Joe St. Pierre  
Office Phone..... (334) 670-5654  
Cell Phone..... (603) 475-8548  
E-Mail..... jst.pierre@troy.edu  
Fax..... (334) 670-5655  
Press Row..... TBA  
Website..... TroyTrojans.com  
Head Coach..... Don Maestri  
Alma Mater..... Southern Miss, 1969  
Career Record..... 488-383 (30 Years)  
School Record..... Same  
2011-12 Record..... 10-18  
Conference Record/Finish..... 5-11/5th East  
Starters Returning/Lost..... 3/2  
Lettermen Returning/Lost..... 4/5

## This is the OVC

### Troy Schedule

#### November

9 Mississippi State  
12 at Texas A&M  
18 vs. Louisiana Tech  
19 vs. Southeast Missouri  
20 at Chattanooga  
25 Alabama State  
27 UAB  
29 Arkansas-Little Rock

#### December

1 Western Kentucky  
8 Utah Valley State  
13 at Alabama State  
15 Georgia State  
19 at Utah Valley State  
27 Florida Atlantic

#### January

3 at North Texas  
5 Arkansas-Little Rock  
10 Louisiana-Monroe  
17 at Florida Atlantic  
19 at Florida International  
24 Arkansas State  
26 at Louisiana-Monroe  
31 at Western Kentucky

#### February

2 Louisiana-Lafayette  
7 at South Alabama  
9 at Middle Tennessee  
14 Florida International  
16 North Texas  
21 at Louisiana-Lafayette  
23 at Arkansas State  
28 Middle Tennessee

#### March

2 South Alabama

## Records & History

### AUSTIN PEAY

Jan. 3, at Cape Girardeau, Mo.  
Feb. 28, at Clarksville, Tenn.

Location..... Clarksville, Tenn.  
Founded..... 1927  
Enrollment..... 10,873  
Colors..... Red and White  
Nickname..... Governors  
Conference..... Ohio Valley  
Arena..... Dunn Center (7,875)  
President..... Tim Hall  
Athletics Director..... Dave Loos  
SID..... Brad Kirtley  
Office Phone..... (931) 221-6561  
Cell Phone..... (931) 801-7875  
E-Mail..... kirtleyb@apsu.edu  
Fax..... (931) 221-7562  
Press Row..... (931) 221-7155  
Website..... LetsGoPeay.com  
Head Coach..... Dave Loos  
Alma Mater..... Memphis, 1970  
Career Record..... 445-363 (26 Years)  
School Record..... 363-310 (22 Years)  
2011-12 Record..... 12-20  
Conference Record/Finish..... 8-8/6th  
Starters Returning/Lost..... 1/4  
Lettermen Returning/Lost..... 9/5

## This is Southeast

### Austin Peay Schedule

#### November

9 Samford  
13 at Western Kentucky  
17 at DePaul  
20 vs. Western Carolina  
21 vs. Howard/Gardner-Webb  
28 Berea

#### December

1 Fairfield  
5 Oakland City  
8 at Memphis  
16 at Arkansas State  
18 Lipscomb  
22 at Illinois State  
28 vs. Utah Valley  
29 vs. Chattanooga/High Point

#### January

3 at Southeast Missouri  
5 at UT Martin  
9 Morehead State  
12 Murray State  
17 SIU Edwardsville  
19 Eastern Illinois  
24 at Jacksonville State  
26 at Tennessee Tech

#### February

2 at Murray State  
7 Tennessee State  
9 Belmont  
14 at Eastern Illinois  
16 at SIU Edwardsville  
20 at Eastern Kentucky  
23 at ESPN BracketBuster  
28 Southeast Missouri

#### March

2 UT Martin

### BELMONT

Jan. 10, at Nashville, Tenn.

Location..... Nashville, Tenn.  
Founded..... 1951  
Enrollment..... 6,637  
Colors..... Navy, Red and White  
Nickname..... Bruins  
Conference..... Ohio Valley  
Arena..... Curb Event Center (5,000)  
President..... Dr. Robert C. Fisher  
Athletics Director..... Mike Strickland  
SID..... Greg Sage  
Office Phone..... (615) 460-6698  
Cell Phone..... N/A  
E-Mail..... greg.sage@belmont.edu  
Fax..... (615) 460-5584  
Press Row..... (615) 460-8554  
Website..... BelmontBruins.com  
Head Coach..... Rick Byrd  
Alma Mater..... Tennessee, 1976  
Career Record..... 637-339 (31 Years)  
School Record..... 545-284 (26 Years)  
2011-12 Record..... 27-8  
Conference Record/Finish..... 16-2/1st  
Starters Returning/Lost..... 3/2  
Lettermen Returning/Lost..... 11/4

### Belmont Schedule

#### November

9 at Lipscomb  
13 Maryville (Mo.)  
18 at Stanford  
22 at Alaska Anchorage  
23 vs. Northeastern/UC Riverside  
24 vs. TBA

#### December

1 at VCU  
4 Lipscomb  
13 Middle Tennessee State  
15 at Kansas  
19 South Dakota State  
28 vs. Boston  
29 at Central Florida/Howard

#### January

3 at Jacksonville State  
5 at Tennessee Tech  
10 Southeast Missouri  
12 UT Martin  
17 Eastern Kentucky  
19 Tennessee State  
24 at Morehead State  
26 at Eastern Kentucky  
31 Morehead State

#### February

2 Tennessee Tech  
7 at Murray State  
9 at Austin Peay  
14 at Tennessee State  
21 at Eastern Illinois  
23 ESPN BracketBuster  
27 SIU Edwardsville

#### March

2 Jacksonville State

» Non-Conference/Conference





## Season Preview

## Coaching Staff

## Player Profiles

## Year in Review

### EASTERN ILLINOIS

Jan. 26, at Charleston, Ill.  
Feb. 9, at Cape Girardeau, Mo.

Location.....Charleston, Ill.  
Founded.....1895  
Enrollment.....11,167  
Colors.....Blue and Gray  
Nickname.....Panthers  
Conference.....Ohio Valley  
Arena.....Lantz Arena (5,300)  
President.....Dr. William Perry  
Athletics Director.....Barbara Burke  
SID.....Rich Moser  
Office Phone.....(217) 581-7480  
Cell Phone.....N/A  
E-Mail.....rmoser@eiu.edu  
Fax.....(217) 581-7001  
Press Row.....(217) 581-5135  
Website.....EIUPanthers.com  
Head Coach.....Jay Spoonhour  
Alma Mater.....Pittsburg State, 1994  
Career Record.....106-33 (4 Years)  
School Record.....First Year  
2011-12 Record.....12-17  
Conference Record/Finish.....5-11/10th  
Starters Returning/Lost.....0/5  
Lettermen Returning/Lost.....7/7

### Eastern Illinois Schedule

#### November

9 at Bradley  
13 Wright State  
16 at Eastern Michigan  
17 vs. UT Pan American  
18 vs. IPFW  
21 Rochester College  
24 Houston Baptist  
28 Central Arkansas

#### December

1 at Stony Brook  
5 Western Illinois  
8 Toledo  
19 at Saint Louis  
22 at Drake  
29 at Tennessee State

#### January

3 at Eastern Kentucky  
5 at Morehead State  
10 Tennessee Tech  
12 Jacksonville State  
17 at Murray State  
19 at Austin Peay  
24 UT Martin  
26 **at Southeast Missouri**

#### February

2 at SIU Edwardsville  
7 at UT Martin  
9 **at Southeast Missouri**  
14 Austin Peay  
16 Murray State  
21 Belmont  
23 at ESPN BracketBuster  
26 at Chicago State

#### March

2 SIU Edwardsville

### JACKSONVILLE STATE

Feb. 20, at Jacksonville, Ala.

Location.....Jacksonville, Ala.  
Founded.....1883  
Enrollment.....9,504  
Colors.....Red and White  
Nickname.....Gamecocks  
Conference.....Ohio Valley  
Arena.....Pete Mathews Coliseum (5,500)  
President.....Dr. William A. Meehan  
Athletics Director.....Warren Koegel  
SID.....Josh Underwood  
Office Phone.....(256) 782-5915  
Cell Phone.....(256) 453-0545  
E-Mail.....underwood@jsu.edu  
Fax.....(256) 782-5958  
Press Row.....(256) 782-5528  
Website.....JSUGamecockSports.com  
Head Coach.....James Green  
Alma Mater.....Mississippi, 1983  
Career Record.....209-239 (15 Years)  
School Record.....42-79 (4 Years)  
2011-12 Record.....15-18  
Conference Record/Finish.....8-8/6th  
Starters Returning/Lost.....4/1  
Lettermen Returning/Lost.....7/5

### Jacksonville State Schedule

#### November

9 Reinhardt  
11 Eastern Michigan  
15 Alabama A&M  
17 at UNLV  
19 at Oregon  
23 vs. Northern Arizona  
24 vs. Campbell/North Carolina A&T

#### December

1 at Alcorn State  
11 Martin Methodist  
15 at Presbyterian College  
18 at Nebraska  
29 Tennessee Tech  
31 at UT Martin

#### January

3 Belmont  
5 Tennessee State  
10 at SIU Edwardsville  
12 at Eastern Illinois  
17 at Tennessee State  
19 Eastern Kentucky  
24 Austin Peay  
26 Murray State

#### February

2 Morehead State  
9 at Tennessee Tech  
14 at Morehead State  
16 at Eastern Kentucky  
20 **at Southeast Missouri**  
23 at ESPN BracketBuster

#### March

2 at Belmont

### EASTERN KENTUCKY

Feb. 2, at Cape Girardeau, Mo.

Location.....Richmond, Ky.  
Founded.....1906  
Enrollment.....16,515  
Colors.....Maroon and White  
Nickname.....Colonels  
Conference.....Ohio Valley  
Arena.....McBrayer Arena (6,500)  
President.....Dr. Doug Whitlock  
Athletics Director.....Mark Sandy  
SID.....Kevin Britton  
Office Phone.....(859) 622-2006  
Cell Phone.....(859) 358-8359  
E-Mail.....kevin.britton@eku.edu  
Fax.....(859) 622-5108  
Press Row.....(859) 622-5908  
Website.....EKUSports.com  
Head Coach.....Jeff Neubauer  
Alma Mater.....La Salle, 1993  
Career Record.....118-102 (7 Years)  
School Record.....Same  
2010-11 Record.....16-16  
Conference Record/Finish.....7-9/8th  
Starters Returning/Lost.....2/3  
Lettermen Returning/Lost.....8/6

### Eastern Kentucky Schedule

#### November

9 Cincinnati Christian  
16 Kennesaw State  
17 Towson  
18 Radford  
24 Norfolk State  
28 Delaware State

#### December

1 Western Carolina  
4 at North Carolina Central  
8 at Chattanooga  
16 at Illinois  
19 at North Carolina A&T  
21 at High Point  
30 at West Virginia

#### January

3 Eastern Illinois  
5 SIU Edwardsville  
9 at Murray State  
12 Morehead State  
17 at Belmont  
19 at Jacksonville State  
24 Tennessee State  
26 Belmont  
31 at UT Martin

#### February

2 **at Southeast Missouri**  
5 Crowley's Ridge College  
9 at Morehead State  
14 Tennessee Tech  
16 Jacksonville State  
20 Austin Peay  
23 at ESPN BracketBuster  
26 at Tennessee Tech

#### March

2 at Tennessee State

### MOREHEAD STATE

Jan. 17, Cape Girardeau, Mo.

Location.....Morehead, Ky.  
Founded.....1887  
Enrollment.....10,215  
Colors.....Blue and Gold  
Nickname.....Eagles  
Conference.....Ohio Valley  
Arena.....Ellis T. Johnson Arena (6,500)  
President.....Dr. Wayne D. Andrews  
Athletics Director.....Brian Hutchinson  
SID.....Matt Segal  
Office Phone.....(606) 783-2557  
Cell Phone.....(317) 501-3627  
E-Mail.....m.segal@moreheadstate.edu  
Fax.....N/A  
Press Row.....(606) 783-2500  
Website.....MSUEagles.com  
Head Coach.....Sean Woods  
Alma Mater.....Kentucky, 1992  
Career Record.....50-80  
School Record.....First Year  
2011-12 Record.....18-15  
Conference Record/Finish.....10-6/3rd  
Starters Returning/Lost.....3/2  
Lettermen Returning/Lost.....6/8

### Morehead State Schedule

#### November

9 at LIU Brooklyn  
12 at Maryland  
15 Alice Lloyd (Ky.)  
18 Lafayette (Pa.)  
21 at Kentucky  
26 Norfolk State  
28 at Marshall

#### December

1 at Wright State  
5 North Dakota State  
8 Indiana State  
19 at South Dakota  
21 at North Dakota State  
28 Southern Miss  
30 Union (Ky.)

#### January

3 SIU Edwardsville  
5 Eastern Illinois  
9 at Austin Peay  
12 at Eastern Kentucky  
17 **at Southeast Missouri**  
19 at UT Martin  
24 Belmont  
26 Tennessee State  
31 at Belmont

#### February

2 at Jacksonville State  
9 Eastern Kentucky  
14 Jacksonville State  
16 Tennessee Tech  
20 Murray State  
23 at ESPN BracketBuster  
28 at Tennessee State

#### March

2 at Tennessee Tech





## Opponents

### MURRAY STATE

Jan. 5, at Cape Girardeau, Mo.  
Mar. 2, at Murray, Ky.

Location.....Murray, Ky.  
Founded.....1922  
Enrollment.....10,558  
Colors.....Navy and Gold  
Nickname.....Racers  
Conference.....Ohio Valley  
Arena.....CFSB Center (8,600)  
President.....Dr. Randy J. Dunn  
Athletics Director.....Allen Ward  
SID.....Dave Winder  
Office Phone.....(270) 809-4271  
Cell Phone.....(270) 293-0566  
E-Mail.....dwinder@murraystate.edu  
Fax.....(270) 809-6814  
Press Row.....(270) 809-5551  
Website.....GoRacers.com  
Head Coach.....Steve Prohm  
Alma Mater.....Alabama, 1997  
Career Record.....31-2 (1 Year)  
School Record.....Same  
2011-12 Record.....31-2  
Conference Record/Finish.....15-1/1st  
Starters Returning/Lost.....2/3  
Lettermen Returning/Lost.....N/A

### SIU EDWARDSVILLE

Jan. 24, at Edwardsville, Ill.  
Feb. 7, at Cape Girardeau, Mo.

Location.....Edwardsville, Ill.  
Founded.....1957  
Enrollment.....14,055  
Colors.....Red and White  
Nickname.....Cougars  
Conference.....Ohio Valley  
Arena.....Vadalabene Center (4,000)  
Chancellor.....Dr. Julie A. Furst-Bowe  
Athletics Director.....Dr. Bradley Hewitt  
SID.....Joe Pott  
Office Phone.....(618) 650-2860  
Cell Phone.....(314) 707-1712  
E-Mail.....jpott@siue.edu  
Fax.....(618) 650-2296  
Press Row.....N/A  
Website.....SIUECougars.com  
Head Coach.....Lennox Forrester  
Alma Mater.....Evansville, 1992  
Career Record.....50-92 (5 Years)  
School Record.....Same  
2011-12 Record.....10-17  
Conference Record/Finish.....6-10/9th  
Starters Returning/Lost.....4/1  
Lettermen Returning/Lost.....10/2

## This is the OVC

### Murray State Schedule

#### November

9 Brescia  
15 vs. Auburn  
16 vs. St. John's/Coll. of Charleston  
18 vs. TBA  
24 Old Dominion  
26 at Lipscomb

#### December

4 Bethel  
8 at Evansville  
16 Western Kentucky  
19 at Arkansas State  
22 at Dayton  
29 Valparaiso

#### January

3 UT Martin  
5 at Southeast Missouri  
9 Eastern Kentucky  
12 at Austin Peay  
17 Eastern Illinois  
19 SIU Edwardsville  
24 at Tennessee Tech  
26 at Jacksonville State

#### February

2 Austin Peay  
7 Belmont  
9 Tennessee State  
14 at SIU Edwardsville  
16 at Eastern Illinois  
20 at Morehead State  
23 ESPN BracketBuster  
28 UT Martin

#### March

2 Southeast Missouri

### SIU Edwardsville Schedule

#### November

10 at Missouri  
14 Western Illinois  
20 Southern Illinois  
24 Texas-Pan American

#### December

1 Chicago State  
5 at Northern Illinois  
8 at Western Illinois  
17 Eureka  
19 Robert Morris  
28 at Saint Louis

#### January

3 at Morehead State  
5 at Eastern Kentucky  
10 Jacksonville State  
12 Tennessee Tech  
17 at Austin Peay  
19 at Murray State  
24 Southeast Missouri  
26 UT Martin

#### February

2 Eastern Illinois  
7 at Southeast Missouri  
4 at UT Martin  
14 Murray State  
16 Austin Peay  
20 Tennessee State  
23 at ESPN BracketBuster  
27 at Belmont

#### March

2 at Eastern Illinois

## Records & History

### TENNESSEE STATE

Jan. 12, at Nashville, Tenn.

Location.....Nashville, Tenn.  
Founded.....1912  
Enrollment.....9,165  
Colors.....Royal Blue and White  
Nickname.....Tigers  
Conference.....Ohio Valley  
Arena.....Gentry Center (10,500)  
President.....Dr. Portia Holmes-Shields  
Athletics Director.....Teresa Phillips  
SID.....Alex Mitchell  
Office Phone.....(615) 963-5674  
Cell Phone.....(770) 309-1760  
E-Mail.....jmitch18@tnstate.edu  
Fax.....(615) 963-7692  
Press Row.....(615) 963-7616/7617  
Website.....TSUTigers.com  
Head Coach.....Travis Williams  
Alma Mater.....Georgia State, 1995  
Career Record.....42-45 (3 Years)  
School Record.....First Year  
2011-12 Record.....20-13  
Conference Record/Finish.....11-5 (2nd)  
Starters Returning/Lost.....4/1  
Lettermen Returning/Lost.....10/4

### TENNESSEE TECH

Jan. 19, at Cape Girardeau, Mo.

Location.....Cookeville, Tenn.  
Founded.....1915  
Enrollment.....11,768  
Colors.....Purple and Gold  
Nickname.....Golden Eagles  
Conference.....Ohio Valley  
Arena.....Eblen Center (9,282)  
President.....Dr. Philip Oldham  
Athletics Director.....Mark Wilson  
SID.....Mike Lehman  
Office Phone.....(931) 372-3883  
Cell Phone.....(224) 639-3710  
E-Mail.....mlehman@tntech.edu  
Fax.....(931) 372-3114  
Press Row.....(931) 372-6077  
Website.....TTUSports.com  
Head Coach.....Steve Payne  
Alma Mater.....Union College, 1990  
Career Record.....19-14 (1 Year)  
School Record.....Same  
2011-12 Record.....19-14  
Conference Record/Finish.....9-7/4th  
Starters Returning/Lost.....3/2  
Lettermen Returning/Lost.....6/7

## This is Southeast

### Tennessee State Schedule

#### November

9 at BYU  
13 at South Dakota State  
15 at Minnesota  
19 vs. South Alabama  
20 at Georgia State  
21 vs. Monmouth  
26 Fisk

#### December

1 at Alabama A&M  
5 Alcorn State  
8 at Missouri  
16 LeMoyne-Owen  
18 at Middle Tennessee State  
21 South Carolina Upstate  
29 Eastern Illinois

#### January

3 at Tennessee Tech  
5 at Jacksonville State  
10 UT Martin  
12 Southeast Missouri  
17 Jacksonville State  
19 at Belmont  
24 at Eastern Kentucky  
26 at Morehead State  
31 Tennessee Tech

#### February

7 at Murray State  
9 at Austin Peay  
14 Belmont  
20 at SIU Edwardsville  
23 ESPN BracketBuster  
28 Morehead State

#### March

2 Eastern Kentucky

### Tennessee Tech Schedule

#### November

10 Crowley's Ridge  
15 Coastal Carolina  
17 at East Tennessee State  
20 Evansville  
28 at Loyola-Chicago  
30 at Lipscomb

#### December

3 Berea  
6 Wisconsin-Green Bay  
8 at Gardner-Webb  
15 at Wisconsin-Milwaukee  
18 at Auburn  
22 at Oklahoma State  
29 at Jacksonville State

#### January

3 Tennessee State  
5 Belmont  
10 at Eastern Illinois  
12 at SIU Edwardsville  
19 at Southeast Missouri  
24 Murray State  
26 Austin Peay  
31 at Tennessee State

#### February

2 at Belmont  
9 Jacksonville State  
14 at Eastern Kentucky  
16 at Morehead State  
21 UT Martin  
23 ESPN BracketBusters  
28 Eastern Kentucky

#### March

2 Morehead State





## Season Preview

### UT MARTIN

Dec. 29, at Cape Girardeau, Mo.  
Feb. 16, at Martin, Tenn.

Location.....Martin, Tenn.  
Founded.....1951  
Enrollment.....8,400  
Colors.....Navy Blue and Orange  
Nickname.....Skyhawks  
Conference.....Ohio Valley  
Arena.....Elam Center (5,000)  
Chancellor.....Dr. Thomas Rakes  
Athletics Director.....Phil Dane  
SID.....Ryne Rickman  
Office Phone.....(731) 881-7632  
Cell Phone.....(720) 703-2601  
E-Mail.....jlofaro@utm.edu  
Fax.....N/A  
Press Row.....(731) 881-7694  
Website.....UTMSports.com  
Head Coach.....Jason James  
Alma Mater.....Graceland, 2000  
Career Record.....20-73 (3 Years)  
School Record.....Same  
2011-12 Record.....4-27  
Conference Record/Finish.....0-16/11th  
Starters Returning/Lost.....4/1  
Lettermen Returning/Lost.....8/7

### ESPN BRACKETBUSTER

Feb. 23, at Cape Girardeau, Mo.

A total of 122 teams -- representing 15 collegiate athletic conferences -- will compete in the two-day ESPN BracketBusters event (Feb. 22-23).

Of the 61 games, 13 will be televised, with five contests on ESPN2, four on ESPN and four on ESPN3. Please consult local listings for start times.

Southeast is among the home teams in this year's ESPN BracketBusters.

February 22-23, 2013

## Coaching Staff

### UT Martin Schedule

#### November

9 at Arkansas-Little Rock  
11 at Cincinnati  
14 Fontbonne  
16 Arkansas State  
20 Lyon College  
24 at Bradley  
29 at Memphis

#### December

1 Kennesaw State  
5 at Central Arkansas  
8 at Lipscomb  
15 at Saint Louis  
19 Samford  
29 at Southeast Missouri  
31 Jacksonville State

#### January

3 Murray State  
5 Austin Peay  
10 at Tennessee State  
12 at Belmont  
19 Morehead State  
24 at Eastern Illinois  
26 at SIU Edwardsville  
31 Eastern Kentucky

#### February

7 Eastern Illinois  
9 SIU Edwardsville  
16 Southeast Missouri  
21 at Tennessee Tech  
23 ESPN BracketBuster  
28 at Murray State

#### March

2 at Austin Peay

### ESPN BracketBusters

#### Home Teams

Vermont, Eastern Washington, Idaho State, Montana State, Portland State, Southern Utah, Campbell, High Point, Liberty, Presbyterian, UNC-Asheville, Winthrop, Cal Poly, Hawaii, Long Beach State, UC Davis, UC Santa Barbara, Loyola-Chicago, Valparaiso, Wright State, Youngstown State, Fairfield, Marist, Niagara, Rider, Siena, Akron, Buffalo, Eastern Michigan, Northern Illinois, Toledo, Western Michigan, Hampton, Drake, Indiana State, Northern Iowa, Southern Illinois, Wichita State, Tennessee Tech, Tennessee State, UT Martin, Southeast Missouri, Murray State, Belmont, College of Charleston, Western Carolina, Davidson, Central Arkansas, Lamar, Oral Roberts, Texas A&M-CC, IPFW, IUPUI, Nebraska-Omaha, Oakland, Western Illinois, Utah State, UT-San Antonio, UT-Arlington, Saint Mary's.

## Player Profiles

### Nutt vs. All Opponents

Team	W-L	Mississippi Valley State.....	3-1
Abilene Christian.....	1-0	Missouri.....	0-3
Air Force.....	0-2	Missouri-Kansas City.....	2-2
Alabama A&M.....	1-0	Missouri-Rolla.....	1-0
Alabama-Birmingham.....	0-1	Missouri State.....	0-3
Arkansas.....	0-1	Morehead State.....	1-4
Arkansas-Little Rock.....	14-12	Morris Brown.....	1-0
Arkansas-Pine Bluff.....	4-0	Murray State.....	2-7
Arkansas State.....	0-3	Nevada.....	1-1
Arkansas Tech.....	1-0	New Mexico.....	0-1
Austin Peay.....	2-8	New Mexico State.....	2-3
Ball State.....	1-0	New Orleans.....	11-11
Baylor.....	1-1	Norfolk State.....	1-0
Boston College.....	0-1	North Texas.....	6-5
Bowling Green.....	1-1	Northern Illinois.....	1-0
Bradley.....	0-1	Northwestern.....	0-1
Briar Cliff.....	1-0	Northwestern (La.) State.....	1-0
Cal Poly.....	1-1	Oklahoma.....	0-1
Canisius.....	1-0	Oklahoma State.....	1-3
Centenary.....	2-0	Old Dominion.....	0-1
Central Arkansas.....	0-1	Old Monmouth.....	0-1
Central Baptist.....	1-0	Oral Roberts.....	1-1
Central Methodist.....	1-0	Oregon.....	0-1
Clemson.....	0-1	Penn State.....	0-1
Colorado State.....	0-1	Pepperdine.....	0-1
Dartmouth.....	1-0	Portland.....	1-0
Denver.....	8-8	Prairie View A&M.....	1-0
East Carolina.....	0-1	Richmond.....	1-0
Eastern Illinois.....	5-5	Sacramento State.....	2-0
Eastern Kentucky.....	2-5	Saint Louis.....	0-2
Eastern Michigan.....	0-1	Samford.....	0-2
Florida Atlantic.....	2-1	Sam Houston State.....	1-1
Florida Gulf Coast.....	0-1	San Diego State.....	1-0
Florida International.....	15-4	SMU.....	0-2
Freed-Hardeman.....	1-0	South Alabama.....	9-11
Georgia.....	0-1	South Dakota State.....	1-1
Georgia Southern.....	0-2	Southeast Missouri State.....	1-2
Georgia State.....	1-1	Southeastern Louisiana.....	1-0
Grambling State.....	0-1	Southern Illinois.....	0-2
Hampton.....	1-0	SIU Edwardsville.....	4-0
Hannibal-LaGrange.....	2-0	Southern Mississippi.....	3-1
Harding.....	1-0	Southwestern College.....	2-0
Harris-Stowe.....	1-0	Southwestern Louisiana.....	3-5
Hawaii.....	1-0	St. Bonaventure.....	0-1
Illinois State.....	0-1	Tennessee State.....	1-4
Iowa State.....	0-2	Tennessee Tech.....	2-6
Jackson State.....	3-1	Texas A&M-Corpus Christi.....	1-1
Jacksonville.....	4-3	Texas-Arlington.....	1-0
Jacksonville State.....	3-3	Texas Christian.....	1-2
Lamar.....	4-5	Texas-Pan American.....	8-2
Lambuth.....	1-0	Toledo.....	0-2
Liberty.....	2-0	Troy.....	1-3
Lincoln University.....	1-0	Tulsa.....	0-1
Louisiana-Lafayette.....	4-9	USC.....	0-1
Louisiana-Monroe.....	2-1	UT Martin.....	7-3
Louisiana Tech.....	6-8	Utah.....	0-2
Louisville.....	0-1	Utah State.....	0-1
Lyon College.....	3-0	Utah Valley State.....	0-2
MacMurray.....	1-0	Valparaiso.....	1-0
McNeese State.....	1-2	West Alabama.....	2-0
Memphis.....	1-6	Western Kentucky.....	11-15
Miami (Ohio).....	1-1	Williams Baptist.....	1-0
Middle Tennessee State.....	5-9	<b>Total.....</b>	<b>221-248</b>
Mississippi.....	2-1		
Mississippi State.....	0-2		





Opponents		This is the OVC	Records & History	This is Southeast
<u>Team</u>	<u>W-L</u>	Eastern Washington State .....1-0	<b>Morehead State</b> .....17-21	Southern Mississippi .....1-2
Alabama	0-1	Emporia State .....1-0	Morris Brown .....2-0	Southern Utah .....1-1
Alabama A&M	1-0	Evangel College .....1-0	<b>Murray State</b> .....18-46	Southwest Baptist .....6-7
Alabama-Birmingham	0-1	Evansville* .....3-9	Nebraska .....0-1	Southwest of Memphis .....1-0
Alabama-Huntsville	0-2	Fairfield .....1-1	Nebraska State Teachers .....0-1	Southwestern Oklahoma .....1-0
Alaska	1-0	Florida Gulf Coast .....0-1	New Haven University .....0-1	Sparks College .....1-1
Alcorn State	1-0	Florida Southern .....0-2	New Mexico Highlands .....1-0	Spring Hill (Mobile) .....1-0
Abilene Christian	3-0	Florida State .....0-1	New Mexico .....0-1	State College of Iowa .....0-1
Angelo State	2-0	Fresno State .....0-1	Nicholls State .....0-1	St. Bonaventure .....0-1
Arkansas	1-6	Grambling State .....0-1	Norfolk State .....2-0	St. Louis Christian Brothers College ..8-3
Arkansas College	1-0	<b>Hannibal-LaGrange</b> .....2-0	North Alabama .....2-0	St. Regis (Denver) .....0-1
Arkansas-Little Rock	1-3	Harding .....1-0	North Carolina Central .....0-1	<b>Tennessee State*</b> .....17-23
Arkansas State	38-28	Harris-Stowe .....8-2	North Texas .....1-1	<b>Tennessee Tech*</b> .....12-28
Arkansas State Teachers	3-2	Henderson State .....3-2	Northeast Missouri State .....83-62	Texas Arlington .....2-0
Arkansas Tech	0-1	Hendrix College .....0-1	Northern Illinois .....1-1	Texas Pan American .....2-0
Augustana College	1-0	Houston .....0-1	Northwest Missouri State .....65-60	Texas Wesleyan .....1-0
<b>Austin Peay</b> .....16-32		Illinois .....0-1	Northwest Oklahoma .....1-0	Toledo .....0-1
Baker University	3-0	Illinois College .....5-0	Oakland City .....17-0	Transylvania .....1-0
Benedictine	1-0	Illinois State .....1-7	Oakland University .....0-1	<b>Troy</b> .....4-0
Bethel College	1-0	Indiana State .....0-2	Ohio Northern .....1-0	Tulane .....0-1
Birmingham Southern	0-1	Iowa .....0-1	Oklahoma .....0-1	Tulsa University .....0-2
Bradley	2-6	Iowa State .....0-2	Oklahoma State .....0-1	Union University .....16-6
Cal State-Bakersfield	0-1	IPFW .....1-1	Old Dominion .....0-1	Upper Iowa University .....1-0
Cal State-Hayward	1-0	Jackson State .....2-0	Oral Roberts .....1-4	<b>UT Martin</b> .....42-26
Cal State-Riverside	2-1	<b>Jacksonville State*</b> .....4-12	Oregon .....0-1	Vanderbilt .....0-1
California-Santa Barbara	1-0	Kansas State .....0-1	Ottawa University .....2-2	Washburn .....3-2
Campbell	1-0	Kentucky Christian .....1-0	Ouachita College .....2-0	West Florida .....0-1
Canterbury College	3-0	Kentucky Wesleyan .....6-12	Panhandle A&M .....2-0	West Georgia .....1-0
Centenary College	2-1	Lewis University .....1-0	Parks College .....1-0	West Texas State .....1-1
<b>Central Arkansas</b> .....5-4		Lincoln University .....28-20	Peru State .....2-0	Western Carolina .....1-0
Central Methodist*	8-2	Lindenwood College .....1-0	Philander Smith .....1-0	Western Colorado .....1-0
Central Florida	1-0	Longwood* .....1-0	Pittsburg State .....5-0	Western Illinois .....3-5
Central Michigan	1-0	Louisiana State .....0-1	Prairie View A&M .....1-0	Western Kentucky .....0-4
Central Missouri State	65-90	<b>Louisiana Tech*</b> .....1-2	Purdue University .....0-2	Western Michigan .....0-1
Central Wesleyan College	5-8	Louisville .....0-1	Quincy College .....12-10	Westminster College .....7-5
Cheyney University	1-0	Loyola Univ. (New Orleans) .....1-0	Robert Morris .....1-0	Wheaton .....1-0
Chicago	1-0	Maine .....1-0	Rockhurst .....2-0	William Jewell .....0-1
Chicago State	1-1	Maryville College .....4-0	Rust College .....2-0	William Penn .....1-0
Christian Brothers College	15-5	MacMurray College .....1-0	Sacramento State .....2-0	Williams Baptist .....1-0
Cincinnati	0-2	McKendree College .....19-5	Sacred Heart .....0-1	Wisconsin .....0-1
Cleveland State	1-1	<b>McNeese State</b> .....0-1	Samford University .....3-6	Wisconsin-Green Bay .....2-2
Columbia College	1-0	Memphis .....2-3	San Jose State .....1-0	Wisconsin-Milwaukee .....5-1
Colorado	0-1	Miami (Ohio) .....1-1	Savannah State .....1-0	Wittenburg .....0-1
Colorado State	2-2	Midwestern University .....2-1	Saint Louis University .....4-8	Xavier (Ohio) .....0-2
Concordia Seminary	22-12	Middle Tennessee .....14-7	Samford* .....0-2	
Coppin State	0-1	Millikin University .....2-3	Sam Houston State .....1-0	
Creighton	0-1	Mississippi .....0-1	San Francisco State .....1-0	
Culver-Stockton*	2-1	Mississippi State .....0-1	School of the Ozarks .....1-2	
Dakota Wesleyan	1-0	Mississippi Valley State .....0-3	Sewanee .....1-0	
Delta State	10-9	<b>Missouri</b> .....0-6	SMU .....0-2	
DePaul University	0-3	Missouri Baptist .....15-0	South Dakota State .....3-0	
Drake	0-1	<b>Missouri-Kansas City</b> .....6-2	South Florida .....0-2	
Drury College	5-5	Missouri-Rolla .....102-32	<b>Southeastern Louisiana</b> .....3-0	
Earlham College	1-1	Missouri State .....53-88	Southeastern Oklahoma .....1-0	
East Texas	1-0	Missouri-St. Louis .....26-11	Southern Arkansas .....1-0	
<b>Eastern Illinois*</b> .....22-20		Missouri Southern .....8-1	Southern California College .....1-0	
<b>Eastern Kentucky*</b> .....16-23		Missouri Western .....4-2	Southern Illinois .....43-68	
Eastern Michigan	0-2	Montana .....0-4	<b>Southern Illinois Edwardsville</b> .....13-4	
Eastern Tennessee State	1-0	Montana State .....1-2	Southern Indiana .....3-2	

\* Indicates opponents Southeast had to vacate one win against during the 2007-08 season.

2012-13 Opponents in Bold

» Series Records





Season Preview				Coaching Staff				Player Profiles				Year in Review						
Following are Southeast's Year-by-Year Results against OVC Opponents since joining the NCAA Division I level.				W	102-87*	Jacksonville State		1994-95	L	79-83*	L	73-76	L	60-88*				
				2002-03	L	75-84*	2003-04	L	64-79	L	55-83	1996-97	W	71-53	2007-08	W	84-74*+	
					L	73-85	2004-05	W	84-65	1995-96	L	77-81	W	78-75*	L	76-93		
				2003-04	W	84-64	2005-06	L	72-82	L	61-79*	1997-98	L	77-79*	2008-09	L	76-103	
					L	85-89*	L	67-80*	1996-97	L	75-77	W	60-59	L	75-91*			
Austin Peay				2004-05	W	79-60*	2006-07	L	67-70*	L	75-86*	1998-99	W	70-49	2009-10	L	73-82*	
					W	88-79	L	72-78	1997-98	L	66-101	W	61-54*	L	68-82			
1991-92	W	79-76*	2005-06	W	72-60	2007-08	W	81-80+	L	71-82*	1999-00	W	79-46*	2010-11	W	77-75		
	L	86-92		L	49-60*		L	83-86*	1998-99	L	70-71*	L	52-56	L	86-93*			
1992-93	W	90-68	2006-07	W	80-65*	2008-09	L	66-71	L	52-62	2000-01	W	88-57	2011-12	L	62-77		
	W	77-64*		L	69-77		L	68-78*		L	61-62^	L	94-96*	L	73-77^			
1993-94	L	69-75	2007-08	W	82-71+	2009-10	W	78-66*	1999-00	W	84-79	2001-02	L	82-94*	UT Martin			
	W	98-72*		L	70-90*		L	55-58		L	60-77*	L	65-72					
1994-95	L	63-79*	2008-09	L	63-83*	2010-11	W	76-67	2000-01	L	58-60*	2002-03	W	87-67*	1992-93	L	89-90	
	W	90-87		L	62-70		L	56-65 <sup>OT</sup> *		L	54-65	W	89-82	W	69-68*			
1995-96	L	69-82	2009-10	L	68-88	2011-12	W	74-56*	2001-02	L	72-85	2003-04	W	81-75*	1993-94	W	86-63*	
	L	71-84*		L	49-75*		L	59-69		L	86-92*	L	86-90	L	87-103			
1996-97	L	85-96	2010-11	W	78-75*	Morehead State			2002-03	W	78-68*	2004-05	L	101-105	1994-95	W	61-59	
	W	73-72*		W	70-64					L	65-71	W	85-68*	W	75-66*			
1997-98	W	73-61*	2011-12	W	80-73*	1991-92	W	85-74*	2003-04	L	74-80*	2005-06	W	70-69*	1995-96	W	71-61*	
	W	81-57		W	74-53		L	80-84		L	63-76	L	63-68	L	59-79			
	L	46-76^				1992-93	W	107-96*	2004-05	W	61-58	2006-07	L	72-75	1996-97	W	82-72*	
1998-99	W	74-65	Eastern Kentucky				L	85-92		L	57-61*	W	92-78*	L	62-92			
	W	87-71*					L	72-85	2005-06	L	68-81	2007-08	W	102-95*+	1997-98	L	82-91	
1999-00	W	62-60*	1991-92	W	76-74*	1993-94	L	72-85		L	69-76*	L	75-87	W	87-61*			
	L	64-67		L	69-83		L	80-94*		L	69-76*	L	75-87	W	87-61*			
2000-01	L	60-88	1992-93	W	79-63*	1994-95	L	72-74*	2006-07	W	96-85	2008-09	L	72-83*	1998-99	W	84-75*	
	L	72-77*		L	65-86		L	49-80		L	67-85*	L	82-87	W	60-49			
	L	70-72^	1993-94	L	62-86	1995-96	W	81-64	2007-08	L	51-79*	2009-10	W	74-66	1999-00	L	66-75	
2001-02	L	67-68*		L	75-84*		W	76-74*		L	85-86	L	67-74*	W	80-68*			
	L	47-80	1994-95	W	59-52*	1996-97	W	94-75	2008-09	L	55-80	2010-11	L	67-77*	W	76-74^		
2002-03	L	49-62		L	66-71		L	80-83		L	60-79*	L	52-57	2000-01	W	60-49*		
	L	56-63*	1995-96	L	73-89	1997-98	W	64-61	2009-10	L	61-80*	2011-12	L	72-75*	W	81-73		
2003-04	L	48-52*		L	76-79*		W	99-79*		L	68-80			2001-02	L	73-89		
	L	52-54	1996-97	W	70-68	1998-99	W	71-69*	2010-11	L	58-96	Tennessee Tech			W	78-51*		
2004-05	L	50-60		L	76-84		W	72-60		W	64-57*				1991-92	L	51-84	2002-03
	W	65-52*	1997-98	L	79-82	1999-00	W	80-59*	2011-12	L	73-81		L	78-88*	L	61-77		
2005-06	L	56-63*		W	97-78*		W	74-58		L	66-75*	1992-93	W	79-74*	2003-04	W	89-78*	
	L	62-73	1998-99	W	78-58*	2000-01	W	74-71	SIU Edwardsville				L	99-113	L	71-88		
2006-07	L	67-68		W	77-61		W	63-61*				1993-94	W	87-77*	2004-05	W	75-68	
	L	73-75*	1999-00	W	77-65*	2001-02	L	53-59*	1971-72	W	87-82*		W	89-83	W	72-52*		
2007-08	L	82-85		W	75-48		L	75-91		L	84-89	1994-95	L	58-97	L	60-72		
	W	121-116*	2000-01	W	65-59	2002-03	L	63-77	1975-76	L	75-99#		W	89-73*	L	55-66*		
2008-09	L	67-91*		W	81-70*		L	69-79*	1981-82	W	67-57	1995-96	W	81-78*	2006-07	W	81-79*	
	L	78-88	2001-02	W	95-75*		L	84-91^		W	87-61*		L	69-102	W	73-69		
2009-10	L	71-76 <sup>OT</sup>		W	81-74	2003-04	W	80-77*		W	81-62	1996-97	L	82-86	2007-08	L	71-90*	
	L	68-71 <sup>OT</sup> *	2002-03	W	93-77	2004-05	L	66-88	1984-85	W	101-64*		W	78-65*	L	85-98		
2010-11	L	60-78*		L	75-79*	2005-06	L	55-60*		W	63-58	1997-98	W	69-51*	2008-09	L	67-81*	
	L	52-75	2003-04	L	81-85*		L	59-62	1985-86	W	90-79*		L	57-77	L	73-86		
	L	60-76^	2004-05	L	72-83	2006-07	W	61-59	1986-87	L	62-72	1998-99	W	64-51	2009-10	W	77-63*	
2011-12	W	65-60*		L	52-69^		W	81-78*	1990-91	W	111-85*		L	62-68*	L	70-73		
	L	59-68	2005-06	W	68-62*	2007-08	L	78-82*	1998-99	W	78-35*	1999-00	W	84-79	2010-11	W	82-75*	
Eastern Illinois					L	51-80		L	63-75	2008-09	L	69-70*		W	61-50*	L	69-79	
				2006-07	W	88-74	2008-09	L	67-73*		W	68-49*	2000-01	L	68-70*	2011-12	W	73-71
					L	61-66*		L	67-79	2010-11	W	83-63		L	69-79	W	86-56*	
				2007-08	W	66-55*+	2009-10	L	40-80	2011-12	W	85-68*	2001-02	L	62-75*	* Game played in Cape Girardeau, Mo.		
					L	69-80		L	54-73*		W	85-72		L	67-92			
1997-98	L	78-81*	2008-09	L	71-74*	2010-11	L	63-76*	Tennessee State				L	58-73^	^ OVC Tournament Game			
	W	84-77		L	64-84		L	52-64				2002-03	W	75-71*				
1998-99	W	81-70	2009-10	L	63-79	2011-12	W	67-51*	1991-92	L	62-63	2003-04	L	69-71*	+ Indicates win which was vacated due to NCAA infractions in 2007-08.			
	W	92-70*		L	56-59*					W	76-66*		L	73-74				
	W	78-57^	2010-11	L	52-64*	Murray State			1992-93	L	70-95	2004-05	L	61-63				
1999-00	W	77-66*		L	64-77				1991-92	L	76-86		W	94-77*				L
	W	72-71		W	65-49^		W	80-75*	1993-94	L	83-94*		L	81-82*				
2000-01	L	71-83	2011-12	L	59-63	1992-93	L	95-111*		L	87-96	2005-06	L	65-79*				
	W	75-73*		W	75-65^		L	96-100	1994-95	L	80-83		L	76-87				
2001-02	L	74-84				1993-94	L	74-81	1995-96	W	66-64*	2006-07	L	76-91				
							L	95-96*		L	70-82*		L	80-87*				

## » OVC Series Results





# THIS IS THE OVC

## IN THIS SECTION ...

- » OVC History
- » OVC Map
- » 2011-12 OVC Team Statistics
- » 2011-12 OVC Individual Statistics
- » 2013 OVC Tournament
- » 2012-13 Composite Schedule







# SOUTHEAST MISSOURI BASKETBALL

## Season Preview

## Coaching Staff

## Player Profiles

## Year in Review

**N**ow in its 65th year, the Ohio Valley Conference continues to build on the success that has made it the nation's eighth-oldest NCAA Division I conference.

In May 2011 the Conference expanded for the second time in four years, adding Belmont University which begins competition in the 2012-13 academic year. The addition of Belmont gives the OVC 12 members, the most the league has had at one time in its illustrious history. The move added a second team in the city of Nashville and was the first addition to the league since Southern Illinois University Edwardsville joined in 2008.

The 2009-10 school year saw a change in leadership as Beth DeBauche was named the seventh full-time Commissioner in league history on July 28, 2009. She is currently one of just five females to be the head of a Division I conference, and one of just eight to lead a Division I conference all-time. The last three commissioners of the OVC have moved onto jobs as the commissioner of the Big Ten, Big 12 and the Mid-American Conferences.

The OVC's proud history dates back to 1948, but seeds for the new league were actually planted in 1941. It was then that Roy Stewart, the athletics director at Murray State, Charles "Turkey" Hughes, the athletics director at Eastern Kentucky, and Kelly Thompson, the public relations director at Western Kentucky, first broached the idea of forming a new conference. Discussions were put on hold by World War II, but reemerged Feb. 27-28, 1948 at the Kentucky Hotel in Louisville as the three original institutions combined with Morehead State, Louisville and Evansville to form the OVC.

In the 1950s, the OVC became a pioneer on a much more significant scale socially. During times of racial segregation, league member Morehead State became one of the first non-traditionally black mid-southern institutions to accept a black student. In 1958, Marshall Banks earned athletically-related aid at Morehead, which signed a second black athlete, Howard Murphy, a year later. In 1961, Murphy earned all-conference recognition as a halfback in football. With racial barriers broken, the rest of the institutions in the league began to provide educational and athletic opportunities to African-Americans.

Through the past 64 years, 15 teams have

won or shared the league's football title. The list is led by Eastern Kentucky, winner of 21 outright or shared football crowns (including sharing the title in 2011), which is tied for the most in Football Championship Subdivision history (with Massachusetts). Among OVC teams, former member Middle Tennessee is next with 11 titles, followed by Tennessee Tech with 10, and Murray State and former member Western Kentucky with eight apiece. Eastern Illinois State has three, while Morehead State, Tennessee State and former members Evansville and East Tennessee State have captured two apiece. Austin Peay, Southeast Missouri (which captured its first crown in 2010), UT Martin and former member Youngstown State have one title apiece.

Murray State and Evansville tied for the initial football championship, and the Racers participated in the first-ever bowl game by an OVC team, tying Sul Ross State 21-21 in the 1948 Tangerine Bowl. From 1948 to 1975, OVC teams played in 15 bowl games, winning eight of them. Eastern Kentucky and Western Kentucky were also participants in the NCAA Division II playoffs in the early and mid-1970s prior to the NCAA's reclassification of football programs into Division I-AA. The term "I-AA" lasted until the end of the 2006 season when it was changed to Division I Football Championship Subdivision (FCS).

The first Division I-AA/FCS football playoff was held in 1978 with only four teams, which is the only year through present day that the OVC did not field a playoff representative. In 1979, four of the nation's top teams were invited to the playoffs, and two of them - Eastern Kentucky and Murray State - were from the OVC. Murray dropped its semifinal game to Lehigh, but the Colonels nipped Nevada-Reno in double overtime and claimed the national championship a week later with a 30-7 victory over Lehigh. EKV was coached by former All-America quarterback Roy Kidd, who was in his 16th year at the helm of his alma mater and who skippered the Colonels to a second national title three years later. Following the 2002 season, Kidd retired after 39 years at EKV; upon retirement, he ranked sixth all-time among Division I coaches with 315 victories, earning him a spot in the College Football Hall of Fame. EKV's 20 FCS playoff appearances are the second for the most all-time (behind

only Montana).

In addition to Kidd, other coaching legends in the OVC include Charles "Bubber" Murphy, who coached at Middle Tennessee from 1947-1968, Western Kentucky's Jimmy Feix (1968-83), Wilburn Tucker (1954-67) and Don Wade (1968-82) of Tennessee Tech, Bill Ferguson (1967-77) of Murray State, Guy Penny (1959-67) of Morehead State and Boots Donnelly (1977-78 at Austin Peay; 1979-1998 at Middle Tennessee). Following the 2011 season Eastern Illinois head coach Bob Spoo retired following 25 years at the school (the last 16 as members of the OVC). In his time as an OVC coach he compiled 92 total victories (fifth-most in league history) and 68 OVC wins (fourth-most in league history) and was inducted into the OVC Hall of Fame in 2012.

A sampling of former OVC football stars, some of whom were All-Americans during their collegiate careers before achieving stardom at the professional ranks, include Jim Youngblood and Larry Schreiber (Tennessee Tech), Phil Simms (Morehead State), Virgil Livers and Dale Lindsey (Western Kentucky), Myron Guyton and Chad Bratzke (Eastern Kentucky), Cortland Finnegan (Samford) and Tony Romo (Eastern Illinois). In 2008, former Tennessee State standout Dominique Rodgers-Cromartie became just the fourth NFL First Round draft pick in OVC history when he was selected 16th overall by the Arizona Cardinals. He would break into the starting lineup halfway through his rookie season and started at cornerback for the Cardinals in Super Bowl XLIII. The OVC has had at least one former player named a NFL Pro Bowl selection in four of the past six seasons.

The 2007 season marked a return to scholarship football and the OVC for the Austin Peay Governors. Following the 1996 season the Governors dropped scholarship football and competed as both an independent (1997-00, 2006) and as a member of the Pioneer Football League (2001-05).

The 2007 season also brought new vernacular to the Ohio Valley Conference and the division formerly known as I-AA. Beginning with the 2006 National Championship game the term I-AA was changed to NCAA Football Championship Subdivision (FCS) in a decision by the Division I Board of Directors. The new label was chosen to communicate in a positive and clear manner the unique differ-

## » OVC History





## Opponents

ences between Division I football categories (chiefly, the post-season opportunity) while still defining them within the Division I experience. The FCS includes programs that compete in an effort to participate in the NCAA championship postseason structure (one of 89 NCAA national championships) as opposed to the Football Bowl Subdivision (FBS) which competes in an effort to participate in the post-season bowl system (the 35 NCAA-licensed events which includes the Bowl Championship Series).

In 2010 Southeast Missouri State, picked to finish seventh in the preseason poll, compiled a 7-1 Conference record on the way to its first OVC Championship since joining the league in 1991. Overall the Redhawks were 9-2 during the regular season and earned a berth in the FCS Playoffs, its first playoff berth at any level in the program's 104-year history. Southeast would lose to eventual national champion Eastern Washington in the second round of the playoffs. Head coach Tony Samuel capped the year by winning the Sports Network's Eddie Robinson Award, given to the National Coach of the Year. Samuel was the second OVC coach to win the award (joining Murray State's Houston Nutt who won the award in 1995).

For only the second time in league history in 2011, three teams shared the OVC football championship, as Eastern Kentucky, Jacksonville State and Tennessee Tech finished with 6-2 records. The only other time in league history more than two champions were crowned at the end of the year was 1962 (when four teams shared the crown).

Football wasn't the only sport in which the OVC was quickly gaining respect. In 1955, the OVC became only the second six-member league nationally to earn an automatic bid to the prestigious NCAA Men's Basketball Tournament, which, at that time, was limited to only 24 participants. The Conference quickly proved worthy of that bid, as Morehead State defeated Marshall (107-92) and Wayne State (95-84) in the 1956 tournament.

Fifteen years later, former OVC member Western Kentucky became the first and only Conference team to reach the Final Four. The Hilltoppers defeated Jacksonville, Kentucky and Ohio State before losing to Villanova in double overtime in the national semifinals. WKU went on to finish in third place after beating Kansas 77-75 in the consolation game.

## This is the OVC

Since that time, the OVC has recorded some of the biggest upsets in the history of the NCAA Tournament. Perhaps the most famous moment came in 1987, when Austin Peay came from fourth place in the regular season to win the OVC Tournament and earn the league's automatic bid. The Governors drew powerful Illinois, and were such big underdogs, that ESPN broadcaster Dick Vitale promised to stand on his head if APSU won the game. After a 68-67 victory over the Illini, and a narrow 90-87 overtime loss to eventual Final Four participant Providence in the second round, Vitale made good on his promise in a visit to Clarksville two months later.

Murray State added to the OVC's string of upsets in 1988 when it knocked off 14th-ranked North Carolina State, 78-75. The Racers' M&M Boys - Jeff Martin and Don Mann - combined for 39 points in the win. MSU nearly went on to the Sweet 16 that year, losing to eventual national champion Kansas, 61-58. A bank shot by Mann that would've given the Racers a one-point lead rolled off the rim with three seconds left. In 1990 as a No. 16 seed, Murray State took No. 1 seed Michigan State into overtime before falling 75-71; that game still marks the closest a No. 16 seed has come to knocking off a No. 1 in men's tournament action. More recently, Murray State has dominated the OVC Tournament, reaching the championship game every year in the 1990's. The Racers' 15 OVC Tournament Championships are the most among all OVC schools.

After former member Middle Tennessee State won a first round game in 1989, the league had a drought as no other OVC team won a NCAA Tournament game for the next 19 years. But Morehead State, coming off a thrilling double overtime OVC Tournament victory over Austin Peay, topped Alabama State 58-43 in the Opening Round game at Flyer Arena in Dayton, Ohio. The game was played in front of an Opening Round record crowd of 11,346; that crowd included many MSU fans who made the three-hour drive from Morehead for the game. The Eagles season would come to an end three days later when they lost to No. 1 overall seed Louisville, despite playing the Cardinals close for a majority of the game.

In 2009-10, Murray State made OVC history by winning a record 31 games (31-5) on its way to the league's regular season and tournament championships. In the first round

## Records & History

of the NCAA Tournament, the No. 13 seed Racers topped Vanderbilt in thrilling fashion when senior Danero Thomas hit a jumper as time expired to lift MSU to a 66-65 victory. It marked the first OVC team to advance to the second round of the NCAA Tournament since 1989, and snapped a skid of 71-straight losses to Southeastern Conference foes (dating back to 2000-01). In the second round the Racers pushed eventual national runner-up Butler to the brink before losing 54-52.

In 2010-11 Morehead State would make it three NCAA Tournament wins in as many years for the league and got a bit of revenge for the 2009 tournament loss to Louisville in the process. After finishing second in the regular season and winning the OVC Tournament Championship, the No. 13 seeded Eagles were shipped to Denver to play the in-state foe Cardinals. MSU jumped out to a 15-2 advantage but were down four points (61-57) with just over a minute to play in regulation. After two free throws from two-time OVC Player of the Year Kenneth Faried, the Eagles held for one final shot attempt and senior Demonte Harper pulled up off a cross-over dribble to nail a 3-pointer with 4.3 seconds left that gave Morehead State a 62-61 lead. UofL had one last attempt but Faried blocked the Cardinals last shot, giving MSU the win, its first over Louisville since the 1956-57 season.

In 2011-12 Murray State put together one of the greatest seasons in OVC history, beginning the year 23-0 (an all-time OVC best) and being ranked as high as No. 7 in the coaches poll on Feb. 6. The squad was the first OVC team to be nationally-ranked since Murray State was ranked in 1997-98; in addition the top 10 ranking was the first for an OVC team since the 1970-71 campaign (WKU). The Racers would top nationally-ranked Memphis and Saint Mary's during the season and win the league's regular season and tournament championships. MSU earned a No. 6 seed in NCAA Tournament, the highest-ever seed for an OVC team since the NCAA began seeding the field in 1979. The Racers would top Colorado State 58-41 in the second round before falling to Marquette in the third round. Murray State would win 31 games overall, tying the OVC all-time record the Racers set in 2009-10.

The OVC has now won NCAA Tournament games in four-straight seasons, something

## This is Southeast

### » OVC History





## Season Preview

that has never happened in league history (three-game winning streaks from 1960-62 and 1987-89 had been the previous best streaks). Over that time period (2009-12) the OVC is one of just nine conferences nationally to win a NCAA Tournament game in each season and one of only three non-BCS leagues (joining the Atlantic 10 and WCC) to do so.

During the 2010-11 year Faried, the nation's leading rebounder during the season, became the NCAA's Modern Era (since 1973) career rebounding leader, totaling 1,673 rebounds which passed Tim Duncan for the record (he is 11th all-time in NCAA history). Faried also finished his career with 86 double-doubles, second all-time to only Duncan. He is one of only six players in NCAA history to finish with 2,000-plus career points (2,009) and 1,600-plus career rebounds. Faried was drafted 22nd overall by the Denver Nuggets in the 2011 NBA Draft, becoming the first OVC player selected in the first round since Tennessee State's Carlos Rogers 1994.

Through its 64 years, 12 teams have won or shared the league's regular season men's basketball title. Murray State heads the list with a Conference-record 23 outright or shared basketball crowns. Other past champions include former member Western Kentucky (19), Morehead State (9), Austin Peay (8), Eastern Kentucky (6), Tennessee Tech (5), former member Middle Tennessee (5), Tennessee State (2), former member East Tennessee State (2), Southeast Missouri State (1), UT Martin (who won its first in 2008-09) and former member Akron (1).

Among the coaching greats in men's basketball have been Western Kentucky's E.A. Diddle, who retired with 759 victories and 10 OVC titles; John Oldham, who was a member of the very first All-OVC squad and went on to win seven OVC crowns during his coaching tenure at Tennessee Tech and Western Kentucky; Paul McBrayer, who guided Eastern Kentucky to 219 wins and three OVC crowns; and Cal Luther, who is the only person in Conference history to win men's basketball Coach of the Year honors at two league schools - Murray State and UT Martin. Current Austin Peay head coach Dave Loos became the winningest coach in OVC history in 2009-10, netting his 319th victory and passing Luther on the all-time list. Loos enters the 2012-13

## Coaching Staff

season with 363 victories.

There have been an equal number of great players including Western Kentucky's Clem Haskins, who is the only three-time OVC Player of the Year. Several players have won OVC Player of the Year honors twice: Western Kentucky's Jim McDaniels (1969-70 and 1970-71), Murray State's Les Taylor (1971-72, 1972-73), Jeff Martin (1987-88, 1988-89), Popeye Jones (1989-90, 1990-91) and Marcus Brown (1994-95, 1995-96), Austin Peay's Otis Howard (1976-77, 1977-78), Middle Tennessee's Jerry Beck (1980-81, 1981-82), Akron's Joe Jakubick (1982-83, 1983-84), Tennessee State's Carlos Rogers (1992-93, 1993-94), UT Martin's Lester Hudson (2007-08, 2008-09) and Morehead State's Kenneth Faried (2009-10, 2010-11).

The OVC also has the honor of being the only conference to boast the nation's leaders in scoring, rebounding and assists all in one season. That feat was accomplished in 1991-92 by Morehead State's Brett Roberts (28.1 ppg), Murray State's Popeye Jones (14.4 rpg) and Tennessee Tech's Van Usher (8.8 apg).

In 2007-08, UT Martin guard Lester Hudson became the first men's Division I player to record a quadruple-double in a game, when he registered 25 points, 12 rebounds, 10 assists and 10 steals in a victory over Central Baptist College. Hudson, who ranked fourth in scoring nationally as a junior, returned for his senior season in 2008-09 and was second nationally in scoring (behind Davidson's Stephen Curry) at 27.5 points a contest. Hudson earned numerous honors (including OVC Player of the Year and OVC Male Athlete of the Year in each 2008 and 2009 and All-American status from several outlets) before being drafted by the Boston Celtics with the No. 58 pick of the 2009 NBA Draft.

In the late 1970s, women's athletics began somewhat of a rebirth on the national scene as the NCAA began sponsoring and marketing women's sports. Recognizing the need to provide increased opportunities for female athletes, the OVC established women's championships in the sports of basketball, tennis and track in 1977, with cross country and volleyball added over the next four years. Those sports were initially governed by the Association of Intercollegiate Athletics for Women (AIAW), but the overall strength of women's programs in the league was demonstrated by the automatic bids

## Player Profiles

the OVC instantly received when the NCAA became the governing body in 1982.

Women's basketball in the OVC has been dominated by Tennessee Tech, which has won or shared 17 regular-season titles and owns nine OVC Tournament crowns. In fact, the Golden Eagles have reached the championship game of the OVC Tournament 21 times in the past 31 years. Although Tennessee Tech remains the standard-bearer, five other teams have won 13 of the last 19 OVC Tournaments. UT Martin became the latest program to add its name to the list, capturing its first OVC Tournament title in 2011 and repeating as champions in 2012. Austin Peay leads the group with seven crowns including four-straight from 2000-03 and back-to-back titles in 2009 and 2010, while Tennessee State, Eastern Kentucky, Murray State and Southeast Missouri each have won titles during that span.

Several coaches have made their mark in the relatively short history of OVC women's basketball. Former Tennessee Tech coach Marynell Meadors posted an amazing 363-139 (72.3%) record at Tech, becoming the first woman in NCAA or AIAW history to win 300 games at the same institution, while former Tennessee State skipper Teresa Phillips earned National Coach of the Year honors from USA Today in 1990 for turning around the Lady Tigers' program before going on to lead TSU to the NCAA Tournament in 1994 and 1995. Tennessee Tech coach Bill Worrell capped a stellar 20-year career in 2005-06 and was inducted into the OVC Hall of Fame in 2007; he compiled a 408-190 record while leading the Golden Eagles to an unprecedented 16 OVC regular-season titles and eight NCAA Tournament appearances, including five straight from 1989-93. Larry Joe Inman, who retired at the conclusion of the 2007-08 season and was inducted into the OVC Hall of Fame in 2009, won more than 100 games at both Middle Tennessee and Eastern Kentucky, and earned OVC Coach of the Year honors a record eight times - five times at ECU and three at MTSU. Inman came out of retirement to take the Tennessee State job and will be in his first year with the TSU program in 2012-13.

Many great players have graced the hardwood over the years, including former OVC Players of the Year Brooke Armistead and Gerlonda Hardin from Austin Peay, Pam Chambers, Jerilyn Harper, Cheryl Taylor,

## » OVC History





## Opponents

Angela Moorehead, Roschelle Vaughn, Diane Seng, Janet Holt and Emily Christian from Tennessee Tech; Morehead State's Donna Murphy, Priscilla Blackford and Chynna Bozeman; Eastern Kentucky's Kim Mays; Southeast Missouri's Gray C. Harris; and Murray State's Ashley Hayes.

Bozeman finished her collegiate career in 2010-11 by winning her second consecutive OVC Player of the Year award. Her 2,170 points ranks her eighth all-time in OVC history, her 377 made career 3-pointers is first in OVC history and sixth in NCAA history and her 1,096 career 3-point attempts ranks first in OVC history and second in NCAA history.

Morehead State center Brittany Pittman set new school, league and NCAA standards for blocked shots in 2008-09. Pittman swatted 164 shots during the season, setting a new NCAA single-season record (which has since been broken). During the campaign, only her second with the Eagles, she also set career block records for both Morehead State and the OVC (287).

The league also had another historical moment in November 2008 when the NCAA awarded Nashville the 2014 NCAA Women's Division I Final Four. The OVC will serve as the host of the prestigious event, which is one of the biggest sporting events the city of Nashville can host. The event will be held at Bridgestone Arena in downtown Nashville.

Over its 64 years, OVC teams have garnered national championships and bowl games in football, along with national team or individual titles in the sports of rifle, cross country, track and golf.

The OVC has also produced several Olympic athletes, including Murray State's Morgan Hicks, who was a member of the 2004 United States Olympic Rifle Team and Morehead State's Brian Shimer who competed in five Winter Olympics in bobsled (winning a bronze medal in 2002) and coached the 2010 United States bobsled team to its first gold medal since 1948. In addition, some of the greatest players in professional sports were educated at OVC institutions. The list includes former greats such as football's Phil Simms (Morehead State), basketball's Clem Haskins (Western Kentucky) and Bubba Wells (Austin Peay) and two-sport star Steve Hamilton (Morehead State) to present-day standouts like basketball player Trenton Hassell (Austin Peay), football player

## This is the OVC

Tony Romo (Eastern Illinois) and baseball players George Sherrill (Austin Peay) and Jon Rauch (Morehead State). Hamilton is the only athlete to ever play in the NCAA Basketball Championship, a Major League Baseball World Series (New York Yankees) and a NBA Championship Series (Los Angeles Lakers).

The OVC's first volleyball tournament was held in 1981, the same year Eastern Kentucky began a string of six straight tournament crowns. Former EKV skipper Dr. Geri Polvino compiled a 627-439 record in 32 seasons as head coach of the Colonels, earning OVC Coach of the Year honors eight times. More recently, former Austin Peay coach Cheryl Holt and former Southeast Missouri skipper Cindy Gannon also earned their peers' recognition multiple times with four awards each.

Throughout the last 29 years, 10 different teams have won an OVC regular-season or tournament volleyball crown. Since joining the league in 1991, Southeast Missouri has dominated the scene, winning seven of its eight regular-season titles during the 1990's, including five straight from 1993-97. The Redhawks have also won five tournament crowns (1994, 1996, 1998, 1999 and 2000). Jacksonville State won back-to-back OVC Tournament Championships (2005, 2006) including going through the OVC undefeated (16-0) in 2006 and winning a NCAA Tournament match in 2010, the league's first NCAA victory since 2000.

Following the 2007 season, Jacksonville State's Abbey Breit was named the OVC Offensive Player of the Year for the third-straight season, becoming the first player in OVC history to accomplish that feat. Four other individuals - Eastern Kentucky's Angela Boykins (1985-86), Morehead State's Dayle Hammontree (1988-89), Southeast Missouri's Tuba Meto (1996-97) and Morehead State's Amy Almond (2001-02) - were back-to-back winners of the award.

In 2007, Eastern Kentucky's Jacob Korir won his fourth straight Conference cross country title becoming just the third OVC student-athlete and 13th athlete nationally to accomplish that feat. Korir was a three-time All-American in cross country, earning two top-10 finishes at the NCAA Cross Country Championship. The Nairobi, Kenya, native was also named a track and field All-American twice during his career, was selected as the OVC Male Athlete of the Year in 2006-07 and

## Records & History

received the NCAA post graduate scholarship in 2008.

In 2011 the Eastern Kentucky men's cross country earned a national ranking in the USTFCCCA poll, climbing to as high as No. 17; the ranking was the highest for an OVC team since the polls began in the early 1980s. The EKV men would win its record 20th OVC Championship and later qualify for the NCAA Championship, becoming the first OVC team to reach the national championship meet since 1980. Eastern Kentucky finished 26th overall at the event as junior Soufiane Bouchikhi finished 47th in a field of 252 runners. On the women's side Eastern Kentucky senior Lydia Kosgei became the first EKV woman to ever qualify for the NCAA Championship and went on to finish 37th at the national meet, marking the second-highest finish for a female in OVC history, and also earning All-American honors.

In 2007 the Conference had two teams in the NCAA Women's Soccer Tournament for the first time in league history, as former OVC member Samford earned an at-large selection while Southeast Missouri was the Conference's automatic bid.

In 2009 it was OVC softball that accomplished several firsts as UT Martin (tournament champion) and Jacksonville State (at-large) were each selected for the NCAA Championship. Jacksonville State would take it a step farther by winning the Knoxville Regional (beating No. 13 national seed Tennessee along the way) to become the first OVC softball program to advance to a Super Regional. Jax State would fall to No. 4 Alabama in that Super Regional but finished the season 43-16 (19-2 OVC) and ranked 21st nationally in the ESPN.com/USA Softball poll and 24th nationally in the USA Today/NFCA poll.

The league's baseball presence has continued to evolve since its inception. The OVC baseball tournament moved to a neutral site for the first time in 2001 with Paducah, Ky. and Brooks Stadium hosting the tournament in front of raucous crowds. The success of the tournament led to Jackson, Tenn. and Pringles Park - the home of the Seattle Mariner's Class AA affiliate - hosting the event for the first time in 2010.

The OVC also has made a statement in the NCAA Baseball Championship in recent years, with its teams involved in several memorable

## » OVC History





# SOUTHEAST MISSOURI BASKETBALL

Season Preview	Coaching Staff	Player Profiles	Year in Review
----------------	----------------	-----------------	----------------

contests in the last decade. Tennessee Tech surprised Wake Forest in the opening round of the 2001 tournament and Southeast Missouri stunned host Alabama in the opening round of the 2002 championship. Five years later, Austin Peay captured the collegiate baseball world's attention by taking Vanderbilt, the 2007 No. 1 overall seed, to extra innings. Eastern Illinois pushed host Nebraska to the limit in 2008 followed by Tennessee Tech's memorable contest against host Clemson in 2009.

After not making the OVC Tournament field in either 2009 or 2010, Austin Peay, who was picked to finish seventh in the preseason poll, won the regular season and tournament championships to garner its fourth NCAA Tournament appearance. In the first game of NCAA Regional play the Govs knocked off host and No. 1 seed Georgia Tech 2-1.

In 2012 Austin Peay completed a "repeat squared" (back-to-back regular season and tournament championships) for the first-time in OVC history. The Govs would go on to top Indiana State and Cal State Fullerton at the Eugene Regional, before falling to host Oregon in the regional final. In marked the first-time since the 2000 season (Middle Tennessee) that an OVC team had won multiple NCAA Tournaments games in the same season. Overall OVC teams have won at least one game in the NCAA regional round in four of the last six years.

A first in the OVC occurred in 2008, when the league had a first round draft pick in both the NFL (Tennessee State's Dominique Rodgers-Cromartie) and Major League Baseball (Eastern Kentucky's Christian Friedrich) Drafts in the same school year. A year later (2009) the league had a Major League Baseball First Round Compensation Round pick (Eastern Illinois' Tyler Kehler who was No. 48 overall) and NBA Second Round pick (UT Martin's Lester Hudson) in the same season.

In 2010 a record 13 OVC baseball players were selected in Major League Baseball's First-Year Player Draft.

The playing field is not the only place where OVC athletes are working hard. The league also recognizes excellence in the classroom. Six Scholar-Athlete Awards are presented yearly to male and female athletes, while others are commended for their academic success by being Medal of Honor recipients or earning

a spot on the Commissioner's Honor Roll. Additionally, the league annually presents one institutional Academic Achievement Award, as well as separate team awards in each Conference-sponsored sport. Since the College Sports Information Directors of America (CoSIDA) Academic All-America program began, the Ohio Valley Conference has had 211 student-athletes honored with the award, including 32 over the last three years (2009-10, 2010-11, 2011-12).

Through the early years of the league, administrators wrestled with fan behavior due to the close proximity of the Conference members and the intense rivalries which developed. Just as it did decades ago, the OVC took the leadership role on what has become a national issue. In 1995, the OVC implemented a first-of-its-kind "Sportsmanship Statement," a policy which promotes principles of fair play, ethical conduct and respect for one's opponent. The statement has become a model for others to follow across the nation, and has answered the challenge of the NCAA Presidents Commission to improve sportsmanship in collegiate athletics.

Additionally, the OVC annually presents the Steve Hamilton Sportsmanship Award, in honor of the former Morehead State student-athlete, coach and athletics director, to a junior or senior student-athlete with significant athletic contributions who best exemplifies the characteristics of sportsmanship and citizenship. Most recently, the Conference has also implemented the OVC Institutional and Team Sportsmanship Awards, which are presented to one institution and 18 sport-specific teams voted by their peers to have best exhibited the standards of sportsmanship and ethical conduct as outlined by the OVC and NCAA.

The vision of leadership demonstrated by the Founding Fathers in 1948 remains alive today as the Ohio Valley Conference prepares for the future. One example is in regard to the current trend in collegiate athletics administration for increased involvement of university presidents in setting policies and making rules. The presidents of OVC institutions, however, have always governed the Conference, long before presidential governance became a national theme.

The Ohio Valley Conference sponsors the following sports: baseball, basketball, cross country, football, golf, tennis and track for men,

and basketball, cross country, golf, soccer, softball, tennis, track and volleyball for women. In addition, the OVC also sponsors the combined men's and women's sport of rifle.

Now in its seventh decade of competition, the Ohio Valley Conference has grown significantly from its humble beginnings while increasing the number of athletics opportunities it provides for students. Current league representatives include charter members Eastern Kentucky University, Morehead State University and Murray State University, along with Austin Peay State University, Belmont University, Eastern Illinois University, Jacksonville State University, Southeast Missouri State University, Southern Illinois University Edwardsville, Tennessee State University, Tennessee Technological University and the University of Tennessee at Martin.

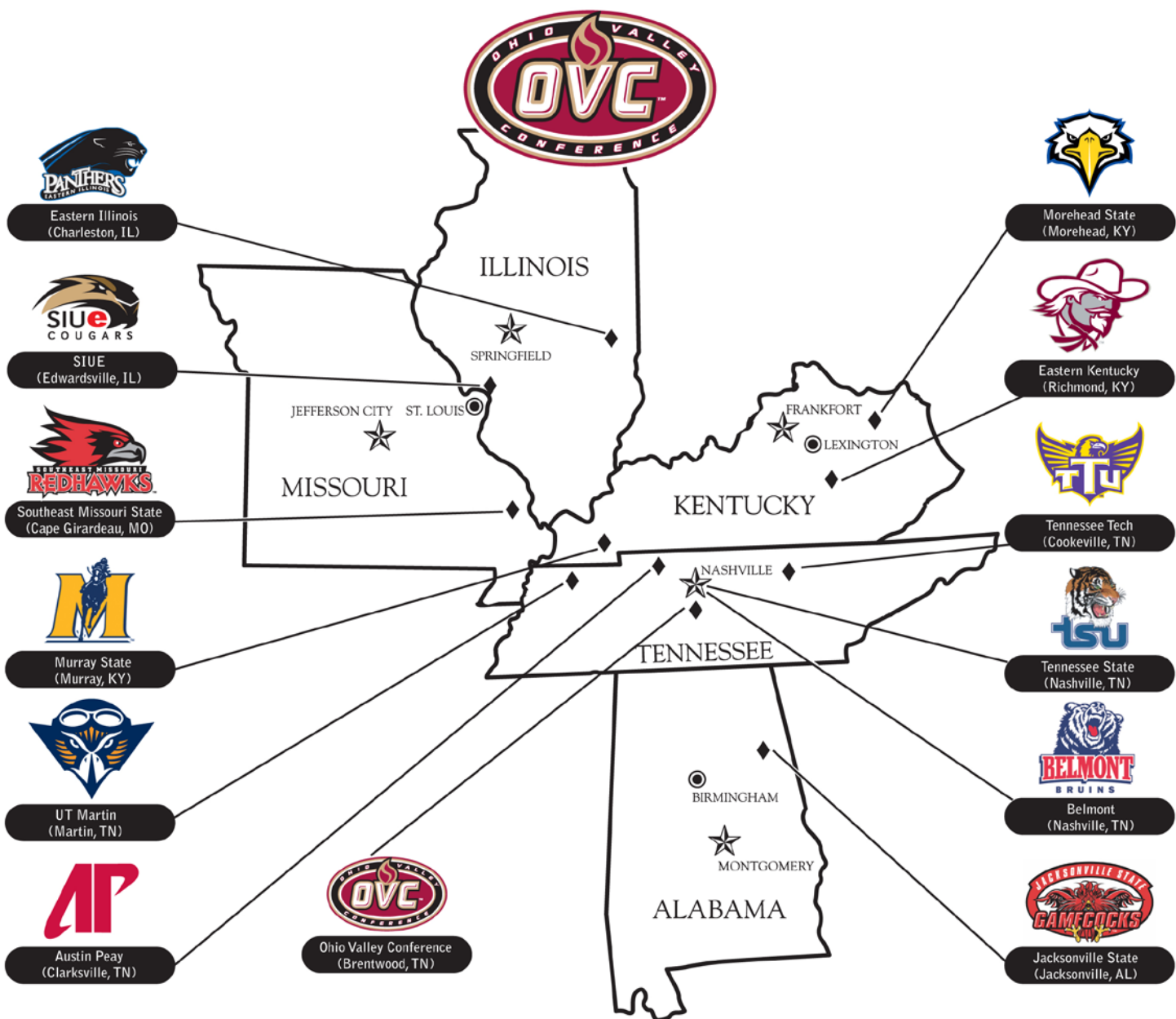




Opponents	This is the OVC	Records & History	This is Southeast
-----------	-----------------	-------------------	-------------------

## Ohio Valley Conference

215 Centerview Drive, Suite 115  
Brentwood, TN 37027  
Phone: (615) 371-1698 | Fax: (615) 371-1788  
OVCSports.com







# SOUTHEAST MISSOURI BASKETBALL

Season Preview	Coaching Staff					Player Profiles			Year in Review			
----------------	----------------	--	--	--	--	-----------------	--	--	----------------	--	--	--

2011-12 Standings	OVC	Pct.	PF	PA	Overall	Pct.	PF	PA	Home	Away	Neutral	Streak
Murray State	15-1	.938	75.2	62.9	31-2	.939	73.1	60.6	13-1	13-0	5-1	L1
Tennessee State	11-5	.688	70.9	67.4	20-13	.606	68.2	66.6	11-2	7-9	2-2	L2
Morehead State	10-6	.625	60.6	58.3	18-15	.545	62.7	61.2	9-4	6-9	3-2	L1
Tennessee Tech	9-7	.563	73.2	70.5	19-14	.576	71.7	71.4	9-5	7-8	3-1	L2
<b>Southeast Missouri</b>	<b>9-7</b>	<b>.563</b>	<b>71.2</b>	<b>66.8</b>	<b>15-16</b>	<b>.484</b>	<b>70.7</b>	<b>70.0</b>	<b>10-4</b>	<b>4-11</b>	<b>1-1</b>	<b>L1</b>
Jacksonville State	8-8	.500	65.2	62.8	15-18	.455	64.9	63.8	9-4	3-10	3-4	L1
Austin Peay	8-8	.500	70.6	69.2	12-20	.375	69.2	72.6	8-5	4-12	0-3	L1
Eastern Kentucky	7-9	.438	66.3	68.8	16-16	.500	66.3	66.2	11-3	4-11	1-2	L1
SIU Edwardsville	6-10	.375	67.1	72.4	10-17	.370	65.7	71.3	7-6	3-9	0-2	W1
Eastern Illinois	5-11	.313	59.5	66.6	12-17	.414	65.4	68.4	7-7	5-10	0-0	L3
UT Martin	0-16	.000	63.2	77.5	4-27	.129	62.7	75.1	2-12	2-15	0-0	L3

# - OVC Regular-Season Champion \* - NCAA Tournament Participant

Scoring Offense	G	W-L	Pts	Avg/G	Free Throw Pct	G	FTM	FTA	Pct	3-Point FG Pct	G	3FGM	3FGA	Pct
Murray State	33	31-2	2412	73.1	Eastern Illinois	28	373	493	.757	SIU Edwardsville	27	182	459	.397
Tennessee Tech	33	19-14	2365	71.7	Morehead State	33	453	608	.745	Murray State	33	239	604	.396
<b>Southeast Missouri</b>	<b>31</b>	<b>15-16</b>	<b>2192</b>	<b>70.7</b>	Eastern Kentucky	32	404	551	.733	<b>Southeast Missouri</b>	<b>31</b>	<b>181</b>	<b>490</b>	<b>.369</b>
Austin Peay	32	12-20	2216	69.2	Murray State	33	551	761	.724	Morehead State	33	215	599	.359
Tennessee State	33	20-13	2250	68.2	Tennessee Tech	33	540	758	.712	Tennessee Tech	33	179	511	.350
Eastern Kentucky	32	16-16	2123	66.3	UT Martin	31	416	592	.703	Tennessee State	33	203	587	.346
SIU Edwardsville	27	10-17	1775	65.7	Tennessee State	33	499	724	.689	Eastern Illinois	29	147	430	.342
Eastern Illinois	29	12-17	1896	65.4	Jacksonville State	33	503	742	.678	Eastern Kentucky	32	231	681	.339
Jacksonville State	33	15-18	2143	64.9	Austin Peay	32	493	735	.671	Austin Peay	32	139	433	.321
Morehead State	33	18-15	2070	62.7	SIU Edwardsville	27	341	521	.655	UT Martin	31	125	437	.286
UT Martin	31	4-27	1943	62.7	<b>Southeast Missouri</b>	<b>31</b>	<b>373</b>	<b>592</b>	<b>.630</b>	Jacksonville State	33	144	533	.270

Scoring Defense	G	Pts	Avg/G	Field Goal Percentage	G	FGM	FGA	Pct	3-Point FG Pct Defense	G	3FGM	3FGA	Pct
Murray State	33	2001	60.6	<b>Southeast Missouri</b>	<b>31</b>	<b>819</b>	<b>1724</b>	<b>.475</b>	Murray State	33	140	480	.292
Morehead State	33	2018	61.2	Murray State	33	811	1732	.468	SIU Edwardsville	27	157	499	.315
Jacksonville State	33	2106	63.8	Tennessee Tech	33	823	1771	.465	Eastern Kentucky	32	168	530	.317
Eastern Kentucky	32	2117	66.2	Austin Peay	32	792	1781	.445	Jacksonville State	33	139	434	.320
Tennessee State	33	2199	66.6	SIU Edwardsville	27	626	1419	.441	Morehead State	33	223	654	.341
Eastern Illinois	29	1984	68.4	Tennessee State	33	774	1773	.437	Tennessee State	33	222	623	.356
<b>Southeast Missouri</b>	<b>31</b>	<b>2170</b>	<b>70.0</b>	Eastern Illinois	29	688	1579	.436	UT Martin	31	166	457	.363
SIU Edwardsville	27	1924	71.3	Eastern Kentucky	32	744	1715	.434	Eastern Illinois	29	188	505	.372
Tennessee Tech	33	2357	71.4	Morehead State	33	701	1621	.432	Tennessee Tech	33	219	588	.372
Austin Peay	32	2324	72.6	Jacksonville State	33	748	1761	.425	Austin Peay	32	214	572	.374
UT Martin	31	2327	75.1	UT Martin	31	701	1698	.413	<b>Southeast Missouri</b>	<b>31</b>	<b>187</b>	<b>485</b>	<b>.386</b>

Scoring Margin	G	Off	Def	Margin	Field Goal Pct Defense	G	FGM	FGA	Pct	Rebounding Offense	G	Rebounds	Avg/G
Murray State	33	73.1	60.6	+12.5	Murray State	33	730	1749	.417	<b>Southeast Missouri</b>	<b>31</b>	<b>1090</b>	<b>35.2</b>
Morehead State	33	62.7	61.2	+1.6	Jacksonville State	33	701	1624	.432	Tennessee State	33	1127	34.2
Tennessee State	33	68.2	66.6	+1.5	<b>Southeast Missouri</b>	<b>31</b>	<b>746</b>	<b>1701</b>	<b>.439</b>	Austin Peay	32	1077	33.7
Jacksonville State	33	64.9	63.8	+1.1	Tennessee State	33	765	1734	.441	Tennessee Tech	33	1109	33.6
<b>Southeast Missouri</b>	<b>31</b>	<b>70.7</b>	<b>70.0</b>	<b>+0.7</b>	SIU Edwardsville	27	689	1553	.444	Murray State	33	1106	33.5
Tennessee Tech	33	71.7	71.4	+0.2	Morehead State	33	675	1521	.444	Jacksonville State	33	1090	33.0
Eastern Kentucky	32	66.3	66.2	+0.2	Tennessee Tech	33	819	1809	.453	SIU Edwardsville	27	869	32.2
Eastern Illinois	29	65.4	68.4	-3.0	Eastern Illinois	29	714	1572	.454	Eastern Illinois	29	929	32.0
Austin Peay	32	69.2	72.6	-3.4	Eastern Kentucky	32	741	1619	.458	UT Martin	31	986	31.8
SIU Edwardsville	27	65.7	71.3	-5.5	Austin Peay	32	839	1804	.465	Morehead State	33	1023	31.0
UT Martin	31	62.7	75.1	-12.4	UT Martin	31	849	1682	.505	Eastern Kentucky	32	941	29.4





Opponents			This is the OVC			Records & History			This is Southeast		
<b>Rebounding Defense</b>	<u>G</u>	<u>Rebounds</u>	<u>Avg/G</u>	<b>Offensive Rebounds</b>	<u>G</u>	<u>Rebounds</u>	<u>Avg/G</u>	<b>3-Point FG Made</b>	<u>G</u>	<u>3FGM</u>	<u>Avg/G</u>
Morehead State	33	938	28.4	Austin Peay	32	388	12.1	Murray State	33	239	7.2
Tennessee Tech	33	1047	31.7	UT Martin	31	371	12.0	Eastern Kentucky	32	231	7.2
Tennessee State	33	1050	31.8	Jacksonville State	33	387	11.7	SIU Edwardsville	27	182	6.7
Murray State	33	1053	31.9	Tennessee State	33	381	11.5	Morehead State	33	215	6.5
<b>Southeast Missouri</b>	<b>31</b>	<b>1011</b>	<b>32.6</b>	<b>Southeast Missouri</b>	<b>31</b>	<b>353</b>	<b>11.4</b>	Tennessee State	33	203	6.2
Jacksonville State	33	1105	33.5	Morehead State	33	365	11.1	<b>Southeast Missouri</b>	<b>31</b>	<b>181</b>	<b>5.8</b>
Eastern Kentucky	32	1073	33.5	Tennessee Tech	33	361	10.9	Tennessee Tech	33	179	5.4
Eastern Illinois	29	979	33.8	Murray State	33	360	10.9	Eastern Illinois	29	147	5.1
UT Martin	31	1062	34.3	Eastern Illinois	29	304	10.5	Jacksonville State	33	144	4.4
Austin Peay	32	1130	35.3	SIU Edwardsville	27	250	9.3	Austin Peay	32	139	4.3
SIU Edwardsville	27	963	35.7	Eastern Kentucky	32	289	9.0	UT Martin	31	125	4.0
<b>Blocked Shots</b>	<u>G</u>	<u>Blocks</u>	<u>Avg/G</u>	<b>Defensive Rebounds</b>	<u>G</u>	<u>Rebounds</u>	<u>Avg/G</u>				
Murray State	33	139	4.2	<b>Southeast Missouri</b>	<b>31</b>	<b>737</b>	<b>23.8</b>				
Jacksonville State	33	125	3.8	SIU Edwardsville	27	619	22.9				
Austin Peay	32	115	3.6	Tennessee Tech	33	748	22.7				
<b>Southeast Missouri</b>	<b>31</b>	<b>108</b>	<b>3.5</b>	Tennessee State	33	746	22.6				
Tennessee State	33	113	3.4	Murray State	33	746	22.6				
Tennessee Tech	33	78	2.4	Eastern Illinois	29	625	21.6				
UT Martin	31	73	2.4	Austin Peay	32	689	21.5				
Eastern Illinois	29	67	2.3	Jacksonville State	33	703	21.3				
SIU Edwardsville	27	61	2.3	Eastern Kentucky	32	652	20.4				
Eastern Kentucky	32	59	1.8	Morehead State	33	658	19.9				
Morehead State	33	42	1.3	UT Martin	31	615	19.8				
<b>Assists</b>	<u>G</u>	<u>Assists</u>	<u>Avg/G</u>	<b>Turnover Margin</b>	<u>G</u>	<u>Team</u>	<u>Avg.</u>	<u>Opponent</u>	<u>Avg.</u>	<u>Margin</u>	
<b>Southeast Missouri</b>	<b>31</b>	<b>462</b>	<b>14.9</b>	Murray State.....	33	458	13.9	546	16.5	+2.67	
Tennessee Tech	33	450	13.6	Eastern Kentucky.....	32	346	10.8	431	13.5	+2.66	
Eastern Illinois	29	383	13.2	Jacksonville State.....	33	443	13.4	495	15.0	+1.58	
UT Martin	31	403	13.0	Morehead State.....	33	493	14.9	527	16.0	+1.03	
Murray State	33	418	12.7	Tennessee State.....	33	495	15.0	521	15.8	+0.79	
Tennessee State	33	415	12.6	Eastern Illinois.....	29	380	13.1	392	13.5	+0.41	
SIU Edwardsville	27	330	12.2	Austin Peay.....	32	466	14.6	478	14.9	+0.38	
Austin Peay	32	388	12.1	Tennessee Tech.....	33	499	15.1	503	15.2	+0.12	
Jacksonville State	33	399	12.1	<b>Southeast Missouri.....</b>	<b>31</b>	<b>405</b>	<b>13.1</b>	<b>337</b>	<b>10.9</b>	<b>-2.19</b>	
Morehead State	33	394	11.9	SIU Edwardsville.....	27	415	15.4	352	13.0	-2.33	
Eastern Kentucky	32	378	11.8	UT Martin.....	31	478	15.4	405	13.1	-2.35	
<b>Steals</b>	<u>G</u>	<u>Steals</u>	<u>Avg/G</u>	<b>Assist/Turnover Ratio</b>	<u>G</u>	<u>Assist</u>	<u>Avg.</u>	<u>Turnover</u>	<u>Avg.</u>	<u>Ratio</u>	
Morehead State	33	282	8.5	<b>Southeast Missouri.....</b>	<b>31</b>	<b>462</b>	<b>14.9</b>	<b>405</b>	<b>13.1</b>	<b>1.1</b>	
Murray State	33	276	8.4	Eastern Kentucky.....	32	378	11.8	346	10.8	1.1	
Tennessee State	33	248	7.5	Eastern Illinois.....	29	383	13.2	380	13.1	1.0	
Eastern Kentucky	32	239	7.5	Murray State.....	33	418	12.7	458	13.9	0.9	
Jacksonville State	33	243	7.4	Tennessee Tech.....	33	450	13.6	499	15.1	0.9	
Austin Peay	32	230	7.2	Jacksonville State.....	33	399	12.1	443	13.4	0.9	
Tennessee Tech	33	226	6.8	UT Martin.....	31	403	13.0	478	15.4	0.8	
UT Martin	31	187	6.0	Tennessee State.....	33	415	12.6	495	15.0	0.8	
Eastern Illinois	29	165	5.7	Austin Peay.....	32	388	12.1	466	14.6	0.8	
SIU Edwardsville	27	152	5.6	Morehead State.....	33	394	11.9	493	14.9	0.8	
<b>Southeast Missouri</b>	<b>31</b>	<b>156</b>	<b>5.0</b>	SIU Edwardsville.....	27	330	12.2	415	15.4	0.8	





# SOUTHEAST MISSOURI BASKETBALL

Season Preview			Coaching Staff				Player Profiles				Year in Review			
Scoring	<u>G</u>	<u>FG</u>	<u>3FG</u>	<u>FT</u>	<u>Points</u>	<u>Avg/G</u>	Field Goal Percentage	<u>G</u>	<u>FG</u>	<u>FGA</u>	<u>Pct</u>			
	Kevin Murphy, TTU	33	239	79	124	681	20.6	Leon Powell, SEMO	30	126	213	.592		
	Isaiah Canaan, MUR	33	187	98	154	626	19.0	Alfonzo McKinnie, EIU	29	115	203	.567		
	Robert Covington, TSU	33	212	65	100	589	17.8	Eric Stutz, ECU	32	98	178	.551		
	Jud Dillard, TTU	33	198	7	169	572	17.3	Jaron Jones, ECU	32	187	352	.531		
	Jaron Jones, ECU	32	187	24	147	545	17.0	Tyler Stone, SEMO	31	193	364	.530		
	Jeremy Granger, EIU	29	168	29	97	462	15.9	Milton Chavis, MOR	32	107	202	.530		
	Mike Liabo, UTM	30	156	68	77	457	15.2	Robert Covington, TSU	33	212	403	.526		
	Mark Yelovich, SIUE	26	146	17	84	393	15.1	Kellen Thornton, TSU	32	115	219	.525		
	Tyler Stone, SEMO	31	193	8	62	456	14.7	Jud Dillard, TTU	33	198	382	.518		
	Donte Poole, MUR	33	139	68	115	461	14.0	Melvin Baker, APSU	32	146	284	.514		
	Myles Taylor	28	128	3	125	384	13.7	Dane Smith, UTM	31	105	208	.505		
	Brian Williams, JSU	33	165	57	49	436	13.2	Marcus Brister, SEMO	28	88	175	.503		
	TyShwan Edmondson, APSU	32	148	63	51	410	12.8	Jewuan Long, MUR	33	105	214	.491		
	Jerome Jones, SIUE	27	130	28	55	343	12.7	Myles Taylor, UTM	28	128	261	.490		
	Marland Smith, SEMO	31	123	63	71	380	12.3	Ivan Aska, MUR	27	109	230	.474		
	Josh Terry, APSU	32	139	1	103	382	11.9							
	Melvin Baker, APSU	32	146	7	76	375	11.7	Free Throw Percentage	<u>G</u>	<u>FT</u>	<u>FTA</u>	<u>Pct</u>		
	Kris Davis, SIUE	27	105	58	46	314	11.6	Corey Wickware, SIUE	27	57	66	.864		
	Tarvin Gaines, JSU	31	112	25	90	339	10.9	Jeremy Granger, EIU	29	97	113	.858		
Joshua Jones, ECU	32	126	56	41	349	10.9	Donte Poole, MUR	33	115	134	.858			
Patrick Miller, TSU	33	119	16	104	358	10.8	Ivan Aska, MUR	27	65	77	.844			
Leon Powell, SEMO	30	126	0	67	319	10.6	Isaiah Canaan, MUR	33	154	184	.837			
Ivan Aska, MUR	27	109	2	65	285	10.6	Zach Bailey, TTU	33	77	93	.828			
Joey Miller, EIU	29	86	38	91	301	10.4	Jud Dillard, TTU	33	169	205	.824			
Corey Wickware, SIUE	27	81	56	57	275	10.2	Joey Miller, EIU	29	91	111	.820			
Alfonzo McKinnie, EIU	29	115	0	65	295	10.2	Mike Liabo, UTM	30	77	96	.802			
Drew Kelly, MOR	33	111	9	104	335	10.2	Ty Proffitt, MOR	33	72	90	.800			
Ty Proffitt, MOR	33	101	54	72	328	9.9	Tarvin Gaines, JSU	31	90	114	.789			
Mike DiNunno, ECU	32	106	33	60	305	9.5	Marland Smith, SEMO	31	71	91	.780			
Nick Niemczyk, SEMO	26	87	46	20	240	9.2	Robert Covington, TSU	33	100	129	.775			
							Jaron Jones, ECU	32	147	190	.774			
							Drew Kelly, MOR	33	104	136	.765			
Rebounding	<u>G</u>	<u>Off</u>	<u>Def</u>	<u>Total</u>	<u>Avg/G</u>		3-Point FG Percentage	<u>G</u>	<u>3FG</u>	<u>3FGA</u>	<u>Pct</u>			
Jud Dillard, TTU	33	85	197	282	8.5		Kris Davis, SIUE	27	58	97	.598			
Robert Covington, TSU	33	95	165	260	7.9		Isaiah Canaan, MUR	33	98	215	.456			
Tyler Stone, SEMO	31	53	174	227	7.3		Robert Covington, TSU	33	65	145	.448			
Leon Powell, SEMO	30	111	102	213	7.1		Kevin Murphy, TTU	33	79	190	.416			
Alfonzo McKinnie, EIU	29	85	119	204	7.0		Corey Wickware, SIUE	27	56	136	.412			
Melvin Baker, APSU	32	62	140	202	6.3		Marland Smith, SEMO	31	63	158	.399			
Mark Yelovich, SIUE	26	43	119	162	6.2		Joshua Jones, ECU	32	56	147	.381			
Ivan Aska, MUR	27	52	109	161	6.0		TyShwan Edmondson, APSU	32	63	166	.380			
Jerome Jones, SIUE	27	47	113	160	5.9		Marsell Holden, MOR	32	73	193	.378			
Derian Shaffer, SIUE	27	59	95	154	5.7		Ty Proffitt, MOR	33	54	143	.378			
Ed Daniel, MUR	33	70	113	183	5.5		Donte Poole, MUR	33	68	181	.376			
Kevin Murphy, TTU	33	30	143	173	5.2		L.C. Doss, EIU	29	39	104	.375			
Myles Taylor, UTM	28	59	87	146	5.2		Jeremy Granger, EIU	29	29	78	.372			
Dane Smith, UTM	31	80	79	159	5.1		Nick Niemczyk, SEMO	26	46	125	.368			
Drew Kelly, MOR	33	62	98	160	4.8		Corey Wilford, SEMO	26	32	87	.368			
Nick Cook, JSU	33	66	93	159	4.8									
Latreze Mushatt, MUR	33	59	99	158	4.8									
Kahlil Owens, MOR	30	56	87	143	4.8									
Ronnie Boggs, JSU	33	60	90	150	4.5									
Eric Stutz, ECU	32	56	89	145	4.5									





Opponents				This is the OVC				Records & History				This is Southeast			
<b>Assists</b>	<u>G</u>	<u>Assists</u>	<u>Avg/G</u>	<b>Blocked Shots</b>	<u>G</u>	<u>Blocks</u>	<u>Avg/G</u>	<b>Minutes Played</b>	<u>G</u>	<u>Minutes</u>	<u>Avg/G</u>				
Zac Swansey, TTU	33	192	5.8	Ed Daniel, MUR	33	50	1.5	Zac Swansey, TTU	33	1174	35.6				
Marcus Brister, SEMO	28	103	3.7	Nick Cook, JSU	33	48	1.5	Brian Williams, JSU	33	1167	35.4				
Isaiah Canaan, MUR	33	120	3.6	Leon Powell, SEMO	30	42	1.4	Kevin Murphy, TTU	33	1139	34.5				
Parick Miller, TSU	33	118	3.6	Robert Covington, TSU	33	45	1.4	Jaron Jones, ECU	32	1085	33.9				
Wil Peters, TSU	33	115	3.5	Tyler Stone, SEMO	31	34	1.1	Wil Peters, TSU	33	1117	33.8				
Lamont Austin, MOR	31	98	3.2	Bassey Inameti, TTU	33	32	1.0	Isaiah Canaan, MUR	33	1112	33.7				
Brian Williams, JSU	33	103	3.1	Tarvin Gaines, JSU	31	29	0.9	Jeremy Granger, EIU	29	973	33.6				
Lucas Nutt, SEMO	31	96	3.1	Melvin Baker, APSU	32	27	0.8	Jud Dillard, TTU	33	1103	33.4				
Jeremy Granger, EIU	29	88	3.0	Alfonzo McKinnie, EIU	29	24	0.8	Patrick Miller, TSU	33	1102	33.4				
Joey Miller, EIU	29	83	2.9	Myles Taylor, UTM	28	21	0.8	TyShwan Edmondson, APSU	32	1017	31.8				
Mike DiNunno, ECU	32	89	2.8	Jewuan Long, MUR	33	24	0.7								
Omari Minor, UTM	31	86	2.8	Derian Shaffer, SIUE	27	18	0.7								
Jerome Clyburn, APSU	32	88	2.8	Will Triggs, APSU	31	20	0.6								
Kris Davis, SIUE	27	73	2.7	Brandon Garrett, MUR	32	20	0.6								
Mike Liabo, UTM	30	79	2.6	Michael Green, TSU	26	14	0.5								
<b>Steals</b>	<u>G</u>	<u>Steals</u>	<u>Avg/G</u>	<b>Offensive Rebounds</b>	<u>G</u>	<u>Rebounds</u>	<u>Avg/G</u>								
Zac Swansey, TTU	33	72	2.2	Leon Powell, SEMO	30	111	3.7								
Donte Poole, MUR	33	63	1.9	Alfonzo McKinnie, EIU	29	85	2.9								
Josh Terry, APSU	32	61	1.9	Robert Covington, TSU	33	95	2.9								
TyShwan Edmondson, APSU	32	52	1.6	Dane Smith, UTM	31	80	2.6								
Robert Covington, TSU	33	51	1.5	Jud Dillard, TTU	33	85	2.6								
Mike DiNunno, ECU	32	49	1.5	Derian Shaffer, SIUE	27	59	2.2								
Patrick Miller, TSU	33	50	1.5	Ed Daniel, MUR	33	70	2.1								
Jaron Jones, ECU	32	46	1.4	Myles Taylor, UTM	28	59	2.1								
Lamont Austin, MOR	31	44	1.4	Nick Cook, JSU	33	66	2.0								
D'Mitri Riggs, ECU	30	41	1.4	Melvin Baker, APSU	32	62	1.9								
Isaiah Canaan, MUR	33	45	1.4	Ivan Aska, MUR	27	52	1.9								
Brian Williams, JSU	33	44	1.3	Drew Kelly, MOR	33	62	1.9								
Ronnie Boggs, JSU	33	43	1.3	Kahlil Owens, MOR	30	56	1.9								
Joshua Jones, ECU	32	41	1.3	Ronnie Boggs, JSU	33	60	1.8								
Jewuan Long, MUR	33	41	1.2	Latreze Mushatt, MUR	33	59	1.8								
Wil Peters, TSU	33	41	1.2												
<b>3-Point FG Made</b>	<u>G</u>	<u>3FG</u>	<u>Avg/G</u>	<b>Defensive Rebounds</b>	<u>G</u>	<u>Rebounds</u>	<u>Avg/G</u>								
Isaiah Canaan, MUR	33	98	3.0	Jud Dillard, TTU	33	197	6.0								
Kevin Murphy, TTU	33	79	2.4	Tyler Stone, SEMO	31	174	5.6								
Marsell Holden, MOR	32	73	2.3	Robert Covington, TSU	33	165	5.0								
Mike Liabo, UTM	30	68	2.3	Mark Yelovich, SIUE	26	119	4.6								
Kris Davis, SIUE	27	58	2.1	Melvin Baker, APSU	32	140	4.4								
Corey Wickware, SIUE	27	56	2.1	Kevin Murphy, TTU	33	143	4.3								
Donte Poole, MUR	33	68	2.1	Jerome Jones, SIUE	27	113	4.2								
Marland Smith, SEMO	31	63	2.0	Alfonzo McKinnie, EIU	29	119	4.1								
Robert Covington, TSU	33	65	2.0	Ivan Aska, MUR	27	109	4.0								
TyShwan Edmondson, APSU	32	63	2.0	Derian Shaffer, SIUE	27	95	3.5								
Nick Niemczyk, SEMO	26	46	1.8	Ed Daniel, MUR	33	113	3.4								
Joshua Jones, ECU	32	56	1.8	Leon Powell, SEMO	30	102	3.4								
Brian Williams, JSU	33	57	1.7	Mike Liabo, UTM	30	100	3.3								
Ty Proffitt, MOR	33	54	1.6	Marcus Brister, SEMO	28	92	3.3								
Jordan Cyphers, TSU	31	44	1.4	Joshua Jones, ECU	32	100	3.1								





# SOUTHEAST MISSOURI BASKETBALL

Season Preview

Coaching Staff

Player Profiles

Year in Review



The Ohio Valley Conference Men's and Women's Basketball Tournaments once again return to the Nashville Municipal Auditorium in 2013. This year's tournament runs March 6-9 and is branded "Music City Madness."

The combined men's and women's championship has been held at Municipal Auditorium seven previous times: 1994,

1995, 1996, 2004, 2008, 2011 and 2012. The men also held its championship at the venue in 1989.

The move to Municipal Auditorium keeps the championships in Nashville, a place it will have been held 19 times in the last 20 years after this year's event. The only year the tournament have not been held in Nashville during that stretch was 2002.

Starting with the 2011 Championship, all eight men's and all eight women's teams that qualify for the tournament field will gather at a single site for the entire tournament. Prior to 2011 the first round games were played on campus sites with the semifinals and finals being held in Nashville.

In 2011 the bracket also shifted from a traditional 1 vs. 8, 2 vs. 7, etc. format to a merit-based format that rewards the top teams during the regular season with byes into the quarterfinals and semifinals.

Now the first round of each the men's and women's tournament will feature the No. 5 seed against the No. 8 seed and the No. 6 seed against the No. 7 seed. The winners of those games will advance to the quarterfinals to face the No. 3 and No. 4 seeds (who received a bye). The winners of those quarterfinal matchups will advance to the semifinals to face the No. 1 and No. 2 seeds (who received a pair of byes).

The 2013 Championship marks the 50th time the men's event has been held, making it the fourth oldest Division I championship in the country (behind only the Southern, ACC and SEC).

Future OVC Basketball Tournament dates include March 5-8, 2014.



» OVC Tournament





- Opponents
- This is the OVC
- Records & History
- This is Southeast

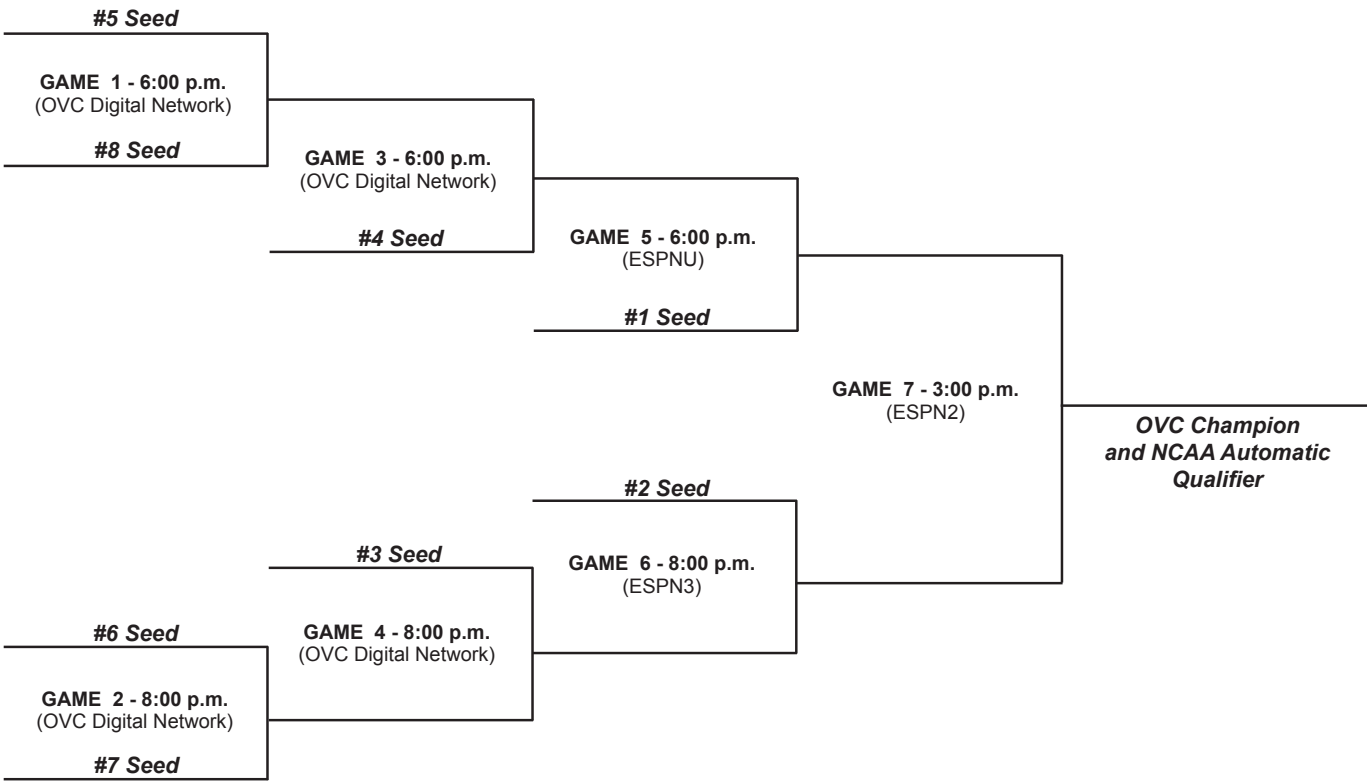


**2013 Ohio Valley Conference  
Basketball Championship**  
**March 6-9**  
**Municipal Auditorium**  
**Nashville, Tennessee**



**Men's Bracket**

- WEDNESDAY, MARCH 6  
*(First Round)*
- THURSDAY, MARCH 7  
*(Quarterfinals)*
- FRIDAY, MARCH 8  
*(Semifinals)*
- SATURDAY, MARCH 9  
*(Championship)*



All Times Central





Season Preview	Coaching Staff	Player Profiles	Year in Review
<b>Tuesday, October 30</b> Ouachita Baptist at Southeast Missouri, 7 p.m. (ex.)	<b>Wednesday, November 14</b> Western Illinois at SIUE, 7 p.m. Fontbonne at UT Martin, 7 p.m.	<b>Wednesday, November 21</b> Tennessee State vs. Monmouth, 11 a.m. (Atlanta, Ga.) Rochester College at Eastern Illinois, 1 p.m. Morehead State at Kentucky, 6 p.m. (Fox Sports South) Austin Peay vs. Howard, TBA (Cancun, Mexico)	
<b>Thursday, November 1</b> William Carey at Jacksonville State, 7 p.m. (ex.) Greenville at SIUE, 7 p.m. (ex.)	<b>Thursday, November 15</b> Alice Lloyd at Morehead State, 6 p.m. <b>McNeese State at Southeast Missouri, 7 p.m.</b> Murray State vs. Auburn, 7 p.m. (Charleston, S.C.) (ESPN3) Alabama A&M at Jacksonville State, 7 p.m. Coastal Carolina at Tennessee Tech, 7 p.m. Tennessee State at Minnesota, 7 p.m.	<b>Thursday, November 22</b> Belmont at Alaska Anchorage, 1 a.m. (CBS Sports Network)	
<b>Friday, November 2</b> Illinois College at UT Martin, 11 a.m. (ex.)			
<b>Saturday, November 3</b> St. Catharine at Morehead State, 6:30 p.m. (ex.) Central Missouri at Austin Peay, 7:30 p.m. (ex.)			
<b>Monday, November 5</b> Trinity University at Eastern Illinois, 7 p.m. (ex.) <b>Truman State at Southeast Missouri, 7 p.m. (ex.)</b> Trevecca Nazarene at Tennessee State, 7 p.m. (ex.) West Georgia at Jacksonville State, 7:45 p.m. (ex.)	<b>Friday, November 16</b> Murray St. vs. St. John's/Charleston, 4:30/6:30 p.m. (Charleston, S.C.) Kennesaw State at Eastern Kentucky, 5 p.m. Eastern Illinois at Eastern Michigan, 6 p.m. Arkansas State at UT Martin, 7 p.m.	<b>Friday, November 23</b> Belmont vs. UC Riverside/Northeastern, TBD (Anchorage, Alaska) Jacksonville State vs. Northern Arizona, TBA (Las Vegas, Nev.)	
<b>Tuesday, November 6</b> MacMurray at SIUE, 7 p.m. (ex.) Freed-Hardeman at Murray State, TBA (ex.)	<b>Saturday, November 17</b> Austin Peay at DePaul, 1 p.m. Tennessee Tech at East Tennessee State, 3 p.m. Eastern Illinois vs. Texas-Pan American, 3:30 p.m. (Ypsilanti, Mich.) Towson at Eastern Kentucky, 5 p.m. Jacksonville State at UNLV, 9 p.m.	<b>Saturday, November 24</b> UT Martin at Bradley, 1 p.m. Houston Baptist at Eastern Illinois, 2 p.m. <b>Southeast Missouri at Illinois-Chicago, 3 p.m.</b> Norfolk State at Eastern Kentucky, 6 p.m. Old Dominion at Murray State, 7 p.m. (ESPN3) SIUE at Texas-Pan American, 7 p.m. Belmont vs. TBD, TBD (Anchorage, Alaska) (CBSSN) Jacksonville State vs. Campbell/N.C. A&T, TBA (Las Vegas, Nev.)	
<b>Friday, November 9</b> Cincinnati Christian at Eastern Kentucky, 6:30 p.m. Samford at Austin Peay, 7 p.m. Reinhardt at Jacksonville State, 7 p.m. Eastern Illinois at Bradley, 7 p.m. <b>Southeast Missouri at Kansas, 7 p.m.</b> Tennessee State at BYU, 8 p.m. Belmont at Lipscomb, TBA Morehead State at LIU Brooklyn, TBA Brescia at Murray State, TBA UT Martin at Arkansas-Little Rock, TBA	<b>Sunday, November 18</b> Lafayette at Morehead State, 1 p.m. <b>Southeast Missouri at Chattanooga, 2 p.m.</b> Eastern Illinois vs. IPFW, 3 p.m. (Ypsilanti, Mich.) Radford at Eastern Kentucky, 4 p.m. Belmont at Stanford, 8 p.m. (Pac-12 Network) Murray State vs. TBD, TBA (Charleston, S.C.)		
<b>Saturday, November 10</b> Crowley's Ridge at Tennessee Tech, 8 p.m. SIUE at Missouri, TBA	<b>Monday, November 19</b> Tennessee State vs. South Alabama, 3 p.m. (Atlanta, Ga.) <b>Southeast Missouri vs. Louisiana Tech, 4 p.m.</b> (Chattanooga, Tenn.) Jacksonville State at Oregon, 10 p.m.	<b>Monday, November 26</b> Norfolk State at Morehead State, 6 p.m. <b>Hannibal-LaGrange at Southeast Missouri, 7 p.m.</b> Fisk at Tennessee State, 8 p.m. Murray State at Lipscomb, TBA	
<b>Sunday, November 11</b> Eastern Michigan at Jacksonville State, 2 p.m. UT Martin at Cincinnati, TBA		<b>Wednesday, November 28</b> Delaware State at Eastern Kentucky, 6 p.m. Central Arkansas at Eastern Illinois, 7 p.m. Tennessee Tech at Loyola (Chicago), 7 p.m. Berea at Austin Peay, 7 p.m. Morehead State at Marshall, TBA	
<b>Monday, November 12</b> Morehead State at Maryland, 7 p.m. <b>Lyon College at Southeast Missouri, 7 p.m.</b>	<b>Tuesday, November 20</b> <b>Southeast Missouri vs. Troy, 4 p.m.</b> (Chattanooga, Tenn.) Tennessee State at Georgia State, 6 p.m. Southern Illinois at SIUE, 7 p.m. Lyon College at UT Martin, 7 p.m. Evansville at Tennessee Tech, 7:30 p.m. Austin Peay vs. Western Carolina, TBA (Cancun, Mexico)	<b>Thursday, November 29</b> <b>Southeast Missouri at New Orleans, 6 p.m.</b> UT Martin at Memphis, TBA	
<b>Tuesday, November 13</b> Austin Peay at Western Kentucky, 7 p.m. Maryville (Mo.) at Belmont, 7 p.m. Wright State at Eastern Illinois, 7 p.m. Tennessee State at South Dakota State, 7 p.m.		<b>Friday, November 30</b> Tennessee Tech at Lipscomb, 7 p.m.	





## Opponents

### Saturday, December 1

Morehead State at Wright State, 1 p.m.  
Eastern Illinois at Stony Brook, 1 p.m.  
Chicago State at SIUE, 2 p.m.

### Southeast Missouri at Southeastern La., 4 p.m.

Kennesaw State at UT Martin, 6 p.m.  
Western Carolina at Eastern Kentucky, 6:30 p.m.  
Tennessee State at Alabama A&M, 7 p.m.  
Fairfield at Austin Peay, 7:30 p.m.  
Belmont at VCU, TBA  
Jacksonville State at Alcorn State, TBA

### Monday, December 3

Berea (Ky.) at Tennessee Tech, 7 p.m.

### Tuesday, December 4

Eastern Kentucky at North Carolina Central, 6 p.m.  
LeMoyne-Owen at Tennessee State, 7 p.m.  
Lipscomb at Belmont, TBA  
Bethel at Murray State, TBA  
**Southeast Missouri at Missouri, TBA**

### Wednesday, December 5

North Dakota State at Morehead State, 6 p.m.  
UT Martin at Central Arkansas, 7 p.m.  
Western Illinois at Eastern Illinois, 7 p.m.  
SIUE at Northern Illinois, 7 p.m.  
Oakland City at Austin Peay, 7 p.m.

### Thursday, December 6

Green Bay at Tennessee Tech, 7:30 p.m.

### Saturday, December 8

Austin Peay at Memphis, 12 p.m. (CSS)  
Indiana State at Morehead State, 1 p.m.  
**Central Arkansas at Southeast Missouri, 5:30 p.m.**  
Toledo at Eastern Illinois, 6 p.m.  
Eastern Kentucky at Chattanooga, 6 p.m.  
Tennessee Tech at Gardner-Webb, 6 p.m.  
SIUE at Western Illinois, 7 p.m.  
Murray State at Evansville, TBA  
UT Martin at Lipscomb, TBA  
Tennessee State at Missouri, TBA

### Tuesday, December 11

Martin Methodist at Jacksonville State, 7 p.m.

### Thursday, December 13

Middle Tennessee at Belmont, TBA

## This is the OVC

### Saturday, December 15

Belmont at Kansas, 6 p.m. (ESPNU)  
Jacksonville State at Presbyterian, 6 p.m.  
Tennessee Tech at Milwaukee, 7 p.m.  
UT Martin at Saint Louis, TBA

### Sunday, December 16

Austin Peay at Arkansas State, 2:05 p.m.  
Eastern Kentucky at Illinois, 5 p.m.  
Western Kentucky at Murray State, TBA

### Monday, December 17

Eureka at SIUE, 7 p.m.

### Thursday, December 18

Tennessee Tech at Auburn, 7 p.m.  
Tennessee State at Middle Tennessee, 7 p.m.  
Lipscomb at Austin Peay, 7 p.m.  
Jacksonville State at Nebraska, TBA

### Wednesday, December 19

Eastern Kentucky at North Carolina A&T, 6 p.m.  
South Dakota State at Belmont, 7 p.m.  
Robert Morris-Springfield at SIUE, 7 p.m.  
Morehead State at South Dakota, 7 p.m.  
**New Orleans at Southeast Missouri, 7 p.m.**  
Samford at UT Martin, 7 p.m.  
Murray State at Arkansas State, 7:35 p.m.  
Eastern Illinois at Saint Louis, TBA

### Friday, December 21

Eastern Kentucky at High Point, 6 p.m.  
Morehead State at North Dakota State, 7 p.m.  
USC Upstate at Tennessee State, 7 p.m.

### Saturday, December 22

Murray State at Dayton, 11 a.m. (CBS Sports Network)  
Tennessee Tech at Oklahoma State, 12 p.m.  
**Southeast Missouri at UMKC, 12:05 p.m.**  
Austin Peay at Illinois State, 2 p.m.  
Eastern Illinois at Drake, 2 p.m.

### Friday, December 28

Austin Peay vs. Utah Valley, 3:30 p.m. (Chattanooga, Tenn.)  
Southern Miss at Morehead State, 6:30 p.m.  
SIUE at Saint Louis, 7 p.m.  
Belmont vs. Boston University, TBA (Orlando, Fla.)

## Records & History

## This is Southeast

### Saturday, December 29

Valparaiso at Murray State, 2 p.m. (ESPN3)  
Austin Peay vs. Chattanooga/High Point, 3:30/6 (Chattanooga, Tenn.)  
\*Tennessee Tech at Jacksonville State, 4:30 p.m.  
\*Eastern Illinois at Tennessee State, 7:30 p.m.  
\*UT Martin at Southeast Missouri, TBA  
Belmont vs. UCF/Howard, TBA (Orlando, Fla.)

### Sunday, December 30

Union (Ky.) at Morehead State, 1 p.m.  
Eastern Kentucky at West Virginia, 3 p.m. (Root Sports)

### Monday, December 31

\*Jacksonville State at UT Martin, 7:30 p.m.

### Thursday, January 3

\*Eastern Illinois at Eastern Kentucky, 6 p.m.  
\*SIUE at Morehead State, 6 p.m.  
\***Austin Peay at Southeast Missouri, 7 p.m.**  
\*Murray State at UT Martin, 7 p.m.  
\*Tennessee State at Tennessee Tech, 7 p.m.  
\*Belmont at Jacksonville State, 7 p.m.

### Saturday, January 5

\*Tennessee State at Jacksonville State, 4:30 p.m.  
\***Murray State at Southeast Missouri, 5 p.m.**  
\*Austin Peay at UT Martin, 6 p.m.  
\*SIUE at Eastern Kentucky, 6 p.m.  
\*Eastern Illinois at Morehead State, 6:30 p.m.  
\*Belmont at Tennessee Tech, 7:30 p.m.

### Wednesday, January 9

\*Morehead State at Austin Peay, 7 p.m.  
\*Eastern Kentucky at Murray State, TBA

### Thursday, January 10

\*Southeast Missouri at Belmont, 7 p.m.  
\*Tennessee Tech at Eastern Illinois, 7 p.m.  
\*Jacksonville State at SIUE, 7 p.m.  
\*UT Martin at Tennessee State, 7 p.m.

### Saturday, January 12

\*UT Martin at Belmont, 4 p.m.  
\*Morehead State at Eastern Kentucky, 6 p.m.  
\*Jacksonville State at Eastern Illinois, 6 p.m.  
\*Tennessee Tech at SIUE, 7 p.m.  
\***Southeast Missouri at Tennessee State, 7 p.m.**  
\*Murray State at Austin Peay, 7:30 p.m.





## Season Preview

## Coaching Staff

## Player Profiles

## Year in Review

### Thursday, January 17

- \*Morehead State at Southeast Missouri, 7 p.m.
- \*Eastern Kentucky at Belmont, 7 p.m.
- \*SIUE at Austin Peay, 7 p.m.
- \*Jacksonville State at Tennessee State, 7 p.m.
- \*Eastern Illinois at Murray State, TBA

### Saturday, January 19

- \*Eastern Kentucky at Jacksonville State, 4:30 p.m.
- \*Morehead State at UT Martin, 6 p.m.
- \*Tennessee Tech at Southeast Missouri, 7 p.m.
- \*Tennessee State at Belmont, 7 p.m.
- \*Eastern Illinois at Austin Peay, 7:30 p.m.
- \*SIUE at Murray State, TBA

### Thursday, January 24

- \*Tennessee State at Eastern Kentucky, 6 p.m.
- \*Belmont at Morehead State, 6 p.m.
- \*Austin Peay at Jacksonville State, 7 p.m.
- \*Southeast Missouri at SIUE, 7 p.m.
- \*Murray State at Tennessee Tech, 7 p.m.
- \*UT Martin at Eastern Illinois, 7 p.m.

### Saturday, January 26

- \*Murray State at Jacksonville State, 4:30 p.m.
- \*Southeast Missouri at Eastern Illinois, 6 p.m.
- \*Belmont at Eastern Kentucky, 6 p.m.
- \*Austin Peay at Tennessee Tech, 7:30 p.m.
- \*Tennessee State at Morehead State, 6:30 p.m.
- \*UT Martin at SIUE, 7 p.m.

### Thursday, January 31

- \*Morehead State at Belmont, 7 p.m.
- \*Eastern Kentucky at UT Martin, 7 p.m.
- \*Tennessee Tech at Tennessee State, 7 p.m.

### Saturday, February 2

- \*Austin Peay at Murray State, 12 p.m.
- \*Morehead State at Jacksonville State, 4:30 p.m.
- \*Eastern Kentucky at Southeast Missouri, 5:30 p.m.
- \*Eastern Illinois at SIUE, 7 p.m.
- \*Tennessee Tech at Belmont, 7 p.m.

### Tuesday, February 5

- Crowley's Ridge College at Eastern Kentucky, 6 p.m.

### Thursday, February 7

- \*SIUE at Southeast Missouri, 7 p.m.
- \*Belmont at Murray State, 7 p.m.
- \*Eastern Illinois at UT Martin, 7 p.m.
- \*Tennessee State at Austin Peay, 7 p.m.

### Saturday, February 9

- \*Eastern Illinois at Southeast Missouri, 5:30 p.m.
- \*SIUE at UT Martin, 6 p.m.
- \*Eastern Kentucky at Morehead State, 6:30 p.m.
- \*Jacksonville State at Tennessee Tech, 7:30 p.m.
- \*Tennessee State at Murray State, 7:30 p.m.
- \*Belmont at Austin Peay, TBA

### Thursday, February 14

- \*Tennessee Tech at Eastern Kentucky, 6 p.m.
- \*Jacksonville State at Morehead State, 6 p.m.
- \*Belmont at Tennessee State, 7 p.m.
- \*Austin Peay at Eastern Illinois, 7 p.m.
- \*Murray State at SIUE, 7 p.m.

### Saturday, February 16

- \*Jacksonville State at Eastern Kentucky, 6 p.m.
- \*Southeast Missouri at UT Martin, 6 p.m.
- \*Murray State at Eastern Illinois, 6 p.m.
- \*Tennessee Tech at Morehead State, 6:30 p.m.
- \*Austin Peay at SIUE, 7 p.m.

### Wednesday, February 20

- \*Murray State at Morehead State, 6 p.m.
- \*Austin Peay at Eastern Kentucky, 6 p.m.
- \*Tennessee State at SIUE, 7 p.m.
- \*Southeast Missouri at Jacksonville State, 7 p.m.

### Thursday, February 21

- \*Belmont at Eastern Illinois, 7 p.m.
- \*UT Martin at Tennessee Tech, 7 p.m.

### Saturday, February 23

- ESPN Sears BracketBusters
- Home Teams: Belmont, Murray State, Southeast Missouri, Tennessee State, Tennessee Tech, UT Martin. Away Teams: Austin Peay, Eastern Illinois, Eastern Kentucky, Jacksonville State, Morehead State, SIUE

### Tuesday, February 26

- Eastern Illinois at Chicago State, 7 p.m.

### Wednesday, February 27

- \*SIUE at Belmont, 7 p.m.

### Thursday, February 28

- \*Morehead State at Tennessee State, 7 p.m.
- \*Southeast Missouri at Austin Peay, 7 p.m.
- \*Eastern Kentucky at Tennessee Tech, 7:30 p.m.
- \*UT Martin at Murray State, TBA

### Saturday, March 2

- \*SIUE at Eastern Illinois, 4 p.m.
- \*Jacksonville State at Belmont, 4 p.m.
- \*Morehead State at Tennessee Tech, 7:30 p.m.
- \*UT Martin at Austin Peay, 7:30 p.m.
- \*Eastern Kentucky at Tennessee State, 7:30 p.m.
- \*Southeast Missouri at Murray State, TBA

### Wednesday, March 6

- OVC Tournament First Round, 6/8 p.m.  
(OVC Digital Network)  
(Municipal Auditorium - Nashville, Tenn.)

### Thursday, March 7

- OVC Tournament Quarterfinals, 6/8 p.m.  
(OVC Digital Network)  
(Municipal Auditorium - Nashville, Tenn.)

### Friday, March 8

- OVC Tournament Semifinal #1, 6 p.m. (ESPN2)
- OVC Tournament Semifinal #1, 8 p.m. (ESPN3)  
(Municipal Auditorium - Nashville, Tenn.)

### Saturday, March 9

- OVC Tournament Championship, 3 p.m.  
(TV: ESPN2)  
(Municipal Auditorium - Nashville, Tenn.)

- \* - Denotes OVC contest
- All Times CENTRAL; dates and times subject to change





## RECORDS AND HISTORY

### IN THIS SECTION ...

- » Honors & Awards
- » Records
- » Career Rankings
- » Single-Season Rankings
- » Division I Results
- » All-Time Lettermen
- » Annual Leaders
- » Honored Teams
- » 2013 NCAA Men's Basketball  
Tournament Bracket







## Season Preview

## Coaching Staff

## Player Profiles

## Year in Review

### ALL-AMERICANS

#### Bill Giessing (1962, 1963)

Bill Giessing won third-team Little All-America honors in 1962 when he scored 660 points. In 1963, he was named second-team All-America by the Associated Press and third-team All-America by United Press International. Giessing was an inaugural inductee into the Southeast Athletics Hall of Fame.

#### Jack Klosterman (1943)

Jack Klosterman won NAIA All-America honors in 1943 after the Indians won the NAIA National Tournament. Klosterman, who served as the athletic director at Effingham High School (Ill.) for 27 years, died on October 17, 1991 at the age of 68.

#### Otto Porter (1981)

Otto Porter won second-team All-America honors from the National Association of Basketball Coaches in 1981 following a stellar two-year career. Porter averaged 25.1 points and 8.9 rebounds per game during his senior season. He finished with a career average of 25.8 points per game, the best-ever in the MIAA. He was inducted into the Southeast Hall of Fame in 2004.

#### Ray Pugh (1988, 1989)

Ray Pugh was named third-team All-America by the United States Basketball Coaches Association and the Basketball News after the 1988-89 season. The Indians ranked second in the nation that year. Pugh averaged 17.8 points and 5.2 rebounds per game. As a junior, Pugh was named second-team All-America by the Basketball News after leading the Indians to a 28-4 record in 1987-88. He was also selected as the MIAA's Most Valuable Player.

#### Carl Ritter (1961, 1963)

Carl Ritter, Southeast's all-time career scoring leader, earned both second-team National Association of Basketball Coaches (1963) and Associated Press (1961) All-America honors. He is a member of the Missouri Basketball Hall of Fame and was part of Southeast's inaugural Hall of Fame class. Ritter's jersey number 32 is the only retired number in Southeast Missouri State men's basketball history.

#### Jack Russell (1943)

Jack Russell won NAIA All-America honors in 1943 along with teammate Jack Klosterman. The Indians won the NAIA National Title that year. Russell, who retired after a long teaching career at Cape Central, died on November 20, 2003.

#### Dwayne Rutherford (1990)

Dwayne Rutherford was a third-team All-America by the Basketball Gazette after leading the Indians to a 26-5 record and a spot in the Elite Eight. Rutherford is Southeast's all-time leader in assists.

#### NCAA Statistical Champions

Field Goal Percentage

Leon Powell, F, 2010-11 ..... 63.0

#### OVC Coach of the Year

Gary Garner..... 1998-99

#### OVC Player of the Year

Bud Eley, C..... 1998-99

#### OVC Freshman of the Year

Derek Winans, G ..... 2001-02

#### OVC Newcomer of the Year

Bud Eley, C..... 1995-96

\* - *The OVC Newcomer of the Year Award was discontinued after the 2004 season.*

#### OVC First-Team Selections

Devon Lake, G..... 1992-93

Bud Eley, C..... 1996-97

Bud Eley, C..... 1998-99

Dainmon Gonner, F ..... 2004-05

Reggie Golson, F..... 2004-05

#### OVC Second-Team Selections

Curtis Shelton, G ..... 1993-94

Bud Eley, C..... 1995-96

Cory Johnson, G..... 1997-98

Roderick Johnson, F..... 1999-00

Michael Stokes, G ..... 2000-01

Roy Booker, G ..... 2005-06

Leon Powell, F ..... 2010-11

Tyler Stone, F ..... 2011-12

#### OVC Third-Team Selections

Mike Branson, F ..... 1999-00

Michael Stokes, G ..... 1999-00

Derek Winans, G ..... 2001-02

Derek Winans, G ..... 2002-03

#### OVC All-Newcomer Team Selections

Luther Bonds, F ..... 1992-93

Jermall Morgan, C ..... 1993-94

Jerome Days, C..... 1994-95

Bud Eley, C..... 1995-96

Calvert White, F..... 1996-97

Cory Johnson, G..... 1997-98

Roderick Johnson, F..... 1998-99

Roy Booker, G ..... 2005-06

Brandon Foust, F..... 2006-07

Leon Powell, F ..... 2010-11

Tyler Stone, F ..... 2011-12

#### NABC Honors Court

GPA

Zach House, C, 2010-11..... 4.0

Nick Niemczyk, G, 2010-11 .... 3.5

Nick Niemczyk, G, 2011-12 .....

#### OVC All-Freshman Team Selections

Jerry Freshwater, G ..... 1991-92

#### OVC All-Tournament MVP

Roderick Johnson, F..... 2000

#### OVC All-Tournament Team Selections

Mike Branson, F ..... 1999

Bud Eley, C..... 1999

Mike Branson, F ..... 2000

Roderick Johnson, F..... 2000

#### CoSIDA First-Team Academic All-Americans

Derek Winans, G ..... 2005

#### CoSIDA Second-Team Academic All-Americans

Derek Winans, G ..... 2004

#### NABC All-District First-Team

Tyler Stone, F ..... 2011-12

#### NABC All-District Second-Team

Leon Powell, F ..... 2011-12

Marland Smith, G..... 2011-12

#### OVC Player of the Week

Devon Lake, G..... 2/27/93

Curtis Shelton, G ..... 12/5/93

Jermall Morgan, C ..... 12/4/94

Bud Eley, C..... 1/15/96

Bud Eley, C..... 1/12/97

Bud Eley, C..... 12/7/98

Bud Eley, C..... 1/4/99

Bud Eley, C..... 1/11/99

Roderick Johnson, F..... 12/13/99

Michael Stokes, G ..... 12/18/00

## » Honors & Awards





## Opponents

Brandon Griffin, C..... 12/15/03  
 Derek Winans, G..... 1/19/04  
 Reggie Golson, F..... 12/13/04  
 Dainmon Gonner, F..... 1/17/05  
 Reggie Golson, F..... 2/14/05  
 Roy Booker, G..... 11/28/05  
 Brandon Foust, F..... 1/7/08  
 Marland Smith, G..... 12/26/11

## OVC Newcomer of the Week

Alex Beason, F..... 12/17/91  
 Alex Beason, F..... 12/23/91  
 Brandon Samuels..... 2/4/92  
 Luther Bonds, F..... 12/15/92  
 Jermall Morgan, C..... 1/30/94  
 Jerome Days, C..... 1/29/95  
 Bud Eley, C..... 12/3/95  
 Bud Eley, C..... 12/18/95  
 Bud Eley, C..... 2/4/96  
 Calvert White, F..... 12/2/96  
 Calvert White, F..... 1/19/97  
 Cory Johnson, G..... 11/24/97  
 Cory Johnson, G..... 2/1/98  
 Roderick Johnson, F..... 12/14/98  
 Michael Stokes, G..... 12/20/99  
 Michael Stokes, G..... 1/17/00  
 Michael Stokes, G..... 1/31/00  
 Terry Rogers, C..... 1/8/01  
 Derek Winans, G..... 11/26/01  
 Derek Winans, G..... 12/3/01  
 Derek Winans, G..... 1/14/02  
 Derek Winans, G..... 1/21/02  
 Brett Hale, G..... 2/4/02  
 Brett Hale, G..... 2/11/02  
 Derek Winans, G..... 2/18/02  
 Derek Winans, G..... 2/28/02  
 Brandon Griffin, C..... 12/2/02  
 Brandon Griffin, C..... 12/9/02  
 Brandon Griffin, C..... 1/20/03  
 Brandon Griffin, C..... 2/10/03  
 Brandon Griffin, C..... 3/3/03  
 Dainmon Gonner, F..... 12/8/03  
 Dainmon Gonner, F..... 1/5/04  
 Mike Nelke, G..... 1/19/04  
 Roy Booker, G..... 1/2/06  
 Roy Booker, G..... 1/9/06  
 Michael Rembert, C..... 12/18/06  
 Brandon Foust, F..... 1/15/07  
 Brandon Foust, F..... 1/22/07  
 Michael Rembert, C..... 1/29/07

## This is the OVC

Carl Ritter became the first Southeast Missouri State University basketball player to have his number retired. His number 32 was retired during ceremonies at the Show Me Center on January 24, 1994. Ritter scored a school record 1,916 points from 1959-63.

Following an emotional ceremony, Ritter stepped behind the three-point line and made a perfect shot in front of a big Show Me Center crowd and regional television audience.

# 32

Brandon Foust, F..... 2/26/07  
 Calvin Williams, F..... 11/26/07  
 Calvin Williams, F..... 12/10/07  
 Jaycen Herring, F..... 2/4/08  
 LaMont Russell, F..... 2/16/09  
 Cameron Butler, F..... 1/11/10  
 Leon Powell, F..... 11/22/10  
 Leon Powell, F..... 1/10/11  
 Leon Powell, F..... 2/7/11  
 Leon Powell, F..... 2/14/11  
 Leon Powell, F..... 2/21/11  
 Tyler Stone, F..... 11/14/11  
 Nick Niemczyk, G..... 11/28/11  
 Tyler Stone, F..... 12/5/11  
 Tyler Stone, F..... 12/12/11  
 Tyler Stone, F..... 12/26/11  
 Tyler Stone, F..... 1/9/12  
 Tyler Stone, F..... 2/13/12

## OVC Freshman of the Week

Anthony Holt..... 1/8/95  
 Nathan Owen, G..... 12/22/97  
 Paul Paradoski, G..... 11/29/04  
 Roderick Pearson, G..... 1/8/07  
 Derek Thompson, G..... 11/23/09  
 Derek Thompson, G..... 12/7/09  
 Marland Smith, G..... 12/28/09  
 Marland Smith, G..... 2/22/10  
 Lucas Nutt, G..... 12/20/10

## College Sports Madness Player of the Week

Leon Powell, F..... 1/16/12


## Records & History

## This is Southeast



## Southeast Basketball Hall of Famers (Year Inducted)

Bill Giessing, 1959-63 (2002)  
 Carl Ritter, 1959-63 (2002)  
 Abe Stuber, 1932-46 (2002)  
 1943 Team (2002)  
 Herb Mulkey, 1939-42 (2003)  
 Tom Upton, 1944-49 (2003)  
 Otto Porter, 1979-81 (2004)  
 Don Pritchard, 1931-36 (2005)  
 Ray Rippelmeyer, 1953-55 (2005)  
 1960-61 Team (2005)  
 Royal Tibe, 1919-23 (2006)  
 Ed Kiehne, 1919-22, 1924-25 (2007)  
 1965-86 Team (2007)  
 Jack Behrens, 1940-43 (2008)  
 Rich Eichhorst, 1952-56 (2009)  
 Bud Eley, 1995-99 (2009)  
 1988-89 Team (2009)  
 Ted Henderson, 1952-54 (2010)  
 1999-2000 Team (2012)



William "Bud" Eley



Dwayne Rutherford



Derek Winans

## » Honors & Awards





# SOUTHEAST MISSOURI BASKETBALL

Season Preview	Coaching Staff	Player Profiles	Year in Review
----------------	----------------	-----------------	----------------

## Year-by-Year Records

1926-27	1-7
1927-28	3-11
1928-29	0-15
1929-30	1-15
1930-31	3-11
1931-32	7-7
1932-33	8-9
1933-34	8-8
1934-35	6-12
1935-36	14-3
1936-37	13-3
1937-38	10-6
1938-39	11-7
1939-40	7-12
1940-41	9-11
1941-42	12-6
1942-43	19-6 (NAIA Champions)
1943-44	11-3
1944-45	13-3
1945-46	13-3
1946-47	11-8
1947-48	10-9
1948-49	7-12
1949-50	6-13
1950-51	3-16
1951-52	5-12
1952-53	13-8
1953-54	12-8
1954-55	15-6
1955-56	12-7
1956-57	5-13
1957-58	11-9
1958-59	11-9
1959-60	13-9
1960-61	25-3
1961-62	18-7
1962-63	21-4
1963-64	20-5
1964-65	15-8
1965-66	13-9
1966-67	15-6
1967-68	8-14
1968-69	7-15
1969-70	9-12
1970-71	13-10
1971-72	15-9
1972-73	11-13
1973-74	10-14
1974-75	14-12
1975-76	5-21
1976-77	8-18
1977-78	11-15
1978-79	19-9
1979-80	14-12

1980-81	11-16
1981-82	21-10
1982-83	25-6
1983-84	16-12
1984-85	24-8
1985-86	27-7
1986-87	20-11
1987-88	28-4
1988-89	27-6
1989-90	26-5
1990-91	21-7

## NCAA Division I Era

1991-92	12-16
1992-93	16-11
1993-94	10-17
1994-95	13-14
1995-96	8-19
1996-97	12-18
1997-98	14-13
1998-99	20-9
1999-00	24-7
2000-01	18-12
2001-02	6-22
2002-03	11-19
2003-04	11-16
2004-05	15-14
2005-06	7-20
2006-07	11-20
2007-08	1-19*
2008-09	3-27
2009-10	7-23
2010-11	10-22
2011-12	15-16

\* - Southeast Missouri State vacated 11 wins during the 2007-08 season.

## All-Time NCAA Division I Record:

244-354 (.408)

## All-Time OVC Record:

141-213 (.398)

## Southeast vs. Ranked Teams

at #21 Cincinnati (12/11/92)	L, 58-83
at #6 Missouri (2/23/94)	L, 61-83
at #21 Illinois (12/8/95)	L, 70-89
vs. #6 Cincinnati (1/7/97)	L, 57-80
vs. #10 LSU* (3/16/00)	L, 61-64
at #20 Creighton (12/29/02)	L, 70-93
at #6 Illinois (12/28/05)	L, 64-89
at #25 Missouri (11/11/11)	L, 68-83
at #9 Murray State (2/2/12)	L, 73-81
vs. #14 Murray State (2/15/12)	L, 66-75

\* - NCAA Tournament

## Coaching History

Coach	Years	Record	Pct.
Clyde Elder	1906-07	0-2	.000
Eugene Wells	1907-08	3-0	1.00
Ferdinal Courleux	1908-09	98-97	.502
	1915-28	-	-
	1929-30	-	-
H.F. Schulte	1909-12	12-6	.667
W.F. Cobb	1912-15	10-5	.667
Jerry Lewis	1928-29	0-15	.000
George Flamank	1930-32	13-19	.406
Emmitt Stuber	1932-35	60-42	.588
	1943-46	-	-
Charles Harris	1935-43	68-55	.567
Joe McDonald	1946-49	28-33	.459
John Adams	1949-52	14-41	.255
Ralph Pink	1952-58	70-53	.569
Charles Parsley	1958-70	175-101	.634
Bob Cradic	1970-76	76-71	.517
Carroll Williams	1976-81	57-75	.432
Ron Shumate	1981-97	306-171	.641
Gary Garner	1997-06	126-132	.488
Scott Edgar	2006-09	15-48*	.238
Zac Roman	2008-09	0-18	.000
Dickey Nutt	2009-Pres.	32-61	.344

\* - Southeast Missouri vacated 11 wins during the 2007-08 season.

## Year-by-Year OVC Record/Finish

Year	Record	Finish
1991-92	5-9	7th
1992-93	9-7	4th
1993-94	5-11	6th
1994-95	7-9	6th
1995-96	5-11	8th
1996-97	9-9	14th
1997-98	10-8	5th
1998-99	15-3	2nd
1999-00	14-4	11st
2000-01	8-8	5th
2001-02	4-12	8th
2002-03	5-11	7th
2003-04	4-12	10th
2004-05	9-7	5th
2005-06	4-16	10th
2006-07	9-11	6th
2007-08	1-13*	11th
2008-09	0-18	10th
2009-10	3-15	9th
2010-11	6-12	17th
2011-12	9-7	5th

\* - Southeast Missouri vacated six OVC wins during the 2007-08 season.

## » Records





## Opponents

## This is the OVC

## Records & History

## This is Southeast

### TEAM RECORDS

#### Single-Game

Points	135	vs. Fort Leonard Wood (2/6/64); vs. McKendree (1/14/67)
Points in a Half	74	vs. Harris-Stowe (2/4/85)
Combined Points	237	vs. Austin Peay (1/29/08)
Field Goals	59	vs. McKendree (1/4/67); vs. Parks (11/24/86)
Field Goals Attempted	98	vs. Parks (11/24/86)
Field Goal Percentage	68.9 (59-of-88)	vs. McKendree (1/14/67)
Free Throws	40	vs. Christian Brothers (12/5/88)
Free Throws Attempted	50	vs. Christian Brothers (12/5/88)
Free Throw Percentage	1.00 (14-14)	vs. Missouri-Rolla (1/12/78)
	1.00 (10-10)	vs. Sacramento State (2-19-11)
3-Point Field Goals	16	vs. Williams Baptist (12/12/09) vs. UT Martin (2/12/98)
		vs. UT Martin (1/15/98)
3-Point Field Goals Att.	40	vs. Southern Arkansas (11/21/87)
3-Point Field Goal Pct.	1.00 (5-5)	vs. Central Methodist (11/18/88)
Rebounds	68	vs. Central Methodist (11/18/88)
Assists	33	vs. Missouri Baptist (11/19/90)
Blocked Shots	14	vs. Morehead State (1/4/99)
Largest Margin of Victory	+89	Southeast 127, Parks 38 (11/24/86)
Largest Margin of Defeat	-58	NW Missouri 74, Southeast 16 (2/1/29)

#### Single-Season

Points	2791	1985-86
Points Per Game	87.8	1990-91
Field Goals	1108	1985-86
Field Goals Attempted	2204	1985-86
Field Goal Percentage	51.9	1978-79
Free Throws	621	1960-61
Free Throws Attempted	856	1985-86
Free Throw Percentage	76.4 (428-of-560)	2001-02
3-Point Field Goals	215	1988-89
3-Point Field Goals Att.	575	1997-98
3-Point Field Goal Pct.	44.6	1988-89
Rebounds	1313	1985-86
Assists	544	1985-86; 1988-89
Blocked Shots	164	1999-00
Largest Margin of Victory	+15.7	1984-85
Most Victories	28	1987-88
Most Losses	27	2008-09

#### Miscellaneous

Longest Winning Streak	20 games	12/5/87-2/17/88
Longest Home Win Streak	28 games	11/29/85-1/7/87
Longest Losing Streak	21 games	12/23/08-11/18/09

### INDIVIDUAL RECORDS

#### Single-Game

Points	52	Kermit Meystedt, vs. McKendree, 1/14/67
Field Goals	24	Kermit Meystedt, vs. McKendree, 1/14/67
Field Goals Attempted	34	Kermit Meystedt, vs. McKendree, 1/14/67
Free Throws	18	Carl Ritter, vs. NW Missouri St, 12/30/60
Free Throws Attempted	22	Carl Ritter, vs. NW Missouri St, 12/30/60
3-Point Field Goals	9	2x, last by Mark Johnson, vs. Milwaukee, 3/2/95
3-Point Field Goals Att.	19	Cory Johnson, vs. UT Martin, 1/15/98
Rebounds	29	Paul Ranson, vs. MacMurray, 12/8/61
Assists	13	2x, last by Kevin Roberts, vs. Morehead, 2/6/03
Blocked Shots	10	"Bud" Eley, vs. Morehead, 1/4/99

#### Single-Season

Games Played	34	Michael Morris, Ray Pugh, Derick Turner, 1985-86
Points	677	Otto Porter, 1980-81
Field Goals	287	Otto Porter, 1980-81
Field Goals Attempted	568	Otto Porter, 1980-81
Field Goal Percentage	64.3 (191-297)	Danny Dohogne, 1990-91
Free Throws	184	Carl Ritter, 1960-61
Free Throws Attempted	259	Riley Ellis, 1985-86
Free Throw Percentage	88.7 (94-106)	Curtis Shelton, 1993-94
3-Point Field Goals	97	Kenard Moore, 2008-09
3-Point Field Goals Att.	285	Kenard Moore, 2008-09
3-Point Field Goal Pct.	55.8 (53-95)	Amory Sanders, 2000-01
Rebounds	314	Brandon Griffin, 2002-03
Assists	200	Dwayne Rutherford, 1988-89
Blocked Shots	75	"Bud" Eley, 1998-99
Highest Scoring Average	27.0	Otto Porter, 1979-80
Highest Rebounding Avg.	10.7	"Bud" Eley, 1998-99



#### Powell Named 2010-11 NCAA

#### Division I Statistical Champion in Field Goal Percentage

Leon Powell led the nation in field goal percentage with a 63.0 percent clip in 2010-11. That mark stands as the second-best single-season field goal percentage in school history. Powell also led the Redhawks in scoring, rebounding and blocked shots.





# SOUTHEAST MISSOURI BASKETBALL

Season Preview	Coaching Staff	Player Profiles	Year in Review
----------------	----------------	-----------------	----------------

## Points

1. Carl Ritter, 1959-63	1,916
2. Jewell Crawford, 1980-84	1,862
3. Bill Giessing, 1960-64	1,686
4. William "Bud" Eley, 1995-99	1,611
5. Derek Winans, 2001-05	1,505
6. Ronny Rankin, 1984-86	1,277
7. Riley Ellis, 1984-86	1,241
8. Ray Pugh, 1985-89	1,237
9. Otto Porter, 1979-81	1,216
Devon Lake, 1990-93	1,216
11. Dwayne Rutherford, 1986-90	1,191
12. Kermit Meystedt, 1963-67	1,141
13. Anthony Venson, 1980-84	1,131
14. Curtis Shelton, 1990-94	1,112
15. John Sanchez, 1976-80	1,104
<b>16. Marland Smith, 2009-present</b>	<b>1,089</b>
17. Lawrence Wilson, 1986-90	1,086
18. Joe Cagle, 1973-77	1,055
19. Dave Shipley, 1975-79	1,046
20. Michael Morris, 1984-88	1,030
21. Mike Lewis, 1987-91	1,026
22. Dan Milligan, 1965-69	1,017

## Scoring Average

1. Otto Porter, 1979-81	25.9
2. Fred Anderson, 1968-69	23.3
3. Roy Booker, 2005-06	22.0
4. Ronny Rankin, 1984-86	20.6
5. Jim Anderson, 1970-72	19.7
6. Riley Ellis, 1984-86	19.1
7. Danny Dohogne, 1990-91	17.4
8. Jewell Crawford, 1980-84	16.6
William "Bud" Eley, 1995-99	16.6
10. Andrew Reed, 1970-72	16.4

## Field Goals Made

1. Jewell Crawford, 1980-84	763
2. William "Bud" Eley, 1995-99	629
3. Derek Winans, 2001-05	524
4. Otto Porter, 1979-81	515
5. Ronny Rankin, 1984-86	483
6. Riley Ellis, 1984-86	478
Ray Pugh, 1985-89	478
8. Joe Cagle, 1973-77	456
9. John Sanchez, 1976-80	444
10. Anthony Venson, 1980-84	440
Dave Shipley, 1975-79	440

## Field Goals Attempted

1. Jewell Crawford, 1980-84	1,470
2. Derek Winans, 2001-05	1,172
3. William "Bud" Eley, 1995-99	1,170
4. Otto Porter, 1979-81	1,044
5. Joe Cagle, 1973-77	1,026
6. Dave Shipley, 1975-79	1,010
7. Ray Pugh, 1985-89	975
8. Riley Ellis, 1984-86	955
9. Ronny Rankin, 1984-86	954
<b>10. Marland Smith, 2009-present</b>	<b>951</b>

## Field Goal Percentage


(Minimum 100 FG Made)	FG-A	Pct.
1. Danny Dohogne, 1990-91	191-297	.643
2. Leon Powell, 2010-12	298-486	.613
2. Carl Nicholson, 1985-88	105-173	.607
3. Eddie Hart, 1984-86	181-303	.597
4. Roderick Johnson, 1998-00	293-500	.586
5. Brandon Griffin, 2002-04	267-465	.574
Drew Demond, 1999-02	132-230	.574
7. Matt Sisley, 1992-94	142-248	.573
8. Desi Barmore, 1978-79	185-329	.562
9. Steve Tappmeyer, 1977-79	267-479	.557
10. David Montgomery, 1996-98	239-430	.556

## 3-Point Field Goals Made

1. Derek Winans, 2001-05	219
2. Churtis Shelton, 1990-94	215
<b>3. Marland Smith, 2009-present</b>	<b>188</b>
4. Terrick Willoughby, 2003-07	175
5. Kenard Moore, 2007-09	174
6. Mike Lewis, 1987-91	166
7. Cory Johnson, 1997-99	162
8. Brett Hale, 2001-05	140
9. Dwayne Rutherford, 1986-90	107
10. Amory Sanders, 1999-01	94

## 3-Point Field Goals Attempted

1. Derek Winans, 2001-05	564
<b>2. Marland Smith, 2009-present</b>	<b>550</b>
3. Kenard Moore, 2007-09	482
4. Curtis Shelton, 1990-94	480
5. Terrick Willoughby, 2003-07	434
6. Cory Johnson, 1997-99	391
7. Mike Lewis, 1987-91	372
8. Brett Hale, 2001-05	342
9. David Johnson, 2005-08	272
10. Devon Lake, 1990-93	269



## 3-Point Field Goal Percentage

(Minimum 100 3FG Made)	3FG-A	Pct.
1. Curtis Shelton, 1990-94	215-480	.448
2. Mike Lewis, 1987-91	166-372	.446
3. Cory Johnson, 1997-99	162-391	.414
4. Brett Hale, 2001-05	140-342	.409
5. Terrick Willoughby, 2003-07	175-434	.403
6. Dwayne Rutherford, 1986-90	107-266	.402
7. Derek Winans, 2001-05	219-564	.388
8. Kenard Moore, 2007-09	174-482	.361

## Free Throws Made

1. Carl Ritter, 1959-63	580
2. William "Bud" Eley, 1995-99	341
3. Jewell Crawford, 1980-84	336
4. Ronny Rankin, 1984-86	311
5. Devon Lake, 1990-93	309
6. Dwayne Rutherford, 1986-90	286
7. Riley Ellis, 1984-86	285
8. Lawrence Wilson, 1986-90	282
9. Curtis Shelton, 1990-94	257
10. Anthony Venson, 1980-84	251

## Free Throws Attempted

1. Carl Ritter, 1959-63	664
2. William "Bud" Eley, 1995-99	580
3. Jewell Crawford, 1980-84	495
4. Riley Ellis, 1984-86	462
5. Lawrence Wilson, 1986-90	402
6. Dwayne Rutherford, 1986-90	395

## » Career Rankings





## Opponents

7. Devon Lake, 1990-93	384
8. Ronny Rankin, 1984-86	371
9. Leon Powell, 2010-12	340
10. Malcomn Henry, 1985-90	332


## Free Throw Percentage

(Minimum 100 FT Made)

	FT-A	Pct.
1. Cory Johnson, 1997-99	130-146	.890
2. Robin Wilhoit, 1976-80	122-142	.859
Brett Hale, 2001-05	164-191	.859
4. Ronny Rankin, 1984-86	311-371	.838
<b>5. Lucas Nutt, 2009-present</b>	<b>157-189</b>	<b>.831</b>
6. Curtis Shelton, 1990-94	257-310	.829
7. Roy Booker, 2005-06	165-200	.825
8. Mike Payne, 1969-72	113-140	.807
9. Devon Lake, 1990-93	309-384	.805
10. Anthony Venson, 1980-84	251-315	.797

## Rebounds

1. William "Bud" Eley, 1995-99	955
2. John Sanchez, 1976-80	839
3. Kermit Meystedt, 1963-67	834
4. Paul Ranson, 1961-64	815
5. Anthony Thomas, 1978-82	796
Bill Giessing, 1960-64	796
7. Dan Milligan, 1965-69	758
8. Jewell Crawford, 1980-84	741
9. Arvin Haynes, 1972-76	622
10. Riley Ellis, 1984-85	568



**MARLAND SMITH**

## This is the OVC

### Rebounding Average

(Minimum 50 Games)

	G	Avg.
1. William "Bud" Eley, 1995-99	97	9.8
2. Brandon Griffin, 2002-04	53	9.1
3. Riley Ellis, 1984-86	65	8.7
4. Leon Powell, 2010-12	62	7.4
5. Roderick Johnson, 1998-00	60	7.3
6. Derick Turner, 1985-87	65	6.7
7. Reggie Golson, 2002-05	53	6.5
8. Calvin Williams, 2007-09	50	6.4
9. Jermall Morgan, 1993-95	54	6.3
10. Dainmon Gonner, 2003-05	54	6.2

### Assists

1. Dwayne Rutherford, 1986-90	541
2. Michael Morris, 1984-88	478
3. Dave Shipley, 1975-79	396
4. Jerry Freshwater, 1991-95	367
5. Joe Cagle, 1973-77	357
6. John Sanchez, 1976-80	327
7. Anthony Venson, 1980-84	321
8. Derek Winans, 2001-05	282
9. Paul Paradoski, 2004-07	263
<b>10. Lucas Nutt, 2009-present</b>	<b>241</b>

### Steals


1. Michael Morris, 1984-88	191
2. Derek Winans, 2001-05	153
Dwayne Rutherford, 1986-90	153
4. William "Bud" Eley, 1995-99	135
5. Jerry Freshwater, 1991-95	121
6. Dainmon Gonner, 2003-05	111
7. Paul Paradoski, 2004-07	110
8. David Johnson, 2005-08	90
9. Curtis Shelton, 1990-94	89
<b>10. Marland Smith, 2009-present</b>	<b>85</b>

### Blocks

1. William "Bud" Eley, 1995-99	156
2. Drew Demond, 1999-02	112
3. Leon Powell, 2010-12	92
4. Anthony Thomas, 1978-82	83
5. Reggie Golson, 2002-05	79
6. Calvin Williams, 2007-09	71
7. Malcomn Henry, 1985-90	60
8. James Barnes, 1990-92	58
9. Roderick Johnson, 1998-00	54
10. Lawrence Wilson, 1986-90	43

## Records & History

## This is Southeast



**WILLIAM "BUD" ELEY**

### Games Played

1. Malcomn Henry, 1985-90	148
2. Dwayne Rutherford, 1986-90	129
3. Lawrence Wilson, 1986-90	128
4. Michael Morris, 1984-88	122
5. Mike Lewis, 1987-91	121

### Games Started

1. Derek Winans, 2001-05	101
2. Bud Eley, 1995-99	93
3. Terrick Willoughby, 2003-07	80
<b>4. Marland Smith, 2009-present</b>	<b>77</b>
5. Paul Paradoski, 2004-07	66

### Current Players in Bold

\* - Southeast Missouri State University men's basketball Top-10 lists were generated with statistics dating back to 1968-69. Any cumulative statistical reports prior to that season were incomplete. Therefore, some individuals who played before 1968-69 may be excluded from certain statistical categories on these lists.





## Season Preview

## Coaching Staff

## Player Profiles

## Year in Review

### Points

1. Otto Porter, 1980-81	677
2. Riley Ellis, 1985-86	667
3. Ronny Rankin, 1985-86	656
4. Ronny Rankin, 1984-85	621
5. Jewell Crawford, 1983-84	606
6. Devon Lake, 1992-93	603
7. Roy Booker, 2005-06	594
8. Riley Ellis, 1984-85	574
9. Kenard Moore, 2008-09	570
10. Dainmon Gonner, 2004-05	547
11. Derick Turner, 1986-87	545
12. Otto Porter, 1979-80	539
13. Cleo Conley, 1986-87	537
14. William "Bud" Eley, 1996-97	536
15. Ray Pugh, 1987-88	533
16. Jim Anderson, 1970-71	509
17. Terry Mead, 1981-82	503
18. Jaycen Herring, 2008-09	497
19. Fred Anderson, 1968-69	489
20. Danny Dohogne, 1990-91	487

### Scoring Average

1. Otto Porter, 1979-80	27.0
2. Otto Porter, 1980-81	25.1
3. Fred Anderson, 1968-69	23.3
4. Jim Anderson, 1970-71	23.1
5. Jewell Crawford, 1983-84	22.4
6. Devon Lake, 1992-93	22.3
7. Roy Booker, 2005-06	22.0
8. Ronny Rankin, 1984-85	20.7
9. Ronny Rankin, 1985-86	20.5
10. Dainmon Gonner, 2004-05	20.3

### Field Goals Made

1. Otto Porter, 1980-81	287
2. Ronny Rankin, 1985-86	252
3. Riley Ellis, 1985-86	250
4. Jewell Crawford, 1983-84	238
5. Ronny Rankin, 1984-85	231
6. Otto Porter, 1979-80	228
Riley Ellis, 1984-85	228
8. Cleo Conley, 1986-87	223
9. Derick Turner, 1986-87	221
Fred Anderson, 1968-69	221

### Field Goals Attempted

1. Otto Porter, 1980-81	568
2. Ronny Rankin, 1985-86	524
3. Roy Booker, 2005-06	504
4. Riley Ellis, 1985-86	495
5. Fred Anderson, 1968-69	488
6. Kenard Moore, 2008-09	483
7. Otto Porter, 1979-80	476
Cleo Conley, 1986-87	476
9. Riley Ellis, 1984-85	460
10. Ronny Rankin, 1984-85	430

### Field Goal Percentage

(Minimum 75 FG Made)	FG-A	Pct.
1. Danny Dohogne, 1990-91	191-297	.643
2. Leon Powell, 2010-11	172-273	.630
3. Cornall Henderson, 1987-88	75-117	.641
Carl Nicholson, 1987-88	75-117	.641
5. Eddie Hart, 1985-86	119-186	.640
6. David Montgomery, 1997-98	141-227	.621
7. Roderick Johnson, 1999-00	163-270	.604
8. William "Bud" Eley, 1998-99	170-286	.594
9. Leon Powell, 2011-12	126-213	.592
10. John Sanchez, 1977-78	149-256	.582

### 3-Point Field Goals Made

1. Kenard Moore, 2008-09	97
2. Cory Johnson, 1997-98	95
3. Curtis Shelton, 1993-94	86
4. Kenard Moore, 2007-08	77
5. Roy Booker, 2005-06	73
6. Derek Winans, 2002-03	71
7. Cory Johnson, 1998-99	67
8. David Johnson, 2006-07	64
Mike Lewis, 1988-89	64
Mike Lewis, 1989-90	64
11. Marland Smith, 2011-12	63
Marland Smith, 2009-10	63

### 3-Point Field Goals Attempted

1. Kenard Moore, 2008-09	285
2. Roy Booker, 2005-06	233
3. Cory Johnson, 1997-98	219
4. Marland Smith, 2010-11	207
4. Kenard Moore, 2007-08	197
5. Curtis Shelton, 1993-94	190
6. Marland Smith, 2009-10	185
7. David Johnson, 2006-07	184
8. Cory Johnson, 1998-99	172
Derek Winans, 2002-03	172
10. Marland Smith, 2011-12	158



### 3-Point Field Goal Percentage

(Minimum 50 3FG Made)	3FG-A	Pct.
1. Amory Sanders, 2000-01	53-95	.558
2. Mike Lewis, 1989-90	64-130	.492
Mike Lewis, 1988-89	64-130	.492
4. Curtis Shelton, 1991-92	58-121	.479
5. Curtis Shelton, 1993-94	86-190	.453
6. Terrick Willoughby, 2006-07	51-116	.440
7. Cory Johnson, 1997-98	95-219	.434
8. Mark Johnson, 1994-95	55-128	.430
9. Brett Hale, 2002-03	54-126	.429
10. Cleo Conley, 1987-88	58-137	.423

### Free Throws Made

1. Carl Ritter, 1960-61	184
2. Riley Ellis, 1985-86	167
3. Roy Booker, 2005-06	165
4. Devon Lake, 1992-93	162
5. Ronny Rankin, 1984-85	159
6. Ronny Rankin, 1985-86	152
7. Jewell Crawford, 1983-84	130
Andrew Reed, 1971-72	130
9. Jermall Morgan, 1994-95	123
10. Riley Ellis, 1984-85	118
Michael Stokes, 2000-01	118

## » Single-Season Rankings





## Opponents

## This is the OVC

## Records & History

## This is Southeast

### Free Throws Attempted

1. Riley Ellis, 1985-86	259
2. William "Bud" Eley, 1996-97	217
3. Devon Lake, 1992-93	205
Leon Powell, 2010-11	205
5. Riley Ellis, 1984-85	203
6. Roy Booker, 2005-06	200
7. Jermall Morgan, 1994-95	199
8. Ronny Rankin, 1984-85	190
9. Jewell Crawford, 1983-84	183
10. Ronny Rankin, 1985-86	181

### Free Throw Percentage

(Minimum 75 FT Made)	FT-A	Pct.
1. Curtis Shelton, 1993-94	94-106	.887
2. Ronny Rankin, 1985-86	152-181	.840
3. Ronny Rankin, 1984-85	159-190	.837
4. Michael Stokes, 2000-01	118-143	.825
Roy Booker, 2005-06	165-200	.825
6. Devon Lake, 1990-91	92-113	.814
7. Steve Tappmeyer, 1978-79	81-100	.810
8. Pat Niemczyk, 1979-80	83-104	.798
Otto Porter, 1979-80	83-104	.798
10. Dwayne Rutherford, 1988-89	98-124	.790
Devon Lake, 1992-93	162-205	.790

### Rebounds

1. Brandon Griffin, 2002-03	314
2. William "Bud" Eley, 1996-97	310
William "Bud" Eley, 1998-99	310
4. Riley Ellis, 1985-86	293
5. Derick Turner, 1986-87	282
6. Riley Ellis, 1984-85	275
7. Roderick Johnson, 1999-00	266
8. William "Bud" Eley, 1995-96	260
9. Anthony Thomas, 1981-82	249
10. Leon Powell, 2010-11	247

### Rebounding Average

(Minimum 20 Games)	G	Avg.
1. William "Bud" Eley, 1998-99	29	10.7
2. Brandon Griffin, 2002-03	30	10.5
3. William "Bud" Eley, 1996-97	30	10.3
4. Thomas Thames, 1990-91	20	10.1
5. William "Bud" Eley, 1995-96	27	9.6
6. Derick Turner, 1986-87	31	9.1
7. Riley Ellis, 1985-86	33	8.9
8. Danny Dohogne, 1990-91	28	8.8
9. Riley Ellis, 1984-85	32	8.6
Roderick Johnson, 1999-00	31	8.6



**REGGIE GOLSON**

### Assists

1. Dwayne Rutherford, 1988-89	200
2. Kevin Roberts, 2002-03	179
3. Jerry Freshwater, 1994-95	153
4. Dwayne Rutherford, 1987-88	143
5. Michael Morris, 1986-87	139
6. Michael Morris, 1985-86	136
7. Michael Morris, 1987-88	130
8. Michael Stokes, 1999-00	128
9. Joe Cagle, 1975-76	127
10. Lew Brookins, 1982-83	126

### Steals

1. Dainmon Gonner, 2004-05	74
2. Dwayne Rutherford, 1988-89	71
3. Michael Morris, 1986-87	63
Michael Morris, 1987-88	63
5. William "Bud" Eley, 1996-97	58
Calvert White, 1996-97	58
7. Johnnie Coleman, 1990-91	57
8. Ernest Taylor, 1988-89	50
9. Cleo Conley, 1986-87	48
10. Kahn Cotton, 1997-98	47

### Blocks

1. William "Bud" Eley, 1998-99	75
2. Reggie Golson, 2004-05	64
3. William "Bud" Eley, 1995-96	51
4. Leon Powell, 2010-11	50
5. Drew Demond, 2000-01	48
6. Anthony Thomas, 1981-82	45
7. Leon Powell, 2011-12	42
8. Roderick Johnson, 1999-00	41
9. Calvin Williams, 2008-09	39
10. Anthony Thomas, 1979-80	38
Drew Demond, 2001-02	38

### Current Players in Bold

\* - Southeast Missouri State University men's basketball Top-10 lists were generated with statistics dating back to 1968-69. Any cumulative statistical reports prior to that season were incomplete. Therefore, some individuals who played before 1968-69 may be excluded from certain statistical categories on these lists.



**LEON POWELL**





Season Preview				Coaching Staff		Player Profiles			Year in Review		
<b>1991-92</b>				at UT Martin*		L	89	90	Southern Illinois		
<b>Overall:</b> 12-16 <b>OVC:</b> 5-9				Middle Tennessee*		W	80	69	Colorado State		
<b>Head Coach:</b> Ron Shumate				Tennessee Tech*		W	79	74	at Florida State		
<u>Opponent</u>		<u>SE</u>	<u>OPP</u>	at Murray State*		L	96	100	Oakland City College		
at UW-Green Bay	L	54	82	at Morehead State*		L	85	92	Eastern Kentucky*		
at Wisconsin	L	71	82	at Eastern Kentucky		L	65	86	Morehead State*		
Cleveland State	L	80	88	Tennessee State*		W	94	77	at Tennessee Tech*		
Nicholls State	W	76	73	Austin Peay*		W	77	64	at Middle Tennessee*		
Texas-Pan American	W	85	56	UT Martin*		W	69	68	at Tennessee State*		
at Southern Utah	L	62	98	at Middle Tennessee*		W	67	63 <sup>OT</sup>	at UT Martin*		
at Montana State	L	67	70	at Tennessee Tech*		L	99	113	Tennessee State*		
Lewis	W	80	56	<b>1993-94</b>					Austin Peay*		
at Texas-Pan American	W	70	68	<b>Overall:</b> 10-17 <b>OVC:</b> 5-11					Murray State*		
at Arkansas-Little Rock	L	77	85 <sup>OT</sup>	<b>Head Coach:</b> Ron Shumate					at Morehead State*		
Oakland City	W	84	69	<u>Opponent</u>			<u>SE</u>	<u>OPP</u>	at Eastern Kentucky*		
Austin Peay*	W	79	76	Evansville		L	60	76	Middle Tennessee*		
UW-Milwaukee	L	71	83	Southern California College		W	65	52	Tennessee Tech*		
at Middle Tennessee*	L	58	61	Troy State		W	119	113	at Murray State*		
at Murray State*	L	76	86	Texas-Arlington		W	86	83	UT Martin*		
Morehead State*	W	85	74	Chicago State		W	125	95	at Austin Peay*		
Eastern Kentucky*	W	76	74	Samford		L	72	72	UW-Milwaukee		
at Tennessee State*	L	62	63	Prairie View A&M		W	100	63	at South Florida		
at Tennessee Tech*	L	51	84	Southern Illinois		L	54	82	<b>1995-96</b>		
at Austin Peay*	L	86	92 <sup>OT</sup>	Colorado State		L	72	104	<b>Overall:</b> 8-19 <b>OVC:</b> 5-11		
Arkansas-Little Rock	W	80	78	Eastern Kentucky*		L	62	86	<b>Head Coach:</b> Ron Shumate		
Tennessee Tech*	L	78	88	Morehead State*		L	72	85	<u>Opponent</u>		
Tennessee State*	W	76	66	Tennessee Tech*		W	87	77	Oakland City		
at Eastern Kentucky*	L	69	83	Middle Tennessee*		W	99	77	Troy State		
at Morehead State*	L	80	84	Tennessee State*		L	83	94	Mississippi Valley State		
Murray State*	W	80	75	UT Martin*		W	86	63	at Fairfield		
Middle Tennessee*	L	76	87	Tennessee State*		L	87	96	at Illinois		
at UW-Milwaukee	W	80	64	Austin Peay*		L	69	75	vs. San Jose State		
<b>1992-93</b>				Murray State*		L	74	81	at Southern Illinois		
<b>Overall:</b> 16-11 <b>OVC:</b> 9-7				Morehead State*		L	80	94	Oral Roberts		
<b>Head Coach:</b> Ron Shumate				Eastern Kentucky*		L	75	84	at Missouri		
<u>Opponent</u>		<u>SE</u>	<u>OPP</u>	Tennessee Tech*		W	89	83	at Eastern Kentucky*		
UW-Green Bay	W	67	65	Middle Tennessee*		L	68	94	at Morehead State*		
Alcorn State	W	86	81	Murray State*		L	95	96	UT Martin*		
Arkansas State	W	71	69 <sup>OT</sup>	Missouri		L	61	83	at Middle Tennessee*		
Montana State	W	72	56	UT Martin*		L	87	103	at Austin Peay*		
Cincinnati	L	58	83	Austin Peay*		W	98	72	Tennessee State*		
Central Michigan	W	74	61	Memphis State		L	83	109	Tennessee Tech*		
Arkansas	L	72	96	<b>1994-95</b>					South Florida		
at Evansville	L	68	92	<b>Overall:</b> 13-14 <b>OVC:</b> 7-9					at Murray State*		
at Chicago State	L	71	91	<b>Head Coach:</b> Ron Shumate					Morehead State*		
Oakland City	W	108	69	<u>Opponent</u>			<u>SE</u>	<u>OPP</u>	Eastern Kentucky*		
at Tennessee State*	L	70	95	Drury College		W	90	79	at UT Martin*		
at Austin Peay*	W	90	68	Fairfield		W	82	75	Austin Peay*		
Murray State*	L	95	111	Maine		W	92	78	Middle Tennessee*		
Southern Utah	W	91	74	at Missouri		L	77	84	at Tennessee Tech*		
Morehead State*	W	107	96	at UW-Milwaukee		W	75	71	at Tennessee State*		
Eastern Kentucky*	W	79	63						Murray State*		
									at Oral Roberts		
									L		

## » Division I Results





Opponents				This is the OVC		Records & History		This is Southeast		
<b>1996-97</b>				at Tennessee State*		W	60	59	<b>1999-2000</b>	
<b>Overall:</b> 12-18 <b>OVC:</b> 9-9				at UT Martin*		L	82	91 <sup>2OT</sup>	<b>Overall:</b> 24-7 <b>OVC:</b> 14-4	
<b>Head Coach:</b> Ron Shumate				at Murray State*		L	66	101	<b>Head Coach:</b> Gary Garner	
<u>Opponent</u>		<u>SE</u>	<u>OPP</u>	Eastern Illinois*		L	78	81 <sup>OT</sup>	<u>Opponent</u>	<u>SE</u> <u>OPP</u>
vs. Norfolk State	W	68	63	Morehead State*		W	99	79	Western Carolina	W 93 69
vs. Samford	L	57	63	Eastern Kentucky*		W	97	78	Rockhurst	W 67 58
McKendree	L	59	72	at Austin Peay*		W	81	57	Montana	W 66 61
at Oklahoma	L	52	83	at Tennessee Tech*		L	57	77	at Tennessee Tech*	W 84 79
at Louisiana Tech	W	69	65	at Middle Tennessee*		W	85	76	Oakland City	W 79 45
Southern Illinois	L	68	78	UT Martin		W	87	61	vs. Montana	L 48 60
at Missouri	L	50	64	Murray State*		L	71	82	vs. Robert Morris	W 55 44
Oakland City	W	87	57	at Eastern Illinois*		W	84	77 <sup>OT</sup>	Arkansas State	W 74 71
vs. Cincinnati	L	57	80	<b>OVC Tournament</b>					at Bradley	W 65 60
vs. Old Dominion	L	61	74	vs. Austin Peay		L	46	76	at Southern Illinois	L 51 62
vs. Fresno State	L	77	83	<b>1998-99</b>					Tennessee State*	W 79 46
at Austin Peay*	L	85	96	<b>Overall:</b> 20-9 <b>OVC:</b> 15-3					Austin Peay*	W 62 60
at Tennessee State*	W	71	53	<b>Head Coach:</b> Gary Garner					at Middle Tennessee*	W 79 46
UT Martin*	W	82	72 <sup>OT</sup>	<u>Opponent</u>			<u>SE</u>	<u>OPP</u>	at UT Martin*	L 66 75
Eastern Kentucky*	W	70	68	SIU Edwardsville		W	78	35	at Murray State*	W 84 78
Morehead State*	W	94	75	at Bradley		L	47	49	at Tennessee Tech*	W 61 50
at Middle Tennessee*	W	78	76	Central Methodist		W	84	65	Eastern Illinois*	W 77 66
at Tennessee Tech*	L	82	86	Louisiana Tech		L	72	84	Morehead State*	W 80 59
at Murray State*	L	75	77	at Austin Peay*		W	74	65	Eastern Kentucky*	W 77 65
Eastern Illinois*	L	61	65	at Tennessee State*		W	70	49	at Tennessee State*	L 52 56
Tennessee State*	W	78	75	at Arkansas State		W	76	75	at Austin Peay*	L 64 67 <sup>2OT</sup>
Austin Peay*	W	73	72	Eastern Kentucky*		W	78	58	Middle Tennessee*	W 76 56
Murray State*	L	75	86	at Missouri State		L	56	67	UT Martin*	W 80 68
at Morehead State*	L	80	83	Southern Illinois		L	49	70	at Murray State*	L 60 77
at Eastern Kentucky*	L	76	84	at Oklahoma State		L	64	75	at Eastern Illinois*	W 72 71
Tennessee Tech*	W	78	65	Morehead State*		W	71	69	at Morehead State*	W 74 58
Middle Tennessee*	W	85	76	Middle Tennessee*		W	73	63	at Eastern Kentucky*	W 65 48
at UT Martin*	L	62	92	at Tennessee Tech*		W	64	51	<b>OVC Tournament</b>	
at Eastern Illinois*	L	71	92	Austin Peay*		W	87	71	vs. UT Martin	W 76 74
<b>OVC Tournament</b>				Murray State*		L	70	71	vs. Middle Tennessee	W 78 60
vs. Middle Tennessee	L	74	89	UT Martin*		W	84	75 <sup>OT</sup>	vs. Murray State	W 67 56
<b>1997-98</b>				at Eastern Illinois*		W	81	70	<b>NCAA Tournament</b>	
<b>Overall:</b> 14-13 <b>OVC:</b> 10-8				at Morehead State*		W	72	60	vs. Louisiana State	L 61 64
<b>Head Coach:</b> Gary Garner				Tennessee State*		W	61	54		
<u>Opponent</u>		<u>SE</u>	<u>OPP</u>	Middle Tennessee*		W	69	55		
at Colorado	L	59	62	Tennessee Tech*		L	62	68		
Central Methodist	W	94	78	at Murray State*		L	52	62		
Bradley	W	79	71	at UT Martin*		W	60	49		
Oakland City	W	60	27	at Eastern Kentucky*		W	77	61		
Tennessee State*	L	77	79 <sup>OT</sup>	Eastern Illinois*		W	92	70		
Austin Peay*	W	73	61	<b>OVC Tournament</b>						
at Southern Illinois	L	62	81	vs. Eastern Illinois		W	78	57		
at Missouri	L	64	65	vs. Middle Tennessee		W	82	74		
Truman State	W	79	65	vs. Murray State		L	61	62		
at Louisville	L	69	91							
at Morehead State*	W	64	61							
at Eastern Kentucky*	L	79	82 <sup>2OT</sup>							
Tennessee Tech*	W	69	51							
Middle Tennessee*	L	55	70							





# SOUTHEAST MISSOURI BASKETBALL

Season Preview	Coaching Staff	Player Profiles	Year in Review
----------------	----------------	-----------------	----------------

## 2000-01

**Overall:** 18-12 **OVC:** 8-8

**Head Coach:** Gary Garner

Date	Opponent		SE	OPP
N17	Truman State	W	70	59
N21	Missouri-Rolla	W	87	63
N24	vs. Toledo	L	43	59
N25	vs. Robert Morris	W	78	53
N26	vs. Cleveland State	W	72	71
N29	at Mississippi Valley	L	77	83
D5	Southern Illinois	W	87	84
D9	Tennessee Tech*	L	68	70
D16	Missouri State*	W	73	71
D20	Campbell	W	81	54
D27	vs. Houston	L	64	69
D28	vs. Jackson State	W	72	63
J4	at Tennessee State*	W	88	57
J6	at Austin Peay*	L	60	80
J11	Murray State*	L	58	60
J13	UT Martin*	W	60	49
J20	at Eastern Illinois*	L	71	83
J22	at Morris Brown	W	82	63
J27	at Morehead State*	W	74	71
J29	at Eastern Kentucky*	W	65	59
F1	Austin Peay*	L	72	77
F3	Tennessee State*	L	94	96
F6	at Tennessee Tech*	L	69	79
F8	at Murray State*	W	65	54
F10	at UT Martin*	W	81	73
F14	Morris Brown	W	83	50
F17	Eastern Illinois*	W	75	73
F22	Eastern Kentucky*	W	81	70
F24	Morehead State*	W	63	61

### OVC Tournament

F27	vs. Austin Peay	L	70	72
-----	-----------------	---	----	----

## 2001-02

**Overall:** 6-22 **OVC:** 4-12

**Head Coach:** Gary Garner

Date	Opponent		SE	OPP
N16	Birmingham Southern	L	51	62
N24	at Missouri State	L	63	73
N27	Arkansas-Little Rock	L	74	83
D1	Western Illinois	L	58	71
D5	at Vanderbilt	L	71	76
D8	North Alabama	W	75	68
D15	at Saint Louis	L	62	88
D17	Mississippi Valley	L	70	82
D22	at Southern Illinois	L	80	92
D29	Lincoln University	W	77	68
J2	at Western Illinois	L	75	82
J5	at Eastern Illinois*	L	74	84
J7	Tennessee State*	L	82	94

J10	Eastern Kentucky*	W	95	75
J12	Morehead State*	L	53	59
J17	at UT Martin*	L	73	89
J19	at Murray State*	L	72	85
J24	Tennessee Tech*	L	62	75
J26	Austin Peay*	L	67	68
J31	at Tennessee State*	L	65	72
F2	at Tennessee Tech*	L	67	82
F7	at Morehead State*	L	75	91
F9	at Eastern Kentucky*	W	81	74
F14	UT Martin*	W	78	51
F16	Murray State*	L	86	92
F19	Eastern Illinois*	W	102	87
F23	at Austin Peay*	L	47	80

### OVC Tournament

F26	vs. Tennessee Tech	L	56	73
-----	--------------------	---	----	----

## 2002-03

**Overall:** 11-19 **OVC:** 5-11

**Head Coach:** Gary Garner

Date	Opponent		SE	OPP
N22	at Arkansas State	L	71	83
N25	Central Methodist	W	82	63
N28	vs. UW-Milwaukee	W	89	75
N29	vs. Indiana State	L	55	68
D1	vs. Tulane	L	60	81
D4	Oakland City	W	88	66
D7	Southern Illinois	L	69	85
D14	at UMKC	W	66	58
D17	at Arkansas-Little Rock	L	56	83
D21	Missouri State	W	70	53
D29	at Creighton	L	70	93
J4	Eastern Illinois*	L	75	85
J9	at Eastern Kentucky*	W	93	77
J11	at Morehead State*	L	63	77
J16	UT Martin*	L	80	88 <sup>OT</sup>
J18	Murray State*	W	78	68
J21	at Western Illinois	L	75	84
J25	at Austin Peay*	L	49	62
J30	Tennessee State*	W	87	67
F1	Tennessee Tech*	W	75	71
F4	at Eastern Illinois*	L	73	85
F6	Morehead State*	L	69	79
F8	Eastern Kentucky*	L	75	79
F13	at UT Martin*	L	61	77
F15	at Murray State*	L	65	71
F18	Western Illinois	W	53	52
F22	Austin Peay*	L	56	63
F27	at Tennessee Tech*	L	73	89
M1	at Tennessee State*	W	89	82

### OVC Tournament

M4	vs. Morehead State	L	84	91
----	--------------------	---	----	----

## 2003-04

**Overall:** 11-16 **OVC:** 4-12

**Head Coach:** Gary Garner

Date	Opponent		SE	OPP
N21	UW-Green Bay	W	63	62
N24	Kentucky Christian	W	83	51
N29	at Montana	L	50	61
N30	UC-Santa Barbara	W	77	75
D3	at Southern Illinois	L	58	71
D6	UMKC	W	80	63
D9	at Arkansas	L	68	78
D13	Oakland City	W	79	67
D22	North Texas	W	75	68
D31	at DePaul	L	50	57
J3	IUPUI-Fort Wayne	W	77	75
J8	Austin Peay*	L	48	52
J10	Tennessee Tech*	L	69	71
J13	at Eastern Illinois*	W	84	64
J15	Tennessee State*	W	81	75
J22	at Tennessee Tech*	L	73	74
J24	at Austin Peay*	L	52	54
J29	at Jacksonville State*	L	64	79
J31	at Samford*	L	58	70
F5	UT Martin*	W	89	78
F7	Murray State*	L	74	80
F10	Eastern Illinois*	L	85	89
F14	at Tennessee State*	L	86	90
F19	Eastern Kentucky*	L	81	85
F21	Morehead State*	W	80	77
F26	at Murray State*	L	63	76
F28	at UT Martin*	L	71	88

## 2004-05

**Overall:** 15-14 **OVC:** 9-7

**Head Coach:** Gary Garner

Date	Opponent		SE	OPP
N19	at Bradley	L	81	85
N23	Rockhurst	W	81	64
N27	at UW-Green Bay	L	55	59
D1	at Western Kentucky	L	53	74
D4	South Dakota State	W	59	58
D9	Montana	L	66	69
D11	Central Methodist	W	83	77
D18	Southern Illinois	L	68	72
D22	at North Texas	L	62	69
D29	at Saint Louis	W	65	49
J1	Lincoln University	W	95	68
J6	at Austin Peay*	L	50	60
J8	at Tennessee Tech*	L	61	63
J11	Eastern Illinois*	W	79	60
J13	at Tennessee State*	L	101	105 <sup>20T</sup>
J20	Tennessee Tech*	L	81	82
J22	Austin Peay*	W	65	52
J27	Jacksonville State*	W	84	65

## » Division I Results





Opponents				This is the OVC				Records & History				This is Southeast			
J29	Samford*	W	72	65 <sup>OT</sup>	2006-07				D30	Central Methodist	W <sup>A</sup>	76	63		
F3	at UT Martin*	W	75	68	Overall: 11-20 OVC: 9-11				J2	Eastern Kentucky*	W <sup>A</sup>	66	55		
F5	at Murray State*	W	61	58	Head Coach: Scott Edgar				J5	at Eastern Illinois*	W <sup>A</sup>	82	71		
F8	at Eastern Illinois*	W	88	79	Date	Opponent	SE	OPP	J7	Murray State*	L	51	79		
F12	Tennessee State*	W	85	68	N10	at Arkansas	L	52	92	J12	at Austin Peay*	L	82	85	
F17	at Eastern Kentucky*	L	72	83	N17	at Drake	L	51	78	J17	at Tennessee State*	L	75	87	
F19	at Morehead State*	L	66	88	N18	at Centenary	L	51	83	J19	at Tennessee Tech*	L	76	93	
F24	Murray State*	L	57	61	N19	at Alaska-Fairbanks	W	69	66	J24	Morehead State*	L	78	82	
F26	UT Martin*	W	72	52	N24	vs. UC-Riverside	W	78	75	J26	at Murray State*	L	85	86	
OVC Tournament				N27	at Evansville	L	45	65	J29	Austin Peay*	W	121	116 <sup>3OT</sup>		
M1	vs. Murray State	W	61	58	N29	IPFW	L	65	84	F2	UT Martin*	L	71	90	
M4	vs. Eastern Kentucky	L	52	69	D2	UT Martin*	W	81	79	F7	at Morehead State*	L	63	75	
2005-06				D7	at Tennessee State*	L	72	75	F9	at Eastern Kentucky*	L	69	80 <sup>OT</sup>		
Overall: 7-20 OVC: 4-16				D9	at Tennessee Tech*	L	76	91	F14	Eastern Illinois*	L	70	90		
Head Coach: Gary Garner				D17	Jacksonville State*	L	67	70	F16	at UT Martin*	L	85	98		
Date	Opponent		SE	OPP	D19	Samford*	L	64	65	F23	at Eastern Michigan	L	82	86	
N18	Truman State	W	59	56	D23	at Iowa State	L	71	87	(ESPN Bracket Buster)					
N21	IPFW	L	64	65	D30	at Purdue	L	65	102	F28	Samford*	L	62	68	
N24	at South Dakota State	W	75	68	J2	at Eastern Kentucky*	W	88	74	M1	Jacksonville State*	L	83	86	
N27	at Nebraska	L	54	69	J4	Eastern Illinois*	W	80	65	^ - Indicates wins which were vacated.					
D3	at UT Martin	L	60	72	J8	at Murray State*	W	96	85	2008-09					
D8	Tennessee State*	W	70	69	J13	at Austin Peay*	L	67	68	Overall: 3-27 OVC: 0-18					
D10	Tennessee Tech*	L	65	79	J18	Tennessee State*	W	92	78	Head Coach: Scott Edgar/Zac Roman					
D16	Central Methodist	W	81	49	J20	Tennessee Tech*	L	80	87	Date	Opponent	SE	OPP		
D19	at Samford*	L	53	68	J24	at Morehead State*	W	61	59	N14	at New Mexico	L	59	102	
D21	at Jacksonville State*	L	72	82	J27	Murray State*	L	67	85	N16	at Kansas State	L	68	88	
D28	at Illinois	L	64	89	J29	Austin Peay*	L	73	75	N21	Culver-Stockton	W	89	50	
J2	Eastern Kentucky*	W	62	62	F3	at UT Martin*	W	73	69	N25	at Iowa	L	41	75	
J5	at Eastern Illinois*	W	72	60	F8	Morehead State*	W	81	78	N28	vs. Longwood	W	81	77	
J7	at Murray State*	L	69	81	F10	Eastern Kentucky*	L	61	66	N29	vs. Oakland	L	63	81	
J14	Austin Peay*	L	56	63	F13	at Eastern Illinois*	L	69	77	D4	Austin Peay*	L	67	91	
J19	at Tennessee State*	L	63	68	F17	Lousiana Tech	L	56	72	D6	Tennessee State*	L	72	83	
J21	at Tennessee Tech*	L	76	87	F22	at Samford*	W	70	67	D10	at Western Illinois	L	66	71	
J26	Morehead State*	L	55	60	F24	at Jacksonville State*	L	72	78	D14	at Bradley	L	62	75	
J28	Murray State*	L	69	76	OVC Tournament				D21	Western Illinois	W	64	63		
J30	at Austin Peay*	L	62	73	F27	at Tennessee Tech	L	60	88	D23	at Arkansas State	L	67	86	
F4	UT Martin*	L	55	66	2007-08				Zac Roman served as the Redhawks head coach for						
F9	at Morehead State*	L	59	62	Overall: 1-19 OVC: 1-13				the last 18 games of the season.						
F11	at Eastern Kentucky*	L	51	80	Head Coach: Scott Edgar				D31	SIU Edwardsville	L	69	70		
F15	Eastern Illinois*	L	49	60	Date	Opponent	SE	OPP	J3	at Tennessee Tech*	L	76	103		
F18	UC-Riverside	L	61	69	N10	at Xavier	L	59	90	J5	at Jacksonville State*	L	66	71	
(ESPN Bracket Buster)				N14	at Illinois State	L	71	90	J10	Eastern Illinois*	L	63	83		
F23	Samford*	W	63	52	N16	Culver-Stockton	W <sup>A</sup>	87	76	J12	UT Martin*	L	67	81	
F25	Jacksonville State*	L	67	80	N20	Evansville	W <sup>A</sup>	87	77	J15	Morehead State*	L	67	73	
				N23	vs. Coppin State	L	99	102 <sup>2OT</sup>	J17	Eastern Kentucky*	L	71	74		
				N24	vs. Longwood	W <sup>A</sup>	82	78	J22	at UT Martin*	L	73	86		
				N28	at Louisiana Tech	W <sup>A</sup>	59	54	J24	at Murray State*	L	55	80		
				D1	at Bradley	L	72	90	J29	Jacksonville State*	L	68	78		
				D6	Tennessee State*	W <sup>A</sup>	102	95	J31	Tennessee Tech*	L	75	91		
				D8	Tennessee Tech*	W <sup>A</sup>	84	74	F7	at Eastern Illinois*	L	62	70		
				D18	at Samford*	W <sup>A</sup>	63	62	F12	at Eastern Kentucky*	L	64	84		
				D20	at Jacksonville State*	W <sup>A</sup>	81	80							
				D22	at Tulsa	L	51	89							

» Division I Results





Season Preview					Coaching Staff					Player Profiles					Year in Review				
F14	at Morehead State*	L	67	79	D6	at Iowa State	L	58	85	F2	at #9 Murray State*	L	73	81					
F17	Murray State*	L	60	79	D8	at Southern Illinois	L	68	83	F4	Tennessee State*	L	72	75					
F21	Northern Illinois	L	73	97	D11	Hannibal-Lagrange	W	101	52	F9	UT Martin*	W	86	56					
F26	at Tennessee State*	L	82	87	D19	at Jacksonville State*	W	76	67	F11	at SIU Edwardsville*	W	85	72					
F28	at Austin Peay*	L	78	88	D21	at Tennessee Tech*	W	77	75	F15	#14 Murray State*	L	66	75					
<b>2009-10</b> <b>Overall:</b> 7-23 <b>OVC:</b> 3-15 <b>Head Coach:</b> Dickey Nutt					D29	at SMU	L	59	71	F18	at McNeese State#	L	61	74					
					J3	UT Martin*	W	82	75	F23	at Jacksonville State*	L	59	69					
					J8	Eastern Illinois*	W	78	75	F25	at Austin Peay*	L	59	68					
					J13	Morehead State*	L	63	76	<b>OVC Tournament</b>									
					J15	Eastern Kentucky*	L	52	64	F29	Eastern Kentucky	W	75	65					
<u>Date</u>	<u>Opponent</u>		<u>SE</u>	<u>OPP</u>	J20	at UT Martin*	L	69	79	M1	Tennessee Tech	L	73	77					
N14	at Saint Louis	L	41	59	J22	at Murray State*	L	58	96	* - Denotes Ohio Valley Conference Game # - ESPN BracketBuster									
N18	Arkansas State	L	49	73	J27	Jacksonville State*	L	56	65 <sup>OT</sup>										
N22	at Northern Illinois	W	70	64 <sup>OT</sup>	J29	Tennessee Tech*	L	86	93										
N24	Eastern Michigan	L	76	86	F5	at Eastern Illinois*	W	70	64										
N27	vs. St. Bonaventure	L	44	67	F7	at SIUE	W	83	63										
N28	at Illinois State	L	53	93	F10	at Eastern Kentucky*	L	64	77										
N29	vs. Norfolk State	W	75	54	F12	at Morehead State*	L	52	64										
D3	at Austin Peay*	L	71	76 <sup>OT</sup>	F16	Murray State*	W	64	57										
D5	at Tennessee State*	W	74	66	F19	Sacramento State#	W	67	52										
D9	Southern Illinois	L	65	86	F24	at Tennessee State*	L	52	57										
D12	Williams Baptist College	W	116	60	F26	at Austin Peay*	L	52	75										
D22	at Memphis	L	57	87	<b>OVC Tournament</b>														
J2	Tennessee Tech*	L	73	82	M2	Eastern Kentucky	W	65	49										
J4	Jacksonville State*	W	78	66	M3	Austin Peay	L	60	76										
J9	at Eastern Illinois*	L	68	88	* - Denotes Ohio Valley Conference Game # - ESPN BracketBuster														
J14	at Morehead State*	L	40	80															
J16	at Eastern Kentucky*	L	63	79															
J21	UT Martin*	W	77	63															
J23	Murray State*	L	61	80															
J28	at Jacksonville State*	L	55	58	<b>2011-12</b>														
J30	at Tennessee Tech*	L	68	82	<b>Overall:</b> 15-16 <b>OVC:</b> 9-7														
F2	SIU Edwardsville	W	68	49	<b>Head Coach:</b> Dickey Nutt														
F6	Eastern Illinois*	L	49	75	<u>Date</u>	<u>Opponent</u>		<u>SE</u>	<u>OPP</u>										
F9	at UT Martin*	L	70	73	N11	at #25 Missouri	L	68	83										
F11	Eastern Kentucky*	L	56	59	N14	Harris-Stowe	W	95	60										
F13	Morehead State*	L	54	73	N16	at Bradley	L	65	66										
F16	at Murray State*	L	68	80	N20	at Oregon	L	61	86										
F20	at Miami (Ohio)#	L	53	69	N23	Hannibal-LaGrange	W	82	72										
F25	Tennessee State*	L	67	74	N26	Miami (Ohio)	W	64	57										
F27	Austin Peay*	L	68	71 <sup>OT</sup>	N29	at Arkansas State	L	63	79										
<b>2010-11</b> <b>Overall:</b> 10-22 <b>OVC:</b> 6-12 <b>Head Coach:</b> Dickey Nutt					D3	Southeastern Louisiana	W	63	61 <sup>OT</sup>										
					D5	at Central Arkansas	L	72	88										
					D10	UMKC	L	69	74										
					D19	SMU	L	65	84										
					D22	at Sacramento State	W	77	76										
<u>Date</u>	<u>Opponent</u>		<u>SE</u>	<u>OPP</u>	D28	Morehead State*	W	67	51										
N13	at UAB	L	56	78	J2	Jacksonville State*	W	74	56										
N16	at Florida Gulf Coast	L	78	89	J5	at UT Martin*	W	73	71										
N20	at UMKC	L	62	70	J7	at Eastern Kentucky*	L	59	63										
N22	Grambling State	L	76	77 <sup>OT</sup>	J12	SIU Edwardsville*	W	85	68										
N24	at Arkansas	L	56	66	J14	Eastern Illinois*	W	80	73										
N27	Arkansas State	L	50	56	J21	at Tennessee Tech*	L	62	77										
D2	Austin Peay*	L	60	78	J26	Austin Peay*	W	65	60										
D4	Tennessee State*	L	67	77	J30	at Eastern Illinois*	W	74	53										

## » Division I Results





Opponents			This is the OVC			Records & History			This is Southeast		
Name	Letters	Years									
Fred Abraham	2	1998-00	John Boos	1	1971-72	Adam Crader	3	2001-04	Milton Gehrs	3	1926-30
Hayes Adams	3	1935-39	Neal Botsch	1	1967-68	Mike Crain	2	1992-94	Bill George	4	1953-57
Jeff Adams	1	1979-80	John Boyd	2	1966-68	Jewel Crawford	4	1980-84	Bill Giessing	4	1959-63
Paul Adams	1	1953-54	John Bradford	2	1950-52	Erwin Crecelius	1	1920-21	Gary Gilbert	4	1951-55
Tony Agosti	2	1938-40	Claude Bragg	4	1928-32	Wayne Crippen	3	1956-59	Bill Cohen	2	1941-43
Anthony Allison	2	2009-11	Roscoe Branch	2	1939-41	Reginald Crisp	2	1995-97	George Godwin	4	1934-38
Fred Anderson	2	1968-70	Mike Branson	2	1998-00	Grover Crites	2	1936-38	Reggie Golson	2	2003-05
Jim Anderson	2	1970-72	Brandon Braswell	2	1989-91	Cliff Cromer	2	1944-46	Robert Goodwin	3	1947-50
Rolla Anderson	2	1941-43	Larry Briggs	4	1967-71	Nate Crowden	2	1978-80	Dainmon Gonner	2	2003-05
Chris Arand	4	1981-85	Harold Brinkopf	2	1948-50	Lyman Dole	1	1926-27	Monte Gordon	2	2001-02
Kevin Arand	2	1972-74	James Brinkopf	2	1944-46	Tim Daughtery	4	1921-26	Dennis Govro	1	1921-22
Paul Arand	2	1978-80	Leon Brinkopf	1	1944-45	Charles Davenport	4	1965-69	Bill Graham	2	1954-56
Ron Armstrong	2	1984-86	Marcus Brister	2	2010-12	Eugene Dawson	1	1949-50	Twyman Grant	1	1923-24
Jim Baker	3	1972-75	Randy Brock	1	1983-84	Jerome Days	2	1994-96	Cole Grapperhaus	1	2002-03
Mark Baker	2	1973-75	Lew Brookins	2	1981-83	Drew DeMond	3	2001-02	Ron Gray	3	1958-61
Bob Ballenger	3	1954-57	Keith Brooks	3	1989-94	Kip Denkins	2	1986-88	Weldon Gray	1	1948-49
Elmer Balzer	3	1952-55	Erwin Brown	1	1977-78	Bill DePriest	1	1969-70	Bill Green	1	1974-75
Rae-Vonn Banks	1	2009-10	Byron Bruffee	2	1956-58	Eelco Derks	4	1989-93	Brent Gregston	2	1970-72
Desi Barmore	1	1978-79	Dante Bryant	1	1996-97	Don Deleting	2	1955-57	Brandon Griffin	2	2002-04
James Barnes	2	1990-92	Harold Buckhorn	1	1950-51	Russell Devore	4	1929-33	Ken Grindstaff	1	1953-54
Alan Barnett	2	1981-83	Hartford Buckminister	2	1925-27	Danny Dohogne	2	1989-91	Mike Gross	4	1960-65
Cary Barks	1	1976-77	Brian Bunche	2	1998-00	Glen Doughty	1	1975-76	R.C. Grossheider	2	1966-68
Rae-Vonn Banks	1	2010-11	John Burford	1	1920-21	Roger Drake	2	1967-69	Ketshner Guerrier	2	2004-06
Wally Barrows	1	1953-54	Roscoe Burgess	3	1927-30	Jimmy Drew	2	2006-08	Carrel Gunnell	1	1940-41
Ray Bartle	2	1978-80	Bob Burns	1	1945-46	Tom Drexler	2	1963-65	Eddie Gunns	1	1991-92
Bob Basola	2	1963-65	Don Burt	1	1943-44	Delray Drury	1	1969-70	Charles Haas	1	1956-57
Roland Bassett	2	1975-77	Cameron Butler	2	2009-11	Ken Dyson	1	1960-61	Bob Hagedorn	1	1958-59
Alex Beason	1	1991-92	Joe Cagle	4	1973-77	John Economos	2	1995-97	Brett Hale	4	2001-05
Jack Becker	1	1964-65	Don Call	2	1969-71	Cecil Edmondson	1	1921-21	Weldon Hager	3	1943-48
Jack Behrens	3	1940-43	George Camp	1	1960-61	Chris Edwards	4	1983-87	Paul Hale	2	1971-73
Bill Bekebrede	2	1964-66	Dan Campbell	1	1945-46	Rich Eichhorst	4	1952-56	Anthony Hall	2	1984-86
Ryan Belcher	1	2004-05	James Campbell	2	1980-82	William "Bud" Eley	4	1995-99	Phillip Hall	1	1944-45
Jim Belobraydic	2	1950-52	Jacob Carey	1	1978-79	Riley Ellis	2	1984-86	Paul Haman	4	1939-46
Sam Below	2	1961-63	Jim Carter	2	1964-66	Bill Engleman	2	1950-52	Rich Hantak	1	1983-84
Farrell Benefiel	2	1947-49	Randy Carter	3	1973-76	Ray Estes	4	1949-53	C. P. Harris	3	1922-25
Mark Bentlage	2	1975-78	Chris Chambers	2	1994-96	Gary Evans	1	1958-59	Darryl Harris	3	1981-89
Clarence Bergman	3	1928-31	Joseph Chavez	1	1944-45	Ron Evans	1	1982-83	Mort Harris	3	1926-29
Joe Bertling	1	1951-52	Percy Clippard	3	1949-52	John Everette	1	1990-91	Eddie Hart	2	1981-85
Charlie Bertrand	4	1964-68	Kirt Cochran	2	1984-86	Walter Ford	4	1928-32	Marcus Harvey	1	1972-73
Mark Beussink	2	1975-77	Bob Coffey	2	1948-50	Danny Foster	1	1978-79	Allen Hatchett	2	1995-97
Carl Bidewell	3	1940-43	Johnnie Coleman	3	1988-91	Ken Foster	1	1953-54	Jim Haug	2	1984-86
Burl Billington	1	1938-39	Cleo Conley	2	1986-88	Brandon Foust	2	2006-08	Arvin Haynes	2	1977-79
Leonard Bishop	2	1972-74	Curtis Conyears	1	1980-81	Waylon Francis	2	2004-06	Les Hemmer	2	1962-64
Bruce Bisset	1	1932-33	Paul Copeland	4	1952-56	Jerry Freshwater	4	1991-95	Damarcus Hence	4	2001-04
Paul Blain	2	1959-61	Barry Copelin	1	1977-78	Brent Fraeuf	2	1976-78	Cornall Henderson	4	1972-76
John Boggio	2	2002-04	Vernon Cornego	2	1972-74	Bill Funkhouser	1	1958-59	Ted Henderson	1	1987-88
Luther Bonds	2	1992-94	Kahn Cotton	2	1997-99	Jonathon Gaines	2	1990-92	Malcomn Henry	4	1985-89
Roy Booker	1	2005-06	C.A. Cox	1	1948-49	Denny Gamon	2	1962-64	Ralph Henson	3	1985-88
			Floyd Cox	3	1957-60	Nolan Goulding	1	1960-61	Charles Herbert	3	1985-88

» All-Time Lettermen





# SOUTHEAST MISSOURI BASKETBALL

Season Preview			Coaching Staff			Player Profiles			Year in Review		
Jaycen Herring	1	2008-09	Perry Kegly	2	1959-61	Kevin Marquardt	2	1978-80	David Montgomery	2	1996-98
Ron Hextell	1	1965-66	Quinton Kellar	2	1994-47	Gerald Martin	1	1960-61	Herbert Moore	2	1921-23
Gene Hill	2	1964-66	Lakeo Keller	2	1996-98	Fred Masteller	2	1933-35	Kenard Moore	1	2008-09
Jim Hill	1	1980-81	Coultas Kemp	1	1927-28	Guy Matthews	1	1921-22	Jermall Morgan	2	1993-95
Johnny Hill	4	2006-10	Joe Kersting	1	1951-52	Don Maxey	3	1949-52	Matt Morris	4	1997-01
Sam Hill	2	1972-74	Arthur Kiehne	4	1923-27	Andy Maxwell	1	1970-71	Michael Morris	4	1984-88
James Hines	2	1949-51	Edwin Kiehne	2	1921-25	Jajuan Maxwell	3	2006-10	Ray Mosby	2	1975-77
Willard Hobbs	2	1929-31	Harold Kiehne	4	1934-38	Dan May	4	1967-71	Russ Mothershead	3	1975-78
Floyd Hodge	1	1960-61	Bill Kies	1	1937-38	Carl Mayer	4	1935-40	Herb Mulkey	4	1938-42
Paul Holfield	1	1960-61	Aven Kinder	1	1923-24	Harold McAdams	2	1983-85	Gene Munger	3	1953-56
Anthony Holt	1	1994-95	Demetrius King	2	2001-03	Leo McClard	1	1944-45	Greg Neihart	1	1971-72
Richard Hoot	1	1944-45	James King	1	1969-70	Leroy McClard	1	1944-45	Mike Nelke	1	2003-05
Ron Hooten	1	1960-61	Jim King	1	1970-71	Tony McClellon	3	1980-83	Willis Nichols	3	1946-49
Brainard Hope	1	1927-28	Mike Kirby	2	1976-78	Donnie McClinton	2	1982-84	Carl Nicholson	2	1985-88
Charles Hopson	1	1986-87	Dave Kirk	1	1963-64	Eric McCrary	1	2009-10	Jerry Nicholson	1	1967-68
Zach House	2	2010-12	Israel Kirk	2	2008-10	Emmanuel McCuthison	2	1999-01	Larry Nickell	1	1960-61
Bob Howard	1	1948-49	Robert Kirkpatrick	1	1955-56	Charles McDermott	1	1943-44	Nick Niemczyk	1	2011-12
Steve Howell	2	1964-66	Devron Kirksey	3	1994-97	Gene McDonald	4	1933-37	Pat Niemczyk	1	1979-80
Brady Howe	1	1974-75	Richard Klasting	1	1949-50	Joe McDonald	4	1933-37	Doan Noce	1	1927-28
William Hubbard	4	1931-35	Terry Klein	1	1966-67	Larry McDonnell	1	1943-44	Henry Norman	3	1935-38
Camille Huber	4	1930-34	Jack Klosterman	4	1941-48	Lloyd McDowell	2	1934-36	William Norvell	1	1943-44
Herman Hunt	1	1970-71	Tom Krebs	3	1956-59	Ray McFarland	1	1956-57	Marion Nothdurft	1	1937-38
Mike Hunt	1	1977-78	Devon Lake	3	1989-93	Ernest McFerron	2	1974-76	Logan Nutt	1	2011-12
Paul Hunter	3	1925-28	Luther Lake	1	1926-27	Lennies McFerron	1	1973-74	Lucas Nutt	2	2010-12
Jere Huss	1	1961-62	Jeff Landgraf	3	1970-73	William McGheehon	4	1945-49	Roger Oldfield	1	1957-58
Carl Jacobs	1	1978-79	Vernon Landgraf	2	1942-47	Harold McLaughlin	1	1947-48	Frank Owen	4	1932-36
Lynn James	1	1924-25	Eddie Lane	1	1981-82	Gary McLeod	1	1957-58	Nathan Owen	2	1997-99
Paul Jenkins	1	1925-26	Charles LaPierre	3	1930-34	Alvin McRaven	2	1944-47	Dan Padgett	2	1979-81
Bob Johnson	1	1977-78	Mitchell Launius	1	1945-46	Terry Mead	2	1981-83	Larry Page	1	1982-83
Cory Johnson	2	1997-99	Larry Lawrence	2	1972-74	Ray Meton	1	1942-43	Paul Paradoski	2	2004-06
David Johnson	2	2006-08	Archie Lawson	2	1986-88	John Merrick	2	1967-69	William Parker	3	1937-40
Don Johnson	1	1977-79	Mark Lewis	2	1983-85	Robert Merrick	4	1946-50	Josh Payne	1	1994-95
Fred Johnson	1	1971-72	Mike Lewis	4	1987-91	Don Metz	3	1967-70	Mike Payne	2	1970-72
Kenny Johnson	1	2001-02	Joe Loewe	1	1953-54	Jim Meyer	1	1963-64	Roderick Pearson	2	2006-08
Mark Johnson	2	1993-95	Jim Logan	2	1979-81	Louis Meyer	4	1921-25	Sam Pearson	1	2009-10
Nino Johnson	1	2011-12	Jim Long	1	1969-70	Paul Meyer	3	1956-59	Thomas Peeler	1	1948-49
Roderick Johnson	2	1998-00	Ken Long	1	1956-58	Kermit Meystedt	3	1964-67	Dionte Perry	1	2006-07
Bijon Jones	1	2008-09	John Lorberg	1	1957-58	Iverson Mitchei	2	1923-25	Dorst Pfothenhauer	4	1926-30
Calvin Jones	2	1988-90	Mike Lerch	1	960-61	Dwayne Miles	2	1956-58	Dawson Pikey	2	1959-61
Eric Jones	1	2005-06	Ralph Lowry	1	1944-45	LaQuentin Miles	1	2009-10	Dave Pilla	1	1976-77
Nyah Jones	2	1999-01	Kenneth Luke	2	1936-38	Bob Miller	4	1960-64	Garry Pirsch	4	1972-76
Rob Jones	1	1990-91	Joe Luker	1	1960-61	Dennis Miller	1	1925-26	Michael Poole	2	1982-84
Rolin Jones	3	1932-35	Bob Lutsch	1	1961-62	Jack Miller	1	1921-22	Michael Porter	1	2011-12
Sam Jones	1	1932-33	Richard Lyte	1	1996-97	John Miller	1	1969-70	Otto Porter	2	1979-81
Tony Jones	2	1983-85	Doyle Mabury	4	1955-59	Dan Milligan	4	1965-69	Leon Powell	2	2010-12
Waylan Jones	2	2010-12	William Mahew	2	1925-27	Don Mirth	2	1956-58	Norman Prather	1	2003-04
Bill Jordan	4	1960-64	Bob Manns	2	1950-52	Tom Mitchel	2	1974-76	Don Pritchard	3	1931-34
Kenny Jordan	2	1979-81	Rod Mansker	1	1957-58	Bob Mize	2	1947-49	Marvin Proffer	4	1950-53
			Dennis Maritz	4	1970-74	Nick Momot	1	1949-50	Ray Pugh	3	1985-89

## » All-Time Lettermen





Opponents			This is the OVC			Records & History			This is Southeast		
Dave Radcliff	2	1941-43	Colby Scott	1	1975-76	Royal Tibi	1	1921-22	Randy Walker	1	1944-45
Martin Radmer	3	1944-47	Curtis Shelton	4	1990-94	Kevin Timmerman	2	1975-77	Demetrius Watson	2	1997-99
Ronny Rankin	2	1984-96	Joel Shelton	1	2001-02	Naemon Townsend	2	1962-64	Daniel Weaver	2	2000-02
James Ranney	1	1920-21	Darien Shepard	2	1988-90	Don Tune	1	1958-59	Warren Wendling	2	1980-82
Paul Ranson	3	1961-64	Dave Shipley	4	1975-79	Derick Turner	2	1985-87	Calvert White	2	1996-98
Denzil Ratliff	1	1960-61	Antonio Short	2	1999-01	Dwight Turner	4	1962-66	Derrick White	2	1993-95
Vivan Reed	3	1959-62	John Shoush	2	1967-69	Rich Turner	1	1969-70	Ed White	1	1943-44
Clifford Reedy	1	1943-44	Hub Shroyer	2	1936-38	Don Tuttle	2	1968-70	Tyrell White	2	2005-07
Bob Reiche	3	1959-62	Gene Sides	1	1932-33	Joe Uhls	3	1940-48	Jim Wiessenborn	1	1953-54
Andrew Reid	2	1970-72	John Simpson	1	1988-89	Pete Ulmer	3	1965-68	Corey Wilford	1	2011-12
John Reid	1	1958-59	Bill Sims	2	1954-56	Robert Umfleet	1	1956-57	Robin Wilhoit	4	1976-80
Michael Rembert	2	2006-08	Randy Since	1	1970-71	Larry Underwood	3	1965-68	Ken Wilkerson	2	1964-66
Keith Ressel	2	1988-90	Matt Sisley	2	1992-94	Herb Upton	4	1944-49	Telvin Wilkerson	1	2011-12
Ted Reynolds	2	1975-77	Bob Smith	3	1950-53	Steve Valli	2	1973-75	Charles Williams	1	1986-87
Larry Rhodes	2	1963-65	Butch Smith	1	1966-67	Tim Van Meter	2	1920-22	Clarence Williams	1	1928-29
Marcus Rhodes	2	2006-08	Lloyd Smith	2	1922-24	Urah Vardell	1	1958-59	Curtis Williams	3	1964-67
Scott Richards	2	1979-81	Marland Smith	3	2009-12	Bob Varel	1	1965-66	Terrick Willoughby	4	2003-07
Don Richardson	1	1942-43	Michael Smith	1	1980-81	Anthony Vernon	4	1980-84	Jerry Wilson	2	1950-52
John Richie	1	1958-59	Travis Smith	4	1994-98	Freddie Vest	1	1948-49	Derek Winans	4	2001-05
Irvin Richmond	3	1937-40	Elmer Solberg	2	1947-49	Ed Viehmann	1	1953-54	Lawrence Wilson	4	1986-90
Albert Riedel	1	1943-44	Bob Speidel	2	1949-51	Tom Wade	1	1977-78	Tony Wofford	2	1991-93
Don Ringstaff	2	1962-64	Mark Steighorst	1	1971-72	Jerry Walker	1	1969-70	Forrest Woodfork	2	1986-88
Ray Rippelmeyer	3	1953-55	Butch Steigman	2	1961-63	Marvin Walker	1	1958-59			
Carl Ritter	4	1958-63	James Stephens	1	1959-60						
Kevin Roberts	2	2001-03	Hunter Stiegemeier	2	1976-78						
Bill Robinson	2	1953-55	Randy Stockbarger	1	1969-70						
Pili Robinson	2	1991-95	Michael Stokes	2	1999-01						
Larry Rogers	1	1974-75	Tyler Stone	1	2011-12						
Terry Rogers	1	2001-02	Robert Stout	1	1948-49						
Terrill Rolling	2	1990-92	John Stuhlmann	1	1967-68						
Elmer Rudloff	2	1956-58	Jerry Suedekum	1	1964-65						
Jack Russell	4	1940-44	Owen Suggs	1	1975-76						
LaMont Russell	2	2008-10	Charles Sullivant	1	1949-50						
Dwayne Rutherford	4	1986-90	Doyle Summers	1	1922-23						
Stanley Rutledge	3	1986-89	Elmer Sutterfield	1	1922-23						
Mike Ryan	1	1976-77	James Sutton	2	1993-95						
Fred Saalfeld	2	1954-56	Steve Switzer	1	1983-84						
Brandon Samuels	1	1991-92	Robert Talbert	2	1927-29						
Amory Sanders	2	1999-01	Steve Tappmeyer	2	1977-79						
Scott Sanford	1	1992-93	Earnest Taylor	2	1988-90						
John Sanchez	4	1976-80	Marvin Teel	2	1961-63						
Chester Sarff	2	1929-31	Thomas Thames	2	1989-91						
Jefferson Sarff	1	1928-29	Anthony Thomas	4	1978-82						
Dewayne Saulsberry	1	1997-98	Bass Thomas	1	1981-82						
Don Schaffer	1	1969-70	Ryan Thomas	2	1998-00						
Tim Scheer	4	2000-03	Derek Thompson	1	2009-10						
Fred Scheppman	1	1922-23	James Thornton	2	1935-38						
Edwin Schmidt	1	1928-29	Thal Thrower	2	1963-65						
Nate Schulte	1	2010-11	Thom Thrower	1	1957-58						



» All-Time Lettermen





Season Preview	Coaching Staff	Player Profiles	Year in Review
----------------	----------------	-----------------	----------------

Points					Rebounds					Assists				
Year	Player	G	Pts	Avg	Year	Player	G	Reb	Avg	Year	Player	A		
1970-71	Jim Anderson	22	509	23.1	1970-71	Andrew Reid	23	239	10.3	1972-73	Leonard Bishop	88		
1971-72	Fred Johnson	24	403	16.7	1971-72	Andrew Reid	24	269	11.2	1973-74	Kevin Arand	83		
1972-73	Larry Lawrence	23	342	14.9	1972-73	Larry Lawrence	23	213	9.1	1974-75	Joe Cagle	87		
1973-74	Larry Lawrence	24	410	17.1	1973-74	Arvin Haynes	24	202	8.4	1975-76	Joe Cagle	127		
1974-75	Steve Valli	26	402	15.4	1974-75	Steve Valli	25	183	7.1	1976-77	Joe Cagle	123		
1975-76	Dave Shipley	26	212	8.2	1975-76	Russ Mothershead	26	112	4.3	1977-78	Dave Shipley	112		
1976-77	Joe Cagle	26	429	16.5	1976-77	John Sanchez	26	200	7.7	1978-79	Dave Shipley	134		
1977-78	Steve Tappmeyer	26	424	16.5	1977-78	John Sanchez	26	265	10.2	1979-80	John Sanchez	125		
1978-79	Desi Barmore/Marcus Harvey	28	431	15.4	1978-79	Desi Barmore	28	203	7.3	1980-81	Otto Porter	76		
1979-80	Otto Porter	20	539	27.0	1979-80	Anthony Thomas	26	245	9.4	1981-82	Anthony Venson	101		
1980-81	Otto Porter	27	677	25.1	1980-81	Otto Porter	27	240	8.9	1982-83	Lew Brookins	126		
1981-82	Terry Mead	30	503	16.8	1981-82	Anthony Thomas	26	245	9.4	1983-84	Michael Poole	76		
1982-83	Terry Mead	30	453	15.1	1982-83	Donnie McClinton	31	245	6.9	1984-85	Anthony Hall	120		
1983-84	Jewell Crawford	27	606	22.4	1983-84	Jewell Crawford	27	204	7.5	1985-86	Michael Morris	136		
1984-85	Ronny Rankin	30	621	20.6	1984-85	Riley Ellis	32	275	8.6	1986-87	Michael Morris	139		
1985-86	Ronny Rankin	32	656	20.5	1985-86	Riley Ellis	33	293	8.9	1987-88	Dwayne Rutherford	143		
1986-87	Derick Turner	31	545	17.6	1986-87	Derick Turner	31	282	9.1	1988-89	Dwayne Rutherford	200		
1987-88	Ray Pugh	31	545	17.9	1987-88	Ray Pugh	31	207	6.7	1989-90	Dwayne Rutherford	121		
1988-89	Ray Pugh	27	482	17.9	1988-89	Malcolm Henry	32	213	6.7	1990-91	Johnnie Coleman	90		
1989-90	Earnest Taylor	27	491	18.1	1989-90	Thomas Thames	31	277	8.9	1991-92	Curtis Shelton	63		
1990-91	Danny Dohogne	28	487	17.4	1990-91	Thomas Thames	20	201	10.1	1992-93	Tony Wofford	83		
1991-92	Curtis Shelton	28	410	15.2	1991-92	James Barnes	28	187	6.7	1993-94	Jerry Freshwater	106		
1992-93	Devon Lake	28	332	11.9	1992-93	Eelco Derks	27	143	5.3	1994-95	Jerry Freshwater	153		
1993-94	Curtis Shelton	27	410	15.2	1993-94	Jermall Morgan	27	151	5.6	1995-96	Allen Hatchett	85		
1994-95	Jermall Morgan	27	436	17.2	1994-95	Jermall Morgan	27	188	7.0	1996-97	Allen Hatchett	89		
1995-96	William "Bud" Eley	27	465	17.2	1995-96	William "Bud" Eley	27	260	9.6	1997-98	Kahn Cotton	104		
1996-97	William "Bud" Eley	30	536	17.9	1996-97	William "Bud" Eley	20	310	10.3	1998-99	Kahn Cotton	83		
1997-99	Cory Johnson	27	391	14.5	1997-98	Calvert White	27	160	5.9	1999-00	Michael Stokes	128		
1998-99	William "Bud" Eley	29	445	15.3	1998-99	William "Bud" Eley	29	310	10.7	2000-01	Michael Stokes	144		
1999-00	Roderick Johnson	31	437	14.1	1999-00	Roderick Johnson	31	266	8.6	2001-02	Derek Winans	80		
2000-01	Michael Stokes	30	449	15.0	2000-01	Emanuel McCuthison	30	149	5.0	2002-03	Kevin Roberts	179		
2001-02	Derek Winans	27	402	14.9	2000-02	Tim Scheer	28	138	4.9	2003-04	Mike Nelke/Brandon Griffin	75		
2002-03	Derek Winans	30	459	15.3	2002-03	Brandon Griffin	30	314	10.5	2004-05	Paul Paradoski	81		
2003-04	Derek Winans	27	392	14.5	2003-04	Brandon Griffin	23	170	7.4	2005-06	Paul Paradoski	119		
2004-05	Dainmon Gonner	27	446	16.5	2004-05	Reggie Golson	29	211	7.3	2006-07	Roderick Pearson	68		
2005-06	Roy Booker	27	594	22.0	2005-06	Waylon Francis	27	155	5.7	2007-08	Roderick Pearson	82		
2006-07	Brandon Foust	31	374	12.1	2006-07	Brandon Foust	31	174	5.6	2008-09	Jaycen Herring	77		
2007-08	Jaycen Herring	29	381	13.1	2007-08	Calvin Williams	31	169	5.5	2009-10	Sam Pearson	94		
2008-09	Kenard Moore	30	570	19.0	2008-09	LaMont Russell	30	183	6.1	2010-11	Lucas Nutt	112		
2009-10	Marland Smith	30	325	10.8	2009-10	LaMont Russell	30	204	6.8	2011-12	Marcus Brister	103		
2010-11	Leon Powell	32	452	14.1	2010-11	Leon Powell	32	247	7.7					
2011-12	Tyler Stone	31	456	14.7	2011-12	Tyler Stone	31	227	7.3					

» Annual Leaders






Opponents

This is the OVC

Records & History

This is Southeast

## 1943 NAIA NATIONAL CHAMPIONS



**Front Row:** Jack Russell, Rolla Anderson, Dave Radcliffe, Ray Melton, Mort Harris, C.P. Harris (Coach). **Back Row:** Vernon Landgraf, Jack Klosterman, Carl "Ben" Bidewell, Bill Goben, Don Richardson, Jack Behrens.

Under the direction of coach C.P. Harris, the 1943 Indians claimed the school's first-ever athletics national championship with a 34-32 victory over fellow MIAA Conference opponent Northwest Missouri State in the NAIB finals (Kansas City, Mo.).

Southeast had defeated Northwest in its previous two regular-season meetings that season to clinch the MIAA title. The third meeting between the two schools proved to be most exciting, as the Indians pulled away in the game's final seconds.

Southeast junior guard Jack Behrens drained a shot at the top of the key with seven seconds remaining, giving the Indians a narrow victory and national championship.

The come-from-behind win in the national championship game

capped a comeback season for the Indians. Southeast lost its first four games of the 1942-43 campaign before winning 19 of its last 21 contests. The Indians also went 8-0 in MIAA conference play during that stretch.

On the way to their national crown, the Indians dropped some of the nation's top small colleges of the era with wins over Dakota Wesleyan, Westminster College, East Washington State and Murray State. Southeast also boasted a 10.6 margin of victory throughout the postseason.

All five of Southeast's starters were named either first or second-team all-conference. Behrens, Jack Russell and Carl "Ben" Bidewell garnered first-team honors, while Rolla Anderson and Jack Klosterman were named second-team for the 19-6 national champion Indians.

The team was inducted into the Southeast Athletics Hall of Fame.

### Road to the Championship

- vs. Dakota Wesleyan - W, 50-30
- vs. Westminster - W, 56-33
- vs. East Washington State - W, 57-51
- vs. Murray State - W, 38-36
- vs. Northwest Missouri State - W, 34-32

» Honored Teams






Season Preview

Coaching Staff

Player Profiles

Year in Review

## 2000 NCAA DIVISION I TOURNAMENT



**Front Row (L-R):** Michael Stokes, Fred Abraham, Mike Branson, Roderick Johnson, Brian Bunche, Antonio Short, Amory Sanders. **Back Row (L-R):** Matt Morris, Tim Scheer, Drew DeMond, Nyah Jones, Damarcus Hence, Emmanuel McCuthison, Ryan Thomas.

A regular-season share of the Ohio Valley Conference title, the OVC postseason championship and the school's first-ever trip to the NCAA Division I Tournament were all achieved by the 1999-2000 Southeast Missouri State University basketball team.

The magical run that ended in a near-upset of then-No. 10 Louisiana State in the first round of the NCAA Regional (Salt Lake City, Utah) brought unprecedented national and international attention to Southeast.

Few thought the Indians had a chance against the tall and powerful Tigers of LSU, who had tied for the Southeastern Conference championship. However, Southeast head coach Gary Garner and his players had other things in mind.

The Indians struggled to get anything going offensively in the first half, but trailed only 24-19 at the intermission. Southeast then came out strong in the second half and nearly pulled off an upset. The Indians led, 61-58, with 2:39 left to play, but the Tigers rallied to knock down two-straight 3-pointers, including one in the last 18 seconds to go up, 64-61.

Roderick Johnson threw up a desperation 3-pointer the bounced off the back of the rim at the buzzer and LSU held on for the win. The tournament may have been over for Southeast, but the team, its fans and the University benefitted from a trip to the Big Dance.

### NCAA FIRST ROUND

#### Louisiana State 64, Southeast Missouri 61

Salt Lake City, Utah

SEMO (24-7)

	FG	3P	FT	O/D	REB	F	PTS	A	TO	B	S	M
Roderick Johnson, f	7-13	0-2	5-6	8/3	11	3	19	1	1	0	1	37
Mike Branson, f	1-7	0-3	1-2	3/4	7	2	3	5	2	0	0	26
Brian Bunche, c	2-9	0-0	2-2	1/2	3	3	6	2	0	0	2	32
Antonio Short, g	4-9	2-5	4-4	0/1	1	1	14	0	3	0	1	31
Michael Stokes, g	2-12	2-5	2-3	0/4	4	0	8	3	2	1	0	40
Amory Sanders	1-2	1-2	0-0	0/2	2	1	3	0	0	0	0	9
Emmanuel McCuthison	2-4	2-3	0-1	0/1	1	3	6	0	1	0	0	14
Nyah Jones	1-2	0-0	0-0	1/0	1	2	2	0	0	1	0	11
TEAM				1/4	5							

Totals

LSU (27-5)

	FG	3P	FT	O/D	REB	F	PTS	A	TO	B	S	M
Brian Beshara, f	3-9	2-2	1-2	2/3	5	2	9	3	2	0	1	33
Stromile Swift, f	6-9	0-0	1-3	3/2	5	3	13	0	1	6	0	31
Jabari Smith, c	7-11	1-1	2-3	1/3	4	3	17	2	1	0	0	24
Torris Bright, g	4-6	3-4	2-2	1/3	4	2	13	4	2	0	1	38
Lamont Roland, g	3-6	0-1	1-2	0/3	3	4	7	1	4	0	2	30
Ronald Dupree	2-5	0-0	0-0	0/4	4	2	4	0	1	0	0	18
Jermaine Williams	0-2	0-1	0-1	0/1	1	1	0	2	1	0	0	11
Collis Temple	0-2	0-2	1-2	0/3	3	0	1	0	1	0	0	10
Brad Bridgewater	0-1	0-0	0-0	0/1	1	0	0	0	0	0	0	5
TEAM				2/4	6							

Totals

By Periods

Southeast Missouri

LSU

25-51	6-11	8-15	14/21	35	15	61	11	9	2	4	200
1	2	Final	9/27	36	17	64	12	13	6	4	200
19	42	61									
24	40	64									

### » Honored Teams






Opponents

This is the OVC

Records & History


This is Southeast

### 1961 NCAA DIVISION II NATIONAL FINALISTS




**First Row:** Dawson Pikey, Bill Giessing, Les Hemmer, Ron Gray, Bob Reiche, Perry Kegley. **Second Row:** Paul Blain, Vivian Reed, Denzil Ratliff, Bob Miller, Ken Dyson, Bill Jordan. **Third Row:** Coach Joe Uhls, Floyd Hodge, Ron Hooten, Mike Lorch, Gerald Martin, Don Johnson, Coach Charles Parsley. **Fourth Row:** Bill Swan (Manager), Paul Holifield, George Camp, Joe Luker, Noal Gaulding, Larry Nickell, Mike Gross.

### 1986 NCAA DIVISION II NATIONAL FINALISTS



**Bottom Row:** Malcomn Henry, Kirt Cochran, Michael Morris, Anthony Hall, Ray Pugh, Carl Nicholson, Chris Edwards. **Top Row:** Ronny Rankin, Eddie Hart, Riley Ellis, Ron Armstrong.

### 1989 NCAA DIVISION II NATIONAL FINALISTS



**Front Row:** Darren Shepard, John Simpson, Malcomn Henry, Lawrence Wilson, Calvin Jones, Ray Pugh. **Back Row:** Keith Ressel, Darryl Harris, Johnnie Coleman, Mike Lewis, Dwayne Rutherford, Earnest Taylor.

» Honored Teams





**\*\*\*ALL TIMES EASTERN\*\*\***

On March 15 the NCAA Division I men's Basketball Committee will select eight teams to play the first round games on March 19 and 20 in Dayton.

The four winning teams will advance to a second-round game to be determined during the tournament weekend.

Second- and third-round and regional games will be played in the Midwest for the NCAA Division I men's Basketball Committee March 19 and 20.

**21st and 22nd round: 19th round:** Auburn Hills, Michigan; Salt Lake City, Utah; March 22 and 24 second: 19th round: Austin, Kansas City, Washington.



A photograph of Academic Hall, a large, light-colored stone building with a prominent green dome. The building features classical columns and a pediment with a crest. The name "ACADEMIC HALL" is inscribed on the pediment. In the foreground, there are trees with vibrant autumn foliage in shades of red, orange, and yellow. A flagpole with a flag is visible on the left. A black diagonal banner with white text is overlaid on the bottom right of the image.

# THIS IS SOUTHEAST

IN THIS SECTION ...

- » University Section
- » Athletics Staff







# SOUTHEAST MISSOURI STATE UNIVERSITY REDHAWKS ATHLETICS

*The college experience of a lifetime. The job of your dreams.  
A life that is amazing.*

That is what most students and parents want from a college education. At Southeast, we want the same for you. We want you to learn your profession, gain the experience or internship you need, and get that first paycheck!

The growing—and changing—student body has had an impact on everything and everyone. The physical changes of the campus are the most visible. Two new residence halls. The River Campus. The polytechnic building. An information commons in the library. And so on.

Students and faculty are experiencing change of a different kind. Classroom activity has reached a new level of productivity, as students are brighter and more prepared than ever. Enrollment is at an all-time high. The impact on the honors program has been dramatic with more students than ever choosing to participate in and complete the honors curriculum. The number participating tripled in five years!

All of this means that Southeast has become Missouri's most academically competitive regional university.

**2009**—InsideCollege.com experts single out our honors program as an effective way to make a large school seem smaller with a more personal approach to learning.

**2010**—Computer science receives prestigious national accreditation.

**Safest  
Campus  
in Missouri**

StateUniversity.com



**2010**—Consumer watchdog group GetEducated.com ranks Southeast #1 on its list of "Top 10 Ranked Best Values Online MBAs—AACSB Accredited."

**2010**—Southeast is named the safest campus in Missouri and among the safest in the nation by StateUniversity.com.





# SOUTHEAST MISSOURI STATE UNIVERSITY REDHAWKS ATHLETICS

## *We have...*

- ▶ Small classes with 98 percent of courses having fewer than 50 students
- ▶ Faculty with PhDs—not teaching assistants—who teach most classes
- ▶ More than 200 areas of study
- ▶ Wired (and wireless) classrooms and best-of-class technology
- ▶ Internships and real-world learning offered in 100 percent of programs
- ▶ Study abroad opportunities that take you almost anywhere

## *We are...*

- ▶ NCAA Division I Athletics
- ▶ Listed among the Midwest's top universities
- ▶ One of the safest college campuses in the nation
- ▶ Conveniently located 115 miles south of St. Louis
- ▶ A medium-sized university with more than 11,000 students
- ▶ Comprised of ten colleges and schools

## *We provide...*

- ▶ Choices in the University Studies (general education) classes
- ▶ Some of the newest residence halls in Missouri
- ▶ 150 organizations that keep you busy after class
- ▶ Each student with two advisors—academic and career
- ▶ Fraternities and sororities that are productive and fun
- ▶ One of a kind student aquatic center in one of our two recreation centers

2011—U.S. News & World Report names Southeast a "Best Midwest Regional University."



2011—For seven consecutive years, Princeton Review includes Harrison College of Business on its list of "Best Business Schools."



2011—Princeton Review again names Southeast as one of the "Best in the Midwest," representing only about 25 percent of the nation's four-year colleges.



2012—U.S. News & World Report lists both nursing and communication disorders on its list of top graduate programs in health.







# SOUTHEAST MISSOURI STATE UNIVERSITY REDHAWKS ATHLETICS

## Donald L. Harrison College of Business

Our increasingly popular business programs have made us one of the major colleges of business in the Midwest. The Donald L. Harrison College of Business is accredited by AACSB International—the gold standard of business school accreditation—an honor held by only 5 percent of institutions offering business degrees worldwide.

- ▶ Employers and students value our techno-savvy environment. In a recent survey of 98 nationally known business programs, Southeast ranked in the top 7 percent in learning to use and manage technology.
- ▶ Our entrepreneurial studies program is Missouri's most comprehensive, offering options for both BSBA and MBA degrees. The Douglas C. Greene Center for Innovation and Entrepreneurship is one of the most comprehensive entrepreneurship-focused university centers in the Midwest.
- ▶ Southeast students have access to more than 30 international exchange and study abroad opportunities in London, Paris, Spain, Portugal and North Africa.
- ▶ One hundred percent of our students have the opportunity to participate in internship programs with companies nationwide.
- ▶ Doctoral level professors make learning interactive with classrooms that have Internet, cable TV, direct satellite feed and electronic presentation capability.
- ▶ St. Louis employers rate the "St. Louis Interview Days" as the best recruiting event in which they participate in the Midwest.
- ▶ Our accounting curriculum prepares students for the Certified Public Accountant (CPA) and Certified Internal Auditor (CIA) designations. Students may go to work directly into an accounting field or go on to complete the 150 hours required by Missouri, and other states, to sit for the CPA examination. Our first-time pass rates on the CPA exam continue to be well above the national average.
- ▶ Business programs are housed in Dempster Hall, a wireless Internet environment featuring an electronic presentation lab and more than 400 networked computers with the latest software.



## College of Education

If you are considering teaching as a profession, you are looking at the right university. For more than a century, Southeast has been preparing and sustaining some of the nation's brightest and best teachers. Moreover, we have a record of accomplishment to prove it.

- ▶ Most importantly, our education program is fully accredited by the National Council of Teacher Education (NCATE), which sets the highest standards for teacher education programs nationwide.
- ▶ The Missouri Department of Elementary and Secondary Education approved 28 initial teacher preparation programs and all 12 graduate programs.
- ▶ Because you begin assisting and observing in area classrooms starting in your first year, you accumulate more teaching practice and knowledge than graduates from other universities.
- ▶ The College of Education maintained national recognition through a rigorous review process from 11 specialized professional associations.
- ▶ Our counseling program is now one of only three in Missouri to be accredited by the Council for the Accreditation of Counseling and Related Educational Programs.





# SOUTHEAST MISSOURI STATE UNIVERSITY REDHAWKS ATHLETICS

## College of Health and Human Services

Although there are diverse academic offerings in the College of Health and Human Services, all programs potentially lead to a career that significantly and positively impacts the lives of individuals and families.

- ▶ All nursing programs (nurse and nurse practitioner) are accredited by the Commission on Collegiate Nursing Education.
- ▶ The recreation program is accredited by the Council on Accreditation for Recreation, Park Resources and Leisure Services.
- ▶ The Communications Disorders program allows students to receive clinical experience with children and adults who have speech, language or hearing disorders.
- ▶ Aerospace Studies offers a path to leadership for those intending to pursue officer positions in the United States Air Force. During a summer field training course for the Professional Officer Corps, students experience survival training, aircraft and air crew orientation, physical training and the inner operations of an Air Force base.
- ▶ Our nationally accredited social work program requires students to complete 480 hours of field education under the supervision of experienced social workers.
- ▶ Southeast has a strong connection with the Law Enforcement Academy and has more than 30 years of partnerships in all branches of criminal justice at the federal, state and local levels. Our students intern with the U.S. Marshals Service; the ATF; the U.S. Secret Service; Federal Probation; Missouri Division of Probation and Parole; Missouri Youth Services and other law enforcement agencies.
- ▶ The dietetics program is accredited by the American Dietetic Association Commission. Our graduates have a success rate of nearly 100 percent on the national exam to become a registered dietitian.



## College of Liberal Arts

An education in the liberal arts gives you broad-based training for careers in business, the arts, media, education and the legal profession.

- ▶ Southeast's mass communication program is accredited by the Accrediting Council on Education in Journalism and Mass Communications (ACEJMC). Only one other institution in Missouri has this elite accreditation. Our public relations program is one of only 28 institutions—none in Missouri—that holds certification by the Public Relations Society of America (PRSA). Only 12 other institutions in the world have recognition from both ACEJMC and PRSA for their mass communication program.
- ▶ Students can work at two campus radio stations (NPR affiliate KRCU 90.9 FM and KDMC 103.7), the *Arrow* student newspaper and "U2" cable television station.
- ▶ Our certified historic preservation program is one of a few U.S. programs that offer a four-year degree and is among a small number to have full membership in the National Council for Preservation of Education.
- ▶ During the last five years, Southeast's pre-law students have exceeded the national LSAT average score, and their placement rate in law school approaches 100 percent.
- ▶ Students majoring in philosophy have a 100 percent acceptance rate to graduate and law school.
- ▶ Our students make politics come alive by working on political campaigns and by serving as interns. Each year approximately 30 students from a variety of majors around the University travel to Washington, D.C. to conference with some of the nation's top scholars at the Center for Strategic and International Studies.







# SOUTHEAST MISSOURI STATE UNIVERSITY REDHAWKS ATHLETICS

College of


## Science, Technology and Agriculture

The foundation of success in Southeast's College of Science, Technology and Agriculture is a faculty of teacher-scholars supported by well equipped laboratories and the latest technology, which offer our students personalized study and research opportunities during their undergraduate studies.

- ▶ Our popular computer science bachelor's program is nationally accredited by the Computing Accreditation Commission of the Accreditation Board of Engineering Technology.
- ▶ Our popular marine biology program is one of the only inland programs in the U. S., creating an opportunity for students to combine a traditional college experience with the study of marine life because of our collaboration with the Gulf Coast Research Laboratory in Ocean Springs, Miss.
- ▶ Southeast's pre-med curriculum prepares students for the MCAT (Medical College Admission Test). Our students are accepted to medical school at a rate that is well above the national average.
- ▶ Our chemistry graduates consistently score at or above the 70th percentile on the Major Field Achievement Test in Chemistry.
- ▶ Our engineering physics program is nationally accredited by the Accrediting Board of Engineering and Technology (ABET), the sole accrediting body of engineering programs, which means that graduates of the program are eligible to become registered professional engineers.
- ▶ All of the bachelor of science programs in the Department of Industrial and Engineering Technology are nationally accredited.
- ▶ In addition to a 252-acre David M. Barton Agriculture Research Center, Agriculture students study at a 110-acre rice research station, a new irrigated turf plot facility, and a modern soil fertility laboratory.
- ▶ The School of Polytechnic Studies operates the 11,000-square-foot, climate-controlled Charles L. Hutson Horticulture Greenhouse.
- ▶ Our new cybersecurity program is the only one of its kind in Missouri. The U.S. Department of Labor estimates there will be 135,000 new jobs in this field by 2018—a 21 percent increase in Missouri alone.
- ▶ The innovative sustainable energy systems management major responds to world needs to address global warming, air pollution and ecosystem destruction.
- ▶ Southeast's pre-veterinary medicine program prepares students for admission to the College of Veterinary Medicine at the University of Missouri-Columbia.
- ▶ Mathematics faculty are actively involved in research and design projects of interest to students.



Graduates in  
science and mathematics  
enjoy a nearly  
**100%**  
placement rate.





# SOUTHEAST MISSOURI STATE UNIVERSITY REDHAWKS ATHLETICS

Earl and Margie Holland School of

## Visual and Performing Arts

Classic beauty and modern technology converge at Southeast's River Campus—Missouri's only campus dedicated exclusively to art, dance, music and theatre. Overlooking the Mississippi River, a Cultural Arts Center and transformed Seminary Building are now home to the Earl and Margie Holland School of Visual and Performing Arts. With the coming of this magnificent facility, the number of new students planning to major in the visual and performing arts doubled in one year.

- ▶ Art students have five interconnected art studios for painting, drawing, printmaking, fibers and design plus two computerized looms, as well as two presses in the printmaking studio and a computer design lab with the latest hardware and software available.
- ▶ Students find internships and professional experience at the Berkshire Theatre Festival, the Lucille Lortel Theatre in New York, the McLeod Summer Theatre or the University of Connecticut Summer Theatre and more.
- ▶ In 2008, the Golden Eagles Marching Band performed at the Edinburgh Military Tattoo in Scotland becoming only the second American university marching band to perform there twice.
- ▶ In addition to performances throughout the season, featuring world famous guest artists, the Southeast Missouri Symphony Orchestra exchanged music as well as culture in China when they performed concerts in Shanghai and Beijing in 2009.
- ▶ The River Campus gives students the opportunity to show their work in a variety of first-class venues: the 950-seat Donald C. Bedell Performance Hall is a proscenium theatre with spacious stage and backstage areas. The 200-seat Wendy Kurka Rust Flexible Theatre can be configured in unlimited ways for "black box" productions. The 200-seat Robert F. and Gertrude L. Shuck Music Recital Hall features nearly perfect acoustics. a student/faculty art gallery features technology that allows for the display of 3-D animation, as well as painting, prints, ceramics and sculpture. The Rosemary Berkel and Harry L. Crisp II Museum has an interactive educational theatre, art gallery for changing exhibitions and a permanent display featuring southeast Missouri.



## Living on Campus

Southeast offers students 11 residence halls from which to choose. Each room has Internet access and cable TV. Nine dining areas are available with a variety of options. And, with more than 150 diverse organizations, students find plenty of opportunities to get involved.







**Cindy Gannon**  
Senior Associate AD  
Senior Woman Administrator



**Brady Barke**  
Interim Associate AD  
Compliance & Eligibility



**Joyce Penny**  
Ticket Manager  
Student Accountant



**Marcia Hendrix**  
Assistant Ticket Manager  
Insurance



**Sharon Burgard**  
Director of Academic  
Services



**Kent Phillips**  
Coordinator of Facilities and  
Event Management



**Alfred Castillo**  
Head Athletic Trainer




**Barb Kinsey**  
Athletic Development



**Rachel Blunt**  
Compliance Assistant



**Nate Saverino**  
Coordinator of Marketing  
and Promotions



**Ricky Zum Mallen**  
Graduate Assistant  
Marketing



**Chloe Tubbs**  
Special Events Coordinator  
Administrative Assistant



**Dr. Beth Easter**  
Faculty Athletics  
Representative



**Ryan Johnson**  
Strength & Conditioning  
Coach



**Jeff Honza**  
Sports Information Director



**Robby Rasco**  
Equipment Manager



**Natalie Williams**  
Academic Services Assistant



**Kelly Benacka**  
Graduate Assistant  
Academic Services



**Emily Obergonnen**  
Graduate Assistant  
Academic Services

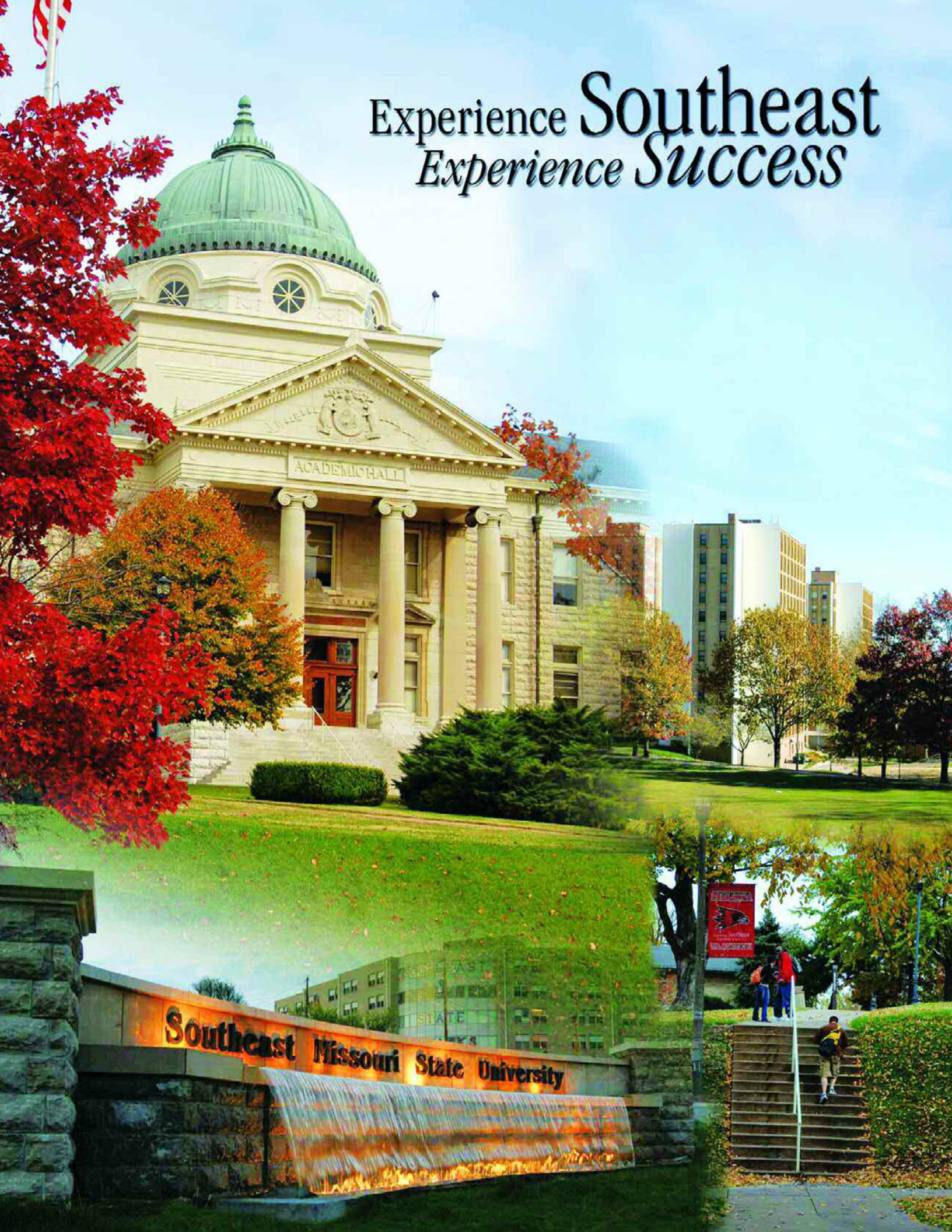


**Megan Rottler**  
Graduate Assistant  
Strength & Conditioning

» **Athletics Support Staff**



# Experience Southeast *Experience Success*







DATE	OPPONENT	TIME
OCT. 30	OUACHITA BAPTIST (Ex.)	7 P.M.
NOV. 5	TRUMAN STATE (Ex.)	7 P.M.
Nov. 9	Kansas	7 p.m.
NOV. 12	LYON COLLEGE	7 P.M.
NOV. 15	MCNEESE STATE	7 P.M.
Nov. 18	Chattanooga	2 p.m.
Nov. 19	Louisiana Tech	3:30 p.m.
Nov. 20	Troy	3:30 p.m.
Nov. 24	Illinois-Chicago	3 p.m.
NOV. 26	HANNIBAL-LAGRANGE	7 P.M.
Nov. 29	New Orleans	6 p.m.
Dec. 1	Southeastern Louisiana	4 p.m.
Dec. 4	Missouri	7 p.m.
DEC. 8	CENTRAL ARKANSAS (80s Night)	5:30 P.M.
DEC. 19	NEW ORLEANS	7 P.M.
Dec. 22	UMKC	12:05 p.m.
DEC. 29	UT MARTIN*	12 p.m.
JAN. 3	AUSTIN PEAY*	7 P.M.
JAN. 5	MURRAY STATE* (ESPNU)	5 P.M.
Jan. 10	Belmont*	7 p.m.
Jan. 12	Tennessee State*	7 p.m.
JAN. 17	MOREHEAD STATE*	7 P.M.
JAN. 19	TENNESSEE TECH*	7 P.M.
Jan. 24	SIU Edwardsville*	7 p.m.
Jan. 26	Eastern Illinois*	6 p.m.
FEB. 2	EASTERN KENTUCKY*	5:30 P.M.
FEB. 7	SIU EDWARDSVILLE*	7 P.M.
FEB. 9	EASTERN ILLINOIS* (Hall of Fame Game)	5:30 P.M.
Feb. 16	UT Martin*	6 p.m.
Feb. 20	Jacksonville State*	7 p.m.
FEB. 23	ESPN SEARS BRACKETBUSTERS	TBA
Feb. 28	Austin Peay*	7 p.m.
March 2	Murray State*	7:30 p.m.



**GoSoutheast.com | (573) 651-2113 or (866) SEMO-TIK**

All Times Central | Home Games in **BOLD**  
Home games played at the Show Me Center | \* Conference Game