



MEDIA GUIDE

2023 SOUTHEAST MISSOURI BASEBALL



SEMOREDHAWKS.COM



2023 SOUTHEAST MISSOURI BASEBALL

MEDIA INFORMATION

The 2023 Southeast Missouri baseball media guide is a source of information for the news media covering the Redhawks. News releases, clips, video footage, photographs and other information will also be available to accredited members of the media upon request.

Strategic Communications

The Southeast Missouri Strategic Communications Office is always willing to assist the media with their coverage of Redhawk baseball. All media and credential requests should be made to Associate Director of Athletics for Strategic Communications Jeff Honza. Should you need any information, feel free to call any time, day or night. Honza can be reached at (618) 528-1145 or jhonza@semo.edu/redhawk1@me.com.

In-Season Interview Policy

All of Southeast Missouri's baseball student-athletes and coaches will be available to the media throughout the 2023 season. Interviews should be arranged through the Southeast Missouri Strategic Communications Office. Please let the Strategic Communications Office know at least 24 hours in advance so interview arrangements can be made.

Credentials

Credentials are required for entrance to Capaha Field. To request credentials, please contact Jeff Honza in the Southeast Missouri Strategic Communications Office by phone at (573) 651-2933 or email at redhawk1@me.com/jhonza@semo.edu.

Southeast Missouri follows the guidelines set forth by the NCAA governing the issuance of credentials. Press credentials will be issued to accredited sports writers of daily and weekly newspapers. Photo credentials will be issued to accredited members of the photo media working for newspapers and television stations.

All credential requests should come from sports editors, directors or anchors. Spouses, dates and minors will not be permitted in the Capaha Field Press Box. Any unauthorized use of credentials will result in revocation of credentials issued by Southeast Missouri State University and credential requests will not be honored for future SEMO athletic events.

Postgame Interviews

The Southeast Missouri Strategic Communications staff will make student-athletes available to the media at the conclusion of each game. Coach Sawyers' first postgame responsibility after meeting with the team is his live radio show.

STRATEGIC COMMUNICATIONS

One University Plaza MS 0200

Cape Girardeau, MO 63701

Phone: (573) 651-2294 | Fax: (573) 651-2810



Jeff Honza

Associate Director of Athletics

(573) 651-2933

(618) 528-1145 (cell)

redhawk1@me.com // jhonza@semo.edu

Responsibilities: Administration, ESPN+/Instant Replay Liaison, Football, Men's Basketball, Softball, Baseball, Tennis

TBA

Assistant Director



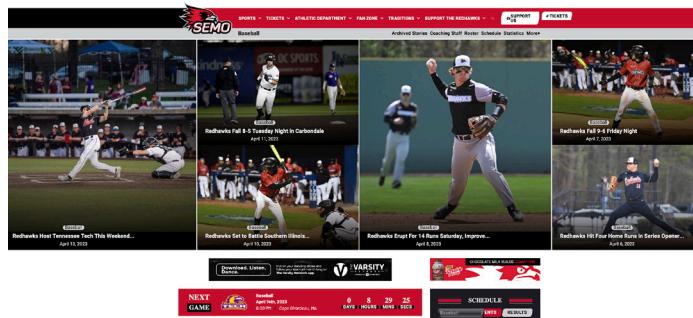
Chandler Collins

Graduate Assistant

(417) 861-7504 (cell)

ccollins1s@semo.edu

Responsibilities: Women's Basketball, Cross Country/Track & Field, Gymnastics, Soccer, Volleyball



SEMORedhawks.com

Southeast Missouri's official athletics website is updated daily and information on all 15 sports is available. Complete schedules, results, coaches and player bios, and other information can be accessed.

Press Box Decorum


Any cheering or outward expression is strictly prohibited in the Capaha Field Press Box at all times.

Official Statistics

Southeast Missouri uses "The Automated Scorebook" for baseball computerized statistics. Final statistics will be available at the conclusion of each game and in between games for doubleheaders.

Live Stats


StatBroadcast Live is the exclusive live statistics platform of Southeast Missouri softball. Live stats can be accessed at Statb.us/I/SEMO.



Twitter
@SEMOBaseball
@SEMORedhawks



Facebook
SEMORedhawks



Instagram
@SEMORedhawks



YouTube
SEMORedhawks

#LetsSoar

Photographers

Please observe NCAA regulations and shoot from designated areas assigned at Capaha Field.

Gameday Parking

There is no media parking at Capaha Field. Parking is available on a first-come, first-serve basis. Please be aware that foul balls are often hit into parking lots and the risk of vehicles being damaged.

Redhawks on ESPN+

Selected Southeast Missouri baseball home games will air live on ESPN+. ESPN+ offers fans thousands of additional live events, on-demand content and original programming not available on ESPN's linear TV or digital networks. ESPN+ is an integrated part of the completely redesigned ESPN App. through ESPN.com.

Redhawks Radio Network

All Southeast Missouri baseball games will be broadcast live on the radio at SEMO ESPN 93.5 FM (K228FX) and 1220 AM (KGIR), and online at SEMORedhawks.com. Erik Sean is in his 23rd year as the "Voice of the Redhawks." Sean is the Director of Sports Operations for Mississippi River Radio's eight radio stations in Cape Girardeau.

Radio Network Affiliates

Real Rock 99.3 FM (KCGQ)Cape Girardeau, Mo.
ESPN 93.5 FM (K228FX)Cape Girardeau, Mo.
ESPN 1220 AM (KGIR)Cape Girardeau, Mo.
ESPN 1470 AM (KMAL)Malden, Mo.



Southeast Missouri or SEMO

is the preferred reference for Southeast Missouri State University athletic teams. Southeastern Missouri State is NOT an acceptable reference.



2023 OVC BASEBALL CHAMPIONSHIP

Wednesday-Saturday, May 24-27
Rent One Park // Marion, Ill.



2023 SOUTHEAST MISSOURI BASEBALL

NUMERICAL ROSTER

No.	Name	Pos.	Ht.	Wt.	Cl.	B/T	Hometown (High School/College)
00	Nathan MacLaren	OF	5-9	160	Fr.	R/R	Zionsville, Ind. (Carmel)
1	Jevon Mason	OF	5-11	202	Sr.	R/R	West Des Moines, Iowa (West Des Moines Valley/Iowa Western CC)
2	Cole Warehime	INF	6-1	185	Fr.	R/R	Downers Grove, Ill. (Downers Grove South)
5	Danny Sperling	INF	6-1	188	Sr.	L/R	Wauconda, Ill. (Wauconda/McHenry County College)
6	Chance Resetich	UT	5-11	185	Jr.	R/R	Hall, Ill. (Hall/Blackhawk College)
7	Kyle Miller	UT	6-2	210	Jr.	R/R	Eureka, Mo. (Eureka)
8	Ty Stauss	UT	5-10	190	Jr.	L/R	Wildwood, Mo. (Lafayette)
9	Gunnar Doyle	UT	6-0	190	Jr.	L/L	Oak Creek, Wis. (Oak Creek/Madison College)
10	Lincoln Andrews	INF	6-4	228	Jr.	L/R	Canon City, Colo. (Canon City)
11	Ben Palmer	INF	6-3	180	Jr.	R/R	Fridley, Minn. (Totino-Grace/Iowa Western CC)
12	Nolan Ackerman	C	6-0	205	Jr.	R/R	Parker, Colo. (Chaparral/College of San Mateo)
13	Caleb Rodgers	INF	5-10	180	Fr.	R/R	Little Rock, Ark. (Pulaski Academy)
14	Peyton Leeper	UT	5-11	200	Jr.	S/R	Mokane, Mo. (South Callaway)
15	Gavin Johnston	RHP	6-2	190	Fr.	R/R	Arnold, Mo. (Seckman)
16	Payton Lawrence	RHP	6-3	180	Jr.	R/R	Dixon, Ill. (Dixon/Blackhawk College)
17	Josh Cameron	OF	6-4	195	Jr.	R/L	Pflugerville, Texas (Hendrickson/Butler County CC)
18	Noah Niznik	LHP	5-11	196	Sr.	L/L	Imperial, Mo. (St. John Vianney)
19	Spencer Parker	OF	6-1	210	Sr.	L/R	Lee's Summit, Mo. (Lee's Summit/Iowa Western CC)
20	Jonah Sarabia	RHP	6-3	185	Fr.	R/R	Columbia, Mo. (Father Tolton)
21	Logan Katen	LHP	6-0	170	Jr.	L/L	Wentzville, Mo. (Holt/Lindenwood)
22	Haden Dow	LHP	6-1	200	Jr.	L/L	St. John, New Brunswick, Canada (Prospects Academy)
23	Brett Graber	OF	6-0	190	Sr.	R/R	Sacramento, Calif. (Capital Christian School/Cosumnes River College)
24	Collin Wilma	RHP	6-4	190	Jr.	R/R	Tinley Park, Ill. (Tinley Park)
25	Ethan Osborne	LHP	6-1	180	So.	L/L	Ashland, Mo. (Southern Boone)
26	Fischer Rausch	RHP	6-5	237	Jr.	R/R	St. Louis, Mo. (Valley Park)
27	Carlos Aranda	OF	6-1	185	Sr.	R/R	Santo Domingo, Dominican Republic (Colegio Triumfare/N. Illinois)
28	Anthony Klein	RHP	6-1	225	R-So.	R/R	St. Louis, Mo. (Parkway Central)
30	Tommy Windt	UT	6-3	212	Jr.	R/R	Orland Park, Ill. (Carl Sandburg/South Suburban College)
31	Michael Laudando	UT	6-2	180	So.	R/R	Westchester, Ill. (St. Laurence/Rockhurst University)
32	Jeb Callaghan	LHP	6-1	222	Sr.	L/L	Yakima, Wash. (Naches Valley/George Washington)
33	Bryce Grossius	RHP	6-2	210	Sr.	R/R	St. Louis, Mo. (St. Mary's)
34	Alex Esker	LHP	6-4	200	So.	L/L	St. Louis, Mo. (Christian Brothers College)
35	Eddie White	RHP	6-0	165	Fr.	R/R	Kansas City, Mo. (Bishop Miege)
36	Tanner Mueller	RHP	6-5	205	So.	R/R	Wentzville, Mo. (Lutheran St. Charles)
37	Hunter Ralls	RHP	6-3	190	Sr.	R/R	Anna, Ill. (Anna-Jonesboro)
38	Esteban Hernandez	RHP	6-0	175	Jr.	R/R	Yuma, Ariz. (Cibola/South Mountain CC)
39	Corbin Guthman	RHP	6-3	190	Fr.	R/R	Murphysboro, Ill. (Murphysboro)
44	Yanluis Ortiz	C	5-10	205	Jr.	R/R	Southlake, Texas (Southlake Carroll/Grayston College)
55	Michael Moore	RHP	6-5	210	Jr.	R/R	Vernon Hills, Ill. (Vernon Hills/McHenry County College)

Coaches & Staff

3	Andy Sawyers, Head Coach (Seventh Year)
4	Trevor Ezell, Associate Head Coach/Hitting (Third Year)
88	Matthew Kinney, Assistant Coach/Pitching (First Year)
99	Harrison Heffley, Volunteer Assistant (First Year)
40	Connery O'Donnell, Student Assistant
	Ryan Napoli, Strength & Conditioning
	Ben Fox, Athletic Trainer
	Connor Rooney, Manager
	Kaiyu Atsumi, Manager

Pronunciations

Carlos Aranda	ah-RON-duh
Bryce Grossius	grocius (like grocery)
Logan Katen	KAY-ten
Jevon Mason	JUH-von
Noah Niznik	nez-nick
Yanluis Ortiz	yan-lou-ees
Chance Resetich	ruh-set-itch
Jonah Sarabia	suh-ROB-ee-uh
Ty Stauss	stauss (sounds like house)

2023 SOUTHEAST MISSOURI BASEBALL

ALPHABETICAL ROSTER



No.	Name	Pos.	Ht.	Wt.	Cl.	B/T	Hometown (High School/College)
12	Nolan Ackerman	C	6-0	205	Jr.	R/R	Parker, Colo. (Chaparral/College of San Mateo)
10	Lincoln Andrews	INF	6-4	228	Jr.	L/R	Canon City, Colo. (Canon City)
27	Carlos Aranda	OF	6-1	185	Sr.	R/R	Santo Domingo, Dominican Republic (Colegio Triumfare/N. Illinois)
32	Jeb Callaghan	LHP	6-1	222	Sr.	L/L	Yakima, Wash. (Naches Valley/George Washington)
17	Josh Cameron	OF	6-4	195	Jr.	R/L	Pflugerville, Texas (Hendrickson/Butler County CC)
22	Haden Dow	LHP	6-1	200	Jr.	L/L	St. John, New Brunswick, Canada (Prospects Academy)
9	Gunnar Doyle	UT	6-0	190	Jr.	L/L	Oak Creek, Wis. (Oak Creek/Madison College)
34	Alex Esker	LHP	6-4	200	So.	L/L	St. Louis, Mo. (Christian Brothers College)
23	Brett Graber	OF	6-0	190	Sr.	R/R	Sacramento, Calif. (Capital Christian School/Cosumnes River College)
33	Bryce Grossius	RHP	6-2	210	Sr.	R/R	St. Louis, Mo. (St. Mary's)
39	Corbin Guthman	RHP	6-3	190	Fr.	R/R	Murphysboro, Ill. (Murphysboro)
38	Esteban Hernandez	RHP	6-0	175	Jr.	R/R	Yuma, Ariz. (Cibola/South Mountain CC)
15	Gavin Johnston	RHP	6-2	190	Fr.	R/R	Arnold, Mo. (Seckman)
21	Logan Katen	LHP	6-0	170	Jr.	L/L	Wentzville, Mo. (Holt/Lindenwood)
28	Anthony Klein	RHP	6-1	225	R-So.	R/R	St. Louis, Mo. (Parkway Central)
31	Michael Laudando	UT	6-2	180	So.	R/R	Westchester, Ill. (St. Laurence/Rockhurst University)
16	Payton Lawrence	RHP	6-3	180	Jr.	R/R	Dixon, Ill. (Dixon/Blackhawk College)
14	Peyton Leeper	UT	5-11	200	Jr.	S/R	Mokane, Mo. (South Callaway)
00	Nathan MacLaren	OF	5-9	160	Fr.	R/R	Zionsville, Ind. (Carmel)
1	Jevon Mason	OF	5-11	202	Sr.	R/R	West Des Moines, Iowa (West Des Moines Valley/Iowa Western CC)
7	Kyle Miller	UT	6-2	210	Jr.	R/R	Eureka, Mo. (Eureka)
55	Michael Moore	RHP	6-5	210	Jr.	R/R	Vernon Hills, Ill. (Vernon Hills/McHenry County College)
36	Tanner Mueller	RHP	6-5	205	So.	R/R	Wentzville, Mo. (Lutheran St. Charles)
18	Noah Niznik	LHP	5-11	196	Sr.	L/L	Imperial, Mo. (St. John Vianney)
44	Yanluis Ortiz	C	5-10	205	Jr.	R/R	Southlake, Texas (Southlake Carroll/Grayston College)
25	Ethan Osborne	LHP	6-1	180	So.	L/L	Ashland, Mo. (Southern Boone)
11	Ben Palmer	INF	6-3	180	Jr.	R/R	Fridley, Minn. (Totino-Grace/Iowa Western CC)
19	Spencer Parker	OF	6-1	210	Sr.	L/R	Lee's Summit, Mo. (Lee's Summit/Iowa Western CC)
37	Hunter Ralls	RHP	6-3	190	Sr.	R/R	Anna, Ill. (Anna-Jonesboro)
26	Fischer Rausch	RHP	6-5	237	Jr.	R/R	St. Louis, Mo. (Valley Park)
6	Chance Resetich	UT	5-11	185	Jr.	R/R	Hall, Ill. (Hall/Blackhawk College)
13	Caleb Rodgers	INF	5-10	180	Fr.	R/R	Little Rock, Ark. (Pulaski Academy)
20	Jonah Sarabia	RHP	6-3	185	Fr.	R/R	Columbia, Mo. (Father Tolton)
5	Danny Sperling	INF	6-1	188	Sr.	L/R	Wauconda, Ill. (Wauconda/McHenry County College)
8	Ty Stauss	UT	5-10	190	Jr.	L/R	Wildwood, Mo. (Lafayette)
2	Cole Warehime	INF	6-1	185	Fr.	R/R	Downers Grove, Ill. (Downers Grove South)
35	Eddie White	RHP	6-0	165	Fr.	R/R	Kansas City, Mo. (Bishop Miege)
24	Collin Wilma	RHP	6-4	190	Jr.	R/R	Tinley Park, Ill. (Tinley Park)
30	Tommy Windt	UT	6-3	212	Jr.	R/R	Orland Park, Ill. (Carl Sandburg/South Suburban College)

Roster Breakdown

Total Squad Members	39
Seniors	9
Juniors	18
Sophomores	5
Freshmen	7
Newcomers	16
Position Starters Returning/Lost	6/3
Starting Pitchers Returning/Lost	2/1





2023 SOUTHEAST MISSOURI BASEBALL


RADIO/TV ROSTER



Nathan MacLaren
OF / 5-9 / 190 / Fr. / R-R
Zionsville, Ind.



Jevon Mason
OF / 5-11 / 202 / Sr. / R-R
West Des Moines, Iowa



Cole Warehime
INF / 6-1 / 185 / Fr. / R-R
Downers Grove, Ill.



Danny Sperling
INF / 6-1 / 188 / Sr. / L-R
Wauconda, Ill.



Chance Resetich
UT / 5-11 / 185 / Jr. / R-R
Hall, Ill.



Kyle Miller
UT / 6-2 / 210 / Jr. / R-R
Eureka, Mo.



Ty Stauss
UT / 5-10 / 190 / Jr. / L-L
Wildwood, Mo.



Gunnar Doyle
UT / 6-0 / 190 / Jr. / L-L
Oak Creek, Wis.



Lincoln Andrews
INF / 6-4 / 228 / Jr. / L-R
Canon City, Colo.



Ben Palmer
INF / 6-3 / 180 / Jr. / R-R
Fridley, Minn.



Nolan Ackerman
C / 6-0 / 205 / Jr. / R-R
Parker, Colo.




Caleb Rodgers
INF / 5-10 / 180 / Fr. / R-R
Little Rock, Ark.



Peyton Leeper
UT / 5-11 / 200 / Jr. / S-R
Mokane, Mo.



Gavin Johnston
RHP / 6-2 / 190 / Fr. / R-R
Arnold, Mo.



Payton Lawrence
RHP / 6-3 / 180 / Jr. / R-R
Dixon, Ill.



Josh Cameron
OF / 6-4 / 195 / Jr. / R-L
Pflugerville, Texas



Noah Niznik
LHP / 5-11 / 196 / Sr. / L-L
Imperial, Mo.



Spencer Parker
OF / 6-1 / 210 / Sr. / L-R
Lee's Summit, Mo.



Jonah Sarabia
RHP / 6-3 / 185 / Fr. / R-R
Columbia, Mo.



Logan Katen
LHP / 6-0 / 170 / Jr. / L-L
Wentzville, Mo.



Haden Dow
LHP / 6-1 / 200 / Jr. / L-L
New Brunswick, Canada




Brett Graber
OF / 6-0 / 190 / Sr. / R-R
Sacramento, Calif.



Collin Wilma
RHP / 6-4 / 190 / Jr. / R-R
Tinley Park, Ill.



Ethan Osborne
LHP / 6-1 / 180 / So. / L-L
Ashland, Mo.



Fischer Rausch
RHP / 6-5 / 237 / Jr. / R-R
St. Louis, Mo.

2023 SOUTHEAST MISSOURI BASEBALL

RADIO/TV ROSTER



27

Carlos Aranda
OF / 6-1 / 185 / Sr. / R-R
Santo Domingo, Dominican Rep.



28

Anthony Klein
RHP / 6-1 / 225 / R-So. / R-R
St. Louis, Mo.



30

Tommy Windt
RHP / 6-3 / 212 / Jr. / R-R
Orland Park, Ill.



31

Michael Laudando
RHP / 6-2 / 180 / So. / R-R
Westchester, Ill.



32

Jeb Callaghan
LHP / 6-1 / 222 / Sr. / L-L
Yakima, Wash.



33

Bryce Grossius
RHP / 6-2 / 210 / Sr. / R-R
St. Louis, Mo.




34

Alex Esker
LHP / 6-4 / 200 / So. / L-L
St. Louis, Mo.



35

Eddie White
RHP / 6-0 / 165 / Fr. / R-R
Kansas City, Mo.



36

Tanner Mueller
RHP / 6-5 / 205 / So. / R-R
Wentzville, Mo.



37

Hunter Ralls
RHP / 6-3 / 190 / Sr. / R-R
Anna, Ill.



38

Esteban Hernandez
RHP / 6-0 / 175 / Jr. / R-R
Yuma, Ariz.



39

Corbin Guthman
RHP / 6-3 / 190 / Fr. / R-R
Murphysboro, Ill.



44

Yanluis Ortiz
C / 5-10 / 205 / Jr. / R-R
Southlake, Texas



55

Michael Moore
RHP / 6-5 / 210 / Jr. / R-R
Vernon Hills, Ill.



3

Andy Sawyers
Head Coach
Seventh Year



4

Trevor Ezell
Associate Head Coach
Third Year




88

Matthew Kinney
Assistant Coach
First Year




99

Harrison Heffley
Volunteer Assistant Coach
First Year



40

Connery O'Donnell
Student Assistant Coach
First Year




Connor Rooney
Manager



Kaiyu Atsumi
Manager



Ryan Napoli
Director of Sports
Performance



Ben Fox
Athletic Trainer



2023 SOUTHEAST MISSOURI BASEBALL

RETURNEES

February

17	at Central Arkansas	4 p.m.
18	at Central Arkansas	4 p.m.
19	at Central Arkansas	1 p.m.
21	at Middle Tennessee	3 p.m.
25	at Abilene Christian (DH)	1:05 p.m.
26	at Abilene Christian (DH)	11:05 a.m.

March

1	Evansville	1 p.m.
4	Milwaukee (DH)	12 p.m.
5	Milwaukee	1 p.m.
7	Indiana State	3 p.m.
8	Indiana State	3 p.m.
10	Butler	3 p.m.
11	Butler	1 p.m.
12	Butler	1 p.m.
14	at Missouri State	2 p.m.
15	Missouri State	3 p.m.
17	Western Illinois	3 p.m.
18	Western Illinois	2 p.m.
19	Western Illinois	1 p.m.
21	at Arkansas	3 p.m.
25	at SIU Edwardsville* (DH)	1 p.m.
26	at SIU Edwardsville*	1 p.m.
29	at Evansville	6 p.m.

April

1	Little Rock* (DH)	1 p.m.
2	Little Rock*	1 p.m.
4	at Murray State	5 p.m.
6	at Southern Indiana*	6 p.m.
7	at Southern Indiana*	6 p.m.
8	at Southern Indiana*	12 p.m.
11	at Southern Illinois	6 p.m.
14	Tennessee Tech*	6 p.m.
15	Tennessee Tech*	2 p.m.
16	Tennessee Tech*	1 p.m.
21	at Morehead State*	4 p.m.
22	at Morehead State*	1 p.m.
23	at Morehead State*	12 p.m.
25	Southern Illinois	6 p.m.
28	Lindenwood*	6 p.m.
29	Lindenwood*	2 p.m.
30	Lindenwood*	1 p.m.

May

2	Murray State	6 p.m.
5	at Kansas State	6 p.m.
6	at Kansas State	4 p.m.
7	at Kansas State	1 p.m.
9	Middle Tennessee	4 p.m.
12	at UT Martin*	5 p.m.
13	at UT Martin*	3 p.m.
14	at UT Martin*	1 p.m.
18	Eastern Illinois*	6 p.m.
19	Eastern Illinois*	6 p.m.
20	Eastern Illinois*	2 p.m.
24	OVC Tournament	Marion, Ill.
25	OVC Tournament	Marion, Ill.
26	OVC Tournament	Marion, Ill.
27	OVC Tournament	Marion, Ill.

All Times Central and Subject to Change
* - Denotes Ohio Valley Conference Game
Home Games in **Bold**





COACHES

2023 SOUTHEAST MISSOURI BASEBALL



SEMOREDHAWKS.COM



2023 SOUTHEAST MISSOURI BASEBALL

HEAD COACH ANDY SAWYERS



REDHAWK BASEBALL

Andy SAWYERS

Head Coach // Seventh Year // Nebraska, 1998

The 2023 season marks Andy Sawyers' seventh as Southeast Missouri's head coach.

In the last two years alone, Sawyers led SEMO to one Ohio Valley Conference regular-season title, back-to-back OVC Tournament crowns and two NCAA Tournament appearances. For the first time in program history, the Redhawks claimed the league's OVC Tournament title and advanced to the NCAA Tournament in consecutive seasons during the 2021 and 2022 campaigns.

During the 2022 season, SEMO compiled a 37-22 overall record and finished second in the OVC with a 16-8 mark. The Redhawks, after dropping their first game of the conference tournament, won three-straight elimination games to secure their second-straight OVC Tournament championship. SEMO outlasted top-seeded Belmont, 5-4, in 10 innings to get the title.

The Redhawks later represented the OVC at the NCAA Regional in Louisville, Kentucky. That trip came a year after SEMO advanced to the NCAA Regional in Oxford, Mississippi.

SEMO was nearly unbeatable at home in 2022, where it led the

nation with a 23-2 record. The Redhawks won their first 14 games at Capaha Field en route to their best home record in program history. In addition, the Redhawks finished the year with 24 come-from-behind victories.

The Redhawks hit a program record 97 home runs with five players getting 10 or more. SEMO also had seven All-OVC selections, two American Baseball Coaches Association (ABCA)/Rawlings All-South Region picks and one draft pick (Andrew Keck, 10th round, Atlanta Braves) in 2022.

Academically, SEMO's baseball team recently recorded a 3.45 grade point average for its best fall term GPA in program history. During the 2021-22 academic year, the Redhawks had two OVC Medal of Honor recipients and 20 Commissioner's Honor Roll selections.

In terms of winning percentage, Sawyers' baseball program is the second-winningest in SEMO's Department of Athletics with a .546 percentage over the last seven seasons. The Redhawks accumulated a total of 194 wins and won at a .592 rate in OVC play (103-71). SEMO won 30 or more games

each of the last two years and Sawyers is in position to become the third head coach in program history to post three-consecutive 30-win seasons.

Sawyers was named OVC Coach of the Year after leading SEMO to a sweep of league's regular-season and tournament titles in 2021. The Redhawks finished that championship season with an overall 30-22 record and 17-10 in the OVC. SEMO recorded 30 wins in a season for the first time with Sawyers at the helm and posted series wins in eight of its nine series against league foes in 2021.

Sawyers coached his first OVC Specialty Award-Winner when left-hander Dylan Dodd was tabbed the league's Pitcher of the Year.

Dodd later became the highest draft pick in program history when he was selected in the third round by the Atlanta Braves in the 2021 Major League Draft. Additionally, Dodd wrapped up his final college season as a Second-Team Collegiate Baseball All-American.

Statistically, SEMO led the OVC with 14 saves and a .967 fielding percentage after committing just 49 errors in 52 contests. The Redhawks were also second in the conference in wins as their 30 victories marked the most in a season in five years.

In 2020, SEMO had an overall record of 9-8 and a 2-1 mark in OVC play when its season abruptly ended due to a global COVID-19 pandemic. The Redhawks heated up to win seven of nine contests prior to the end of competition.

The Redhawks led the OVC in batting average (.314), hits (188), triples (9), plate appearances (707), at-bats (598), hit by pitch (26), stolen bases (36), fewest walks allowed (54) and fielding percentage (.976), and rated second

in slugging percentage (.503), on-base percentage (.404), runs (129), RBI (121) and home runs (21) at the time their 2020 campaign came to a close. SEMO also ranked among the top 10 teams in the nation in hits (6th) and triples (8th).

Individually, Justin Dirden led the conference in slugging percentage (.900), RBI (26), home runs (9), hits (29), total bases (63) and stolen bases (9) before signing as an undrafted free agent with the Houston Astros.

Shortstop Tyler Wilber topped the OVC in runs (26) and center fielder Danny Wright tied a league-high with 29 hits when play was suspended.

Pitching wise, left-handers Dylan Dodd (2-1, 36 Ks) and Noah Niznik (3-0, 15 Ks) were a combined 5-1 with 51 strikeouts and two complete game shutouts through four starts in 2020.

Before they took the field in 2019, the Redhawks ushered in a state-of-the-art hitting facility adjacent to Capaha Field. The 4,000-square foot facility can fit up to four batting cages and is equipped with portable pitching mounds. It also had HitTrax Rapsodo technology which is used to enhance overall player performance through real-time stats and performance metrics.

SEMO went 23-32 during an injury-riddled 2019 campaign. The Redhawks played without five of their position starters for much of the season.

Despite the misfortune with injuries, SEMO had a pair of All-OVC performers in Wilber and Niznik.

A First-Team selection, Wilber led the OVC with a .383 batting average and was the Redhawks leader in hits (80) doubles (19), triples (3), RBI (40), slugging percentage (.531) and on-base percentage (.480).

2023 SOUTHEAST MISSOURI BASEBALL HEAD COACH ANDY SAWYERS



Niznik, who landed a spot on the All-Newcomer Team, started 13 games as a freshman. He led the team with a 3.63 ERA, ranked second in innings (62) and third in both strikeouts (49) and wins (3).

The year before that, Sawyers guided the 2018 squad to the program's 13th consecutive OVC Tournament berth as the Redhawks finished 27-30 overall and second in the conference with a 20-10 record.

That team produced three First-Team All-OVC performers, including Carlos Vega, Trevor Ezell and Dirden.

Sawyers was hired as the sixth head coach in program history on July 29, 2016.

In his first year as an NCAA Division I head coach in 2017, Sawyers led the Redhawks to a winning season (29-26 overall, 16-14 OVC). He also picked up his first career OVC Tournament win along the way.

First-Team pick Dan Holst, Second-Team selections Brian Lees, Chris Osborne, Justin Murphy and Clay Chandler, and All-Newcomer Team member Danny Wright formed a group of six All-OVC players in Sawyers' debut season as a Division I head coach.

In all, Sawyers has over two decades worth of collegiate coaching experience.

Prior to arriving in Cape Girardeau, he worked two seasons as the Associate Head Coach/Offensive Coordinator at Big 12 Conference member Kansas State. There, Sawyers oversaw the hitters and catchers, while helping coordinate recruiting efforts.

Sawyers has coached in two College World Series, two NCAA Super Regionals and nine NCAA Tournaments during his coaching tenure. He has mentored 41 Major

League Baseball draft picks, including two first-round selections and ten top-10 round picks.

The Wildcats ranked fourth in the Big 12 offensively with a .284 team batting average in 2016. K-State's offense registered a .400 slugging percentage and .372 on-base percentage, scored 335 runs, had 550 hits, belted 100 doubles, notched 17 triples, and finished with 30 home runs and 300 RBI.

Sawyers coached freshman Josh Rolette who garnered Louisville Slugger Freshman All-American honors in 2016. He also helped mentor Jake Scudder who was named Big 12 Newcomer of the Year. The Wildcats had three student-athletes on the All-Big 12 Teams that season.

The 2015 and 2016 campaigns were Sawyers' second stint at K-State.

He previously served as an assistant coach for the Wildcats in 2009 and 2010. Sawyers helped lead K-State to an 80-30-1 record and the first two NCAA Regional appearances in school history over that span.

The 2009 season was a year of power for the Wildcats under Sawyers. The team hit 22 triples and 58 home runs, most in both categories since 1997. The offense shined when it came to stolen bases as the 149 steals were second-most in the nation and just two shy of breaking the Big 12 record. Overall, the team finished among Big 12 leaders in on-base percentage (2nd, .399), runs scored (2nd, 458), hits (2nd, 675), RBI (2nd, 420), doubles (3rd, 123), and fewest strikeouts (4th, 393).

Six Wildcats claimed All-Big 12 honors in 2009, including outfielder Nick Martini, who also garnered Louisville Slugger Freshman All-

America honors, and Justin Bloxom and Carter Jurica, who finished fourth and eighth, respectively, in the Big 12 in batting average.

The 2010 squad matched the success of 2009 by also reaching the NCAA postseason, and the offense topped the previous season totals in batting average (.323 in 2010; .317 in 2009), runs per game (7.6 vs. 7.4) and OBP (.426 vs. .399).

Before K-State, Sawyers spent four seasons as Associate Head Coach at Texas A&M (2011-14). Those four seasons at Texas A&M represented the end of Sawyers' five-year stint with the Aggies after he spent 2008 as a volunteer assistant coach.

In each of those five seasons, Sawyers helped Texas A&M reach an NCAA Regional while also winning a pair of Big 12 championships. In addition, he coached standouts Tyler Naquin - 2011 Big 12 Player of the Year, All-American and a first round pick by the Cleveland Indians in 2012 - and Krey Bratson, a 2011 Freshman All-American.

Before his appointment at Texas A&M in 2008, Sawyers worked with current Aggie head coach Rob Childress as an assistant coach and recruiting coordinator at Nebraska from 2003-07.

While in Lincoln, he helped the Huskers earn four trips to the NCAA Tournament, including an appearance at the 2005

The Sawyers File

Experience:

23rd Year (Seventh at SEMO)

Hometown:

Willits, Calif.

Birthdate:

May 24, 1975

Alma Mater:

Nebraska, 1998

Education:

B.A. History (Nebraska)

M.S. Education (Nebraska)

Date Hired:

July 29, 2016

Family:

Wife - Dena

Children - A.J., Alex

Playing Experience:

Point Loma Nazarene, 1994

Mendocino College, 1996

Nebraska, 1997-98

Coaching Experience:

Northwestern State, Volunteer Asst., 1999

Nebraska, Volunteer Asst., 2000

Hutchinson CC, Head Coach, 2001-02

Nebraska, Assistant Coach, 2003-07

Texas A&M, Volunteer Asst., 2008

Kansas State, Assistant Coach, 2009-10

Texas A&M, Assoc. Head Coach, 2011-14

Kansas State, Assoc. Head Coach, 2015-16

Southeast Missouri, Head Coach, 2017-pr.





2023 SOUTHEAST MISSOURI BASEBALL

HEAD COACH ANDY SAWYERS

College World Series. Sawyers, who lettered two years at Nebraska, worked with 12 Huskers who were selected in the MLB Draft, including Alex Collegiate Baseball.

After working as the volunteer assistant at Nebraska in 2000, Sawyers worked the 2001 and 2002 seasons as head coach at Hutchinson Community College, compiling an 87-30 record and two postseason berths. In 2001, the Dragons went 40-16 and won the Jayhawk West Sub-Regional, while the 2002 squad set a school record with 47 wins and was ranked as high as seventh by the NJCAA.

Sawyers' coaching career began at Northwestern (La.) State in 1999 as a volunteer assistant coach, helping the Demons finish second in the Southland Conference.

He first played collegiately at Point Loma (Calif.) Nazarene College in 1994. Following a year off, he played at Mendocino (Calif.) Junior College in 1996 before finishing up his playing career at Nebraska.

A native of Willits, California, Sawyers received his bachelor (1998) and master's (2000) degrees from Nebraska. He is married to the former Dena Lindeblad and the couple have two sons, Andrew James (A.J.) and Alex.

Sawyers' Year-by-Year Records

Year	School	Assignment	Record	Conf./Finish	Postseason
1999	Northwestern State	Volunteer Assistant	38-21	18-9/2nd	-
2000	Nebraska	Volunteer Assistant	51-17	21-9/2nd	NCAA Super Regional
2001	Hutchinson CC	Head Coach	40-16	-	Sub-Regional
2002	Hutchinson CC	Head Coach	47-11	-	Sub-Regional
2003	Nebraska	Assistant Coach	47-18	20-7/1st	NCAA Regional
2004	Nebraska	Assistant Coach	36-23	11-16/8th	-
2005	Nebraska	Assistant Coach	57-15	19-8/1st	NCAA College World Series
2006	Nebraska	Assistant Coach	42-17	17-10/3rd	NCAA Regional
2007	Nebraska	Assistant Coach	32-27	14-13/4th	NCAA Regional
2008	Texas A&M	Volunteer Assistant	46-19	19-8/1st	NCAA Super Regional
2009	Kansas State	Assistant Coach	43-18-1	14-11-1/4th	NCAA Regional
2010	Kansas State	Assistant Coach	37-22	14-12/3rd	NCAA Regional
2011	Texas A&M	Assoc. Head Coach	47-22	19-8/t1st	NCAA College World Series
2012	Texas A&M	Assoc. Head Coach	43-18	16-8/2nd	NCAA Regional
2013	Texas A&M	Assoc. Head Coach	34-29	13-16/6th	NCAA Regional
2014	Texas A&M	Assoc. Head Coach	36-26	14-16/5th	NCAA Regional
2015	Kansas State	Assoc. Head Coach	27-30	10-14/6th	-
2016	Kansas State	Assoc. Head Coach	26-31	8-16/8th	-
2017	Southeast Missouri	Head Coach	29-26	16-14/5th	OVC Tournament
2018	Southeast Missouri	Head Coach	27-30	20-10/2nd	OVC Tournament
2019	Southeast Missouri	Head Coach	23-32	10-20/10th	-
2020*	Southeast Missouri	Head Coach	9-8	2-1	-
2021	Southeast Missouri	Head Coach	30-22	17-10/1st	NCAA Regional
2022	Southeast Missouri	Head Coach	37-22	16-8/2nd	NCAA Regional

* - Season ended due to COVID-19 pandemic

Overall Record as a Head Coach: 242-167 (9 years)

Record at Southeast Missouri, 155-140, 81-63 Ohio Valley Conference (7 years)

Record at Hutchinson CC, 87-27 (2 years)

Record as a college associate head coach, 213-156

Record as a college assistant coach, 294-140-1

Record as a volunteer assistant coach, 135-57

Coaching Honors

2021 OVC Coach of the Year





REDHAWK BASEBALL

Trevor **EZELL**

Associate Head Coach // Third Year

Trevor Ezell was elevated to Associate Head Coach for Southeast Missouri's baseball program on Dec. 6, 2022.

In his first year as SEMO's full-time hitting coach in 2022, Ezell led the Ohio Valley Conference Champion Redhawks to a program record 97 home runs in 2022. Four different players hit .317 or better with 10 or more home runs that year. Additionally, SEMO hitters had over 400 (405) RBI in a season for the first time since 2016.

Before taking over as hitting coach, Ezell worked as the Redhawks Director of Offensive Player Development, where he handled various administrative duties and assisted with stat compilation, analytical breakdown, video analysis and scouting.

A native of Bryant, Arkansas, Ezell returned to Cape Girardeau following a two-year stint in Minor League Baseball. He was signed by the Tampa Bay Rays during the summer of 2019 after making a trip to the College World Series at the University of Arkansas.

Ezell wrapped up his college career with the Razorbacks after spending four years at SEMO. He earned both First-Team and

Second-Team All-Ohio Valley Conference honors. Ezell started 181 games and accumulated 251 hits, 194 runs, 128 RBI, 48 stolen bases and 45 doubles in his career. He also hit .336, boasted a .495 slugging percentage and held a .967 fielding percentage during his time as a Redhawk.

In his final college season, Ezell hit .329 with a team-high 25 doubles and 72 runs scored en route to Second-Team All-SEC and SEC All-Defensive Team accolades at Arkansas in 2019. His 72 runs also ranked fourth in the SEC and 11th in the nation. Additionally, Ezell was the Razorbacks top hitter in the 2019 NCAA Tournament hitting .459 with 17 hits, six doubles, two home runs and eight RBI in eight contests.



REDHAWK BASEBALL

Matthew **KINNEY**

Assistant Coach // First Year

Matthew Kinney in his second stint as Southeast Missouri's pitching coach.

Kinney spent last fall at Davidson and one year at Army West Point as pitching coach and recruiting coordinator.

Prior to those moves, Kinney was with the Redhawks from 2016-21 working first as a volunteer assistant before taking over as pitching coach and recruiting coordinator. He helped SEMO win the 2021 OVC regular-season and tournament titles, and advance to the NCAA Oxford Regional hosted by Ole Miss. Two of his SEMO pitchers were drafted by Major League Baseball teams.

At Army, Kinney oversaw a pitching staff that led the Patriot League that led the Patriot League in ERA, shutouts, strikeout-to-walk ratio, hits allowed per nine innings and batting average against. The staff featured Patriot League Pitcher of the Year Connelly Early and two all-conference honorees.

Kinney earned his finance degree from Belmont and his master's in sport management from Florida State in 2016.

As a player at Belmont, he helped the Bruins to the 2012 Atlantic Sun

Conference regular season and tournament championships and a berth in the Baton Rouge Regional. He split time as a pitcher and outfielder before pitching full-time in 2015, when he posted a 1.80 ERA and struck out 62 in 35 relief appearances.

Kinney played the 2016 season at Florida State and reached the Gainesville Super Regional with the Seminoles. That year, he was 3-0 with a 2.49 ERA in 27 relief appearances.

He also played for and coached with the Cotuit Kettleers in the Cape Cod League.

Kinney is married to the former Allyson Bradshaw, who played basketball at SEMO.



2023 SOUTHEAST MISSOURI BASEBALL ASSISTANT COACHES



REDHAWK BASEBALL

Harrison **HEFFLEY**

Volunteer Assistant // First Year

Harrison Heffley is in his first year as Southeast Missouri's volunteer assistant coach.

Heffley finished up his playing career at Harding University where he hit .348 with 43 runs, 11 doubles, nine home runs and 37 RBI in 41 starts as a senior during the 2021 season.

A native of Rogers, Arkansas, Heffley transferred to Harding from the University of Arkansas where he redshirted in 2017 before spending three years as part of the Razorbacks support staff.

Heffley is a 2016 graduate of Rogers High School. There, he went 7-2 with a 2.65 ERA and recorded 67 strikeouts in 55 innings his senior year. Heffley was a Class 7A All-State selection and was both the Perfect Game and 7A West Player of the Year.



PROFILES

2023 SOUTHEAST MISSOURI BASEBALL



SEMOREDHAWKS.COM



2023 SOUTHEAST MISSOURI BASEBALL

RETURNEES



Lincoln ANDREWS

Infield // Jr. // 6-4 // 228 // L/R
Canon City, Colo. // Canon City H.S.

2022: Named to the Ohio Valley Conference All-Tournament Team... Started all 57 games at first base... Hit .234 with 44 runs, 12 doubles, 15 home runs and 44 RBI...Boasted a .991 fielding percentage...Recorded multiple hits 15 times and finished with multiple RBI on 12 occasions... Hit three home runs, including a grand slam, in a doubleheader sweep of Morehead State (4/23)... Homered in each of his first three at-bats for a career-high three round-trippers at Austin Peay (4/2)...Went 3-for-4 with three runs and four RBI in that game...Started the year by hitting safely in 12 of his first 15 starts...Put together an eight-game hitting streak from May 14-27...Hit .412 with seven hits, three runs scored, two doubles, two home runs and six RBI at the OVC Tournament...Had multiple hits in

three of the Redhawks four OVC Tournament games...Scored a run in nine of his first 11 games of the season...Finished with a season-best four RBI vs. Tennessee Tech (5/26)... OVC Commissioner's Honor Roll selection...Scored a run and drew two walks at the NCAA Louisville Regional vs. Oregon (6/4).

2021: Started 41 games, including 18 at first base and 23 as designated hitter...Hit .255 with 15 runs, 39 hits, eight doubles, three home runs and 25 RBI...Ranked fourth on the team in batting average...Collected multiple-hits a total of nine times and drove in two or more runs on five occasions...Hit his first career home run vs. UT Martin (5/20)... Belted a three-run home run in the Redhawks OVC Tournament win over Austin Peay (5/27)...Went

4-for-4 with two runs and a double at Austin Peay (4/28)...His four hits marked a season-high...Put together a seven-game hitting streak from May 13-27...OVC Commissioner's Honor Roll selection.

2020 (Shortened due to COVID-19): Played in 11 games and logged seven starts...Started two games at first base and was in the Redhawks starting lineup as designated hitter in five contests... Had three hits and three runs scored to go along with two walks in 29 at-bats...Made his first career start at UL Monroe (2/14)...Recorded his first career hit on a single vs. Northern Illinois (2/21)...Finished the year with a hit and a run in each of his last two games at UT Martin (3/7) and at Southern Illinois (3/11)... OVC Commissioner's Honor Roll selection.

Prep: Lettered four years at Canon City High School...Posted a .571 batting average with 20 home runs and 99 RBI...As a senior, he hit .638 with 10 home runs, 43 RBI and boasted a .732 on-base percentage... Garnered First-Team All-State, All-Region and All-Conference honors that year...Hit .540 with five home runs and had a .615 on-base percentage his junior year... Claimed Second-Team All-State and First-Team All-Region and All-Conference accolades as a junior... Hit .531 with four home runs en route to garnering First-Team All-State and All-Conference laurels as a sophomore.

Personal: Born January 3, 2001... Majoring in Pre-Physical Therapy... Son of Tim and Stacy Andrews.

// Career-Highs

At-Bats	6	at Dallas Baptist (2/18/22)
Runs	3	2x, last vs. UT Martin (5/15/22)
Hits	4	at Austin Peay (4/28/21)
Doubles	1	20x, last vs. Tennessee Tech (5/27/22)
Triples	1	at UT Martin (3/7/20)
Home Runs	3	at Austin Peay (4/2/22)
RBI	4	3x, last vs. Tennessee Tech (5/27/22)
Stolen Bases	-	-

Lincoln Andrews' Career Statistics at Southeast Missouri

Year	Avg.	GP-GS	AB	R	H	2B	3B	HR	RBI	TB	SLG%	BB	HBP	SO	GDP	OB%	SF	SH	SB-ATT	PO	A	E	FLD%
2020	.103	11-7	29	3	3	0	1	0	0	5	.172	2	1	12	0	.188	0	0	0-0	22	1	0	1.000
2021	.255	45-41	153	15	39	8	0	3	25	56	.366	4	1	34	2	.277	1	2	0-0	141	2	1	.993
2022	.234	57-57	218	44	51	12	0	15	44	108	.495	24	6	78	5	.325	1	4	0-1	422	16	4	.991
Total	.233	113-105	400	62	93	20	1	18	69	169	.423	30	8	124	7	.298	2	6	0-1	585	19	5	.992

Lincoln Andrews' Career Statistics in Ohio Valley Conference Games

Year	Avg.	GP-GS	AB	R	H	2B	3B	HR	RBI	TB	SLG%	BB	HBP	SO	GDP	OB%	SF	SH	SB-ATT	PO	A	E	FLD%
2020	.500	2-0	2	1	1	0	1	0	0	3	1.500	1	0	0	0	.667	0	0	0-0	0	0	0	.000
2021	.250	20-17	64	6	16	3	0	1	8	22	.344	2	1	15	1	.279	1	2	0-0	82	0	0	1.000
2022	.205	24-24	83	20	17	2	0	9	18	46	.554	8	6	19	3	.320	0	1	0-0	178	8	2	.989
Total	.228	46-41	149	27	34	5	1	10	26	71	.477	11	7	34	4	.310	1	3	0-0	260	8	2	.993



REDHAWK BASEBALL

Jeb CALLAGHAN

Left-Handed Pitcher // Sr. // 6-1 // 222 // L/L
Yakima, Wash. // Naches Valley H.S. // George Washington

2022: Made five relief appearances...Recorded seven strikeouts in 5.2 innings...Posted a season-high three strikeouts in 1.1 innings at Tennessee Tech (4/14)...Had two strikeouts in his first appearance of the season vs.

Valparaiso (3/13)...Did not allow a run vs. Valparaiso (3/13) and at Indiana State (3/15)...Longest outing was 1.2 innings against the Sycamores...Ohio Valley Conference Medal of Honor recipient and

Commissioner's Honor Roll selection.

2021: Did not see game action...Recipient of the Jewel Award...Ohio Valley Conference Commissioner's Honor Roll selection

George Washington: Appeared in four games and made one start in 2020...Struck out three in 6.1 innings...Recorded two strikeouts vs. Marist (2/21)...Longest outing was 2.2 innings vs. Tennessee (3/1).

Columbia Basin: Spent two seasons at Columbia Basin...Named NWAC First-Team All-East Region in 2019 after appearing in 11 games and making nine starts...Pitched one complete game and was 4-1 with a 2.70 ERA...Struck out 74 and walked

23 in 56.2 innings...Ranked second on the team in strikeouts and led the team with 11.75 strikeouts per nine innings...Allowed three or less runs in 10 of 11 outings...As a freshman in 2018, he put together a record of 4-3 with 66 strikeouts in 55.1 innings.

Prep: Attended Naches Valley High School, where he was an 11-time letterman...Lettered four years in baseball, four in football and three in basketball...First-Team All-League selection as a junior and senior...Earned All-State honors as a senior.

Personal: Born July 14, 1998...Son of Kelly and Brenda Callaghan...Has three older brothers, Jake, Thad and Eli.

// Career-Highs

Innings Pitched.....	1.2	at Indiana State (3/15/22)
Fewest Hits.....	0	vs. Valparaiso (3/13/22)
Most Hits.....	2	3x, last at Missouri (5/3/22)
Fewest Runs.....	0	2x, last at Indiana State (3/15/22)
Most Runs.....	4	vs. Arkansas State (4/5/22)
Fewest Walks.....	0	2x, last at Missouri (5/3/22)
Strikeouts.....	3	at Tennessee Tech (4/14/22)

SEMO

BASEBALL

Jeb Callaghan's Career Statistics at Southeast Missouri

Year	ERA	W-L	APP	GS	CG	SHO	SV	IP	H	R	ER	BB	SO	2B	3B	HR	AB	B/Avg.	WP	HBP	BK	SFA	SHA
2022	11.12	0-0	5	0	0	0	0	5.2	7	7	7	5	7	1	0	3	29	.304	0	0	0	1	0

Jeb Callaghan's Career Statistics in Ohio Valley Conference Games

Year	ERA	W-L	APP	GS	CG	SHO	SV	IP	H	R	ER	BB	SO	2B	3B	HR	AB	B/Avg.	WP	HBP	BK	SFA	SHA
2022	13.50	0-0	1	0	0	0	0	1.1	2	2	2	1	3	0	0	1	7	.333	0	0	0	0	0



2023 SOUTHEAST MISSOURI BASEBALL

RETURNEES



Alex **ESKER**

Left-Handed Pitcher // So. // 6-4 // 200 // L/L
St. Louis, Mo. // Christian Brothers College H.S.

2022: Appeared in eight games and made two starts on the mound as a freshman...Posted seven strikeouts in 12.1 innings...Both of his starts were no decisions...Tossed two scoreless innings with one strikeout in his first career start at Ole Miss (4/19), the eventual NCAA Baseball National Champion...The Redhawks won that game by a score of 13-3...Had a season-high two strikeouts in 1.1 innings of relief vs. Southern Illinois (4/12)...Longest outing was 3.1 scoreless innings at Saint Louis (3/29).

Prep: Left-handed pitcher who graduated from Christian Brothers College High School in St. Louis...As a senior, he put together a 6-1 record with a 2.31 ERA in 13 appearances and nine starts...Tied for first on the team in wins...Had 51 strikeouts in 42.3 innings and boasted a .857 winning percentage on the mound...Prep Baseball Report (PBR) ranked him as the #3 left-handed pitcher in the state of Missouri...First-Team All-Metro Catholic Conference selection as a senior...Participated in the 2019 PBR Future Games...Was a member of

the varsity baseball program since his sophomore season.

Personal: Majoring in Agribusiness...Son of Phillip Esker.

// Career-Highs

Innings Pitched.....	31	at Saint Louis (3/29/22)
Fewest Hits.....	0	2x, last vs. Valparaiso (3/12/22)
Most Hits.....	3	vs. Morehead State (4/24/22)
Fewest Runs.....	0	6x, last at Ole Miss (4/19/22)
Most Runs.....	4	vs. Morehead State (4/24/22)
Fewest Walks.....	0	vs. Murray State (4/8/22)
Strikeouts.....	2	vs. Southern Illinois (4/12/22)



Brett **GRABER**

Outfield // Sr. // 6-0 // 190 // R/R
Sacramento, Calif. // Capital Christian School // Cosumnes River College

2022: One of three players who started all 59 games...Logged 57 starts in center field and the other two as designated hitter...Second-Team All-Ohio Valley Conference selection...Ranked third on the team with a .321 batting average,

one of four players who hit over .300 for the year...Finished with 10 home runs, 42 runs scored, 70 hits, three triples and 46 RBI...Collected multiple hits on 22 occasions and added two or more RBI a total of 13 times...Was one of four Redhawks

Alex Esker's Career Statistics at Southeast Missouri

Year	ERA	W-L	APP	GS	CG	SHO	SV	IP	H	R	ER	BB	SO	2B	3B	HR	AB	B/Avg.	WP	HBP	BK	SFA	SHA
2022	2.92	0-0	8	2	0	0	0	12.1	11	6	4	10	7	2	1	0	59	.234	0	1	0	1	0

Alex Esker's Career Statistics in Ohio Valley Conference Games

Year	ERA	W-L	APP	GS	CG	SHO	SV	IP	H	R	ER	BB	SO	2B	3B	HR	AB	B/Avg.	WP	HBP	BK	SFA	SHA
2022	6.75	0-0	2	1	0	0	0	2.2	5	4	2	1	2	1	1	0	15	.357	0	0	0	0	0

Brett Graber's Career Statistics at Southeast Missouri

Year	Avg.	GP-GS	AB	R	H	2B	3B	HR	RBI	TB	SLG%	BB	HBP	SO	GDP	OB%	SE	SH	SB-ATT	PO	A	E	FLD%
2021	.368	17-3	19	6	7	2	0	0	0	9	.474	2	0	8	0	.429	0	1	0-1	10	0	0	1.000
2022	.321	59-59	218	42	70	16	3	10	46	122	.560	36	7	64	5	.431	1	4	13-18	155	1	1	.994
Total	.325	76-62	237	48	77	18	3	10	46	131	.553	38	7	72	5	.431	1	5	13-19	165	1	1	.994

Brett Graber's Career Statistics in Ohio Valley Conference Games

Year	Avg.	GP-GS	AB	R	H	2B	3B	HR	RBI	TB	SLG%	BB	HBP	SO	GDP	OB%	SE	SH	SB-ATT	PO	A	E	FLD%
2021	.625	9-2	8	4	5	2	0	0	0	7	.875	2	0	2	0	.700	0	1	0-1	4	0	0	1.000
2022	.363	24-24	91	18	33	9	1	4	20	56	.615	14	1	22	2	.453	0	1	3-5	66	0	1	.985
Total	.384	33-26	99	22	38	11	1	4	20	63	.636	16	1	24	2	.474	0	2	3-6	70	0	1	.986



who put together double-digit game hitting streaks...Hit safely in 11-straight games from Feb. 26-Mar. 13...Fell a triple shy of hitting for the cycle when he went 3-for-4 with two runs, a pair of doubles, one home run and four RBI vs. UT Martin (5/14)...Hit a three-run home run in both games of a doubleheader vs. Bradley (3/5)...Had three hits vs. Murray State (4/10)...Hit safely in 12 of his first 14 starts...Boasted a .994 fielding percentage with only one error...Was Southeast Missouri's top hitter with a .363 batting average in OVC games...Homered in the Redhawks NCAA Regional game vs. Oregon (6/4)...OVC Commissioner's Honor Roll selection.


2021: Saw action in 17 games and logged three starts, including two in the outfield...Hit .368 with seven hits in 19 at-bats...Added six runs scored, two doubles and two walks...Recorded his first career NCAA Division I hit when he singled vs. Illinois State (3/6)...Had a season-high two hits when he went 2-for-3 with a double and one run scored

at Eastern Illinois (3/27)...Scored a run in five-straight games from Mar. 24-Apr. 9...OVC Medal of Honor recipient and Commissioner's Honor Roll selection.

Cosumnes River College: Played two seasons at Cosumnes River College...Started 20 games, hitting .290 with 18 runs, 27 hits, four doubles, a triple, two home runs and 15 RBI as a sophomore...As a freshman, he hit .313 with 28 runs scored, 12 doubles, three triples, 16 RBI and six stolen bases in 37 games.

Prep: Hit .470 with 109 runs, 119 hits, 34 doubles, 13 triples, six home runs and 83 RBI in 82 games in his prep career at Capital Christian High School...Hit .494 with 38 runs, 44 hits, 16 doubles, six triples, three home runs and 41 RBI as a senior...Helped lead Capital Christian to a Division V Championship.

Personal: Born August 24, 2000...Majoring in General Studies...Son of John and Traci Graber.



Bryce GROSSIUS

Right-Handed Pitcher // Sr. // 6-1 // 210 // R/R
St. Louis, Mo. // St. Mary's H.S.

2022: Went 0-2 in 13 games and seven starts...Notched 31 strikeouts in 32.1 innings...Made his first career start at the top of the Redhawks rotation at then-#22 Dallas Baptist (2/18)...Registered

a season-high six strikeouts in 3.2 innings of a no-decision in that game...Started in seven of his first nine appearances...Struck out four in three-straight road games at Indiana State (3/16), Missouri State

// Career-Highs

At-Bats.....	6	2x, last at Ole Miss (4/19/22)
Runs.....	3	2x, last vs. UT Martin (5/15/22)
Hits.....	3	4x, 1st vs. UT Martin (5/14/22)
Doubles.....	2	2x, last vs. UT Martin (5/14/22)
Triples.....	1	3x, last at Tennessee Tech (4/14/22)
Home Runs.....	1	10x, last vs. Oregon (6/4/22)
RBI.....	4	vs. UT Martin (5/14/22)
Stolen Bases.....	2	vs. SIU Edwardsville (5/27/22)

Bryce Grossius' Career Statistics at Southeast Missouri

Year	ERA	W-L	APP	GS	CG	SHO	SV	IP	H	R	ER	BB	SO	2B	3B	HR	AB	B/Avg.	WP	HBP	BK	SFA	SHA
2019	6.53	1-0	16	1	0	0	1	20.2	23	23	15	19	12	6	0	1	104	.295	5	5	1	1	1
2020	6.48	1-0	7	0	0	0	0	8.1	8	6	6	4	5	1	0	1	36	.258	0	1	1	0	0
2021	6.13	4-3	18	8	0	0	0	54.1	68	39	37	14	57	12	1	6	240	.315	10	2	2	4	4
2022	8.35	0-2	13	7	0	0	0	32.1	44	33	30	18	31	6	0	11	163	.317	4	4	1	2	0
Total	6.85	6-5	54	16	0	0	1	115.2	143	101	88	55	105	25	1	19	543	.308	19	12	5	7	5

Bryce Grossius' Career Statistics in Ohio Valley Conference Games

Year	ERA	W-L	APP	GS	CG	SHO	SV	IP	H	R	ER	BB	SO	2B	3B	HR	AB	B/Avg.	WP	HBP	BK	SFA	SHA
2019	3.86	0-0	6	0	0	0	0	9.1	6	4	4	6	5	1	0	0	37	.222	1	3	0	0	1
2020	13.50	0-0	1	0	0	0	0	1.1	4	2	2	1	1	0	0	1	8	.571	0	0	0	0	0
2021	1.89	1-1	6	2	0	0	0	19.0	17	5	4	2	25	3	0	1	74	.243	3	0	0	1	1
2022	16.20	0-1	1	0	0	0	0	1.2	4	4	3	1	2	1	0	0	10	.500	0	0	0	1	0
Total	3.73	1-2	14	2	0	0	0	31.1	31	15	13	10	33	5	0	2	129	.277	4	3	0	2	2



2023 SOUTHEAST MISSOURI BASEBALL

RETURNEES

(3/20) and Saint Louis (3/29)...
Longest start was four innings vs. Bellarmine (2/26) and at Arkansas State (4/5)...Did not allow a run and struck out three against the Red Wolves...Threw 1.1 scoreless innings in relief in the NCAA Regional vs. Oregon (6/4).

2021: Started eight of his last 10 games of the season...Finished with a record of 4-3 in 18 appearances and eight starts...Ranked second on the team with 57 strikeouts in 54.1 innings... Walked 14, fewest among Southeast Missouri's pitchers with at least eight starts...Made 10 relief appearances before earning a spot in the weekend rotation...Registered a career-high seven strikeouts in 5.2 innings in a win over UT Martin (5/21)...Struck out six and walked none in six scoreless innings of a no-decision vs. Eastern Kentucky (5/7), his first career weekend start.

2020 (Shortened due to COVID-19): Posted a 1-0 record in seven relief appearances...Struck out five in 8.1 innings...Struck out one in one scoreless inning to get his only win vs. Northern Illinois

(2/22)...Did not allow a hit in four games.

2019: Went 1-0 in 16 games and one start as a freshman...Notched 12 strikeouts in 20.2 innings... Combined on one shutout...Made his first career start vs. Memphis (3/19)...Picked up his first career win when he got the final out vs. Southern Illinois (3/6)...Posted a season-high four strikeouts in his longest outing of the season vs. Tennessee Tech (4/19)...Ohio Valley Conference Commissioner's Honor Roll selection.

Prep: Four-year starter at St. Mary's High School...Put together a 6-2 record with 62 strikeouts as a senior...Hit .324 with 12 RBI and boasted a .429 slugging percentage that year...Helped lead his team to a district championship in 2017...First-Team All-Conference honoree as a punter, kicker and special teams player on the football team his senior year.

Personal: Born August 6, 1999... Majoring in Corporate Communication...Son of George and Maria Grossius.



Anthony KLEIN

Right-Handed Pitcher // So. // 6-1 // 225 // R/R
St. Louis, Mo. // Parkway Central H.S.

// Career-Highs

Innings Pitched.....	6.0	vs. Eastern Kentucky (5/7/21)
Fewest Hits.....	0	11x, last vs. Oregon (6/4/22)
Most Hits.....	9	vs. Murray State (5/28/21)
Fewest Runs.....	0	16x, last vs. Oregon (6/4/22)
Most Runs.....	7	vs. Illinois State (3/6/21)
Fewest Walks.....	0	18x, last vs. Oregon (6/4/22)
Strikeouts	7	vs. UT Martin (5/21/21)

2022: Named to the Ohio Valley Conference All-Freshman Team... Compiled a 2-0 record and 4.70 ERA in 21 relief appearances... Recorded 36 strikeouts in 30.2 innings of work...Picked up his first career win when he struck out

five in 3.2 scoreless no-hit innings at Saint Louis (3/29)...Registered five strikeouts in four innings at Southern Illinois (4/26)...Finished with a season-high six strikeouts in two innings vs. Missouri State (5/10)...Pitched 1.1 innings with two

Anthony Klein's Career Statistics at Southeast Missouri

Year	ERA	W-L	APP	GS	CG	SHO	SV	IP	H	R	ER	BB	SO	2B	3B	HR	AB	B/Avg.	WP	HBP	BK	SFA	SHA
2022	4.70	2-0	21	0	0	0	0	30.2	28	17	16	17	36	7	0	3	142	.237	6	6	0	1	0

Anthony Klein's Career Statistics in Ohio Valley Conference Games

Year	ERA	W-L	APP	GS	CG	SHO	SV	IP	H	R	ER	BB	SO	2B	3B	HR	AB	B/Avg.	WP	HBP	BK	SFA	SHA
2022	4.50	0-0	7	0	0	0	0	8.0	9	4	4	6	5	1	0	0	39	.300	1	2	0	1	0



strikeouts to earn first career OVC victory vs. SIU Edwardsville (5/27).

2021: Did not see game action.

Prep: Four-year starter at Parkway Central High School...Earned All-Conference honors in multiple prep seasons...First-Team All-Conference selection as a junior...Hit .296 with seven runs scored, seven doubles and 16 RBI, while posting a 1.83 ERA

with a team-high 57 strikeouts in 34.3 innings in 2019...Hit .256 with 19 runs, six doubles and 17 RBI during the 2018 campaign...Compiled a 4-3 record with 35 strikeouts in 49.7 innings...Finished with 30 strikeouts in 56.3 innings as a freshman.

Personal: Born August 20, 2001...Majoring in Exercise Science...Son of Rich and Michelle Klein...Has two sisters, Maria and Sophia.




REDHAWK BASEBALL

Peyton LEEPER

// Career-Highs

Innings Pitched.....4.0
Fewest Hits.....0
Most Hits.....5
Fewest Runs.....0
Most Runs.....4
Fewest Walks.....0
Strikeouts.....6

at Southern Illinois (4/26/22)
6x, last at Missouri (5/3/22)
vs. Missouri State (5/10/22)
9x, last at Eastern Illinois (5/20/22)
vs. Missouri State (5/10/22)
8x, last vs. UT Martin (5/14/22)
vs. Missouri State (5/10/22)



Utility Player // Jr. // 5-11 // 200 // S/R
Mokane, Mo. // South Callaway H.S.

2022: Started 54 games at third base...Hit .226 with 45 runs, six doubles, six home runs and 29 RBI...Was a perfect 7-of-7 in stolen bases...Had multiple hits in 13 contests and drove in two or more runs six times...Had a nine-game hitting streak early in the season from Mar. 5-19...Hit a grand slam and scored two runs in the series-opener vs. Valparaiso (3/12)...Homered in all three games of the Valparaiso series...Hit a home run in four-straight games from Mar. 8-13...Had a season-high three hits when he went 3-for-4 at Austin Peay (4/3)...Drew three walks and had three RBI at Belmont (5/1)...Scored a season-best three runs in Southeast Missouri's win at Ole Miss (4/19) and vs. Morehead State (4/23)...Ohio Valley Conference

Commissioner's Honor Roll selection...Earned SEMO's first OVC Player of the Week honor of the season on Mar. 14.

2021: Named to the 2021 OVC All-Tournament Team...Started 48 games at third base...Hit .228 with 32 runs scored, 10 doubles, a team-high four triples and 14 RBI...Tied for second in the league in triples and ranked first in sacrifice bunts (9)...Rated 22nd in the nation in sacrifice bunts and 28th in triples...Hit .455 with three runs scored, two doubles, one RBI and two stolen bases at the OVC Tournament...Hit a one-out walk off single to give Southeast Missouri a win over Illinois State (3/5)...Recorded multiple-hits on seven occasions.

Peyton Leeper's Career Statistics at Southeast Missouri

Year	Avg.	GP-GS	AB	R	H	2B	3B	HR	RBI	TB	SLG%	BB	HBP	SO	GDP	OB%	SF	SH	SB-ATT	PO	A	E	FLD%
2020	.074	12-8	27	3	2	0	0	0	0	2	.074	5	1	11	0	.242	0	1	0-1	4	15	2	.905
2021	.228	48-48	158	32	36	10	4	0	14	54	.342	27	9	40	1	.367	2	9	6-9	34	87	10	.924
2022	.226	57-54	195	45	44	6	0	6	29	68	.349	40	7	46	6	.373	2	6	7-7	35	79	13	.898
Total	.216	117-110	380	80	82	16	4	6	43	124	.326	72	17	97	7	.362	4	16	13-17	73	181	25	.910

Peyton Leeper's Career Statistics in Ohio Valley Conference Games

Year	Avg.	GP-GS	AB	R	H	2B	3B	HR	RBI	TB	SLG%	BB	HBP	SO	GDP	OB%	SF	SH	SB-ATT	PO	A	E	FLD%
2020	.500	2-0	2	3	1	0	0	0	0	1	.500	1	0	0	0	.667	0	0	0-0	0	1	0	1.000
2021	.200	26-26	90	14	18	6	1	0	8	26	.289	8	6	23	1	.305	1	7	2-5	19	60	6	.929
2022	.184	23-22	76	9	14	2	0	0	7	16	.211	14	3	16	3	.326	2	3	2-2	10	30	4	.909
Total	.196	51-48	168	26	33	8	1	0	15	43	.256	23	9	39	4	.320	3	10	4-7	29	91	10	.923



2023 SOUTHEAST MISSOURI BASEBALL

RETURNEES

2020 (Shortened due to

COVID-19): Played in 12 games and logged eight starts at third base... Scored three runs, had two hits and walked five times... First career hit came on a single vs. Ohio (2/28)... Had a single, one walk and scored all three of his runs at UT Martin (3/7)... Drew a pair of walks at UL Monroe (2/14).

Prep: Four-year starter at South Callaway High School... Earned First-Team All-State honors all four of his prep seasons... Two-time Conference and District Most Valuable Player... Hit .442 and went undefeated with a 10-0 record and 0.61 ERA on the mound as a senior... Recorded

a 1.15 ERA with 78 strikeouts and hit .410 as a junior... Helped lead South Callaway to a Class 3 State Championship in 2017... Also played football, where he was a two-time All-State defensive back... Earned All-District honors as a defensive back in 2016 and quarterback in 2018.

Personal: Born January 5, 2001... Majoring in Corporate Communication... Son of Richard and Debbie Leeper... His sister, Karli, played softball at Columbia College... His older brother, Hunter, played baseball at SEMO from 2015-16.



Jevon MASON

Outfield // Sr. // 5-11 // 202 // R/R
West Des Moines, Iowa // West Des Moines Valley H.S. // Iowa Western CC


2022: Earned Ohio Valley Conference All-Tournament Team honors... Ranked fourth on the team with a .317 batting average in 59 starts, including 57 in left field... Tied for second on the team with 73 hits... Ranked tied for third on the team in doubles (14) and third in home runs (14)... Was one of five players with 10 or more home runs... Posted a team-high 16 stolen bases... Led the Redhawks with a .438 on-base percentage... Boasted a .976 fielding percentage... Was first in the OVC and 23rd in the nation with 72 runs scored... Added 44 RBI... Rated 25th nationally with 1.2 runs per game... Also ranked among conference leaders in triples (3, 7th), total bases (135, 8th), walks (44, 2nd), total plate appearances (290, 1st), hit by pitch (10, 8th), stolen bases (7th) and at-bats (230, 7th)... Led the team with 24 multi-hit games... Posted two or more RBI in 19 of his starts... Finished the season on a six-game hitting streak... Hit safely in 11-straight games from Feb. 26-Mar. 13... Reached base a team-best 26-consecutive games... Homered in three-consecutive starts from Mar. 5-8... Went 3-for-3 with a home run, three runs scored and two RBI vs. Saint Louis (3/1)... Was a perfect 4-for-4 with three

runs, a homer, double, three runs and two RBI vs. Missouri State (5/10)... Scored a season-high four times vs. UT Martin (5/15) and at Arkansas State (3/8)... Scored multiple runs 22 times.

2021: Named to the OVC All-Tournament Team... Ranked second on the team in batting average (.350) as one of two starters hitting over .300... Led the Redhawks in doubles (14) and on-base percentage (.447)... Ranked second on the team in walks (25) and registered 22 RBI... Hit a pair of home runs, including a three-run homer with two outs to tie the game in the eighth inning vs. Murray State (May 28)... Finished second on the team with a .475 slugging percentage... Stole four bases in eight attempts... Played in 43 games and made 40 starts, including 28 in left field... Had a season-high three hits on seven occasions... Ranked second on the team with 18 multiple-hit games... Delivered a walk off single to give the Redhawks a 6-5 win over Austin Peay (3/20)... Hit safely in eight of his final 10 starts of the season... Put together an 11-game hitting streak from Mar. 20-Apr. 9... Was one of three

// Career-Highs

At-Bats	6	vs. Valparaiso (3/13/22)
Runs	3	4x, last vs. Morehead State (4/23/22)
Hits	3	at Austin Peay (4/3/22)
Doubles	1	14x, last at Murray State (4/9/22)
Triples	1	4x, last vs. Eastern Kentucky (5/8/21)
Home Runs	1	6x, last vs. Arkansas State (4/5/22)
RBI	4	vs. Valparaiso (3/13/22)
Stolen Bases	2	at Arkansas State (3/8/22)





Redhawks who held a double-digit game hitting streak.

Iowa Western CC: Played two seasons at Iowa Western Community College...Hit .353 with 24 runs scored, 24 hits, six doubles, one home run and 16 RBI in 24 games during the 2020 campaign...Walked seven times and had a .423 on-base percentage...Played in 28 games and hit .286 with 17 runs, a double, two triples, two home runs and eight RBI in 2019.

Prep: All-Iowa selection in both baseball and football at West Des Moines Valley High School...Was the No. 11 ranked player in Iowa's 2018 class by Prep Baseball Report.

Personal: Born August 20, 2000... Majoring in Corporate Communication...Son of Larry and Stacy Mason...Has two brothers, Tyus and Darius.



Kyle MILLER

Right-Handed Pitcher // Jr. // 6-2 // 210 // R/R
Eureka, Mo. // Eureka H.S.

// Career-Highs

At-Bats	6	at UT Martin (4/13/21)
Runs	4	2x, last vs. UT Martin (5/14/22)
Hits	4	vs. Missouri State (5/10/22)
Doubles	2	2x, last vs. Murray State (5/30/21)
Triples	2	at Dallas Baptist (2/18/22)
Home Runs	1	16x, last vs. Belmont (5/28/22)
RBI	3	4x, last vs. Tennessee Tech (5/27/22)
Stolen Bases	2	3x, last vs. Valparaiso (3/13/22)



2022: Second-Team All-Ohio Valley Conference and OVC All-Tournament Team selection... Southeast Missouri's closer who went 8-4 with a 3.35 ERA and six saves in 24 relief appearances...Led the Redhawks in wins...Struck out 47 and walked 14 in 45.2 innings... Tossed six scoreless innings with four strikeouts and allowed just three hits in his first win of the season at #22 Dallas Baptist (2/18)... Won the league's first OVC Pitcher of the Week honor (2/20)...Started the year at 3-0 on the mound after also beating Bellarmine (2/26) and Valparaiso (3/16)...Had a season-high five strikeouts on three occasions vs. Valparaiso (3/13)... and Morehead State (4/22, 4/23)... Did not allow a run in his first four appearances of the season which spanned 10.2 innings...Longest outing of the season was six innings at Dallas Baptist (2/18)...Was

credited with a save in four-straight outings from Mar. 16-27.

2021: Claimed OVC All-Tournament honor and was named to the OVC All-Freshman Team...Compiled a 4-2 record with a 3.86 ERA in 20 appearances and five starts... Ranked second on the team with five saves...Rated third on the team with 52 strikeouts in 51.1 innings... Also walked 15 and combined on a shutout...Pitched a complete game victory and allowed only two hits with 10 strikeouts to beat Murray State (5/30) in the OVC Tournament winner-take-all final...He no-hit the Racers for eight innings in that contest...Recorded seven strikeouts in 6.1 innings during a win at SIU Edwardsville (3/13)...Allowed just one run and struck out three in six innings to beat Illinois State (3/7) in his first career start...

Jevon Mason's Career Statistics at Southeast Missouri

Year	Avg.	GP-GS	AB	R	H	2B	3B	HR	RBI	TB	SLG%	BB	HBP	SO	GDP	OB%	SF	SH	SB-ATT	PO	A	E	FLD%
2021	.350	43-40	160	35	56	14	0	2	22	76	.475	25	4	37	2	.447	1	1	4-8	57	0	6	.905
2022	.317	59-59	230	72	73	14	3	14	44	135	.587	44	10	48	2	.438	6	0	16-19	118	3	3	.976
Total	.331	102-99	390	107	129	28	3	16	66	211	.541	69	14	85	4	.442	7	1	20-27	175	3	9	.952

Jevon Mason's Career Statistics in Ohio Valley Conference Games

Year	Avg.	GP-GS	AB	R	H	2B	3B	HR	RBI	TB	SLG%	BB	HBP	SO	GDP	OB%	SF	SH	SB-ATT	PO	A	E	FLD%
2021	.379	25-23	95	19	36	7	0	0	10	43	.453	13	2	22	2	.459	1	1	2-3	35	0	4	.897
2022	.237	24-24	93	27	22	3	1	4	11	39	.419	11	7	17	1	.351	3	0	2-3	40	0	0	1.000
Total	.309	49-47	188	46	58	10	1	4	21	82	.436	24	9	39	3	.404	4	1	4-6	75	0	4	.949



2023 SOUTHEAST MISSOURI BASEBALL

RETURNEES

OVC Commissioner's Honor Roll selection.

Prep: Attended Eureka High School...Did not play in 2020 due to COVID-19...Hit .320 with 12 runs scored, a team-high seven doubles, one triple, a home run and eight

RBI in 2019...Posted a .433 on-base percentage and .560 slugging percentage...Hit .308 with five runs, a home run and eight RBI in 2018.

Personal: Born December 8, 2001...Majoring in Finance...Son of Shawn and Holly Miller...Has one brother, Jack.

// Career-Highs

Innings Pitched.....	9.0	vs. Murray State (5/30/21)
Fewest Hits.....	0	6x, last vs. Arkansas State (4/5/22)
Most Hits.....	9	vs. Austin Peay (3/20/21)
Fewest Runs.....	0	18x, last vs. Tennessee Tech (5/26/22)
Most Runs.....	5	vs. Austin Peay (3/20/21)
Fewest Walks.....	0	25x, last vs. Oregon (6/4/22)
Strikeouts.....	10	vs. Murray State (5/30/21)



Tanner MUELLER

Right-Handed Pitcher // So. // 6-5 // 205 // R/R
Wentzville, Mo. // Lutheran St. Charles H.S.

2022: Did not see action...Ohio Valley Conference Commissioner's Honor Roll selection.

Prep: Attended Lutheran High School, where he was rated #33 overall and the #10 right-handed pitcher in Missouri by Prep Baseball Report (PBR)...Participated in the 2019 PBR Future Games and Midwest ProCase...Appeared in six

games and made five starts, and struck out 34 in 27 innings as a senior...Had a 4-1 record with a 2.12 ERA during his sophomore year... Limited opposing hitters to a .153 batting average and allowed just 17 hits in a little over 29 innings of work.

Personal: Majoring in Criminal Justice.



SEMO
BASEBALL

Kyle Miller's Career Statistics at Southeast Missouri

Year	ERA	W-L	APP	GS	CG	SHO	SV	IP	H	R	ER	BB	SO	2B	3B	HR	AB	B/Avg.	WP	HBP	BK	SFA	SHA
2021	3.86	4-2	20	5	1	0	5	51.1	54	25	22	15	52	17	3	3	225	.271	5	3	0	6	2
2022	3.35	8-4	24	0	0	0	6	45.2	41	20	17	14	47	7	3	7	191	.237	0	0	0	0	4
Total	3.62	12-6	44	5	1	0	11	97.0	95	45	39	29	99	24	6	10	416	.255	5	3	0	6	6

Kyle Miller's Career Statistics in Ohio Valley Conference Games

Year	ERA	W-L	APP	GS	CG	SHO	SV	IP	H	R	ER	BB	SO	2B	3B	HR	AB	B/Avg.	WP	HBP	BK	SFA	SHA
2021	4.05	2-1	11	3	0	0	4	26.2	28	15	12	9	28	12	1	1	119	.269	3	2	0	3	1
2022	4.63	5-2	12	0	0	0	3	23.1	20	12	12	7	25	3	1	6	95	.238	0	0	0	0	4
Total	4.32	7-3	23	3	0	0	7	50.0	48	27	24	16	53	15	2	7	214	.255	3	2	0	3	5



REDHAWK BASEBALL

Noah NIZNIK

Left-Handed Pitcher // Sr. // 5-11 // 196 // L/L
St. Louis, Mo. // St. John Vianney H.S.

2022: Started 10 of his 17 appearances...Finished with a 1-0 record...Struck out 43 in 50 innings of work...His 10 starts ranked third on the team...Was in the starting weekend rotation for his first 10 games of the season...Threw six one-hit innings with two strikeouts in a win over Bellarmine (2/27), his lone win of the year...Matched his longest start of six innings and posted a season-best seven strikeouts at Austin Peay (4/2)...Added six strikeouts in four innings at Tennessee Tech (4/15).

2021: Started 11 of his 14 appearances...Posted a 2-6 record...Recorded 34 strikeouts in 55.2 innings...Tossed one complete game...Pitched seven innings twice vs. Illinois State (3/6) and Austin

Peay (3/2)...Opened the season with a 5.1-inning start at South Alabama (2/20)...Allowed two runs on three hits with three strikeouts in a no-decision against the Jaguars...Earned first win of the season vs. Illinois State (3/6), limiting the Redbirds to one earned run on eight hits to go along with four strikeouts in his complete game victory...Notched a season-high six strikeouts on two occasions at Arkansas (2/26) and at Murray State (4/9)...Grabbed second win of the season at Murray State (4/9), allowing four runs on five hits in five frames...Ohio Valley Conference Commissioner's Honor Roll selection.

2020 (Shortened due to

COVID-19): Game three starter in two of Southeast Missouri's four series...Started four games and went 3-0 with a 3.52 ERA...Struck out 15 in 23 innings and threw one complete game shutout...Ranked second on the team in strikeouts, ERA and innings pitched to go along with his team-high three victories...Posted a combined 11 strikeouts and allowed only one run in his final two starts of the season...Struck out five and gave up three hits in a complete game seven-inning shutout vs. Ohio (2/29)...Notched a season-high six strikeouts and allowed just one run in six innings at UT Martin (2/29)...Tied for ninth in the OVC in innings and was tied for third in wins.

2019: Led the team with a 3.63 ERA among starting pitchers during his rookie season...Posted a 3-4 record in 13 starts...Was the No. 2 starter in the weekend rotation for much of the year...Pitched one complete game and struck out 49 in 62 innings...Also walked 17, fewest among SEMO starting pitchers...Tied for second on the team in innings pitched and tied for third in strikeouts...Picked up his first career win when he struck out four in five innings vs. Western Illinois (2/23)...Finished with a season-high seven strikeouts in back-to-back starts vs. Purdue Fort Wayne (3/2) and UT Martin (3/10)...Struck out

six and allowed just one run in a complete game seven-inning victory at Belmont (5/5), the first complete game of his college career...Notched six strikeouts in 5.1 innings at Eastern Illinois (4/1)...Tossed six scoreless innings vs. Purdue Fort Wayne (3/2) and UT Martin (3/10)...Ranked among OVC leaders in ERA (4th), opposing batting average (8th, .248), hits allowed (4th, 59), fewest runs allowed (1st, 28), earned runs allowed (2nd, 25) and walks allowed (4th).

Prep: Went undefeated at 7-0 with a 2.32 ERA in 12 games and 10 starts as a senior at St. John Vianney High School...Recorded 58 strikeouts and walked 15 in 51.3 innings that year...Averaged just under eight strikeouts (7.9) per game...Started 11 games and finished at 8-1 with a 0.92 ERA as a junior...Tossed three complete games and ranked second on the team with 67 strikeouts in 60.7 innings...Allowed only nine walks that year, as well...Helped St. John Vianney win a state title in 2018...Earned Second-Team All-Conference honors as both a junior and senior.

Personal: Born May 31, 2000...Majoring in Mass Communication...Son of Tracy Niznik...Has a sister, Sabrina.

Noah Niznik's Career Statistics at Southeast Missouri

Year	ERA	W-L	APP	GS	CG	SHO	SV	IP	H	R	ER	BB	SO	2B	3B	HR	AB	B/Avg.	WP	HBP	BK	SFA	SHA
2019	3.63	3-4	13	13	1	0	0	62.0	59	28	25	17	49	7	2	7	262	.248	4	2	0	0	5
2020	3.52	3-0	4	4	1	1	0	23.0	21	10	9	6	15	2	0	4	93	.241	1	0	0	0	0
2021	8.25	2-6	14	11	1	0	0	55.2	78	56	51	29	34	17	2	9	272	.339	6	5	0	3	5
2022	7.74	1-0	17	10	0	0	0	50.0	68	47	43	24	43	14	0	10	241	.318	2	1	0	1	1
Total	6.04	9-10	48	38	3	1	0	190.2	226	141	128	76	141	40	4	30	868	.294	13	8	0	4	11

Noah Niznik's Career Statistics in Ohio Valley Conference Games

Year	ERA	W-L	APP	GS	CG	SHO	SV	IP	H	R	ER	BB	SO	2B	3B	HR	AB	B/Avg.	WP	HBP	BK	SFA	SHA
2019	4.35	1-3	9	9	1	0	0	41.1	44	22	20	12	30	7	1	6	181	.268	3	2	0	0	3
2020	1.50	1-0	1	1	0	0	0	6.0	5	1	1	0	6	1	0	1	23	.217	0	0	0	0	0
2021	9.96	1-5	9	8	0	0	0	34.1	54	41	38	22	19	13	1	4	175	.380	2	3	0	3	5
2022	7.56	0-0	8	5	0	0	0	25.0	30	23	21	13	22	5	0	4	117	.291	1	0	0	1	0
Total	6.75	3-8	27	23	1	0	0	106.2	133	87	80	47	77	26	2	15	496	.308	6	5	0	4	8




2023 SOUTHEAST MISSOURI BASEBALL

RETURNEES

// Career-Highs

Innings Pitched.....	7.0	4x, last vs. Austin Peay (3/20/21)
Fewest Hits.....	0	3x, last at Eastern Illinois (5/21/22)
Most Hits.....	8	5x, last vs. Morehead State (4/23/22)
Fewest Runs.....	0	7x, last at Eastern Illinois (5/21/22)
Most Runs.....	8	vs. Morehead State (4/23/22)
Fewest Walks.....	0	11x, last vs. Oregon (6/4/22)
Strikeouts.....	7	3x, last at Austin Peay (4/2/22)



Ethan OSBORNE

Left-Handed Pitcher // So. // 6-1 // 180 // L/L
Ashland, Mo. // Southern Boone H.S.

2022: Named to the Ohio Valley Conference All-Freshman Team... Compiled a 2-1 record in 15 appearances and five starts... Made two starts in the Redhawks weekend rotation, one at the OVC Tournament and two during the midweek... Had 29 strikeouts and walked 10 in 31.2 innings pitched... Tossed 1.1 scoreless innings out of the bullpen to pick up his first career win vs. Arkansas State (4/5)... Recorded a season-high five strikeouts in three innings of a no-decision at Belmont (5/1), his first career weekend start... Struck out four and allowed two runs on three hits in six innings to beat UT Martin (5/15)... Logged his first career start at Indiana State (3/15), where he had four strikeouts in two innings... Struck out nine in 10.1 innings over three appearances

and two starts against OVC foes... OVC Commissioner's Honor Roll selection.

Prep: Went to Southern Boone High School... Ranked as the #7 left-handed pitcher in the state by Prep Baseball Report (PBR)... All-District and All-Conference performer in multiple seasons... Was named Class 4 All-State as a sophomore... Went 11-3 with 94 strikeouts and a 1.22 ERA in 103 innings between his sophomore and junior campaigns... Was a member of the 2019 Missouri Junior Sunbelt Team, where he tossed a complete game shutout for a tournament win.

Personal: Majoring in Computer Science... Son of David and Leigh Osborne.



SEMO
BASEBALL

Ethan Osborne's Career Statistics at Southeast Missouri

Year	ERA	W-L	APP	GS	CG	SHO	SV	IP	H	R	ER	BB	SO	2B	3B	HR	AB	B/Avg.	WP	HBP	BK	SFA	SHA
2022	8.24	2-1	15	5	0	0	0	31.2	49	30	29	10	29	6	1	8	154	.358	1	4	1	2	0

Ethan Osborne's Career Statistics in Ohio Valley Conference Games

Year	ERA	W-L	APP	GS	CG	SHO	SV	IP	H	R	ER	BB	SO	2B	3B	HR	AB	B/Avg.	WP	HBP	BK	SFA	SHA
2022	4.35	1-0	3	2	0	0	0	10.1	12	5	5	1	9	2	0	2	41	.300	0	0	0	0	0

2023 SOUTHEAST MISSOURI BASEBALL

RETURNEES



// Career-Highs

Innings Pitched.....	6.0	vs. UT Martin (5/15/22)
Fewest Hits.....	0	2x, last vs. Southern Illinois (4/12/22)
Most Hits.....	8	at Belmont (5/1/22)
Fewest Runs.....	0	6x, last at Tennessee Tech (4/16/22)
Most Runs.....	7	at Oklahoma State (5/8/22)
Fewest Walks.....	0	8x, last vs. Oregon (6/4/22)
Strikeouts.....	5	at Belmont (5/1/22)



REDHAWK BASEBALL

Ben PALMER

Infield // Jr. // 6-3 // 180 // R/R
Fridley, Minn. // Totino-Grace H.S. // Iowa Western CC

2022: Logged 48 starts at second base and five at third in his first season with the Redhawks...Hit .212 with 39 runs scored, 38 hits, five

doubles, a triple, five home runs and 28 RBI...Stole 7-of-8 bases walked 16 times and was hit by a pitch on six occasions...Started 23 of 24

Ohio Valley Conference games...


Had seven two-hit games...Had a hit and a walk in his first career NCAA Division I start at #22 Dallas Baptist (2/18)...Hit his first career home run at Missouri State (3/19)...Hit a three-run home run vs. SIU Edwardsville (3/27)...Ended the year on a five-game hitting streak...Went 2-for-2 with a season-high three runs scored and four RBI, and a triple vs. Valparaiso (3/13)...Hit safely and

scored in all three games of the Belmont series (4/29-5/1)...Homered in the first two games of that series, as well...Went 2-for-2 vs. Louisville (6/3) at the NCAA Regional.

Iowa Western: 2021 National Junior College Athletic Association (NJCAA) Division I Baseball ABCA/Rawling Gold Glove winner...Played two seasons with the Reivers...Hit .348 with 30 runs scored, 13

// Career-Highs

At-Bats	5	5x, last vs. UT Martin (5/15/22)
Runs	3	vs. Valparaiso (3/13/22)
Hits	2	7x, last at Louisville (6/3/22)
Doubles	1	5x, last at Eastern Illinois (5/20/22)
Triples	1	vs. Valparaiso (3/13/22)
Home Runs	1	5x, last at Belmont (4/30/22)
RBI.....	4	vs. Valparaiso (3/13/22)
Stolen Bases.....	1	7x, last at Louisville (6/3/22)



Ben Palmer's Career Statistics at Southeast Missouri

Year	Avg.	GP-GS	AB	R	H	2B	3B	HR	RBI	TB	SLG%	BB	HBP	SO	GDP	OB%	SF	SH	SB-ATT	PO	A	E	FLD%
2022	.212	57-53	179	39	38	5	1	5	28	60	.335	16	6	49	1	.297	1	5	7-8	81	124	10	.953

Ben Palmer's Career Statistics in Ohio Valley Conference Games

Year	Avg.	GP-GS	AB	R	H	2B	3B	HR	RBI	TB	SLG%	BB	HBP	SO	GDP	OB%	SF	SH	SB-ATT	PO	A	E	FLD%
2022	.200	24-23	80	14	16	3	0	4	12	31	.388	2	1	21	0	.229	0	2	0-0	32	54	4	.956



2023 SOUTHEAST MISSOURI BASEBALL RETURNEES



REDHAWK BASEBALL

Spencer PARKER

Outfield // Sr. // 6-1 // 210 // L/R
Lee's Summit, Mo. // Lee's Summit H.S. // Iowa Western CC

2022: Made 18 of his 23 starts in right field and saw action in 36 games in his first season at Southeast Missouri...Hit .241 with 21 hits, 16 runs, six doubles, two home runs and 11 RBI...Walked 11 times...Had two hits on five occasions...Had two multiple-RBI performances...Made his first career NCAA Division I start at Indiana State (3/16)...Homered in back-to-back games vs. Murray State (4/10) and Southern Illinois (4/12)...Also had a season-high four RBI against the Racers...Went 2-for-3 with a season-best three runs scored vs. UT Martin (5/15)...Hit safely and scored in four-straight starts from Apr. 19-23.

Iowa Western: Spent three seasons at Iowa Western...Hit .367 with 24 runs scored, five doubles, two triples and 19 RBI in 43 games during his junior college career...Hit .462 in seven games during the 2021 season...Played a career-high 26 games and hit .344 during the 2019 campaign...Was teammates with fellow SEMO signee Ben Palmer.

Prep: Attended Lee's Summit High School.

Personal: Majoring in Marketing Management...Son of Spencer and Mendy Parker.

// Career-Highs

At-Bats	4	10x, last vs. SIU Edwardsville (5/27/22)
Runs	3	vs. UT Martin (5/15/22)
Hits	2	5x, last vs. UT Martin (5/15/22)
Doubles	1	6x, last at Eastern Illinois (5/20/22)
Triples	-	-
Home Runs	1	2x, last vs. Southern Illinois (4/12/22)
RBI	4	vs. Murray State (4/10/22)
Stolen Bases	-	-



REDHAWK BASEBALL

Hunter RALLS

Right-Handed Pitcher // Sr. // 6-3 // 190 // R/R
Anna, Ill. // Jonesboro H.S.

2022: Appeared in 18 games and made one start...Put together a 3-2 record with a 3.76 ERA...Recorded 34 strikeouts and yielded 13 walks in 40.2 innings...Held opponents to a .280 batting average...Picked up his first win after striking out five in five innings of relief vs. Bradley (3/4)...Followed that up with five strikeouts in four scoreless innings in his next appearance vs. Valparaiso (3/12), also a win...Struck out one in three innings during his only start at Indiana State (3/14)...Threw 2.1 shutout innings out of the bullpen to secure his third win of the season vs. SIU Edwardsville (3/26)...Matched a season-high five strikeouts at Eastern Illinois (5/21)...Struck out at least one in all but four of his appearances.

2021: Pitched in 19 games and started five...Fashioned a 3-2 mark with a 5.82 ERA and one save...Tied for third on the team in wins...Ranked fourth in starts and third in

appearances...Had 34 strikeouts in 38.2 innings...Threw five scoreless innings in a no-decision vs. UT Martin (5/21), his longest start of the season...Had a season-best five strikeouts in three shutout innings en route to nailing down his only save vs. Illinois State (3/7)...Picked up his first win of the season when he tossed 1.2 scoreless innings with three strikeouts at SIU Edwardsville (3/13)...Started on his birthday at the Ohio Valley Conference Tournament vs. Murray State (5/29)...Made his Southeast Missouri debut at South Alabama (2/20).

John A. Logan College: Pitched two seasons at John A. Logan College...Put together a 6-1 record with 46 strikeouts in 42.1 innings over 20 appearances and three starts in his junior college career...Averaged 9.8 strikeouts per nine innings...Also picked up one save.

Spencer Parker's Career Statistics at Southeast Missouri

Year	Avg.	GP-GS	AB	R	H	2B	3B	HR	RBI	TB	SLG%	BB	HBP	SO	GDP	OB%	SF	SH	SB-ATT	PO	A	E	FLD%
2022	.241	36-23	87	16	21	6	0	2	11	33	.379	11	3	29	1	.347	0	0	0-2	25	0	2	.926

Spencer Parker's Career Statistics in Ohio Valley Conference Games

Year	Avg.	GP-GS	AB	R	H	2B	3B	HR	RBI	TB	SLG%	BB	HBP	SO	GDP	OB%	SF	SH	SB-ATT	PO	A	E	FLD%
2022	.227	16-12	44	9	10	5	0	1	5	18	.409	5	2	15	0	.333	0	0	0-0	16	0	2	.889



Prep: First-Team All-Conference selection at nearby Anna-Jonesboro High School.

Personal: Born April 29, 2000... Majoring in Criminal Justice...Son of Steve and Paige Ralls...Has one sibling, Hayden.

at Tennessee Tech (4/14) and at Missouri (5/3)...Longest outing was one inning in three of his appearances.

Prep: Earned First-Team All-Conference honors in multiple seasons...Hit .365 with 19 runs scored, 19 hits, three home runs and 22 RBI as a senior at Valley Park High School...Had a .515 on-base percentage and .615 slugging percentage...Went 4-1 with 68 strikeouts in 30 innings over eight starts on the mound...Finished with a .304 batting average, 22 runs scored, seven doubles, a triple and 26 RBI as a junior...Posted an undefeated 7-0 record with a 0.48 ERA and 98 strikeouts in 44 innings that year.

Personal: Born September 12, 2000...Majoring in Corporate Communication...Son of Scott and Christine Rausch...Both of his parents graduated from Missouri State.

// Career-Highs


Innings Pitched.....	5.0	2x, last vs. Bradley (3/4/22)
Fewest Hits.....	0	3x, last vs. SIU Edwardsville (3/26/21)
Most Hits.....	6	2x, last vs. Bradley (3/4/22)
Fewest Runs.....	0	13x, last vs. SIU Edwardsville (5/27/22)
Most Runs.....	6	at Arkansas (2/28/21)
Fewest Walks.....	0	12x, last at Missouri (5/3/22)
Strikeouts.....	5	3x, last at Eastern Illinois (5/21/22)

2021: Made 12 relief appearances... Combined on one shutout and finished with a 3.38 ERA...Struck out 26 in 16 innings of work...Allowed 11 hits and seven walks...Longest outing was two innings on three occasions...Had four strikeouts at Belmont (4/30) and vs. Murray State (5/29)...Did not allow a run in nine of his appearances...Tossed two innings with a season-high five strikeouts in his Southeast Missouri debut vs. Illinois State (3/6)...Did not give up a walk in eight of his outings.

2020 (Shortened due to COVID-19): Did not see action.

// Career-Highs

Innings Pitched.....	2.0	3x, last at Belmont (4/30/21)
Fewest Hits.....	0	4x, last at Missouri (5/3/22)
Most Hits.....	2	at Eastern Illinois (3/27/21)
Fewest Runs.....	0	12x, last at UT Martin (5/13/22)
Most Runs.....	2	3x, last at Missouri (5/3/22)
Fewest Walks.....	0	12x, last at UT Martin (5/13/22)
Strikeouts.....	5	vs. Illinois State (3/6/21)



Fischer RAUSCH

Right-Handed Pitcher // Jr. // 6-5 // 237 // R/R
St. Louis, Mo. // Valley Park H.S.

2022: Pitched seven games in relief...Recorded three strikeouts in five innings...Threw one scoreless inning at Indiana State (3/15) and at Tennessee Tech (4/14)...Had one strikeout at Dallas Baptist (2/20),

Hunter Ralls' Career Statistics at Southeast Missouri

Year	ERA	W-L	APP	GS	CG	SHO	SV	IP	H	R	ER	BB	SO	2B	3B	HR	AB	B/Avg.	WP	HBP	BK	SFA	SHA
2021	5.82	3-2	19	5	0	0	1	38.2	45	28	25	20	34	9	0	3	187	.280	5	5	0	0	1
2022	3.76	3-2	18	1	0	0	0	40.2	47	24	17	13	34	8	2	5	186	.280	4	4	0	0	1
Total	4.76	6-4	37	6	0	0	1	79.1	92	52	42	33	68	17	2	8	373	.280	9	9	0	0	2

Hunter Ralls' Career Statistics in Ohio Valley Conference Games

Year	ERA	W-L	APP	GS	CG	SHO	SV	IP	H	R	ER	BB	SO	2B	3B	HR	AB	B/Avg.	WP	HBP	BK	SFA	SHA
2021	4.86	2-0	7	1	0	0	0	16.2	20	9	9	9	13	3	0	1	79	.294	4	1	0	0	1
2022	2.70	1-1	5	0	0	0	0	10.0	9	4	3	3	10	1	1	1	45	.225	1	1	0	0	1
Total	4.05	3-1	12	1	0	0	0	26.2	29	13	12	12	23	4	1	2	124	.269	5	2	0	0	2

Fischer Rausch's Career Statistics at Southeast Missouri

Year	ERA	W-L	APP	GS	CG	SHO	SV	IP	H	R	ER	BB	SO	2B	3B	HR	AB	B/Avg.	WP	HBP	BK	SFA	SHA
2021	3.38	0-0	13	0	0	0	0	16.0	11	6	6	7	26	4	1	1	71	.180	7	3	1	0	0
2022	7.20	0-0	7	0	0	0	0	5.0	4	4	4	7	3	2	0	0	26	.235	1	0	0	1	1
Total	4.29	0-0	20	0	0	0	0	21.0	15	10	10	14	29	6	1	1	97	.192	8	3	1	1	1

Fischer Rausch's Career Statistics in Ohio Valley Conference Games

Year	ERA	W-L	APP	GS	CG	SHO	SV	IP	H	R	ER	BB	SO	2B	3B	HR	AB	B/Avg.	WP	HBP	BK	SFA	SHA
2021	3.68	0-0	6	0	0	0	0	7.1	6	3	3	2	10	2	1	0	31	.214	1	1	1	0	0
2022	0.00	0-0	2	0	0	0	0	1.2	2	0	0	0	1	0	0	0	7	.286	0	0	0	0	0
Total	3.00	0-0	8	0	0	0	0	9.0	8	3	3	2	11	2	1	0	38	.229	1	1	1	0	0



2023 SOUTHEAST MISSOURI BASEBALL

RETURNEES



Danny SPERLING

Infield // Sr. // 6-1 // 188 // L/R

Wauconda, Ill. // Wauconda H.S. // McHenry County College

2022: Saw action in 35 games and started 24, hitting .218 along the way...Scored 15 runs, had four doubles and 14 RBI...Collected 19 hits, walked 16 times and was hit by a pitch on five occasions...Also had one stolen base...Played in eight Ohio Valley Conference games...Made 11 of his starts at second base...Registered two hits in three games...Went 2-for-4 with a run scored and season-high four RBI vs. Bellarmine (2/27)...Scored a season-best two runs vs. SIU Edwardsville (5/27)...Had two RBI at Ole Miss (4/19), at Oklahoma State (5/7) and vs. UT Martin (5/15).

2021: Played in 23 games, making 16 starts between the infield second base and designated hitter...Hit .246 with eight runs scored, two doubles, one home run, eight walks and nine RBI...Concluded the season with 11-straight starts...Had

a season-high two hits five times... Hit is first career home run to help Southeast Missouri capture the OVC Tournament title vs. Murray State (5/30)...Finished with a total of four hits and four RBI in two games vs. Murray State at the OVC Tournament...Also contributed two hits at Belmont (5/1), at Lipscomb (5/15) and vs. UT Martin (5/20)... OVC Commissioner's Honor Roll selection.

McHenry County College: Played two seasons at McHenry County College...Hit .350 with a double, four walks and one RBI in 2020...Played 32 games and hit .375 with 28 runs scored, seven doubles, a triple, one home run and 18 RBI in 2019...Also walked 19 times and had a .504 on-base percentage that year.

Prep: Hit .312 with 23 runs, 25 hits, eight doubles, two triples and 15 RBI as a senior at Wauconda High School...Boasted a .451 on-base percentage and .462 slugging percentage.

Personal: Born August 22, 2000... Majoring in Business Administration...Son of Phil and Marybeth Sperling...Has one brother, Marc.

// Career-Highs

At-Bats	4	15x, last vs. Tennessee Tech (5/27/22)
Runs	2	2x, last vs. SIU Edwardsville (5/27/22)
Hits	2	8x, last vs. UT Martin (5/15/22)
Doubles	2	vs. UT Martin (5/15/22)
Triples	-	-
Home Runs	1	vs. Murray State (5/30/21)
RBI	4	vs. Bellarmine (2/27/22)
Stolen Bases	1	2x, last at Arkansas State (3/8/22)



SEMO

BASEBALL

Danny Sperling's Career Statistics at Southeast Missouri

Year	Avg.	GP-GS	AB	R	H	2B	3B	HR	RBI	TB	SLG%	BB	HBP	SO	GDP	OB%	SF	SH	SB-ATT	PO	A	E	FLD%
2021	.246	25-18	65	8	16	2	0	1	9	21	.323	8	2	9	2	.347	0	2	1-1	14	9	0	1.000
2022	.218	35-24	87	15	19	4	0	0	14	23	.264	16	5	20	3	.370	0	2	1-1	38	26	3	.955
Total	.230	60-42	152	23	35	6	0	1	23	44	.289	24	7	29	5	.361	0	4	2-2	52	35	3	.967

Danny Sperling's Career Statistics in Ohio Valley Conference Games

Year	Avg.	GP-GS	AB	R	H	2B	3B	HR	RBI	TB	SLG%	BB	HBP	SO	GDP	OB%	SF	SH	SB-ATT	PO	A	E	FLD%
2021	.207	12-9	29	2	6	1	0	0	2	7	.241	4	1	4	1	.324	0	0	0-0	7	1	0	1.000
2022	.188	8-3	16	1	3	2	0	0	2	5	.313	1	2	3	1	.316	0	1	0-0	9	7	1	.941
Total	.200	20-12	45	3	9	3	0	0	4	12	.267	5	3	7	2	.321	0	1	0-0	16	8	1	.960



REDHAWK BASEBALL

Ty STAUSS

Utility Player // Jr. // 5-10 // 190 // L/R
Wildwood, Mo. // Lafayette H.S.

2022: Played in 50 games with 44 starts, including 34 as designated hitter...Ranked fifth on the team with a .263 batting average...Had 45 hits, 27 runs scored, six doubles, a triple, five home runs and 25 RBI...Added 17 walks...Collected multiple-hits 11 times and drove in two or more runs in five games...Went 3-for-4 with two home runs, two runs scored and three RBI at Austin Peay (4/3)...Strung together a season-best six-game hitting streak from May 20-27...Had two hits three times during that stretch...Went 3-for-5 with a run scored and season-high six RBI vs. Morehead State (4/23)...Finished with six hits and seven RBI in his series against the Eagles...Ohio Valley Conference Commissioner's Honor Roll selection.

2021: Participated in 31 games and made 20 starts in left field...

Registered 13 hits and eight runs scored...Added three doubles, 14 walks and five RBI...Logged his first career start at South Alabama (2/21), where he had his first collegiate RBI...Recorded his first career hit on a single at Arkansas (2/25)...Finished with a season-best two RBI in the series finale against Arkansas (2/28)...Notched a season-high two hits in games one (3/5) and four (3/7) of the Redhawks series vs. Illinois State...Drew two walks on four occasions...Stole three bases...OVC Commissioner's Honor Roll selection.

Prep: Hit .354 with a .747 slugging percentage during the 2019 campaign at Lafayette High School...Scored 25 runs, has seven doubles, a team-high six triples, four home runs and 19 RBI that year...Hit .513 with a .795 slugging percentage, 33 runs, 40 hits, nine

doubles, five triples, a home run and 16 RBI in 2018...First-Team All-Conference and Second-Team All-State selection...Was named 2018 Conference Player of the Year...Garnered First-Team All-Conference honors in 2019, as well.

Personal: Born September 5, 2001...Majoring in Computer Information Systems...Son of Dave and Tonia Stauss...Has three brothers, Cole, Wade and Jack...Wade played for SEMO and signed as an undrafted free agent with the St. Louis Cardinals.

// Career-Highs

At-Bats	6	at Ole Miss (4/19/22)
Runs	2	5x, last vs. Tennessee Tech (5/26/22)
Hits	3	2x, last vs. Morehead State (4/23/22)
Doubles	1	9x, last vs. UT Martin (5/14/22)
Triples	1	at Oklahoma State (5/7/22)
Home Runs	2	at Austin Peay (4/3/22)
RBI	6	vs. Morehead State (4/23/22)
Stolen Bases	1	3x, last vs. Austin Peay (3/19/21)



Ty Stauss' Career Statistics at Southeast Missouri

Year	Avg.	GP-GS	AB	R	H	2B	3B	HR	RBI	TB	SLG%	BB	HBP	SO	GDP	OB%	SF	SH	SB-ATT	PO	A	E	FLD%
2021	.176	31-21	74	8	13	3	0	0	5	16	.216	14	1	22	1	.311	1	2	3-3	29	1	1	.968
2022	.263	50-44	171	27	45	6	1	5	25	68	.398	17	2	41	7	.337	0	4	0-0	62	2	0	1.000
Total	.237	81-65	245	35	58	9	1	5	30	84	.343	31	3	63	8	.329	1	6	3-3	91	3	1	.989

Ty Stauss' Career Statistics in Ohio Valley Conference Games

Year	Avg.	GP-GS	AB	R	H	2B	3B	HR	RBI	TB	SLG%	BB	HBP	SO	GDP	OB%	SF	SH	SB-ATT	PO	A	E	FLD%
2021	.125	15-8	32	3	4	1	0	0	1	5	.156	7	0	9	0	.282	0	1	1-1	9	1	1	.909
2022	.313	23-21	83	14	26	6	0	3	19	41	.494	8	1	12	4	.380	0	1	0-0	16	2	0	1.000
Total	.261	38-29	115	17	30	7	0	3	20	46	.400	15	1	21	4	.351	0	2	1-1	25	3	1	.966



2023 SOUTHEAST MISSOURI BASEBALL

RETURNEES



REDHAWK BASEBALL

Collin WILMA

Right-Handed Pitcher // Jr. // 6-4 // 190 // R/R
Tinley Park, Ill. // Tinley Park H.S.

2022: Started five of the six games he pitched...Returned from a stress fracture to start at Missouri (5/3), where he pitched 1.1 innings...It was the first game he pitched in over a year...Finished with a 0-3 record...Recorded seven strikeouts in 10 innings...Had a season-high three strikeouts in 1.2 innings at Eastern Illinois (5/21)...Longest outing was 3.1 innings vs. Tennessee Tech (5/27).

2021: Garnered OVC All-Freshman Team accolades...Was limited to seven appearances and four starts due to injury...Went 2-0 with a 2.93 ERA and one combined shutout...Recorded 21 strikeouts in 27.2 innings of work...Allowed 22 hits, 10 runs and eight walks...Held opponents to a .220 batting average...Picked up his first win of

the season after striking out three in 5.1 innings vs. Jacksonville State (4/3)...Threw four scoreless innings and allowed only one hit with five strikeouts out of the bullpen vs. Austin Peay (3/20)...Longest start of the season was 6.2 innings in a win over Tennessee Tech (4/17)...Posted a season-high six strikeouts in 4.2 innings of a no-decision at Murray State (4/10).

2020 (Shortened due to COVID-19): Appeared in four games and made three starts...Posted a 1-0 record with 19 strikeouts in 18.1 innings...Allowed five walks...Earned his first career win when he struck out five in 7.1 innings vs. Ohio (2/29)...Recorded a season-high six strikeouts 5.1 innings during his first career start vs. Northern Illinois (2/22)...Also worked 2.2 innings of

relief at UL Monroe (2/15) and three innings in his first career OVC start at UT Martin (3/8).


Prep: Garnered All-State accolades as a senior at Tinley Park High School...Three-year starter who pitched and played third base...Notched 100 strikeouts and finished with a 2.00 ERA his senior year...

Also hit .450 with five home runs and 48 RBI...Earned All-Conference honors each of his final three seasons as a prep...Four-time All-Conference pick in golf.

Personal: Born January 14, 2001...Majoring in Biology...Son of Mark and Lindsay Wilma.

// Career-Highs

Innings Pitched.....	7.1	vs. Ohio (2/29/20)
Fewest Hits.....	0	vs. UT Martin (5/15/22)
Most Hits.....	9	at UT Martin (3/8/20)
Fewest Runs.....	0	3x, last vs. UT Martin (5/15/22)
Most Runs.....	7	at UT Martin (3/8/20)
Fewest Walks.....	0	5x, last vs. UT Martin (5/15/22)
Strikeouts	6	2x, last at Murray State (4/10/21)



Collin Wilma's Career Statistics at Southeast Missouri

Year	ERA	W-L	APP	GS	CG	SHO	SV	IP	H	R	ER	BB	SO	2B	3B	HR	AB	B/Avg.	WP	HBP	BK	SFA	SHA
2020	7.36	1-0	4	3	0	0	0	18.1	23	15	15	5	19	6	0	3	82	.307	1	1	0	0	1
2021	2.93	2-0	7	4	0	0	0	27.2	22	10	9	8	21	3	0	3	114	.220	3	5	0	1	0
2022	14.40	0-3	6	5	0	0	0	10.0	17	16	16	7	6	5	0	1	57	.370	1	4	0	0	0
Total	6.43	3-3	17	12	0	0	0	56.0	62	41	40	20	46	14	0	7	253	.281	5	10	0	1	1

Collin Wilma's Career Statistics in Ohio Valley Conference Games

Year	ERA	W-L	APP	GS	CG	SHO	SV	IP	H	R	ER	BB	SO	2B	3B	HR	AB	B/Avg.	WP	HBP	BK	SFA	SHA
2020	21.00	0-0	1	1	0	0	0	3.0	9	7	7	0	4	2	0	2	18	.500	0	0	0	0	0
2021	2.70	2-0	6	4	0	0	0	26.2	21	9	8	7	20	3	0	3	109	.216	3	5	0	0	0
2022	13.50	0-1	2	1	0	0	0	2.2	6	4	4	2	3	1	0	0	16	.429	0	0	0	0	0
Total	5.29	2-1	9	6	0	0	0	32.1	36	20	19	9	27	6	0	5	143	.279	3	5	0	0	0



REDHAWK BASEBALL

Tommy WINDT

Right-Handed Pitcher // Jr. // 6-3 // 212 // R/R
Orland Park, Ill. // Carl Sandburg H.S. // South Suburban College

2022: Posted a 4-2 record in 18 appearances and 11 starts...Ranked second on the team in starts, strikeouts (68) and innings pitched (58.2)...His four victories tied for third-most on the team...Pitched two innings with three strikeouts in his first career start and win vs. Saint Louis (3/1)...Tossed 3.2 scoreless, no-hit innings with four strikeouts to earn his second-straight win vs. Bradley (3/5)...Had a season-high seven strikeouts and allowed only one run in 7.2 innings to get a win over Morehead State (4/23), his longest outing of the season...Finished with six strikeouts vs. SIU Edwardsville (3/27) and at Tennessee Tech (4/16)...Ohio Valley Conference Commissioner's Honor Roll selection.

South Suburban College: Earned Second-Team National Junior College Athletic Association (NJCAA) Division I All-America accolades as a designated hitter at South Suburban Community College...Was the Bulldogs' top hitter in 2021...Hit .401 with 64 runs scored, 79 hits, 17 doubles, four triples, 11 home runs and 68 RBI in 58 games...Boasted a slugging percentage of .695 and on-base percentage of .490...Walked 35 times and stole six bases...Started 12 games on the mound, where he compiled a team-high eight victories...Finished the season at 8-2 with a 2.80 ERA, two complete games and 68 strikeouts in 74 innings...Averaged 8.2 strikeouts per nine innings...Accumulated 15 hits, 12 runs scored, a double, two home


runs and eight RBI in his first year at South Suburban in 2020...Saw action in 16 games that season...Posted his first career win in three starts on the hill...Recorded eight strikeouts in 10.1 innings of work...Academic All-American.

Prep: Attended Carl Sandburg High School...Played outfield and second base in addition to pitching.

Personal: Majoring in Biomedical Sciences...Son of Tim and Caryn Windt.

// Career-Highs

Innings Pitched.....	7.2	vs. Morehead State (4/23/22)
Fewest Hits.....	0	vs. Bradley (3/5/22)
Most Hits.....	8	2x, last vs. Murray State (4/10/22)
Fewest Runs.....	0	2x, last vs. Bradley (3/5/22)
Most Runs.....	7	at Missouri State (3/20/22)
Fewest Walks.....	0	7x, last vs. Louisville (6/4/22)
Strikeouts	7	vs. Morehead State (4/23/22)



Tommy Windt's Career Statistics at Southeast Missouri

Year	ERA	W-L	APP	GS	CG	SHO	SV	IP	H	R	ER	BB	SO	2B	3B	HR	AB	B/Avg.	WP	HBP	BK	SFA	SHA
2022	6.90	4-2	18	11	0	0	0	58.2	74	53	45	24	68	16	3	13	275	.305	4	1	1	3	2

Tommy Windt's Career Statistics in Ohio Valley Conference Games

Year	ERA	W-L	APP	GS	CG	SHO	SV	IP	H	R	ER	BB	SO	2B	3B	HR	AB	B/Avg.	WP	HBP	BK	SFA	SHA
2022	4.11	2-0	8	7	0	0	0	35.0	42	22	16	11	39	9	0	8	159	.290	0	0	0	0	2



2023 SOUTHEAST MISSOURI BASEBALL NEWCOMERS



REDHAWK BASEBALL

Nolan **ACKERMAN**

Catcher // Jr. // 6-0 // 205 // R/R
Parker, Colo. // Chaparral H.S. // College of San Mateo

College of San Mateo: Team Captain and Second-Team All-Conference selection in 2022... Hit .333 with 24 runs scored, 44 hits, nine doubles and 24 RBI in 36 games and 34 starts as a sophomore...As a freshman, also hit over .300 as his team's third-leading hitter...Hit .317 with 19 hits, three doubles, two triples, a pair of home runs and 10 RBI...Had two stolen bases...Started 15 of his 19 games played.

Prep: Attended Chaparral High School in Parker, Colorado...Hit .279 with two runs, 24 hits, six doubles and nine RBI in 28 games as a senior...As a junior, he hit .394 with 26 hits, eight RBI, three doubles and a triple...Boasted a .386 batting average with four doubles as a sophomore.

Personal: Born November 30, 2000...Majoring in Sport Management...Son of Dusty and Debbie Ackerman.



REDHAWK BASEBALL

Carlos **ARANDA**


Outfield // Sr. // 6-1 // 185 // R/R
Santo Domingo, Dominican Republic // Colegio Triumphare // Northern Illinois

Northern Illinois: Started 45 of 49 games as Northern Illinois' designated hitter in his only season there in 2022...Led NIU in batting average (.320), on-base percentage (.457), slugging percentage (.513) and home runs (7)...Recorded his first hit for the Huskies at Sacramento State (2/19)...Had his first two-hit game at Murray State (2/26)...Went 4-for-4 with a double in NIU's 9-5 win at Akron (3/18)...Hit a home run in both games of a doubleheader against Kent State (3/25)...His home run in game two was a walk-off in the bottom of the 11th inning...Also had home runs in back-to-back games at Purdue (4/5) and Central Michigan (4/8)...Reached base in 11 straight games from April 10-29...Drove in a season-high four runs at Oakland (4/15)...Went 2-for-4 at the plate with a home run in that game...Finished at 4-for-4 with three doubles and two RBI at Oakland (4/16)...Hit two solo home runs in a win over Bowling Green (5/20)...Ended the season on a nine-game on-base streak.

Ellsworth CC: Hit .367 in 57 games during the 2021 campaign...Had nine home runs, 50 RBI and 22 stolen bases that season...Earned NJCAA Division II First Team All-Region honors...Was twice named a NJCAA All-American.

Prep: Attended Colegio Triumphare High School in Santo Domingo, Dominican Republic.

Personal: Born May 12, 2000...Majoring in Business Administration...Son of Danilo Aranda and Rossy Aquino.



REDHAWK BASEBALL
Josh **CAMERON**

Outfield // Jr. // 6-4 // 195 // R/L
Pflugerville, Texas. // Hendrickson H.S. // Butler County CC

2022: Did not play due to NCAA Division I transfer regulations.

Butler CC: First-Team National Junior College Athletic Association (NJCAA) All-American at Butler Community College...Finished his career as one of the best junior college power hitters in the country and one of the best in Butler's program history...Hit .412 and ranked second in the NJCAA with 25 home runs in 52 games in 2021...Ended the year with 73 RBI and 63 runs scored to go along with an on-base percentage of .518 and slugging percentage of .925, good for third nationally...Added 14 doubles, two triples and had 166 total bases leading the Kansas Jayhawk Community College Conference (KJCCC) in all those categories...Was designated hitter much of the season, but also played a handful of games in the outfield... Also earned First-Team All-KJCCC and All-Region VI accolades...Was a finalist for the Greater Wichita Area Athlete of the Year Award.

Clarendon College: Played in six games at Clarendon College in 2020...Had five hits, three runs and four RBI.

Prep: Played in 68 games and hit .258 with 29 runs, 42 hits, 33 RBI, 15 doubles and a triple in three varsity seasons at Hendrickson High School...Finished his career with a .267 batting average, 17 runs, 20 hits, six doubles and 16 RBI as a senior...Had 12 runs, 21 hits, 17 RBI and nine doubles, while hitting .269 in 35 games his junior year...Also played football.

Personal: Majoring in General Studies...Son of Allen Cameron and Stacy Powell.



REDHAWK BASEBALL
Haden **DOW**

Left-Handed Pitcher // Jr. // 6-1 // 200 // L/L
St. John, New Brunswick // Prospects Academy // Cloud County CC

Cloud County CC: Spent the 2021 and 2022 seasons at Cloud County Community College...In 2022, went 3-2 with a 6.34 ERA in 12 appearances and eight starts... Struck out 48 and walked 14 in 38.1 innings...Opponents hit .265 against him...Redshirted as a true freshman in 2021.

Prep: Went to Prospects Academy High School in New Brunswick, Canada.

Personal: Born December 21, 2000... Majoring in Agribusiness...Son of Doug and Vera Breen Dow.



2023 SOUTHEAST MISSOURI BASEBALL NEWCOMERS



REDHAWK BASEBALL

Gunnar **DOYLE**

Utility Player // Jr. // 6-0 // 190 // L/L
Oak Creek, Wis. // Oak Creek H.S. // Madison College

Madison College: All-Conference selection...Started 55 of 56 games in 2022...Helped lead the Wolfpack to a 50-10 record and an appearance in the NJCAA Division II World Series...Ranked fourth on the team with a .377 batting average...Tied for third with 53 runs scored, tied for second with 72 hits and ranked fourth with nine stolen bases...

Added 10 doubles, two triples, one home run and 53 RBI, second-most on the team...Boasted a .465 on-base percentage...As a freshman in 2021, played in 51 games...Helped Madison College win a N4C and Region 4 title, and placed in the top six at the NJCAA Division II World Series...Hit .356 with 58 hits, 51 runs, and a team-leading 48 RBI...Produced 14 extra base hits and stole 11 bases.

Prep: Three-sport athlete at Oak Creek High School competing in baseball, football and track & field...Seven-time letterwinner...Four-year participant and three-time letterwinner in baseball...

Earned first-team honors in the Southeastern Conference as a junior...WBCA Third-Team All-State as a junior...Two-year participant and two-time letterwinner in football and track & field... Selected Second-Team All-Conference as a senior in football...Honor Roll member.

Personal: Born February 8, 2002... Majoring in General Studies...Son of Tim and Jamie Doyle...Has two brothers, Sean and Reece, and a sister, Lylah.



REDHAWK BASEBALL

Corbin **GUTHMAN**

Right-Handed Pitcher // Fr. // 6-3 // 190 // R/R
Murphysboro, Ill. // Murphysboro H.S.

2022: Did not see action...Ohio Valley Conference Commissioner's Honor Roll selection.

Prep: Played baseball and basketball at Murphysboro High School... Most Valuable Player on

the basketball team as a senior...All-Southern Illinois River-to-River Ohio Conference honoree in baseball.

Personal: Born February 20, 2001... Son of Grant and Annette Guthman.



REDHAWK BASEBALL

Esteban **HERNANDEZ**

Right-Handed Pitcher // Jr. // 6-0 // 175 // R/R
Yuma, Ariz. // Cibola H.S. // South Mountain CC

South Mountain CC: Played the 2021 and 2022 seasons at South Mountain Community College... In 2022, played in 43 games and hit .248 with 28 hits and 25 runs in 113 at-bats... Posted four doubles, a home run, 13 RBI and 12 stolen bases... Had six games where he scored multiple runs, including a season-high three in a win at Gateway CC... Had a season-high four hits in a win over Western Nebraska CC... Homered and had a season-high three RBI in a victory at Mesa CC... Registered a season-high three stolen bases at Chandler-Gilbert CC... As a pitcher, he appeared in seven games and made two starts... Tossed 12 innings with 10 strikeouts and three walks... Posted a 3.75 ERA with seven runs allowed, five of which were earned... Collected a season-high three strikeouts in two games... In 2021, saw action in 40 games for the Cougars and posted a .298 batting average with 24 runs, two doubles, three triples, a home run, 13 RBI and five stolen bases... Scored a season-high three runs in a win over Central Arizona... Had a season-best three hits twice... Finished three games with a season-high two RBI... Scored two runs in three contests... Tallied two hits in eight games...

Homered in a win at Paradise Valley CC... Helped turn 14 double plays on the infield.

Prep: Earned First-Team All-Region honors and was named his team's Most Valuable Player at Cibola High School... Graduated in 2020.

Personal: Born February 7, 2002... Majoring in Biomedical Sciences... Son of Claudia and Gildardo Hernandez... Has two siblings: Gildardo Jr. and Greta.



REDHAWK BASEBALL

Gavin **JOHNSTON**

Right-Handed Pitcher // Fr. // 6-2 // 190 // R/R
Arnold, Mo. // Seckman H.S.

2022: All-Conference selection and Player of the Year at Seckman High School... Hit .403 with 31 hits, 33 runs scored, nine doubles, three triples, five home runs and 27 RBI as a senior... Boasted a .526 on-base percentage and .792 slugging percentage that year, as well... Went 6-1 with a 1.34 ERA in 10 appearances and nine starts... Finished his senior campaign with 68 strikeouts in 52.3 innings... Threw

four complete games... Was named St. Louis Post-Dispatch Athlete of the Week on May 4, 2022... As a junior, put together a 3-1 record on the mound with 36 strikeouts in 28 innings over six appearances and five starts.

Personal: Born October 29, 2003... Majoring in Early Childhood Education... Son of Joe and Stacey Johnston.



2023 SOUTHEAST MISSOURI BASEBALL

NEWCOMERS



REDHAWK BASEBALL

Logan **KATEN**

Left-Handed Pitcher // Jr. // 6-0 // 170 // L/L
Wentzville, Mo. // Holt H.S. // Lindenwood

Lindenwood: Pitched two seasons at Lindenwood University, one of the newest members in the Ohio Valley Conference...Finished the 2022 campaign with a 6-1 record and 4.21 ERA in 17 appearances and one start...Struck out 49 in 47 innings and walked 17...Went 6-0 before taking his only loss of the season in his only start vs. McKendree (5/7)...Recorded a season-high nine strikeouts and did not allow a walk in 4.2 scoreless relief innings during a win over Indiana (3/18)...Struck out seven vs. Minnesota-Duluth (3/10) and at Missouri-St. Louis (4/14)...In 2021, pitched in 10 games...Struck out

19 in 131 innings of work...Posted a 1-1 record...Tossed 11 innings and allowed only one hit to get his first career win against Drury.

Prep: Went to Wentzville-Holt High School...Finished his junior season with a 2.33 ERA and 39 strikeouts in 29 innings...Named to the All-District and All-Conference teams multiple times throughout his high school career.

Personal: Majoring in Exercise Science...Son of Justin and Cari Katen...Has two siblings, Austin and Riley.



REDHAWK BASEBALL

Michael **LAUDANDO**

Utility Player // So. // 6-2 // 180 // R/R
Westchester, Ill. // St. Laurence H.S. // Rockhurst University

Rockhurst University: Rockhurst University's top pitcher as a freshman in 2022...Went 7-5 with a 3.16 ERA in 13 appearances and 12 starts...Earned a save and threw nine complete games...Also tossed a shutout...Recorded 100 strikeouts and walked just 27 in 82.2 innings... Opponents hit .228 against him... Allowed 33 runs and 34 hits.

Prep: All-Conference and All-Area selection at Saint Lawrence High School.

Personal: Born August 6, 2003... Majoring in Exercise Science...Son of Giuseppe and Misty Laudando.



REDHAWK BASEBALL

Payton **LAWRENCE**

Right-Handed Pitcher // Jr. // 6-3 // 180 // R/R
Dixon, Ill. // Dixon H.S. // Blackhawk College

Blackhawk College: All-Conference selection and two-year starting pitcher at Blackhawk College... Two-time NJCAA All-American... Put together a 8-2 record with a 1.63 ERA in 13 appearances and nine starts in 2022...Went over 100 (102) strikeouts as his team's top pitcher...Allowed just 22 walks in 71.2 innings...Tossed seven complete games and two shutouts... Opponents hit just .177 against him... Led Blackhawk College with a 10-2 record, 2.03 ERA and 116 strikeouts

as a freshman in 2021...Walked just 29 and held opponents to a .199 batting average...Pitched two shutouts and eight complete games his rookie season...Was teammates with Chance Resetich who also signed with Southeast Missouri.

Prep: Attended Dixon High School in Illinois.

Personal: Born January 27, 2001... Majoring in Sport Management...Son of Kyle and Melissa Lawrence.



REDHAWK BASEBALL

Nathan **MACLAREN**

Outfield // Fr. // 5-9 // 160 // R/R
Zionsville, Ind. // Carmel H.S.

Prep: Hit .390 with 32 hits, 31 runs, five doubles, three triples and one home run as a senior at Carmel High School...As a junior, finished with a .302 batting average, 10 runs, 13 hits, 10 RBI and a double.

Personal: Born March 19, 2004... Majoring in Health Sciences...Son of Shawn and Erika MacLaren.



REDHAWK BASEBALL

Michael **MOORE**

Right-Handed Pitcher // Jr. // 6-5 // 210 // R/R
Vernon Hills, Ill. // Vernon Hills H.S. // McHenry County College

McHenry County College:

Pitched two years at McHenry County College...In 2022, went undefeated at 8-0 with a 1.86 ERA in 13 appearances and one start... Ranked second on the team with 76 strikeouts in 48.1 innings...Gave up 22 walks and just 10 earned runs...As a freshman, posted a 3-1 record and 4.29 ERA in seven relief appearances...Struck out 25 and walked 11 in 21 innings.

Prep: Attended Vernon Hills High School as a prep.

Personal: Born March 21, 2002... Majoring in Social Studies...Son of Jeff and Julie Moore.



2023 SOUTHEAST MISSOURI BASEBALL NEWCOMERS



REDHAWK BASEBALL

Yanluis **ORTIZ**


Catcher // Jr. // 5-10 // 205 // R/R
Southlake, Texas // Southlake Carroll H.S. // Grayson College

Grayson College: Played two seasons...In 2022, hit .340 with 33 runs scored, 32 hits, seven doubles, one triple and seven home runs... Added 28 RBI and 10 stolen bases... Walked 28 times...As a freshman in 2021, was Grayson College's second-leading hitter with a .397 average...Accumulated 48 hits, 26 runs scored, nine doubles, a triple, two home runs and 37 RBI...Drew 22 walks and had two stolen bases.

Prep: Named 5-6A First-Team All-District at Southlake Carroll High School...Hit .317 with eight doubles, two home runs, 16 RBI, 19 runs and

a .423 on-base percentage as a junior...Landed a spot on the 6A All-Tournament Team...Hit .293 with six doubles, one home run, 19 RBI and a .434 on-base percentage, while playing with a hamstring injury.

Personal: Born May 15, 2001... Majoring in Sport Management...Son of Yanira Torres Pizarro and Luis Ortiz Parilla.



REDHAWK BASEBALL

Chance **RESETICH**


Utility Player // Jr. // 5-11 // 185 // R/R
Hall, Ill. // Hall H.S. // Blackhawk College

Black Hawk College: 2021-22 Male Student-Athlete of the Year... Graduated with a 3.47 GPA...Set four single-season records and was named Academic All-Conference... Team Captain...Two-time All-Region and All-Conference honoree... Two-year starter...Was teammates with Payton Lawrence who also signed with Southeast Missouri... In 2022, hit .376 as Black Hawk College's home run leader with 11 round-trippers...Led the team with 65 hits, 16 doubles, 55 RBI and a .671 slugging percentage...Ranked second on the team with 13 stolen

bases...Hit .350 and led the team with 10 home runs as a freshman in 2021...Scored a team-high 77 runs and led the team with 78 hits and 28 doubles...Stole 17 bases and had 39 RBI...Boasted a .436 on-base percentage and .628 slugging percentage.

Prep: Attended Hall High School in Spring Valley, Illinois.

Personal: Born November 30, 2000...Majoring in General Studies... Son of Kim Resetich and Betsy Sobin.



REDHAWK BASEBALL

Caleb **RODGERS**

Infield // Fr. // 5-10 // 180 // R/R
Little Rock, Ark. // Pulaski Academy

Prep: First-Team SBLive All-State performer at Pulaski Academy... Hit .474 with 14 doubles, six triples, five home runs and a .580 on-base percentage as a senior...Struck out 73 in 43 innings and posted a 3.09 ERA.

Personal: Born July 17, 2003... Majoring in Health Sciences...Son of Eddie and Jennifer Rodgers.



REDHAWK BASEBALL

Jonah **SARABIA**

Right-Handed Pitcher // Fr. // 6-3 // 185 // R/R
Columbia, Mo. // Father Tolton H.S.

Prep: Became the first Tolton High School player to sign with an NCAA Division I school...Finished out his prep career there after transferring from Battle High School...Earned honorable mention All-State honors in Class 3 helping Tolton to a 14-6 record and a district title in 2022...

Posted a 4-2 record with a 2.11 ERA as a senior...Struck out 80 and walked only 15.

Personal: Born May 30, 2003... Exploratory Major...Son of Vincente Sarabia and Sarah Craig.



2023 SOUTHEAST MISSOURI BASEBALL

NEWCOMERS



REDHAWK BASEBALL

Cole **WAREHIME**

Infield // Fr. // 6-1 // 185 // R/R
Downers Grove, Ill. // Downers Grove South H.S.

2022: Did not see action...Ohio Valley Conference Commissioner's Honor Roll selection.

third base and outfield for the Illinois Longshots travel baseball team.

Prep: Spent his prep career at Downers Grove South High School...West Suburban (Gold) All-Conference honoree in 2021...Played

Personal: Majoring in Business Administration...Son of Brad and Keri Warehime.



REDHAWK BASEBALL

Eddie **WHITE**

Right-Handed Pitcher // Fr. // 6-0 // 165 // R/R
Kansas City, Mo. // Bishop Miege H.S.

Prep: Right-handed pitcher who attended Bishop Miege High School in Kansas City, Missouri...Honorable Mention 4A All-State.

Personal: Born May 8, 2004...Exploratory Major...Son of Stephen and Ann White.



YEAR IN REVIEW

2023 SOUTHEAST MISSOURI BASEBALL



SEMOREDHAWKS.COM



2023 SOUTHEAST MISSOURI BASEBALL

2022 FINAL STATISTICS

Overall: 37-22 **Home:** 23-2 **Away:** 11-18 **Neutral:** 3-2 **OVC:** 16-8

No.	Name	Avg.	GP-GS	AB	R	H	2B	3B	HR	RBI	TB	SLG%	BB	HBP	SO	GDP	OB%	SF	SH	SB-ATT	PO	A	E	FLD%	
9	Tyler Wilber	.331	59-59	236	53	78	14	0	18	74	146	.619	27	5	35	10	.403	5	1	0-0	74	150	10	.957	
12	Andrew Keck	.326	57-57	224	47	73	15	2	17	68	143	.638	27	4	37	6	.403	3	0	11-16	421	35	7	.985	
23	Brett Graber	.321	59-59	218	42	70	16	3	10	46	122	.560	36	7	64	5	.431	1	4	13-18	155	1	1	.994	
1	Jevon Mason	.317	59-59	230	72	73	14	3	14	44	135	.587	44	10	48	2	.438	6	0	16-19	118	3	3	.976	
8	Ty Stauss	.263	50-44	171	27	45	6	1	5	25	68	.398	17	2	41	7	.337	0	4	0-0	62	2	0	1.000	
19	Spencer Parker	.241	36-23	87	16	21	6	0	2	11	33	.379	11	3	29	1	.347	0	0	0-2	25	0	2	.926	
10	Lincoln Andrews	.234	57-57	218	44	51	12	0	15	44	108	.495	24	6	78	5	.325	1	4	0-1	422	16	4	.991	
14	Peyton Leeper	.226	57-54	195	45	44	6	0	6	29	68	.349	40	7	46	6	.373	2	6	7-7	35	79	13	.898	
5	Danny Sperling	.218	35-24	87	15	19	4	0	0	14	23	.264	16	5	20	3	.370	0	2	1-1	38	26	3	.955	
11	Ben Palmer	.212	57-53	179	39	38	5	1	5	28	60	.335	16	6	49	1	.297	1	5	7-8	81	124	10	.953	
21	Joel Vaske	.209	48-32	115	22	24	6	0	4	20	42	.365	23	7	56	1	.372	0	2	8-10	69	0	0	1.000	

16	Wyatt Grant	.182	9-4	11	2	2	0	0	1	1	5	.455	3	1	7	0	.400	0	1	0-0	21	4	0	1.000	
35	Ryan Malzahn	.045	14-6	22	2	1	1	0	0	1	2	.091	0	1	13	0	.087	0	0	0-0	8	0	0	1.000	
30	Tommy Windt	.000	1-0	1	0	0	0	0	0	0	0	.000	0	0	1	0	.000	0	0	0-0	3	4	0	1.000	
28	Anthony Klein	.000	1-0	1	0	0	0	0	0	0	0	.000	0	0	0	0	.000	0	0	0-0	1	1	0	1.000	

LOB - Team (430), Opp (461). DPs turned - Team (39), Opp (54). CI - Team (3), Keck, A. 3. IBB - Team (5), Wilber, T. 3, Keck, A. 1, Palmer, B. 1, Opp (8). Picked off - Graber, B. 2, Mason, J. 1, Keck, A. 1.

No.	Name	ERA	W-L	APP	GS	CG	SHO/CBO	SV	IP	H	R	ER	BB	SO	2B	3B	HR	AB	B/Avg.	WP	HBP	BK	SFA	SHA
7	Kyle Miller	3.35	8-4	24	0	0	0/0	6	45.2	41	20	17	14	47	7	3	7	173	.237	0	0	0	0	4
37	Hunter Ralls	3.76	3-2	18	1	0	0/0	0	40.2	47	24	17	13	34	8	2	5	168	.280	4	4	0	0	1
20	Jason Rackers	4.62	6-4	17	15	0	0/0	0	89.2	89	54	46	31	79	12	0	11	340	.262	13	6	4	2	6
27	Austin Williams	5.34	7-3	25	3	0	0/0	2	57.1	65	37	34	23	67	18	2	5	230	.283	5	2	1	3	1
30	Tommy Windt	6.90	4-2	18	11	0	0/0	0	58.2	74	53	45	24	68	16	3	13	243	.305	4	1	1	3	2
18	Noah Niznik	7.74	1-0	17	10	0	0/0	0	50.0	68	47	43	24	43	14	0	10	214	.318	2	1	0	1	1

38	Hayden Malenfant	0.00	0-0	6	0	0	0/0	0	4.0	3	0	0	3	4	1	0	0	15	.200	0	1	0	1	0
31	Blake Cisneros	2.62	4-1	27	0	0	0/0	2	34.1	26	13	10	17	38	5	0	1	125	.208	9	3	0	3	0
34	Alex Esker	2.92	0-0	8	2	0	0/0	0	12.1	11	6	4	10	7	2	1	0	47	.234	0	1	0	1	0
28	Anthony Klein	4.70	2-0	21	0	0	0/0	0	30.2	28	17	16	17	36	7	0	3	118	.237	6	6	0	1	0
24	Fischer Rausch	7.20	0-0	7	0	0	0/0	0	5.0	4	4	4	7	3	2	0	0	17	.235	1	0	0	1	1
25	Ethan Osborne	8.24	2-1	15	5	0	0/0	0	31.2	49	30	29	10	29	6	1	8	137	.358	1	4	1	2	0
33	Bryce Grossius	8.35	0-2	13	7	0	0/0	0	32.1	44	33	30	18	31	6	0	11	139	.317	4	4	1	2	0
44	Matt Perego	10.80	0-0	4	0	0	0/0	0	5.0	10	6	6	2	5	2	1	1	24	.417	0	3	0	0	0
22	Jeb Callaghan	11.12	0-0	5	0	0	0/0	0	5.2	7	7	7	5	7	1	0	3	23	.304	0	0	0	1	0
15	Joseph Karrall	13.50	0-0	1	0	0	0/0	0	1.1	3	2	2	0	0	0	0	1	7	.429	0	0	0	0	0
26	Collin Wilma	14.40	0-3	6	5	0	0/0	0	10.0	17	16	16	7	6	5	0	1	46	.370	1	4	0	0	0
55	Noah Stone	18.00	0-0	3	0	0	0/0	0	2.0	5	4	4	1	1	2	0	2	11	.455	1	0	0	0	0
Totals		5.75	37-22	59	59	0	0/0	10	516.1	591	373	330	226	505	114	13	82	2077	.285	51	40	8	21	16
Opponents		6.58	22-37	59	59	2	1/1	9	511.2	539	426	374	284	524	105	10	97	1995	.270	53	64	3	19	29

PB - Team (9), Keck, A. 7, Grant, W. 2, Opp (5). Pickoffs - Team (10), Miller, K. 3, Rackers, J. 2, Williams, A. 1, Ralls, H. 1, Osborne, E. 1, Grossius, B. 1, Niznik, N. 1, Opp (3). SBA/ATT - Keck, A. (44-52), Williams, A. (11-13), Windt, T. (9-11),

2023 SOUTHEAST MISSOURI BASEBALL

RETURNEES



Date	Opponent	W/L	Score	R	H	E/	R	H	E	Innings	Overall	Conference	Pitcher of Record	Attendance	Time
02-18-22	at #22 Dallas Baptist	W	7-6	7	10	3/	6	12	3	(12)	1-0-0	0-0-0	Miller (W, 1-0)	1254	4:39
02-19-22	at #22 Dallas Baptist	W	6-5	6	10	2/	5	10	0	(10)	2-0-0	0-0-0	Cisneros (W, 1-0)	1003	3:13
02-20-22	at #22 Dallas Baptist	L	5-13	5	5	2/	13	14	1	9	2-1-0	0-0-0	Williams (L, 0-1)	988	3:21
02-26-22	BELLARMINE	W	8-7	8	11	1/	7	13	1	(11)	3-1-0	0-0-0	Miller (W, 2-0)	224	3:57
02-27-22	BELLARMINE	W	10-2	10	8	2/	2	7	3	9	4-1-0	0-0-0	Niznik (W, 1-0)	310	3:00
02-27-22	BELLARMINE	W	12-8	12	11	1/	8	9	3	9	5-1-0	0-0-0	Cisneros (W, 2-0)	364	3:25
03-01-22	SAINT LOUIS	W	16-5	16	16	1/	5	5	2	7	6-1-0	0-0-0	Windt (W, 1-0)	270	2:46
03-04-22	BRADLEY	W	16-7	16	15	0/	7	12	1	9	7-1-0	0-0-0	Ralls (W, 1-0)	220	3:30
03-05-22	BRADLEY	W	11-8	11	12	0/	8	10	0	7	8-1-0	0-0-0	Rackers (W, 1-0)	360	2:24
03-05-22	BRADLEY	W	12-5	12	9	2/	5	6	2	9	9-1-0	0-0-0	Windt (W, 2-0)	560	3:10
03-08-22	at Arkansas State	W	14-6	14	11	1/	6	9	3	9	10-1-0	0-0-0	Williams (W, 1-1)	63	3:45
03-12-22	VALPARAISO	W	9-1	9	9	2/	1	7	3	9	11-1-0	0-0-0	Ralls (W, 2-0)	140	2:41
03-13-22	VALPARAISO	W	16-6	16	16	1/	6	8	2	9	12-1-0	0-0-0	Williams (W, 2-1)	215	3:24
03-13-22	VALPARAISO	W	10-8	10	14	2/	8	12	0	9	13-1-0	0-0-0	Miller (W, 3-1)	195	3:12
03-15-22	at Indiana State	L	1-10	1	4	0/	10	14	1	9	13-2-0	0-0-0	Osborne (L, 0-1)	143	3:04
03-16-22	at Indiana State	L	4-5	4	7	3/	5	10	1	9	13-3-0	0-0-0	Miller (L, 3-1)	402	2:45
03-19-22	at Missouri State	W	6-3	6	9	0/	3	8	5	9	14-3-0	0-0-0	Rackers (W, 2-0)	568	3:09
03-19-22	at Missouri State	L	3-9	3	8	0/	9	17	1	9	14-4-0	0-0-0	Ralls (L, 2-1)	568	3:01
03-20-22	at Missouri State	L	5-16	5	6	0/	16	15	0	9	14-5-0	0-0-0	Windt (L, 2-1)	563	2:51
03-25-22	SIU EDWARDSVILLE*	W	2-1	2	1	2/	1	6	1	9	15-5-0	1-0-0	Rackers (W, 3-0)	515	2:19
03-26-22	SIU EDWARDSVILLE*	W	2-1	2	4	0/	1	5	1	9	16-5-0	2-0-0	Ralls (W, 3-1)	820	2:25
03-27-22	SIU EDWARDSVILLE*	W	5-2	5	8	0/	2	8	0	9	17-5-0	3-0-0	Williams (W, 3-1)	250	2:45
03-29-22	at Saint Louis	W	4-1	4	7	1/	1	3	0	9	18-5-0	3-0-0	Klein (W, 1-0)	153	2:42
04-01-22	at Austin Peay*	L	3-4	3	6	0/	4	9	2	9	18-6-0	3-1-0	Miller (L, 3-2)	344	2:25
04-02-22	at Austin Peay*	L	7-8	7	11	0/	8	9	0	9	18-7-0	3-2-0	Ralls (L, 3-2)	503	2:32
04-03-22	at Austin Peay*	W	6-5	6	12	0/	5	7	2	9	19-7-0	4-2-0	Windt (W, 3-1)	427	2:39
04-05-22	ARKANSAS STATE	W	8-5	8	9	0/	5	10	3	9	20-7-0	4-2-0	Osborne (W, 1-1)	400	3:00
04-08-22	MURRAY STATE*	W	11-2	11	13	1/	2	10	0	9	21-7-0	5-2-0	Rackers (W, 4-0)	154	3:10
04-09-22	MURRAY STATE*	W	8-5	8	10	0/	5	8	1	9	22-7-0	6-2-0	Miller (W, 4-2)	440	2:35
04-10-22	MURRAY STATE*	W	11-10	11	14	0/	10	16	4	9	23-7-0	7-2-0	Miller (W, 5-2)	280	2:55
04-12-22	SOUTHERN ILLINOIS	L	2-3	2	10	0/	3	6	0	9	23-8-0	7-2-0	Grossius (L, 0-1)	675	3:00
04-14-22	at Tennessee Tech*	L	3-10	3	9	3/	10	9	1	9	23-9-0	7-3-0	Rackers (L, 4-1)	219	3:20
04-15-22	at Tennessee Tech*	W	9-4	9	10	1/	4	6	2	9	24-9-0	8-3-0	Williams (W, 4-1)	319	2:56
04-16-22	at Tennessee Tech*	L	4-7	4	8	1/	7	9	1	9	24-10-0	8-4-0	Grossius (L, 0-2)	329	2:42
04-19-22	at Ole Miss	W	13-3	13	12	0/	3	10	3	9	25-10-0	8-4-0	Williams (W, 5-1)	8854	4:02
04-22-22	MOREHEAD STATE*	W	8-7	8	13	0/	7	10	3	(10)	26-10-0	9-4-0	Miller (W, 6-2)	750	3:05
04-23-22	MOREHEAD STATE*	W	16-9	16	10	1/	9	15	1	9	27-10-0	10-4-0	Windt (W, 4-1)	820	2:55
04-23-22	MOREHEAD STATE*	W	9-8	9	9	4/	8	12	0	(10)	28-10-0	11-4-0	Miller (W, 7-2)	550	3:30
04-26-22	at Southern Illinois	L	6-7	6	11	0/	7	10	1	(11)	28-11-0	11-4-0	Miller (L, 7-3)	-	3:39
04-29-22	at Belmont*	W	5-4	5	6	0/	4	5	1	(10)	29-11-0	12-4-0	Williams (W, 6-1)	176	2:50
04-30-22	at Belmont*	L	3-5	3	7	1/	5	10	0	9	29-12-0	12-5-0	Miller (L, 7-4)	231	2:34
05-01-22	at Belmont*	W	11-4	11	11	0/	4	14	0	9	30-12-0	13-5-0	Cisneros (W, 3-0)	164	3:10
05-03-22	at Missouri	L	3-9	3	4	1/	9	10	1	9	30-13-0	13-5-0	Wilma (L, 0-1)	884	3:15
05-06-22	at #3 Oklahoma State	L	0-4	0	7	2/	4	10	0	9	30-14-0	13-5-0	Rackers (L, 4-2)	4634	2:45
05-07-22	at #3 Oklahoma State	L	6-11	6	9	0/	11	15	1	9	30-15-0	13-5-0	Windt (L, 4-2)	4960	3:42
05-08-22	at #3 Oklahoma State	L	3-15	3	6	1/	15	13	1	7	30-16-0	13-5-0	Williams (L, 6-2)	4408	2:40
05-10-22	MISSOURI STATE	W	8-7	8	9	0/	7	11	0	9	31-16-0	13-5-0	Cisneros (W, 4-0)	573	3:02
05-13-22	UT MARTIN*	L	3-10	3	4	2/	10	14	0	9	31-17-0	13-6-0	Rackers (L, 4-3)	495	3:17
05-14-22	UT MARTIN*	W	7-6	7	7	2/	6	11	0	9	32-17-0	14-6-0	Miller (W, 8-4)	370	3:11
05-15-22	UT MARTIN*	W	15-2	15	14	0/	2	4	3	9	33-17-0	15-6-0	Osborne (W, 2-1)	370	3:15
05-20-22	at Eastern Illinois*	W	6-4	6	9	3/	4	9	0	9	34-17-0	16-6-0	Rackers (W, 5-3)	124	2:52
05-20-22	at Eastern Illinois*	L	5-7	5	9	3/	7	8	0	9	34-18-0	16-7-0	Cisneros (L, 4-1)	137	2:50
05-21-22	at Eastern Illinois*	L	1-5	1	4	1/	5	8	3	7	34-19-0	16-8-0	Wilma (L, 0-2)	107	2:00
05-26-22	vs Tennessee Tech %	L	10-11	10	12	1/	11	8	1	9	34-20-0	16-8-0	Williams (L, 6-3)	543	4:02
05-27-22	vs SIU Edwardsville %	W	14-6	14	9	0/	6	10	0	9	35-20-0	16-8-0	Klein (W, 2-0)	-	3:55
05-27-22	vs Tennessee Tech %	W	5-2	5	13	0/	2	6	0	9	36-20-0	16-8-0	Williams (W, 7-3)	498	2:56
05-28-22	vs Belmont %	W	5-4	5	7	2/	4	8	0	(10)	37-20-0	16-8-0	Rackers (W, 6-3)	620	2:48
06-03-22	at #7 Louisville #	L	2-7	2	5	0/	7	15	1	9	37-21-0	16-8-0	Rackers (L, 6-4)	3609	3:10
06-04-22	vs Oregon #	L	6-18	6	9	2/	18	26	2	9	37-22-0	16-8-0	Wilma (L, 0-3)	2176	3:34

Home Games in **BOLD CAPS**; * - Denotes Ohio Valley Conference Game; % - OVC Tournament (Lexington, Ky.); # - NCAA Regional (Louisville, Ky.); O extra inning game



2023 SOUTHEAST MISSOURI BASEBALL

2022 FINAL OVC STATISTICS

Overall: 16-8 Home: 11-1 Away: 5-7

No.	Name	Avg.	GP-GS	AB	R	H	2B	3B	HR	RBI	TB	SLG%	BB	HBP	SO	GDP	OB%	SF	SH	SB-ATT	PO	A	E	FLD%
23	Brett Graber	.363	24-24	91	18	33	9	1	4	20	56	.615	14	1	22	2	.453	0	1	3-5	66	0	1	.985
9	Tyler Wilber	.333	24-24	96	19	32	6	0	5	25	53	.552	6	0	14	2	.362	3	1	0-0	25	53	5	.940
12	Andrew Keck	.330	24-24	91	21	30	5	2	9	31	66	.725	11	2	12	4	.410	1	0	2-5	195	15	3	.986
8	Ty Stauss	.313	23-21	83	14	26	6	0	3	19	41	.494	8	1	12	4	.380	0	1	0-0	16	2	0	1.000
1	Jevon Mason	.237	24-24	93	27	22	3	1	4	11	39	.419	11	7	17	1	.351	3	0	2-3	40	0	0	1.000
10	Lincoln Andrews	.205	24-24	83	20	17	2	0	9	18	46	.554	8	6	19	3	.320	0	1	0-0	178	8	2	.989
11	Ben Palmer	.200	24-23	80	14	16	3	0	4	12	31	.388	2	1	21	0	.229	0	2	0-0	32	54	4	.956
14	Peyton Leeper	.184	23-22	76	9	14	2	0	0	7	16	.211	14	3	16	3	.326	2	3	2-2	10	30	4	.909

19	Spencer Parker	.227	16-12	44	9	10	5	0	1	5	18	.409	5	2	15	0	.333	0	0	0-0	16	0	2	.889
5	Danny Sperling	.188	8-3	16	1	3	2	0	0	2	5	.313	1	2	3	1	.316	0	1	0-0	9	7	1	.941
21	Joel Vaske	.167	19-12	36	8	6	2	0	1	6	11	.306	7	3	18	1	.348	0	1	2-3	31	0	0	1.000
35	Ryan Malzahn	.000	2-2	5	0	0	0	0	0	0	0	.000	0	0	3	0	.000	0	0	0-0	0	0	0	.000
16	Wyatt Grant	.000	1-1	1	0	0	0	0	0	0	0	.000	0	0	1	0	.000	0	1	0-0	0	0	0	.000
Totals		.263	24-24	795	160	209	45	4	40	156	382	.481	87	28	173	21	.353	9	12	11-18	627	196	25	.971
Opponents		.269	24-24	824	130	222	39	4	27	120	350	.425	76	10	215	10	.336	7	12	19-23	623	215	26	.970

LOB - Team (148), Opp (173). DPs turned - Team (12), Opp (24). CI - Team (1), Keck, A. 1. IBB - Team (3), Keck, A. 1, Wilber, T. 1, Palmer, B. 1, Opp (5). Picked off - Graber, B. 2, Keck, A. 1.

No.	Name	ERA	W-L	APP	GS	CG	SHO/CBO	SV	IP	H	R	ER	BB	SO	2B	3B	HR	AB	B/Avg.	WP	HBP	BK	SFA	SHA
20	Jason Rackers	4.20	3-2	8	8	0	0/0	0	45.0	42	27	21	15	39	5	0	3	167	.251	6	3	0	1	5

24	Fischer Rausch	0.00	0-0	2	0	0	0/0	0	1.2	2	0	0	0	1	0	0	0	7	.286	0	0	0	0	0
55	Noah Stone	0.00	0-0	1	0	0	0/0	0	0.0	1	0	0	0	0	1	0	0	1	1.000	0	0	0	0	0
37	Hunter Ralls	2.70	1-1	5	0	0	0/0	0	10.0	9	4	3	3	10	1	1	1	40	.225	1	1	0	0	1
31	Blake Cisneros	3.18	1-1	11	0	0	0/0	1	17.0	15	8	6	7	17	3	0	1	66	.227	6	2	0	2	0
27	Austin Williams	3.20	3-0	12	0	0	0/0	1	25.1	23	11	9	8	38	6	1	1	99	.232	2	2	0	1	0
30	Tommy Windt	4.11	2-0	8	7	0	0/0	0	35.0	42	22	16	11	39	9	0	8	145	.290	0	0	0	0	2
25	Ethan Osborne	4.35	1-0	3	2	0	0/0	0	10.1	12	5	5	1	9	2	0	2	40	.300	0	0	0	0	0
28	Anthony Klein	4.50	0-0	7	0	0	0/0	0	8.0	9	4	4	6	5	1	0	0	30	.300	1	2	0	1	0
7	Kyle Miller	4.63	5-2	12	0	0	0/0	3	23.1	20	12	12	7	25	3	1	6	84	.238	0	0	0	0	4
34	Alex Esker	6.75	0-0	2	1	0	0/0	0	2.2	5	4	2	1	2	1	1	0	14	.357	0	0	0	0	0
18	Noah Niznik	7.56	0-0	8	5	0	0/0	0	25.0	30	23	21	13	22	5	0	4	103	.291	1	0	0	1	0
26	Collin Wilma	13.50	0-1	2	1	0	0/0	0	2.2	6	4	4	2	3	1	0	0	14	.429	0	0	0	0	0
22	Jeb Callaghan	13.50	0-0	1	0	0	0/0	0	1.1	2	2	2	1	3	0	0	1	6	.333	0	0	0	0	0
33	Bryce Grossius	16.20	0-1	1	0	0	0/0	0	1.2	4	4	3	1	2	1	0	0	8	.500	0	0	0	1	0
Totals		4.65	16-8	24	24	0	0/0	5	209.0	222	130	108	76	215	39	4	27	824	.269	17	10	0	7	12
Opponents		6.28	8-16	24	24	2	0/0	3	207.2	209	160	145	87	173	45	4	40	795	.263	25	28	3	9	12

PB - Team (3), Keck, A. 3. Pickoffs - Team (6), Miller, K. 2, Rackers, J. 2, Osborne, E. 1, Niznik, N. 1, Opp (2). SBA/ATT - Keck, A. (14-18), Windt, T. (5-5), Stauss, T. (5-5), Williams, A. (3-4), Rackers, J. (3-4), Klein, A. (2-3), Cisneros, B. (3-3), Wilma, C. (2-2), Ralls, H. (1-1), Osborne, E. (0-1).

2023 SOUTHEAST MISSOURI BASEBALL

2022 FINAL STATISTICS



Southeast Missouri Hitting Statistics (Home Games)

Home: 23-2 OVC: 11-1

No.	Name	Avg.	GP-GS	AB	R	H	2B	3B	HR	RBI	TB	SLG%	BB	HBP	SO	GDP	OB%	SF	SH	SB-ATT	PO	A	E	FLD%	
23	Brett Graber	.451	25-25	91	24	41	11	2	6	31	74	.813	15	4	20	0	.545	0	1	5-7	67	1	1	.986	
9	Tyler Wilber	.402	25-25	102	30	41	8	0	10	39	79	.775	12	1	11	5	.466	1	0	0-0	28	69	4	.960	
12	Andrew Keck	.364	25-25	99	26	36	6	2	7	39	67	.677	12	1	15	3	.426	3	0	5-8	189	16	1	.995	
1	Jevon Mason	.330	25-25	94	41	31	9	1	9	25	69	.734	22	7	18	1	.480	2	0	9-9	46	1	0	1.000	
10	Lincoln Andrews	.247	24-24	93	23	23	7	0	7	24	51	.548	11	3	25	4	.343	1	1	0-1	192	11	2	.990	
8	Ty Stauss	.246	19-17	65	12	16	5	0	2	14	27	.415	7	1	13	2	.329	0	1	0-0	17	1	0	1.000	
14	Peyton Leeper	.233	25-23	86	27	20	4	0	5	15	39	.453	17	4	18	3	.380	1	0	2-2	13	45	4	.935	
11	Ben Palmer	.194	24-21	72	21	14	2	1	1	17	21	.292	6	4	19	0	.289	1	1	4-4	36	53	6	.937	

19	Spencer Parker	.300	12-8	30	10	9	3	0	2	6	18	.600	4	2	7	0	.417	0	0	0-1	6	0	1	.857	
21	Joel Vaske	.241	21-16	58	11	14	3	0	2	12	23	.397	7	4	30	1	.362	0	0	2-3	31	0	0	1.000	
5	Danny Sperling	.233	17-12	43	8	10	3	0	0	7	13	.302	7	4	8	2	.389	0	1	0-0	18	16	3	.919	
16	Wyatt Grant	.167	4-3	6	1	1	0	0	0	0	1	.167	2	1	5	0	.444	0	1	0-0	16	3	0	1.000	
35	Ryan Malzahn	.000	5-1	4	1	0	0	0	0	0	0	.000	0	1	0	0	.200	0	0	0-0	1	0	0	1.000	
30	Tommy Windt	.000	1-0	1	0	0	0	0	0	0	0	.000	0	0	1	0	.000	0	0	0-0	2	2	0	1.000	
28	Anthony Klein	.000	1-0	1	0	0	0	0	0	0	0	.000	0	0	0	0	.000	0	0	0-0	1	0	0	1.000	

Totals		.303	25-25	845	235	256	61	6	51	229	482	.570	122	37	190	21	.410	9	6	27-35	672	239	24	.974	
Opponents		.267	25-25	881	135	235	49	7	29	127	385	.437	93	15	225	16	.345	6	6	22-30	612	191	34	.959	

LOB - Team (172), Opp (194). DPs turned - Team (17), Opp (23). IBB - Team (2), Wilber, T. 1, Palmer, B. 1, Opp (1).

Southeast Missouri Hitting Statistics (Away Games)

Away: 11-18 OVC: 5-7

No.	Name	Avg.	GP-GS	AB	R	H	2B	3B	HR	RBI	TB	SLG%	BB	HBP	SO	GDP	OB%	SF	SH	SB-ATT	PO	A	E	FLD%
12	Andrew Keck	.299	27-27	107	15	32	9	0	7	20	62	.579	10	2	18	2	.370	0	0	6-8	207	14	5	.978
1	Jevon Mason	.282	29-29	117	25	33	4	2	4	15	53	.453	15	3	27	0	.367	4	0	7-9	52	2	2	.964
8	Ty Stauss	.278	26-22	90	11	25	1	1	3	9	37	.411	6	0	22	5	.323	0	2	0-0	34	1	0	1.000
9	Tyler Wilber	.241	29-29	116	18	28	6	0	6	29	52	.448	12	2	23	5	.316	3	1	0-0	44	60	6	.945
23	Brett Graber	.239	29-29	109	13	26	5	1	2	11	39	.358	18	2	40	4	.357	0	1	6-9	75	0	0	1.000
11	Ben Palmer	.225	28-27	89	13	20	3	0	4	10	35	.393	7	2	28	0	.296	0	3	3-3	36	61	3	.970
14	Peyton Leeper	.206	28-28	97	18	20	2	0	1	12	25	.258	22	3	26	3	.366	1	6	5-5	20	30	8	.862
10	Lincoln Andrews	.200	28-28	105	17	21	3	0	6	14	42	.400	9	3	44	1	.282	0	3	0-0	187	4	1	.995

19	Spencer Parker	.245	20-13	49	5	12	3	0	0	4	15	.306	7	0	18	1	.339	0	0	0-1	18	0	1	.947
5	Danny Sperling	.231	13-7	26	4	6	1	0	0	6	7	.269	5	1	8	0	.375	0	1	1-1	11	6	0	1.000
21	Joel Vaske	.164	24-16	55	11	9	2	0	2	8	17	.309	15	3	25	0	.370	0	2	6-7	37	0	0	1.000
35	Ryan Malzahn	.059	8-5	17	1	1	1	0	0	1	2	.118	0	0	12	0	.059	0	0	0-0	7	0	0	1.000
16	Wyatt Grant	.000	4-1	4	0	0	0	0	0	0	0	.000	1	0	2	0	.200	0	0	0-0	5	1	0	1.000

Totals		.238	29-29	981	151	233	40	4	35	139	386	.393	127	21	293	21	.335	8	19	34-43	739	214	29	.970
Opponents		.296	29-29	1006	197	298	50	4	45	186	491	.488	110	20	248	16	.373	11	8	31-35	791	259	35	.968

LOB - Team (214), Opp (221). DPs turned - Team (19), Opp (25). CI - Team (2), Keck, A. 2. IBB - Team (2), Keck, A. 1, Wilber, T. 1, Opp (6). Picked off - Graber, B. 2, Keck, A. 1.



2023 SOUTHEAST MISSOURI BASEBALL

2022 FINAL STATISTICS

Southeast Missouri Hitting Statistics (Neutral Games)

Neutral: 3-2

No.	Name	Avg.	GP-GS	AB	R	H	2B	3B	HR	RBI	TB	SLG%	BB	HBP	SO	GDP	OB%	SF	SH	SB-ATT	PO	A	E	FLD%
16	Wyatt Grant	.1000	1-0	1	1	1	0	0	1	1	4	4.000	0	0	0	0	1.000	0	0	0-0	0	0	0	.000
9	Tyler Wilber	.500	5-5	18	5	9	0	0	2	6	15	.833	3	2	1	0	.583	1	0	0-0	2	21	0	1.000
21	Joel Vaske	.500	3-0	2	0	1	1	0	0	0	2	1.000	1	0	1	0	.667	0	0	0-0	1	0	0	1.000
1	Jevon Mason	.474	5-5	19	6	9	1	0	1	4	13	.684	7	0	3	1	.615	0	0	0-1	20	0	1	.952
10	Lincoln Andrews	.350	5-5	20	4	7	2	0	2	6	15	.750	4	0	9	0	.458	0	0	0-0	43	1	1	.978
14	Peyton Leeper	.333	4-3	12	0	4	0	0	0	2	4	.333	1	0	2	0	.385	0	0	0-0	2	4	1	.857
12	Andrew Keck	.278	5-5	18	6	5	0	0	3	9	14	.778	5	1	4	1	.458	0	0	0-0	25	5	1	.968
8	Ty Stauss	.250	5-5	16	4	4	0	0	0	2	4	.250	4	1	6	0	.429	0	1	0-0	11	0	0	1.000
11	Ben Palmer	.222	5-5	18	5	4	0	0	0	1	4	.222	3	0	2	1	.333	0	1	0-1	9	10	1	.950
23	Brett Graber	.167	5-5	18	5	3	0	0	2	4	9	.500	3	1	4	1	.304	1	2	2-2	13	0	0	1.000
5	Danny Sperling	.167	5-5	18	3	3	0	0	0	1	3	.167	4	0	4	1	.318	0	0	0-0	9	4	0	1.000
19	Spencer Parker	.000	4-2	8	1	0	0	0	0	1	0	.000	0	1	4	0	.111	0	0	0-0	1	0	0	1.000
35	Ryan Malzahn	.000	1-0	1	0	0	0	0	0	0	0	.000	0	0	1	0	.000	0	0	0-0	0	0	0	.000
Totals		.296	5-5	169	40	50	4	0	11	37	87	.515	35	6	41	5	.429	2	4	2-4	138	50	5	.974
Opponents		.305	5-5	190	41	58	15	2	8	38	101	.532	23	5	32	3	.387	4	2	4-4	132	48	3	.984

LOB - Team (44), Opp (46). DPs turned - Team (3), Opp (6). CI - Team (1), Keck, A. 1. IBB - Team (1), Wilber, T. 1, Opp (1). Picked off - Mason, J. 1.

Southeast Missouri Hitting Statistics (Non-Conference Games)

Overall: 21-14 Home: 12-1 Away: 6-11 Neutral: 3-2

No.	Name	Avg.	GP-GS	AB	R	H	2B	3B	HR	RBI	TB	SLG%	BB	HBP	SO	GDP	OB%	SF	SH	SB-ATT	PO	A	E	FLD%
1	Jevon Mason	.372	35-35	137	45	51	11	2	10	33	96	.701	33	3	31	1	.494	3	0	14-16	78	3	3	.964
9	Tyler Wilber	.329	35-35	140	34	46	8	0	13	49	93	.664	21	5	21	8	.429	2	0	0-0	49	97	5	.967
12	Andrew Keck	.323	33-33	133	26	43	10	0	8	37	77	.579	16	2	25	2	.399	2	0	9-11	226	20	4	.984
23	Brett Graber	.291	35-35	127	24	37	7	2	6	26	66	.520	22	6	42	3	.417	1	3	10-13	89	1	0	1.000
14	Peyton Leeper	.252	34-32	119	36	30	4	0	6	22	52	.437	26	4	30	3	.403	0	3	5-5	25	49	9	.892
10	Lincoln Andrews	.252	33-33	135	24	34	10	0	6	26	62	.459	16	0	59	2	.329	1	3	0-1	244	8	2	.992
21	Joel Vaske	.228	29-20	79	14	18	4	0	3	14	31	.392	16	4	38	0	.384	0	1	6-7	38	0	0	1.000
5	Danny Sperling	.225	27-21	71	14	16	2	0	0	12	18	.254	15	3	17	2	.382	0	1	1-1	29	19	2	.960
11	Ben Palmer	.222	33-30	99	25	22	2	1	1	16	29	.293	14	5	28	1	.345	1	3	7-8	49	70	6	.952
8	Ty Stauss	.216	27-23	88	13	19	0	1	2	6	27	.307	9	1	29	3	.296	0	3	0-0	46	0	0	1.000

19	Spencer Parker	.256	20-11	43	7	11	1	0	1	6	15	.349	6	1	14	1	.360	0	0	0-2	9	0	0	1.000
16	Wyatt Grant	.200	8-3	10	2	2	0	0	1	1	5	.500	3	1	6	0	.429	0	0	0-0	21	4	0	1.000
35	Ryan Malzahn	.059	12-4	17	2	1	1	0	0	1	2	.118	0	1	10	0	.111	0	0	0-0	8	0	0	1.000
30	Tommy Windt	.000	1-0	1	0	0	0	0	0	0	0	.000	0	0	1	0	.000	0	0	0-0	2	1	0	1.000
28	Anthony Klein	.000	1-0	1	0	0	0	0	0	0	0	.000	0	0	0	0	.000	0	0	0-0	0	1	0	1.000
Totals		.275	35-35	1200	266	330	60	6	57	249	573	.478	197	36	351	26	.390	10	17	52-64	922	307	33	.974
Opponents		.294	35-35	1253	243	369	75	9	55	231	627	.500	150	30	290	25	.379	14	4	38-46	912	283	46	.963

LOB - Team (282), Opp (288). DPs turned - Team (27), Opp (30). CI - Team (2), Keck, A. 2. IBB - Team (2), Wilber, T. 2, Opp (3). Picked off - Mason, J. 1.

2023 SOUTHEAST MISSOURI BASEBALL

2022 FINAL STATISTICS



Southeast Missouri Pitching Statistics (Home Games)

Home: 23-2 OVC: 11-1

No.	Name	ERA	W-L	APP	GS	CG	SHO/CBO	SV	IP	H	R	ER	BB	SO	2B	3B	HR	AB	B/Avg.	WP	HBP	BK	SFA	SHA
44	Matt Perego	0.00	0-0	1	0	0	0/0	0	2.0	2	0	0	0	0	0	0	0	7	.286	0	1	0	0	0
7	Kyle Miller	1.19	7-0	11	0	0	0/0	4	22.2	16	4	3	5	30	3	1	1	82	.195	0	0	0	0	1
25	Ethan Osborne	1.64	2-0	4	1	0	0/0	0	11.0	5	2	2	2	9	2	0	1	35	.143	0	0	0	0	0
31	Blake Cisneros	1.80	2-0	11	0	0	0/0	0	15.0	10	6	3	8	18	1	0	0	55	.182	3	3	0	1	0
37	Hunter Ralls	2.45	3-0	8	0	0	0/0	0	22.0	20	7	6	8	20	3	1	1	83	.241	2	2	0	0	1
34	Alex Esker	3.00	0-0	5	1	0	0/0	0	6.0	6	4	2	4	5	1	1	0	26	.231	0	0	0	0	0
30	Tommy Windt	5.29	3-0	8	5	0	0/0	0	32.1	37	21	19	9	38	9	2	6	130	.285	2	0	0	2	0
27	Austin Williams	5.64	2-0	9	1	0	0/0	1	22.1	28	16	14	10	25	6	2	1	94	.298	3	0	1	1	0
20	Jason Rackers	5.67	3-1	7	6	0	0/0	0	33.1	39	21	21	14	38	4	0	4	128	.305	7	2	0	1	4
28	Anthony Klein	6.35	0-0	10	0	0	0/0	0	11.1	14	8	8	6	16	4	0	1	47	.298	4	3	0	1	0
33	Bryce Grossius	6.75	0-1	4	4	0	0/0	0	14.2	19	11	11	9	9	5	0	5	61	.311	1	1	0	0	0
18	Noah Niznik	8.64	1-0	7	6	0	0/0	0	25.0	33	25	24	10	14	8	0	7	108	.306	0	1	0	0	0
26	Collin Wilma	11.57	0-0	2	1	0	0/0	0	2.1	1	3	3	0	0	1	0	0	8	.125	1	2	0	0	0
24	Fischer Rausch	13.50	0-0	2	0	0	0/0	0	0.2	1	1	1	3	0	0	0	0	3	.333	0	0	0	0	0
22	Jeb Callaghan	15.43	0-0	2	0	0	0/0	0	2.1	2	4	4	4	3	1	0	1	9	.222	0	0	0	0	0
55	Noah Stone	18.00	0-0	2	0	0	0/0	0	1.0	2	2	2	1	0	1	0	1	5	.400	0	0	0	0	0
Totals		4.94	23-2	25	25	0	0/0	5	224.0	235	135	123	93	225	49	7	29	881	.267	23	15	1	6	6
Opponents		9.04	2-23	25	25	1	0/0	2	204.0	256	235	205	122	190	61	6	51	845	.303	28	37	2	9	6

PB - Team (5), Keck, A. 3, Grant, W. 2, Opp (3). Pickoffs - Team (3), Miller, K. 1, Rackers, J. 1, Ralls, H. 1. SBA/ATT - Keck, A. (16-20), Windt, T. (6-7), Williams, A. (4-5), Grant, W. (4-5), Cisneros, B. (3-3), Rackers, J. (1-3), Osborne, E. (1-2), Niznik, N. (1-2), Stauss, T. (2-2), Grossius, B. (1-2), Esker, A. (2-2), Miller, K. (2-2), Klein, A. (1-1), Ralls, H. (0-1).

Southeast Missouri Pitching Statistics (Away Games)

Away: 11-18 OVC: 5-7

No.	Name	ERA	W-L	APP	GS	CG	SHO/CBO	SV	IP	H	R	ER	BB	SO	2B	3B	HR	AB	B/Avg.	WP	HBP	BK	SFA	SHA
20	Jason Rackers	4.14	2-3	8	7	0	0/0	0	45.2	42	28	21	16	32	7	0	6	171	.246	6	2	4	1	2
38	Hayden Malenfant	0.00	0-0	5	0	0	0/0	0	3.0	3	0	0	3	4	1	0	0	12	.250	0	0	0	1	0
34	Alex Esker	2.84	0-0	3	1	0	0/0	0	6.1	5	2	2	6	2	1	0	0	21	.238	0	1	0	1	0
28	Anthony Klein	3.50	1-0	10	0	0	0/0	0	18.0	12	8	7	10	18	2	0	2	65	.185	2	3	0	0	0
27	Austin Williams	3.62	4-2	13	2	0	0/0	1	27.1	27	12	11	8	37	5	0	3	105	.257	1	2	0	1	0
31	Blake Cisneros	4.85	2-1	13	0	0	0/0	1	13.0	14	7	7	5	15	3	0	1	53	.264	6	0	0	1	0
7	Kyle Miller	5.12	1-4	10	0	0	0/0	2	19.1	17	12	11	8	15	2	0	6	71	.239	0	0	0	0	3
37	Hunter Ralls	6.06	0-2	9	1	0	0/0	0	16.1	23	17	11	4	12	5	1	4	74	.311	1	2	0	0	0
18	Noah Niznik	6.17	0-0	8	4	0	0/0	0	23.1	30	18	16	14	28	6	0	2	96	.313	2	0	0	1	0
24	Fischer Rausch	6.23	0-0	5	0	0	0/0	0	4.1	3	3	3	4	3	2	0	0	14	.214	1	0	0	1	1
30	Tommy Windt	7.86	1-2	9	6	0	0/0	0	26.1	36	28	23	13	29	7	1	6	111	.324	1	1	1	1	2
22	Jeb Callaghan	8.10	0-0	3	0	0	0/0	0	3.1	5	3	3	1	4	0	0	2	14	.357	0	0	0	1	0
33	Bryce Grossius	10.47	0-1	8	3	0	0/0	0	16.1	25	22	19	9	22	1	0	6	74	.338	3	3	1	2	0
25	Ethan Osborne	11.74	0-1	9	3	0	0/0	0	15.1	35	21	20	4	17	4	1	4	79	.443	0	2	1	0	0
15	Joseph Karrall	13.50	0-0	1	0	0	0/0	0	1.1	3	2	2	0	0	0	0	1	7	.429	0	0	0	0	0
26	Collin Wilma	18.00	0-2	2	2	0	0/0	0	3.0	7	6	6	3	4	1	0	0	16	.438	0	2	0	0	0
44	Matt Perego	18.00	0-0	3	0	0	0/0	0	3.0	8	6	6	2	5	2	1	1	17	.471	0	2	0	0	0
55	Noah Stone	18.00	0-0	1	0	0	0/0	0	1.0	3	2	2	0	1	1	0	1	6	.500	1	0	0	0	0
Totals		6.21	11-18	29	29	0	0/0	4	246.1	298	197	170	110	248	50	4	45	1006	.296	24	20	7	11	8
Opponents		4.40	18-11	29	29	1	1/1	6	263.2	233	151	129	127	293	40	4	35	981	.238	23	21	1	8	19

PB - Team (3), Keck, A. 3, Opp (1). Pickoffs - Team (7), Miller, K. 2, Niznik, N. 1, Williams, A. 1, Grossius, B. 1, Osborne, E. 1, Rackers, J. 1, Opp (2). SBA/ATT - Keck, A. (24-28), Williams, A. (7-8), Stauss, T. (7-7), Rackers, J. (5-5), Grossius, B. (4-4), Windt, T. (3-4), Ralls, H. (4-4), Klein, A. (2-3), Cisneros, B. (2-2), Wilma, C. (2-2), Osborne, E. (0-1), Callaghan, J. (1-1), Perego, M. (1-1).



2023 SOUTHEAST MISSOURI BASEBALL

2022 FINAL STATISTICS

Southeast Missouri Pitching Statistics (Neutral Games)

Neutral: 3-2

No.	Name	ERA	W-L	APP	GS	CG	SHO/CBO	SV	IP	H	R	ER	BB	SO	2B	3B	HR	AB	B/Avg.	WP	HBP	BK	SFA	SHA
31	Blake Cisneros	0.00	0-0	3	0	0	0/0	1	6.1	2	0	0	4	5	1	0	0	17	.118	0	0	0	1	0
37	Hunter Ralls	0.00	0-0	1	0	0	0/0	0	2.1	4	0	0	1	2	0	0	0	11	.364	1	0	0	0	0
33	Bryce Grossius	0.00	0-0	1	0	0	0/0	0	1.1	0	0	0	0	0	0	0	0	4	.000	0	0	0	0	0
38	Hayden Malenfant	0.00	0-0	1	0	0	0/0	0	1.0	0	0	0	0	0	0	0	0	3	.000	0	1	0	0	0
20	Jason Rackers	3.38	1-0	2	2	0	0/0	0	10.2	8	5	4	1	9	1	0	1	41	.195	0	2	0	0	0
28	Anthony Klein	6.75	1-0	1	0	0	0/0	0	1.1	2	1	1	1	2	1	0	0	6	.333	0	0	0	0	0
7	Kyle Miller	7.36	0-0	3	0	0	0/0	0	3.2	8	4	3	1	2	2	2	0	20	.400	0	0	0	0	0
27	Austin Williams	10.57	1-1	3	0	0	0/0	0	7.2	10	9	9	5	5	7	0	1	31	.323	1	0	0	1	1
25	Ethan Osborne	11.81	0-0	2	1	0	0/0	0	5.1	9	7	7	4	3	0	0	3	23	.391	1	2	0	2	0
26	Collin Wilma	13.50	0-1	2	2	0	0/0	0	4.2	9	7	7	4	2	3	0	1	22	.409	0	0	0	0	0
18	Noah Niznik	16.20	0-0	2	0	0	0/0	0	1.2	5	4	3	0	1	0	0	1	10	.500	0	0	0	0	1
30	Tommy Windt	99.00	0-0	1	0	0	0/0	0	0.0	1	4	3	2	1	0	0	1	2	.500	1	0	0	0	0
Totals		7.24	3-2	5	5	0	0/0	1	46.0	58	41	37	23	32	15	2	8	190	.305	4	5	0	4	2
Opponents		8.18	2-3	5	5	0	0/0	1	44.0	50	40	40	35	41	4	0	11	169	.296	2	6	0	2	4

PB - Team (1), Keck, A. 1, Opp (1). Pickoffs - Team (0), Opp (1). SBA/ATT - Keck, A. (4-4), Wilma, C. (2-2), Niznik, N. (1-1), Osborne, E. (1-1).

Southeast Missouri Pitching Statistics (Non-Conference Games)

Overall: 21-14 Home: 12-1 Away: 6-11 Neutral: 3-2

No.	Name	ERA	W-L	APP	GS	CG	SHO/CBO	SV	IP	H	R	ER	BB	SO	2B	3B	HR	AB	B/Avg.	WP	HBP	BK	SFA	SHA
20	Jason Rackers	5.04	3-2	9	7	0	0/0	0	44.2	47	27	25	16	40	7	0	8	173	.272	7	3	4	1	1
38	Hayden Malenfant	0.00	0-0	6	0	0	0/0	0	4.0	3	0	0	3	4	1	0	0	15	.200	0	1	0	1	0
34	Alex Esker	1.86	0-0	6	1	0	0/0	0	9.2	6	2	2	9	5	1	0	0	33	.182	0	1	0	1	0
7	Kyle Miller	2.01	3-2	12	0	0	0/0	3	22.1	21	8	5	7	22	4	2	1	89	.236	0	0	0	0	0
31	Blake Cisneros	2.08	3-0	16	0	0	0/0	1	17.1	11	5	4	10	21	2	0	0	59	.186	3	1	0	1	0
37	Hunter Ralls	4.11	2-1	13	1	0	0/0	0	30.2	38	20	14	10	24	7	1	4	128	.297	3	3	0	0	0
28	Anthony Klein	4.76	2-0	14	0	0	0/0	0	22.2	19	13	12	11	31	6	0	3	88	.216	5	4	0	0	0
27	Austin Williams	7.03	4-3	13	3	0	0/0	1	32.0	42	26	25	15	29	12	1	4	131	.321	3	0	1	2	1
18	Noah Niznik	7.92	1-0	9	5	0	0/0	0	25.0	38	24	22	11	21	9	0	6	111	.342	1	1	0	0	1
33	Bryce Grossius	7.92	0-1	12	7	0	0/0	0	30.2	40	29	27	17	29	5	0	11	131	.305	4	4	1	1	0
25	Ethan Osborne	10.12	1-1	12	3	0	0/0	0	21.1	37	25	24	9	20	4	1	6	97	.381	1	4	1	2	0
22	Jeb Callaghan	10.38	0-0	4	0	0	0/0	0	4.1	5	5	5	4	4	1	0	2	17	.294	0	0	0	1	0
44	Matt Perego	10.80	0-0	4	0	0	0/0	0	5.0	10	6	6	2	5	2	1	1	24	.417	0	3	0	0	0
24	Fischer Rausch	10.80	0-0	5	0	0	0/0	0	3.1	2	4	4	7	2	2	0	0	10	.200	1	0	0	1	1
30	Tommy Windt	11.03	2-2	10	4	0	0/0	0	23.2	32	31	29	13	29	7	3	5	98	.327	4	1	1	3	0
15	Joseph Karrall	13.50	0-0	1	0	0	0/0	0	1.1	3	2	2	0	0	0	0	1	7	.429	0	0	0	0	0
26	Collin Wilma	14.73	0-2	4	4	0	0/0	0	7.1	11	12	12	5	3	4	0	1	32	.344	1	4	0	0	0
55	Noah Stone	18.00	0-0	2	0	0	0/0	0	2.0	4	4	4	1	1	1	0	2	10	.400	1	0	0	0	0
Totals		6.50	21-14	35	35	0	0/0	5	307.1	369	243	222	150	290	75	9	55	1253	.294	34	30	8	14	4
Opponents		6.78	14-21	35	35	0	1/1	6	304.0	330	266	229	197	351	60	6	57	1200	.275	28	36	0	10	17

PB - Team (6), Keck, A. 4, Grant, W. 2, Opp (5). Pickoffs - Team (4), Williams, A. 1, Ralls, H. 1, Miller, K. 1, Grossius, B. 1, Opp (1). SBA/ATT - Keck, A. (30-34), Williams, A. (8-9), Grossius, B. (5-6), Windt, T. (4-6), Grant, W. (4-5), Rackers, J. (3-4), Stauss, T. (4-4), Ralls, H. (3-4), Niznik, N. (2-3), Osborne, E. (2-3), Wilma, C. (2-2), Esker, A. (2-2), Cisneros, B.



RECORDS

2023 SOUTHEAST MISSOURI BASEBALL



SEMOREDHAWKS.COM



2023 SOUTHEAST MISSOURI BASEBALL HONORS & AWARDS

OVC Regular-Season Titles

Year	Coach
2002	Mark Hogan
2014	Steve Bieser
2015	Steve Bieser
2016	Steve Bieser
2021	Andy Sawyers

OVC Tournament Titles

Year	Coach
1998	Mark Hogan
2002	Mark Hogan
2016	Steve Bieser
2021	Andy Sawyers
2022	Andy Sawyers

OVC Coach of the Year

2002	Mark Hogan
2014	Steve Bieser
2016	Steve Bieser
2021	Andy Sawyers

OVC Player of the Year

1995	Rex Crosnoe
2000	Jeremy Johnson
2001	Clemente Bonilla
2011	Trenton Moses
2012	Trenton Moses
2014	Matt Tellor

OVC Pitcher of the Year

1995	David Michel
1998	Ryan Spille
2001	Todd Pennington
2002	Brad Purcell
2003	Tim Alvarez
2014	Travis Hayes
2015	Joey Lucchesi
2016	Joey Lucchesi
2021	Dylan Dodd

OVC Rookie of the Year

2000	Jeffrey Hilz
2003	Justin Christian
2007	Jim Klocke
2010	Shae Simmons

First-Team All-OVC

1992	Todd Shylanski, C
1993	Rex Crosnoe, C
	Scott Pruneau, UT
1994	Rex Crosnoe, C
1995	Tom Bruer, 3B
	Rex Crosnoe, C
	David Michel, P
	Troy Pehle, P
	Kerry Robinson, OF
1996	Tom Bruer, UT
1997	LaMonte Collier, OF
1998	Ryan Spille, P
1999	Jeremy Johnson, OF
	Ryan Spille, P
2000	Lanson Debrock, P
	Jeffrey Hilz, P
	Jeremy Johnson, OF
	Darin Kinsolving, 1B
	Charlie Marino, OF
2001	Clemente Bonilla, 2B
	Zach Borowiak, SS
	Jeff Bourbon, C
2002	Vern Hatton, OF
	Brad Purcell, P
	Denver Stuckey, 3B
2003	Tim Alvarez, P
	Justin Christian, 2B
	Brian Hopkins, OF
2004	Brad Smith, P
2005	Eric Horstman, 3B
2006	Levi Olson, C
	Omar Padilla, 2B
2007	Asif Shah, UT
2008	Tyrell Cummings, OF

	Jim Klocke, C
	Matt Wagner, 1B
2009	Jim Klocke, C
	Tyrell Cummings, OF
2010	Jim Klocke, C
	Casey Jones, UT
	Shae Simmons, RP
2011	Trenton Moses, 3B
	Michael Adamson, OF
2012	Derek Gibson, OF
	Trenton Moses, 3B
2014	Derek Gibson, OF
	Travis Hayes, SP
	Matt Tellor, 1B
2015	Joey Lucchesi, SP
2016	Branden Boggetto, SS
	Chris Osborne, OF
	Garrett Gandolfo, DH
	Joey Lucchesi, SP
	Robert Beltran, SP
2017	Dan Holst, OF
2018	Justin Dirden, OF
	Trevor Ezell, INF
	Carlos Vega, RHP
2019	Tyler Wilber, SS
2021	Dylan Dodd, LHP
2022	Tyler Wilber, SS

Second-Team All-OVC

1992	Rhett Pierce, OF
1993	Darrell Dannenmueller, P
	Kerry Robinson, OF
1994	Mat Mitts, P
	Sherron Rives, SS
	Brian Schaeffer, OF
1995	Brian Schaeffer, OF
1996	LaMonte Collier, OF
	Rusty Curran, SS
1997	Mike Miller, UT
1998	Steve Lowe, SS
	Charlie Marino, OF
	Jason Swearingen, P
	Kyle Yount, 2B
1999	Dan Huesgen, P
2000	Kevin Meyer, OF
2002	Tim Alvarez, P
	Clemente Bonilla, 2B
	Zach Borowiak, SS
	Tristen McDonald, C
	Brandon Smith, P
2003	Zach Borowiak, SS
	Tristen McDonald, C
	Denver Stuckey, 3B
2004	Eric Horstman, IF
	Frank Montiel, OF
2007	Dustin Renfrow, P
2009	Louie Haseltine, DH
2010	Kenton Parmley, SS
	Louie Haseltine, OF
	Michael Adamson, OF
	Kyle Guimeny, P
2011	Jordan Underwood, P



Trenton Moses became only the third player in OVC history to win OVC Player of the Year honors two years in a row.



2012 Logan Mahon, P
Kenton Parmley, SS
Shae Simmons, P
2015 Ryan Rippee, 1B
Branden Boggetto, SS
Garrett Gandolfo, DH
Andy Lennington, UT
2016 Trevor Ezell, 2B
Clay Chandler, SP
2017 Brian Lees, C
Chris Osborne, OF
Justin Murphy, SP
Clay Chandler, SP
2021 Tyler Wilber, SS
2022 Brett Graber, OF
Andrew Keck, C
Kyle Miller, P
Jason Rackers, P

Honorable Mention

1994 Richie Pierce, P
1996 Shawn Clark, 1B
Jason Swearingen, P
1998 Darin Kinsolving, 3B
1999 Phil Warren, OF
Kyle Yount, 2B
2000 Tommy Thomas, P
2002 Mark Frazier, P
Brian Hopkins, OF
2004 Eric Bracamonte, SS

OVC All-Newcomer/Freshman Team

2006 Andrew Graham, IF
Aaron Rave, IF
2007 Nick Harris, OF
Jim Klockem, C
Josh Syberg, P
2008 Trenton Moses, 3B
2009 Kenton Parmley, SS
2010 Shae Simmons, RP
2012 Ryan Barnes, DH
Jason Blum, OF
Andy Lennington, UT
2013 Clayton Evans, OF
2015 Trevor Ezell, 3B
2017 Danny Wright, 2B
2019 Noah Niznik, LHP
2021 Kyle Miller, RHP
Collin Wilma, RHP
2022 Anthony Klein, P
Ethan Osborne, P

OVC All-Tournament Team

1995 Rex Crosnoe, C
Tom Breuer, INF
Kerry Robinson, OF
Brian Schaefer, OF
Larry Rothweil, P
1997 LaMonte Collier, INF
Kyle Yount, INF
Mike Miller, UT
Jason Swearingen, P

1998 Brad Hoehner, C
Steve Lowe, INF
Jeremy Johnson, OF (MVP)
Charlie Marino, OF
Phil Warren, OF
2000 Darin Kinsolving, INF
Jeremy Johnson, OF
Phil Warren, DH
Lanson Debrock, P
2002 Tristen McDonald, C
Clemente Bonilla, INF (MVP)
Zach Borowiak, INF
Vern Hatton, OF
Brad Purcell, P
2003 Gary Gilbert, INF
Tim Alvarez, P
2004 Ernie Bracamonte, INF
Gary Gilbert, INF
Eric Horstman, OF
Frankie Montiel, OF
Derek Herbig, P
2006 Dustin Pritchett, OF
2007 Jim Klocke, UT
2008 Jim Klocke, INF
Matt Wagner, INF
Matt Wulfers, DH
Dustin Renfrow, P
2009 Kenton Parmley, INF
2011 Casey Jones, INF
Kenton Parmley, INF
Brad LaBruyere, P
2012 Kenton Parmley, INF
2013 Jason Blum, INF
2014 Cole Bieser, OF
2015 Branden Boggetto, INF
Travis Hayes, P
Dalton Hewitt, OF
2016 Garrett Gandolfo, OF/INF
Hunter Leeper, INF
Dan Holst, OF
Chris Osborne, OF
Scott Mitchell, C
Joey Lucchesi, P (MVP)
2017 Danny Wright, INF
2021 Dylan Dodd, LHP
Peyton Leeper, 3B
Jevon Mason, LF
Kyle Miller, RHP
Wade Stauss, C (MVP)
Danny Wright, CF
2022 Lincoln Andrews, 1B
Blake Cisneros, P
Andrew Keck, C
Jevon Mason, OF
Jason Rackers, P (MVP)
Tyler Wilber, SS

All-Americans

1968 Keith Newcombe
Steve Vaughn
1976 Trae Hastings
Dan Wieser
Mark Amick
1982 Steve Williams
1983 Steve Williams
Lance Hemmer
1989 Dan Shy
1991 Todd Shylanski
1998 Jeff Bourbon
Ryan Spille
2000 Zach Borowiak
Jeremy Johnson
2001 Clemente Bonilla
Todd Pennington
2003 Tim Alvarez
Justin Christian
2004 Brad Smith
2007 Nick Harris
Jim Klocke
2009 Jim Klocke
2010 Jim Klocke
Shae Simmons
2011 Trenton Moses
2012 Trenton Moses
2014 Derek Gibson
Matt Tellor
Jason Blum
2015 Jason Blum
Trevor Ezell
2017 Danny Wright
2021 Dylan Dodd

Dick Howser Award Finalist

2014 Derek Gibson

Lowes Senior CLASS Award Finalist

2010 Jim Klocke

SEMO Athletics Hall of Fame

Joe Uhls (Class of 2002)
Steve Williams (Class of 2004)
Ryal Tibi (Class of 2006)
1976 Team (Class of 2006)
Kerry Robinson (Class of 2008)
Dale Meier (Class of 2010)
Clarence Bergman (Class of 2010)
Jeremy Johnson (Class of 2011)
Galen McSpadden (Class of 2012)
Don Metz (Class of 2014)
Trae Hastings (Class of 2015)
Mark Hogan (Class of 2015)
Jim Klocke (Class of 2016)
1998 Team (Class of 2017)
Todd Pennington (Class of 2018)
Joey Lucchesi (Class of 2021)
Trenton Moses (Class of 2021)



2023 SOUTHEAST MISSOURI BASEBALL SINGLE-SEASON HITTING

Games Played

1. Garrett Gandolfo, 2016	60
2. Brett Graber, 2022	59
Jevon Mason, 2022	59
Tyler Wilber, 2022	59
Branden Boggetto, 2016	59
Trevor Ezell, 2016	59
Dan Holst, 2016	59
Trevor Ezell, 2015	59
Branden Boggetto, 2015	59
Ryan Rippee, 2015	59
Dalton Hewitt, 2015	59
Jason Blum, 2013	59
Kody Campbell, 2012	59
Trenton Moses, 2012	59
Eric Horstman, 2005	59
Frank Montiel, 2005	59

Batting Average

(Minimum 70 At-Bats)

1. Dan Shy, 1989	.489
2. Chris Shadowens, 1986	.441
3. Todd Shylanski, 1991	.439
4. Dan Patterson, 1984	.438
5. Lon Steward, 1986	.433
6. Steve Vaughn, 1965	.429
7. LaMonte Collier, 1997	.426
8. Chris Janet, 1982	.418
9. Brent Wood, 1982	.415
10. Jeremy Johnson, 1999	.412

At-Bats

1. Trevor Ezell, 2015	246
2. Kenton Parmley, 2012	245
3. Trevor Ezell, 2016	242
Branden Boggetto, 2016	242
Branden Boggetto, 2015	242
6. Garrett Gandolfo, 2016	239
7. Michael Adamson, 2010	237
Kenton Parmley, 2010	237
9. Tyler Wilber, 2022	236
10. Matt Tellor, 2013	235

Runs Scored

1. Jevon Mason, 2022	72
2. Trevor Ezell, 2016	70
3. Kenton Parmley, 2010	67
4. Trevor Ezell, 2015	66
5. Branden Boggetto, 2016	64
Michael Adamson, 2011	64
7. Michael Adamson, 2010	63
8. Charlie Marino, 1998	62
9. Chris Osborne, 2017	61
Dan Holst, 2016	61
Eric Horstman, 2004	61
Jeremy Johnson, 2000	61

Hits

1. Michael Adamson, 2010	92
2. Derek Gibson, 2014	91
3. Matt Tellor, 2014	90
Kenton Parmley, 2010	90
5. Kenton Parmley, 2012	89
6. Trenton Moses, 2012	87
Kerry Robinson, 1995	87
Trevor Ezell, 2018	87
9. LaMonte Collier, 1997	86
10. Garrett Gandolfo, 2016	85
Jim Klocke, 2010	85

Doubles

1. Kevin Meyer, 2000	25
2. Branden Boggetto, 2015	23
Michael Adamson, 2010	23
4. Frank Montiel, 2004	22
Jim Klocke, 2010	22
6. Garrett Gandolfo, 2016	21
Jason Blum, 2013	21
8. Jim Klocke, 2009	20
Clemente Bonilla, 2001	20
LaMonte Collier, 1997	20
Tristen Gagan, 2018	20

Triples

1. Vern Hatton, 2002	9
2. Steve Vaughn, 1965	8
3. Scott Hopper, 1995	7
4. Trevor Ezell, 2015	6
5. Andy Lennington, 2014	5
Eric Horstman, 2004	5
Jeremy Johnson, 1999	5
Steve Lowe, 1999	5
Kerry Robinson, 1995	5
Steve Bieser, 1989	5
Dan Shy, 1989	5

Home Runs

1. Charlie Marino, 1998	21
2. Dan Patterson, 1985	20
3. Trenton Moses, 2012	19
Jeremy Johnson, 2000	19
5. Tyler Wilber, 2022	18
Brian Hopkins, 2003	18
Steve Williams, 1983	18
8. Andrew Keck, 2022	17
Louie Haseltine, 2010	17
Darin Kinsolving, 2000	17
Charlie Marino, 2000	17
Kerry Kumer, 1987	17

Runs Batted In

1. Tyler Wilber, 2022	74
2. Matt Tellor, 2014	71
3. Derek Gibson, 2014	70
4. Andrew Keck, 2022	68
Justin Dirden, 2018	68
6. Brian Schaefer, 1995	67
7. Jim Klocke, 2010	66
Casey Jones, 2010	66
9. Charlie Marino, 2000	64
Tristen Gagan, 2018	64

Walks

1. Clemente Bonilla, 2001	61
2. Dan Holst, 2016	55
3. Clemente Bonilla, 2002	54
4. Trevor Ezell, 2016	53
Clemente Bonilla, 1999	53
6. Dan Holst, 2017	49
7. Jevon Mason, 2022	44
8. Garrett Gandolfo, 2016	43
Trenton Moses, 2012	42
Jeremy Johnson, 2000	42

Strikeouts

1. Lincoln Andrews, 2022	78
2. Bo Jenkins, 2004	70
3. Brett Graber, 2022	64
4. Justin Dirden, 2018	61
5. Ryan Rippee, 2015	60
6. Cole Bieser, 2012	59
7. Wade Stauss, 2018	58
8. Daniel Schuh, 2006	57
9. Joel Vaske, 2022	56
10. Brandon Boggetto, 2013	54
Louie Haseltine, 2010	54
Robert Kern, 1998	54

Hit By Pitch

1. Jason Blum, 2013	23
2. Jason Blum, 2015	18
Jason Blum, 2014	18
Trenton Moses, 2012	18
Peyton Faulkner, 2018	18
6. Jeremy Johnson, 1998	15
Charlie Marino, 1998	15
Hunter Southerland, 2019	15
Wade Stauss, 2021	15
9. Omar Padilla, 2006	14
Jim Gerwitz, 1997	14

Total Bases

1. Trenton Moses, 2012	162
2. Brian Hopkins, 2003	160
3. Matt Tellor, 2014	153
4. Jeremy Johnson, 2000	151
5. Tyler Wilber, 2022	146
Jim Klocke, 2010	146
7. Vern Hatton, 2002	144
Charlie Marino, 1998	144
9. Andrew Keck, 2022	143
Kenton Parmley, 2012	143

Slugging Percentage

(Minimum 70 At-Bats)

1. Dan Shy, 1989	.965
2. Steve Vaughn, 1965	.943
3. Dan Patterson, 1985	.854
4. Kerry Kumer, 1987	.853
5. Dan Patterson, 1984	.850
6. Chris Shadowens, 1986	.832
7. Steve Williams, 1982	.823
8. Steve Williams, 1983	.814
9. Brian Hopkins, 2003	.792
10. Jeremy Johnson, 2000	.770

On-Base Percentage

(Minimum 70 At-Bats)

1. Clemente Bonilla, 2001	.564
2. Dan Shy, 1989	.549
3. Steve Vaughn, 1965	.545
4. Trenton Moses, 2012	.531
5. Lon Steward, 1985	.519
6. Todd Shylanski, 1991	.516
7. Jeremy Johnson, 2000	.514
8. Dan Holst, 2017	.509
9. Trenton Moses, 2011	.502
10. Darin Kinsolving, 2000	.498

Stolen Bases

1. Doug Muench, 1986	33
2. LaMonte Collier, 1997	24
3. Trevor Ezell, 2016	23
Jason Blum, 2014	23
Lance Craft, 1997	23
6. Dan Holst, 2016	22
7. Connor Basler, 2019	21
8. Kerry Robinson, 1995	20
Rhett Pierce, 1992	20
Tony Gongwer, 1986	20
Mark Amick, 1976	20

Consecutive Streaks

Longest Hitting Streak	47 games
Kenton Parmley (2012); 3rd longest in NCAA history	
Reaching Base Safely	79 games
Trenton Moses	

Last Time it Happened

Hit for the Cycle	Chris Osborne at Austin Peay (4/10/16)
Played Nine Defensive Positions	Hunter Leeper vs. Belmont (5/21/16)

2023 SOUTHEAST MISSOURI BASEBALL

CAREER HITTING



Games Started

1. Connor Basler, 2017-21	225
2. Kenton Parmley, 2009-12	217
3. Jeremy Johnson, 1997-00	216
4. Jim Klocke, 2007-10	213
Zach Borowiak, 2000-03	213
Clemente Bonilla, 1999-02	213
Jeff Bourbon, 1998-01	213
8. Danny Wright, 2017-21	212
9. Jason Blum, 2012-15	210
10. Denver Stuckey, 2000-03	205

Batting Average

(Minimum 200 At-Bats)

1. Dan Shy, 1988-89	.426
2. Lon Steward, 1985-86	.406
3. Todd Shylanski, 1991-92	.387
Dan Patterson, 1984-86	.384
5. Doug Muench, 1985-86	.377
6. LaMonte Collier, 1996-97	.376
7. Michael Adamson, 2010-11	.373
8. Tyler Wilber, 2019-22	.366
9. Casey Jones, 2010-11	.362
Jim Klocke, 2007-10	.362

At-Bats

1. Kenton Parmley, 2009-12	882
2. Danny Wright, 2017-21	831
3. Zach Borowiak, 2000-03	830
4. Jason Blum, 2012-15	806
Andy Lennington, 2012-15	806
6. Jeremy Johnson, 1997-00	800
7. Jim Klocke, 2007-10	782
8. Branden Boggetto, 2013-16	777
9. Connor Basler, 2017-21	775
10. Jeff Bourbon, 1998-01	754

Runs Scored

1. Jeremy Johnson, 1997-00	214
2. Kenton Parmley, 2009-12	206
Jim Klocke, 2007-10	206
4. Trevor Ezell, 2015-18	194
5. Jason Blum, 2012-15	193
6. Denver Stuckey, 2000-03	178
7. Clemente Bonilla, 1999-02	172
8. Trenton Moses, 2008-12	159
9. Branden Boggetto, 2013-16	158
10. Tyler Wilber, 2019-22	154

Hits

1. Kenton Parmley, 2008-12	302
2. Jeremy Johnson, 1997-00	287
3. Jim Klocke, 2007-10	283
4. Zach Borowiak, 2000-03	271
5. Tyler Wilber, 2019-22	262
6. Trevor Ezell, 2015-18	251
7. Andy Lennington, 2012-15	246
8. Trenton Moses, 2008-12	244
9. Danny Wright, 2017-21	240
10. Denver Stuckey, 2000-03	237

Doubles

1. Zach Borowiak, 2000-03	68
2. Jeremy Johnson, 1997-00	65
3. Jeff Bourbon, 1998-01	62
4. Branden Boggetto, 2013-16	61
5. Jim Klocke, 2007-10	59
Clemente Bonilla, 1999-02	59
7. Denver Stuckey, 2000-03	56
8. Andy Lennington, 2012-15	55
9. Tyler Wilber, 2019-22	53
10. Kenton Parmley, 2009-12	51

Triples

1. Vern Hatton, 2001-02	13
Trevor Ezell, 2015-18	13
3. Jeremy Johnson, 1997-00	11
Scott Hopper, 1994-96	11
Steve Vaughn, 1965-67	11
6. Andy Lennington, 2012-15	10
Jeff Steffens, 1987-90	10
8. Don Metz, 1967-70	9
Nick Harris, 2007-11	9
10. Kerry Robinson, 1993-95	8
Brian Moeglin, 1991-94	8
Chris Janet, 1981-84	8

Home Runs

1. Steve Williams, 1981-84	52
2. Jeremy Johnson, 1997-00	49
Darin Kinsolving, 1997-00	49
4. Dan Patterson, 1984-86	40
5. Charlie Marino, 1998-00	39
6. Trenton Moses, 2008-12	36
7. Jeff Bourbon, 1998-01	34
8. Kenton Parmley, 2008-12	32
Jim Klocke, 2007-10	32
10. Matt Wagner, 2007-09	31
Brian Hopkins, 2001-03	31

Runs Batted In

1. Jim Klocke, 2007-10	190
2. Jeremy Johnson, 1997-00	184
3. Tyler Wilber, 2019-22	175
4. Steve Williams, 1981-84	167
5. Branden Boggetto, 2013-16	164
6. Trenton Moses, 2008-12	163
7. Jeff Bourbon, 1998-01	161
8. Darin Kinsolving, 1997-00	157
9. Andy Lennington, 2012-15	155
10. Zach Borowiak, 2000-03	154

Walks

1. Clemente Bonilla, 1999-02	207
2. Jason Blum, 2012-15	123
3. Trevor Ezell, 2015-18	122
4. Jim Klocke, 2007-10	121
5. Jeremy Johnson, 1997-00	117
6. Darin Kinsolving, 1997-00	116
7. Dan Holst, 2016-17	104
8. Trenton Moses, 2008-12	103
9. Danny Wright, 2017-21	100
10. Tyler Wilber, 2019-22	97
Trevor Ezell, 2015-present	97

Hit By Pitch

1. Jason Blum, 2012-15	68
2. Trenton Moses, 2008-2012	49
3. Danny Wright, 2017-21	35
4. Connor Basler, 2017-21	30
5. Wade Stauss, 2018-21	28
4. Omar Padilla, 2006-07	27
Jeremy Johnson, 1997-00	27
6. Peyton Faulkner, 2018-19	26
7. Daryl Graham, 2006-07	25
Darin Kinsolving, 1997-00	25
Tom Breuer, 1993-96	25

Total Bases

1. Jeremy Johnson, 1997-00	521
2. Kenton Parmley, 2009-12	457
3. Jim Klocke, 2007-10	442
4. Zach Borowiak, 2000-03	425
5. Tyler Wilber, 2019-22	414
6. Trenton Moses, 2008-12	406
7. Darin Kinsolving, 1997-00	389
8. Jeff Bourbon, 1998-01	387
9. Branden Boggetto, 2013-16	376
10. Trevor Ezell, 2015-18	370

Slugging Percentage

(Minimum 200 At-Bats)

1. Dan Patterson, 1984-86	.815
2. Dan Shy, 1988-89	.760
3. Steve Williams, 1981-84	.745
4. Lon Steward, 1985-86	.721
5. Justin Dirden, 2018-20	.708
6. Charlie Marino, 1998-00	.677
7. Todd Shylanski, 1991-92	.675
8. Chris Osborne, 2016-17	.651
Jeremy Johnson, 1997-00	.651
10. Louie Haseltine, 2008-11	.631

On-Base Percentage

(Minimum 200 At-Bats)


1. Dan Shy, 1988-89	.505
2. Lon Steward, 1985-86	.498
3. Dan Holst, 2016-17	.492
4. Steve Bieser, 1988-89	.478
5. Clemente Bonilla, 1999-02	.472
6. Jeff Morris, 1983-84	.463
7. Todd Shylanski, 1991-92	.462
8. Dan Patterson, 1984-86	.459
9. Jim Klocke, 2007-10	.458
Russ Deal, 1979-82	.458

Stolen Bases

1. Connor Basler, 2017-21	53
2. Denver Stuckey, 2000-03	52
3. Jeremy Johnson, 1997-00	50
4. Jason Blum, 2012-15	48
Trevor Ezell, 2015-18	48
6. Kerry Robinson, 1993-95	46
Kenton Parmley, 2009-23	46
8. Andrew Keck, 2019-22	45
Danny Wright, 2017-21	45
10. Doug Muench, 1985-86	44

Single-Game Records

At-Bats	8, Omar Padilla at Austin Peay (4/22/07)	Walks	5, by Clemente Bonilla at Austin Peay (5/19/00)	Stolen Bases	4, by Lance Craft at Murray State (3/16/97)
Hits	6, 3x, last by Branden Boggetto at UT Martin (3/25/16)	Runs Scored	5, 7x, last by Jason Blum at Austin Peay (4/13/14)	Strikeouts	4, 23x, last by Joel Vaske vs. Arkansas State (4/5/22)
Triples	2, 8x, last by Caleb Feuerstake vs. Northern Illinois (2/22/20)	Doubles	3, 12x, last by Ryan Rippee at UT Martin (3/22/16)		
RBI	9, by Dan Shy at Lincoln (4/21/89)	Home Runs	4, by Scott Pruneau at Austin Peay (4/13/14)		



Jim Klocke



2023 SOUTHEAST MISSOURI BASEBALL SINGLE-SEASON PITCHING

Earned Run Average

(Minimum 40 Innings Pitched)

1. Mike Payne, 1970	1.30
2. Todd Pennington, 2001	1.33
3. Trae Hastings, 1978	1.38
4. Galen McSpadden, 1973	1.47
5. Galen McSpadden, 1974	1.53
6. Kenny Reinagel, 1984	1.64
7. Jeff Hilz, 2000	1.71
8. Jerry Payne, 1972	1.73
9. Mike Payne, 1972	1.88
10. Steve Hosick, 1977	1.93

Wins

1. Tim Alvarez, 2003	14
2. Brad Purcell, 2002	12
Brandon Smith, 2002	12
Todd Pennington, 2001	12
5. Ryan Spille, 1998	11
Brian Harper, 1988	11
7. Joey Lucchesi, 2016	10
Ryan Spille, 1999	10
Jim Parks, 1989	10
Lee Lummus, 1987	10

Losses

1. Jamie McAlister, 2006	12
2. John Jarvis, 1992	10
3. Casey Johnson, 2005	9
Jamie McAlister, 2005	9
5. Tommy Thomas, 2001	8
Zack Smith, 2012	8
7. Jamie McAlister, 2005	7
Anthony Maupin, 2004	7
David Michel, 1997	7
Dave Siboda, 1997	7
Kerry McMahon, 1994	7
Dave Gronowski, 1981	7

Saves

1. Brad Smith, 2004	11
2. Logan Mahon, 2011	8
Hal Hempe, 1987	8
4. Bobby Hurst, 2013	7
Jim Klocke, 2009	7
6. Kyle Miller, 2022	6
Austin Williams, 2021	6
Carlos Vega, 2017	6
Brady Wright, 2014	6
10. Justin Murphy, 2016	5
Shae Simmons, 2011	5
Shae Simmons, 2010	5
Mark Frazier, 2002	5
Jeff Hunt, 1976	5
Dan Bergholdt, 2018	5

Games Started

1. Dave Jorn, 1976	19
2. Casey Johnson, 2005	17
Brad Purcell, 2002	17
Jason Swearingen, 1998	17
5. Joey Lucchesi, 2016	16
Robert Beltran, 2016	16
Will Spitzfaden, 2013	16
Derek Herbig, 2005	16
Dan Huesgen, 2000	16
John Jarvis, 1992	16

Appearances

1. Jared Waldhoff, 2017	30
Bobby Hurst, 2013	30
Brad Smith, 2004	30
4. Tony Zerrusen, 2013	29
Casey Johnson, 2005	29
6. Jake Busiek, 2016	28
Skylar Cobb, 2013	28
Jamie McAlister, 2005	28
Jeff Hilz, 2000	28
10. Blake Cisneros, 2022	27
Justin Murphy, 2016	27
Jeff Hilz, 2001	27

Shutouts

1. Trae Hastings, 1976	4
2. Asif Shah, 2007	3
Tim Alvarez, 2003	3
Todd Pennington, 2001	3
Dan Huesgen, 1999	3
6. 12 pitchers tied	2
(Last by Dustin Renfrow, 2007)	

Complete Games

1. Jason Swearingen, 1998	9
Lance Hemmer, 1983	9
3. Ryan Spille, 1999	8
Ryan Spille, 1998	8
Brian Harper, 1988	8
Dan Stroud, 1983	8
Trae Hastings, 1976	8
8. 7 pitchers tied	7
(Last by Anthony Maupin, 2004)	

Innings Pitched

1. Brad Purcell, 2002	117.0
2. Joey Lucchesi, 2016	111.0
3. Jason Swearingen, 1998	110.0
4. Jamie McAlister, 2006	109.1
5. Ryan Spille, 1998	109.0
6. Tim Alvarez, 2003	108.1
7. Ryan Spille, 1999	104.1
8. Anthony Maupin, 2004	103.1
9. Lanson Debrock, 2000	99.1
10. Joey Evans, 2005	98.1

Strikeouts

1. Joey Lucchesi, 2016	149
2. Ryan Spille, 1998	130
3. Todd Pennington, 2001	121
4. Dylan Dodd, 2021	120
5. Brad Purcell, 2002	102
6. Clay Chandler, 2016	96
7. Brian Harper, 1988	94
8. Joey Lucchesi, 2015	93
9. Alex Winkelman, 2015	92
Tommy Thomas, 2000	92

Strikeouts (9 innings)

(Minimum 40 Innings Pitched)

1. Galen McSpadden, 1973	12.14
2. Joey Lucchesi, 2016	12.08
3. Hal Hempen, 1987	12.02
4. Jon Nourie, 2003	11.62
5. Jeff Hilz, 2001	11.60
6. Todd Pennington, 2001	11.46
7. Tommy Thomas, 2000	11.39
8. Ralph Hachman, 1965	11.38
9. Dylan Dodd, 2021	11.22
10. Jake Busiek, 2016	11.07

Walks Allowed

1. Casey Johnson, 2005	59
2. Joe Schulte, 1985	53
3. Alex Winkelman, 2015	51
4. Derek Herbig, 2005	52
Mike Fitch, 2004	52
Shae Simmons, 2012	52
7. Ryan Spille, 1998	50
John Jarvis, 1992	50
9. Joey Lucchesi, 2015	47
10. Asif Shah, 2006	46

Walks (9 innings)

(Minimum 40 Innings Pitched)

1. Jason Swearingen, 1998	1.39
2. Dylan Dodd, 2021	1.59
3. Max Mitts, 1994	1.60
4. Troy Pehle, 1995	1.61
5. Will Spitzfaden, 2013	1.86
6. Dan Huesgen, 1999	1.88
7. Justin Murphy, 2017	1.89
Jamie McAlister, 2006	1.89
Jeff Bohnert, 1986	1.89
10. Clay Chandler, 2016	1.94



Shae Simmons



Joey Lucchesi

**Earned Run Average***(Minimum 100 Innings Pitched)*

1. Dave Jorn, 1975-76	2.24
2. Trae Hastings, 1975-78	2.30
3. Kenny Reinagel, 1982-84	2.41
4. Jeff Hilz, 2000-01	2.42
5. Joey Lucchesi, 2015-16	2.62
6. Galen McSpadden, 1971-74	2.65
7. Tim Alvarez, 2002-03	2.82
8. Todd Pennington, 1999-01	2.83
9. Tim Smith, 1975-76	2.88
10. Mike Payne, 1969-72	2.90
Carlos Vega, 2017-18	2.90

Wins

1. Lee Lummus, 1986-89	28
2. Jason Swearingen, 1995-98	27
3. Dan Huesgen, 1997-00	22
Trae Hastings, 1975-78	22
5. Ryan Spille, 1998-99	21
Jim Parks, 1987-91	21
Brian Harper, 1986-88	21
8. Tim Alvarez, 2002-03	19
9. David Michel, 1995-97	18
Galen McSpadden, 1971-74	18

Losses

1. Jamie McAlister, 2005-06	20
2. Jason Swearingen, 1995-98	17
3. Lanson Debrock, 1997-00	16
4. David Michel, 1995-97	15
Troy Pehle, 1994-97	15
6. Zack Smith, 2012-13	14
John Jarvis, 1991-92	14
D. Dannenmueller, 1990-93	14
9. Anthony Maupin, 2004-06	13
Dan Huesgen, 1997-00	13
Jim Parks, 1987-91	13
Keith Boeller, 1980-83	13

Saves

1. Brad Smith, 2003-05	13
2. Kyle Miller, 2021-pr.	11
3. Shae Simmons, 2010-12	10
Hal Hempen, 1986-87	10
5. Bobby Hurst, 2012-13	9
6. Austin Williams, 2021-22	8
Jim Klocke, 2007-09	8
Logan Mahon, 2010-11	8
Aaron Stretch, 2018-19	8
9. Matthew Wade, 2015-18	7
Brady Wright, 2014-16	7
Troy Pehle, 1994-97	7

Games Started

1. Jason Swearingen, 1995-98	56
2. Derek Herbig, 2004-06	39
David Michel, 1995-97	39
Lee Lummus, 1986-89	39
5. Noah Niznik, 2019-pr.	38
Dan Huesgen, 1997-00	38
7. Alex Winkelman, 2013-15	35
8. Lanson Debrock, 1997-00	34
9. Dylan Dodd, 2019-21	33
Jim Parks, 1987-91	33
Trae Hastings, 1975-78	33

Appearances

1. Alex Siddle, 2013-16	80
2. Jason Swearingen, 1995-98	76
3. Dan Huesgen, 1997-00	70
4. Lanson Debrock, 1997-00	69
5. Josh Parham, 2005-07	66
Troy Pehle, 1994-97	66
7. Christian Hull, 2011-14	65
Brandon Smith, 1999-02	65
Matthew Wade, 2015-18	65
10. Shae Simmons, 2010-12	63

Shutouts

1. Trae Hastings, 1975-78	5
2. Asif Shah, 2006-07	3
Tim Alvarez, 2002-03	3
Todd Pennington, 1999-01	3
Dan Huesgen, 1997-00	3
Ryan Spille, 1998-99	3
Doug Baker, 1990-91	3
Lance Hemmer, 1982-84	3
Kenny Reinagel, 1982-84	3
Keith Boeller, 1980-83	3

Complete Games

1. Trae Hastings, 1975-78	24
2. Jason Swearingen, 1995-98	21
3. Ryan Spille, 1998-99	16
4. Jim Parks, 1987-91	15
Keith Boeller, 1980-83	15
6. Brian Harper, 1986-88	14
7. Anthony Maupin, 2004-06	13
8. Lee Lummus, 1986-89	12
Lance Hemmer, 1982-84	12
Dan Stroud, 1981-83	12
Galen McSpadden, 1971-74	12

Innings Pitched

1. Jason Swearingen, 1995-98	368.1
2. Dan Huesgen, 1997-00	283.1
3. David Michel, 1995-97	247.0
4. Lee Lummus, 1986-89	246.1
5. Jim Parks, 1987-91	240.0
6. Lanson Debrock, 1997-00	235.1
7. Trae Hastings, 1975-78	234.1
8. Alex Winkelman, 2013-15	229.1
9. Ryan Spille, 1998-99	213.1
10. Brian Harper, 1986-88	207.1

Strikeouts


1. Joey Lucchesi, 2015-16	242
2. Trae Hastings, 1975-78	239
3. Dylan Dodd, 2019-21	233
4. Ryan Spille, 1998-99	215
5. Brian Harper, 1986-88	209
6. Alex Winkelman, 2013-15	204
Galen McSpadden, 1971-74	204
8. Dan Huesgen, 1997-00	201
Jason Swearingen, 1995-98	201
10. Jim Parks, 1987-91	196

Strikeouts (9 innings)*(Minimum 100 Innings Pitched)*

1. Joey Lucchesi, 2015-16	10.94
2. Carlos Vega, 2017-18	10.81
3. Jeff Hilz, 2000-01	10.78
4. Todd Pennington, 1999-01	10.54
5. Dylan Dodd, 2019-21	10.53
6. Joe Schulte, 1984-85	10.20
7. Tommy Thomas, 2000-01	10.06
8. Shae Simmons, 2010-12	9.98
9. Galen McSpadden, 1971-74	9.32
10. Trae Hastings, 1975-78	9.18

Walks Allowed (9 innings)*(Minimum 100 Innings Pitched)*

1. Max Mitts, 1993-94	1.81
2. Dylan Dodd, 2019-21	2.08
3. Clay Chandler, 2016-17	2.13
Jason Swearingen, 1995-98	2.13
4. Justin Murphy, 2016-17	2.33
6. Jeff Bohnert, 1985-86	2.35
7. Jamie McAlister, 2005-06	2.50
8. Dustin Renfrow, 2007-08	2.60
9. Dan Huesgen, 1997-00	2.64
10. Kyle Guimeny, 2009-10	2.76
Tim Alvarez, 2002-03	2.76

Returnees in **Bold****Jason Swearingen****Single-Game Records**

Strikeouts	17, 2x, last by Joey Lucchesi vs. Murray State (4/28/16)
Innings Pitched	11, by Tom Reinagel (4/19/71)



2023 SOUTHEAST MISSOURI BASEBALL ANNUAL LEADERS

Hitting

Batting Average

1959	.333 - Black
1960	.351 - Probst, Ron
1961	.367 - Plassmeyer, Kenneth
1962	.282 - Wadlington, Gary
1963	.400 - Newcomb, Keith
1964	.406 - Wadlington, Gary
1965	.429 - Vaughn, Steve
1966	.274 - Steimle, Doug
1967	.333 - Metz, Don
1968	.318 - Vaughn, Steve
1969	.299 - Metz, Don
1970	.351 - Metz, Don
1971	.343 - Wallace, Ron
1972	.377 - Auer, Ron
1973	.319 - Wengert, Gary
1974	.382 - Amick, Mark
1975	.333 - Dambach, Grant
1976	.348 - Amick, Mark
1977	.328 - Samples, Mike
1978	.370 - Basta, Ed
1979	.361 - Schatzley, Bill
1980	.344 - Dohogne, Rick
1981	.355 - Deal, Russ
1982	.418 - Janet, Chris
1983	.378 - Daily, Rick
1984	.438 - Patterson, Dan
1985	.376 - Steward, Lon
1986	.441 - Shadowens, Chris
1987	.397 - Stucker, Gary
1988	.350 - Steffens, Jeff
1989	.489 - Shy, Dan
1990	.361 - Thomas, Scott
1991	.439 - Shylanski, Todd
1992	.362 - Pierce, Rhett
1993	.350 - Pruneau, Scott
1994	.329 - Crosnoe, Rex
1995	.385 - Robinson, Kerry
1996	.358 - Curran, Rusty
1997	.426 - Collier, Lamonte
1998	.351 - Yount, Kyle
1999	.412 - Johnson, Jeremy
2000	.408 - Johnson, Jeremy
2001	.382 - Bonilla Jr., Clemente
2002	.369 - Hatton, Vern
2003	.401 - Hopkins, Brian
2004	.368 - Horstman, Eric
2005	.352 - Horstman, Eric
2006	.337 - Padilla, Omar

2007	.325 - Padilla, Omar
2008	.357 - Klocke, Jim
2009	.394 - Klocke, Jim
2010	.398 - Jones, Casey
2011	.395 - Moses, Trenton
2012	.408 - Moses, Trenton
2013	.345 - Hewitt, Dalton
2014	.403 - Gibson, Derek
2015	.333 - Lennington, Andy
2016	.367 - Osborne, Chris
2017	.376 - Wright, Danny
2018	.377 - Ezell, Trevor
2019	.383 - Wilber, Tyler
2020	.414 - Dirden, Justin
2021	.378 - Wilber, Tyler
2022	.331 - Wilber, Tyler

Slugging Percentage

1965	.943 - Vaughn, Steve
1966	.467 - Steimle, Doug
1967	.513 - Metz, Don
1968	.500 - Metz, Don
1969	.486 - Metz, Don
1970	.581 - Metz, Don
1971	.610 - Auer, Ron
1972	.705 - Auer, Ron
1973	.429 - Amick, Mark
1974	.490 - Amick, Mark
1975	.473 - Dambach, Grant
1976	.553 - Wieser, Dan
1977	.675 - Wieser, Dan
1978	.646 - Murphy, Dan
1979	.514 - Dohogne, Rick
1980	.600 - Williams, Joe
1981	.709 - Deal, Russ
1982	.823 - Williams, Steve
1983	.814 - Williams, Steve
1984	.850 - Patterson, Dan
1985	.854 - Patterson, Dan
1986	.832 - Shadowens, Chris
1987	.853 - Kumer, Kerry
1988	.516 - DeFere, Dean
1989	.965 - Shy, Dan
1990	.585 - Edwards, Tim
1991	.764 - Shylanski, Todd
1992	.581 - Shylanski, Todd
1993	.490 - Pruneau, Scott
1994	.515 - Crosnoe, Rex
1995	.636 - Schaefer, Brian
1996	.573 - Clark, Shawn
1997	.663 - Collier, Lamonte
1998	.727 - Marino, Charlie

1999	.727 - Johnson, Jeremy
2000	.770 - Johnson, Jeremy
2001	.645 - Bonilla Jr., Clemente
2002	.649 - Hatton, Vern
2003	.792 - Hopkins, Brian
2004	.568 - Montiel, Frankie
2005	.481 - Lawson, Brent
2006	.515 - Payne, Jordan
2007	.514 - Padilla, Omar
2008	.582 - Harris, Nick
2009	.667 - Haseltine, Louie
2010	.635 - Klocke, Jim
2011	.672 - Moses, Trenton
2012	.761 - Moses, Trenton
2013	.496 - Blum, Jason
2014	.657 - Tellor, Matt
2015	.583 - Boggetto, Branden
2016	.741 - Osborne, Chris
2017	.601 - Holst, Dan
2018	.665 - Dirden, Justin
2019	.531 - Wilber, Tyler
2020	.900 - Dirden, Justin
2021	.542 - Wilber, Tyler
2022	.638 - Keck, Andrew

On Base Percentage

1959	.333 - Black
1960	.351 - Probst, Ron
1961	.367 - Plassmeyer, Kenneth
1962	.282 - Wadlington, Gary
1963	.400 - Newcomb, Keith
1964	.406 - Wadlington, Gary
1965	.545 - Vaughn, Steve
1966	.274 - Steimle, Doug
1967	.333 - Metz, Don
1968	.316 - Metz, Don
1969	.299 - Metz, Don
1970	.448 - Metz, Don
1971	.437 - Drury, Mark
1972	.513 - Auer, Ron
1973	.250 - Amick, Mark
1974	.447 - Amick, Mark
1975	.415 - Dambach, Grant
1976	.443 - Amick, Mark
1977	.445 - Wieser, Dan
1978	.474 - Basta, Ed
1979	.440 - Dohogne, Rick
1980	.442 - Thompson, Jay
1981	.467 - Deal, Russ
1982	.496 - Wood, Brent
1983	.490 - Morris, Jeff
1984	.495 - Patterson, Dan

1985	.519 - Steward, Lon
1986	.488 - Shadowens, Chris
1987	.462 - Sandheinric, Kelly
1988	.453 - Bieser, Steve
1989	.549 - Shy, Dan
1990	.434 - Thomas, Scott
1991	.516 - Shylanski, Todd
1992	.456 - Pierce, Rhett
1993	.426 - Crosnoe, Rex
1994	.413 - Crosnoe, Rex
1995	.475 - Crosnoe, Rex
1996	.427 - Curran, Rusty
1997	.496 - Collier, Lamonte
1998	.444 - Marino, Charlie
1999	.463 - Johnson, Jeremy
2000	.514 - Johnson, Jeremy
2001	.564 - Bonilla Jr., Clemente
2002	.494 - Bonilla Jr., Clemente
2003	.465 - Hopkins, Brian
2004	.443 - Horstman, Eric
2005	.433 - Horstman, Eric
2006	.424 - Rave, Aaron
2007	.443 - Klocke, Jim
2008	.469 - Klocke, Jim
2009	.484 - Klocke, Jim
2010	.449 - Campbell, Kody
2011	.502 - Moses, Trenton
2012	.531 - Moses, Trenton
2013	.453 - Blum, Jason
2014	.445 - Tellor, Matt
2015	.442 - Blum, Jason
2016	.475 - Holst, Dan
2017	.509 - Holst, Dan
2018	.442 - Ezell, Trevor
2019	.480 - Wilber, Tyler
2020	.494 - Wilber, Tyler
2021	.447 - Mason, Jevon
2022	.438 - Mason, Jevon

At-Bats

1959	39 - Jorgenson
1960	42 - Plassmeyer, Ken
1961	62 - Turk, Jim
1962	71 - Wadlington, Gary
1963	77 - Wadlington, Gary
1964	65 - Turk, Jim
1965	71 - Wadlington, Gary
1966	63 - Kesterson, Al
1967	80 - Vaughn, Steve
1968	76 - Metz, Don
1969	67 - Metz, Don
1970	74 - Metz, Don

2023 SOUTHEAST MISSOURI BASEBALL ANNUAL LEADERS



1971 77 - Auer, Ron
1972 68 - Drury, Mark
1973 56 - Dambach, Mike
1974 102 - Amick, Mark
1975 93 - Dambach, Grant
1976 147 - Dambach, Grant
1977 131 - Samples, Mike
1978 82 - Murphy, Dan
1979 70 - Dohogne, Rick
1980 133 - Miller, Blake
1981 117 - Williams, Steve
1982 134 - Janet, Chris
1983 129 - Williams, Steve
129 - Janet, Chris
1984 102 - Morris, Jeff
1985 139 - Muench, Doug
1986 152 - Gongwer, Tony
1987 126 - Giegling, Jim
126 - Stucker, Gary
1988 157 - Steffens, Jeff
1989 141 - Shy, Dan
1990 143 - Steffens, Jeff
1991 162 - Pruneau, Scott
1992 166 - Layton, Aaron
1993 143 - Pruneau, Scott
1994 177 - Robinson, Kerry
1995 226 - Robinson, Kerry
1996 179 - Curran, Rusty
1997 205 - Johnson, Jeremy
1998 228 - Yount, Kyle
1999 203 - Yount, Kyle
2000 211 - Meyer, Kevin
2001 211 - Borowiak, Zach
2002 229 - Stuckey, Denver
2003 216 - Stuckey, Denver
2004 229 - Bracamonte, Ernie
2005 227 - Horstman, Eric
2006 199 - Graham, Darryl
2007 228 - Harris, Nick
2008 225 - Cummings, Tyrell
2009 202 - Cummings, Tyrell
2010 237 - Parmley, Kenton
237 - Adamson, Michael
2011 227 - Parmley, Kenton
2012 245 - Parmley, Kenton
2013 235 - Tellor, Matt
2014 233 - Tellor, Matt
2015 246 - Ezell, Trevor
2016 242 - Ezell, Trevor
242 - Boggetto, Branden
2017 229 - Osborne, Chris
2018 231 - Ezell, Trevor

231 - Gagan, Tristen
2019 209 - Wilber, Tyler
2020 78 - Wright, Danny
2021 205 - Keck, Andrew
2022 236 - Wilber, Tyler

Runs Scored

1959 8 - O'Connor, Gerald
8 - Jorgenson
8 - Plassmeyer, Ken
1965 26 - Vaughn, Steve
1966 11 - Vaughn, Steve
11 - Brune, Greg
11 - Kesterson, Al
1967 20 - Reid, Bill
1968 15 - Metz, Don
1969 14 - Roll, Lee
1970 17 - Metz, Don
1971 16 - Auer, Ron
1972 18 - Auer, Ron
1973 11 - Landgraf, Jeff
1974 22 - Amick, Mark
1975 23 - Dambach, Grant
1976 39 - Wieser, Dan
1977 35 - Wieser, Dan
1978 25 - Basta, Ed
1979 17 - Samples, Mike
1980 26 - Dohogne, Rick
1981 33 - Deal, Russ
1982 47 - Williams, Steve
1983 50 - Morris, Jeff
1984 32 - Morris, Jeff
1985 44 - Simmons, Mark
1986 55 - Gongwer, Tony
1987 29 - Kumer, Kerry
29 - Schreck, Chris
1988 25 - McConnell, Britt
1989 51 - Bieser, Steve
1990 31 - Thomas, Scott
1991 38 - Kress, Steve
1992 41 - Pierce, Rhett
1993 29 - Pruneau, Scott
1994 31 - Crosnoe, Rex
1995 57 - Robinson, Kerry
1996 43 - Collier, Lamonte
43 - Curran, Rusty
1997 57 - Johnson, Jeremy
1998 62 - Marino, Charlie
1999 50 - Johnson, Jeremy
2000 61 - Johnson, Jeremy
2001 49 - Bonilla Jr., Clemente
2002 58 - Hatton, Vern

2003 58 - Hopkins, Brian
2004 61 - Horstman, Eric
2005 51 - Horstman, Eric
2006 43 - Graham, Darryl
2007 54 - Padilla, Omar
2008 53 - Klocke, Jim
2009 56 - Klocke, Jim
2010 67 - Parmley, Kenton
2011 64 - Adamson, Michael
2012 58 - Parmley, Kenton
2013 53 - Blum, Jason
2014 60 - Blum, Jason
60 - Tellor, Matt
2015 66 - Ezell, Trevor
2016 70 - Ezell, Trevor
2017 61 - Osborne, Chris
2018 52 - Ezell, Trevor
2019 44 - Basler, Connor
2020 26 - Wilber, Tyler
2021 36 - Keck, Andrew
2022 72 - Mason, Jevon

Hits

1959 16 - Plassmeyer, Ken
1960 13 - Probst, Ron
1961 22 - Plassmeyer, Ken
1962 20 - Wadlington, Gary
1963 25 - Wadlington, Gary
1964 19 - Turk, Jim
1965 30 - Vaughn, Steve
1966 17 - Steimle, Doug
1967 26 - Metz, Don
1968 24 - Metz, Don
1969 20 - Metz, Don
1970 26 - Metz, Don
1971 24 - Drury, Mark
24 - Auer, Ron
1972 27 - Drury, Mark
1973 16 - Paskus, John
1974 39 - Amick, Mark
1975 31 - Dambach, Grant
1976 47 - Amick, Mark
47 - Wieser, Dan
1977 43 - Samples, Mike
1978 30 - Basta, Ed
1979 23 - Dohogne, Rick
1980 45 - Dohogne, Rick
1981 41 - Williams, Steve
1982 56 - Janet, Chris
1983 45 - Daily, Rick
45 - Williams, Steve
1984 35 - Patterson, Dan

35 - Janet, Chris
1985 50 - Muench, Doug
1986 63 - Shadowens, Chris
1987 50 - Stucker, Gary
1988 55 - Steffens, Jeff
1989 69 - Shy, Dan
1990 47 - Steffens, Jeff
1991 69 - Shylanski, Todd
1992 59 - Pierce, Rhett
1993 50 - Pruneau, Scott
1994 57 - Rives
1995 87 - Robinson, Kerry
1996 64 - Curran, Rusty
1997 86 - Collier, Lamonte
1998 80 - Yount, Kyle
1999 80 - Johnson, Jeremy
2000 80 - Johnson, Jeremy
2001 66 - Borowiak, Zach
2002 82 - Hatton, Vern
2003 81 - Hopkins, Brian
2004 84 - Horstman, Eric
2005 80 - Horstman, Eric
2006 62 - Padilla, Omar
2007 69 - Padilla, Omar
2008 74 - Cummings, Tyrell
2009 78 - Cummings, Tyrell
2010 92 - Adamson, Michael
2011 82 - Adamson, Michael
2012 89 - Parmley, Kenton
2013 73 - Tellor, Matt
73 - Blum, Jason
2014 91 - Gibson, Derek
2015 77 - Ezell, Trevor
77 - Boggetto, Branden
2016 85 - Gandolfo, Garrett
2017 81 - Osborne, Chris
2018 87 - Ezell, Trevor
2019 80 - Wilber, Tyler
2020 29 - Dirden, Justin
2021 76 - Wilber, Tyler
2022 78 - Wilber, Tyler

Runs Batted In

1965 20 - Wadlington, Gary
1966 15 - Steimle, Doug
1967 24 - Vaughn, Steve
1968 15 - Vaughn, Steve
1969 14 - Kuehler, Dan
1970 21 - Drury, Mark
1971 19 - Yount, Steve
1972 14 - Drury, Mark
1973 12 - Dambach, Mike



2023 SOUTHEAST MISSOURI BASEBALL ANNUAL LEADERS

1974 20 - McClarty, Pat
1975 15 - Dambach, Grant
15 - Wieser, Dan
1976 37 - Wieser, Dan
1977 30 - Wieser, Dan
1978 21 - Criscione, Bill
21 - Murphy, Dan
1979 14 - Schatzley, Bill
1980 28 - Dohogne, Rick
1981 34 - Williams, Steve
1982 51 - Williams, Steve
1983 53 - Williams, Steve
1984 31 - Patterson, Dan
1985 45 - Patterson, Dan
1986 57 - Shadowens, Chris
1987 36 - Kumer, Kerry
1988 27 - DeFere, Dean
1989 50 - Shy, Dan
1990 26 - Edwards, Tim
26 - Steffens, Jeff
1991 50 - Shylanski, Todd
1992 42 - Shylanski, Todd
1993 32 - Crosnoe, Rex
1994 34 - Rives
1995 67 - Schaefer, Brian
1996 46 - Clark, Shawn
1997 43 - Collier, Lamonte
1998 51 - Marino, Charlie
1999 45 - Johnson, Jeremy
2000 64 - Marino, Charlie
2001 55 - Bourbon, Jeff
2002 58 - Hatton, Vern
2003 59 - Hopkins, Brian
59 - Borowiak, Zach
2004 51 - Bracamonte, Ernie
2005 43 - Montiel, Frankie
2006 28 - Olson, Levi
2007 50 - Shah, Asif
2008 58 - Cummings, Tyrell
2009 55 - Cummings, Tyrell
2010 66 - Jones, Casey
66 - Klocke, Jim
2011 53 - Moses, Trenton
2012 61 - Moses, Trenton
2013 46 - Tellor, Matt
2014 71 - Tellor, Matt
2015 61 - Boggetto, Branden
2016 61 - Boggetto, Branden
61 - Gandolfo, Garrett
2017 62 - Gagan, Tristen
2018 68 - Dirden, Justin
2019 40 - Wilber, Tyler

2020 26 - Dirden, Justin
2021 49 - Wilber, Tyler
2022 74 - Wilber, Tyler

Doubles

1965 11 - Vaughn, Steve
1966 3 - Steimle, Doug
1967 6 - Vaughn, Steve
1968 4 - Leonard, Jim
1969 4 - Metz, Don
1970 6 - Drury, Mark
1971 8 - Wallace, Ron
1972 3 - Wahl, Fred
3 - Auer, Ron
1973 3 - Paskus, John
1974 6 - Amick, Mark
1975 5 - Morgan, Bruce
5 - Dambach, Grant
1976 10 - Amick, Mark
1977 9 - Kuehn, Ralph
1978 7 - Chastain, Rick
1979 7 - Dohogne, Rick
1980 9 - Thompson, Jay
1981 8 - Rosburg, Paul
1982 11 - Wood, Brent
1983 11 - Daily, Rick
1984 10 - Morris, Jeff
1985 10 - Steward, Lon
1986 15 - Radetick, Joe
1987 9 - Giegling, Jim
1988 11 - McConnell, Britt
1989 10 - Bieser, Steve
1990 12 - Siebert, Scott
1991 18 - Shylanski, Todd
1992 14 - Shylanski, Todd
1993 13 - Pruneau, Scott
1994 15 - Crosnoe, Rex
15 - Schaefer, Brian
1995 18 - Crosnoe, Rex
1996 13 - Breuer, Tom
13 - Collier, Lamonte
1997 20 - Collier, Lamonte
1998 19 - Johnson, Jeremy
1999 19 - Bourbon, Jeff
2000 25 - Meyer, Kevin
2001 20 - Bonilla Jr., Clemente
2002 19 - Bonilla Jr., Clemente
2003 19 - Hopkins, Brian
19 - Borowiak, Zach
2004 22 - Montiel, Frankie
2005 16 - Lawson, Brent
2006 17 - Olson, Levi

2007 12 - Harris, Nick
12 - Padilla, Omar
2008 16 - Cummings, Tyrell
2009 20 - Klocke, Jim
2010 23 - Adamson, Michael
2011 19 - Jones, Casey
2012 16 - Moses, Trenton
2013 21 - Blum, Jason
2014 18 - Tellor, Matt
18 - Lennington, Andy
2015 23 - Boggetto, Branden
2016 21 - Gandolfo, Garrett
2017 18 - Osborne, Chris
2018 20 - Gagan, Tristen
2019 19 - Wilber, Tyler
2020 9 - Wilber, Tyler
2021 14 - Mason, Jevon
2022 16 - Graber, Brett

Triples

1965 8 - Vaughn, Steve
1966 1 - Vaughn, Steve
1 - Kesterson, Al
1 - Glastetter, Jim
1967 4 - Metz, Don
1968 2 - Vaughn, Steve
1969 2 - Kuehler, Dan
1970 3 - Metz, Don
1971 4 - Auer, Ron
1972 1 - Drury, Mark
1 - Auer, Ron
1973 1 - Kitchen, Terry
1 - Amick, Mark
1 - Wengert, Gary
1 - Paskus, John
1974 3 - Wahl, Fred
1975 2 - Amick, Mark
2 - Korando, Tony
1976 2 - Wieser, Dan
2 - Amick, Mark
1977 1 - Chastain, Rick
1 - Criscione, Bill
1 - Wieser, Dan
1 - Kuehn, Ralph
1978 2 - Schmidt, Lynn
1979 1 - Schatzley, Bill
1 - Williams, Joe
1980 1 - Thompson, Jay
1 - Roberts, Mike
1 - Dohogne, Rick
1 - Schwartz, Dan
1 - Williams, Joe

1 - Osburn, Ted
1 - Wadlington, Scott
1981 1 - Deal, Russ
1 - Apprill, Greg
1 - Rosburg, Paul
1 - Morgan, Scott
1 - Janet, Chris
1 - Reinagel, Jeff
1982 4 - Janet, Chris
1983 3 - Janet, Chris
1984 1 - Ivie, Mike
1 - Potts, Randy
1 - Heuvelman, Arnie
1985 3 - Heuvelman, Arnie
1986 4 - Gongwer, Tony
1987 3 - Miller, Brad
3 - Schreck, Chris
1988 3 - Crosnoe, Cory
1989 5 - Shy, Dan
5 - Bieser, Steve
1990 4 - Steffens, Jeff
1991 3 - Layton, Aaron
3 - Shylanski, Todd
1992 3 - Hollrah, Scott
3 - Moeglin, Brian
1993 4 - Moeglin, Brian
1994 3 - Hopper, Scott
3 - Robinson, Kerry
1995 7 - Hopper, Scott
1996 3 - Goodman, Steve
1997 3 - Yount, Kyle
1998 3 - Kinsolving, Darin
3 - Johnson, Jeremy
1999 5 - Johnson, Jeremy
5 - Lowe, Steve
2000 2 - Meyer, Kevin
2 - Bonilla Jr., Clemente
2001 4 - Hatton, Vern
2002 9 - Hatton, Vern
2003 3 - Christian, Justin
3 - Hopkins, Brian
3 - Stuckey, Denver
2004 5 - Horstman, Eric
2005 2 - Horstman, Eric
2006 2 - Pritchett, Dustin
2007 4 - Harris, Nick
2008 4 - Harris, Nick
2009 2 - Cummings, Tyrell
2 - Spencer, Tony
2010 3 - Adamson, Michael
2011 3 - Slattery, Blake
2012 3 - Gibson, Derek

2023 SOUTHEAST MISSOURI BASEBALL

ANNUAL LEADERS



2013	4 - Lennington, Andy
2014	5 - Lennington, Andy
2015	6 - Ezell, Trevor
2016	4 - Boggetto, Branden
2017	4 - Osborne, Chris
2018	4 - Ezell, Trevor
2019	3 - Wilber, Tyler
2020	3 - Feuerstake, Caleb
2021	4 - Leeper, Peyton
2022	3 - Graber, Brett
	3 - Mason, Jevon

Home Runs

1965	5 - Hearne, Gary
1966	3 - Steimle, Doug
1967	4 - Steimle, Doug
1968	4 - Vaughn, Steve
1969	2 - Wallace, Ron
1970	3 - Drury, Mark
	3 - Yount, Steve
1971	6 - Yount, Steve
1972	5 - Auer, Ron
1973	2 - Kelam, Ron
	2 - Landgraf, Jeff
	2 - Paskus, John
1974	1 - Holdinghaus, Dave
	1 - Kitchen, Terry
	1 - Amick, Mark
	1 - Howe, Mike
	1 - Dambach, Mike
	1 - McClarty, Pat
1975	3 - Amick, Mark
	3 - Wieser, Dan
1976	6 - Wieser, Dan
1977	11 - Wieser, Dan
1978	8 - Murphy, Dan
1979	5 - Schatzley, Bill
1980	5 - Gross, David
	5 - Williams, Joe
	5 - Osburn, Ted
	5 - Wadlington, Scott
	5 - Dohogne, Rick
1981	10 - Deal, Russ
1982	16 - Williams, Steve
1983	18 - Williams, Steve
1984	9 - Patterson, Dan
	9 - Williams, Steve
1985	20 - Patterson, Dan
1986	14 - Shadowens, Chris
1987	17 - Kumer, Kerry
1988	10 - DeFere, Dean
1989	16 - Shy, Dan

1990	6 - Edwards, Tim
1991	9 - Shylanski, Todd
1992	8 - Pruneau, Scott
1993	3 - Rives
	3 - Breuer, Tom
1994	8 - Rives
1995	12 - Schaefer, Brian
1996	12 - Clark, Shawn
1997	8 - Collier, Lamonte
1998	21 - Marino, Charlie
1999	14 - Kinsolving, Darin
2000	19 - Johnson, Jeremy
2001	7 - Hatton, Vern
2002	10 - McDonald, Tristen
2003	18 - Hopkins, Brian
2004	8 - Lopez, Freddy
	8 - Bracamonte, Ernie
2005	5 - Lawson, Brent
	5 - Payne, Jordan
	5 - Lopez, Freddy
2006	7 - Payne, Jordan
2007	8 - Harris, Nick
	8 - Padilla, Omar
2008	12 - Cummings, Tyrell
2009	13 - Wheeler, Justin
	13 - Wagner, Matt
2010	17 - Haseltine, Louie
2011	11 - Moses, Trenton
2012	19 - Moses, Trenton
2013	8 - Teller, Matt
2014	15 - Teller, Matt
2015	13 - Boggetto, Branden
2016	15 - Osborne, Chris
2017	13 - Gagan, Tristen
2018	16 - Dirden, Justin
2019	4 - Southerland, Hunter
2020	9 - Dirden, Justin
2021	14 - Stauss, Wade
2022	18 - Wilber, Tyler

Total Bases

1959	16 - Plassmeyer, Ken
1960	13 - Probst, Ron
1961	22 - Plassmeyer, Ken
1962	20 - Wadlington, Gary
1963	25 - Wadlington, Gary
1964	19 - Turk, Jim
1965	66 - Vaughn, Steve
1966	29 - Steimle, Doug
1967	41 - Vaughn, Steve
1968	40 - Vaughn, Steve
1969	29 - Metz, Don

1970	43 - Metz, Don
1971	47 - Auer, Ron
1972	43 - Auer, Ron
1973	27 - Paskus, John
1974	50 - Amick, Mark
1975	44 - Dambach, Grant
1976	78 - Wieser, Dan
1977	79 - Wieser, Dan
1978	53 - Murphy, Dan
1979	45 - Schatzley, Bill
1980	69 - Dohogne, Rick
1981	78 - Deal, Russ
1982	107 - Williams, Steve
1983	105 - Williams, Steve
1984	68 - Patterson, Dan
1985	117 - Patterson, Dan
1986	119 - Shadowens, Chris
1987	93 - Kumer, Kerry
1988	74 - Steffens, Jeff
1989	136 - Shy, Dan
1990	66 - Steffens, Jeff
1991	120 - Shylanski, Todd
1992	86 - Shylanski, Todd
1993	70 - Pruneau, Scott
1994	90 - Rives
1995	126 - Schaefer, Brian
1996	86 - Collier, Lamonte
1997	134 - Collier, Lamonte
1998	144 - Marino, Charlie
1999	141 - Johnson, Jeremy
2000	151 - Johnson, Jeremy
2001	98 - Bonilla Jr., Clemente
2002	144 - Hatton, Vern
2003	160 - Hopkins, Brian
2004	119 - Horstman, Eric
2005	99 - Horstman, Eric
2006	90 - Padilla, Omar
2007	109 - Padilla, Omar
2008	126 - Cummings, Tyrell
2009	123 - Cummings, Tyrell
	123 - Klocke, Jim
2010	146 - Klocke, Jim
2011	119 - Moses, Trenton
2012	162 - Moses, Trenton
2013	114 - Teller, Matt
2014	153 - Teller, Matt
2015	141 - Boggetto, Branden
2016	139 - Gandolfo, Garrett
2017	134 - Osborne, Chris
2018	141 - Dirden, Justin
2019	111 - Wilber, Tyler
2020	63 - Dirden, Justin

2021	109 - Wilber, Tyler
2022	146 - Wilber, Tyler

Walks

1965	16 - Hearne, Gary
1969	12 - Roll, Lee
1970	17 - Wallace, Ron
1971	14 - Drury, Mark
1972	13 - Auer, Ron
1973	10 - Yount, Steve
	10 - Landgraf, Jeff
1974	24 - Dambach, Mike
1975	16 - Korando, Tony
	16 - Wahl, Fred
1976	28 - Morgan, Bruce
1977	29 - Wieser, Dan
1978	16 - Basta, Ed
1979	14 - Miller, Blake
1980	19 - Thompson, Jay
1981	24 - Williams, Steve
1982	37 - Deal, Russ
1983	37 - Morris, Jeff
1984	19 - Williams, Steve
1985	33 - Steward, Lon
	33 - Hoffman, Craig
1986	32 - Gongwer, Tony
1987	24 - Miller, Brad
	24 - Kumer, Kerry
1988	20 - Shy, Dan
1989	39 - Bieser, Steve
1990	17 - Horace, Scott
1991	24 - Shylanski, Todd
1992	25 - Kress, Steve
1993	26 - Crosnoe, Rex
1994	23 - Crosnoe, Rex
1995	36 - Crosnoe, Rex
1996	30 - Craft, Lance
1997	32 - Johnson, Jeremy
1998	27 - Kinsolving, Darin
1999	53 - Bonilla Jr., Clement
2000	42 - Johnson, Jeremy
2001	61 - Bonilla Jr., Clemente
2002	54 - Bonilla Jr., Clemente
2003	30 - Gilbert, Gary
2004	26 - Horstman, Eric
2005	26 - Payne, Jordan
2006	36 - Rave, Aaron
	36 - Graham, Darryl
2007	34 - Klocke, Jim
2008	35 - Klocke, Jim
2009	29 - Klocke, Jim
2010	23 - Klocke, Jim



2023 SOUTHEAST MISSOURI BASEBALL ANNUAL LEADERS

	23 - Adamson, Michael
2011	32 - Adamson, Michael
2012	42 - Moses, Trenton
2013	30 - Blum, Jason
2014	38 - Blum, Jason
2015	41 - Ezell, Trevor
	41 - Hewitt, Dalton
2016	55 - Holst, Dan
2017	49 - Holst, Dan
2018	30 - Dirden, Justin
2019	40 - Southerland, Hunter
2020	11 - Wilber, Tyler
2021	27 - Leeper, Peyton
2022	44 - Mason, Jevon

Hit By Pitch

1965	5 - Vaughn, Steve
1969	1 - Metz, Don
	1 - Hotfelder, John
	1 - Wallace, Ron
1970	2 - Williams, Ray
1971	12 - King, Jim
1972	4 - Auer, Ron
1973	2 - Yount, Steve
	2 - Holdinghaus, Dave
	2 - Kelam, Ron
1974	1 - Dambach, Grant
	1 - Kitchen, Terry
	1 - Wengert, Gary
	1 - Amick, Mark
1975	2 - Kuehn, Ralph
1976	4 - Kuehn, Ralph
1977	2 - Eisenbach, Rick
	2 - Criscione, Bill
	2 - Dambach, Grant
1978	2 - Eisenbach, Rick
	2 - Basta, Larry
1979	2 - Miller, Blake
	2 - Deal, Russ
	2 - Dohogne, Rick
1980	2 - Williams, Joe
	2 - Dohogne, Rick
	2 - Gross, David
1981	5 - Deal, Russ
1982	2 - Reinagel, Jeff
	2 - Wood, Brent
1983	3 - Janet, Chris
1984	2 - Morris, Jeff
	2 - Smith, Darrick
1985	5 - Smith, Darrick
1986	4 - Steward, Lon

	4 - Patterson, Dan
1987	4 - Stucker, Gary
1988	5 - Bieser, Steve
1989	5 - Diel, Bill
	5 - Bieser, Steve
1990	2 - Horace, Scott
	2 - Pruneau, Scott
	2 - Heuring, Darrell
1991	3 - Pruneau, Scott
1992	5 - Pierce, Rhett
1993	3 - Robinson, Kerry
1994	4 - Breuer, Tom
	4 - Rives
1995	11 - Breuer, Tom
1996	10 - Breuer, Tom
1997	14 - Gerwitz, Jim
1998	15 - Johnson, Jeremy
	15 - Marino, Charlie
1999	10 - Kinsolving, Darin
2000	9 - Marino, Charlie
2001	13 - Hatton, Vern
2002	10 - Hatton, Vern
2003	9 - Borowiak, Zach
2004	12 - Noll, Brady
2005	13 - Horstman, Eric
2006	14 - Padilla, Omar
2007	13 - Padilla, Omar
	13 - Graham, Darryl
2008	10 - Spencer, Tony
	10 - Moses, Trenton
2009	10 - Wheeler, Justin
2010	10 - Burgess, Ky
2011	13 - Moses, Trenton
2012	18 - Moses, Trenton
2013	23 - Blum, Jason
2014	18 - Blum, Jason
2015	18 - Blum, Jason
2016	11 - Osborne, Chris
2017	12 - Lees, Brian
2018	18 - Faulkner, Peyton
2019	15 - Southerland, Hunter
2020	6 - Stauss, Wade
2021	15 - Stauss, Wade
2022	10 - Mason, Jevon

Stolen Bases

1968	1 - James, Rolland
	1 - Hotfelder, John
1969	3 - Roll, Lee
1970	3 - Williams, Ray
	3 - Metz, Don

1971	2 - Auer, Ron
1972	1 - Wahl, Fred
	1 - Kelam, Ron
1973	4 - Dambach, Mike
1974	9 - Amick, Mark
1975	4 - Amick, Mark
1976	20 - Amick, Mark
1977	5 - Chastain, Rick
1978	7 - Murphy, Dan
1979	5 - Williams, Joe
1980	8 - Miller, Blake
	8 - Fritsche, Tom
1981	6 - Deal, Russ
1982	8 - Deal, Russ
1983	4 - Morris, Jeff
	4 - Daily, Rick
1984	5 - Janet, Chris
1985	11 - Muench, Doug
1986	33 - Muench, Doug
1987	4 - DeFere, Dean
1988	11 - Bieser, Steve
1989	15 - Bieser, Steve
1990	17 - Steffens, Jeff
1991	16 - Thomas, Scott
1992	20 - Pierce, Rhett
1993	11 - Robinson, Kerry
1994	15 - Robinson, Kerry
1995	20 - Robinson, Kerry
1996	16 - Craft, Lance
1997	24 - Collier, Lamonte
1998	16 - Marino, Charlie
	16 - Johnson, Jeremy
1999	14 - Meyer, Kevin
2000	18 - Marino, Charlie
2001	8 - Stuckey, Denver
	8 - Bonilla Jr., Clemente
2002	18 - Stuckey, Denver
2003	18 - Christian, Justin
2004	13 - Horstman, Eric
2005	13 - Horstman, Eric
2006	9 - Padilla, Omar
	9 - Gibson, Chris
2007	10 - Harris, Nick
	10 - Padilla, Omar
2008	15 - Spencer, Tony
2009	18 - Spencer, Tony
2010	13 - Slattey, Blake
2011	16 - Adamson, Michael
2012	13 - Parmley, Kenton
2013	15 - Bieser, Cole
2014	23 - Blum, Jason

2015	11 - Blum, Jason
	11 - Ezell, Trevor
2016	23 - Ezell, Trevor
2017	13 - Holst, Dan
2018	11 - Ezell, Trevor
2019	21 - Basler, Connor
2020	9 - Dirden, Justin
2021	17 - Keck, Andrew
2022	16 - Mason, Jevon

Pitching

Earned Run Average

1967	3.96 - Hachman, Ralph
1969	3.49 - Long, Darrell
1970	1.30 - Payne, Mike
1971	2.20 - King, Jim
1972	1.73 - Payne, Jerry
1973	1.47 - McSpadden, Galen
1974	1.53 - McSpadden, Galen
1975	2.77 - Smith, Tim
1976	2.32 - Hastings, Trae
1977	1.93 - Hosick, Steve
1978	1.38 - Hastings, Trae
1979	3.19 - Fritsche, Tom
1980	3.26 - Boeller, Keith
1981	4.78 - Gronowski, Dave
1982	3.38 - Boeller, Keith
1983	2.61 - Hemmer, Lance
1984	1.64 - Reinagel, Kenny
1985	2.52 - Guthrie, Brian
1986	3.68 - Lummus, Lee
1987	3.34 - Brewer, Kirby
1988	2.76 - Harper, Brian
1989	2.34 - Parks, Jim
1990	3.20 - Baker, Doug
1991	2.07 - Parks, Jim
1992	4.35 - Dannenmueller, Dan
1993	3.50 - Dannenmueller, Dan
1994	3.54 - Rothweil, Larry
1995	3.38 - Pehle, Troy
1996	4.23 - Swearingen, Jason
1997	4.80 - Michel, David
1998	2.72 - Spille, Ryan
1999	3.39 - Huesgen, Dan
2000	1.71 - Hiltz, Jeffrey
2001	1.33 - Pennington, Todd
2002	2.95 - Alvarez, Tim
2003	2.74 - Alvarez, Tim
2004	2.48 - Smith, Brad
2005	3.66 - Evans, Joey

2023 SOUTHEAST MISSOURI BASEBALL

ANNUAL LEADERS



2006	4.02 - Parham, Josh
2007	2.46 - Renfrow, Dustin
2008	4.36 - Rhodes, Lance
2009	4.89 - Leigh, James
2010	4.11 - Underwood, Josh
2011	2.54 - Mahon, Logan
2012	4.50 - Simmons, Shea
2013	5.43 - Smith, Zack
2014	3.23 - Hayes, Travis
2015	3.17 - Lucchesi, Joey
2016	2.19 - Lucchesi, Joey
2017	4.55 - Murphy, Justin
2018	2.45 - Vega, Carlos
2019	2.89 - Meyn, Keegan
2020	3.38 - Dodd, Dylan
2021	3.17 - Dodd, Dylan
2022	3.35 - Miller, Kyle

Innings Pitched

1960	26.0 - Hagedorn, Bob
1961	36.0 - Holland, Dennis
1962	58.0 - Malchow, Bruce
1963	54.1 - Meier, Dale
1964	81.0 - Meier, Dale
1965	40.1 - Hachman, Ralph
1967	50.0 - Hachman, Ralph
1969	38.2 - Long, Darrell
1970	41.2 - Payne, Mike
1971	61.1 - King, Jim
1972	43.0 - Payne, Mike
1973	43.0 - McSpadden, Galen
1974	64.2 - McSpadden, Galen
1975	52.0 - Smith, Tim
1976	78.0 - Jorn, Dave
1977	69.0 - Hastings, Trae
1978	45.2 - Hastings, Trae
1979	38.0 - D'Amico, Paul
1980	49.2 - Boeller, Keith
1981	49.0 - Gronowski, Dave
1982	51.2 - Eftink, Mick
1983	72.1 - Hemmer, Lance
1984	48.0 - Schulte, Joe
1985	69.1 - Schulte, Joe
1986	66.2 - Bohnert, Jeff
1987	80.0 - Harper, Brian
1988	98.0 - Harper, Brian
1989	80.2 - Parks, Jim
1990	57.0 - Marschel, Larry
1991	82.2 - Parks, Jim
1992	76.2 - Jarvis, John
1993	61.2 - Dannenmueller, Dan

1994	73.1 - Mitts
1995	96.1 - Michel, David
1996	83.0 - Swearingen, Jason
1997	83.0 - Swearingen, Jason
1998	110.0 - Swearingen, Jason
1999	104.1 - Spille, Ryan
2000	99.1 - Debrock, Lanson
2001	95.0 - Pennington, Todd
2002	117.0 - Purcell, Brad
2003	108.1 - Alvarez, Tim
2004	103.1 - Maupin, Anthony
2005	98.1 - Evans, Joey
2006	98.1 - McAlister, Jamie
2007	95.0 - Renfrow, Dustin
2008	85.1 - Renfrow, Dustin
2009	84.2 - Leigh, James
2010	75.1 - Gumieny, Kyle
2011	82.2 - Underwood, Jordan
2012	82.0 - Simmons, Shea
2013	96.2 - Spitzfaden, Will
2014	86.1 - Hayes, Travis
2015	98.0 - Winkelman, Alex
2016	111.0 - Lucchesi, Joey
2017	95.0 - Murphy, Justin
2018	73.1 - Vega, Carlos
2019	76.0 - Dodd, Dylan
2020	26.2 - Dodd, Dylan
2021	96.2 - Dodd, Dylan
2022	89.2 - Rackers, Jason

Strikeouts

1965	51 - Hachman, Ralph
1967	42 - Hachman, Ralph
1969	37 - Long, Darrell
1970	37 - Long, Darrell
1971	48 - McSpadden, Galen
1972	43 - Payne, Mike
1973	58 - McSpadden, Galen
1974	65 - McSpadden, Galen
1975	43 - Hastings, Trae
1976	64 - Hastings, Trae
1977	80 - Hastings, Trae
1978	52 - Hastings, Trae
1979	32 - D'Amico, Paul
1980	42 - Boeller, Keith
1981	47 - Gronowski, Dave
1982	48 - Eftink, Mick
1983	65 - Hemmer, Lance
1984	52 - Schulte, Joe
1985	81 - Schulte, Joe
1986	48 - Sandheinric, Kelly

1987	86 - Harper, Brian
1988	94 - Harper, Brian
1989	57 - Parks, Jim
1990	53 - Edwards, Jim
1991	87 - Parks, Jim
1992	61 - Dannenmueller, Dan
1993	54 - Dannenmueller, Dan
1994	51 - Rothweil, Larry
1995	82 - Michel, David
1996	70 - Siboda, Dave
1997	69 - Siboda, Dave
1998	130 - Spille, Ryan
1999	85 - Spille, Ryan
2000	92 - Thomas, Tommy
2001	121 - Pennington, Todd
2002	102 - Purcell, Brad
2003	79 - Alvarez, Tim
2004	77 - Herbig, Derek
2005	77 - Evans, Joey
2006	72 - McAlister, Jamie
2007	72 - Shah, Asif
2008	78 - Renfrow, Dustin
2009	87 - Leigh, James
2010	57 - Mahon, Logan
2011	56 - Underwood, Jordan
2012	89 - Simmons, Shea
2013	50 - Winkelman, Alex
2014	62 - Winkelman, Alex
2015	93 - Lucchesi, Joey
2016	149 - Lucchesi, Joey
2017	64 - Chandler, Clay
2018	85 - Vega, Carlos
2019	77 - Dodd, Dylan
2020	36 - Dodd, Dylan
2021	120 - Dodd, Dylan
2022	79 - Rackers, Jason

Wins

1960	1 - Anderson, Jack
	1 - Thorgmorton, Dick
	1 - Peterson, Jack
	1 - Hagedorn, Bob
1961	2 - Mahan, Bill
1962	3 - Malchow, Bruce
1963	3 - Meier, Dale
	3 - Holdner, John
1964	9 - Meier, Dale
1965	4 - Meystedt, Kermit
1967	4 - Hachman, Ralph
1968	6 - Hachman, Ralph
1969	2 - Schwent, Gary

1970	3 - Payne, Mike
1971	7 - King, Jim
1972	5 - Payne, Mike
1973	5 - McSpadden, Galen
1974	5 - McSpadden, Galen
1975	4 - Smith, Tim
1976	8 - Hastings, Trae
1977	6 - Hastings, Trae
1978	6 - Hastings, Trae
1979	4 - Montgomery, Jim
1980	4 - Baker, Randy
	4 - Boeller, Keith
	4 - Bernard, Lacey
1981	4 - Eftink, Mick
1982	6 - Stroud, Dan
1983	9 - Stroud, Dan
1984	4 - Reinagel, Kenny
	4 - Maloney, Scott
1985	7 - Schulte, Joe
	7 - Maloney, Scott
1986	8 - Bohnert, Jeff
1987	10 - Lummus, Lee
1988	11 - Harper, Brian
1989	10 - Parks, Jim
1990	7 - Marschel, Larry
1991	7 - Jarvis, John
	7 - Parks, Jim
1992	6 - Wieter, Alan
1993	4 - Dannenmueller, Dan
1994	6 - Phillips
1995	9 - Pehle, Troy
1996	7 - Swearingen, Jason
1997	6 - Michel, David
1998	11 - Spille, Ryan
1999	10 - Spille, Ryan
2000	9 - Debrock, Lanson
2001	12 - Pennington, Todd
2002	12 - Smith, Brandon
	12 - Purcell, Brad
2003	14 - Alvarez, Tim
2004	8 - Maupin, Anthony
2005	8 - Evans, Joey
2006	6 - Maupin, Anthony
2007	7 - Shah, Asif
2008	6 - Renfrow, Dustin
2009	7 - Leigh, James
2010	8 - Gumieny, Kyle
2011	9 - LaBruyere, Brad
2012	7 - Simmons, Shea
2013	5 - Spitzfaden, Will
2014	8 - Hayes, Travis



2023 SOUTHEAST MISSOURI BASEBALL ANNUAL LEADERS

2015 8 - Hayes, Travis
2016 10 - Lucchesi, Joey
2017 8 - Chandler, Clay
2018 8 - Vega, Carlos
2019 5 - Sachse, Austin
Bergtholdt, Dan
2020 3 - Niznik, Noah
2021 9 - Dodd, Dylan
2022 8 - Miller, Kyle

Saves

1976 5 - Hunt, Jeff
1978 2 - D'Amico, Paul
1979 2 - Eftink, Mick
1980 1 - Eftink, Mick
1981 2 - Boeller, Keith
1982 2 - Reinagel, Kenny
1983 2 - Maloney, Scott
1984 1 - Schulte, Joe
1985 1 - Bohnert, Jeff
1986 2 - Hempen, Hal
1987 8 - Hempen, Hal
1988 1 - Parks, Jim
1 - Elfrink, Brad
1989 1 - Parks, Jim
1 - Tabata, Osamu
1 - Edwards, Jim
1990 1 - Greaser, Brian
1991 3 - Wieter, Alan
1992 3 - Dannenmueller, Dan
1993 2 - Lochmann
1994 2 - Phillips
1995 4 - Pehle, Troy
1996 3 - Pehle, Troy
1997 3 - Haines, Talley
1998 1 - Swearingen, Jason
1 - Spille, Ryan
1999 1 - Debrock, Lanson
1 - Bogenpohl, Chad
2000 4 - Hilz, Jeffrey
2001 2 - Hilz, Jeffrey
2002 5 - Frazier, Mark
2003 3 - Beever, James
2004 11 - Smith, Brad
2005 2 - McAlister, Jamie
2 - Smith, Brad
2 - Forsyth, Ryan
2006 2 - Parham, Josh
2 - Riley, Phillip
2 - McAlister, Jamie
2007 3 - Nails, Ivan

3 - Parham, Josh
2008 3 - Kemper, Jake
2009 7 - Klocke, Jim
2010 5 - Simmons, Shae
2011 8 - Mahon, Logan
2012 4 - Hull, Christian
2013 7 - Hurst, Bobby
2014 6 - Wright, Brady
2015 4 - Wade, Matthew
2016 5 - Murphy, Justin
2017 6 - Vega, Carlos
2018 5 - Bergtholdt, Dan
2019 4 - Stretch, Aaron
2020 2 - Meyn, Keegan
2021 6 - Williams, Austin
2022 6 - Miller, Kyle

Appearances

1960 5 - Hagedorn, Bob
5 - Anderson, Jack
1961 8 - Holland, Dennis
1962 8 - Malchow, Bruce
1963 8 - Meier, Dale
1965 9 - Meystedt, Kermit
9 - Hachman, Ralph
1968 7 - Ulmer, Pete
1969 7 - Long, Darrell
7 - Williams, Greg
1970 9 - Halter, Tim
9 - Payne, Mike
1971 9 - King, Jim
9 - Payne, Mike
1972 11 - McSpadden, Galen
1973 8 - McSpadden, Galen
1974 13 - McSpadden, Galen
1975 8 - Jorn, Dave
8 - Smith, Tim
1976 12 - Doerr, Mark
12 - Hunt, Jeff
1977 10 - Hosick, Steve
10 - Hastings, Trae
10 - Hunt, Jeff
1978 11 - D'Amico, Paul
1979 8 - Eftink, Mick
8 - D'Amico, Paul
1980 10 - Eftink, Mick
10 - Boeller, Keith
1981 15 - Boeller, Keith
1982 10 - Stroud, Dan
10 - Eftink, Mick
1983 12 - Stroud, Dan

1984 10 - Schulte, Joe
1985 13 - Schulte, Joe
1986 14 - Grim, Jon
1987 22 - Hempen, Hal
1988 16 - Harper, Brian
1989 16 - Elfrink, Brad
1990 14 - Marschel, Larry
1991 17 - Wieter, Alan
1992 23 - Dannenmueller, Dan
1993 19 - Lochmann
1994 22 - Phillips
1995 22 - Pehle, Troy
1996 17 - Siboda, Dave
1997 23 - Michel, David
1998 23 - Swearingen, Jason
23 - Spille, Ryan
1999 20 - Spille, Ryan
2000 28 - Hilz, Jeffrey
2001 27 - Hilz, Jeffrey
2002 26 - Frazier, Mark
2003 23 - Beever, James
2004 30 - Smith, Brad
2005 29 - Johnson, Andrew
2006 25 - Parham, Josh
2007 22 - Nails, Ivan
22 - Parham, Josh
2008 22 - Rhodes, Lance
2009 23 - Poole, Ryan
2010 25 - Simmons, Shae
2011 23 - Simmons, Shae
2012 21 - Lynn, Dylan
2013 30 - Hurst, Bobby
2014 24 - Wright, Brady
24 - Hull, Christian
2015 23 - Siddle, Alex
2016 28 - Busiek, Jake
2017 30 - Waldhoff, Jared
2018 25 - Stretch, Aaron
2019 26 - Winder, Logan
2020 7 - Grossius, Bryce
7 - Cisneros, Blake
2021 22 - Cisneros, Blake
22 - Williams, Austin
2022 27 - Cisneros, Blake

Games Started

1973 6 - McSpadden, Galen
1974 8 - McSpadden, Galen
1975 8 - Smith, Tim
1976 19 - Jorn, Dave
1977 9 - Hastings, Trae

9 - Hosick, Steve
1978 7 - Hastings, Trae
1979 7 - D'Amico, Paul
1980 7 - Boeller, Keith
7 - Baker, Randy
1981 8 - Gronowski, Dave
1982 8 - Eftink, Mick
1983 11 - Stroud, Dan
1984 6 - Reinagel, Kenny
6 - Maloney, Scott
1985 11 - Schulte, Joe
1986 12 - Bohnert, Jeff
1987 12 - Lummus, Lee
12 - Harper, Brian
1988 13 - Harper, Brian
1989 12 - Lummus, Lee
1990 9 - Baker, Doug
1991 11 - Parks, Jim
1992 16 - Jarvis, John
1993 10 - Tripp, Shawn
1994 9 - Mitts
9 - Rothweil, Larry
1995 15 - Rothweil, Larry
1996 13 - Swearingen, Jason
13 - Michel, David
1997 13 - Michel, David
13 - Siboda, Dave
1998 17 - Swearingen, Jason
1999 15 - Spille, Ryan
2000 16 - Huesgen, Dan
2001 15 - Pennington, Todd
2002 17 - Purcell, Brad
2003 13 - Alvarez, Tim
2004 15 - Fitch, Mike
2005 17 - Johnson, Andrew
2006 14 - Maupin, Anthony
2007 15 - Syberg, Josh
2008 13 - Renfrow, Dustin
13 - Leigh, James
2009 12 - Leigh, James
12 - Gumieny, Kyle
2010 15 - Underwood, Jordan
2011 15 - Underwood, Jordan
2012 15 - Simmons, Shea
2013 16 - Spitzfaden, Will
2014 14 - Iago, Tyler
2015 15 - Winkelman, Alex
15 - Hayes, Travis
2016 16 - Lucchesi, Joey
16 - Beltran, Robert
2017 15 - Chandler, Clay

2023 SOUTHEAST MISSOURI BASEBALL

ANNUAL LEADERS



15 - Murphy, Justin
2018 14 - Spalt, Logan
2019 14 - Dodd, Dylan
2020 4 - Dodd, Dylan
4 - Niznik, Noah
2021 15 - Dodd, Dylan
2022 15 - Rackers, Jason

Complete Games

1973 6 - McSpadden, Galen
1974 6 - McSpadden, Galen
1975 5 - Hastings, Trae
1976 8 - Hastings, Trae
1977 7 - Hosick, Steve
7 - Hastings, Trae
1978 4 - Hastings, Trae
1979 3 - Fritsche, Tom
1980 4 - Baker, Randy
4 - Boeller, Keith
1981 2 - Bernard, Lacey
2 - Gronowski, Dave
2 - Boeller, Keith
1982 5 - Boeller, Keith
5 - Eftink, Mick
1983 9 - Hemmer, Lance
1984 6 - Reinagel, Kenny
1985 7 - Guthrie, Brian
7 - Schulte, Joe
1986 4 - Bohnert, Jeff
1987 6 - Brewer, Kirby
6 - Harper, Brian
1988 8 - Harper, Brian
1989 7 - Parks, Jim
1990 6 - Baker, Doug
1991 4 - Parks, Jim
1992 3 - Jarvis, John
3 - Wieter, Alan
1993 3 - Dannenmueller, Dan
1994 4 - Mitts
4 - Rothweil, Larry
1995 3 - Swearingen, Jason
3 - Rothweil, Larry
3 - Michel, David
1996 5 - Swearingen, Jason
1997 5 - Michel, David
1998 9 - Swearingen, Jason
1999 8 - Spille, Ryan
2000 5 - Debrock, Lanson
2001 5 - Pennington, Todd
2002 3 - Purcell, Brad
2003 6 - Alvarez, Tim

2004 7 - Maupin, Anthony
2005 5 - Evans, Joey
2006 6 - Maupin, Anthony
2007 6 - Shah, Asif
2008 5 - Renfrow, Dustin
2009 1 - Leigh, James
2010 1 - Gumieny, Kyle
2011 2 - Dicus, Jon
2012 1 - Lynn, Dylan
2013 2 - Smith, Zack
2 - Spitzfaden, Will
2014 2 - Hayes, Travis
2015 1 - Winkelman, Alex
1 - Hayes, Travis
2016 2 - Lucchesi, Joey
2017 1 - Murphy, Justin
2018 None
2019 1 - Niznik, Noah
2020 1 - Dodd, Dylan
1 - Niznik, Noah
2021 1 - Miller, Kyle
1 - Niznik, Noah
2022 None

Shutouts

1974 2 - Raley, Mike
1975 1 - Shelton, Steve
1976 4 - Hastings, Trae
1977 1 - Buechting, Don
1 - Hammers, Jim
1 - Hastings, Trae
1 - Hosick, Steve
1979 1 - Fritsche, Tom
1980 2 - Bernard, Lacey
1981 1 - Gronowski, Dave
1 - Boeller, Keith
1982 1 - Stroud, Dan
1 - Richards, Kent
1 - Reinagel, Kenny
1 - Hemmer, Lance
1983 2 - Hemmer, Lance
1984 2 - Maloney, Scott
2 - Reinagel, Kenny
1985 1 - Schulte, Joe
1 - Guthrie, Brian
1986 2 - Bohnert, Jeff
1987 1 - Parks, Jim
1 - Harper, Brian
1988 1 - Harper, Brian
1989 1 - Lummus, Lee
1990 2 - Baker, Doug

1991 1 - Parks, Jim
1 - Baker, Doug
1992 2 - Wieter, Alan
1993 2 - Dannenmueller, Dan
1994 1 - Mitts
1 - Rothweil, Larry
1 - Phillips
1 - McMahon
1995 1 - Borders, Chad
1996 1 - Michel, David
1997 1 - Siboda, Dave
1 - Swearingen, Jason
1998 2 - Spille, Ryan
1999 3 - Huesgen, Dan
2000 2 - Debrock, Lanson
2001 3 - Pennington, Todd
2002 1 - Smith, Brandon
2003 3 - Alvarez, Tim
2005 1 - Evans, Joey
2006 1 - Maupin, Anthony
2007 3 - Shah, Asif
2014 1 - Hayes, Travis
2015 1 - Winkelman, Alex
2016 1 - Lucchesi, Joey
1 - Chandler, Clay
2017 1 - Murphy, Justin
1 - Chandler, Clay
1 - Haggerty, Josh
1 - Burris, Joey
2018 1 - Spalt, Logan
1 - Bergtholdt, Dan
1 - Losman, Ryan
1 - Bock, Nathan
1 - Pyles, Wesley
1 - Hagerty, Chase
1 - Holyfield, Ashton
2019 1 - Frank, Andrew
1 - Cook, Matthew
1 - Cisneros, Blake
1 - Grossius, Bryce
1 - Bock, Nathan
2020 1 - Dodd, Dylan
1 - Niznik, Noah
2021 None
2022 None

Batters Faced

1978 180 - Hastings, Trae
1979 176 - D'Amico, Paul
1980 214 - Boeller, Keith
1981 223 - Gronowski, Dave

1982 214 - Eftink, Mick
1983 307 - Hemmer, Lance
1984 214 - Schulte, Joe
1985 330 - Schulte, Joe
1986 296 - Bohnert, Jeff
1987 359 - Harper, Brian
1988 415 - Harper, Brian
1989 355 - Parks, Jim
1990 259 - Marschel, Larry
1991 320 - Parks, Jim
1992 373 - Jarvis, John
1994 316 - Mitts
1995 430 - Michel, David
1996 369 - Swearingen, Jason
1997 381 - Michel, David
1998 486 - Swearingen, Jason
2000 417 - Debrock, Lanson
2001 378 - Pennington, Todd
2002 486 - Purcell, Brad
2003 448 - Alvarez, Tim
2004 471 - Maupin, Anthony
2005 460 - Johnson, Andrew
2006 432 - McAlister, Jamie
2007 394 - Renfrow, Dustin
2008 364 - Renfrow, Dustin
2009 384 - Leigh, James
2010 339 - Underwood, Jordan
2011 332 - Dicus, Jon
2012 320 - Shae Simmons
2013 377 - Spitzfaden, Will
2014 311 - Iago, Tyler
2015 364 - Hayes, Travis
2016 411 - Lucchesi, Joey
2017 377 - Murphy, Justin
2018 281 - Vick, Christian
2019 305 - Dodd, Dylan
2020 100 - Dodd, Dylan
2021 375 - Dodd, Dylan
2022 340 - Rackers, Jason

Fielding

Chances

1973 5 - Wengert, Gary
1974 14 - Dambach, Grant
1975 12 - Wieser, Dan
1976 17 - Wieser, Dan
1977 14 - Wieser, Dan
1978 11 - Eisenbach, Rick
1979 174 - Samples, Mike
1980 247 - Thompson, Jay



2023 SOUTHEAST MISSOURI BASEBALL ANNUAL LEADERS

1981 237 - Deal, Russ
1982 282 - Rosburg, Paul
1983 279 - Daily, Rick
1984 180 - Patterson, Dan
1985 307 - Patterson, Dan
1986 302 - Patterson, Dan
1987 277 - Schmidt, Steve
1988 250 - Zoellner, Rich
1989 298 - Horace, Scott
1990 298 - Horace, Scott
1991 292 - Shylanski, Todd
1992 383 - Pruneau, Scott
1993 253 - Crosnoe, Rex
1994 449 - Blum, Kris
1995 423 - Crosnoe, Rex
1996 264 - Breuer, Tom
1997 305 - Collier, Lamonte
1998 360 - Bourbon, Jeff
1999 333 - Kinsolving, Darin
2000 397 - Bourbon, Jeff
2001 463 - Bourbon, Jeff
2002 423 - McDonald, Tristen
2003 403 - Gilbert, Gary
2004 408 - Noll, Brady
2005 324 - Payne, Jordan
2006 411 - Rave, Aaron
2007 423 - Wagner, Matt
2008 425 - Wagner, Matt
2009 444 - Wagner, Matt
2010 330 - Klocke, Jim
2011 274 - Jones, Casey
2012 407 - Campbell, Kody
2013 531 - Tellor, Matt
2014 489 - Tellor, Matt
2015 513 - Rippee, Ryan
2016 496 - Lees, Brian
2017 495 - Gagan, Tristen
2018 276 - Gagan, Tristen
2019 292 - Keck, Andrew
2020 135 - Blazeovic, Austin
2021 368 - Stauss, Wade
2022 463 - Keck, Andrew

Putouts

1979 163 - Samples, Mike
1980 229 - Thompson, Jay
1981 194 - Deal, Russ
1982 271 - Rosburg, Paul
1983 257 - Daily, Rick
1984 165 - Patterson, Dan
1985 290 - Patterson, Dan

1986 282 - Patterson, Dan
1987 243 - Schmidt, Steve
1988 235 - Zoellner, Rich
1989 282 - Horace, Scott
1990 267 - Horace, Scott
1991 260 - Shylanski, Todd
1992 324 - Pruneau, Scott
1993 227 - Crosnoe, Rex
1994 412 - Blum, Kris
1995 367 - Crosnoe, Rex
1996 218 - Miller, Mike
1997 235 - Kinsolving, Darin
1998 326 - Bourbon, Jeff
1999 276 - Kinsolving, Darin
2000 347 - Bourbon, Jeff
2001 410 - Bourbon, Jeff
2002 370 - Hoffman, Eric
2003 364 - Gilbert, Gary
2004 359 - Noll, Brady
2005 261 - Payne, Jordan
2006 385 - Rave, Aaron
2007 389 - Wagner, Matt
2008 404 - Wagner, Matt
2009 416 - Wagner, Matt
2010 259 - Klocke, Jim
2011 250 - Jones, Casey
2012 370 - Campbell, Kody
2013 484 - Tellor, Matt
2014 452 - Tellor, Matt
2015 477 - Rippee, Rayn
2016 432 - Lees, Brian
2017 461 - Gagan, Tristen
2018 260 - Gagan, Tristen
2019 255 - Keck, Andrew
2020 119 - Blazeovic, Austin
2021 341 - Stauss, Wade
2022 422 - Andrews, Lincoln

Assists

1979 54 - Miller, Blake
1980 93 - Miller, Blake
1981 87 - Miller, Blake
1982 84 - Bunton, Bob
84 - Ivie, Mike
1983 88 - Ivie, Mike
1984 48 - Smith, Darrick
1985 78 - Muench, Doug
1986 106 - Kimbelin, Keith
1987 90 - Kimbelin, Keith
1988 99 - Crosnoe, Cory
1989 108 - Crosnoe, Cory

1990 71 - Thomas, Scott
1991 99 - Thomas, Scott
1992 101 - Hollrah, Scott
1993 101 - Rives
1994 97 - Hopper, Scott
97 - Moeglin, Brian
1995 144 - Hopper, Scott
1996 154 - Curran, Rusty
1997 180 - Collier, Lamonte
1998 161 - Lowe, Steve
1999 147 - Lowe, Steve
2000 146 - Borowiak, Zach
2001 130 - Borowiak, Zach
2002 166 - Borowiak, Zach
2003 130 - Borowiak, Zach
2004 168 - Bracamonte, Ernie
2005 137 - Jenkins, Bo
2006 113 - Padilla, Omar
2007 143 - Moore, Robby
2008 112 - Spencer, Tony
2009 138 - Spencer, Tony
2010 147 - Parmley, Kenton
2012 140 - Parmley, Kenton
2013 134 - Blum, Jason
2014 119 - Lennington, Andy
2015 191 - Boggetto, Branden
2016 151 - Ezell, Trevor
2017 162 - Basler, Connor
2018 84 - Ezell, Trevor
2019 123 - Basler, Connor
2020 44 - Wilber, Tyler
2021 148 - Wilber, Tyler
2022 150 - Wilber, Tyler

Double Plays

2000 30 - Borowiak, Zach
2001 38 - Allen, Shane
2002 53 - Hoffman, Eric
2003 46 - Gilbert, Gary
2004 37 - Jenkins, Bo
2005 40 - Bracamonte, Ernie
2006 31 - Rave, Aaron
2007 30 - Moore, Robby
2008 33 - Wagner, Matt
2009 46 - Wagner, Matt
2010 43 - Parmley, Kenton
2011 30 - Parmley, Kenton
2012 35 - Parmley, Kenton
2013 45 - Tellor, Matt
2014 55 - Tellor, Matt
2015 46 - Rippee, Ryan

2016 39 - Boggetto, Branden
2017 51 - Gagan, Tristen
2018 26 - Gagan, Tristen
2019 28 - Wilber, Tyler
2020 4 - Wilber, Tyler
4 - Basler, Connor
2021 22 - Blazeovic, Austin
2022 33 - Andrews, Lincoln

Caught Stealing By

1992 25 - Shylanski, Todd
1993 11 - Crosnoe, Rex
1994 23 - Crosnoe, Rex
1995 27 - Crosnoe, Rex
1996 15 - Miller, Mike
1997 11 - Hoehner, Brad
1998 11 - Hoehner, Brad
1999 15 - Berry, Dan
2000 16 - Bourbon, Jeff
2001 15 - Bourbon, Jeff
2002 26 - McDonald, Tristen
2003 13 - McDonald, Tristen
2004 18 - Noll, Brady
2005 10 - Noll, Brady
2006 10 - Olson, Levi
2007 15 - Klocke, Jim
2008 13 - Klocke, Jim
2009 10 - Klocke, Jim
2010 13 - Klocke, Jim
2011 5 - Dicus, Jon
2013 6 - Winkelman, Alex
2014 12 - Mitchell, Scott
2015 13 - Mitchell, Scott
2016 8 - Lees, Brian
2017 13 - Lees, Brian
2018 3 - Stauss, Wade
2019 12 - Keck, Andrew
2020 3 - Keck, Andrew
2021 6 - Keck, Andrew
6 - Stauss, Wade
2022 8 - Keck, Andrew

Note: SEMO's 2020 season was shortened to 17 games due to a global COVID-19 pandemic.


2023 SOUTHEAST MISSOURI BASEBALL

COACHING HISTORY



Ed Williams

1959; 1 season
4-5-1 (.450)



Joe Uhls

1960-1984; 25 seasons
373-257-5 (.591)



Palmer Muench

1985-1994; 10 seasons
235-206-3 (.533)



Mark Hogan

1995-2012; 18 seasons
526-456-1 (.536)



Steve Bieser

2013-2016; 4 seasons
138-97 (.587)



Andy Sawyers

2017-Present
155-140 (.525)

Year	Coach	Won	Lost	Tied	Pct.	Year	Coach	Won	Lost	Tied	Pct.	Year	Coach	Won	Lost	Tied	Pct.
1959	Williams	4	5	1	.450	1981	Uhls	15	21	1	.419	2003	Hogan	31	20	0	.608
1960	Uhls	4	6	0	.400	1982	Uhls	30	9	0	.769	2004	Hogan	29	28	0	.509
1961	Uhls	6	8	1	.433	1983	Uhls	29	10	0	.744	2005	Hogan	24	32	0	.429
1962	Uhls	5	12	1	.306	1984	Uhls	17	12	0	.586	2006	Hogan	23	33	0	.411
1963	Uhls	11	9	0	.550	1985	Muench	28	15	1	.648	2007	Hogan	32	24	0	.571
1964	Uhls	15	5	0	.750	1986	Muench	29	13	1	.686	2008	Hogan	26	26	0	.500
1965	Uhls	16	4	0	.800	1987	Muench	28	20	0	.583	2009	Hogan	26	25	0	.510
1966	Uhls	11	8	0	.579	1988	Muench	19	23	0	.452	2010	Hogan	30	25	0	.545
1967	Uhls	13	10	0	.565	1989	Muench	27	17	0	.614	2011	Hogan	34	22	0	.607
1968	Uhls	9	11	0	.450	1990	Muench	21	19	1	.524	2012	Hogan	23	36	0	.390
1969	Uhls	6	12	1	.342	1991	Muench	25	18	0	.581	2013	Bieser	26	33	0	.441
1970	Uhls	9	11	0	.450	1992	Muench	22	27	0	.449	2014	Bieser	37	20	0	.649
1971	Uhls	15	7	0	.682	1993	Muench	13	27	0	.325	2015	Bieser	36	23	0	.610
1972	Uhls	11	10	0	.524	1994	Muench	23	27	0	.460	2016	Bieser	39	21	0	.650
1973	Uhls	14	4	0	.778	1995	Hogan	32	21	0	.604	2017	Sawyers	29	26	0	.527
1974	Uhls	17	13	0	.567	1996	Hogan	25	23	1	.520	2018	Sawyers	27	30	0	.474
1975	Uhls	18	9	0	.667	1997	Hogan	24	33	0	.421	2019	Sawyers	23	32	0	.418
1976	Uhls	28	15	0	.651	1998	Hogan	32	24	0	.571	2020*	Sawyers	9	8	0	.529
1977	Uhls	25	13	0	.658	1999	Hogan	27	27	0	.500	2021	Sawyers	30	22	0	.577
1978	Uhls	14	11	0	.560	2000	Hogan	37	17	0	.685	2022	Sawyers	37	22	0	.627
1979	Uhls	13	10	0	.565	2001	Hogan	34	20	0	.630						
1980	Uhls	22	17	1	.562	2002	Hogan	37	20	0	.649						

* Season shortened due to COVID-19

Mark Hogan

Mark Hogan, the all-time winningest coach in Southeast Missouri State University baseball history, announced his retirement after 18 seasons on July 30, 2012. Hogan compiled a 526-456-1 (.536) record with one Ohio Valley Conference regular-season title (2002), two OVC Tournament crowns (1998, 2002) and the program's only two NCAA Tournament appearances (1998, 2002). Hogan achieved many milestones throughout his illustrious 31-year career which culminated with an overall record of 911-713-3 between the NCAA Division I, NCAA Division II and NJCAA Division I ranks. Most recently, Hogan picked up his 900th career win when the Redhawks beat Arkansas State on Apr. 17, 2012. Prior to that, Hogan notched his 500th victory at Southeast when the Redhawks defeated Eastern Illinois on May 20, 2011. In 2007, Hogan surpassed the legendary Joe Uhls for the most wins in school history.

- 526 victories at Southeast (1995-2012)
- 248 OVC victories
- 18 OVC Tournament Appearances
- 15 Major League Draft picks
- 80 All-OVC selections
- 5 OVC Pitcher of the Year Selections
- 4 OVC Player of the Year Selections
- 4 OVC Rookie of the Year Selections

- 2 OVC Tournament Championships
- 2 NCAA Regional Appearances
- 1 OVC Regular-Season Title
- 911 Career victories in 31 years as a head coach
- 1,627 games coached, including 983 at Southeast Missouri



2023 SOUTHEAST MISSOURI BASEBALL

MISCELLANEOUS RECORDS

Postseason History

(Since Joining NCAA Division I)

OVC Tournament

Appearances and Records

(Finish)

1992.....	1-2
1995.....	2-2 (2 nd)
1996.....	1-2
1997.....	3-2 (2 nd)
1998.....	3-0 (1 st)
1999.....	0-2
2000.....	2-2 (2 nd)
2001.....	0-2
2002.....	4-1 (1 st)
2003.....	1-2
2004.....	3-2 (2 nd)
2005.....	0-2
2006.....	2-2
2007.....	1-2
2008.....	3-2 (2 nd)
2009.....	0-2
2010.....	0-2
2011.....	2-2
2012.....	2-2
2013.....	2-2
2014.....	1-2
2015.....	3-2 (2 nd)
2016.....	4-1 (1 st)
2017.....	1-2
2018.....	1-2
2021.....	3-1 (1 st)
2022.....	3-1 (1 st)

Overall Record..... 48-48

NCAA Tournament Results

1998 Midwest Regional

Wichita, Kan.

5/21 vs. Wichita State - L, 4-7

5/21 vs. Georgia Tech - L, 5-14

2002 Tuscaloosa Regional

Tuscaloosa, Ala.

5/31 vs. Alabama - W, 7-4

6/1 vs. Florida Atlantic - L, 6-12

6/1 vs. Alabama - L, 4-7

2016 Starkville Regional

Starkville, Miss.

6/3 vs. Mississippi State - L, 5-9

6/4 vs. Louisiana Tech - L, 4-9

2021 Oxford Regional

Oxford, Miss.

6/4 vs. #12 Ole Miss - L, 3-6

6/5 vs. Southern Mississippi - L, 0-21

2022 Louisville Regional

Louisville, Ky.

6/3 at #7 Louisville - L, 2-7

6/4 vs. Oregon - L, 6-18

Single-Season Wins

1. 2016.....	39
2. 2022.....	37
2014.....	37
2002.....	37
2000.....	37
6. 2015.....	36
7. 2011.....	34
2001.....	34
9. 2007.....	32
1998.....	32
1995.....	32

Single-Season Winning Percentage

1. 1965.....	.800 (16-4)
2. 1973.....	.778 (14-4)
3. 1982.....	.769 (30-9)
4. 1964.....	.750 (15-5)
5. 1983.....	.744 (29-10)
6. 1986.....	.686 (29-13-1)
7. 2000.....	.685 (37-17)
8. 1971.....	.682 (15-7)
9. 1975.....	.667 (18-9)
10. 1977.....	.658 (25-13)

Single-Season Runs

1. 2016.....	474
2. 2015.....	473
3. 2010.....	452
4. 2022.....	426
5. 2014.....	408
6. 2000.....	397
7. 1998.....	396
8. 2002.....	393
9. 2017.....	388
10. 2011.....	387

Single-Season Batting Average

1. 1986.....	.354
2. 2010.....	.346
3. 1982.....	.324
4. 1985.....	.323
5. 1989.....	.322
6. 2003.....	.321
1963.....	.321
8. 2011.....	.316
9. 1983.....	.315
10. 2000.....	.314

Consecutive Streaks

Wins

Length Year Details

14	2003	3/12 (vs. St. Louis) - 4/12 (at Eastern Ky.), snapped: 4/12 (at Eastern Ky.)
13	1973	Game 1 (vs. Centenary) - Game 13 (vs. Lincoln), snapped: Game 14 (vs. Lincoln)
11	2022	2/26 (vs. Bellarmine) - 3/13 (vs. Valparaiso), snapped: 3/15 (at Indiana State)
11	2016	3/11 (at Eastern Kentucky) - 4/5 (vs. Arkansas State), snapped: 4/4 (at Austin Peay)
11	1985	4/3 (gm. 2 vs. Evansville) - 4/19 (vs. Northeastern Ill.), snapped: 4/20 (at SIU-E)
11	1977	Game 12 (vs. Mo.-Rolla) - Game 22 (vs. Mo. State), snapped: Game 23 (vs. Truman St.)
10	1976	Game 2 (vs. Memphis) - Game 11 (vs. Tenn.-Martin), snapped: Game 12 (vs. Tenn.-Martin)

Losses

Length Year Details

10	2012	3/14 (vs. UALR) - 3/30 (at Eastern Illinois), snapped 3/31 (at Eastern Illinois)
8	1992	2/19 (at Ark. State) - 3/8 (at Columbus College), snapped: 3/8 (at Columbus College)
7	2006	3/11 (vs. South Dakota St.) - 3/26 (at UT Martin), snapped: 3/29 (vs. Missouri)
7	1981	4/8 (at Southern Ill.) - 4/18 (vs. Mo.-St. Louis), snapped: 4/21 (vs. Maryville)
7	1969	Game 4 (vs. Wisc. State) - Game 10 (vs. Mo.-Rolla), snapped: Game 11 (vs. Mo.-Rolla)
6	4x	last 2008 4/9 (vs. Arkansas State) - 4/19 (Samford, Gm. 1), snapped: 4/19 (Samford, Gm. 2)

Shutout Wins

3, 3 times; Last: 4/1/06 (vs. Murray St.) - 4/2/06 (vs. Murray St.)

**OVC Tournament Appearances**

1992.....	1-2
1995.....	2-2 (2 nd)
1996.....	1-2
1997.....	3-2 (2 nd)
1998.....	3-0 (1 st)
1999.....	0-2
2000.....	2-2 (2 nd)
2001.....	0-2
2002.....	4-1 (1 st)
2003.....	1-2
2004.....	3-2 (2 nd)
2005.....	0-2
2006.....	2-2
2007.....	1-2
2008.....	3-2 (2 nd)
2009.....	0-2
2010.....	0-2
2011.....	2-2
2012.....	2-2
2013.....	2-2
2014.....	1-2
2015.....	3-2 (2 nd)
2016.....	4-1 (1 st)
2017.....	1-2
2018.....	1-2
2021.....	3-1 (1 st)
2022.....	3-1 (1 st)
Overall Record.....	48-48

OVC Tournament Record vs.

Austin Peay.....	10-4
Belmont.....	4-1
Eastern Illinois.....	4-5
Eastern Kentucky.....	4-4
Jacksonville State.....	7-8
Middle Tennessee.....	2-6
Murray State.....	4-6
Morehead State.....	4-5
Samford.....	0-2
SIU Edwardsville.....	1-0
Tennessee Tech.....	7-7
UT Martin.....	1-0

OVC Tournament Record by Seed

No. 1.....	15-7
No. 2.....	8-9
No. 3.....	1-2
No. 4.....	0-4
No. 5.....	4-6
No. 6.....	9-8

*Seedings began in 2000

OVC Regular Season Titles

Eastern Kentucky.....	16
Middle Tennessee.....	13
Murray State.....	11
Austin Peay.....	9
Tennessee Tech.....	9
Morehead State.....	8
Southeast Missouri.....	5
Western Kentucky.....	5
Eastern Illinois.....	4
Jacksonville State.....	3
East Tennessee.....	1
Samford.....	1
Belmont.....	1

OVC Tournament Titles

Middle Tennessee.....	10
Austin Peay.....	6
Eastern Kentucky.....	4
Jacksonville State.....	5
Southeast Missouri.....	5
Tennessee Tech.....	4
Morehead State.....	4
Eastern Illinois.....	2
Murray State.....	2
Western Kentucky.....	1

**Year-by-Year OVC
Tournament Champions**

1962.....	Eastern Kentucky
1964.....	Murray State
1965.....	Murray State
1966.....	Eastern Kentucky
1967.....	Eastern Kentucky
1968.....	Middle Tennessee
1969.....	Morehead State
1970.....	Murray State
1971.....	Austin Peay
1973.....	Morehead State
1974.....	Murray State
1975.....	Murray State

1976.....	Middle Tennessee
1977.....	Morehead State
1978.....	East Tennessee
1979.....	Murray State
1980.....	Western Kentucky
1981.....	Middle Tennessee
1982.....	Middle Tennessee
1983.....	Morehead State
1984.....	Eastern Kentucky
1985.....	Eastern Kentucky
1986.....	Eastern Kentucky
1987.....	Middle Tennessee
1988.....	Middle Tennessee
1989.....	Eastern Kentucky
1990.....	Middle Tennessee
1991.....	Middle Tennessee
1992.....	Middle Tennessee
1993.....	Morehead State
1994.....	Middle Tennessee
1995.....	Middle Tennessee
1996.....	Austin Peay
1997.....	Tennessee Tech
1998.....	Southeast Missouri
1999.....	Eastern Illinois
2000.....	Middle Tennessee
2001.....	Tennessee Tech
2002.....	Southeast Missouri
2003.....	Murray State
2004.....	Jacksonville State
2005.....	Austin Peay
2006.....	Jacksonville State
2007.....	Austin Peay
2008.....	Eastern Illinois
2009.....	Tennessee Tech
2010.....	Jacksonville State
2011.....	Austin Peay
2012.....	Austin Peay
2013.....	Austin Peay
2014.....	Jacksonville State
2015.....	Morehead State
2016.....	Southeast Missouri
2017.....	Tennessee Tech
2018.....	Morehead State
2019.....	Jacksonville State
2020.....	No tournament due to COVID-19
2021.....	Southeast Missouri
2022.....	Southeast Missouri



2023 SOUTHEAST MISSOURI BASEBALL

OVC TOURNAMENT APPEARANCES

1992 (at Middle Tennessee)*

Southeast Missouri 3, Austin Peay 1
Middle Tennessee 4, Eastern Kentucky 1 Austin Peay 13, Eastern Kentucky 10
Middle Tennessee 14, Southeast Missouri 2
Austin Peay 6, Southeast Missouri 4
Middle Tennessee 10, Austin Peay 9

1995 (at Middle Tennessee)

Southeast Missouri 7, Eastern Kentucky 4
Middle Tennessee 15, Morehead State 6 Morehead State 4, Eastern Kentucky 2
Southeast Missouri 14, Middle Tenn. 4
Middle Tennessee 8, Morehead State 4 Middle Tennessee 6, Southeast Missouri 5 Middle Tennessee 6, Southeast Missouri 4

1996 (at Austin Peay)

First Round (at Austin Peay)

Southeast Missouri 9, Morehead State 1
Austin Peay 16, Tennessee-Martin 1
Morehead State 6, Tennessee-Martin 4
Austin Peay 8, Southeast Missouri 3
Morehead State 4, Southeast Missouri 0 First Round (at Middle Tennessee)
Tennessee Tech 15, Eastern Kentucky 5
Murray State 13, Middle Tennessee 9 Eastern Kentucky 5, Middle Tennessee 4 Tennessee Tech 8, Murray State 6
Eastern Kentucky 5, Murray State 1
Championship Round (at Austin Peay)
Morehead State 4, Eastern Kentucky 2
Austin Peay 8, Tennessee Tech 3
Morehead State 2, Tennessee Tech 1
Morehead State 2, Austin Peay 1
Austin Peay 4, Morehead State 3

1997 (at Middle Tennessee)

Southeast Missouri 6, Eastern Illinois 5
Austin Peay 4, Eastern Kentucky 1
Southeast Missouri 4, Middle Tennessee 0
Tennessee Tech 5, Austin Peay 4
Austin Peay 9, Middle Tennessee 6
Southeast Missouri 9, Tennessee Tech 5 Tennessee Tech 4, Austin Peay 2
Tennessee Tech 10, Southeast Missouri 8 Tennessee Tech 8, Southeast Missouri 4

1998 (at Southeast Missouri)*

Eastern Kentucky 7, Murray State 5
Morehead State 8, Tennessee Tech 3 Eastern Kentucky 15, Eastern Illinois 3 Southeast Missouri 10, Morehead State 9 Eastern Illinois 10, Morehead State 8
Southeast Missouri 12, Eastern Ky. 8
Eastern Illinois 26, Eastern Kentucky 10
Southeast Missouri 15, Eastern Illinois 11

1999 (at Southeast Missouri)

Middle Tennessee 12, Austin Peay 9
Eastern Kentucky 8, Murray State 5
Eastern Illinois 8, Middle Tennessee 7
Eastern Kentucky 13, Southeast Missouri 6
Middle Tennessee 6, Southeast Missouri 4 Eastern Illinois 9, Eastern Kentucky 4
Middle Tennessee 4, Eastern Kentucky 3
Eastern Illinois 4, Middle Tennessee 3

2000 (at Southeast Missouri)

#4 Austin Peay 8, #5 Murray State 7
#3 Middle Tennessee 4, #6 Eastern Illinois 3 #1 Eastern Kentucky 5, #4 Austin Peay 2
#3 Middle Tenn. 3, #2 Southeast Missouri 2
Southeast Missouri 13, Austin Peay 0
Middle Tennessee 6, Eastern Kentucky 4 Southeast Missouri 15, Eastern Kentucky 5 Middle Tennessee 11, Southeast Missouri 4
Tennessee Tech 11, Eastern Illinois 10
Southeast Missouri 13, Tennessee Tech 1

2003 (at Paducah, Ky.)

#6 Eastern Illinois 12, #1 Austin Peay 11
#5 Eastern Kentucky 12, #2 Southeast Missouri 6
#4 Murray State 8, #3 Tennessee Tech 3 Southeast Missouri 4, Austin Peay 0
Eastern Illinois 9, Tennessee Tech 2
Eastern Kentucky 13, Murray State 6
Murray State 4, Southeast Missouri 3
Eastern Kentucky 8, Eastern Illinois 7
Murray State 6, Eastern Illinois 4 (13 inn.)
Murray State 11, Eastern Kentucky 5
Murray State 19, Eastern Kentucky 4

2004 (at Paducah, Ky.)

#2 Eastern Illinois 18, #5 Southeast Missouri 9
#3 Jacksonville State 15, #4 Eastern Kentucky 0
#6 Samford 15, #1 Austin Peay 3
Southeast Missouri 6, Austin Peay 1
Eastern Kentucky 15, Samford 9
Jacksonville State 5, Eastern Illinois 3
Samford 6, Eastern Illinois 1
Southeast Missouri 9, Eastern Kentucky 7 Jacksonville State 13, Samford 5
Southeast Missouri 7, Jacksonville State 6 (11)
Jacksonville State 5, Southeast Missouri 1

2005 (at Paducah, Ky.)

#4 Murray State 4, #5 Southeast Missouri 3 #6 Eastern Kentucky 6, #3 Morehead State 4
Morehead State 6, Southeast Missouri 1
#2 Austin Peay 6, Murray State 5
#1 Jacksonville State 8, Eastern Kentucky 2
Eastern Kentucky 8, Morehead State 6
Eastern Kentucky 7, Murray State 2
Austin Peay 4, Jacksonville State 1
Jacksonville State 11, Eastern Kentucky 6

Jacksonville State 8, Austin Peay 7
Austin Peay 5, Jacksonville State 0

2006 (at Paducah, Ky.)

#4 Eastern Kentucky 6, #5 Austin Peay 3
#6 Southeast Missouri 7, #3 Eastern Illinois 6
Austin Peay 10, Eastern Illinois 2
#2 Jacksonville State 19, Eastern Kentucky 7
#1 Samford 11, Southeast Missouri 5
Southeast Missouri 10, Austin Peay 9 Eastern Kentucky 14, Southeast Missouri 10 Jacksonville State 17, Samford 6
Samford 24, Eastern Kentucky 6
Jacksonville State 8, Samford 7

2001 (at Paducah, Ky.)

#6 Eastern Kentucky 14, #1 Eastern Illinois 8
#5 Austin Peay 9, #2 Southeast Missouri 4
#3 Tennessee Tech 8, #4 Murray State 3 Eastern Illinois 2, Southeast Missouri 1
Eastern Kentucky 13, Murray State 3
Tennessee Tech 10, Austin Peay 5
Austin Peay 10, Eastern Illinois 6
Tennessee Tech 16, Eastern Kentucky 7
Austin Peay 8, Eastern Kentucky 1
Austin Peay 3, Tennessee Tech 2
Tennessee Tech 9, Austin Peay 2

2002 (at Paducah, Ky.)*

#5 Tennessee Tech 8, #2 Eastern Illinois 0
#1 Southeast Missouri 9, #6 Morehead State 6
#3 Austin Peay 8, #4 Murray State 6
Eastern Illinois 21, Morehead State 1
Murray State 4, Southeast Missouri 3 (10)
Tennessee Tech 3, Austin Peay 2
Southeast Missouri 7, Austin Peay 5
Eastern Illinois 6, Murray State 5
Southeast Missouri 9, Tennessee Tech 2

2007 (at Paducah, Ky.)

#4 Samford 8, #5 Eastern Kentucky 3
#3 Southeast Missouri 10, #6 Murray State 7
Eastern Kentucky 5, Murray State 2
#2 Jacksonville State 15, Southeast Missouri 2
#1 Austin Peay 5, Samford 1
Samford 9, Eastern Kentucky 4
Samford 5, Southeast Missouri 1
Austin Peay 2, Jacksonville State 1
Jacksonville State 10, Samford 8
Austin Peay 3, Jacksonville State 2

2008 (at Paducah, Ky.)

#4 Eastern Illinois 4, #5 Tennessee Tech 1
#6 Southeast Missouri 5, #3 Austin Peay 2
Tennessee Tech 5, Austin Peay 4
Eastern Illinois 8, #2 Samford 4
#1 Jacksonville State 7, Southeast Missouri 6
Tennessee Tech 9, Samford 1



Southeast Missouri 8, Tennessee Tech 4
Eastern Illinois 10, Jacksonville State 6
Southeast Missouri 6, Jacksonville State 4
Eastern Illinois 7, Southeast Missouri 4

2009 (at Paducah, Ky.)

#5 Tennessee Tech 9, #4 Southeast Missouri 5
#6 Jacksonville State 9, #3 Morehead State 0
Morehead State 7, Southeast Missouri 5 (11)
Tennessee Tech 7, #2 Murray State 2
Jacksonville State 11, #1 Eastern Illinois 5
Murray State 8, Morehead State 5
Murray State 5, Eastern Illinois 4
Tennessee Tech 13, Jacksonville State 12 (10)
Jacksonville State 9, Murray State 3
Tennessee Tech 4, Jacksonville State 3 (10)

2010 (at Jackson, Tenn.)

#5 Eastern Illinois 10, #4 Southeast Missouri 5 (10)
#6 Eastern Kentucky 4, #3 Murray State 3
Murray State 13, Southeast Missouri 9 (10)
#2 Jacksonville State 7, Eastern Illinois 5
#1 Tennessee Tech 7, Eastern Kentucky 4
Murray State 10, Eastern Kentucky 2
Murray State 14, Eastern Illinois 4
Jacksonville State 9, Tennessee Tech 7
Tennessee Tech 15, Murray State 6
Jacksonville State 10, Tennessee Tech 8

2011 (at Jackson, Tenn.)

#4 Tennessee Tech 6, #5 Eastern Kentucky 5
#3 Jacksonville State 9, #6 UT Martin 8
UT Martin 6, Eastern Kentucky 2
Jacksonville State 8, #2 Southeast Missouri 2
#1 Austin Peay 2, Tennessee Tech 1
Southeast Missouri 12, UT Martin 7
Southeast Missouri 6, Tennessee Tech 1
Austin Peay 4, Jacksonville State 1
Jacksonville State 15, Southeast Missouri 12
Austin Peay 7, Jacksonville State 3

2012 (at Jackson, Tenn.)

#4 Eastern Illinois 2, #5 Morehead State 1
#6 Southeast Missouri 4, #3 Jacksonville State 1
Jacksonville State 12, Morehead State 5
Eastern Illinois 11, #2 Eastern Kentucky 2
Southeast Missouri 4, #1 Austin Peay 3
Jacksonville State 9, Eastern Kentucky 4
Austin Peay 7, Jacksonville State 6 (11)
Eastern Illinois 7, Southeast Missouri 6
Austin Peay 10, Southeast Missouri 6
Austin Peay 7, Eastern Illinois 0
Austin Peay 3, Eastern Illinois 0

2013 (at Jackson, Tenn.)

#5 Eastern Kentucky 11, #4 Jacksonville State 2 #6
Southeast Missouri 9, #3 Belmont 6
Belmont 6, Jacksonville State 3
#2 Austin Peay 13, Eastern Kentucky 3
#1 Tennessee Tech 5, Southeast Missouri 1
Southeast Missouri 2, Belmont 1
Eastern Kentucky 12, Southeast Missouri 9
Austin Peay 6, Tennessee Tech 2
Eastern Kentucky 6, Tennessee Tech 4
Austin Peay 6, Eastern Kentucky 3

2014 (at Jackson, Tenn.)

#5 Morehead State 11, #4 SIUE 6
#6 Eastern Illinois 2, #3 Jacksonville State 1
Jacksonville State 7, SIUE 5
#2 Tennessee Tech 14, Morehead State 2
#1 Southeast Missouri 8, Eastern Illinois 6
Jacksonville State 13, Eastern Illinois 2
Jacksonville State 7, Morehead State 1
Tennessee Tech 9, Southeast Missouri 2
Jacksonville State 6, Southeast Missouri 2
Jacksonville State 10, Tennessee Tech 7
Jacksonville State 4, Tennessee Tech 2

2015 (at Jackson, Tenn.)

#4 Tennessee Tech 5, #5 Jacksonville State 3
#6 Belmont 9, #3 SIUE 7 (11)
Jacksonville State 8, SIUE 5
#2 Morehead State 4, Tennessee Tech 3 (10)
Belmont 7, #1 Southeast Missouri 2
Southeast Missouri 12, Jacksonville State 4
Southeast Missouri 14, Tennessee Tech 3
Morehead State 8, Belmont 4
Southeast Missouri 9, Belmont 4
Morehead State 16, Southeast Missouri 3

2016 (at Jackson, Tenn.)*

#4 Morehead State 3, #5 Tennessee Tech 2
(12) #3 Austin Peay 12, #6 Belmont 7
Belmont 9, Tennessee Tech 8
#2 Jacksonville State 12, Austin Peay 10
#1 Southeast Missouri 3, Morehead State 0
Belmont 8, Morehead State 0
Austin Peay 7, Belmont 4 (13)
Jacksonville State 11, Southeast Missouri 7
Southeast Missouri 10, Austin Peay 4
Southeast Missouri 10, Jacksonville State 7
Southeast Missouri 14, Jacksonville State 8

2017 (at Oxford, Ala.)

#7 Austin Peay 6, #8 UT Martin 2
#5 Southeast Missouri 13, #4 Jacksonville State 10
#6 Murray State 9, #3 Belmont 3
#2 Morehead State 9, Austin Peay 4
Austin Peay 8, Jacksonville State 7
#1 Tennessee Tech 14, Southeast Missouri 9
Morehead State 12, Murray State 6

Belmont 6, Austin Peay 1
Murray State 8, Southeast Missouri 5
Tennessee Tech 8, Morehead State 6
Belmont 5, Murray State 4
Belmont 11, Morehead State 6
Tennessee Tech 16, Belmont 4

2018 (at Oxford, Ala.)

#7 Murray State 15, #8 Eastern Illinois 5
#4 Jacksonville State 8, #5 Austin Peay 2
#3 Morehead State 12, #6 Eastern Kentucky 7
#2 Southeast Missouri 5, Murray State 2
Eastern Kentucky 13, Murray State 6
#1 Tennessee Tech 5, Jacksonville State 2
Morehead State 18, Southeast Missouri 9
Eastern Kentucky 5, Austin Peay 1
Tennessee Tech 10, Morehead State 5
Jacksonville State 11, Southeast Missouri 0
Eastern Kentucky 11, Jacksonville State 8 (14)
Morehead State 5, Eastern Kentucky 2
Morehead State 11, #18 Tennessee Tech 6
Morehead State 4, #18 Tennessee Tech 3

2021 (at Jackson, Tenn.)*

#1 Southeast Missouri 11, #4 Austin Peay 8
#2 Murray State 8, #3 Morehead State 7 (13)
#1 Southeast Missouri 6, #2 Murray State 5
#4 Austin Peay 3, #3 Morehead State 1
#2 Murray State 7, #4 Austin Peay 6 (11)
#2 Murray State 10, #1 Southeast Missouri 1
#1 Southeast Missouri 10, #2 Murray State 1

2021 Tournament narrowed to four teams due to COVID pandemic

2022 (at Lexington, Ky.)*

#5 SIU Edwardsville 13, #8 Austin Peay 1
#6 Tennessee Tech 9, #7 Murray State 2
#5 SIU Edwardsville 8, #4 Eastern Illinois 6
#6 Tennessee Tech 11, #3 Morehead State 9
#1 Belmont 10, #5 SIU Edwardsville 9
#6 Tennessee Tech 11, #2 Southeast Missouri 10
#2 Southeast Missouri 14, #5 SIU Edwardsville 6
#1 Belmont 8, #6 Tennessee Tech 3
#2 Southeast Missouri 5, #6 Tennessee Tech 2
#2 Southeast Missouri 5, #1 Belmont 4 (10)

* OVC Tournament Champion



2023 SOUTHEAST MISSOURI BASEBALL

2022 NCAA LOUISVILLE REGIONAL



2023 SOUTHEAST MISSOURI BASEBALL
2022 NCAA LOUISVILLE REGIONAL





2023 SOUTHEAST MISSOURI BASEBALL

2021 NCAA OXFORD REGIONAL

NCAA
2021 DIVISION I
BASEBALL
CHAMPIONSHIP

OXFORD REGIONAL

JUNE 4-7, 2021

Oxford-University Stadium / Swayze Field

Ole
Miss

#1



#2




#3



#4



2023 SOUTHEAST MISSOURI BASEBALL
2021 NCAA OXFORD REGIONAL





2023 SOUTHEAST MISSOURI BASEBALL

ALL-TIME ROSTER

A

Abele, Joe.....1963-64
Abernathy, Ryan.....2010
Abrams, Mike.....1971
Adams.....1968
Adamson, Michael.....2010-11
Alberter.....1976
Allen, Shane.....2000-01
Alsdorf, Jamie.....1995
Alsup.....1966
Alvarez, Tim.....2002-03
Amick, Mark.....1973-76
Anderson, Jack.....1960
Andrews, Lincoln.....2019-Pres.
Apprill, Greg.....1981-83
Arft, George.....1960-61
Ashton, Cody.....1985
Auer, Ron.....1971-72

B

Bading, Fred.....1977
Bahr, Ray.....1963-65
Bailey.....1993-94
Baker, Doug.....1990-91
Baker, Randy.....1977-80
Baldwin, Matt.....2001-02
Bann, John.....1972
Barklage, Gary.....1981
Barnes, Larry.....1961-62
Barnes, Ryan.....2012-15
Barnett, Tim.....1991
Basler, Connor.....2017-21
Basta, Ed.....1976-78
Basta, Larry.....1976-79
Bauman, Terry.....1967
Bazzell, Terry.....1973-75,77
Beatty, Brad.....2001
Beauchamp, Derek.....2019
Beaudean, Joel.....1964-67
Bebej, Jeff.....1994-97
Beever, James.....2000,02-03
Below, Jason.....1993-94
Beltran, Robert.....2016-17
Bergholdt, Dan.....2016-19
Bernard, Lacey.....1978-81
Berra, Michael.....2017-18
Berry, Dan.....1998-99
Bieser, Cole.....2010-14
Bieser, Steve.....1988-89
Black.....1959
Blair, Shane.....2012
Blankenship, Bob.....1973-74
Blazevic, Austin.....2018-21
Blemker, Zac.....2007-08
Blum, Jason.....2011-15
Blum, Kris.....1992-95

C

Bock, Nathan.....2018-20
Boeller, Kirk.....2009-11
Boeller, Keith.....1980-83
Boever, Jim.....1969-71
Bogenpohl, Chad.....1998-99
Boggetto, Brandon.....2013-16
Bohnert, Jeff.....1985-86
Bonilla Jr., Clement.....1999-02
Booth, Carl.....1996
Borders, Chad.....1991-93,95
Borowiak, Zach.....2000-03
Bottger, Kyle.....2017
Bourbon, Jeff.....1998-01
Boxwell, Tyler.....2013
Boyer, Ron.....1960
Boyett, Jeff.....1991
Bracamonte, Ernie.....2004-05
Bradford, Kieran.....2008
Brady, Mike.....1968-69
Branstetter, Ryan.....1997
Brechtlein, Tom.....1981
Breuer, Tom.....1993-96
Brewer, Kirby.....1986-88
Brockhouse, Weston.....2022
Brown.....1969
Brown, Darryl.....1986
Brucker, Kevin.....1984-85
Brunderman, Rich.....1964-67
Brune, Greg.....1965-68
Buck, Justin.....1996-97
Buckner, Jason.....1996
Budt, Greg.....1999
Buechting, Don.....1975-78
Bumpus, Brad.....2003
Bunton, Bob.....1979-82
Bunton, Ted.....1989-92
Burgess, Ky.....2010-2011
Burgess, Larry.....1983-85
Burkis, Ryan.....1992-94
Burlison, Ron.....1970
Burton, David.....1986
Burridge, Alex.....2012-15
Burris, Joey.....2015-18
Busiek, Jake.....2016
Busiek, Rob.....1988
Caffrey, Chris.....2016-17
Callaghan, Jeb.....2021-Pres.
Calvird, Riley.....2015
Cameron, Josh.....2022-Pres.
Campbell, Kody.....2009-12
Campbell, Keith.....1978-80
Cantanzaro, Phil.....1960-61
Canty, Alex.....2018-19
Carter, Matt.....2004-07

D

Cashion, Jim.....1960,62
Casson, Augie.....2000
Catanzaro, Phil.....1962-63
Chandler, Clay.....2016-17
Chastain, Rick.....1977-78
Cheo, Ryan.....2002
Chiaventone, Pat.....1977
Christian, Justin.....2003
Cisneros, Blake.....2019-22
Clark, Bob.....2012-13
Clark, Shawn.....1995-96
Clayton, Bill.....2003,05
Clayton, James.....2004-06
Clayton, James.....1968
Clayton, John.....1990-91
Cobb, Skylar.....2013-14
Coker, David.....1969
Cole, Lindell.....1960
Collier, Lamonte.....1996-97
Collins, Skip.....1968-70
Collins, Ar.....1971
Colucci, Bobby.....2010
Cook, Matt.....2017-19
Colyer.....1964
Congwer, Tony.....1983
Cooper, Shawn.....1992
Costello, Daniel.....2016
Cox, Braden.....2019-20
Craft, Lance.....1996-97
Crafton, Bill.....1961-62
Creamer, Jeff.....1982
Creech, Dennis.....1961-63
Criscione, Bill.....1975-78
Cronister.....1959
Crosnoe, Rex.....1993-95
Crosnoe, Cory.....1988-89
Croucher, Andrew.....2014
Cummings, Tyrell.....2008-09
Cunningham, Heath.....1992
Curran, Rusty.....1996
D'Amico, Paul.....1978-81
Daily, Rick.....1983
Dambach, Greg.....2007,09-10
Dambach, Grant.....1974-77
Dambach, Mike.....1972-74
Dameworth, Bruce.....1975
Dannenmueller, Dan.....1990-93
Davenport, Bonnie.....1960-62
David.....1973
Davidson, Andy.....2000-02
Davie.....1965
Davis, Grant.....2012
Deal, Russ.....1979-82
Deason, Kendall.....2009

E

Debrock, Lanson.....1997-00
DeFere, Dean.....1987-89
Detring, Ken.....1973-74
Dicus, Jon.....2010-11
Diel, Bill.....1989
Dinkelman, Ryan.....2003
Dirden, Justin.....2018-20
Dirnberger, Blake.....2009
Dodd, Dylan.....2019-21
Doehring, Jim.....1960-63
Doerr, Merl.....1985
Doerr, Mark.....1976-77
Dohogne, Rick.....1978-80
Draves, Rob.....1982
Drury, Mark.....1969-72
Duncan, Dave.....1991-92
Dunn, Keith.....1967
Durso, Marc.....1975
Dyson, Ken.....1961
Edwards, Jim.....1988-91
Edwards, Tim.....1989-91
Eftink, Mick.....1979-82
Eftink, Josh.....2002
Eiler, Terry.....1966-67
Eisenbach, Rick.....1975-78
Elfrank, Steve.....1971-74
Elfrink, Brad.....1987-89
Epley.....1993-94
Erlacker, Jim.....1971-73
Erleben, Gary.....1965-66
Esler, Alex.....2022-Pres.
Eubanks, Glenn.....1987
Evans, Clayton.....2013-17
Evans, Joey.....2005
Evans, Jim.....1980
Evans, Victor.....1960
Ezell, Trevor.....2015-18
Fahringer, Mick.....1978
Faircloth, Eric.....1986
Fangman, Aaron.....2003-04
Faulkner, Peyton.....2018-19
Felling, Michael.....2011
Ferguson, Cole.....2014-15
Fernandez, Andres.....2004
Feuerstake, Caleb.....2019-20
Fields, W.....1961
Files, Brad.....1983
Fitch, Mike.....2004
Fitzpatrick.....1994
Fisher, Nolan.....2012-15
Forsyth, Ryan.....2003-05
Forsythe.....1959
Forte, Adonis.....2021

F

2023 SOUTHEAST MISSOURI BASEBALL

ALL-TIME ROSTER



Frakes, Bill.....1984
Frank, Andrew.....2018-19
Frazier, Mark.....2001-02
Fritsche, Tom.....1979-80
Fritts, Turner.....2019
Fuller, Donnie.....2002-03
Fulte, Tim.....1991-92
Funkhauser, Bill.....1959-60

G

Gabbard, Ron.....1969
Gagan, Tristen.....2017-18
Gaebler, Kenny.....1998-00
Gandolfo, Garrett.....2015-16
Garner, Kurt.....2004
Garner, Nick.....1985
Garrow, Steve.....1978-81
Gentry, Mike.....1971
Gerwitz, Jim.....1996-97
Gibson, Chris.....2005-06
Gibson, Derek.....2010-14
Giegling, Jim.....1987
Gilbert, Gary.....2003-04
Glastetter, Jim.....1964-67
Glenzy, Gary.....1962
Goetz.....1977
Goforth, Chuck.....1982-83
Gongwer, Tony.....1984-86
Gonzalez, Brett.....2019
Goodman, Steve.....1996-97
Govek, Ryan.....2002

Grabner, Brett.....2021-Pres

Graham, Darryl.....2006-07
Grant, Wyatt.....2022
Greaser, Brian.....1990
Green, Nate.....2017-18
Grim, Jon.....1986-88
Gronowski, Dave.....1980-81
Gross, David.....1977-80
Gross, M.....1961

Grossius, Bryce.....2019-Pres.

Gumieny, Kyle.....2009-10
Gunnels, Brian.....1996

Guthman, Corbin 2022-Pres.

Guthrie, Brian.....1984-85

H

Hachman, Ralph.....1965-68
Hagedorn, Bob.....1960-61
Hagerty, Chase.....2017-19
Haggerty, Josh.....2017
Hahn, Landon.....2019-20
Haines, Talley.....1996-97
Hajek, Gerald.....1962
Halter, Tim.....1970
Hammers, Jim.....1977-78

Hanne, Troy.....1990
Hansford, Wade.....2003-04
Hantack, Richard.....1959-60
Harmon.....1959
Harmon, Robert.....1990
Harness, Corey.....2008-11
Harness, Harland.....1978-79
Harper, Brian.....1986-88
Harris, Donta.....1992-95
Harris, Nick.....2007-11
Harshbarger.....1959
Haseltine, Louie.....2008-2011
Hastings, Blaze.....2017
Hastings, Trae.....1975-78
Hatton, Vern.....2001-02
Haunschild, Frank.....1965-66
Hawkins, Dave.....1959-60,62-63
Hayden, Derek.....2007
Hayes, Travis.....2014-15
Hearne, Gary.....1965-66
Hemmer, Lance.....1982-84
Hempfen, Hal.....1986-87
Hendrain, Adam.....2010
Hendrix, Greg.....2009
Heon, Taylor.....2010-2012
Herbig, Derek.....2004-06
Herring.....1964
Heuring, Darrell.....1990
Heuring, Keith.....1996
Heuvelman, Arnie.....1982-85
Hewitt, Dalton.....2011-15
Hibbard, James.....2006
Hicks, Mike.....1989
Hilz, Jeffrey.....2000-01
Hobbs, Ted.....1979-80
Hoehner, Brad.....1996-99
Hoffman, Craig.....1983-86
Hoffman, Eric.....2001-04
Hoffman, Josh.....2021
Hogan, Mark.....1976
Hojnacki, Michael.....2019-20
Holdinghaus, Dave.....1972-74
Holdner, John.....1961-63
Holland, Matt.....2007
Holland, Dennis.....1961
Hollrah, Scott.....1991-92
Holst, Dan.....2016-17
Holtzman.....1966
Hopkins, Brian.....2001-03
Hopper, Scott.....1994-96
Horace, Scott.....1989-90
Horstman, Eric.....2004-05
Hosick, Steve.....1977
Hotfelder, John.....1968-70
Howe, Mike.....1972-74
Huesgen, Dan.....1997-00

Hull, Christian.....2011-14
Hull, Matthew.....1998
Hunt, Jeff.....1976-77
Hurst, Bobby.....2012-13

I

Iago, Tyler.....2014
Ivie, Mike.....1981-84

J

Jacobsen, Noah.....2019-21
James, Rolland.....1967-70
Janet, Chris.....1981-84
Jarvis, John.....1991-92
Jenkins, Bo.....2004-05
Jensen, Jeff.....1984
Jett, Jim.....1964
Jett, Jim.....1967-68
Johnson, Andrew.....2005-06
Johnson, Bob.....1979
Johnson, Jeremy.....1997-00
Jolly, Charles.....1971-72
Jones, Casey.....2010-11
Jones, Tony.....1985-86
Jorgenson.....1959
Jorn, Dave.....1975-76
Jungers, Bill.....1963-65

K

Karall, Joseph.....2021-22
Keck, Andrew.....2019-22
Kelam, Ron.....1972-73
Kell, Jamie.....1984
Kemper, Jake.....2008
Kendall, Ryan.....2012-13
Kern, Robert.....1998-99
Kesterson, Al.....1964, 66-67
Kill, Trevor.....2012-13
Kimbelen, Keith.....1986-87
King, Floyd.....1963-66
King, Jim.....1970-71
King, Jeremy.....2001
Kinsolving, Darin.....1997-00
Kintz, Jeff.....1982,84
Kitchen, Paul.....1967
Kitchen, Terry.....1971-74
Kitrell, Mike.....1986

Klein, Anthony2021-Pres.

Klein, Corey.....2003
Kline, Terry.....1966-67
Klocke, Jim.....2007-10
Koch, Don.....1961
Kolons, Brett.....2009
Korando, Tony.....1975-76
Kornfeld, Kevin.....1978
Kosciulek, Keith.....1983

Kossina, Joey.....2021
Kreitler, Broc.....2015
Kress, Steve.....1991-92
Kuehler, Dan.....1969-70
Kuehn, Ralph.....1975-77
Kuhl.....1964
Kumer, Kerry.....1987
Kurt, Bryan.....2004-05
Kurtz, David.....2002
Kutmas, Chad.....1995

L

LaBruyere, Brad.....2008-11
Ladd, Skler.....2012
Landgraf, Jeff.....1970-73
Landgren, Allan.....1998-99
Lane, Marty.....1998-99
Lang, Bob.....1962
Larsen, Tim.....1998
Lack, Andy.....2012-16
Lawrence, Jacob.....2015-16
Lawson, Brent.....2004-07
Lawson, David.....2002-03
Layton, Aaron.....1990-93
Lee, Tom.....1962
Lees, Brian.....2016-17
Leeper, Hunter.....2015-16

Leeper, Peyton2019-Pres.

Leigh, James.....2007-09
Leonard, Jim.....1966-68
Lenaburg, Ryan.....2014-15
Lenington, Andy.....2011-15
Lewallen, Ronnie.....2000
Lewis, Jakob.....2022
Lewis, Jon.....1997
Lloyd, Daniel.....2019
Lipe, Edward.....1972
Lochmann.....1993-94
Loflin, Jim.....1988-89
Lohr.....1959
Long, Darrell.....1967-70
Long, Jim.....1969-70
Lopez, Freddy.....2004-05
Losman, Ryan.....2017-18
Lowe, Steve.....1998-99
Lucchesi, Joey.....2015-16
Luer, Jeff.....1987
Lummus, Lee.....1986-89
Lunski, Greg.....2001
Lynch, Paul.....1989-90
Lynn, Dylan.....2012-13

M

Mabrey.....1959
Mabury.....1959
Mahan, Bill.....1961



2023 SOUTHEAST MISSOURI BASEBALL

ALL-TIME ROSTER

Mahon, Logan.....2010-11
Malchow, Bruce.....1961-62
Malenfant, Hayden.....2019-22
Malham, Brennan.....2010-11
Maloney.....1993-94
Maloney, Scott.....1981-85
Malzahn, Ryan.....2021-22
Mann.....1968
Manning, Josh.....2008
Marino, Charlie.....1998-00
Marschel, Larry.....1990-91
Mason, Jevon2021-Pres.
Massie, Stephen.....2009-10
Mather, John.....1988-89
Maupin, Anthony.....2004-06
McAlister, Jamie.....2005-06
McCabe, Brandon.....2021
McCann, Jeff.....1983-84
McClanahan.....1959
McClanahan, Sean.....1989
McClarty, Pat.....1974
McConnell, Britt.....1986-90
McDonald, Tristen.....2001-03
McGuire, Nathan.....1998
McLain, Gary.....1982
McMahan, Aiden.....2017
McMahon.....1993-94
McNeely, Bryan.....2019-20
McSpadden, Galen.....1971-74
McVay, Charles.....1960,63
Meade, Josh.....2013
Meier, Dale.....1961-64
Mercado, Chad.....2006-07
Metz, Don.....1967-70
Meyer, Kevin.....1999-00
Meyn, Keegan.....2019-20
Meystedt, Kermit.....1964-67
Michel, David.....1995-97
Middleton, Perry.....2014-15
Mikrut, Tyler.....2013
Miller.....1959
Miller, Blake.....1978-81
Miller, Brad.....1987
Miller, Kyle2021-Pres.
Miller, Larry.....1966-68
Miller, Mike.....1995-97
Miller, Tom.....1988
Miller, Tim.....1991
Mills.....1959
Mitchell, John.....1985
Mitchell, Michael.....2000-01
Mitchell, Scott.....2014-16
Mitts.....1993-94
Mize, John.....1975
Moeglin, Brian.....1991-94
Moehrs, Clay.....1988-91

Mohar, Bill.....1962
Monahan, Pat.....1965
Montgomery, Jim.....1978-79,81
Montiel, Frankie.....2004-05
Moore, Robby.....2006-07
Moore, Zach.....2015-17
Morgan, Scott.....1979,81-82
Morgan, Bruce.....1975-76
Morris.....1968
Morris, Jeff.....1983-84
Morrow.....1959
Moses, Trenton.....2008-12
Mosel, Greg.....2014-15
Mosley, Braden.....2017
Mosley, Steve.....1964-65
Moulton, Seth.....2003
Muegge, Ken.....1982
McCann, Don.....1962
Mueller, Tanner2022-Pres.
Muench, Doug.....1985-86
Munsell, Mark.....1992
Murphy, Dan.....1978
Murphy, Justin.....2016-17

N

Nagel, Blane.....1975
Nails, Ivan.....2007-08
Neal, Kyle.....2001
Nebel, Steve.....1974
Needham, Dylan.....2019-20
Neel, Brendon.....2015
Newcomb, Keith.....1963-65
Nicholas, Brice.....2000-02
Nichols, Gary.....1959-60
Nieslen, Alex.....2018-19
Niznik, Noah2019-Pres.
Noll, Brady.....2004-05
Noon, Jim.....1974-75
Nourie, Jon.....2003-04

O

O'Connor, Gerald.....1959-60
O'Donnell, Connery.....2021-22
O'Mara, Tom.....1961
Olson, Levi.....2005-06
Osborne, Chris.....2016-17
Osborne, Ethan2022-Pres.
Osburn, Ted.....1979-80

P

Padilla, Omar.....2006-07
Palmer, Ben2022-Pres.
Palmer, Dave.....1981-82
Parham, Josh.....2005-07
Parker, Bryan.....1975-76
Parker, Spencer2022-Pres.

Parks, Jim.....1987-91
Parmley, Kenton.....2009-12
Paskus, John.....1972-73
Patman, Michael.....2012-13
Patterson, Dan.....1984-86
Patterson, Dennis.....1972
Payne, Jordan.....2005-06
Payne, Jerry.....1966-67,72
Payne, Jim.....1965-66
Payne, Mike.....1969-72
Pecaut, Ricky.....1987-88
Pehle, Todd.....1994-97
Pehle, Troy.....1994-97
Pelsma, Dennie.....1967-69
Pemberton, Shawn.....1996-97
Pennington, Adam.....2016-18
Pennington, Todd.....1999-01
Pepper, Brian.....1997
Perego, Matt.....2021-22
Peterson, Jack.....1960
Pfingsten, Dan.....1995-96
Phillips.....1994
Phillips, Derrick.....1985
Pierce, Rhett.....1992-93
Pilcher, Joey.....2003-04
Pilla, Dave.....1976
Pittman, Rance.....2019-22
Plassmeyer, Ken.....1959-62
Poinsett.....1959
Poole, Ryan.....2008-09
Portell, Mike.....1965,67
Potts, Randy.....1984-85
Potts, Craig.....1974
Powell, Charlie.....1972-73
Poynor, Bill.....1980
Pritchett, Dustin.....2005-07
Prickett, Ryan.....2011-12
Probst, Ron.....1960
Proctor, Dave.....1971
Prothro, Lawrence.....1985
Pruneau, Scott.....1990-93
Purcell, Brad.....2001-02
Pyles, Wesley.....2015-19

Q

Qualls, Bruce.....1982-85

R

Rackers, Jason.....2022
Radetick, Joe.....1984-86
Raley, Mike.....1972-75
Ralls, Hunter2021-Pres.
Range, Dale.....1981
Rausch, Fischer2019-Pres.
Rave, Aaron.....2006
Reeder.....1970

Reid, Bill.....1966-67
Reid, Bob.....1959
Reid, John.....1959-61
Reinagel, Jeff.....1981-83
Reinagel, Kenny.....1982-84
Reinagel, Scott.....2002-03
Reinagel, Tom.....1971-72
Renfrow, Dustin.....2007-08
Rentfro, Cooper.....2017
Reuss, Jim.....1962-64
Reynolds, Garret.....2016-17
Rhodes, Lance.....2007-08
Rhodes, Larry.....1962-65
Richards, Kent.....1982
Riddle, Lee.....1963
Riley, Phillip.....2006-07
Ripp, Jacob.....2011
Rippee, Ryan.....2015-16
Risch, Scott.....1981
Rives.....1993-94
Rizzuto.....1969-70
Roberts, Mike.....1980
Robertson, Kylar.....2016-17
Robins, Randall.....1974-75
Robinson, Kerry.....1993-95
Robinson, Mike.....2001
Rodriguez, Daniel.....1998-99
Rogers, Bryan.....1992-93
Roll, Lee.....1969
Rosburg, Paul.....1981-82
Rosener, Sam.....2007-08
Rothweil, Larry.....1994-95
Rouse, Quenten.....2005-06
Ruff, Kenneth.....1984
Rupp, Tim.....2010-11
Russell, Brett.....2010-11

S

Sacshe, Austin.....2018-19
Salazar, John.....2009-10
Samples, Mike.....1977-79
Sandheinric, Kelly.....1986-87
Sawyers, Jon.....2021
Saulter, Jim.....1975
Schaefer, Brian.....1993-95
Schatzley, Bill.....1977-79
Scheidt.....1964
Schiller, Don.....1965-67
Schiltz, Danny.....1999
Schlegel, Andy.....1996
Schlick.....1974
Schmidt, Steve.....1987
Schmidt, Lynn.....1977-78
Schneider, Gary.....1975
Schreck, Chris.....1987
Schreiber, David.....1991

2023 SOUTHEAST MISSOURI BASEBALL

ALL-TIME ROSTER



Schromm, Aaron.....2019-20
 Schuembaur, Carl.....1974
 Schuh, Daniel.....2006-09
 Schulman, Jeff.....1992-94
 Schulte, Joe.....1984-85
 Schumacher.....1968
 Schwartz, Dan.....1979-80
 Schwent, Gary.....1969-70
 Schwieso, Brian.....1986
 Sconce.....1994
 Seabaugh, Don.....1983
 Sehnert, Ryan.....2003
 Selby, Tim.....1995
 Self, Brent.....2002
 Shadowens, Chris.....1986
 Shah, Asif.....2006-07
 Shannon, Dennis.....1970
 Shasserre, Dan.....1966-67
 Sheffer, Marc.....1998
 Shelton, Steve.....1973-75
 Sheridan, Andy.....2002
 Shearrow, Luke.....2013
 Sherry.....1968
 Sherry, Adam.....2002
 Shifferdecker, Rod.....1990
 Short, Paul.....1987-88
 Shy, Dan.....1988-89
 Shylanski, Todd.....1991-92
 Siboda, Dave.....1996-97
 Siddle, Alex.....2013-16
 Siebert, Scott.....1987-90
 Sigler, Brian.....1990,92
 Simmons, Brad.....2001-02
 Simmons, Mark.....1985
 Simmons, Shae.....2010-12
 Singleton, Raleigh.....1963
 Skakalski, Stan.....2003-04
 Slattery, Blake.....2008-11
 Smiley, Butch.....1976
 Smith, Brad.....2003-05
 Smith, Brandon.....1999-02
 Smith, Darrick.....1983-86
 Smith, Tim.....1975-76
 Smith, Zack.....2012-13
 Sommerkamp, David.....1998
 Sole, Casey.....2019-20
 Sorth, Larry.....1961
 Southerland, Hunter.....2018-19
 Spalt, Logan.....2018-19
 Spanberger, Cody.....2012-15
 Spawr, Braden.....2019-20
 Spencer, Tony.....2008-09
Sperling, Danny2021-Pres.
 Spies, George.....1969-71
 Spille, Ryan.....1998-99
 Spitzfaden, Will.....2012-13

Stahl, Barry.....1973
 Stambush, Archie.....1999-00
Stauss, Ty2021-Pres.
 Stauss, Wade.....2018-21
 Steffens, Jeff.....1987-90
 Steighorst, Mark.....1972
 Steimle, Doug.....1965-67
 Steinmetz, Rich.....1981-83
 Stephens, Andy.....2008-09
 Stephens, Garrett.....2019
 Steward, Lon.....1985-86
 Steward, Malik.....2012
 Still, Steven.....2012-13
 Stockton, Garret.....2014-15
 Stoll, Isaac.....2007
 Stone, Noah.....2021-22
 Strahlendorf, Todd.....2008-09
 Stretch, Aaron.....2018-19
 Stroud, Dan.....1981-83
 Stucker, Gary.....1987-88
 Stuckey, Denver.....2000-03
 Suedekum, Jerry.....1963-65
 Sullivan, Robin.....1975
 Sullivan, Scott.....1997-98
 Swartz, Mike.....1976
 Swearingen, Jason.....1995-98
 Swift, Bob.....1963-64
 Swift, Dick.....1963-64
 Syberg, Josh.....2007-2011

T

Tabata, Osamu.....1989,91
 Taylor, Joel.....2016
 Taylor, Michael.....006-07
 Teel, Marvin.....1962
 Tellor, Matt.....2013-14
 Theodorakos, Jason.....2003-04
 Thomas, Nick.....2010-11
 Thomas, Scott.....1990-91
 Thomas, Tommy.....2000-01
 Thomas, Tyler.....2013
 Thompson, Jay.....1979-80
 Thorgmorton, Dick.....1960
 Thornsberry, James.....1968-71
 Tierney, Jesse.....2009-12
 Tripp, Shawn.....1992-93
 Turk, Jim.....1961-64
 Turner, Dewight.....1963

U

Ulmer, Pete.....1965-68
 Underwood, Jordan.....2010-11

V

Valek, Eddie.....1993-95
 Vardell, Vrah.....1959-60
 Varone, Bill.....1962
 Vaske, Joel.....2022
 Vaughn, Steve.....1965-68
 Vega, Carlos.....2017-18
 Via.....1969
 Vick, Christian.....2018-19
 Vickery, Charlie.....1973-74
 Vieth.....1977
 Viviano, George.....1961
 Vogt, Ryan.....2019-21
 Voss, Ron.....1962-63

W

Wade, Matthew.....2015-18
 Wadlington, Gary.....1962-63,65
 Wadlington, Scott.....1980
 Wagner, Matt.....2007-09
 Wahl, Fred.....1972,74-75
 Waldhoff, Jared.....2016-17
 Wallace, Ron.....1968-71
 Wallut, Rich.....1982
Warehime, Cole 2022-Pres.
 Warren, Phil.....1997-00
 Warren, Lee.....1973-74
 Webb, David.....2019-20
 Weber, Matt.....1992
 Weiler, Jeff.....1995
 Wells, Rob.....1995
 Wengert, Alan.....1982-84
 Wengert, Gary.....1973-74
 Wente, Jacob.....2010-11
 West, Chris.....2005
 West, Josh.....2002
 Wheeler, Justin.....2008-09
 Wiese, Andrew.....2007-09
 Wieser, Dan.....1975-77
 Wieser, Mike.....1976
 Wieser, Rick.....1975-76
 Wieter, Alan.....1990-92
 Wilber, Tyler.....2019-22
 Williams, Austin.....2019-22
 Williams, Greg.....1969
 Williams, Hank Jr.....2012-13
 Williams, Joe.....1977-80
 Williams, Peter.....2015
 Williams, Ray.....1969-70
 Williams, Steve.....1981-84
Wilma, Collin.....2019-Pres.
 Wilson, Devon.....2018-19
 Wilson, Jon.....1971-72
 Winder, Logan.....2018-19
 Winder, Mark.....1988
Windt, Tommy2022-Pres.

Winkelman, Alex.....2013-15
 Winkler, Bob.....1967
 Wise, Trent.....2010-11
 Wittenborn, Mark.....2003-04
 Wollis, Keith.....2004-05
 Wolsey, Jerry.....1998-99
 Wood, Brent.....1980-83
 Wright, Brady.....2014-16
 Wright, Danny.....2017-21
 Wright, John.....1971
 Wulfers, Matt.....2007-08

Y

Yount, Kyle.....1996-99
 Yount, Steve.....1970-73

Z

Zivic, Braxton.....2021

Current Players in **Bold**



2023 SOUTHEAST MISSOURI BASEBALL YEARLY RESULTS

Head Coach

Joe Uhls

1960 (4-8)

Southern Illinois	L	4-3
Harris-Stowe	W	5-3
Arkansas State	W	10-2
Southern Illinois	W	10-7
Concordia Seminary	L	3-2
Memphis	L	11-0
Saint Louis	L	17-3
Paducah Jr. Coll.	L	10-5
Southern Illinois	L	10-5
McKendree	L	7-4
Murray State	L	5-3

1961 (6-9-1)

Quincy	L	8-0
Central Michigan	L	9-4
North Dakota	W	5-2
Harris-Stowe	W	5-4
Evansville	W	8-3
Arkansas State	L	12-3
Paducah Jr. Coll.	L	9-7
Southern Illinois	W	5-4
Southern Illinois	L	13-1
Murray State	L	3-2
Saint Louis	T	4-4
Saint Louis	L	12-2
Southern Illinois	L	8-7
Flat River Jr. Coll.	W	22-0
Murray State	W	8-5
Memphis	L	5-0

1962 (5-12-1)

William Jewell	W	7-4
Evansville	T	4-4
Arkansas State	L	6-3
Concordia (STL)	W	4-0
Harris-Stowe	L	16-3
Southern Illinois	L	2-0
Southern Illinois	L	8-3
Arkansas State	L	4-1
Paducah Jr. Coll.	W	2-1
Saint Louis	W	8-1
Saint Louis	L	8-3
McKendree	W	11-3
Southern Illinois	L	9-6
Harris-Stowe	L	2-1
Evansville	L	6-5
Evansville	L	2-1

NCAA Regional

Austin Peay	L	2-1
Arkansas State	L	6-3

1963 (11-9)

Evansville	W	6-2
Murray State	L	11-0
Murray State	L	6-4
Evansville	W	12-2
Paducah CC	W	7-6
Harris-Stowe	W	8-0
Quincy	W	11-0
Quincy	W	7-3
Harris-Stowe	W	12-5
Harris-Stowe	W	15-1
Concordia (Mo.)	L	6-3
Paducah CC	W	20-3
Arkansas State	L	4-3
Southern Illinois	L	12-4
Murray State	L	2-1
Arkansas State	W	4-0
Arkansas State	W	6-4
Saint Louis	L	8-1
Saint Louis	L	4-1
Southern Illinois	L	3-1

1964 (15-5)

Evansville	W	9-2
Arkansas State	W	5-1
Arkansas State	L	7-6
UT Martin	W	7-4
Harris-Stowe	W	7-6
McKendree	W	4-3
McKendree	W	5-0
Southern Illinois	L	5-3
Murray State	W	7-6
Murray State	W	11-3
Concordia (Mo.)	W	7-6
Evansville	W	8-1
Delta State	W	4-1
Saint Louis	W	4-3
Southern Illinois	W	8-5
Missouri State	W	5-0
Missouri State	W	5-4
Harris-Stowe	W	10-0
McKendree	W	13-5
McKendree	W	13-6

1965 (16-4)

William Jewell	W	8-2
Evansville	W	7-1
Lakeland (Wis.)	W	19-0
Murray State	W	9-8
Arkansas State	W	8-7
UT Martin	L	3-2
Southern Illinois	L	13-8
Missouri S&T	W	2-1
Missouri S&T	W	7-0
Harris-Stowe	W	10-1
Southern Illinois	L	3-0

Arkansas State

Murray State	L	7-4
Missouri S&T	W	9-5
Missouri State	W	7-2
Missouri State	W	9-6
Evansville	W	9-2
Harris-Stowe	W	7-0
McKendree	W	2-0
McKendree	W	7-2

1966 (11-8)

Harris-Stowe	W	3-1
Central Michigan	L	4-3
Central Michigan	W	4-1
Missouri State	W	4-1
Missouri State	W	8-1
Missouri State	W	4-3
Evansville	L	7-4
Missouri S&T	W	5-2
Missouri State	W	11-0
Southern Illinois	W	3-2
Southern Illinois	L	3-2
Arkansas State	L	5-3
Arkansas State	W	6-5
Murray State	L	11-2
Missouri S&T	W	2-1
Missouri S&T	L	10-5
Central Mo.	L	3-1
Central Mo.	L	4-1

1967 (13-10)

Memphis	W	6-3
Memphis	L	7-3
Delta State	L	9-4
Delta State	W	8-5
Delta State	L	5-4
Bradley	L	12-7
Bradley	L	3-2
Bradley	W	11-10
Evansville	W	9-8
UT Martin	W	9-1
Missouri State	L	5-0
Missouri State	W	9-8
Missouri S&T	L	6-3
Missouri S&T	W	9-8
Missouri State	W	9-2
Harris-Stowe	W	13-3
Evansville	W	7-2
Murray State	L	5-4
NW Mo. State	W	7-6
NW Mo. State	W	2-0
Northwestern St.	W	4-3
Arkansas State	L	12-6
North Dakota	L	2-1

1968 (9-11)

Northwestern	W	9-4
Washington U.	W	5-2
Washington U.	L	5-1
Missouri S&T	W	3-0
Missouri S&T	W	3-0
Concordia (Neb.)	L	6-3
Concordia (Neb.)	L	8-2
Missouri State	W	13-3
Missouri State	L	5-4
Evansville	L	5-4
UT Martin	L	3-2
Concordia (STL)	W	7-6
Missouri S&T	W	6-5
Missouri S&T	L	6-1
Missouri S&T	L	6-4
Arkansas State	L	6-1
Missouri State	W	5-2
Missouri State	L	6-3
Missouri State	L	5-4
Murray State	W	4-2

1969 (6-12-1)

William Penn	W	2-0
William Penn	T	2-2
Wisconsin State	W	7-6
Wisconsin State	L	5-2
Missouri State	L	3-2
Missouri State	L	6-0
Missouri State	L	11-10
Missouri-St. Louis	L	7-6
Missouri S&T	L	4-2
Missouri S&T	L	5-4
Missouri S&T	W	6-2
Missouri State	L	8-1
Missouri State	L	7-3
Missouri State	L	13-1
Murray State	W	7-4
Evansville	W	3-2
UT Martin	W	3-2
UT Martin	L	12-3
Murray State	L	6-1

1970 (9-11)

Murray State	L	8-2
CBC	L	4-3
CBC	L	2-1
Delta State	L	4-1
Missouri State	L	9-0
Missouri State	W	6-3
Missouri State	W	5-4
Evansville	W	6-5
Missouri S&T	W	1-0
Missouri S&T	W	9-0
Missouri S&T	L	4-3
Missouri State	L	7-2

Missouri State

Missouri State	W	14-2
Missouri State	L	3-2
Missouri S&T	L	2-1
Missouri S&T	L	2-1
Missouri S&T	L	3-2
Saint Louis	W	10-1
Missouri-St. Louis	W	12-8
Murray State	W	5-4

1971 (15-7)

CBC	W	10-6
Memphis	W	8-7
Evansville	W	1-0
Evansville	W	9-1
Missouri State	L	4-1
Missouri State	W	3-2
Truman State	W	5-4
Truman State	L	10-3
Murray State	W	2-1
Missouri-St. Louis	L	8-0
Missouri-St. Louis	W	4-3
Washington U.	W	2-0
Lincoln	W	7-3
Lincoln	W	6-2
NW Mo. State	W	5-3
NW Mo. State	W	5-3
Murray State	L	9-7
Missouri S&T	L	1-0
Missouri S&T	W	12-4
Missouri-St. Louis	L	5-1
Central Mo.	W	2-1
Central Mo.	L	8-4

1972 (11-10)

St. Olaf	L	10-3
St. Olaf	L	8-2
Missouri State	L	7-1
Missouri State	L	6-3
UW-Milwaukee	W	3-0
UW-Milwaukee	W	8-0
Moorhead (Minn.)	L	6-5
Truman State	W	1-0
Truman State	W	2-1
CBC	W	2-1
Murray State	L	7-2
Washington U.	W	11-1
Murray State	L	4-3
NW Mo. State	W	5-0
NW Mo. State	W	2-1
Missouri S&T	L	3-2
Missouri S&T	W	8-3
Evansville	W	3-0
Evansville	L	6-0
Central Mo.	L	5-4
Central Mo.	W	2-0

2023 SOUTHEAST MISSOURI BASEBALL

YEARLY RESULTS



1973 (14-4)

Centenary	W	9-3	CBC
Centenary	W	6-3	CBC
Luther Coll.	W	2-1	MacMurray
Luther Coll.	W	4-0	MacMurray
CBC	W	5-2	Illinois-Chicago
CBC	W	4-1	Illinois-Chicago
Illinois-Chicago	W	5-1	Winona State
Illinois-Chicago	W	8-7	Central Mo.
Illinois Tech	W	1-0	Central Mo.
Illinois Tech	W	6-0	Central Mo.
Truman State	W	3-0	UT Martin
Truman State	W	3-1	UT Martin
Lincoln	W	9-2	Missouri State
Lincoln	L	1-0	Missouri State
NW Mo. State	L	3-2	Missouri State
NW Mo. State	L	2-1	Truman State
Missouri S&T	W	2-1	Truman State
Missouri S&T	L	11-2	Washington U.

1974 (17-13)

CBC	W	5-1	Indiana State
CBC	W	6-1	Indiana State
Western Illinois	L	3-2	Lincoln
Western Illinois	W	6-3	Lincoln
CBC	W	9-4	Lincoln
CBC	W	2-0	NW Mo. State
Central Mo.	L	4-3	NW Mo. State
Central Mo.	L	13-4	
Missouri S&T	W	12-7	
Missouri S&T	W	14-4	Illinois State
Missouri State	L	4-3	Memphis
Missouri State	W	6-5	CBC
Quincy	L	2-0	CBC
Quincy	L	6-1	Carroll Coll.
Truman State	W	1-0	Carroll Coll.
Truman State	W	8-0	Illinois-Chicago
Memphis	L	3-1	Missouri S&T
Washington U.	W	4-3	Missouri S&T
Westminster	L	3-2	Missouri S&T
Westminster	L	3-1	UT Martin
Lincoln	W	2-1	UT Martin
Lincoln	L	5-4	Central Mo.
NW Mo. State	L	3-1	Central Mo.
NW Mo. State	W	6-5	Central Mo.
Evansville	W	8-2	Saint Louis
Evansville	L	2-0	Saint Louis
Indiana State	W	4-3	Missouri State
Indiana State	W	10-0	Missouri State
Missouri S&T	W	9-1	Missouri State
Missouri S&T	L	4-1	Augustana

1975 (18-9)

W	8-2	Southern Illinois
W	7-6	Northeastern Ill.
W	1-0	Lincoln
W	12-2	Lincoln
W	4-0	Lincoln
W	7-1	Missouri Baptist
W	6-2	Missouri Baptist
W	1-0	NW Mo. State
L	3-2	NW Mo. State
W	9-7	Mankato State
W	8-7	Nebraska-Omaha
W	9-3	Nebraska-Omaha
L	10-5	Sacred Heart
L	3-2	Florida Southern
L	3-2	Livingston (Ala.)
W	6-3	SIU-Edwardsville
L	4-2	
W	6-4	
W	2-0	Iowa
W	5-1	Iowa
W	4-2	Illinois-Chicago
L	3-2	Illinois-Chicago
W	12-6	NW Mo. State
L	2-0	NW Mo. State
W	10-4	NW Mo. State
L	9-4	Evansville
L	3-2	Evansville
		Brown
		Brown
L	4-1	Missouri S&T
W	7-6	Missouri S&T
W	3-1	Missouri S&T
W	4-2	Central Mo.
W	4-1	Central Mo.
W	6-3	Central Mo.
W	5-3	UT Martin
W	10-0	UT Martin
W	1-0	Missouri State
W	2-1	Missouri State
W	6-0	Missouri State
L	3-0	Truman State
W	6-3	Truman State
L	2-1	Truman State
W	3-2	Indiana State
L	6-4	Indiana State
L	5-4	Memphis
W	13-9	Memphis
W	6-2	Missouri Baptist
L	12-10	Missouri Baptist
L	3-2	Lincoln
L	10-2	Lincoln
W	11-5	Lincoln
W	11-0	Missouri State
W	8-1	South Dakota State
L	6-3	

1977 (25-13)

L	4-3	Missouri State
L	3-1	Nebraska-Omaha
W	4-2	
W	16-2	
W	11-0	CBC
W	17-0	CBC
L	5-3	MacMurray
L	7-3	MacMurray
W	4-0	Augustana
W	1-0	Augustana
W	8-3	Missouri S&T
W	12-4	Missouri S&T
W	4-2	Missouri S&T
W	4-3	Evansville
L	5-3	Evansville
W	9-7	Central Mo.
L	9-3	Central Mo.
		Central Mo.
		Missouri State
W	9-6	Missouri State
L	14-5	Missouri State
W	5-3	Saint Louis
W	4-3	Truman State
L	4-1	Truman State
L	4-1	Truman State
L	7-4	Missouri-St. Louis
L	6-4	Missouri-St. Louis
W	10-5	Missouri Baptist
L	7-5	Missouri Baptist
L	7-5	

1978 (14-11)

W	11-5	CBC
W	14-4	CBC
W	10-2	MacMurray
W	11-8	MacMurray
L	12-3	Augustana
W	12-1	Augustana
W	15-5	Missouri S&T
W	5-2	Missouri S&T
L	11-6	Missouri S&T
L	9-8	Evansville
L	7-4	Evansville
L	7-3	Central Mo.
L	1-0	Central Mo.
W	7-4	Central Mo.
W	5-2	Missouri State
L	4-3	Missouri State
L	6-1	Missouri State
W	15-8	Saint Louis
W	7-2	Evansville
W	6-1	Evansville
W	6-5	Missouri State
W	2-1	Missouri State
L	5-2	Lincoln
L	13-3	Lincoln
L	1-0	Indiana State
		Indiana State
		SIU-Edwardsville
		SIU-Edwardsville
L	2-1	Missouri State
W	3-1	Missouri State
L	5-4	Saint Louis
W	1-0	Saint Louis
W	5-1	Missouri Baptist
W	15-2	Missouri Baptist
L	9-8	Evansville
W	7-5	Evansville
W	5-3	Lincoln
L	5-2	Evansville
L	4-0	

1979 (13-10)

W	6-1	Butler
W	22-16	Marietta
W	3-1	Olivet Coll.
W	4-1	CBC
W	7-6	CBC
W	4-3	Saint Louis
W	9-2	Saint Louis
W	4-3	Missouri S&T
W	7-5	Missouri S&T
W	6-1	Missouri-St. Louis
L	4-1	Missouri-St. Louis
W	1-0	Evansville
W	6-0	Evansville
L	4-1	Oakland City Coll.
W	6-5	Oakland City Coll.
L	5-4	Missouri State
L	6-5	Missouri State
W	1-0	Missouri S&T
W	5-1	Missouri S&T
W	9-0	Missouri Baptist
W	11-2	Missouri Baptist
W	12-1	Missouri State
L	6-2	Missouri State
W	6-5	

1980 (22-17-1)

L	2-1	Marietta
		Northern Kentucky
		Olivet Coll. (Mich)
L	6-4	Wingate Coll. (N.C.)
T	6-6	Northern Kentucky
L	6-3	Oakland City
W	4-2	Oakland City
W	5-1	CBC
L	6-5	Missouri-St. Louis
L	7-6	Missouri-St. Louis
L	3-2	Western Illinois
L	3-0	Western Illinois
W	5-4	Greenville Coll.
L	3-1	Greenville Coll.
W	5-2	North Dakota
W	6-0	North Dakota
W	2-1	Millikin
W	4-0	Millikin
W	14-4	Missouri S&T
L	10-4	Missouri S&T
W	16-8	Evansville
W	3-2	Evansville
L	11-6	Missouri State
L	4-3	Missouri State
W	10-0	Lincoln
W	11-2	Lincoln
W	3-2	Indiana State
L	4-3	Indiana State
L	5-2	SIU-Edwardsville
W	6-1	SIU-Edwardsville
L	5-2	Missouri State
L	15-10	Missouri State
L	15-12	Saint Louis
L	8-5	Saint Louis
W	2-1	Missouri Baptist
W	12-1	Missouri Baptist
W	4-3	Evansville
W	5-4	Evansville
W	8-2	Lincoln
W	9-0	Evansville
L	5-3	UT Martin
W	6-4	UT Martin
L	6-2	Marietta Coll.
T	0-0	Illinois State
W	3-2	Valparaiso
W	6-3	Olivet College
L	7-4	Valparaiso
W	8-4	Saint Louis
L	7-3	Saint Louis
W	7-2	Oakland City
W	4-3	Oakland City
L	6-2	Iowa
L	5-2	Missouri-St. Louis

1981 (15-21-1)



2023 SOUTHEAST MISSOURI BASEBALL YEARLY RESULTS

Missouri-St. Louis	L	12-4	SIU-Edwardsville	W	10-6	1984 (17-12)	Missouri Baptist	L	6-5	Missouri Baptist	L	13-7		
North Dakota	L	6-1	Missouri-St. Louis	W	8-7	Illinois State	L	11-1	Missouri Baptist	W	19-10	Missouri Baptist	W	9-5
North Dakota	L	6-5	Missouri-St. Louis	W	3-2	Grand View	W	2-0	Indiana State	L	2-1	Central Mo.	L	6-5
North Dakota	W	5-0	Saint Louis	W	7-3	Valparaiso	L	2-1	Indiana State	W	9-2	NW Mo. State	W	7-6
North Dakota	W	8-7	Saint Louis	L	3-2	Valparaiso	W	6-4	Augustana	W	6-2	Missouri-St. Louis	W	12-1
Missouri S&T	L	5-2	NW Mo. State	L	2-0	Grand View	L	13-3	Augustana	W	17-5	Central Mo.	L	9-3
Missouri S&T	W	2-1	NW Mo. State	L	8-0	Rhode Island	L	7-6	Missouri S&T	W	10-3	Murray State	W	13-9
Southern Illinois	L	11-3	Missouri Baptist	W	6-2	Rockford	W	14-1	Missouri S&T	W	22-3	Saint Louis	W	5-4
Missouri State	L	13-5	Missouri Baptist	W	13-2	Rockford	L	5-3	UT Martin	W	6-4	Southern Indiana	W	9-4
Missouri State	L	4-1				Missouri S&T	W	13-6	UT Martin	W	10-2	Southern Indiana	W	11-9
Indiana St. -Evans	L	11-2	1983 (29-10)			Missouri S&T	W	6-0	Missouri-St. Louis	W	7-6	SIU-Edwardsville	W	18-6
Indiana St. -Evans	L	7-2	Wingate	W	5-4	Harris-Stowe	W	19-5	Missouri-St. Louis	W	9-5	SIU-Edwardsville	L	6-4
Missouri-St. Louis	L	4-1	Marietta	W	3-1	Missouri-St. Louis	L	11-10	Northeastern Ill.	W	7-5			
Missouri-St. Louis	L	12-2	Butler	L	8-5	Missouri-St. Louis	L	5-1	Northeastern Ill.	W	9-3	1987 (28-20)		
Maryville	W	14-6	Valparaiso	W	7-0	Indiana State	L	12-5	SIU-Edwardsville	L	9-3	Union	W	8-7
Maryville	W	22-6	Saint Louis	W	14-2	Indiana State	L	9-6	SIU-Edwardsville	L	8-1	Union	L	4-1
Missouri S&T	W	12-8	Saint Louis	W	5-4	UT Martin	W	8-7	NW Mo. State	W	9-4	Slippery Rock	W	5-4
Missouri S&T	W	7-3	Oakland City	W	10-3	UT Martin	W	10-1	Missouri-St. Louis	W	15-2	Jacksonville State	L	11-7
SIU-Edwardsville	L	10-9	Oakland City	W	6-1	Lincoln	W	21-0	Missouri-St. Louis	W	15-3	Slippery Rock	W	7-4
SIE-Edwardsville	L	9-5	Lincoln	W	11-2	Lincoln	W	19-3	Harris-Stowe	W	5-1	Jacksonville State	L	7-1
Missouri Baptist	W	5-4	Lincoln	W	18-0	Missouri S&T	L	10-1	Harris-Stowe	W	10-0	Wisconsin-Stout	L	7-4
Missouri Baptist	W	2-1	Nebraska-Omaha	W	9-6	SIU-Edwardsville	W	1-0	Austin Peay	L	4-3	Livingston	L	9-0
Missouri State	L	4-3	Southern Illinois	L	8-4	SIU-Edwardsville	W	7-5	Austin Peay	W	9-8	Wisconsin-Stout	L	9-6
Missouri State	L	5-2	Missouri-St. Louis	W	4-3	Missouri Baptist	W	11-3				Livingston	W	5-0
			Missouri-St. Louis	W	3-1	Missouri Baptist	W	11-5	1986 (29-13-1)			Saint Louis	W	9-4
1982 (30-9)			Missouri S&T	W	10-1	NW Mo. State	W	1-0	Union	L	6-5	Quincy	W	7-3
Florida State	L	19-2	Missouri S&T	W	5-0	Missouri-St. Louis	L	13-0	Union	L	10-2	Quincy	W	8-5
Jacksonville State	W	2-1	Lincoln	W	10-6	NW Mo. State	L	8-7	Iowa	W	13-1	Southern Indiana	L	8-5
Marietta	L	4-3	Lincoln	W	12-7	SIU-Edwardsville	W	4-3	Iowa	W	14-13	Southern Indiana	W	7-6
Illinois State	W	9-2	UT Martin	L	5-1	SIU-Edwardsville	W	5-1	Iowa	L	21-5	Missouri	L	16-4
Lincoln	W	12-1	UT Martin	W	16-5			Iowa	L	16-6		Southwest Baptist	L	13-10
Lincoln	W	6-3	Missouri S&T	W	14-8	Head Coach		Maryville	W	19-0		Southwest Baptist	W	7-4
Indiana State	W	13-2	Missouri S&T	W	11-5	Palmer Muench		Washington	W	13-7		Missouri-St. Louis	L	9-8
Indiana State	L	3-2	Indiana State	W	7-1			Marietta (Ohio)	W	2-0		Missouri-St. Louis	L	10-3
Missouri S&T	W	3-2	Indiana State	W	11-10	1985 (28-15-1)		Washington	W	13-7		SIU-Edwardsville	L	2-0
Missouri S&T	W	3-0	SIU-Edwardsville	L	6-2	Union	W	14-2	Missouri S&T	W	12-0	SIU-Edwardsville	L	6-0
Oakland City	W	9-2	SIU-Edwardsville	W	7-5	Union	W	6-2	Missouri S&T	W	15-1	McKendree	W	10-6
Oakland City	W	22-1	Missouri-St. Louis	L	4-0	Murray State	W	9-7	Southern Indiana	W	8-2	McKendree	W	8-0
North Dakota	W	4-3	Missouri-St. Louis	W	10-1	Marietta	L	4-2	Southern Indiana	W	10-5	Missouri S&T	W	4-1
North Dakota	W	5-1	NW Mo. State	W	7-4	Illinois State	L	7-2	Southern Illinois	W	13-10	Missouri S&T	W	9-3
North Dakota	W	9-0	NW Mo. State	L	12-2	Grandview	L	8-3	Southern Illinois	T	5-5	Southwest Baptist	W	7-5
North Dakota	W	12-1	NW Mo. State	L	11-10	Troy	L	7-6	Missouri-St. Louis	W	6-5	Southwest Baptist	W	13-4
Missouri-St. Louis	L	19-9	Missouri Baptist	W	3-2	Marietta	W	6-2	Missouri-St. Louis	L	4-3	Missouri Baptist	W	3-1
Missouri-St. Louis	W	8-6	Missouri Baptist	W	7-1	Illinois State	T	7-7	Concordia Coll.	W	4-1	Missouri Baptist	L	5-3
Lindenwood	W	9-0	Indiana State	L	3-2	Iowa	L	8-4	Concordia Coll.	W	10-0	Missouri-St. Louis	W	3-2
Lindenwood	W	12-2	Indiana State	W	6-5	Iowa	L	8-2	Missouri Baptist	L	4-3	Missouri-St. Louis	W	5-1
Lincoln	W	5-2	Oakland City	W	15-6	Missouri S&T	W	2-1	Missouri Baptist	W	8-3	Missouri S&T	W	3-1
Lincoln	W	6-0	Oakland City	W	7-6	Missouri S&T	L	5-4	Saint Louis	W	16-5	Missouri S&T	L	5-1
Millikin	W	10-5	NCAA Midwest Regional			Memphis	W	8-4	Missouri S&T	W	10-9	McKendree	W	5-4
Millikin	W	15-7	Edwardsville, Ill.			Memphis	L	10-5	Missouri S&T	W	14-4	McKendree	W	11-4
Millikin	W	21-2	Mankato State	L	1-0	Southern Illinois	W	9-4	Quincy	W	12-0	Truman State	W	10-1
Maryville	L	6-3	SIU-Edwardsville	L	13-2	Southern Illinois	L	10-5	Quincy	W	12-2	NW Mo. State	W	5-3
Maryville	W	10-3				Missouri-St. Louis	W	24-2	Missouri	L	6-5	NW Mo. State	W	7-1
Missouri S&T	W	13-4				Missouri-St. Louis	L	10-6	Missouri	W	5-0	Missouri Baptist	W	8-6
Missouri S&T	W	14-2				Saint Louis	W	8-4	Missouri-St. Louis	L	9-4	Missouri Baptist	L	9-3
SIU-Edwardsville	L	5-4				Saint Louis	W	4-0	Missouri-St. Louis	L	10-1	Southern Illinois	L	7-1

2023 SOUTHEAST MISSOURI BASEBALL

YEARLY RESULTS



Saint Louis	W 16-9	Union	W 13-2	Missouri-St. Louis	T 5-5	Southern Indiana	L 8-2	Southern Indiana	L 13-11
Southern Indiana	L 8-7	Lincoln	W 9-3	Murray State	L 14-1	Missouri Southern	L 10-2	Southern Indiana	L 11-7
Southern Indiana	L 4-2	Lincoln	W 9-5	Missouri Southern	L 8-0	Missouri Southern	W 4-1	Tennessee Tech	W 11-3
Southern Illinois	W 6-5	Southern Illinois	L 12-7	Missouri Southern	L 4-2	Missouri Southern	W 8-2	Tennessee Tech	W 5-4
SIU-Edwardsville	L 8-1	Quincy	W 11-1	Southwest Baptist	W 15-4	Arkansas State	W 6-5	Tennessee Tech	W 7-6
SIU-Edwardsville	W 5-3	Quincy	W 15-2	Southwest Baptist	W 7-0	Washburn	W 2-1	Southern Illinois	W 6-5
		Southern Indiana	W 8-4	Southern Indiana	L 6-5	Missouri Southern	L 5-3	Missouri	L 17-0
		Southern Indiana	L 9-8	Southern Indiana	L 13-3	Washburn	L 6-5	Missouri	L 16-0
1988 (19-23)		Southwest Baptist	W 11-1	Missouri S&T	W 3-1	Quincy	W 12-4	Missouri	L 7-6
Murray State	W 11-5	Southwest Baptist	W 8-2	Missouri S&T	L 3-2	Quincy	L 5-2		
Florida Southern	L 13-0	Southwest Baptist	W 5-3	Southern Illinois	L 12-1	McKendree	W 5-3	OVC Tournament	
Eckerd	L 10-4	Missouri-St. Louis	L 6-3	Lincoln	W 7-0	McKendree	W 3-2	Austin Peay	W 3-1
Eckerd	L 12-1	Missouri-St. Louis	W 6-0	Lincoln	W 7-0			Middle Tennessee	L 14-2
Tampa	L 23-0	Missouri S&T	W 2-1	Southern Indiana	W 4-1			Austin Peay	L 6-4
Washington	W 7-2	Missouri S&T	L 9-4	Southern Indiana	L 14-3				
Washington	W 4-0	Lincoln	W 17-7	Lincoln	L 2-1				
McKendree	L 9-1	Lincoln	L 12-6	Lincoln	W 15-3	1992			
McKendree	L 12-5	Austin Peay	W 8-2	Missouri Southern	L 5-4	Overall: 22-27		1993	
Southern Indiana	W 5-2	Southwest Baptist	W 6-1	Missouri Southern	W 4-2	OVC: 13-7		Overall: 13-27	
Southern Indiana	W 4-3	Southwest Baptist	L 15-10	Southwest Baptist	W 14-8	Arkansas State	L 9-1	OVC: 9-10	
Quincy	L 2-1	Murray State	W 5-3	Southwest Baptist	W 18-5	Memphis	L 12-8	South Florida	L 6-3
Quincy	W 9-3	Missouri-St. Louis	W 12-5	Missouri-St. Louis	L 8-4	Memphis	L 11-3	South Florida	L 11-3
Lincoln	W 5-3	Missouri-St. Louis	L 15-3	Murray State	L 8-1	UT Martin	L 9-7	St. Joseph's (Pa.)	L 14-8
Lincoln	W 5-2	Austin Peay	L 10-6			Kansas	L 17-1	Southern Miss.	W 3-2
McKendree	L 9-7	Missouri S&T	W 4-2	1991 (25-18)		Kansas	L 14-3	Southern Miss.	L 4-1
McKendree	L 11-5	Missouri S&T	W 7-4	Memphis	L 8-7	Kansas	L 14-1	Morehead State	L 16-4
Arkansas State	W 4-2	Southern Indiana	L 14-4	Union	L 11-4	Columbus Coll.	L 2-0	Morehead State	L 4-1
Arkansas State	W 2-1	Southern Indiana	W 6-2	Union	L 10-7	Columbus Coll.	W 4-2	Morehead State	L 4-3
Southwest Baptist	W 12-3	McKendree	W 5-3	Arkansas State	W 9-4	Columbus Coll.	L 10-2	Murray State	L 4-2
Southwest Baptist	L 9-6	McKendree	L 7-5	Lincoln	W 6-2	William Jewell	W 6-4	Murray State	W 8-0
Missouri-St. Louis	L 6-0	Central Mo.	W 5-4	Lincoln	W 3-0	Quincy	W 9-1	UT Martin	L 5-1
Missouri-St. Louis	W 3-2	Missouri-St. Louis	L 12-6	Norfolk State	W 11-1	Middle Tennessee	L 10-1	Tennessee Tech	L 5-1
Southern Illinois	L 15-3	NW Mo. State	W 11-7	Armstrong State	W 15-11	Middle Tennessee	W 1-0	Tennessee Tech	W 4-3
Missouri S&T	W 10-1	McKendree	W 2-1	Savannah State	W 17-3	Northeastern Ill.	L 11-2	Tennessee Tech	L 3-1
Missouri S&T	L 7-2	McKendree	L 9-5	Armstrong State	W 6-2	Northeastern Ill.	L 10-4	Eastern Kentucky	L 5-4
Southwest Baptist	W 18-0	Arkansas State	W 3-2	Sacred Heart	W 11-5	Austin Peay	W 3-1	Eastern Kentucky	L 11-5
Southwest Baptist	W 6-4	Arkansas State		William Jewell	L 8-5	Austin Peay	L 7-6	Southern Indiana	L 9-8
Missouri-St. Louis	W 6-2			Southern Illinois	L 7-4	Austin Peay	L 13-11	Southern Indiana	L 3-0
Missouri-St. Louis	L 12-8	1990 (19-21-1)						Southern Illinois	L 9-8
Missouri S&T	W 9-3	Valdosta State	L 8-3	Missouri-St. Louis	W 15-2	UT Martin	L 5-4	Tennessee State	W 12-1
NW Mo. State	L 10-5	Valdosta State	L 10-3	Missouri-St. Louis	W 5-4	McKendree	W 5-0	Tennessee State	W 10-2
Missouri-St. Louis	L 11-5	St. Anselm	W 5-2	North Alabama	L 4-3	McKendree	W 8-1	Tennessee State	W 11-0
Southern Illinois	L 6-0	Norfolk State	L 11-6	North Alabama	L 5-4	Murray State	W 6-5	Arkansas State	W 12-4
SIU-Edwardsville	L 12-11	St. Augustine's	W 8-4	Southern Indiana	L 5-3	Murray State	L 4-2	Arkansas State	L 5-1
SIU-Edwardsville	L 2-1	McKendree	L 6-3	Southern Indiana	L 2-1	Murray State	W 12-1	Southern Illinois	L 10-3
Southern Indiana	L 9-1	McKendree	W 6-3	Missouri S&T	W 13-0	Arkansas State	W 11-7	Austin Peay	W 6-5
Southern Indiana	W 6-3	Union	L 5-4	Missouri S&T	W 5-3	Eastern Kentucky	L 6-3	Austin Peay	W 2-1
		Union	L 12-4	Missouri S&T	W 16-7	Eastern Kentucky	W 9-0	Austin Peay	W 1-0
1989 (27-17)		William Jewell	W 11-4	Lincoln	W 13-1	Eastern Kentucky	L 8-4	UT Martin	W 12-5
Western Michigan	W 13-9	Arkansas State	W 9-1	Lincoln	W 14-4	Tennessee State	W 5-3	Northeastern Ill.	L 3-1
Tampa	L 5-2	Arkansas State	W 13-0	Pittsburgh State	L 3-2	Tennessee State	W 7-1	Northeastern Ill.	W 4-1
Tampa	L 12-1	Southern Illinois	L 9-3	Pittsburgh State	W 2-1	Tennessee State	W 17-3	Missouri State	L 5-4
Eastern Michigan	L 9-5	McKendree	W 10-4	Pittsburgh State	W 5-1	Missouri State	L 6-1	Missouri State	L 6-1
St. Leo	W 12-4	McKendree	W 6-2	Southern Illinois	L 5-4	Missouri State	W 13-10	Memphis	L 9-1
Eckerd	L 4-3	Illinois State	L 12-1	Southwest Baptist	W 4-1	Morehead State	L 3-0	Mid. Tennessee St.	W 2-1
Vanderbilt	L 21-7	Illinois State	L 11-4	Murray State	L 3-2	Morehead State	W 1-0	Mid. Tennessee St.	L 2-1
Union	W 9-5	Missouri-St. Louis	W 13-8	Murray State	L 1-0	Morehead State	W 2-1		



2023 SOUTHEAST MISSOURI BASEBALL YEARLY RESULTS

Mid. Tennessee St.	L 9-4	Head Coach	Middle Tennessee	L 6-5	1997	OVC Tournament
Memphis	L 4-1	Mark Hogan	Middle Tennessee	L 6-4	Overall: 24-33	Eastern Illinois W 6-5
					OVC: 11-13	Middle Tennessee W 4-0
1994		1995	1996			Tennessee Tech W 9-5
Overall: 23-27		Overall: 32-21	Overall: 25-23-1			Tennessee Tech L 10-8
OVC: 11-9		OVC: 14-6	OVC: 11-8-1			Tennessee Tech L 8-4
Memphis	L 6-4	Memphis	W 13-6	Memphis	L 15-7	Bradley W 3-2
Southern Miss.	L 13-5	Western Kentucky	W 13-11	UALR	W 11-5	Bradley L 12-10
Southern Miss.	L 12-4	Missouri	W 5-4	Northeastern Ill.	L 5-4	Mississippi St. L 13-3
Southern Miss.	W 9-8	Northern Iowa	W 9-7	Northeastern Ill.	W 9-1	Mississippi St. L 10-4
Western Kentucky	L 5-2	Northern Iowa	W 10-7	Northeastern Ill.	W 16-15	Northern Iowa W 3-2
Arkansas State	L 6-4	Memphis	W 2-0	Northeastern Ill.	W 10-2	Northern Iowa L 4-1
Kansas	L 19-5	Illinois State	W 10-5	Tulane	W 9-8	Missouri Baptist L 4-2
Kansas	L 5-4	Illinois State	L 12-5	Tulane	L 7-6	Missouri State L 10-5
Kansas	L 7-1	Illinois State	L 13-6	Tulane	L 14-9	Missouri State L 4-1
Delaware St.	W 5-0	Southern Miss.	L 11-2	South Alabama	L 10-0	Murray State L 5-4
Mary. Eastern Shore	W 4-3	South Alabama	W 14-12	South Alabama	W 6-5	Murray State W 3-2
Florida State	L 15-3	South Alabama	L 5-3	Western Illinois	W 3-1	Murray State L 9-8
Florida State	L 13-3	South Alabama	L 17-14	Western Illinois	W 8-5	Wichita State L 11-4
Florida A&M	W 14-5	Eastern Illinois	L 3-2	Western Illinois	W 18-3	Wichita State W 14-6
Northeastern Ill.	L 2-1	Eastern Illinois	W 10-4	Mississippi	L 7-6	Tennessee Tech L 6-3
Northeastern Ill.	W 3-0	Eastern Illinois	W 6-5	Tennessee Tech	L 6-1	Tennessee Tech W 3-2
Northeastern Ill.	L 12-10	Missouri	L 11-1	Tennessee Tech	W 6-3	Tennessee Tech L 10-2
Southern Indiana	W 6-5	Missouri State	W 12-6	Tennessee Tech	L 4-0	Saint Louis W 19-8
Southern Indiana	W 6-4	Missouri State	L 13-5	Missouri	L 8-7	Eastern Kentucky L 24-2
Iowa	W 4-3	Middle Tennessee	L 5-0	UT Martin	W 7-5	Eastern Kentucky L 3-2
Iowa	W 2-1	Middle Tennessee	L 2-1	UT Martin	L 4-2	Eastern Kentucky W 10-7
Southern Illinois	W 4-2	Middle Tennessee	L 6-4	UT Martin	T 5-5	Oklahoma St. L 9-7
Morehead State	W 4-1	Western Kentucky	L 10-4	Arkansas	L 8-3	Oklahoma St. L 10-5
Morehead State	W 9-7	Southern Illinois	W 17-2	Austin Peay	W 13-0	Eastern Illinois W 11-10
Morehead State	L 7-6	Tennessee Tech	W 5-1	Austin Peay	W 9-4	Eastern Illinois W 8-4
Mid. Tennessee St.	W 11-4	Tennessee Tech	W 6-1	Austin Peay	L 7-1	Eastern Illinois W 6-5
Mid. Tennessee St.	L 8-6	Tennessee Tech	W 8-7	Missouri	L 7-2	Saint Louis L 9-3
Mid. Tennessee St.	W 3-2	Arkansas State	L 9-5	Missouri-St. Louis	L 7-6	Austin Peay W 10-7
Tennessee Tech	L 11-4	Oral Roberts	L 8-5	Eastern Kentucky	W 6-5	Austin Peay W 3-2
Tennessee Tech	W 5-2	Oral Roberts	W 5-3	Eastern Kentucky	L 4-0	Austin Peay W 7-4
Missouri State	L 3-1	UT Martin	W 9-4	Eastern Kentucky	W 4-1	Southern Illinois W 9-4
Missouri State	L 5-1	UT Martin	W 14-12	Memphis	W 4-2	Arkansas State L 4-3
Southern Illinois	W 11-9	UT Martin	W 15-8	Arkansas State	L 9-7	Oral Roberts L 12-4
UT Martin	L 3-1	Arkansas	L 10-6	Saint Louis	L 8-7	Oral Roberts W 7-2
UT Martin	W 5-3	Austin Peay	W 4-2	Murray State	L 6-0	Oral Roberts W 14-4
UT Martin	W 10-5	Austin Peay	L 6-5	Murray State	W 6-4	Memphis L 5-3
Memphis	W 2-1	Austin Peay	W 4-1	Murray State	W 12-1	Memphis W 3-0
Austin Peay	L 7-6	Northeastern Ill.	W 8-3	Missouri Baptist	W 5-2	Middle Tennessee L 12-3
Austin Peay	W 6-0	Northeastern Ill.	W 4-0	Memphis	L 7-6	Middle Tennessee L 10-9
Austin Peay	L 6-5	Saint Louis	L 3-2	Memphis	W 12-4	Middle Tennessee L 12-6
Arkansas State	L 6-2	Eastern Kentucky	L 2-0	Morehead State	L 10-9	UALR W 10-7
Saint Louis	L 7-3	Eastern Kentucky	W 9-4	Morehead State	W 14-10	Missouri L 4-2
Eastern Kentucky	W 3-0	Washington U.	W 10-2	Morehead State	W 15-5	UT Martin L 6-0
Eastern Kentucky	L 6-2	Murray State	W 5-4	Louisville	W 16-8	UT Martin L 8-7
Eastern Kentucky	L 10-6	Murray State	L 3-0	Middle Tennessee	W 6-3	UT Martin W 5-4
Missouri State	L 8-6	Morehead State	W 4-3	Middle Tennessee	L 12-2	Missouri L 11-10
Missouri State	L 7-0	Morehead State	W 5-2	Morehead State	W 9-1	Morehead State L 5-2
Murray State	L 6-2	Morehead State	W 9-8	Austin Peay	L 8-3	Morehead State L 9-7
Murray State	W 2-1	Eastern Kentucky	W 7-4	Morehead State	L 4-0	Morehead State W 10-8
Murray State	W 4-2	Middle Tennessee	W 14-4			

2023 SOUTHEAST MISSOURI BASEBALL

YEARLY RESULTS



Morehead State	L	2-1	UT Martin	W	11-2	Arkansas State	W	7-4	UT Martin	W	18-9	Austin Peay	W	14-9
Morehead State	W	6-1	Belmont	L	12-8	Murray State	L	5-4	UT Martin	L	8-6	Austin Peay	W	8-6
Morehead State	L	4-3	Morehead State	W	10-2	Murray State	W	4-1	Missouri	L	8-5	Austin Peay	W	6-2
OVC Tournament			Morehead State	W	12-2	Murray State	L	9-3	Southern Illinois	W	19-1	Saint Louis	W	5-4
Morehead State	W	10-9	Morehead State	W	19-1	Saint Louis	L	10-9	Missouri State	W	11-9	Tennessee Tech	W	7-2
Eastern Kentucky	W	12-8	Murray State	L	9-3	Tennessee Tech	L	9-8	Austin Peay	W	1-0	Tennessee Tech	L	9-2
Eastern Illinois	W	15-11	Murray State	W	8-5	Tennessee Tech	W	8-5	Austin Peay	W	11-0	Tennessee Tech	W	12-6
NCAA Regional			Murray State	L	8-4	Tennessee Tech	W	15-11	Austin Peay	W	4-3	Missouri	W	5-2
Southern	W	5-4	Saint Louis	W	6-5	Missouri	W	9-6	Tennessee Tech	W	3-1	Eastern Illinois	W	9-2
Southern	W	10-3	Tennessee Tech	L	2-0	Eastern Kentucky	W	10-4	Tennessee Tech	W	7-3	Eastern Illinois	W	7-1
Wichita State	L	7-4	Tennessee Tech	W	10-4	Eastern Kentucky	W	6-5	Tennessee Tech	W	11-0	Eastern Illinois	L	8-4
Georgia Tech	L	14-5	Tennessee Tech	W	14-6	Eastern Kentucky	L	11-4	Memphis	L	2-1	Arkansas	W	5-1
			OVC Tournament			Middle Tennessee	L	3-2	Memphis	L	13-3	Arkansas	W	5-4
1999			Eastern Kentucky	L	13-6	Austin Peay	W	13-0	Eastern Illinois	W	6-2	Morehead State	W	9-3
Overall: 27-27			Middle Tennessee	L	6-4	Eastern Kentucky	W	15-5	Eastern Illinois	L	9-7	Morehead State	W	9-2
OVC: 15-8						Middle Tennessee	L	11-4	Eastern Illinois	L	12-5	Morehead State	L	16-10
Creighton	W	3-2	2000			OVC Tournament			OVC Tournament			OVC Tournament		
Creighton	L	3-2	Overall: 37-17			2001			Austin Peay	L	9-4	Morehead State	W	9-6
Creighton	L	11-1	OVC: 17-6			Overall: 34-20			Eastern Illinois	L	2-1	Murray State	L	4-3
Mississippi	L	6-4	Arkansas	L	4-3	OVC: 15-6						Austin Peay	W	7-5
Mississippi	W	1-0	Arkansas	L	3-1	Iowa State	W	5-4	2002			Tennessee Tech	W	9-2
Northern Iowa	L	13-12	Arkansas	W	8-7	Iowa State	W	3-2	Overall: 37-20			Tennessee Tech	W	13-1
Northern Iowa	L	12-9	Martin Methodist	W	3-2	Iowa State	W	3-0	OVC: 16-5			NCAA Regional		
Northern Iowa	L	10-3	Iowa State	W	11-4	Mississippi	L	1-0	Oklahoma	L	5-4	Alabama	W	7-4
SIU-Edwardsville	L	4-2	Iowa State	W	4-0	Mississippi	L	14-3	Oklahoma	L	10-1	Florida Atlantic	L	12-6
Arkansas State	L	4-2	Iowa State	W	4-3	Mississippi	W	5-2	Oklahoma	L	18-5	Alabama	L	7-4
Northern Illinois	W	6-5	Memphis	W	9-4	Jackson State	W	13-4	Wichita State	L	9-4			
Northern Illinois	W	10-0	Missouri State	W	11-6	South Alabama	L	2-1	Wichita State	L	8-7	2003		
Northern Illinois	W	7-2	Missouri State	W	5-3	South Alabama	L	6-1	Arkansas State	W	2-1	Overall: 31-20		
UT Martin	W	12-7	Mississippi	L	5-1	Arkansas State	W	7-0	Memphis	L	9-1	OVC: 14-6		
UT Martin	L	7-6	Mississippi	L	7-4	Harris-Stowe	W	7-0	Memphis	W	7-4	Alabama	W	8-7
Missouri-St. Louis	L	12-1	Missouri	W	14-8	Central Oklahoma	W	7-0	Memphis	W	11-3	Alabama	L	16-1
Eastern Kentucky	W	1-0	UT Martin	W	13-4	Oklahoma State	L	10-7	Evansville	L	7-5	Alabama	L	9-4
Eastern Kentucky	W	11-4	UT Martin	W	6-0	Princeton	L	12-4	Culver Stockton	W	4-3	Memphis	W	5-0
Eastern Kentucky	L	12-5	Memphis	W	12-9	Arkansas State	W	6-4	Culver Stockton	W	13-5	Memphis	L	6-1
Memphis	W	4-3	Eastern Illinois	L	2-1	Morehead State	L	4-3	Culver Stockton	W	13-10	Memphis	L	14-6
Eastern Illinois	W	7-2	Eastern Illinois	W	16-7	Morehead State	W	8-6	Missouri State	L	5-3	Arkansas State	L	7-3
Eastern Illinois	L	7-0	Westminster	W	15-1	Morehead State	W	5-1	Missouri State	L	11-9	Southern Miss.	W	9-2
Eastern Illinois	W	5-2	Austin Peay	W	4-1	Lipscomb	L	3-2	Missouri State	L	9-3	Southern Miss.	L	7-5
Missouri State	L	10-2	Austin Peay	W	10-3	Lipscomb	W	7-1	Saint Louis	W	9-2	Southern Miss.	L	14-2
Missouri State	L	8-1	Austin Peay	W	12-7	William Woods	W	24-3	Murray State	W	7-2	Missouri	L	9-8
Austin Peay	L	7-2	Belmont	L	3-1	Belmont	W	3-1	Murray State	W	6-5	Saint Louis	W	9-4
Austin Peay	L	8-6	Belmont	L	1-0	Belmont	W	11-10	Murray State	L	8-4	Lipscomb	W	9-3
UALR	W	15-3	Southern Illinois	W	8-6	Saint Louis	W	13-1	Missouri	W	8-5	Lipscomb	W	6-5
Southern Illinois	L	6-5	Middle Tennessee	W	3-2	Saint Louis	W	10-6	Southern Illinois	W	8-2	Lincoln	W	17-0
Belmont	W	5-4	Middle Tennessee	W	2-0	Murray State	L	6-5	Eastern Kentucky	W	7-4	Lincoln	W	7-2
Belmont	W	9-4	Middle Tennessee	L	8-5	Murray State	W	3-2	Eastern Kentucky	W	2-0	Missouri Valley	W	5-0
Belmont	W	5-3	Missouri Baptist	L	5-4	Murray State	W	7-3	Eastern Kentucky	L	9-6	Missouri Valley	W	4-3
Missouri	L	8-4	Saint Louis	L	5-4	Missouri	L	7-4	Arkansas State	L	6-1	Southern Illinois	W	7-5
Middle Tennessee	W	10-2	UT Martin	W	8-7	Southern Illinois	W	11-5	Evansville	W	15-5	Tennessee Tech	W	5-0
Middle Tennessee	W	4-0	UT Martin	W	8-5	Eastern Kentucky	W	8-2	UT Martin	W	16-3	Tennessee Tech	W	6-5
Middle Tennessee	L	9-6	UT Martin	W	16-0	Eastern Kentucky	W	7-0	UT Martin	W	12-8	Lipscomb	W	5-2
Saint Louis	L	9-7	Arkansas State	W	10-9	Eastern Kentucky	L	9-2	UT Martin	W	12-2	Lipscomb	W	6-2
Southern Illinois	L	14-11	Southern Illinois	W	19-17	Memphis	W	14-4	Southern Illinois	L	10-5	Southern Illinois	W	4-3
UT Martin	W	11-2	Morehead State	W	11-1	Memphis	L	13-5	Lipscomb	W	3-1	Eastern Kentucky	W	15-5
UT Martin	W	6-0	Morehead State	W	7-0	UT Martin	W	7-0	Oklahoma State	W	5-3	Eastern Kentucky	L	10-9
			Morehead State	W	3-2							Eastern Kentucky	L	8-5



2023 SOUTHEAST MISSOURI BASEBALL

YEARLY RESULTS

Arkansas State	W 7-6	Free-Hardeman	W 12-4	Arkansas State	L 9-0	Missouri State	L 5-2	Illinois State	L 8-2
Middle Tennessee	L 11-9	Samford	W 7-5	Jacksonville State	L 6-3	UT Martin	L 3-2	Illinois State	L 5-4
Eastern Illinois	L 5-1	Samford	W 9-1	Jacksonville State	W 3-0	UT Martin	L 2-1	Bethel Coll.	W 4-2
Eastern Illinois	L 5-4	Samford	W 12-8	Jacksonville State	L 8-7	UT Martin	L 1-0	Ark.-Pine Bluff	W 5-0
Eastern Illinois	W 22-9	Saint Louis	L 6-4	Saint Louis	W 3-2	Missouri	W 3-2	Ark.-Pine Bluff	W 8-3
Kansas State	W 9-5	Austin Peay	L 3-2	Missouri	W 8-5	Murray State	W 1-0	Ark.-Pine Bluff	W 19-0
Austin Peay	W 9-3	Austin Peay	L 15-4	Samford	L 13-5	Murray State	W 5-0	Central Arkansas	W 12-5
Austin Peay	L 4-2	Austin Peay	W 9-7	Samford	W 3-1	Murray State	W 7-0	Central Arkansas	L 13-11
Austin Peay	W 8-6	Southern Illinois	L 9-6	Samford	L 4-2	Saint Louis	L 11-10	UT Martin	W 7-6
Missouri	L 11-10	Eastern Illinois	L 6-5	Missouri	L 10-2	Southern Illinois	W 13-11	UT Martin	W 7-5
UT Martin	W 9-1	Eastern Illinois	L 6-5	Austin Peay	W 6-4	Jacksonville State	L 9-3	UT Martin	W 18-8
UT Martin	W 14-2	Eastern Illinois	W 4-3	Austin Peay	L 5-3	Jacksonville State	W 8-6	Freed-Hardeman	W 5-0
UT Martin	W 20-5	Eastern Kentucky	L 11-4	Austin Peay	L 11-2	Jacksonville State	L 21-7	Freed-Hardeman	W 27-16
Missouri State	L 3-1	Eastern Kentucky	L 3-0	Arkansas State	L 3-2	Southern Illinois	L 8-5	Murray State	W 6-5
Missouri State	L 11-5	Morehead State	W 10-5	Eastern Illinois	W 9-4	Missouri	W 9-5	Murray State	W 17-3
Morehead State	W 11-4	Morehead State	W 3-1	Eastern Illinois	W 7-2	Samford	L 6-5	Murray State	L 6-5
Morehead State	W 22-8	Morehead State	W 17-10	Eastern Illinois	W 5-3	Samford	W 7-4	Missouri State	L 16-3
Morehead State	L 7-5	Arkansas State	W 6-4	Southern Illinois	L 7-3	Samford	L 8-6	Missouri State	L 9-5
Murray State	W 13-8	Tennessee Tech	W 5-3	Eastern Kentucky	L 3-2	Austin Peay	L 7-4	Jacksonville State	L 4-3
Murray State	W 10-4	Tennessee Tech	W 3-2	Eastern Kentucky	L 12-11	Austin Peay	W 8-4	Jacksonville State	W 5-3
Murray State	W 6-0	Tennessee Tech	L 11-4	Eastern Kentucky	L 3-1	Austin Peay	L 7-2	Jacksonville State	W 3-2
OVC Tournament		Missouri	L 12-11	Evansville	L 13-6	Kansas	L 6-0	Southern Illinois	L 7-2
Eastern Kentucky	L 12-6	UT Martin	W 9-2	Morehead State	W 8-7	Missouri	L 14-3	Samford	W 4-0
Austin Peay	W 4-0	UT Martin	W 12-4	Morehead State	L 3-0	Eastern Illinois	L 7-6	Samford	W 9-0
Murray State	L 4-3	UT Martin	L 17-16	Morehead State	W 16-4	Eastern Illinois	L 5-1	Samford	L 2-1
		OVC Tournament		Tennessee Tech	W 20-10	Eastern Illinois	W 4-3	Southern Illinois	W 9-7
2004		Eastern Illinois	L 18-9	Tennessee Tech	W 10-1	Eastern Kentucky	W 11-2	Austin Peay	L 4-2
Overall: 29-28		Austin Peay	W 6-1	Tennessee Tech	W 16-12	Eastern Kentucky	L 8-3	Austin Peay	L 4-0
OVC: 15-11		Eastern Kentucky	W 9-7	Missouri State	L 10-2	Eastern Kentucky	L 6-5	Austin Peay	W 16-14
Oklahoma	L 7-1	Jacksonville State	W 7-6	Missouri State	L 11-6	Morehead State	L 7-4	Memphis	L 12-6
Oklahoma	L 11-5	Jacksonville State	L 5-1	UT Martin	W 6-4	Morehead State	L 4-0	Memphis	L 19-8
Oklahoma	L 10-2			UT Martin	W 4-2	Morehead State	W 13-7	Eastern Illinois	W 10-5
Arkansas State	W 12-9	2005		UT Martin	W 4-3	Saint Louis	W 7-6	Eastern Illinois	L 14-4
Mississippi	L 8-1	Overall: 24-32		OVC Tournament		Tennessee Tech	W 10-5	Eastern Illinois	W 10-4
Mississippi	L 15-6	OVC: 15-12		Murray State	L 4-3	Tennessee Tech	L 9-5	Eastern Kentucky	W 1-0
Brescia U.	W 6-0	Tulane	L 9-0	Morehead State	L 6-1	Tennessee Tech	W 21-10	Eastern Kentucky	L 2-1
Brescia U.	W 8-0	Tulane	L 6-3			OVC Tournament		Morehead State	W 4-3
Saint Louis	W 7-4	Tulane	L 9-3	2006		Eastern Illinois	W 7-6	Morehead State	W 3-2
Alabama	L 10-1	Southeastern La.	W 5-2	Overall: 23-33		Samford	L 11-5	Morehead State	L 9-8
Alabama	L 2-0	Southeastern La.	L 6-2	OVC: 11-16		Austin Peay	W 10-9	Tennessee Tech	L 6-5
Alabama	L 20-0	Southeastern La.	W 14-7	Arkansas State	L 4-3	Eastern Kentucky	L 14-10	Tennessee Tech	W 9-2
Central Michigan	W 7-5	Saint Louis	W 8-3	McNeese State	W 8-1			Tennessee Tech	L 9-6
Central Michigan	W 7-2	Bradley	L 1-0	McNeese State	L 7-6	2007		OVC Tournament	
Missouri State	W 5-2	Bradley	L 6-1	McNeese State	L 10-0	Overall: 32-24		Murray State	W 10-7
Missouri State	W 8-2	Bradley	L 8-3	Jackson State	W 7-5	OVC: 16-10		Jacksonville State	L 15-2
Missouri State	L 6-2	South Dakota State	W 7-2	Jackson State	W 8-7	Jackson State	W 7-4	Samford	L 5-1
Southern Illinois	L 6-5	Southern Illinois	W 7-3	Jackson State	W 9-6	Jackson State	W 2-0		
Missouri	L 6-3	Freed-Hardeman	W 8-1	Evansville	L 7-6	Jackson State	L 12-10		
Murray State	W 19-5	Mississippi	L 6-5	Southeastern La.	L 8-0	South Dakota State	L 5-2		
Murray State	W 6-2	Mississippi	L 3-0	Indiana State	L 8-1	South Dakota State	W 7-4		
Murray State	L 16-3	Central Michigan	L 4-2	Indiana State	L 10-6	South Dakota State	W 1-0		
Oklahoma State	L 10-8	Central Michigan	W 4-3	South Dakota State	W 5-1	Cleveland State	W 3-1		
Oklahoma State	W 4-2	Central Michigan	L 5-3	South Dakota State	W 6-5	Cleveland State	W 5-1		
Jacksonville State	L 12-2	Murray State	L 7-6	South Dakota State	L 8-5	Arkansas State	L 6-5		
Jacksonville State	W 10-3	Murray State	W 15-10	Memphis	L 5-1	Saint Louis	W 5-2		
Jacksonville State	L 15-14	Murray State	L 7-6	Memphis	L 15-1	Illinois State	L 8-5		

2023 SOUTHEAST MISSOURI BASEBALL

YEARLY RESULTS



2008			2009			2010			OVC Tournament			Eastern Illinois		W	9-6		
Overall: 26-26			Overall: 26-25			Overall: 30-25			Eastern Illinois			L	10-5	Eastern Illinois		W	8-7
OVC: 12-13			OVC: 12-11			OVC: 13-9			Murray State			L	13-9	OVC Tournament			
Ark.-Pine Bluff	L	4-2	Alabama	L	5-1	Auburn	W	13-8				Jacksonville State			L	2-8	
Ark.-Pine Bluff	W	13-2	Alabama	W	8-3	Auburn	L	9-8	2011			UT Martin			W	12-7	
Ark.-Pine Bluff	W	15-3	Alabama	W	8-4	Auburn	L	6-1	Overall: 34-22			Tennessee Tech			W	6-1	
Northern Colorado	L	4-1	Lyon	W	11-6	Fort Wayne	W	5-0	OVC: 14-8			Jacksonville State			L	12-15	
Northern Colorado	L	4-2	Purdue	W	13-10	Fort Wayne	W	3-2	La.-Laffayette			W	4-2				
Northern Colorado	L	7-3	Purdue	L	9-2	Fort Wayne	W	6-5	La.-Laffayette			W	9-1	2012			
Northern Colorado	W	14-13	Saint Louis	W	6-5	Saint Louis	L	10-6	La.-Laffayette			L	2-4	Overall: 23-36			
Lyon	W	6-0	St. Catharine	L	11-9	Michigan State	L	8-7	Harris-Stowe			W	3-0	OVC: 12-15			
Saint Louis	L	9-5	Northern Iowa	L	3-1	Mississippi State	L	3-2	Ball State			W	12-7	Dallas Baptist	L	2-3	
Memphis	W	9-8	Northern Iowa	W	20-8	Mississippi State	L	10-7	Ball State			L	2-6	Dallas Baptist	L	6-7	
Memphis	W	6-5	Northern Iowa	W	7-6	Michigan State	L	9-0	Ball State			W	22-8	Dallas Baptist	L	1-3	
Memphis	L	2-0	Northern Iowa	L	11-5	Missouri State	W	12-11	Central Arkansas			W	6-5	Harris-Stowe	W	8-6	
Tennessee Tech	W	16-3	Northern Illinois	W	8-6	North Dakota	W	15-4	Central Arkansas			W	10-3	Fort Wayne	W	7-1	
Tennessee Tech	L	8-3	Northern Illinois	W	15-5	North Dakota	L	6-5	Troy			L	0-9	Fort Wayne	L	4-6	
Tennessee Tech	W	7-3	Northern Illinois	W	11-10	North Dakota	W	14-4	Troy			L	1-2	Fort Wayne	W	26-7	
Missouri State	W	6-2	Northern Illinois	L	17-10	Freed-Hardeman	W	13-1	Troy			L	2-7	Hannibal-LaGrange	W	13-6	
Missouri State	L	7-6	Missouri State	L	13-2	Valparaiso	W	17-4	North Dakota			L	6-8	Hannibal-LaGrange	W	6-5	
UT Martin	W	19-6	Missouri State	L	16-3	Valparaiso	W	5-3	North Dakota			W	13-6	Illinois State	L	3-11	
Vanderbilt	W	12-8	Tennessee Tech	W	14-2	Valparaiso	W	8-7	North Dakota			W	15-0	Illinois State	L	2-8	
Evansville	L	8-7	Tennessee Tech	W	4-3	Saint Louis	W	8-4	Missouri State			W	8-7	Illinois State	L	4-14	
Murray State	L	5-3	Tennessee Tech	W	7-4	Arkansas State	W	6-4	Missouri State			L	1-2	Saint Louis	L	11-22	
Murray State	W	3-2	UT Martin	W	6-5	Morehead State	W	23-10	Wright State			L	5-6	Wright State	W	10-7	
Murray State	W	9-8	UT Martin	W	9-7	Morehead State	L	12-11	Wright State			W	5-1	Wright State	L	0-2	
Southern Illinois	W	11-4	UT Martin	W	12-8	Morehead State	W	15-7	Wright State			L	3-5	Wright State	L	5-6	
Arkansas State	L	8-3	Arkansas State	L	12-1	Eastern Kentucky	W	17-9	Saint Louis			L	8-14	UALR	W	10-7	
Jacksonville State	L	16-6	Jacksonville State	W	18-4	Eastern Kentucky	W	7-4	Morehead State			W	3-2	UALR	L	2-16	
Jacksonville State	L	4-3	Jacksonville State	L	8-7	Eastern Kentucky	W	8-7	Morehead State			L	4-14	New Mexico State	L	1-9	
Jacksonville State	L	10-7	Jacksonville State	W	7-4	Southern Illinois	L	16-11	Mid-Continent			W	2-0	New Mexico State	L	7-23	
Southern Illinois	L	5-4	Southern Illinois	L	7-0	Tennessee Tech	W	11-9	Eastern Kentucky			W	7-6	New Mexico State	L	6-8	
Samford	L	11-6	Murray State	L	25-2	Tennessee Tech	W	4-3	Eastern Kentucky			W	13-6	Missouri State	L	1-8	
Samford	W	11-10	Murray State	L	3-1	Tennessee Tech	L	12-8	Eastern Kentucky			L	5-11	Austin Peay	L	5-8	
Samford	W	7-6	Murray State	W	9-6	Arkansas State	L	9-6	Arkansas State			W	8-5	Austin Peay	L	2-5	
Arkansas State	W	12-3	Southern Illinois	L	4-2	UT Martin	L	12-4	Tennessee Tech			L	5-9	Austin Peay	L	7-11	
Austin Peay	L	6-5	SIU Edwardsville	W	9-5	UT Martin	L	6-3	Tennessee Tech			L	4-5	Arkansas State	L	5-10	
Austin Peay	L	7-6	SIU Edwardsville	W	9-2	UT Martin	W	15-1	Tennessee Tech			W	13-8	Eastern Illinois	L	1-5	
Austin Peay	W	10-9	SIU Edwardsville	W	9-4	Southern Illinois	W	13-1	Southern Illinois			W	14-8	Eastern Illinois	W	12-5	
Eastern Illinois	W	16-7	Evansville	W	9-4	Harris-Stowe	W	10-2	Saint Louis			W	6-4	Eastern Illinois	L	0-10	
Eastern Illinois	L	15-3	Arkansas State	L	17-11	Jacksonville State	W	10-5	UT Martin			W	8-2	Mid-Continent	L	9-10	
Eastern Illinois	L	6-5	Austin Peay	W	12-9	Jacksonville State	W	6-5	UT Martin			W	8-2	Eastern Kentucky	L	1-9	
Eastern Kentucky	W	5-4	Austin Peay	L	9-5	Central Arkansas	L	8-7	UT Martin			W	8-4	Eastern Kentucky	L	6-9	
Eastern Kentucky	L	3-1	Austin Peay	W	13-3	Central Arkansas	W	13-11	Arkansas State			W	13-7	Eastern Kentucky	W	9-7	
Eastern Kentucky	W	8-7	Eastern Illinois	L	8-7	Murray State	L	5-3	Jacksonville State			W	9-8	Southern Illinois	W	4-1	
Central Arkansas	W	12-4	Eastern Illinois	L	8-7	Murray State	L	13-9	Jacksonville State			L	2-5	Morehead State	L	2-7	
Central Arkansas	L	12-2	Eastern Kentucky	L	14-13	Mid-Continent	W	16-12	Southern Illinois			W	11-4	Morehead State	W	9-4	
Morehead State	L	10-8	Eastern Kentucky	W	12-2	Nebraska	L	6-2	Murray State			W	5-4	Morehead State	L	14-16	
Morehead State	W	9-6	Eastern Kentucky	L	11-10	Nebraska	L	20-6	Murray State			W	17-7	Arkansas State	W	5-3	
Morehead State	L	13-12	Morehead State	L	12-10	Nebraska	L	10-3	Murray State			L	2-6	Tennessee Tech	W	9-6	
OVC Tournament			Morehead State	L	10-3	Austin Peay	L	8-4	Arkansas			L	0-10	Tennessee Tech	L	3-8	
Austin Peay	W	5-2	Morehead State	L	9-6	Austin Peay	W	2-1	Arkansas			W	6-5	Tennessee Tech	W	3-1	
Jacksonville State	L	7-6	OVC Tournament			Austin Peay	W	10-3	Austin Peay			W	3-2	Southern Illinois	L	5-9	
Tennessee Tech	W	8-4	Tennessee Tech	L	9-5	Eastern Illinois	L	7-5	Austin Peay			L	5-6	UT Martin	L	4-5	
Jacksonville State	W	6-4	Morehead State	L	7-5	Eastern Illinois	L	8-5	Austin Peay			L	5-7	UT Martin	W	13-1	
Eastern Illinois	L	7-4				Eastern Illinois	W	10-0	Ole Miss			L	6-10	UT Martin	W	14-2	
									Eastern Illinois			W	9-5				



2023 SOUTHEAST MISSOURI BASEBALL

YEARLY RESULTS

Saint Louis	L	0-4	Austin Peay	L	4-9	UT Martin	W	11-1	UT Martin	W	13-0	at Ole Miss	L	4-6
Jacksonville State	W	5-3	Austin Peay	W	5-3	Arkansas State	W	7-0	UT Martin	W	5-4	at Eastern Kentucky	W	2-1
Jacksonville State	L	3-4	Austin Peay	W	14-8	SIUE	W	8-7	Saint Louis	W	13-1	at Eastern Kentucky	W	7-3
Jacksonville State	L	7-8	Arkansas State	L	4-5	SIUE	W	8-7	Arkansas State	W	6-5	at Eastern Kentucky	W	4-1
Murray State	W	7-1	Eastern Illinois	L	2-4	SIUE	W	12-1	SIUE	L	4-8	at Missouri	W	7-2
Murray State	L	2-7	Eastern Illinois	W	25-6	Southern Illinois	W	5-4	SIUE	W	10-0	at Missouri	L	6-13
Murray State	W	9-8	Eastern Illinois	L	3-13	Austin Peay	L	4-22	SIUE	W	22-8	Morehead State	W	5-1
SIU Edwardsville	W	9-4	Southern Illinois	L	2-3	Austin Peay	W	10-9	Arkansas State	L	10-12	Morehead State	W	5-4
SIU Edwardsville	W	11-4	Jacksonville State	L	8-9	Austin Peay	W	19-7	Austin Peay	L	1-5	Morehead State	W	6-5
SIU Edwardsville	L	7-24	Jacksonville State	L	3-4	Saint Louis	W	6-2	Austin Peay	W	3-2	Harris-Stowe	W	18-10
OVC Tournament			Jacksonville State	L	2-5	Eastern Illinois	W	7-5	Austin Peay	W	12-11	at UT Martin	W	19-6
Jacksonville State	W	4-1	Missouri	W	9-7	Eastern Illinois	W	11-7	Missouri State	L	1-2	at UT Martin	W	15-6
Austin Peay	W	4-3	Murray State	L	0-4	Eastern Illinois	L	3-10	Eastern Illinois	W	21-1	at UT Martin	W	26-2
Eastern Illinois	L	6-7	Murray State	L	4-5	Southern Illinois	L	2-5	Eastern Illinois	L	5-9	SIUE	W	9-5
Austin Peay	L	6-10	Murray State	W	7-4	Jacksonville State	W	11-6	Eastern Illinois	W	5-0	SIUE	W	4-0
Head Coach Steve Bieser			Tennessee Tech	L	1-16	Jacksonville State	W	1-0	Southern Illinois	W	7-4	SIUE	W	20-11
			Tennessee Tech	L	6-11	Jacksonville State	L	3-5	Jacksonville State	W	5-4	Arkansas State	W	4-2
			Tennessee Tech	L	1-5	Missouri	L	5-6	Jacksonville State	W	9-5	at Austin Peay	L	1-6
			Memphis	L	6-8	Murray State	W	6-5	Jacksonville State	W	6-3	at Austin Peay	L	6-8
			Memphis	W	3-2	Murray State	W	8-6	Southern Illinois	L	2-6	at Austin Peay	W	7-3
2013			Memphis	W	9-4	Murray State	L	6-11	Murray State	W	10-3	at Arkansas State	W	13-8
Overall: 26-33														
OVC: 13-17			OVC Tournament			Tennessee Tech	W	12-8	Murray State	W	17-12	Eastern Illinois	W	15-1
New Orleans	W	7-4	Belmont	W	9-6	Tennessee Tech	W	9-8	Murray State	W	10-2	Eastern Illinois	W	12-11
New Orleans	W	6-1	Tennessee Tech	L	1-5	Tennessee Tech	L	10-21	Missouri S&T	W	11-10	Eastern Illinois	W	20-7
New Orleans	W	11-2	Belmont	W	2-1	Vanderbilt	L	4-10	Tennessee Tech	W	9-1	at Saint Louis	W	10-3
Harris-Stowe	W	12-1	Eastern Kentucky	L	9-12	Fort Wayne	W	6-3	Tennessee Tech	L	5-11	at Jacksonville State	L	2-6
Mid-Continent	W	9-1				Fort Wayne	W	9-7	Tennessee Tech	L	10-11	at Jacksonville State	W	13-6
North Dakota State	L	2-7	2014			Fort Wayne	W	8-6	Missouri	W	8-5	at Jacksonville State	W	11-2
North Dakota State	L	6-9	Overall: 37-20											
North Dakota State	W	13-7	OVC: 23-7			OVC Tournament			Indiana State	L	7-8	Murray State	W	10-3
Saint Louis	L	4-8	Oral Roberts	W	10-4	Tennessee Tech	L	2-9	Indiana State	L	3-4	Murray State	L	3-4
Oral Roberts	L	1-3	Oral Roberts	W	7-5	Jacksonville State	L	2-6	Belmont	W	12-0	Saint Louis	L	8-12
Oral Roberts	L	3-4	Oral Roberts	L	2-6				Belmont	L	5-11	at Tennessee Tech	L	2-7
Oral Roberts	W	6-5	UALR	L	0-1	2015			Belmont	W	13-7	at Tennessee Tech	L	3-4
UALR	L	2-3	Harris-Stowe	W	6-4	Overall: 36-23			OVC Tournament			at Tennessee Tech	W	7-1
UALR	W	4-3	Fort Wayne	W	18-0	OVC: 22-8			Belmont	L	2-7	Stephen F. Austin	L	2-3
Belmont	W	1-0	Fort Wayne	W	7-6	Bowling Green	L	6-7	Jacksonville State	W	12-4	Stephen F. Austin	W	15-6
Belmont	L	6-11	Fort Wayne	W	6-4	Bowling Green	W	6-5	Tennessee Tech	W	14-1	Stephen F. Austin	W	9-5
Belmont	L	2-6	Arkansas State	L	4-8	Bowling Green	W	5-1	Belmont	W	9-4	Belmont	W	9-2
Creighton	L	2-17	Memphis	L	4-8	Alcorn State	W	13-6	Morehead State	L	3-16	Belmont	L	3-4
Eastern Kentucky	W	8-6	Memphis	L	5-9	Illinois State	L	3-7				Belmont	L	5-6
Eastern Kentucky	W	5-3	Memphis	L	2-3	Illinois State	L	3-8	2016			OVC Tournament		
Eastern Kentucky	L	1-7	Belmont	W	11-1	Illinois State	L	5-6	Overall: 39-21			Morehead State	W	3-0
Saint Louis	L	6-7	Belmont	W	6-3	Bradley	L	3-6	OVC: 22-8			Jacksonville State	L	7-11
Morehead State	L	2-4	Belmont	W	7-0	Bradley	W	7-2	at Lamar	L	1-2	Austin Peay	W	10-4
Morehead State	W	10-5	Missouri State	W	6-5	Bradley	L	0-5	at Lamar	L	1-2	Jacksonville State	W	10-7
Morehead State	L	8-11	Eastern Kentucky	W	15-8	Eastern Kentucky	L	1-5	at Lamar	L	2-5	Jacksonville State	W	14-8
Missouri State	L	4-11	Eastern Kentucky	W	13-11	Eastern Kentucky	W	12-6	at Alcorn State	W	17-4	NCAA Starkville Regional		
UT Martin	W	8-5	Eastern Kentucky	W	9-4	Eastern Kentucky	W	13-1	at Ark.-Pine Bluff	W	10-0	Mississippi State	L	5-9
UT Martin	W	9-6	Saint Louis	L	8-11	Saint Louis	W	9-7	at Ark.-Pine Bluff	W	9-2	Louisiana Tech	L	4-9
UT Martin	W	7-2	Morehead State	L	8-9	Morehead State	W	8-6	at Ark.-Pine Bluff	W	8-2			
Arkansas State	L	8-9	Morehead State	L	1-6	Morehead State	L	7-11	at Southern Illinois	L	5-6			
SIUE	L	0-4	Morehead State	W	7-1	Morehead State	W	14-6	Central Arkansas	W	6-0			
SIUE	W	8-4	Mississippi State	L	2-3	Arkansas	L	3-4	Central Arkansas	L	0-1			
SIUE	W	13-11	UT Martin	W	13-0	Arkansas	W	12-11	Central Arkansas	W	6-2			
Southern Illinois	L	3-25	UT Martin	W	9-3	UT Martin	W	16-2	at Ole Miss	L	2-10			

2023 SOUTHEAST MISSOURI BASEBALL

YEARLY RESULTS



Head Coach Andy Sawyers

2017

Overall: 29-26

OVC: 16-14

vs. UT Arlington	W	4-3
at Stephen F. Austin	L	2-3
vs. UT Arlington	L	3-5
at Stephen F. Austin	W	3-1
Western Illinois	W	22-2
Western Illinois	W	5-4
Western Illinois	W	5-1
Purdue	L	0-4
Purdue	L	5-13
Purdue	W	17-7
at Morehead State	L	9-12
at Morehead State	L	5-17
at Morehead State	L	2-3
Missouri State	W	5-4
UT Martin	W	14-1
UT Martin	W	5-4
UT Martin	W	13-4
at Central Arkansas	L	4-5
at SIU Edwardsville	W	8-3
at SIU Edwardsville	L	10-15
at SIU Edwardsville	L	5-7
at #23 Missouri	W	6-5
Austin Peay	W	5-3
Austin Peay	W	10-0
Austin Peay	W	7-11
at Arkansas State	L	1-10
Arkansas State	W	10-4
at Eastern Illinois	W	7-3
at Eastern Illinois	L	4-5
at Eastern Illinois	W	7-6
at Southern Illinois	L	2-4
Jacksonville State	W	7-6
Jacksonville State	W	1-0
Jacksonville State	L	7-17
Saint Louis	W	13-2
at Murray State	L	7-9
at Murray State	W	4-3
at Murray State	L	1-11
Southern Illinois	L	5-7
Tennessee Tech	L	4-8
Tennessee Tech	L	8-9
Tennessee Tech	W	11-9
at Saint Louis	L	5-6
at Western Michigan	W	12-6
at Western Michigan	W	8-5
at Western Michigan	L	6-8
at Belmont	W	4-1
at Belmont	L	5-6
at Belmont	L	10-11
Eastern Kentucky	W	14-6

Eastern Kentucky	W	8-4
Eastern Kentucky	W	16-3
OVC Tournament		
vs. Jacksonville State	W	13-10
vs. Tennessee Tech	L	9-14
vs. Murray State	L	5-8

2018

Overall: 27-30

OVC: 20-10

at College of Charleston	L	3-6
at College of Charleston	L	0-6
at College of Charleston	L	4-5
at Arkansas State	L	6-7
Bowling Green	L	7-9
Bowling Green	W	8-4
Bowling Green	L	2-5
Bowling Green	W	9-7
at Memphis	L	2-3
South Dakota State	W	12-8
South Dakota State	L	4-7
South Dakota State	L	5-6
Southern Illinois	L	0-5
Morehead State	W	5-4
Morehead State	W	10-3
Morehead State	L	4-8
at Central Arkansas	L	3-7
at Central Arkansas	L	4-5
at Central Arkansas	L	4-5
at UT Martin	L	7-8
at UT Martin	W	17-1
at UT Martin	W	8-7
at Missouri State	L	5-10
SIUE	W	11-6
SIUE	W	7-0
SIUE	W	11-10
at Austin Peay	L	5-6
at Austin Peay	L	6-7
at Austin Peay	W	20-4
Saint Louis	W	4-2
Eastern Illinois	L	3-5
Eastern Illinois	W	3-1
Eastern Illinois	W	13-1
McKendree	W	15-0
at Jacksonville State	L	0-7
at Jacksonville State	L	6-7 ^(11 inn.)
at Jacksonville State	W	4-1
Saint Louis	W	10-8
Murray State	W	7-4
Murray State	W	8-6
Murray State	W	7-5
at Southern Illinois	L	0-2
at Tennessee Tech	L	6-7
at Tennessee Tech	L	2-6
at Tennessee Tech	W	10-6
at Saint Louis	L	2-5

at Lipscomb	L	6-7
at Lipscomb	L	7-8
Belmont	W	9-8
Belmont	W	9-8
Belmont	L	6-10
at Georgia Tech	L	5-8
at Eastern Kentucky	W	7-2
at Eastern Kentucky	W	7-6
at Eastern Kentucky	W	10-9

OVC Tournament

vs. Murray State	W	5-2
vs. Morehead State	L	9-18
vs. Jacksonville State	L	0-11

2019

Overall: 23-32

OVC: 10-20

Western Michigan	W	5-1
Western Michigan	W	8-4
Western Michigan	W	9-8
Harris-Stowe	W	13-0
Western Illinois	L	2-9
Western Illinois	W	14-2
Western Illinois	L	2-5
@ #1 Vanderbilt	L	3-11
Purdue-Fort Wayne	W	12-4
Purdue-Fort Wayne	W	10-1
Purdue-Fort Wayne	W	14-1
Southern Illinois	W	11-9
UT Martin	W	4-1
UT Martin	L	0-3
UT Martin	L	0-1
Illinois State	L	6-18
@ Southern Illinois	L	1-4
@ SIU Edwardsville	W	8-6
@ SIU Edwardsville	L	3-9
@ SIU Edwardsville	L	2-3
Memphis	W	7-6
Austin Peay	L	2-4
Austin Peay	W	7-4
Austin Peay	L	2-10
Arkansas State	L	2-11
@ Eastern Illinois	W	10-9
@ Eastern Illinois	L	0-1
@ Eastern Illinois	L	6-9
Missouri State	L	2-8
Jacksonville State	L	3-4
Jacksonville State	W	9-8
Jacksonville State	L	7-8
@ Saint Louis	L	6-15
@ Murray State	L	5-9
@ Murray State	W	4-2
@ Murray State	L	5-6
@ Arkansas State	L	4-8
Tennessee Tech	L	3-9
Tennessee Tech	L	8-13

Tennessee Tech	W	9-4
Saint Louis	W	8-4
McKendree	W	4-1
@ Purdue	L	3-8
@ Purdue	W	3-2
@ Purdue	L	2-6
@ Missouri	L	6-21
@ Belmont	L	7-8
@ Belmont	W	10-6
@ Belmont	W	3-1
Eastern Kentucky	W	3-2
Eastern Kentucky	L	5-7
Eastern Kentucky	L	3-6
@ Morehead State	L	9-13
@ Morehead State	L	3-8
@ Morehead State	L	7-8

2020

Overall: 9-8

OVC: 2-1

@ UL Monroe	L	1-5
@ UL Monroe	L	4-13
@ UL Monroe	W	6-2
@ Kentucky	L	4-9
Northern Illinois	L	4-7
Northern Illinois	L	5-7
Northern Illinois	W	16-15
Northern Illinois	L	5-11
Ohio	W	3-0
Ohio	W	3-0
Ohio	W	9-2
Ohio	W	9-7
@ Arkansas State	W	5-3
@ UT Martin	W	16-6
@ UT Martin	W	22-4
@ UT Martin	L	13-14
@ Southern Illinois	L	4-6
<i>Season shortened due to COVID-19 pandemic</i>		

2021

Overall: 30-22

OVC: 17-10

@ South Alabama	W	4-2
@ South Alabama	L	5-6
@ South Alabama	W	8-6
@ #2 Arkansas	L	5-6
@ #2 Arkansas	L	3-7
@ #2 Arkansas	L	3-9
@ #2 Arkansas	L	4-11
Illinois State	W	4-3
Illinois State	W	5-1
Illinois State	L	1-13
Illinois State	W	8-1
@ SIU Edwardsville	L	2-6

@ SIU Edwardsville	W	6-3
@ SIU Edwardsville	W	6-4
@ Saint Louis	W	8-6
Austin Peay	W	6-3
Austin Peay	W	6-5
Austin Peay	L	11-12
#22 Southern Illinois	L	4-21
@ Eastern Illinois	W	3-2
@ Eastern Illinois	L	2-9
@ Eastern Illinois	L	4-8
Missouri State	L	8-9
Jacksonville State	W	6-5
Jacksonville State	L	4-8
Jacksonville State	W	8-3
@ Murray State	W	8-3
@ Murray State	W	12-8
@ Murray State	L	6-11
@ UT Martin	W	8-1
Tennessee Tech	W	7-3
Tennessee Tech	L	1-9
Tennessee Tech	W	7-2
@ Austin Peay	W	16-3
@ Belmont	W	12-0
@ Belmont	L	1-4
@ Belmont	W	5-0
Eastern Kentucky	W	6-2
Eastern Kentucky	L	0-8
Eastern Kentucky	W	7-6
@ Lipscomb	W	3-2
@ Lipscomb	L	0-3
@ Lipscomb	W	8-4
UT Martin	W	6-2
UT Martin	W	3-2
UT Martin	L	2-9

OVC Tournament

Austin Peay	W	11-8
Murray State	W	6-5
Murray State	L	1-10
Murray State	W	10-1

NCAA Oxford Regional

@ #12 Ole Miss	L	3-6
Southern Mississippi	L	0-21



2023 SOUTHEAST MISSOURI BASEBALL YEARLY RESULTS

2022

Overall: 37-22

OVC: 16-8

@ #22 Dallas Baptist W 7-6
@ #22 Dallas Baptist W 6-5
@ #22 Dallas Baptist L 5-13
Bellarmine W 8-7
Bellarmine W 10-2
Bellarmine W 12-8
Saint Louis W 16-5
Bradley W 16-7
Bradley W 11-8
Bradley W 12-5
@ Arkansas State W 14-6
Valparaiso W 9-1
Valparaiso W 16-6
Valparaiso W 10-8
@ Indiana State L 1-10
@ Indiana State L 4-5
@ Missouri State W 6-3
@ Missouri State L 3-9
@ Missouri State L 5-16
SIU Edwardsville W 2-1
SIU Edwardsville W 2-1
SIU Edwardsville W 5-2
@ Saint Louis W 4-1
@ Austin Peay L 3-4
@ Austin Peay L 7-8
@ Austin Peay W 6-5
Arkansas State W 8-5
Murray State W 11-2
Murray State W 8-5
Murray State W 11-10
Southern Illinois L 2-3
@ Tennessee Tech L 3-10
@ Tennessee Tech W 9-4
@ Tennessee Tech L 4-7
@ Ole Miss W 13-3
Morehead State W 8-7
Morehead State W 16-9
Morehead State W 9-8
@ Southern Illinois L 6-7
@ Belmont W 5-4
@ Belmont L 3-5
@ Belmont W 11-4
@ Missouri L 3-9
@ #3 Oklahoma State L 0-4
@ #3 Oklahoma State L 6-11
@ #3 Oklahoma State L 3-15
Missouri State W 8-7
UT Martin L 3-10
UT Martin W 7-6
UT Martin W 15-2
@ Eastern Illinois W 6-4
@ Eastern Illinois L 5-7
@ Eastern Illinois L 1-5

OVC Tournament

Tennessee Tech L 10-11
SIU Edwardsville W 14-6
Tennessee Tech W 5-2
Belmont W 5-4

NCAA Louisville Regional


@ #7 Louisville L 2-7
Oregon L 6-18

2023 SOUTHEAST MISSOURI BASEBALL

ALL-TIME DRAFT PICKS



Year	Name	Position	Team	Round	Pick
1966	Stephen Vaughn	Outfield	Chicago White Sox	20	398
1974	Galen McSpadden	Left-Handed Pitcher	San Diego Padres	6	121
1977	Daniel Weiser	Shortstop	Kansas City Royals	20	510
1981	Robert Gonsoulin	Infield	San Diego Padres	28	693
1985	Joe Schultz	Right-Handed Pitcher	Houston Astros	11	274
1988	Brian Harper	Left-Handed Pitcher	Philadelphia Phillies	30	770
1989	Steve Bieser	Outfield	Philadelphia Phillies	32	820
1992	Scott Hollrah	Right-Handed Pitcher	Chicago White Sox	33	932
1995	Rex Crosnoe	Catcher	Cleveland Indians	46	1280
	Kerry Robinson	Outfield	St. Louis Cardinals	34	939
1997	David Siboda	Right-Handed Pitcher	Toronto Blue Jays	48	1381
	LaMonte Collier	Shortstop	Philadelphia Phillies	34	1016
1999	Ryan Spille	Left-Handed Pitcher	Toronto Blue Jays	19	583
2000	Danny Huesgen	Right-Handed Pitcher	Toronto Blue Jays	38	1138
	Jeremy Johnson	Outfield	Toronto Blue Jays	26	778
2001	Todd Pennington	Right-Handed Pitcher	Cleveland Indians	46	1376
2002	Zach Borowiak	Shortstop	San Francisco Giants	49	1455
	Brandon Smith	Right-Handed Pitcher	Boston Red Sox	18	538
2003	Tim Alvarez	Left-Handed Pitcher	San Francisco Giants	36	1083
	Zach Borowiak	Shortstop	Boston Red Sox	14	414
2009	Jim Klocke	Catcher	St. Louis Cardinals	46	1389
2010	Jim Klocke	Catcher	Philadelphia Phillies	31	951
2011	Logan Mahon	Left-Handed Pitcher	Colorado Rockies	22	678
2012	Trenton Moses	Third Base	Atlanta Braves	26	809
	Shae Simmons	Right-Handed Pitcher	Atlanta Braves	22	689
2014	Matt Tellor	First Base	Atlanta Braves	10	313
2015	Alex Winkelman	Left-Handed Pitcher	Houston Astros	21	619
2016	Branden Boggetto	Shortstop	Washington Nationals	25	754
	Joey Lucchesi	Left-Handed Pitcher	San Diego Padres	4	114
2018	Carlos Vega	Right-Handed Pitcher	Chicago Cubs	21	638
2021	Dylan Dodd	Left-Handed Pitcher	Atlanta Braves	3	96
2022	Andrew Keck	Catcher	Atlanta Braves	10	305





2023 SOUTHEAST MISSOURI BASEBALL

CAPAHA FIELD



Capaha Field is the home of Southeast Missouri Baseball. SEMO Baseball has called Capaha Field home since the program's inception in 1959.

Located just two blocks west of SEMO's campus, Capaha Field is owned and operated by the City of Cape Girardeau. It is also the home to wood bat Prospect League member Cape Catfish.

Prior to the 2020 season, SEMO opened a state-of-the-art baseball training facility adjacent to Capaha Field along the third base side.

The 4,000-square foot indoor facility can fit up to four batting cages, has portable pitching mounds and is equipped with HitTrax and Rapsodo technology which helps improve overall player performance.

The HitTrax system provides real-time statistics and

performance metrics. It measures exit velocity, launch angle and strike zone analysis.

Meanwhile, the Rapsodo program is designed to provide instant data on pitch velocity, spin rate and release angle. It also has strike zone analysis and can track progress over time with historical and statistical analytics.

SEMO's indoor hitting facility was built at a cost of \$400,000.

In summer 2019, Capaha Field received major upgrades that included new lights, freshly painted areas, chairback seating, a newly paved walking plaza and a home run deck located in right field.

Two years before that, Capaha Field received a \$1.8 million renovation that featured synthetic turf. Other upgrades to the facility included a scoreboard equipped with video capabilities, a new outfield fence, new bullpens and

additional cosmetic upgrades such as new paint and fencing all around the field.

The Capaha Field press box, completed for the start of the 2006 season, is equipped with televisions, kitchen/lounge areas and restrooms, and provides media and staff an excellent view behind home plate.

Capaha Field is nestled in historic Capaha Park, the oldest park in Cape Girardeau's park system. In addition to the ballpark, Capaha Park has playgrounds, a pond, picnic areas, a band shell, rose garden, splash pad and disc golf course.

Capacity of Capaha Field is 2,000 and dimensions are 330 down the lines, 375 to the alleys and 400 to straightaway center field. The outfield wall is nine feet high.

Fans enjoy cheering on the Redhawks from the hillsides

behind the first base dugout and beyond the left field wall.

SEMO consistently leads the Ohio Valley Conference in home attendance. Over 160,000 fans have flocked to Capaha Field to watch the Redhawks.

In their OVC Championship seasons from 2014-2016, the Redhawks had over 46,000 fans for an average of 750 per game, while posting a 47-16 home record in that span.

The Cape Capahas, the oldest amateur baseball team in America, also calls Capaha Field *home*.

