

OVC CHAMPS **NCAA TOURN.**
 2002 • 2014 • 2015 1998 • 2002
 2016 • 2021 2016 • 2021
 2022

OVC TOURN. TITLES
 1998 • 2002 • 2016
 2021 • 2022



SCHEDULE

February (2-6)

17	at Central Arkansas	W, 11-3
18	at Central Arkansas	L, 0-3
19	at Central Arkansas	L, 4-13
21	at Middle Tennessee ^{ESPN+}	L, 3-8
25	at Abilene Christian (DH)	L, 0-3; W, 23-2
26	at Abilene Christian (DH)	L, 4-7, L, 4-5

March (10-8, 2-1 OVC)

1	Evansville	L, 8-14
4	Milwaukee (DH)	L, 1-3; W, 6-5
5	Milwaukee	W, 13-7
7	Indiana State	L, 3-8
8	Indiana State	L, 4-7
10	Butler	W, 8-0
11	Butler	W, 7-2
12	Butler	W, 2-1
14	at Missouri State	L, 1-11
15	Missouri State ^{ESPN+}	L, 3-7
17	Western Illinois	W, 10-3
18	Western Illinois	W, 4-0
19	Western Illinois	W, 8-7 (F/14)
21	at Arkansas ^{SEC+}	L, 2-12 (F/7)
25	at SIU Edwardsville* (DH)	W, 7-5; L4-5
26	at SIU Edwardsville*	W, 8-4
29	at Evansville	6 p.m.
31	Little Rock* ^{ESPN+}	6 p.m.

April (0-0, 0-0 OVC)

1	Little Rock* ^{ESPN+}	2 p.m.
2	Little Rock* ^{ESPN+}	1 p.m.
4	at Murray State	5 p.m.
6	at Southern Indiana*	6 p.m.
7	at Southern Indiana*	2 p.m.
8	at Southern Indiana*	12 p.m.
11	at Southern Illinois	6 p.m.
14	Tennessee Tech* ^{ESPN+}	6 p.m.
15	Tennessee Tech* ^{ESPN+}	2 p.m.
16	Tennessee Tech* ^{ESPN+}	1 p.m.
21	at Morehead State* ^{ESPN+}	5 p.m.
22	at Morehead State* ^{ESPN+}	2 p.m.
23	at Morehead State* ^{ESPN+}	1 p.m.
25	Southern Illinois ^{ESPN+}	6 p.m.
28	Lindenwood*	6 p.m.
29	Lindenwood*	2 p.m.
30	Lindenwood*	1 p.m.

May (0-0, 0-0 OVC)

2	Murray State ^{ESPN+}	6 p.m.
5	at Kansas State ^{BIG 12 NOW/ESPN+}	6 p.m.
6	at Kansas State ^{BIG 12 NOW/ESPN+}	4 p.m.
7	at Kansas State ^{BIG 12 NOW/ESPN+}	1 p.m.
9	Middle Tennessee ^{ESPN+}	4 p.m.
12	at UT Martin* ^{ESPN+}	5 p.m.
13	at UT Martin* ^{ESPN+}	3 p.m.
14	at UT Martin* ^{ESPN+}	1 p.m.
18	Eastern Illinois* ^{ESPN+}	6 p.m.
19	Eastern Illinois* ^{ESPN+}	6 p.m.
20	Eastern Illinois* ^{ESPN+}	2 p.m.
24	OVC Tournament	Marion, Ill.
25	OVC Tournament	Marion, Ill.
26	OVC Tournament	Marion, Ill.
27	OVC Tournament	Marion, Ill.

All Times Central and Subject to Change
 * - Denotes Ohio Valley Conference Game
 Home Games in Bold



SOUTHEAST MISSOURI BASEBALL

SEMORedhawks.com // @SEMObaseball

Contact: Jeff Honza, Associate AD Strategic Communications // Office: (573) 651-2933 // redhawk1@me.com

GAMES 27 // Evansville vs. SOUTHEAST MISSOURI

March 29, 2023 // Wed. 6 p.m., CT. // German American Bank Field // Evansville, Ind.

Series: Evansville leads 5-2 // **Live Stats:** SEMORedhawks.com // **Twitter:** @SEMObaseball



16-7
3-0 OVC

Evansville Purple Aces



12-14
2-1 OVC

SEMO REDHAWKS

Head Coach Wes Carroll
 Career Record (Yrs.) 368-391 (14)
 Record at SIUE (Yrs.) Same
 OVC Record 126-156

Head Coach Andy Sawyers
 Career Record (Yrs.) 254-181 (9)
 Record at SEMO (Yrs.) 167-154 (7)
 OVC Record 83-64

Southeast Missouri Probable Starting Pitchers

#	Name	Ht.	Wt.	Cl.	Hometown (Previous School)
---	------	-----	-----	-----	----------------------------

// Redhawks Travel To Evansville For Midweek

Southeast Missouri (12-14, 2-1 OVC) will take on Missouri Valley Conference-member Evansville (16-7, 3-0 MVC) on Wednesday, March 29, at German American Bank Field in Evansville, Ind. First pitch is slated for 6 p.m., CT.

// Follow the Redhawks

Listen live on the radio at ESPN 1220 AM and 93.5 FM. Erik Sean will call the action. Live stats are available at SEMORedhawks.com. Twitter updates will be provided @SEMObaseball.

// Series History

Wednesday's matchup will mark the second time this season that the Purple Aces and Redhawks will matchup on the diamond. Evansville won the previous match up on March 1, by a final score of 14-8. Evansville currently holds a 5-2 series lead over SEMO.

// Redhawks Take OVC Opening Series, 2-1, over SIUE

Southeast Missouri opened up Ohio Valley Conference play with 2-1 series win over SIUE this past weekend. Due to inclement weather, the series was moved to a double-header on Saturday, where the Redhawks

took game one by a final score of 7-5. SEMO used five runs in the ninth inning to sink the Cougars including a double to left field by designated hitter Jevon Mason to tie the game at five. Chance Resetich hit the go-ahead, two-RBI single to score Carlos Aranda and Mason. SIUE right fielder Kyle Ratliff hit a go-ahead solo home run in the bottom of the eighth inning, tied at 4-4, to give the Cougars a 5-4 victory in game two. The Redhawks would bounce back in Sunday's finale with a four-run ninth inning, beginning with an RBI single by Peyton Leeper to give the Redhawks a 5-4 lead in the top of the ninth. In the same inning, Josh Cameron added some insurance with a three-run home run to right field to give the Redhawks an 8-4 advantage. RHP Kyle Miller closed the door in the home ninth to secure the series for the Redhawks.

// Jevon Mason, Welcome Back

After missing Tuesday's midweek, Jevon Mason got himself going with a 6-for-13 (.462) weekend including three doubles and three RBIs. He also scored three runs, and swiped two bases over the weekend. Mason now leads the Redhawks offense in batting average (.322), runs scored (20), hits (28), doubles (6), and is slugging .460.

**// Resetich is Clutch**

Chance Resetich hit his second game-winning hit in Saturday's game one with a two-RBI single in the ninth inning. Earlier in the week, Resetich hit the game-winning, walk-off winner against Western Illinois in the bottom of the 14th inning to complete the series sweep.

// Outfield Has Power

Left fielder Carlos Aranda, Center fielder Brett Graber, and Right fielder Josh Cameron all registered a home run over the weekend. Graber and Aranda homered in the fifth inning of Sunday's contest. Graber led off the inning with a solo blast to left-center field. Aranda answered four batters later with a two-run home run to dead center to give SEMO a 4-1 lead. Cameron would homer in the ninth inning of Sunday's game. With a 5-4 lead, the right fielder hit a three-run bomb to give the Redhawks an 8-4 advantage.

// Southpaw Success

LHP Noah Niznik set a new career high for strikeouts in game one on Saturday. The St. Louis, Mo.-native recorded 10 strikeouts over 5.1 innings of work.

// Home Run Race

With his sixth home run of the season Sunday, Carlos Aranda is leading the Redhawks in the category. Josh Cameron hit his fifth home run of the season. Lincoln Andrews and Chance Resetich are tied for the next highest with three a piece.

// Redhawks Fall at #5 Arkansas

Southeast Missouri fell in Fayetteville, Arkansas on Tuesday, March 21, by a final score of 12-2 in seven innings to #5 Arkansas. The Razorbacks used a 10-run sixth inning to end SEMO's three-game winning streak, following a series sweep of Western Illinois over the weekend (Mar. 17-19). Josh Cameron hit his fourth home run of the season off of Arkansas starter RHP Ben Bybee for the Redhawks first run of the game, tying it at 1-1. Defensive miscues led to

Arkansas putting up 10-runs in the home sixth to sink the Redhawks.

// About Evansville

The Purple Aces come into the midweek contest off of a series-sweep of Missouri State in Springfield, Mo. to begin MVC play. Evansville is currently 16-7 and are in the midst of a nine game winning streak.

Chase Hug is the Purple Aces top hitter with a .422 average and a .711 slugging percentage. He currently has 35 hits on the season.

Eric Roberts leads his team in RBIs with an impressive 35. Simon Scherry is second on the team with 28.

Roberts also leads the Purple Aces with nine home runs on the season. As a pitching staff, the Purple Aces have given up 186 hits on the season and 109 runs for an overall ERA of 4.52. Opponents are currently hitting .276 against Evansville pitching.

Evansville is currently 8-1 in Evansville with their only loss coming to Eastern Michigan (2-24).

// Miller Named to NCBWA Stopper of the Year Preseason Watch List

Right-hander Kyle Miller was one of four Ohio Valley Conference players named to the 2023 National Collegiate Baseball Writers Association (NCBWA) Stopper of the Year Preseason Watch List. Miller joined Morehead State's John Bakke and Jarrett Miller, and Eastern Illinois' Zane Robbins on the list. Miller, a Preseason All-Ohio Valley Conference selection, went 8-4 with a 3.35 ERA in 24 relief appearances last season. He picked up six saves and led the Redhawks in wins. Miller struck out 47 and walked 14 in 45.2 innings.

// Season 65

The 2023 campaign marks Southeast Missouri's 65th of college baseball. The Redhawks are in their 32nd season as an NCAA Division I program. SEMO is

2023 OVC Standings (as of Mar. 27)

School	Conference				Overall			
	W	L	T	Pct.	W	L	T	Pct.
Little Rock	3	0	0	1.000	13	8	0	.619
Morehead State	3	0	0	1.000	13	10	0	.565
Southeast Missouri	2	1	0	.667	12	14	0	.462
UT Martin	2	1	0	.667	7	18	0	.280
SIUE	1	2	0	.333	14	8	0	.636
Tennessee Tech	0	0	0	.000	8	15	0	.348
Southern Indiana	0	3	0	.000	7	17	0	.292
Lindenwood	0	3	0	.000	3	21	0	.125

This Weekend's Schedule**SEMO**

Southeast Missouri or SEMO is the preferred reference for Southeast Missouri State University athletic teams. Southeastern Missouri State is NOT an acceptable reference.



1,433-1,169 all-time and 899-781-1 at the NCAA Division I level since the inception of its baseball program. The Redhawks have a 442-301-1 record in Ohio Valley Conference play. SEMO won five OVC regular-season titles (2002, 2014, 2015, 2016, 2021), five OVC Tournament crowns (1998, 2002, 2016, 2021, 2022) and made five NCAA Tournament appearances (1998, 2002, 2016, 2021, 2022) in program history.

// Redhawks Picked to Win OVC

For the second-straight year, Southeast Missouri (128 pts.) was picked first in the Ohio Valley Preseason Poll selected by the league's Head Coaches and Communications Directors. SEMO received 16 of the 18 possible first-place votes. Morehead State, which earned the other two first-place nods, was picked second with 100 points. Eastern Illinois (89 pts.), Little Rock (86 pts.) and Tennessee Tech (78 pts.) rounded out the top five. SIU Edwardsville (76 pts.), UT Martin (41 pts.), Southern Indiana (26 pts.) and Lindenwood (24 pts.) complete this year's predicted order of finish.

// Let's Do it Again

Southeast Missouri enters the 2023 season fresh off back-to-back 30-win campaigns. SEMO went 30-22 overall and swept the Ohio Valley Conference regular-season and tournament titles in 2021. A year later, the Redhawks compiled a 37-22 record and win their second OVC Tournament crown in a row. The 37 wins in 2022 are currently the most in a season with Andy Sawyers at the helm. Another 30-win season in 2023 will make Sawyers the third head coach in program history to record three-consecutive 30-win campaigns.

// Amazing Run

The Redhawks were nearly unbeatable on their home diamond (Capaha Field) in 2022. Southeast Missouri led the nation with a 23-2 home record. The home record was the best in SEMO baseball history. The Redhawks won their first 14 home games a year ago.

// More Program Firsts

Along with its staggering home record, Southeast Missouri won back-to-back Ohio Valley Conference Tournament titles and made the NCAA Tournament two years in a row for the first time in program history. SEMO won three-straight elimination games to claim its OVC Tournament crown in 2022. The Redhawks advanced to the NCAA Regional in Louisville, Kentucky in 2022 and NCAA Regional in Oxford, Mississippi in 2021.

// Preseason All-OVC

Outfielders Jevon Mason and Brett Grabe, and right-handed pitcher Kyle Miller represented Southeast Missouri on this year's Preseason All-Ohio Valley Conference Baseball Team. Mason, who hails from West Des Moines, Iowa, garnered OVC All-Tournament Team accolades in 2022. He ranked fourth on the team with a .317 batting average in 59 starts, including 57 in left field. Mason tied for second on the team with 73 hits, ranked tied for third in doubles (14) and third in home runs (14). His 72 runs scored led the conference and rated 23rd in the nation. A native of Sacramento, California, Grabe landed was a Second-Team All-OVC pick last season. He finished third on the team with a .321 batting average as one of four players who hit over .300. He posted 10 home runs, 42 runs scored, 70 hits, three triples and 46 RBI. Grabe collected multiple hits in 22 of his starts, as well. Miller, who is from Eureka, Missouri, joined Grabe as a Second-Team All-OVC selection. He was SEMO's closer who went 8-4 with a 3.35 ERA in 24 relief appearances. Miller picked up six saves and led the Redhawks in wins. He struck out 47 and walked 14 in 45.2 innings.

// Home Run Record

Southeast Missouri broke a program record with 97 home runs in 2022. Five players hit 10 or more home runs for the Redhawks that year. Three of those five in Lincoln

Andrews (15), Jevon Mason (14) and Brett Grabe (10) are back this season. That trio accounted for over 40 percent of the team's home run output. SEMO's 97 home runs ranked third in the Ohio Valley Conference behind Tennessee Tech (114) and SIU Edwardsville (99).

// 2023 Roster

Southeast Missouri's 2023 roster includes 39 players with nine seniors, 18 juniors, five sophomores and seven freshmen. SEMO welcomes 16 newcomers to this year's club. The Redhawks also have six returning starters in Brett Grabe (OF), Jevon Mason (OF), Ty Stauss (OF), Lincoln Andrews (INF), Peyton Leeper (INF), Ben Palmer (INF). Grabe, Mason and Stauss are SEMO's top three hitters back. Pitching wise, the Redhawks return Noah Niznik and Collin Wilma, along with relievers Kyle Miller and Anthony Klein.

// Mason Breaks Single-Season Runs Record

Jevon Mason broke Southeast Missouri's all-time single-season record in runs scored with 72 last season. Mason led the Ohio Valley Conference and ranked 23rd in the nation in that category. He also rated 25th in the country and first in the league with 1.25 runs per game. Mason surpassed current Associate Head Coach and former SEMO standout Trevor Ezell for the new mark.

// Mr. Clutch

Brett Grabe has relished the role of being a clutch hitter and that showed several times over the course of the 2022 season. Grabe had three walk-off hits and delivered a pair of hits that decided the outcome late in the game a year ago. He delivered a go-ahead single in the top of the 10th inning that sent Southeast Missouri to a win over #22 Dallas Baptist (2/19). Grabe hit a three-RBI triple in the bottom of the seventh to lead SEMO to an 8-5 win over Arkansas State (4/5). His walk-off hits included a single in the bottom of the ninth vs. Murray State (4/10), home run in the bottom of the 10th vs. Morehead State



SOUTHEAST MISSOURI BASEBALL NOTES // Evansville

(4/22) and three-RBI double in the bottom of the ninth vs. UT Martin (5/14). Not to mention, Graber scored the game-winning run in the bottom of the 10th inning vs. Morehead State (4/22).

// On Deck

Southeast Missouri hosts Little Rock for the Trojans first visit to Capaha Field as a member of the OVC. First pitch begins Fri., March 31, at 6 p.m., CT.

// Welcome Back Kinney

Matthew Kinney returned to Cape Girardeau for his second stint as Southeast Missouri's pitching coach. Kinney spent the fall at Davidson and one year before that at Army West Point as pitching coach and recruiting coordinator. Prior to those moves, he was with the Redhawk from 2016-21 working first as a volunteer assistant before taking over as pitching coach and recruiting coordinator.

// 2023 Schedule

Southeast Missouri's 2023 baseball schedule includes 56 games with 28 at Capaha Field this spring. SEMO begins the season on the road for its first eight games making trips to Central Arkansas (Feb. 17-19), Middle Tennessee (Feb. 21) and Abilene Christian (Feb. 24-26). The Redhawks play host to Missouri Valley Conference member Evansville (Mar. 1) in their home-opener. That matchup opens a nine-game homestand that includes three-game series vs. Milwaukee (Mar. 3-5) and Butler (Mar. 10-12) and a two-game midweek set against Indiana State (Mar. 7-8). Missouri State (Mar. 14-15), Western Illinois (Mar. 17-19), Arkansas (Mar. 21), Murray State (Apr. 4), Southern Illinois (Apr. 11, Apr. 25) and Kansas State (May 5-7) are the rest of SEMO's non-conference opponents. Arkansas and Missouri State made the NCAA Tournament along with the Redhawks a year ago. The Redhawks start their 24-game Ohio Valley Conference slate at SIU Edwardsville (Mar. 24-26). SEMO will also travel to Southern Indiana (Apr. 6-8), Morehead State (Apr. 21-23) and UT

Martin (May 12-14). The Redhawks face Little Rock (Mar. 31-Apr. 2), Tennessee Tech (Apr. 14-16), Lindenwood (Apr. 28-30) and Eastern Illinois (May 18-20) in their home conference series. This year's OVC Tournament will be held May 24-27 at Rent One Park in Marion, Illinois. The event returns to the venue for the first time since 2019. In 2022, SEMO overcame losing its first game to win three-straight and top No. 1 seed Belmont for its second-straight OVC Tournament crown.

// Fill the Hill Games

A Southeast Missouri baseball tradition continues in 2023 with "Fill the Hill" games. The Redhawks have partnered with Kohlfeld Distributing to bring tailgatedays to Capaha Field during selected games this season. Kohlfeld Distributing will provide complimentary adult beverages to fans who provide proof of legal consuming age for the following dates:

March 31 vs. Little Rock
April 14 vs. Tennessee Tech
April 25 vs. Southern Illinois
April 28 vs. Lindenwood
May 2 vs. Murray State
May 19 vs. Eastern Illinois

Bring your own cooler is still permitted during "Fill the Hill" games. Fans are welcome to bring their own coolers stocked with their favorite beverages to the ballpark for a nominal fee at the gate each game. Cost is \$10 per cooler. Coolers may contain beverages only as outside food is prohibited.





SOUTHEAST MISSOURI BASEBALL // NUMERICAL ROSTER

No.	Name	Pos.	Ht.	Wt.	Cl.	B/T	Hometown (High School/College)
00	Nathan MacLaren	OF	5-9	160	Fr.	R/R	Zionsville, Ind. (Carmel)
1	Jevon Mason	OF	5-11	202	Sr.	R/R	West Des Moines, Iowa (West Des Moines Valley/Iowa Western CC)
2	Cole Warehime	INF	6-1	185	Fr.	R/R	Downers Grove, Ill. (Downers Grove South)
5	Danny Sperling	INF	6-1	188	Sr.	L/R	Wauconda, Ill. (Wauconda/McHenry County College)
6	Chance Resetich	UT	5-11	185	Jr.	R/R	Hall, Ill. (Hall/Blackhawk College)
7	Kyle Miller	UT	6-2	210	Jr.	R/R	Eureka, Mo. (Eureka)
8	Ty Stauss	UT	5-10	190	Jr.	L/R	Wildwood, Mo. (Lafayette)
9	Gunnar Doyle	UT	6-0	190	Jr.	L/L	Oak Creek, Wis. (Oak Creek/Madison College)
10	Lincoln Andrews	INF	6-4	228	Jr.	L/R	Canon City, Colo. (Canon City)
11	Ben Palmer	INF	6-3	180	Jr.	R/R	Fridley, Minn. (Totino-Grace/Iowa Western CC)
12	Nolan Ackerman	C	6-0	205	Jr.	R/R	Parker, Colo. (Chaparral/College of San Mateo)
13	Caleb Rodgers	INF	5-10	180	Fr.	R/R	Little Rock, Ark. (Pulaski Academy)
14	Peyton Leeper	UT	5-11	200	Jr.	S/R	Mokane, Mo. (South Callaway)
15	Gavin Johnston	RHP	6-2	190	Fr.	R/R	Arnold, Mo. (Seckman)
16	Payton Lawrence	RHP	6-3	180	Jr.	R/R	Dixon, Ill. (Dixon/Blackhawk College)
17	Josh Cameron	OF	6-4	195	Jr.	R/L	Pflugerville, Texas (Hendrickson/Butler County CC)
18	Noah Niznik	LHP	5-11	196	Sr.	L/L	Imperial, Mo. (St. John Vianney)
19	Spencer Parker	OF	6-1	210	Sr.	L/R	Lee's Summit, Mo. (Lee's Summit/Iowa Western CC)
20	Jonah Sarabia	RHP	6-3	185	Fr.	R/R	Columbia, Mo. (Father Tolton)
21	Logan Katen	LHP	6-0	170	Jr.	L/L	Wentzville, Mo. (Holt/Lindenwood)
22	Haden Dow	LHP	6-1	200	Jr.	L/L	St. John, New Brunswick, Canada (Prospects Academy)
23	Brett Graber	OF	6-0	190	Sr.	R/R	Sacramento, Calif. (Capital Christian School/Cosumnes River College)
24	Collin Wilma	RHP	6-4	190	Jr.	R/R	Tinley Park, Ill. (Tinley Park)
25	Ethan Osborne	LHP	6-1	180	So.	L/L	Ashland, Mo. (Southern Boone)
26	Fischer Rausch	RHP	6-5	237	Jr.	R/R	St. Louis, Mo. (Valley Park)
27	Carlos Aranda	OF	6-1	185	Sr.	R/R	Santo Domingo, Dominican Republic (Colegio Triumphare/N. Illinois)
28	Anthony Klein	RHP	6-1	225	R-So.	R/R	St. Louis, Mo. (Parkway Central)
30	Tommy Windt	UT	6-3	212	Jr.	R/R	Orland Park, Ill. (Carl Sandburg/South Suburban College)
31	Michael Laudando	UT	6-2	180	So.	R/R	Westchester, Ill. (St. Laurence/Rockhurst University)
32	Jeb Callaghan	LHP	6-1	222	Sr.	L/L	Yakima, Wash. (Naches Valley/George Washington)
33	Bryce Grossius	RHP	6-2	210	Sr.	R/R	St. Louis, Mo. (St. Mary's)
34	Alex Esker	LHP	6-4	200	So.	L/L	St. Louis, Mo. (Christian Brothers College)
35	Eddie White	RHP	6-0	165	Fr.	R/R	Kansas City, Mo. (Bishop Miege)
36	Tanner Mueller	RHP	6-5	205	So.	R/R	Wentzville, Mo. (Lutheran St. Charles)
37	Hunter Ralls	RHP	6-3	190	Sr.	R/R	Anna, Ill. (Anna-Jonesboro)
38	Esteban Hernandez	RHP	6-0	175	Jr.	R/R	Yuma, Ariz. (Cibola/South Mountain CC)
39	Corbin Guthman	RHP	6-3	190	Fr.	R/R	Murphysboro, Ill. (Murphysboro)
44	Yanluis Ortiz	C	5-10	205	Jr.	R/R	Southlake, Texas (Southlake Carroll/Grayston College)
55	Michael Moore	RHP	6-5	210	Jr.	R/R	Vernon Hills, Ill. (Vernon Hills/McHenry County College)

Coaches & Staff

3	Andy Sawyers, Head Coach (Seventh Year)
4	Trevor Ezell, Associate Head Coach/Hitting (Third Year)
88	Matthew Kinney, Assistant Coach/Pitching (First Year)
99	Harrison Heffley, Volunteer Assistant (First Year)
40	Connery O'Donnell, Student Assistant
	Ryan Napoli, Strength & Conditioning
	Ben Fox, Athletic Trainer
	Connor Rooney, Manager
	Kaiyu Atsumi, Manager

Pronunciations

Carlos Aranda	ah-RON-duh
Bryce Grossius	grocius (like grocery)
Logan Katen	KAY-ten
Jevon Mason	JUH-von
Noah Niznik	nez-nick
Yanluis Ortiz	yan-lou-ees
Chance Resetich	ruh-set-itch
Jonah Sarabia	suh-ROB-ee-uh
Ty Stauss	stauss (sounds like house)

SOUTHEAST MISSOURI BASEBALL // ALPHABETICAL ROSTER



No.	Name	Pos.	Ht.	Wt.	Cl.	B/T	Hometown (High School/College)
12	Nolan Ackerman	C	6-0	205	Jr.	R/R	Parker, Colo. (Chaparral/College of San Mateo)
10	Lincoln Andrews	INF	6-4	228	Jr.	L/R	Canon City, Colo. (Canon City)
27	Carlos Aranda	OF	6-1	185	Sr.	R/R	Santo Domingo, Dominican Republic (Colegio Triumfante/N. Illinois)
32	Jeb Callaghan	LHP	6-1	222	Sr.	L/L	Yakima, Wash. (Naches Valley/George Washington)
17	Josh Cameron	OF	6-4	195	Jr.	R/L	Pflugerville, Texas (Hendrickson/Butler County CC)
22	Haden Dow	LHP	6-1	200	Jr.	L/L	St. John, New Brunswick, Canada (Prospects Academy)
9	Gunnar Doyle	UT	6-0	190	Jr.	L/L	Oak Creek, Wis. (Oak Creek/Madison College)
34	Alex Esker	LHP	6-4	200	So.	L/L	St. Louis, Mo. (Christian Brothers College)
23	Brett Graber	OF	6-0	190	Sr.	R/R	Sacramento, Calif. (Capital Christian School/Cosumnes River College)
33	Bryce Grossius	RHP	6-2	210	Sr.	R/R	St. Louis, Mo. (St. Mary's)
39	Corbin Guthman	RHP	6-3	190	Fr.	R/R	Murphysboro, Ill. (Murphysboro)
38	Esteban Hernandez	RHP	6-0	175	Jr.	R/R	Yuma, Ariz. (Cibola/South Mountain CC)
15	Gavin Johnston	RHP	6-2	190	Fr.	R/R	Arnold, Mo. (Seckman)
21	Logan Katen	LHP	6-0	170	Jr.	L/L	Wentzville, Mo. (Holt/Lindenwood)
28	Anthony Klein	RHP	6-1	225	R-So.	R/R	St. Louis, Mo. (Parkway Central)
31	Michael Laudando	UT	6-2	180	So.	R/R	Westchester, Ill. (St. Laurence/Rockhurst University)
16	Peyton Lawrence	RHP	6-3	180	Jr.	R/R	Dixon, Ill. (Dixon/Blackhawk College)
14	Peyton Leeper	UT	5-11	200	Jr.	S/R	Mokane, Mo. (South Callaway)
00	Nathan MacLaren	OF	5-9	160	Fr.	R/R	Zionsville, Ind. (Carmel)
1	Jevon Mason	OF	5-11	202	Sr.	R/R	West Des Moines, Iowa (West Des Moines Valley/Iowa Western CC)
7	Kyle Miller	UT	6-2	210	Jr.	R/R	Eureka, Mo. (Eureka)
55	Michael Moore	RHP	6-5	210	Jr.	R/R	Vernon Hills, Ill. (Vernon Hills/McHenry County College)
36	Tanner Mueller	RHP	6-5	205	So.	R/R	Wentzville, Mo. (Lutheran St. Charles)
18	Noah Niznik	LHP	5-11	196	Sr.	L/L	Imperial, Mo. (St. John Vianney)
44	Yanluis Ortiz	C	5-10	205	Jr.	R/R	Southlake, Texas (Southlake Carroll/Grayston College)
25	Ethan Osborne	LHP	6-1	180	So.	L/L	Ashland, Mo. (Southern Boone)
11	Ben Palmer	INF	6-3	180	Jr.	R/R	Fridley, Minn. (Totino-Grace/Iowa Western CC)
19	Spencer Parker	OF	6-1	210	Sr.	L/R	Lee's Summit, Mo. (Lee's Summit/Iowa Western CC)
37	Hunter Ralls	RHP	6-3	190	Sr.	R/R	Anna, Ill. (Anna-Jonesboro)
26	Fischer Rausch	RHP	6-5	237	Jr.	R/R	St. Louis, Mo. (Valley Park)
6	Chance Resetich	UT	5-11	185	Jr.	R/R	Hall, Ill. (Hall/Blackhawk College)
13	Caleb Rodgers	INF	5-10	180	Fr.	R/R	Little Rock, Ark. (Pulaski Academy)
20	Jonah Sarabia	RHP	6-3	185	Fr.	R/R	Columbia, Mo. (Father Tolton)
5	Danny Sperling	INF	6-1	188	Sr.	L/R	Wauconda, Ill. (Wauconda/McHenry County College)
8	Ty Stauss	UT	5-10	190	Jr.	L/R	Wildwood, Mo. (Lafayette)
2	Cole Warehime	INF	6-1	185	Fr.	R/R	Downers Grove, Ill. (Downers Grove South)
35	Eddie White	RHP	6-0	165	Fr.	R/R	Kansas City, Mo. (Bishop Miege)
24	Collin Wilma	RHP	6-4	190	Jr.	R/R	Tinley Park, Ill. (Tinley Park)
30	Tommy Windt	UT	6-3	212	Jr.	R/R	Orland Park, Ill. (Carl Sandburg/South Suburban College)

Roster Breakdown

Total Squad Members	39
Seniors	9
Juniors	18
Sophomores	5
Freshmen	7
Newcomers	16
Position Starters Returning/Lost	6/3
Starting Pitchers Returning/Lost	2/1






SOUTHEAST MISSOURI BASEBALL // RADIO/TV ROSTER



Nathan MacLaren
OF / 5-9 / 190 / Fr. / R-R
Zionsville, Ind.



Jevon Mason
OF / 5-11 / 202 / Sr. / R-R
West Des Moines, Iowa



Cole Warehime
INF / 6-1 / 185 / Fr. / R-R
Downers Grove, Ill.



Danny Sperling
INF / 6-1 / 188 / Sr. / L-R
Wauconda, Ill.



Chance Resetich
UT / 5-11 / 185 / Jr. / R-R
Hall, Ill.




Kyle Miller
UT / 6-2 / 210 / Jr. / R-R
Eureka, Mo.




Ty Stauss
UT / 5-10 / 190 / Jr. / L-R
Wildwood, Mo.



Gunnar Doyle
UT / 6-0 / 190 / Jr. / L-L
Oak Creek, Wis.



Lincoln Andrews
INF / 6-4 / 228 / Jr. / L-R
Canon City, Colo.



Ben Palmer
INF / 6-3 / 180 / Jr. / R-R
Fridley, Minn.



Nolan Ackerman
C / 6-0 / 205 / Jr. / R-R
Parker, Colo.




Caleb Rodgers
INF / 5-10 / 180 / Fr. / R-R
Little Rock, Ark.



Peyton Leeper
UT / 5-11 / 200 / Jr. / S-R
Mokane, Mo.



Gavin Johnston
RHP / 6-2 / 190 / Fr. / R-R
Arnold, Mo.



Payton Lawrence
RHP / 6-3 / 180 / Jr. / R-R
Dixon, Ill.



Josh Cameron
OF / 6-4 / 195 / Jr. / R-L
Pflugerville, Texas



Noah Niznik
LHP / 5-11 / 196 / Sr. / L-L
Imperial, Mo.




Spencer Parker
OF / 6-1 / 210 / Sr. / L-R
Lee's Summit, Mo.



Jonah Sarabia
RHP / 6-3 / 185 / Fr. / R-R
Columbia, Mo.



Logan Katen
LHP / 6-0 / 170 / Jr. / L-L
Wentzville, Mo.



Haden Dow
LHP / 6-1 / 200 / Jr. / L-L
New Brunswick, Canada




Brett Graber
OF / 6-0 / 190 / Sr. / R-R
Sacramento, Calif.



Collin Wilma
RHP / 6-4 / 190 / Jr. / R-R
Tinley Park, Ill.



Ethan Osborne
LHP / 6-1 / 180 / So. / L-L
Ashland, Mo.



Fischer Rausch
RHP / 6-5 / 237 / Jr. / R-R
St. Louis, Mo.

SOUTHEAST MISSOURI BASEBALL // RADIO/TV ROSTER



27
Carlos Aranda
OF / 6-1 / 185 / Sr. / R-R
Santo Domingo, Dominican Rep.



28
Anthony Klein
RHP / 6-1 / 225 / R-So. / R-R
St. Louis, Mo.



30
Tommy Windt
RHP / 6-3 / 212 / Jr. / R-R
Orland Park, Ill.



31
Michael Laudando
RHP / 6-2 / 180 / So. / R-R
Westchester, Ill.



32
Jeb Callaghan
LHP / 6-1 / 222 / Sr. / L-L
Yakima, Wash.




33
Bryce Grossius
RHP / 6-2 / 210 / Sr. / R-R
St. Louis, Mo.



34
Alex Esker
LHP / 6-4 / 200 / So. / L-L
St. Louis, Mo.



35
Eddie White
RHP / 6-0 / 165 / Fr. / R-R
Kansas City, Mo.



36
Tanner Mueller
RHP / 6-5 / 205 / So. / R-R
Wentzville, Mo.



37
Hunter Ralls
RHP / 6-3 / 190 / Sr. / R-R
Anna, Ill.



38
Esteban Hernandez
RHP / 6-0 / 175 / Jr. / R-R
Yuma, Ariz.



39
Corbin Guthman
RHP / 6-3 / 190 / Fr. / R-R
Murphysboro, Ill.



44
Yanluis Ortiz
C / 5-10 / 205 / Jr. / R-R
Southlake, Texas



55
Michael Moore
RHP / 6-5 / 210 / Jr. / R-R
Vernon Hills, Ill.



3
Andy Sawyers
Head Coach
Seventh Year




4
Trevor Ezell
Associate Head Coach
Third Year




88
Matthew Kinney
Assistant Coach
First Year



99
Harrison Heffley
Volunteer Assistant Coach
First Year




40
Connery O'Donnell
Student Assistant Coach
First Year




Connor Rooney
Manager



Kaiyu Atsumi
Manager



Ryan Napoli
Director of Sports
Performance



Ben Fox
Athletic Trainer



REDHAWK BASEBALL

Andy SAWYERS

Head Coach // Seventh Year // Nebraska, 1998

The 2023 season marks Andy Sawyers' seventh as Southeast Missouri's head coach.

In the last two years alone, Sawyers led SEMO to one Ohio Valley Conference regular-season title, back-to-back OVC Tournament crowns and two NCAA Tournament appearances. For the first time in program history, the Redhawks claimed the league's OVC Tournament title and advanced to the NCAA Tournament in consecutive seasons during the 2021 and 2022 campaigns.

During the 2022 season, SEMO compiled a 37-22 overall record and finished second in the OVC with a 16-8 mark. The Redhawks, after dropping their first game of the conference tournament, won three-straight elimination games to secure their second-straight OVC Tournament championship. SEMO outlasted top-seeded Belmont, 5-4, in 10 innings to get the title.

The Redhawks later represented the OVC at the NCAA Regional in Louisville, Kentucky. That trip came a year after SEMO advanced to the NCAA Regional in Oxford, Mississippi.

SEMO was nearly unbeatable at home in 2022, where it led the

nation with a 23-2 record. The Redhawks won their first 14 games at Capaha Field en route to their best home record in program history. In addition, the Redhawks finished the year with 24 come-from-behind victories.

The Redhawks hit a program record 97 home runs with five players getting 10 or more. SEMO also had seven All-OVC selections, two American Baseball Coaches Association (ABCA)/Rawlings All-South Region picks and one draft pick (Andrew Keck, 10th round, Atlanta Braves) in 2022.

Academically, SEMO's baseball team recently recorded a 3.45 grade point average for its best fall term GPA in program history. During the 2021-22 academic year, the Redhawks had two OVC Medal of Honor recipients and 20 Commissioner's Honor Roll selections.

In terms of winning percentage, Sawyers' baseball program is the second-winningest in SEMO's Department of Athletics with a .546 percentage over the last seven seasons. The Redhawks accumulated a total of 194 wins and won at a .592 rate in OVC play (103-71). SEMO won 30 or more games

each of the last two years and Sawyers is in position to become the third head coach in program history to post three-consecutive 30-win seasons.

Sawyers was named OVC Coach of the Year after leading SEMO to a sweep of league's regular-season and tournament titles in 2021. The Redhawks finished that championship season with an overall 30-22 record and 17-10 in the OVC. SEMO recorded 30 wins in a season for the first time with Sawyers at the helm and posted series wins in eight of its nine series against league foes in 2021.

Sawyers coached his first OVC Specialty Award-Winner when left-hander Dylan Dodd was tabbed the league's Pitcher of the Year.

Dodd later became the highest draft pick in program history when he was selected in the third round by the Atlanta Braves in the 2021 Major League Draft. Additionally, Dodd wrapped up his final college season as a Second-Team Collegiate Baseball All-American.

Statistically, SEMO led the OVC with 14 saves and a .967 fielding percentage after committing just 49 errors in 52 contests. The Redhawks were also second in the conference in wins as their 30 victories marked the most in a season in five years.

In 2020, SEMO had an overall record of 9-8 and a 2-1 mark in OVC play when its season abruptly ended due to a global COVID-19 pandemic. The Redhawks heated up to win seven of nine contests prior to the end of competition.

The Redhawks led the OVC in batting average (.314), hits (188), triples (9), plate appearances (707), at-bats (598), hit by pitch (26), stolen bases (36), fewest walks allowed (54) and fielding percentage (.976), and rated second

in slugging percentage (.503), on-base percentage (.404), runs (129), RBI (121) and home runs (21) at the time their 2020 campaign came to a close. SEMO also ranked among the top 10 teams in the nation in hits (6th) and triples (8th).

Individually, Justin Dirden led the conference in slugging percentage (.900), RBI (26), home runs (9), hits (29), total bases (63) and stolen bases (9) before signing as an undrafted free agent with the Houston Astros.

Shortstop Tyler Wilber topped the OVC in runs (26) and center fielder Danny Wright tied a league-high with 29 hits when play was suspended.

Pitching wise, left-handers Dylan Dodd (2-1, 36 Ks) and Noah Niznik (3-0, 15 Ks) were a combined 5-1 with 51 strikeouts and two complete game shutouts through four starts in 2020.

Before they took the field in 2019, the Redhawks ushered in a state-of-the-art hitting facility adjacent to Capaha Field. The 4,000-square foot facility can fit up to four batting cages and is equipped with portable pitching mounds. It also had Hit Trax Rapsodo technology which is used to enhance overall player performance through real-time stats and performance metrics.

SEMO went 23-32 during an injury-riddled 2019 campaign. The Redhawks played without five of their position starters for much of the season.

Despite the misfortune with injuries, SEMO had a pair of All-OVC performers in Wilber and Niznik.

A First-Team selection, Wilber led the OVC with a .383 batting average and was the Redhawks leader in hits (80) doubles (19), triples (3), RBI (40), slugging percentage (.531) and on-base percentage (.480).



Niznik, who landed a spot on the All-Newcomer Team, started 13 games as a freshman. He led the team with a 3.63 ERA, ranked second in innings (62) and third in both strikeouts (49) and wins (3).

The year before that, Sawyers guided the 2018 squad to the program's 13th consecutive OVC Tournament berth as the Redhawks finished 27-30 overall and second in the conference with a 20-10 record.

That team produced three First-Team All-OVC performers, including Carlos Vega, Trevor Ezell and Dirden.

Sawyers was hired as the sixth head coach in program history on July 29, 2016.

In his first year as an NCAA Division I head coach in 2017, Sawyers led the Redhawks to a winning season (29-26 overall, 16-14 OVC). He also picked up his first career OVC Tournament win along the way.

First-Team pick Dan Holst, Second-Team selections Brian Lees, Chris Osborne, Justin Murphy and Clay Chandler, and All-Newcomer Team member Danny Wright formed a group of six All-OVC players in Sawyers' debut season as a Division I head coach.

In all, Sawyers has over two decades worth of collegiate coaching experience.

Prior to arriving in Cape Girardeau, he worked two seasons as the Associate Head Coach/Offensive Coordinator at Big 12 Conference member Kansas State. There, Sawyers oversaw the hitters and catchers, while helping coordinate recruiting efforts.

Sawyers has coached in two College World Series, two NCAA Super Regionals and nine NCAA Tournaments during his coaching tenure. He has mentored 41 Major

League Baseball draft picks, including two first-round selections and ten top-10 round picks.

The Wildcats ranked fourth in the Big 12 offensively with a .284 team batting average in 2016. K-State's offense registered a .400 slugging percentage and .372 on-base percentage, scored 335 runs, had 550 hits, belted 100 doubles, notched 17 triples, and finished with 30 home runs and 300 RBI.

Sawyers coached freshman Josh Rolette who garnered Louisville Slugger Freshman All-American honors in 2016. He also helped mentor Jake Scudder who was named Big 12 Newcomer of the Year. The Wildcats had three student-athletes on the All-Big 12 Teams that season.

The 2015 and 2016 campaigns were Sawyers' second stint at K-State.

He previously served as an assistant coach for the Wildcats in 2009 and 2010. Sawyers helped lead K-State to an 80-30-1 record and the first two NCAA Regional appearances in school history over that span.

The 2009 season was a year of power for the Wildcats under Sawyers. The team hit 22 triples and 58 home runs, most in both categories since 1997. The offense shined when it came to stolen bases as the 149 steals were second-most in the nation and just two shy of breaking the Big 12 record. Overall, the team finished among Big 12 leaders in on-base percentage (2nd, .399), runs scored (2nd, 458), hits (2nd, 675), RBI (2nd, 420), doubles (3rd, 123), and fewest strikeouts (4th, 393).

Six Wildcats claimed All-Big 12 honors in 2009, including outfielder Nick Martini, who also garnered Louisville Slugger Freshman All-

America honors, and Justin Bloxom and Carter Jurica, who finished fourth and eighth, respectively, in the Big 12 in batting average.

The 2010 squad matched the success of 2009 by also reaching the NCAA postseason, and the offense topped the previous season totals in batting average (.323 in 2010; .317 in 2009), runs per game (7.6 vs. 7.4) and OBP (.426 vs. .399).

Before K-State, Sawyers spent four seasons as Associate Head Coach at Texas A&M (2011-14). Those four seasons at Texas A&M represented the end of Sawyers' five-year stint with the Aggies after he spent 2008 as a volunteer assistant coach.

In each of those five seasons, Sawyers helped Texas A&M reach an NCAA Regional while also winning a pair of Big 12 championships. In addition, he coached standouts Tyler Naquin - 2011 Big 12 Player of the Year, All-American and a first round pick by the Cleveland Indians in 2012 - and Krey Bratson, a 2011 Freshman All-American.

Before his appointment at Texas A&M in 2008, Sawyers worked with current Aggie head coach Rob Childress as an assistant coach and recruiting coordinator at Nebraska from 2003-07.

While in Lincoln, he helped the Huskers earn four trips to the NCAA Tournament, including an appearance at the 2005

■ The Sawyers File

Experience:
23rd Year (Seventh at SEMO)

Hometown:
Willits, Calif.

Birthdate:
May 24, 1975

Alma Mater:
Nebraska, 1998

Education:
B.A. History (Nebraska)
M.S. Education (Nebraska)

Date Hired:
July 29, 2016

Family:
Wife - Dena
Children - A.J., Alex

Playing Experience:
Point Loma Nazarene, 1994
Mendocino College, 1996
Nebraska, 1997-98

Coaching Experience:
Northwestern State, Volunteer Asst., 1999
Nebraska, Volunteer Asst., 2000
Hutchinson CC, Head Coach, 2001-02
Nebraska, Assistant Coach, 2003-07
Texas A&M, Volunteer Asst., 2008
Kansas State, Assistant Coach, 2009-10
Texas A&M, Assoc. Head Coach, 2011-14
Kansas State, Assoc. Head Coach, 2015-16
Southeast Missouri, Head Coach, 2017-pr.



SOUTHEAST MISSOURI BASEBALL // HEAD COACH ANDY SAWYERS

CollegeWorld Series. Sawyers, who lettered two years at Nebraska, worked with 12 Huskers who were selected in the MLB Draft, including Alex Collegiate Baseball.

After working as the volunteer assistant at Nebraska in 2000, Sawyers worked the 2001 and 2002 seasons as head coach at Hutchinson Community College, compiling an 87-30 record and two postseason berths. In 2001, the Dragons went 40-16 and won the Jayhawk West Sub-Regional, while the 2002 squad set a school record with 47 wins and was ranked as high as seventh by the NJCAA.

Sawyers' coaching career began at Northwestern (La.) State in 1999 as a volunteer assistant coach, helping the Demons finish second in the Southland Conference.

He first played collegiately at Point Loma (Calif.) Nazarene College in 1994. Following a year off, he played at Mendocino (Calif.) Junior College in 1996 before finishing up his playing career at Nebraska.

A native of Willits, California, Sawyers received his bachelor (1998) and master's (2000) degrees from Nebraska. He is married to the former Dena Lindeblad and the couple have two sons, Andrew James (A.J.) and Alex.

Sawyers' Year-by-Year Records

Year	School	Assignment	Record	Conf./Finish	Postseason
1999	Northwestern State	Volunteer Assistant	38-21	18-9/2nd	-
2000	Nebraska	Volunteer Assistant	51-17	21-9/2nd	NCAA Super Regional
2001	Hutchinson CC	Head Coach	40-16	-	Sub-Regional
2002	Hutchinson CC	Head Coach	47-11	-	Sub-Regional
2003	Nebraska	Assistant Coach	47-18	20-7/1st	NCAA Regional
2004	Nebraska	Assistant Coach	36-23	11-16/8th	-
2005	Nebraska	Assistant Coach	57-15	19-8/1st	NCAA College World Series
2006	Nebraska	Assistant Coach	42-17	17-10/3rd	NCAA Regional
2007	Nebraska	Assistant Coach	32-27	14-13/4th	NCAA Regional
2008	Texas A&M	Volunteer Assistant	46-19	19-8/1st	NCAA Super Regional
2009	Kansas State	Assistant Coach	43-18-1	14-11-1/4th	NCAA Regional
2010	Kansas State	Assistant Coach	37-22	14-12/3rd	NCAA Regional
2011	Texas A&M	Assoc. Head Coach	47-22	19-8/t1st	NCAA College World Series
2012	Texas A&M	Assoc. Head Coach	43-18	16-8/2nd	NCAA Regional
2013	Texas A&M	Assoc. Head Coach	34-29	13-16/6th	NCAA Regional
2014	Texas A&M	Assoc. Head Coach	36-26	14-16/5th	NCAA Regional
2015	Kansas State	Assoc. Head Coach	27-30	10-14/6th	-
2016	Kansas State	Assoc. Head Coach	26-31	8-16/8th	-
2017	Southeast Missouri	Head Coach	29-26	16-14/5th	OVC Tournament
2018	Southeast Missouri	Head Coach	27-30	20-10/2nd	OVC Tournament
2019	Southeast Missouri	Head Coach	23-32	10-20/10th	-
2020*	Southeast Missouri	Head Coach	9-8	2-1	-
2021	Southeast Missouri	Head Coach	30-22	17-10/1st	NCAA Regional
2022	Southeast Missouri	Head Coach	37-22	16-8/2nd	NCAA Regional
2023	Southeast Missouri	Head Coach	12-14	2-1	-

* - Season ended due to COVID-19 pandemic

Overall Record as a Head Coach: 254-181 (9 years)

Record at Southeast Missouri, 167-154, 83-64 Ohio Valley Conference (7 years)

Record at Hutchinson CC, 87-27 (2 years)

Record as a college associate head coach, 213-156

Record as a college assistant coach, 294-140-1

Record as a volunteer assistant coach, 135-57

Coaching Honors

2021 OVC Coach of the Year



2023 Statistics

Record: 12-14 Home: 8-5 Away: 4-9 OVC: 2-1

Player	avg	gp-gs	ab	r	h	2b	3b	hr	rbi	tb	slg%	bb	hp	so	gdp	ob%	sf	sh	sb-att	po	a	e	fld%
1 MASON, Jevon	.322	24-22	87	20	28	6	0	2	15	40	.460	11	5	28	1	.423	1	1	9-9	49	1	0	1.000
12 ACKERMAN, Nolan	.298	16-13	47	6	14	3	0	0	5	17	.362	3	1	6	3	.346	1	3	0-0	134	11	2	.986
17 CAMERON, Josh	.283	26-26	99	17	28	4	2	5	19	51	.515	10	6	25	0	.383	0	3	8-9	72	0	2	.973
10 ANDREWS, Lincoln	.280	20-20	75	11	21	2	0	3	16	32	.427	4	4	13	1	.349	0	0	0-0	128	13	1	.993
6 RESETICH, Chance	.247	26-23	89	17	22	5	0	3	18	36	.404	8	6	19	2	.350	0	3	2-4	24	34	4	.935
5 SPERLING, Danny	.244	18-14	45	10	11	1	0	0	4	12	.267	9	4	11	1	.414	0	1	0-0	23	15	0	1.000
14 LEEPER, Peyton	.233	26-25	73	17	17	3	1	2	10	28	.384	19	5	13	1	.423	0	4	5-5	36	59	9	.913
27 ARANDA, Carlos	.231	26-25	78	18	18	1	0	6	20	37	.474	17	7	30	2	.404	2	0	3-5	18	0	0	1.000
8 STAUSS, Ty	.170	16-14	47	8	8	2	0	2	8	16	.340	6	4	8	1	.316	0	0	0-0	58	6	0	1.000
23 GRABER, Brett	.154	21-20	78	9	12	4	0	1	6	19	.244	6	1	21	2	.224	0	2	0-1	41	0	1	.976

19 PARKER, Spencer	.263	10-5	19	2	5	2	0	0	3	7	.368	2	1	8	1	.348	1	0	0-0	1	0	0	1.000
9 DOYLE, Gunnar	.231	15-11	39	5	9	1	0	0	5	10	.256	8	1	16	0	.375	0	1	1-2	44	16	1	.984
11 PALMER, Ben	.214	14-8	28	5	6	0	0	0	3	6	.214	2	1	8	0	.290	0	2	1-2	12	17	4	.879
13 RODGERS, Caleb	.125	11-7	24	2	3	0	0	1	2	6	.250	3	0	8	1	.222	0	0	0-0	8	14	0	1.000
44 ORTIZ, Yanluis	.000	2-1	2	0	0	0	0	0	0	0	.000	0	0	0	0	.000	0	0	0-0	8	2	0	1.000
2 WAREHIME, Cole	.000	1-0	0	1	0	0	0	0	0	0	.000	0	1	0	0	1.000	0	0	0-0	0	1	0	1.000
Totals	.243	26	830	148	202	34	3	25	134	317	.382	108	47	214	16	.361	5	20	29-37	668	218	29	.968
Opponents	.271	26	861	145	233	47	7	28	134	378	.439	83	26	199	12	.348	14	10	29-35	670	239	22	.976

LOB - Team (192), Opp (181). DPs turned - Team (16), Opp (19). IBB - Team (3), CAMERON, J. 2, ARANDA, C. 1, Opp (1). Picked off - CAMERON, J. 1.

(All games Sorted by Earned run avg)

Player	era	w-l	app	gs	cg	sho	sv	ip	h	r	er	bb	so	2b	3b	hr	b/avg	wp	hp	bk	sfa	sha
18 NIZNIK, Noah	3.48	2-2	6	6	0	0/1	0	33.2	28	14	13	5	38	7	1	4	.226	0	4	0	1	1
16 LAWRENCE, Payton	3.81	2-0	8	4	0	0/1	0	28.1	24	12	12	9	31	7	0	1	.238	5	3	0	3	0
22 DOW, Haden	3.86	1-1	6	6	0	0/0	0	25.2	22	12	11	10	20	4	1	2	.239	1	1	0	2	3
24 WILMA, Collin	4.12	1-1	7	4	0	0/0	0	19.2	23	12	9	12	15	7	0	2	.303	1	2	0	1	2

37 RALLS, Hunter	2.35	1-0	8	0	0	0/0	0	15.1	17	5	4	4	8	1	0	1	.274	0	0	0	0	1
26 RAUSCH, Fischer	4.50	1-0	8	1	0	0/0	0	10.0	8	5	5	7	16	1	1	0	.216	2	1	0	1	0
35 WHITE, Eddie	4.66	0-1	6	2	0	0/0	0	9.2	12	6	5	1	9	2	0	2	.293	0	1	0	0	0
38 HERNANDEZ, Esteban	5.40	0-1	7	0	0	0/0	0	11.2	12	7	7	3	11	1	1	2	.255	3	2	0	0	0
15 JOHNSTON, Gavin	6.00	0-0	5	0	0	0/1	0	6.0	7	5	4	3	6	1	0	0	.304	2	1	0	1	0
7 MILLER, Kyle	6.61	1-1	9	0	0	0/1	2	16.1	19	14	12	4	9	3	0	4	.302	2	1	0	2	2
55 MOORE, Michael	7.36	0-0	3	0	0	0/0	0	3.2	2	3	3	3	0	0	0	1	.182	0	1	0	1	0
21 KATEN, Logan	7.36	0-1	9	0	0	0/0	2	11.0	9	9	9	5	9	2	0	3	.209	1	2	1	0	0
25 OSBORNE, Ethan	8.03	2-3	7	1	0	0/0	0	12.1	19	12	11	6	9	4	0	3	.339	2	0	0	1	0
31 LAUDANDO, Michael	9.82	0-0	4	0	0	0/0	0	3.2	6	5	4	2	4	0	1	0	.375	1	1	0	0	1
33 GROSSIUS, Bryce	10.12	1-1	3	1	0	0/0	0	5.1	7	6	6	3	4	0	0	2	.318	0	3	1	0	0
20 SARABIA, Jonah	12.91	0-2	6	1	0	0/0	0	7.2	11	12	11	5	7	1	2	0	.344	0	2	0	1	0
32 CALLAGHAN, Jeb	13.50	0-0	2	0	0	0/0	0	0.2	2	1	1	0	2	2	0	0	.500	0	0	0	0	0
28 KLEIN, Anthony	18.00	0-0	3	0	0	0/0	0	2.0	5	5	4	1	1	4	0	1	.455	0	1	0	0	0
Totals	5.29	12-14	26	26	0	2/2	4	222.2	233	145	131	83	199	47	7	28	.271	20	26	2	14	10
Opponents	5.32	14-12	26	26	1	2/1	5	223.1	202	148	132	108	214	34	3	25	.243	30	47	3	5	20

PB - Team (8), STAUSS, T. 7, ORTIZ, Y. 1, Opp (6). Pickoffs - Team (9), NIZNIK, N. 4, WILMA, C. 2, MILLER, K. 1, MOORE, M. 1, LAWRENCE, P. 1, Opp (1). SBA/ATT - STAUSS, T. (18-20), ACKERMAN, N. (11-14), NIZNIK, N. (3-5), MILLER, K. (4-4), RALLS, H. (3-4), SARABIA, J. (3-4), HERNANDEZ, E. (3-3), WILMA, C. (3-3), LAUDANDO, M. (2-2), DOW, H. (1-2), LAWRENCE, P. (1-2), MOORE, M. (2-2), RAUSCH, F. (2-2), OSBORNE, E. (1-1), KATEN, L. (1-1).



2023 Results

Date	Opponent		Score	Inns	Overall	OVC	Pitcher of record	Attend	Time
02-17-23	at Central Arkansas	w	11-3	9	1-0-0	0-0-0	RALLS, H. (W 1-0)	485	3:06
02-18-23	at Central Arkansas	L	0-3	9	1-1-0	0-0-0	WILMA, C. (L 0-1)	423	2:42
02-19-23	at Central Arkansas	L	4-13	9	1-2-0	0-0-0	DOW, H. (L 0-1)	376	3:00
02-21-23	at Middle Tennessee	L	3-8	9	1-3-0	0-0-0	GROSSIUS, B. (L 0-1)	917	2:22
02-25-23	at Abilene Christian-1	L	0-3	7	1-4-0	0-0-0	NIZNIK, N. (L 0-1)	249	2:40
02-25-23	at Abilene Christian-2	w	23-2	7	2-4-0	0-0-0	GROSSIUS, B. (W 1-1)	249	3:00
02-26-23	at Abilene Christian-1	L	4-7	7	2-5-0	0-0-0	MILLER, K. (L 0-1)	342	1:57
02-26-23	at Abilene Christian-2	L	4-5	9	2-6-0	0-0-0	SARABIA, J. (L 0-1)	444	3:12
03-01-23	EVANSVILLE	L	8-14	9	2-7-0	0-0-0	OSBORNE, E. (L 0-1)	120	3:22
03-04-23	MILWAUKEE-1	L	1-3	9	2-8-0	0-0-0	NIZNIK, N. (L 0-2)	220	2:35
03-04-23	MILWAUKEE-2	w	6-5	9	3-8-0	0-0-0	LAWRENCE, P. (W 1-0)	245	3:05
03-05-23	MILWAUKEE	w	13-7	9	4-8-0	0-0-0	OSBORNE, E. (W 1-1)	175	2:45
03-07-23	INDIANA STATE	L	3-8	9	4-9-0	0-0-0	SARABIA, J. (L 0-1)	75	2:55
03-08-23	INDIANA STATE	L	4-7	9	4-10-0	0-0-0	KATEN, L. (L 0-1)	135	3:08
03-10-23	BUTLER	w	8-0	9	5-10-0	0-0-0	NIZNIK, N. (W 1-2)	75	2:25
03-11-23	BUTLER	w	7-2	9	6-10-0	0-0-0	WILMA, C. (W 1-1)	125	2:35
03-12-23	BUTLER	w	2-1	9	7-10-0	0-0-0	DOW, H. (W 1-1)	135	2:20
03-14-23	at Missouri State	L	1-11	9	7-11-0	0-0-0	OSBORNE, E. (L 1-2)	287	3:04
03-15-23	MISSOURI STATE	L	3-7	9	7-12-0	0-0-0	WHITE, E. (L 0-1)	110	2:50
03-17-23	WESTERN ILLINOIS	w	10-3	9	8-12-0	0-0-0	NIZNIK, N. (W 2-2)	85	2:49
03-18-23	WESTERN ILLINOIS	w	4-0	9	9-12-0	0-0-0	LAWRENCE, P. (W 2-0)	125	2:15
03-19-23	WESTERN ILLINOIS	w	8-7	(14)	10-12-0	0-0-0	OSBORNE, E. (W 2-2)	100	4:50
03-21-23	at #5 Arkansas	L	2-12	7	10-13-0	0-0-0	HERNANDEZ, E (L 0-1)	8917	2:22
* 03-25-23	at SIUE-1	w	7-5	9	11-13-0	1-0-0	RAUSCH, F. (W 1-0)	-	3:06
* Mar 25, 2023	at SIUE-2	L	4-5	9	11-14-0	1-1-0	OSBORNE, E. (L 2-3)	107	2:28
* 03-26-23	at SIUE	w	8-4	9	12-14-0	2-1-0	MILLER, K. (W 1-1)	117	2:35

() extra inning game



Last Week's Stats (3/21-3/26)

2023 Southeast Missouri Baseball
Overall Statistics for Southeast Missouri (as of Mar 27, 2023)
(Sorted by Batting avg)

Record: 2-2 Home: 0-0 Away: 2-2 OVC: 2-1

Player	avg	gp-gs	ab	r	h	2b	3b	hr	rbi	tb	slg%	bb	hp	so	gdp	ob%	sf	sh	sb-att	po	a	e	fld%
11 PALMER, Ben	.500	3-1	2	1	1	0	0	0	0	1	.500	0	0	1	0	.500	0	1	0-0	0	1	2	.333
1 MASON, Jevon	.462	3-3	13	3	6	3	0	0	3	9	.692	1	1	4	0	.533	0	0	2-2	0	0	0	.000
5 SPERLING, Danny	.375	4-3	8	1	3	0	0	0	1	3	.375	3	2	0	0	.615	0	0	0-0	18	2	0	1.000
17 CAMERON, Josh	.286	4-4	14	3	4	1	0	2	4	11	.786	3	1	5	0	.444	0	0	2-2	4	0	0	1.000
6 RESETICH, Chance	.200	4-4	15	0	3	0	0	0	3	3	.200	2	1	3	0	.333	0	0	1-2	6	4	0	1.000
14 LEEPER, Peyton	.167	4-4	12	5	2	1	0	0	1	3	.250	3	1	2	0	.375	0	0	1-1	6	11	1	.944
23 GRABER, Brett	.133	4-4	15	2	2	0	0	1	2	5	.333	0	0	6	0	.133	0	0	0-0	6	0	1	.857
12 ACKERMAN, Nolan	.133	4-4	15	2	2	0	0	0	0	2	.133	1	0	4	1	.188	0	0	0-0	46	2	1	.980
27 ARANDA, Carlos	.133	4-4	15	3	2	0	0	1	6	5	.333	1	2	5	0	.263	1	0	2-2	1	0	0	1.000
9 DOYLE, Gunnar	.125	2-2	8	0	1	0	0	0	1	1	.125	1	0	6	0	.222	0	0	0-0	6	1	0	1.000
13 RODGERS, Caleb	.125	3-3	8	1	1	0	0	0	0	1	.125	2	0	2	1	.300	0	0	0-0	3	0	0	1.000
Totals	.216	4	125	21	27	5	0	4	21	44	.352	17	8	38	2	.344	1	1	8-9	96	23	6	.952
Opponents	.262	4	126	26	33	8	0	6	24	59	.468	15	2	45	1	.345	2	1	2-3	102	25	2	.984

LOB - Team (29), Opp (24). DPs turned - Team (1), Opp (2). IBB - Team (1), CAMERON, J. 1.

(Sorted by Earned run avg)

Player	era	w-l	app	gs	cg	sho	sv	ip	h	r	er	bb	so	2b	3b	hr	b/avg	wp	hp	bk	sfa	sha
37 RALLS, Hunter	0.00	0-0	1	0	0	0/0	0	1.0	0	0	0	0	0	0	0	0	.000	0	0	0	0	1
22 DOW, Haden	1.93	0-0	1	1	0	0/0	0	4.2	3	1	1	4	4	0	0	0	.188	0	0	0	0	0
38 HERNANDEZ, Esteban	2.08	0-1	2	0	0	0/0	0	4.1	2	1	1	0	7	0	0	1	.133	1	1	0	0	0
7 MILLER, Kyle	3.00	1-0	2	0	0	0/0	1	3.0	1	1	1	0	3	1	0	0	.111	1	0	0	1	0
15 JOHNSTON, Gavin	3.86	0-0	2	0	0	0/0	0	2.1	4	2	1	1	3	1	0	0	.364	0	0	0	1	0
16 LAWRENCE, Payton	7.71	0-0	1	1	0	0/0	0	4.2	6	4	4	3	8	2	0	1	.300	0	0	0	0	0
24 WILMA, Collin	7.71	0-0	1	0	0	0/0	0	2.1	3	2	2	0	3	1	0	1	.300	0	0	0	0	0
18 NIZNIK, Noah	8.44	0-0	1	1	0	0/0	0	5.1	4	5	5	3	10	0	0	2	.200	0	1	0	0	0
25 OSBORNE, Ethan	9.00	0-1	1	0	0	0/0	0	1.0	2	1	1	1	0	1	0	1	.400	0	0	0	0	0
35 WHITE, Eddie	9.00	0-0	1	1	0	0/0	0	1.0	3	1	1	0	2	1	0	0	.500	0	0	0	0	0
26 RAUSCH, Fischer	13.50	1-0	2	0	0	0/0	0	1.1	2	2	2	0	3	0	0	0	.333	0	0	0	0	0
20 SARABIA, Jonah	18.00	0-0	1	0	0	0/0	0	1.0	3	3	2	0	2	1	0	0	.500	0	0	0	0	0
21 KATEN, Logan	99.00	0-0	1	0	0	0/0	0	0.0	0	3	3	3	0	0	0	0		1	0	0	0	0
Totals	6.75	2-2	4	4	0	0/0	1	32.0	33	26	24	15	45	8	0	6	.262	3	2	0	2	1
Opponents	5.56	2-2	4	4	0	0/0	2	34.0	27	21	21	17	38	5	0	4	.216	1	8	0	1	1

SBA/ATT - ACKERMAN, N. (2-3), NIZNIK, N. (1-2), WILMA, C. (1-1).



2023 Fielding Percentage

Player	c	po	a	e	fld%	dp	sba	csb	sba%	pb	ci
8 STAUSS, Ty	64	58	6	0	1.000	0	18	2	.900	7	0
1 MASON, Jevon	50	49	1	0	1.000	0	0	0	---	0	0
5 SPERLING, Danny	38	23	15	0	1.000	3	0	0	---	0	0
13 RODGERS, Caleb	22	8	14	0	1.000	1	0	0	---	0	0
27 ARANDA, Carlos	18	18	0	0	1.000	0	0	0	---	0	0
44 ORTIZ, Yanluis	10	8	2	0	1.000	0	0	0	---	1	0
24 WILMA, Collin	6	2	4	0	1.000	0	3	0	1.000	0	0
22 DOW, Haden	4	2	2	0	1.000	0	1	1	.500	0	0
7 MILLER, Kyle	3	0	3	0	1.000	0	4	0	1.000	0	0
37 RALLS, Hunter	3	1	2	0	1.000	0	3	1	.750	0	0
20 SARABIA, Jonah	3	2	1	0	1.000	0	3	1	.750	0	0
31 LAUDANDO, Michael	3	2	1	0	1.000	1	2	0	1.000	0	0
21 KATEN, Logan	2	0	2	0	1.000	0	1	0	1.000	0	0
35 WHITE, Eddie	1	1	0	0	1.000	0	0	0	---	0	0
55 MOORE, Michael	1	0	1	0	1.000	0	2	0	1.000	0	0
2 WAREHIME, Cole	1	0	1	0	1.000	0	0	0	---	0	0
19 PARKER, Spencer	1	1	0	0	1.000	0	0	0	---	0	0
10 ANDREWS, Lincoln	142	128	13	1	.993	11	0	0	---	0	0
12 ACKERMAN, Nolan	147	134	11	2	.986	0	11	3	.786	0	0
9 DOYLE, Gunnar	61	44	16	1	.984	4	0	0	---	0	0
23 GRABER, Brett	42	41	0	1	.976	0	0	0	---	0	0
17 CAMERON, Josh	74	72	0	2	.973	0	0	0	---	0	0
6 RESETICH, Chance	62	24	34	4	.935	7	0	0	---	0	0
14 LEEPER, Peyton	104	36	59	9	.913	10	0	0	---	0	0
11 PALMER, Ben	33	12	17	4	.879	5	0	0	---	0	0
18 NIZNIK, Noah	8	1	6	1	.875	0	3	2	.600	0	0
16 LAWRENCE, Payton	8	1	6	1	.875	0	1	1	.500	0	0
38 HERNANDEZ, Esteban	2	0	1	1	.500	0	3	0	1.000	0	0
26 RAUSCH, Fischer	1	0	0	1	.000	0	2	0	1.000	0	0
25 OSBORNE, Ethan	1	0	0	1	.000	0	1	0	1.000	0	0
28 KLEIN, Anthony	0	0	0	0	.000	0	0	0	---	0	0
32 CALLAGHAN, Jeb	0	0	0	0	.000	0	0	0	---	0	0
15 JOHNSTON, Gavin	0	0	0	0	.000	0	0	0	---	0	0
33 GROSSIUS, Bryce	0	0	0	0	.000	0	0	0	---	0	0
Totals	915	668	218	29	.968	16	29	6	.829	8	0
Opponents	931	670	239	22	.976	19	29	8	.784	6	0

Hitting minimums - 45 AB

Pitching minimums - 1 Games 18 IP

**Multiple-Hit Games**

Player	2	3	4	5+	Total
Josh Cameron	2	2	-	-	11
Lincoln Andrews	6	-	-	-	6
Jevon Mason	5	3	-	-	8
Chance Resetich	4	1	-	-	5
Nolan Ackerman	4	-	-	-	4
Brett Graber	3	-	-	-	3
Carlos Aranda	2	1	-	-	3
Peyton Leeper	3	-	-	-	3
Ben Palmer	2	-	-	-	2
Gunna Doyle	2	-	-	-	2

Multiple-RBI Games

Player	2	3	4	5+	Total
Chance Resetich	6	-	-	-	6
Josh Cameron	2	3	-	-	5
Jevon Mason	4	2	-	-	6
Carlos Aranda	4	-	-	1	5
Lincoln Andrews	2	1	-	1	4
Nolan Ackerman	2	-	-	-	2
Peyton Leeper	1	-	-	-	1
Danny Sperling	-	1	-	-	1
Brett Graber	1	-	-	-	1
Ty Stauss	1	-	-	-	1

Inning-by-Inning Summary

Inning	SEMO	Opp.
First	22	10
Second	9	5
Third	22	22
Fourth	23	20
Fifth	11	19
Sixth	21	21
Seventh	17	13
Eighth	9	31
Ninth	12	3
Extra	2	1
Total	148	145

Current Hitting Streaks

Player	Games	Started
Chance Resetich	3	3/24

Current Reached Base Streaks

Player	Games	Started
Gunnar Doye	11	3/2
Chance Resetich	9	3/

Career Multiple-Hit Games

Player	2	3	4	5+	Total
Jevon Mason	35	12	1	-	48
Lincoln Andrews	24	3	1	-	28
Brett Graber	20	4	-	-	24
Peyton Leeper	21	1	-	-	22
Ty Stauss	11	3	-	-	14
Danny Sperling	7	-	-	1	8
Ben Palmer	9	-	-	-	9
Spencer Parker	6	-	-	-	6
Josh Cameron	9	3	-	-	12
Chance Resetich	4	1	-	-	5
Nolan Ackerman	4	-	-	-	4
Carlos Aranda	2	1	-	-	3
Gunnar Doye	2	-	-	-	2

Career Multiple-RBI Games

Player	2	3	4	5+	Total
Lincoln Andrews	12	4	3	2	21
Jevon Mason	16	5	-	-	21
Brett Graber	8	5	1	-	14
Ty Stauss	5	1	-	1	7
Peyton Leeper	3	2	1	-	6
Danny Sperling	2	1	1	1	5
Josh Cameron	2	2	-	-	4
Carlos Aranda	4	-	-	1	5
Chance Resetich	6	-	-	-	6
Spencer Parker	1	-	-	-	1
Nolan Ackerman	2	-	-	-	2

0 Nathan McLaren**2023 Season/Career-Highs**

At-Bats
Runs
Hits
Doubles
Triples
Home Runs
RBI
Stolen Bases

1 Jevon Mason**2023 Season-Highs**

At-Bats6, at Central Arkansas (2/17/23)
Runs2, 4x, last at SIUE (3/25/23)
Hits3, 3x, last at SIUE (3/25/23)
Doubles1, 6x, last at SIUE (3/26/23)
Triples
Home Runs1, 2x, last vs. Western Illinois (3/17/23)
RBI3, 2x, last vs. Butler (3/11/23)
Stolen Bases2, vs. Butler (3/11/23)

Career-Highs

At-Bats6, 2x, last at Central Arkansas (2/17/23)
Runs4, 2x, last vs. UT-Martin (5/14/22)
Hits4, vs. Missouri State (5/10/22)
Doubles2, 2x, last vs. Murray State (5/30/21)
Triples2, at Dallas Baptist (2/18/22)
Home Runs1, 17x, last vs. Western Illinois (3/17/23)
RBI3, 5x, last vs. Butler (3/11/23)
Stolen Bases2, 4x, last vs. Butler (3/11/23)

2 Cole Warehime**2023 Season/Career-Highs**

At-Bats
Runs
Hits
Doubles
Triples
Home Runs
RBI
Stolen Bases

5 Danny Sperling**2023 Season-Highs**

At-Bats5, at Abilene Christian (2/25/23)
Runs3, at Central Arkansas (2/17/23)
Hits5, at Abilene Christian (2/25/23)
Doubles1, at Abilene Christian (2/25/23)
Triples
Home Runs
RBI3, at Abilene Christian (2/25/23)
Stolen Bases

Career-Highs

At-Bats5, at Abilene Christian (2/25/23)
Runs3, at Central Arkansas (2/17/23)
Hits5, at Abilene Christian (2/25/23)
Doubles2, vs. UT-Martin (5/15/22)
Triples
Home Runs1, vs. Murray State (5/30/21)
RBI4, vs. Bellarmine (2/27/22)
Stolen Bases1, 2x, last at Arkansas State (3/8/22)

6 Chance Resetich**2023 Season/Career-Highs**

At-Bats5, 4x, last at SIUE (3/25/23)
Runs3, at Abilene Christian (2/25/23)
Hits3, at Abilene Christian (2/25/23)
Doubles1, 5x, last vs. Western Illinois (3/19/23)
Triples
Home Runs1, 3x, last vs. Butler (3/11/23)
RBI2, 6x, last at SIUE (3/25/23)
Stolen Bases1, at SIUE (3/26/23)

7 Kyle Miller**2023 Season-Highs**

Innings Pitched5.2 vs. Western Illinois (3/19/23)
Fewest Hits0, 2x, last at SIUE (3/25/23)
Most Hits4, 3x, last vs. Western Illinois (3/19/23)
Fewest Runs0, 2x, last at SIUE (3/25/23)
Most Runs4, 2x, last at Abilene Christian (2/26/23)
Fewest Walks0, 5x, last at SIUE (3/26/23)
Strikeouts3, vs. Western Illinois (3/19/23)

Career-Highs

Innings Pitched9.0, vs. Murray State (5/30/21)
Fewest Hits0, 8x, last at SIUE (3/25/23)
Most Hits9, vs. Austin Peay (3/20/21)
Fewest Runs0, 20x, last at SIUE (3/25/23)
Most Runs5, vs. Austin Peay (3/20/21)
Fewest Walks0, 30x, last at SIUE (3/26/23)
Strikeouts10, vs. Murray State (5/30/21)

8 Ty Stauss**2023 Season-Highs**

At-Bats5, 2x, last vs. Milwaukee (3/5/23)
Runs3, at Abilene Christian (2/25/23)
Hits3, vs. Milwaukee (3/5/23)
Doubles1, 2x, last vs. Butler (3/10/23)
Triples
Home Runs1, vs. Milwaukee (3/5/23)
RBI2, vs. Milwaukee (3/5/23)
Stolen Bases

Career-Highs

At-Bats6, at Ole Miss (4/19/22)
Runs3, at Abilene Christian (2/25/23)
Hits3, 3x, last vs. Milwaukee (3/5/23)
Doubles1, 11x, last vs. Butler (3/10/23)
Triples1, at Oklahoma State (5/7/22)
Home Runs2, at Austin Peay (4/3/22)
RBI6, vs. Morehead State (4/23/22)
Stolen Bases1, 3x, last vs. Austin Peay (3/19/21)

9 Gunnar Doyle**2023 Season/Career-Highs**

At-Bats5, 2x, last at SIUE (3/25/23)
Runs2, vs. Butler (3/11/23)
Hits2, 2x, last vs. Western Illinois (3/17/23)
Doubles1, vs. Western Illinois (3/17/23)
Triples1, vs. Western Illinois (3/19/23)
Home Runs
RBI3, vs. Western Illinois (3/17/23)
Stolen Bases1, vs. Western Illinois (3/17/23)

10 Lincoln Andrews**2023 Season-Highs**

At-Bats5, 4x, last vs. Butler (3/10/23)
Runs2, 2x, last vs. Milwaukee (3/5/23)
Hits2, 6x, last vs. Missouri State (3/15/23)
Doubles1, 2x, last vs. Milwaukee (3/5/23)
Triples
Home Runs2, at Abilene Christian (2/25/23)
RBI5, at Abilene Christian (2/25/23)
Stolen Bases

Career-Highs

At-Bats6, at Dallas Baptist (2/18/22)
Runs3, 2x, last vs. UT Martin (5/15/22)
Hits4, at Austin Peay (4/28/21)
Doubles1, 21x, last vs. Milwaukee (3/5/23)
Triples1, at UT Martin (3/7/20)
Home Runs3, at Austin Peay (4/2/22)
RBI5, at Abilene Christian (2/25/23)
Stolen Bases

**11 Ben Palmer**

2023 Season-Highs

At-Bats 7, vs. Western Illinois (3/19/23)
Runs 2, vs. Western Illinois (3/18/23)
Hits 2, 2x, last vs. Western Illinois (3/19/23)
Doubles -
Triples -
Home Runs -
RBI 1, 3x, last vs. Western Illinois (3/19/23)
Stolen Bases 1, vs. Western Illinois (3/19/23)

Career-Highs

At-Bats 7, vs. Western Illinois (3/17/23)
Runs 3, vs. Valparaiso (3/13/22)
Hits 2, 9x, last vs. Western Illinois (3/19/23)
Doubles 1, 5x, last at Eastern Illinois (5/20/22)
Triples 1, vs. Valparaiso (3/13/22)
Home Runs 1, 5x, last at Belmont (4/30/22)
RBI 4, vs. Valparaiso (3/13/22)
Stolen Bases 1, 8x, last vs. Western Illinois (3/19/23)

12 Nolan Ackerman

2023 Season/Career-Highs

At-Bats 5, 2x, last at SIUE (3/25/23)
Runs 1, 6x, last at SIUE (3/25/23)
Hits 2, 4x, last vs. Western Illinois (3/19/23)
Doubles 1, 3x, last vs. Western Illinois (3/17/23)
Triples -
Home Runs -
RBI 2, 2x, last vs. Western Illinois (3/17/23)
Stolen Bases -

13 Caleb Rodgers

2023 Season/Career-Highs

At-Bats 4, vs. Indiana State (3/7/23)
Runs 1, 2x, last at Arkansas (3/21/23)
Hits 1, 3x, last at Arkansas (3/21/23)
Doubles -
Triples -
Home Runs 1, vs. Indiana State (3/7/23)
RBI 2, vs. Indiana State (3/7/23)
Stolen Bases -

14 Peyton Leeper

2023 Season-Highs

At-Bats 5, at SIUE (3/25/23)
Runs 3, vs. Western Illinois (3/17/23)
Hits 2, 3x, last vs. Western Illinois (3/19/23)
Doubles 1, 3x, last at SIUE (3/25/23)
Triples 1, vs. Milwaukee (3/4/23)
Home Runs 1, 2x, last vs. Butler (3/11/23)
RBI 2, at Central Arkansas (2/17/23)
Stolen Bases 1, 5x, last at SIUE (3/25/23)

Career-Highs

At-Bats 6, vs. Valparaiso (3/13/22)
Runs 3, 5x, last vs. Western Illinois (3/17/23)
Hits 3, at Austin Peay (4/3/22)
Doubles 1, 16x, last at SIUE (3/25/23)
Triples 1, 5x, last vs. Milwaukee (3/5/23)
Home Runs 1, 7x, last at Abilene Christian (2/26/23)
RBI 4, vs. Valparaiso (3/13/22)
Stolen Bases 2, at Arkansas State (3/8/22)

15 Gavin Johnston

2023 Season/Career-Highs

Innings Pitched 2.0, vs. Butler (3/10/23)
Fewest Hits 0, vs. Indiana State (3/7/23)
Most Hits 3, at SIUE (3/25/23)
Fewest Runs 0, 3x, last at SIUE (3/25/23)
Most Runs 3, vs. Missouri State (3/15/23)
Fewest Walks 0, 3x, last at Arkansas (3/21/23)
Strikeouts 2, 2x last at SIUE (3/25/23)

16 Payton Lawrence

2023 Season/Career-Highs

Innings Pitched 8.1, vs. Western Illinois (3/18/23)
Fewest Hits 1, 3x, last vs. Missouri State (3/15/23)
Most Hits 6, at SIUE (3/25/23)
Fewest Runs 0, 2x, last vs. Missouri State (3/15/23)
Most Runs 4, at SIUE (3/25/23)
Fewest Walks 0, 3x, last vs. Missouri State (3/15/23)
Strikeouts 8, 2x, last at SIUE (3/25/23)

17 Josh Cameron

2023 Season/Career-Highs

At-Bats 5, 6x, last at SIUE (3/26/23)
Runs 4, at Abilene Christian (2/25/23)
Hits 3, 2x, last at Abilene Christian (2/25/23)
Doubles 1, 4x, last at SIUE (3/25/23)
Triples 1, 2x, last at Abilene Christian (2/26/23)
Home Runs 1, 5x, last at SIUE (3/26/23)
RBI 3, 3x, last at SIUE (3/26/23)
Stolen Bases 2, vs. Evansville (3/1/23)

18 Noah Niznik

2023 Season/Career-Highs

Innings Pitched 7.0, vs. Butler (3/10/23)
Fewest Hits 3, vs. Butler (3/10/23)
Most Hits 6, vs. Western Illinois (3/17/23)
Fewest Runs 0, vs. Butler (3/10/23)
Most Runs 5, at SIUE (3/25/23)
Fewest Walks 0, 3x, last vs. Western Illinois (3/17/23)
Strikeouts 10, at SIUE (3/25/23)

Career-Highs

Innings Pitched 7.0, 5x, last vs. Butler (3/10/23)
Fewest Hits 0, 3x, last at Eastern Illinois (5/21/22)
Most Hits 8, 5x, last vs. Morehead State (4/23/22)
Fewest Runs 0, 8x, last vs. Butler (3/10/23)
Most Runs 8, vs. Morehead State (4/23/22)
Fewest Walks 0, 14x, last vs. Western Illinois (3/17/23)
Strikeouts 10, at SIUE (3/25/23)

19 Spencer Parker

2023 Season-Highs

At-Bats 4, vs. Missouri State (3/15/23)
Runs 1, 2x, last vs. Western Illinois (3/19/23)
Hits 2, at Abilene Christian (2/25/23)
Doubles 1, 2x, last vs. Missouri State (3/15/23)
Triples -
Home Runs -
RBI 1, 3x, last vs. Western Illinois (3/19/23)
Stolen Bases -

Career-Highs

At-Bats 4, 11x, last vs. Missouri State (3/15/23)
Runs 3, vs. UT-Martin (5/15/22)
Hits 2, 5x, last vs. UT-Martin (5/15/22)
Doubles 1, 8x, last vs. Missouri State (3/15/23)
Triples -
Home Runs 1, 2x, last vs. Southern Illinois (4/12/22)
RBI 4, vs. Murray State (4/10/22)
Stolen Bases -

20 Jonah Sarabia

2023 Season/Career-Highs

Innings Pitched 2.2, vs. Indiana State (3/7/23)
Fewest Hits 0, 2x, last vs. Butler (3/11/23)
Most Hits 4, vs. Indiana State (3/7/23)
Fewest Runs 0, 2x, last vs. Butler (3/11/23)
Most Runs 4, 2x, last at Missouri State (3/14/23)
Fewest Walks 0, 3x, last at Arkansas (3/21/23)
Strikeouts 2, 2x, last at Arkansas (3/21/23)

21 Logan Katen

2023 Season/Career-Highs

Innings Pitched 2.2, vs. Milwaukee (3/5/23)
Fewest Hits 0, 4x, last at Arkansas (3/21/23)
Most Hits 3, 2x, last vs. Indiana State (3/8/23)
Fewest Runs 0, 5x, last vs. Western Illinois (3/19/23)
Most Runs 3, 3x, last at Arkansas (3/21/23)
Fewest Walks 0, 4x, last vs. Butler (3/12/23)
Strikeouts 4, at Central Arkansas (2/18/23)

22 Haden Dow

2023 Season/Career-Highs

Innings Pitched 7.2, vs. Butler (3/12/23)
Fewest Hits 2, at Abilene Christian (2/26/23)
Most Hits 7, vs. Milwaukee (3/5/23)
Fewest Runs 0, at Abilene Christian (2/26/23)
Most Runs 6, vs. Milwaukee (3/5/23)
Fewest Walks 0, vs. Milwaukee (3/5/23)
Strikeouts 10, vs. Butler (3/12/23)

23 Brett Graber

2023 Season-Highs

At-Bats 6, vs. Western Illinois (3/19/23)
Runs 2, at Abilene Christian (2/25/23)
Hits 2, 3x, last vs. Milwaukee (3/5/23)
Doubles 1, 4x, last vs. Milwaukee (3/5/23)
Triples -
Home Runs 1, at SIUE (3/26/23)
RBI 2, vs. Milwaukee (3/5/23)
Stolen Bases -

Career-Highs

At-Bats 6, 3x, last vs. Western Illinois (3/19/23)
Runs 3, 2x, last vs. UT Martin (5/15/22)
Hits 3, 4x, last vs. UT Martin (5/14/22)
Doubles 2, 2x, last vs. UT Martin (5/14/22)
Triples 1, 3x, last at Tennessee Tech (4/14/22)
Home Runs 1, 10x, last vs. Oregon (6/4/22)
RBI 4, vs. UT Martin (5/14/22)
Stolen Bases 2, vs. SIU Edwardsville (5/27/22)

24 Collin Wilma

2023 Season-Highs

Innings Pitched 4.1, vs. Milwaukee (3/4/23)
Fewest Hits 0, vs. Missouri State (3/15/23)
Most Hits 7, vs. Milwaukee (3/4/23)
Fewest Runs 0, 2x, last vs. Missouri State (3/15/23)
Most Runs 4, vs. Milwaukee (3/4/23)
Fewest Walks 0, 3x, last at SIUE (3/26/23)
Strikeouts 4, vs. Butler (3/11/23)

Career-Highs

Innings Pitched 7.1, vs. Ohio (2/29/20)
Fewest Hits 0, 2x, last vs. Missouri State (3/15/23)
Most Hits 9, at UT Martin (3/8/20)
Fewest Runs 0, 5x, last vs. Missouri State (3/15/23)
Most Runs 7, at UT Martin (3/8/20)
Fewest Walks 0, 8x, last at SIUE (3/26/23)
Strikeouts 6, 2x, last at Murray State (4/10/21)

25 Ethan Osborne

2023 Season-Highs

Innings Pitched 4.1, at Missouri State (3/14/23)
Fewest Hits 0, vs. Western Illinois (3/19/23)
Most Hits 5, at Central Arkansas (2/18/23)
Fewest Runs 0, 2x, last vs. Western Illinois (3/19/23)
Most Runs 5, vs. Evansville (3/1/23)
Fewest Walks 0, 3x, last vs. Western Illinois (3/19/23)
Strikeouts 3, at Missouri State (3/14/23)

Career-Highs

Innings Pitched 6.0, vs. UT Martin (5/15/22)
Fewest Hits 0, 3x, last vs. Western Illinois (3/19/23)
Most Hits 8, at Belmont (5/1/22)
Fewest Runs 0, 8x, last vs. Western Illinois (3/19/23)
Most Runs 7, at Oklahoma State (5/8/22)

SOUTHEAST MISSOURI BASEBALL NOTES // STATISTICS



Fewest Walks0, 1x, last vs. Western Illinois (3/19/23)
Strikeouts5, at Belmont (5/1/22)

26 Fischer Rausch

2023 Season-Highs
Innings Pitched2.1 vs. Western Illinois (3/17/23)
Fewest Hits0, 3x, last at SIUE (3/25/23)
Most Hits2, 3x, last at Arkansas (3/21/23)
Fewest Runs0, 4x, last at SIUE (3/25/23)
Most Runs2, at Arkansas (3/21/23)
Fewest Walks0, 3x, last at SIUE (3/25/23)
Strikeouts4, 2x, last vs. Western Illinois (3/17/23)
Career-Highs
Innings Pitched2.1, vs. Western Illinois (3/17/23)
Fewest Hits0, 7x, last at SIUE (3/25/23)
Most Hits2, 3x, last at Arkansas (3/21/23)
Fewest Runs0, 15x, last at SIUE (3/25/23)
Most Runs2, 4x, last at Arkansas (3/21/23)
Fewest Walks0, 15x, last at SIUE (3/25/23)
Strikeouts5, vs. Illinois State (3/6/21)

27 Carlos Aranda

2023 Season/Career-Highs
At-Bats6, vs. Western Illinois (3/19/23)
Runs2, 6x, last vs. Western Illinois (3/19/23)
Hits3, vs. Western Illinois (3/19/23)
Doubles1, vs. Western Illinois (3/19/23)
Triples-
Home Runs1, 6x, last at SIUE (3/26/23)
RBI5, vs. Evansville (3/1/23)
Stolen Bases1, 3x, last at SIUE (3/25/23)

28 Anthony Klein

2023 Season-Highs
Innings Pitched1.0, at Middle Tennessee State (2/21/23)
Fewest Hits0, at Abilene Christian (2/26/23)
Most Hits3, at Middle Tennessee State (2/21/23)
Fewest Runs1, 2x, last vs. Indiana State (3/8/23)
Most Runs3, at Middle Tennessee State (2/21/23)
Fewest Walks0, at Middle Tennessee State (2/21/23)
Strikeouts1, at Abilene Christian (2/26/23)
Career-Highs
Innings Pitched4.0, at Southern Illinois (4/26/22)
Fewest Hits0, 7x, last at Abilene Christian (2/26/23)
Most Hits5, vs. Missouri State (5/10/22)
Fewest Runs0, 9x, last at Eastern Illinois (5/20/22)
Most Runs4, vs. Missouri State (5/10/22)
Fewest Walks0, 9x, last at Middle Tennessee (2/21/23)
Strikeouts6, vs. Missouri State (5/10/22)

30 Tommy Windt

Career-Highs
Innings Pitched7.2, vs. Morehead State (4/23/22)
Fewest Hits0, vs. Bradley (3/5/22)
Most Hits8, 2x, last vs. Murray State (4/10/22)
Fewest Runs0, 2x, last vs. Bradley (3/5/22)
Most Runs7, at Missouri State (3/20/22)
Fewest Walks0, 7x, last vs. Louisville (6/4/22)
Strikeouts7, vs. Morehead State (4/23/22)

31 Michael Laudando

2023 Season/Career-Highs
Innings Pitched1.0, 2x, last vs. Evansville (3/1/23)
Fewest Hits1, at Abilene Christian (2/26/23)
Most Hits3, vs. Evansville (3/1/23)
Fewest Runs0, at Abilene Christian (2/26/23)
Most Runs3, at Central Arkansas (2/19/23)
Fewest Walks0, 2x, last vs. Evansville (3/1/23)
Strikeouts1, 2x, last at Abilene Christian (2/26/23)

32 Jeb Callaghan

2023 Season-Highs
Innings Pitched0.1, 2x, last vs. Missouri State (3/15/23)
Fewest Hits0, vs. Indiana State (3/8/23)
Most Hits2, vs. Missouri State (3/15/23)
Fewest Runs0, vs. Indiana State (3/8/23)
Most Runs1, vs. Missouri State (3/15/23)
Fewest Walks0, 2x, last vs. Missouri State (3/15/23)
Strikeouts1, 2x, last vs. Missouri State (3/15/23)
Career-Highs
Innings Pitched1.2, at Indiana State (3/15/22)
Fewest Hits0, 2x, last vs. Indiana State (3/8/23)
Most Hits2, 4x, last vs. Missouri State (3/15/23)
Fewest Runs0, 3x, last vs. Indiana State (3/8/23)
Most Runs4, vs. Arkansas State (4/5/22)
Fewest Walks0, 4x, last vs. Missouri State (3/15/23)
Strikeouts3, at Tennessee Tech (4/14/22)

33 Bryce Grossius

2023 Season-Highs
Innings Pitched3.0, at Abilene Christian (2/25/23)
Fewest Hits1, vs. Evansville (3/1/23)
Most Hits3, 2x, last at Abilene Christian (2/25/23)
Fewest Runs1, at Middle Tennessee State (2/21/23)
Most Runs3, vs. Evansville (3/1/23)
Fewest Walks0, at Middle Tennessee State (2/21/23)
Strikeouts4, at Abilene Christian (2/25/23)
Career-Highs
Innings Pitched6.0, vs. Eastern Kentucky (5/7/21)
Fewest Hits0, 11x, last vs. Oregon (6/4/22)
Most Hits9, vs. Murray State (5/28/21)
Fewest Runs0, 16x, last vs. Oregon (6/4/22)
Most Runs7, vs. Illinois State (3/6/21)
Fewest Walks0, 19x, last at Middle Tennessee (2/21/23)
Strikeouts7, vs. UT Martin (5/21/21)

34 Alex Esker

2023 Season-Highs
Innings Pitched-
Fewest Hits-
Most Hits-
Fewest Runs-
Most Runs-
Fewest Walks-
Strikeouts-
Career-Highs
Innings Pitched3.1, at Saint Louis (3/29/22)
Fewest Hits0, 2x last vs. Valparaiso (3/12/22)
Most Hits3, vs. Morehead State (4/24/22)
Fewest Runs0, 6x, last at Ole Miss (4/19/22)
Most Runs4, vs. Morehead State (4/24/22)
Fewest Walks0, vs. Murray State (4/8/22)
Strikeouts2, vs. Southern Illinois (4/12/22)

35 Eddie White

2023 Season/Career-Highs
Innings Pitched3.0 vs. Missouri State (3/15/23)
Fewest Hits0, at Abilene Christian (2/25/23)
Most Hits4, vs. Missouri State (3/15/23)
Fewest Runs0, 3x, last vs. Butler (3/11/23)
Most Runs3, vs. Missouri State (3/15/23)
Fewest Walks0, 5x, last at Arkansas (3/21/23)
Strikeouts3, vs. Butler (3/11/23)

36 Tanner Mueller

2023 Season/Career-Highs
Innings Pitched-
Fewest Hits-
Most Hits-
Fewest Runs-
Most Runs-
Fewest Walks-
Strikeouts-

37 Hunter Ralls

2023 Season-Highs
Innings Pitched3.1, at Central Arkansas (2/17/23)
Fewest Hits0, 2x, last at SIUE (3/25/23)
Most Hits5, vs. Milwaukee (3/5/23)
Fewest Runs0, 4x, last at SIUE (3/25/23)
Most Runs2, vs. Evansville (3/1/23)
Fewest Walks0, 3x, last at SIUE (3/25/23)
Strikeouts2, 2x, last vs. Western Illinois (3/19/23)
Career-Highs
Innings Pitched5.0, 2x, last vs. Bradley (3/4/22)
Fewest Hits0, 5x, last at SIUE (3/25/23)
Most Hits6, 2x, last vs. Bradley (3/4/22)
Fewest Runs0, 17x, last at SIUE (3/25/23)
Most Runs6, at Arkansas (2/28/21)
Fewest Walks0, 15x, last at SIUE (3/25/23)
Strikeouts5, 3x, last at Eastern Illinois (5/21/22)

38 Esteban Hernandez

2023 Season/Career-Highs
Innings Pitched3.1, vs. Indiana State (3/7/23)
Fewest Hits0, at SIUE (3/25/23)
Most Hits3, at Central Arkansas (2/19/23)
Fewest Runs0, 3x, last at SIUE (3/25/23)
Most Runs2, 3x, last vs. Evansville (3/1/23)
Fewest Walks0, 5x, last at SIUE (3/25/23)
Strikeouts4, at Arkansas (3/21/23)

44 Yanluis Ortiz

2023 Season/Career-Highs
At-Bats2, at Central Arkansas (2/18/23)
Runs0, at Central Arkansas (2/18/23)
Hits0, at Central Arkansas (2/18/23)
Doubles-
Triples-
Home Runs-
RBI-
Stolen Bases-

55 Michael Moore

2023 Season/Career-Highs
Innings Pitched1.2, vs. Indiana State (3/8/23)
Fewest Hits0, vs. Indiana State (3/8/23)
Most Hits1, 2x, last at Missouri State (3/14/23)
Fewest Runs0, 2x, last vs. Indiana State (3/8/23)
Most Runs3, at Missouri State (3/14/23)
Fewest Walks0, vs. Evansville (3/1/23)
Strikeouts-



Game-by-Game Starting Lineups

<u>Opponent</u>	<u>P</u>	<u>C</u>	<u>1B</u>	<u>2B</u>	<u>3B</u>	<u>SS</u>	<u>LF</u>	<u>CF</u>	<u>RF</u>	<u>DH</u>
Central Arkansas	Niznik	Stauss	Andrews	Resetch	Sperling	Leeper	Mason	Graber	Cameron	Aranda
Central Arkansas	Wilma	Ortiz	Andrews	Rodgers	Sperling	Leeper	Mason	Graber	Cameron	Doyle
Central Arkansas	Dow	Stauss	Andrews	Resetch	Palmer	Leeper	Mason	Graber	Cameron	Aranda
Middle Tennessee	Grossius	Stauss	Andrews	Resetch	Sperling	Leeper	Mason	Graber	Cameron	Aranda
Abilene Christian	Niznik	Stauss	Andrews	Resetch	Palmer	Leeper	Mason	Graber	Cameron	Aranda
Abilene Christian	Wilma	Stauss	Andrews	Resetch	Sperling	Leeper	Mason	Graber	Cameron	Aranda
Abilene Christian	Dow	Stauss	Andrews	Resetch	Sperling	Leeper	Mason	Graber	Cameron	Aranda
Abilene Christian	Lawrence	Ackerman	Andrews	Resetch	Sperling	Leeper	Cameron	Graber	Aranda	Parker
Evansville	Rausch	Stauss	Andrews	Rodgers	Sperling	Leeper	Mason	Graber	Cameron	Aranda
Milwaukee	Niznik	Ackerman	Andrews	Resetch	Palmer	Leeper	Mason	Graber	Cameron	Aranda
Milwaukee	Wilma	Stauss	Andrews	Doyle	Sperling	Leeper	Mason	Cameron	Aranda	Parker
Milwaukee	Dow	Stauss	Andrews	Doyle	Resetch	Leeper	Mason	Graber	Cameron	Aranda
Indiana State	Sarabia	Stauss	Andrews	Rodgers	Resetch	Leeper	Mason	Graber	Cameron	Aranda
Indiana State	Lawrence	Stauss	Doyle	Resetch	Sperling	Leeper	Cameron	Graber	Aranda	Andrews
Butler	Niznik	Ackerman	Andrews	Palmer	Resetch	Leeper	Mason	Cameron	Aranda	Stauss
Butler	Wilma	Stauss	Andrews	Resetch	Sperling	Leeper	Mason	Cameron	Aranda	Doyle
Butler	Dow	Ackerman	Andrews	Rodgers	Resetch	Leeper	Mason	Cameron	Aranda	Parker
Missouri State	Osborne	Ackerman	Andrews	Resetch	Sperling	Leeper	Mason	Cameron	Aranda	Stauss
Missouri State	White	Ackerman	Andrews	Doyle	Resetch	Palmer	Mason	Cameron	Aranda	Parker
Western Illinois	Niznik	Ackerman	Andrews	Palmer	Resetch	Leeper	Mason	Graber	Cameron	Aranda
Western Illinois	Lawrence	Ackerman	Doyle	Palmer	Resetch	Leeper	Mason	Graber	Cameron	Aranda
Western Illinois	Dow	Ackerman	Doyle	Palmer	Resetch	Leeper	Cameron	Graber	Aranda	Parker
Arkansas	White	Ackerman	Doyle	Resetch	Palmer	Leeper	Cameron	Graber	Aranda	Rodgers
SIU Edwardsville	Niznik	Ackerman	Doyle	Resetch	Sperling	Leeper	Aranda	Graber	Cameron	Mason
SIU Edwardsville	Lawrence	Ackerman	Sperling	Rodgers	Resetch	Leeper	Aranda	Graber	Cameron	Mason
SIU Edwardsville	Dow	Ackerman	Sperling	Rodgers	Resetch	Leeper	Aranda	Graber	Cameron	Mason
Evansville										
Little Rock										
Little Rock										
Little Rock										
Murray State										
Southern Indiana										
Southern Indiana										
Southern Indiana										
Southern Illinois										
Tennessee Tech										
Tennessee Tech										
Tennessee Tech										
Morehead State										
Morehead State										
Morehead State										
Southern Illinois										
Lindenwood										
Lindenwood										
Lindenwood										
Murray State										
Kansas State										
Kansas State										
Kansas State										
Middle Tennessee										
UT Martin										
UT Martin										
UT Martin										
Eastern Illinois										
Eastern Illinois										
Eastern Illinois										

SOUTHEAST MISSOURI BASEBALL // STATISTICS



Game-by-Game Hitting

Opponent	AB	R	H	RBI	2B	3B	HR	BB	IBB	SB	CS	HBP	SAC	SF	GDP	K	PQ	A	E	Avg
Southeast Missouri	41	11	13	8	6	0	0	6	0	1	0	1	0	0	0	9	27	9	0	.317
Central Arkansas	33	3	8	3	2	1	2	2	0	1	1	1	0	0	1	10	27	7	3	.242
Southeast Missouri	31	0	3	0	0	0	0	2	0	1	0	0	0	0	0	11	24	11	1	.222
Central Arkansas	32	3	9	3	3	0	0	1	0	0	0	1	1	0	0	9	27	2	1	.262
Southeast Missouri	29	4	2	3	1	0	0	7	0	0	1	3	0	0	0	9	24	6	0	.178
Central Arkansas	37	13	16	11	4	2	2	3	0	3	0	1	1	1	0	4	27	10	1	.324
Southeast Missouri	31	3	5	3	1	0	2	0	0	0	0	0	1	0	0	3	24	10	2	.174
Middle Tennessee	31	8	10	6	2	0	3	1	0	1	0	4	0	1	1	3	27	16	0	.323
Southeast Missouri	21	0	1	0	0	0	0	1	0	1	0	0	0	0	1	9	18	6	1	.157
Abilene Christian	21	3	5	2	0	0	0	0	0	2	0	1	0	1	1	3	21	4	0	.312
Southeast Missouri	39	23	21	20	3	1	4	3	0	0	0	5	0	1	0	6	21	8	0	.234
Abilene Christian	28	2	7	2	1	0	1	5	0	0	0	0	0	0	0	6	21	7	1	.302
Southeast Missouri	24	4	5	4	0	0	3	1	0	1	0	3	0	0	2	6	20	8	0	.231
Abilene Christian	26	7	9	6	0	0	3	3	1	1	0	2	2	0	1	3	21	9	0	.308
Southeast Missouri	29	4	7	4	0	1	0	4	0	0	0	5	3	0	1	7	24	4	0	.233
Abilene Christian	34	5	10	5	0	0	0	2	0	2	0	2	0	0	0	13	27	12	0	.306
Southeast Missouri	32	8	7	7	0	0	2	10	0	2	0	2	0	0	1	8	27	16	3	.231
Evansville	40	14	16	13	1	0	2	8	0	4	0	0	0	0	1	4	27	11	1	.319
Southeast Missouri	33	1	7	1	0	1	1	1	0	0	0	1	1	0	0	10	27	8	4	.229
Milwaukee	31	5	9	5	3	0	0	5	0	1	1	1	0	2	0	4	24	11	1	.290
Southeast Missouri	33	6	12	6	2	0	0	5	1	0	2	2	2	0	0	8	27	13	1	.242
Milwaukee	35	3	8	3	2	0	1	1	0	0	0	1	1	0	1	5	27	12	0	.229
Southeast Missouri	37	13	14	11	2	0	3	4	0	0	0	3	1	0	1	8	27	9	1	.255
Milwaukee	41	7	14	7	3	0	1	1	0	0	0	0	0	1	0	3	24	12	1	.341
Southeast Missouri	32	3	6	3	2	0	1	4	0	0	0	1	0	0	2	7	27	9	1	.188
Indiana State	37	8	11	8	0	1	1	3	0	2	0	2	0	1	0	4	27	9	1	.297
Southeast Missouri	32	4	7	4	0	0	0	8	0	0	0	0	0	0	3	8	27	6	1	.219
Indiana State	34	7	9	6	4	0	1	6	0	3	0	2	0	1	1	9	27	12	1	.265
Southeast Missouri	30	8	8	6	3	0	1	5	0	2	0	4	2	0	1	8	27	10	1	.267
Butler	30	0	4	0	2	0	0	1	0	0	0	1	0	0	2	11	24	13	1	.133
Southeast Missouri	29	7	10	7	1	0	3	3	0	0	2	0	1	1	1	9	27	5	1	.345
Butler	31	2	5	2	0	0	1	5	0	0	0	2	0	0	1	11	24	9	0	.161
Southeast Missouri	25	2	4	2	0	0	0	3	1	3	0	1	2	0	0	7	27	6	1	.160
Butler	31	1	5	1	1	0	0	4	0	1	1	0	1	0	0	11	24	11	0	.161
Southeast Missouri	32	1	7	1	1	0	0	2	0	1	0	4	0	0	0	14	24	9	2	.219
Missouri State	32	11	9	11	2	1	2	6	0	2	0	1	0	3	0	8	27	3	0	.281
Southeast Missouri	35	3	8	2	2	0	0	3	0	1	0	1	0	0	1	9	27	8	1	.229
Missouri State	38	7	11	7	4	0	2	2	0	2	0	0	0	0	0	5	27	9	1	.289
Southeast Missouri	33	10	11	10	3	0	1	6	0	5	1	0	0	0	0	6	27	7	0	.333
Western Illinois	33	3	7	2	2	1	0	2	0	0	0	0	0	0	0	11	24	8	1	.212
Southeast Missouri	31	4	6	4	0	0	0	2	0	1	0	2	1	0	0	6	27	12	0	.194
Western Illinois	0	4	0	1	0	0	2	0	0	0	1	0	0	0	1	7	24	11	1	.143
Southeast Missouri	46	8	12	7	2	0	0	11	0	2	1	1	5	2	0	8	42	15	2	.261
Western Illinois	52	7	14	7	2	1	0	5	0	2	1	1	3	1	0	10	40	16	4	.269
Southeast Missouri	24	2	4	2	0	0	1	4	0	0	1	1	0	0	0	10	18	5	4	.246
Arkansas																				
Southeast Missouri	35	7	8	7	3	0	0	5	1	3	0	2	0	0	1	10	27	4	2	.229
SIU Edwardsville	33	5	7	5	0	0	2	4	0	1	1	1	0	1	0	16	27	10	1	.212
Southeast Missouri	33	4	7	4	1	0	0	5	0	3	0	2	0	1	0	5	24	6	0	.212
SIU Edwardsville	31	5	8	5	3	0	2	4	0	0	0	1	1	0	0	0	11	27	5	.258
Southeast Missouri	33	8	8	8	1	0	3	3	0	2	0	3	1	0	1	13	27	8	0	.242
SIU Edwardsville	32	4	7	4	2	0	1	4	0	1	0	0	0	1	1	9	27	3	0	.219
Southeast Missouri																				
Evansville																				
Southeast Missouri																				
Little Rock																				
Southeast Missouri																				
Little Rock																				



Game-by-Game Hitting

Opponent	AB	R	H	RBI	2B	3B	HR	BB	IBB	SB	CS	HBP	SAC	SF	GDP	K	PO	A	E	Avg
Southeast Missouri Little Rock																				
Southeast Missouri Murray State																				
Southeast Missouri Southern Indiana																				
Southeast Missouri Southern Indiana																				
Southeast Missouri Southern Indiana																				
Southeast Missouri Southern Illinois																				
Southeast Missouri Tennessee Tech																				
Southeast Missouri Tennessee Tech																				
Southeast Missouri Tennessee Tech																				
Southeast Missouri Morehead State																				
Southeast Missouri Morehead State																				
Southeast Missouri Morehead State																				
Southeast Missouri Southern Illinois																				
Southeast Missouri Lindenwood																				
Southeast Missouri Lindenwood																				
Southeast Missouri Lindenwood																				
Southeast Missouri Murray State																				
Southeast Missouri Kansas State																				
Southeast Missouri Kansas State																				
Southeast Missouri Kansas State																				
Southeast Missouri Middle Tennessee																				
Southeast Missouri UT Martin																				
Southeast Missouri UT Martin																				
Southeast Missouri UT Martin																				
Southeast Missouri Eastern Illinois																				
Southeast Missouri Eastern Illinois																				
Southeast Missouri Eastern Illinois																				

SOUTHEAST MISSOURI BASEBALL // STATISTICS



Game-by-Game Pitching

Opponent	IP	H	R	ER	BB	SO	2B	3B	HR	WP	BK	HBP	DP	IBB	Score	W-L	SV	ERA
Southeast Missouri	9.0	8	3	3	2	10	2	1	2	0	0	1	1	0	11-3	1-0	0	3.00
Central Arkansas	9.0	13	11	5	6	9	6	0	0	0	0	1	0	0	3-11	0-1	0	5.00
Southeast Missouri	8.0	9	3	3	1	9	3	0	0	0	0	1	0	0	0-3	1-1	0	3.18
Central Arkansas	9.0	3	0	0	2	11	0	0	0	0	0	0	0	0	3-0	1-1	1	2.50
Southeast Missouri	8.0	16	13	13	3	4	4	2	2	3	0	1	1	0	4-13	1-2	0	6.84
Central Arkansas	9.0	2	4	4	7	9	1	0	0	1	1	3	0	0	13-4	2-1	1	3.00
Southeast Missouri	8.0	10	8	7	1	3	2	0	3	1	1	4	2	0	3-8	1-3	0	7.09
Middle Tennessee	9.0	5	3	3	0	3	1	0	2	1	0	0	0	0	8-3	3-1	2	3.00
Southeast Missouri	6.0	5	3	2	0	3	0	0	0	0	0	1	1	0	0-3	1-4	0	6.45
Abilene Christian	7.0	1	0	0	1	9	0	0	0	0	0	0	1	0	3-0	4-1	2	2.51
Southeast Missouri	7.0	7	2	2	5	6	1	0	1	0	0	0	0	0	23-2	2-4	0	5.87
Abilene Christian	7.0	21	23	23	3	6	3	1	4	4	0	5	0	0	2-23	4-2	2	6.30
Southeast Missouri	6.2	9	7	7	3	3	0	0	3	0	1	2	1	1	4-7	2-5	0	6.32
Abilene Christian	7.0	5	4	4	1	6	0	0	3	2	0	3	2	0	7-4	5-2	2	6.16
Southeast Missouri	8.0	10	5	5	2	13	0	0	0	2	0	2	0	0	4-5	2-6	0	6.23
Abilene Christian	9.0	7	4	4	4	7	0	1	0	1	0	5	1	0	5-4	6-2	2	5.86
Southeast Missouri	9.0	16	14	14	8	4	1	0	2	0	0	0	1	0	8-14	2-7	0	7.23
Evansville	9.0	7	8	8	10	8	0	0	2	2	0	2	1	0	14-8	7-2	2	6.12
Southeast Missouri	9.0	8	3	3	1	5	2	0	1	0	0	1	1	0	1-3	2-8	0	6.75
Milwaukee	9.0	7	1	1	1	1	10	0	1	1	0	0	1	0	3-1	6-2	1	1.00
Southeast Missouri	9.0	9	5	4	5	4	3	0	0	1	0	1	0	0	6-5	3-8	1	6.47
Milwaukee	8.0	12	6	5	5	8	2	0	0	0	1	2	1	1	5-6	6-3	0	5.63
Southeast Missouri	9.0	14	7	6	1	3	3	0	1	0	0	0	0	0	13-7	4-8	1	6.42
Milwaukee	8.0	14	13	13	4	8	2	0	3	4	0	3	0	0	7-13	6-4	0	14.63
Southeast Missouri	9.0	11	8	6	3	4	0	1	1	1	0	2	0	0	3-8	4-9	0	6.00
Indiana State	9.0	6	3	3	4	7	2	0	1	1	0	1	0	0	8-3	3-8	0	3.00
Southeast Missouri	9.0	9	7	7	6	9	4	0	1	3	0	2	0	0	4-7	4-10	0	7.00
Indiana State	9.0	7	4	3	8	8	0	0	0	1	0	0	0	0	7-4	4-8	0	3.00
Southeast Missouri	9.0	4	0	0	1	11	2	0	0	0	0	1	0	0	8-0	5-10	0	0.00
Butler	8.0	8	8	4	5	8	3	0	1	3	0	4	0	0	0-8	2-12	0	4.50
Southeast Missouri	9.0	5	2	1	5	11	0	0	1	1	0	2	0	0	7-2	6-10	0	1.00
Butler	8.0	10	7	7	3	9	1	0	3	0	0	0	0	0	2-7	2-13	0	7.88
Southeast Missouri	9.0	5	1	0	4	11	1	0	0	0	0	0	0	0	2-1	7-10	0	0.00
Butler	8.0	4	2	2	3	7	0	0	0	0	0	1	0	1	1-2	2-14	0	2.25
Southeast Missouri	8.0	9	11	10	6	8	2	1	2	2	0	1	0	0	1-11	7-11	0	11.25
Missouri State	9.0	7	1	1	2	14	1	0	0	0	0	4	0	0	11-1	10-5	0	1.00
Southeast Missouri	9.0	11	7	7	2	5	4	0	2	1	0	0	0	0	3-7	7-12	0	7.00
Missouri State	9.0	8	3	2	3	9	2	0	0	3	0	1	0	0	7-3	11-5	0	2.00
Southeast Missouri	9.0	7	3	3	2	11	2	1	0	2	0	0	0	0	10-3	8-12	0	3.00
Western Illinois	8.0	11	10	10	6	6	3	0	1	1	0	0	0	0	3-10	3-14	0	11.25
Southeast Missouri	9.0	4	0	0	2	7	1	0	0	0	0	1	0	0	4-0	9-12	1	0.00
Western Illinois	8.0	6	4	2	2	6	0	0	0	3	1	2	0	0	0-4	3-15	0	2.25
Southeast Missouri	14.0	14	7	4	5	10	2	1	0	0	0	1	0	0	8-7	10-12	0	2.57
Western Illinois	13.1	12	8	7	11	8	2	0	0	2	0	1	0	0	7-8	3-16	0	4.73
Southeast Missouri	6.0	11	12	10	3	9	3	0	1	1	0	0	0	0	2-12	10-13	0	5.35
Arkansas																		
Southeast Missouri	9.0	7	5	5	4	16	0	0	2	0	0	1	0	0	7-5	11-13	1	5.00
SIU Edwardsville	9.0	8	7	7	5	10	3	0	0	0	0	2	1	0	5-7	13-7	0	7.00
Southeast Missouri	8.0	8	5	5	4	11	3	0	2	1	0	1	0	0	4-5	11-14	0	5.63
SIU Edwardsville	9.0	7	4	4	5	5	1	0	0	0	0	2	0	0	5-4	14-7	1	4.00
Southeast Missouri	9.0	7	4	4	4	9	2	0	1	1	0	0	0	0	8-4	12-14	0	4.00
SIU Edwardsville	9.0	8	8	8	3	13	1	0	3	1	0	3	0	0	4-8	14-8	0	8.00
Southeast Missouri																		
Evansville																		
Southeast Missouri																		
Little Rock																		
Southeast Missouri																		
Little Rock																		



Game-by-Game Pitching

Opponent	IP	H	R	ER	BB	SO	2B	3B	HR	WP	BK	HBP	DP	IBB	Score	W-L	SV	ERA
Southeast Missouri																		
Little Rock																		
Southeast Missouri																		
Murray State																		
Southeast Missouri																		
Southern Indiana																		
Southeast Missouri																		
Southern Indiana																		
Southeast Missouri																		
Southern Indiana																		
Southeast Missouri																		
Southern Illinois																		
Southeast Missouri																		
Tennessee Tech																		
Southeast Missouri																		
Tennessee Tech																		
Southeast Missouri																		
Tennessee Tech																		
Southeast Missouri																		
Morehead State																		
Southeast Missouri																		
Morehead State																		
Southeast Missouri																		
Morehead State																		
Southeast Missouri																		
Southern Illinois																		
Southeast Missouri																		
Lindenwood																		
Southeast Missouri																		
Lindenwood																		
Southeast Missouri																		
Lindenwood																		
Southeast Missouri																		
Murray State																		
Southeast Missouri																		
Kansas State																		
Southeast Missouri																		
Kansas State																		
Southeast Missouri																		
Kansas State																		
Southeast Missouri																		
Middle Tennessee																		
Southeast Missouri																		
UT Martin																		
Southeast Missouri																		
UT Martin																		
Southeast Missouri																		
UT Martin																		
Southeast Missouri																		
Eastern Illinois																		
Southeast Missouri																		
Eastern Illinois																		
Southeast Missouri																		
Eastern Illinois																		

SOUTHEAST MISSOURI BASEBALL // STATISTICS



Southeast Missouri's Record

Overall	12-14
At Home.....	8-5
On the Road	4-9
At Neutral Sites.....	0-0
Against Non-OVC Opponents.....	10-13
Against OVC Opponents.....	2-1
In Home OVC Games.....	0-0
In Away OVC Games	2-1
vs. Ranked Teams.....	0-1
In February.....	2-6
In March	10-8
In April	0-0
In May	0-0
On Mondays	0-0
On Tuesdays	0-4
On Wednesdays	0-3
On Thursdays	0-0
On Fridays	3-0
On Saturdays.....	5-4
On Sundays.....	4-3
In Day Games	12-14
In Night Games	0-0
In Extra Inning Games.....	1-0
When Redhawks Score First.....	10-3
When Opponents Score First	2-11
vs. Left-Handed Starter.....	3-2
vs. Right-Handed Starter.....	9-12
In 1-Run Games.....	3-1
In 2-Run Games.....	1-1
In 5+ Run Games	6-6
Shutouts	2-2
When Leading After Six Innings.....	9-1
When Trailing After Six Innings	3-12
When Tied After Six Innings.....	0-1
When Redhawks Starter Goes 6 or more Innings	4-1
When Redhawks Get 10 or more Hits	7-0
When Redhawks Outhit Opponents	9-0
When Redhawks Get Outhit	2-14
When Hits are Tied	1-0
When Scoring 0-2 Runs	1-5
When Scoring 3-5 Runs	1-8
When Scoring 6-9 Runs	6-1
When Scoring 10+ Runs.....	4-0
When Opponents Score 0-2 Runs	5-0
When Opponents Score 3-5 Runs	5-5
When Opponents Score 6-9 Runs	2-5
When Opponents Score 10+ Runs	0-4
Without Hitting a Home Run.....	6-8
When Hitting 1 Home Run.....	2-3
When Hitting 2+ Home Runs	4-3
Committing 0 Errors	5-4
Committing 1 Error	5-5
Committing 2+ Errors.....	2-5

Honors & Awards

Preseason All-OVC

Brett Graber, OF

Jevon Mason, OF

Kyle Miller, RHP

OVC Player of the Week

Josh Cameron, OF, Feb. 27

OVC Co-Pitcher of the Week

Haden Dow, Mar. 12

OVC Pitcher of the Week

Payton Lawrence, Mar. 21

SEMO Walk-Off Hits

-

Opponent Walk-Off Hits

Maddox Miesse (Abilene Christian), grand slam,
2 outs, B7, Feb. 26

SEMO Grand Slams

Carlos Aranda, B3, vs. Evansville, Mar. 1