



OVC CHAMPS 2000 NCAA TOURNEY 2000

SCHEDULE

November (5-3)

7	at South Florida	ESPN+	W, 64-61
12	Lyon College	ESPN+	W, 83-46
16	at Evansville	ESPN+	W, 67-61
19	at Bradley	ESPN+	L, 60-73
22	William Woods	ESPN+	W, 87-49
26	vs. Boston !		W, 63-52
27	vs. UC Davis !		L, 71-73
28	at Milwaukee !	ESPN+	L, 68-84

December (1-6, 1-1 OVC)

4	at Missouri	SECN+	L, 89-96
7	Purdue Fort Wayne	ESPN+	L, 68-89
14	at Arkansas State		L, 61-68
17	at Iowa	BTN	L, 75-106
21	Southern Illinois	ESPN+	L, 68-70
29	at Southern Indiana*	ESPN+	L, 81-86
31	SIU Edwardsville*	ESPN+	W, 82-73

January (6-2, 6-2 OVC)

5	at UT Martin*	ESPN+	L, 82-87
7	at Little Rock*	ESPN+	W, 74-68
12	Lindenwood*	ESPN+	W, 94-71
14	at Morehead State*	ESPN+	W, 91-86
19	UT Martin*	ESPN+	L, 60-80
21	Tennessee Tech*	ESPN+	W, 84-77 ^{2OT}
26	Tennessee State*	ESPN+	W, 92-75
28	at Eastern Illinois*	ESPN+	W, 79-68

February (3-5, 3-5 OVC)

2	Little Rock*	ESPN+	W, 99-98
4	at Tennessee Tech*	ESPN+	L, 80-82
9	at Tennessee State*	ESPN+	L, 65-85
11	Morehead State*	ESPN+	L, 59-65
16	Eastern Illinois*	ESPN+	W, 78-64
18	Southern Indiana*	ESPN+	W, 85-80
23	at Lindenwood*	ESPN+	L, 102-105 ^{2OT}
25	at SIU Edwardsville*	ESPN+	L, 78-93

March (1-0)

1	vs. #8 Lindenwood	First Round	W, 84-65
2	vs. #4 Tennessee State	Quarterfinals	6:30 p.m.
3	OVC Tournament	Semifinals	Evansville, Ind.
4	OVC Tournament	Championship	Evansville, Ind.

All games broadcast live on the radio at Real Rock 99.3 FM. All times Central and Subject to Change; Home Games in **Bold**; * - Denotes OVC Game ! - Cream City Classic (Milwaukee, Wis.)



Southeast Missouri or SEMO

is the preferred reference for Southeast Missouri State University athletic teams. Southeastern Missouri State is **NOT** an acceptable reference.



SOUTHEAST MISSOURI BASKETBALL

SEMOredhawks.com // @SEMOMBB

Contact: Jeff Honza, Associate AD Strategic Communications // Office: (573) 651-2933 // redhawk1@me.com

GAME 33 // #5 SOUTHEAST MISSOURI vs. #4 TENNESSEE STATE

Mar. 2, 2023 (Quarterfinals) // 6:30 p.m., CT // Ford Center (11,000) // Evansville, Ind. // Series: TSU leads, 29-28
Listen: Real Rock 99.3 FM // Watch: ESPN+ // Live Stats: OVCSports.com // Twitter: @SEMOMBB



16-16
10-8 OVC

#5 SEMO REDHAWKS

Head Coach Brad Korn
Career Record (Yrs.) 41-50 (3)
Record at SEMO (Yrs.) 41-50 (3)
OVC Record 27-28



18-13
10-8 OVC

#4 TENNESSEE STATE TIGERS

Head Coach Brian "Penny" Collins
Career Record (Yrs.) 64-85 (5)
Record at TSU (Yrs.) 64-85 (5)
OVC Record 36-56

// Redhawks Face #4 Tennessee State

#5 Southeast Missouri (16-16) moves on to face #4 Tennessee State (18-13) in the Ohio Valley Conference Tournament Quarterfinals Thursday. Tip-off is set for 6:30 p.m., CT at the Ford Center in Evansville, Indiana.

// Follow the Redhawks

Fans can listen live on the radio at Real Rock 99.3 FM. Erik Sean will be on the call. Video can be accessed at ESPN+. Live stats are available at OVCSports.com and Twitter updates will be provided @SEMOMBB.

// Series History

Tennessee State holds a slight 29-28 lead in the all-time series between the teams. Southeast Missouri won five of the last seven games of the series. SEMO and TSU split their season series with each team winning at home. The Redhawks beat the Tigers, 92-75, in Cape Girardeau on Jan. 26 and the Tigers beat the Redhawks, 85-65, in Nashville on Feb. 9.

// Down to Six

The 2023 Ohio Valley Conference Tournament field is down to six teams following Wednesday's first round action. Each of the tournament's top six seeds remain, including #1 Morehead State, #2 Tennessee Tech, #3 UT Martin,

#4 Tennessee State, #5 Southeast Missouri and #6 SIU Edwardsville. SEMO eliminated #8 Lindenwood and SIUE bounced #7 Southern Indiana from the tournament Wednesday.

// Third-Straight OVC Tournament

Southeast Missouri is in the Ohio Valley Conference Tournament for the third year in a row under Head Coach Brad Korn. Korn has taken the Redhawks to the league's postseason tournament all three of his seasons as head coach. In his first year at the SEMO helm, Korn led the Redhawks to their first OVC Tournament in five years during the 2020-21 campaign. The last time SEMO made three-straight OVC Tournament appearances was 2013-15.

// Another OVC Tournament Win for Korn

Wednesday's first round 84-65 win over #8 Lindenwood gave Head Coach Brad Korn his second Ohio Valley Conference Tournament victory. Korn is now 2-2 all-time at the league's postseason tournament. He picked up a win at the event in two-straight seasons.

// 18th OVC Tournament Berth

This year marks the Redhawks 18th trip to the Ohio Valley Conference Tournament in program history. Southeast Missouri



2022-23 SOUTHEAST MISSOURI BASKETBALL NOTES

OVC TOURNAMENT QUARTER FINALS // MAR. 2

made the league's postseason event in 1997, 1998, 1999, 2000, 2001, 2002, 2003, 2005, 2007, 2011, 2012, 2013, 2014, 2015, 2017, 2021, 2022 and 2023. SEMO is 13-16 all-time in the OVC Tournament. The Redhawks won their only OVC Tournament title and made their only NCAA Tournament appearance in 2000. The Redhawks have been in the championship game twice (1999, 2000) and the semifinals on four occasions (1999, 2000, 2005, 2022).

// #5 Seed

Southeast Missouri is the #5 seed in the Ohio Valley Conference Tournament for the fifth time in its program history. SEMO was also the #5 seed in the 1998, 2001, 2012 and 2017 tournaments. The Redhawks hold a 3-4 OVC Tournament record as the #5 seed.

// Records vs. Seeds

Here is how Southeast Missouri has fared against all seeds in the Ohio Valley Conference Tournament.

vs. #1 Seed.....	1-3
vs. #2 Seed.....	0-4
vs. #3 Seed.....	2-4
vs. #4 Seed.....	0-4
vs. #5 Seed.....	1-1
vs. #6 Seed.....	2-0
vs. #7 Seed.....	4-0
vs. #8 Seed.....	3-0

// Against This Year's Field

Southeast Missouri is a combined 7-8 against the other seven teams that completed this year's Ohio Valley Conference Tournament. SEMO split its season series with Morehead State, Southern Indiana, SIU Edwardsville, Tennessee Tech and Tennessee State going 1-1 in all those instances. The Redhawks lost both of their games against UT Martin and went 2-1 vs. Lindenwood.

// OVC Tournament Experience

Three players, including Chris Harris, Dylan Branson and Nate Johnson are experiencing the Ohio Valley Conference Tournament for the third year in a row. Meanwhile, Phillip Russell is in his second-straight trip to the league's postseason tournament. Israel Barnes, Josh Earley, Aquan Smart, Evan Eursher, Tevin Goins, Josh Mitchell, Mason Hanback and Adam Larson are at the OVC Tournament for the first time.

// Same Quarterfinal Matchup, Different Year

Southeast Missouri will face Tennessee State in the Ohio Valley Conference Tournament Quarterfinals for the second year in a row. SEMO, then seeded #4, eliminated then #5 TSU, 79-55, in 2022. The Redhawks are 2-0 all-time against the Tigers in the OVC Tournament.

// It's Going to be Physical

The last time Southeast Missouri and Tennessee State met was on Feb. 9. That game resulted in a combined 54 personal and 11 technical fouls between the teams. The Tigers came away with a 85-65 win and committed seven of the technical fouls. Meanwhile, SEMO had four

players foul out in a regulation game that went nearly three hours.

// Strong Start

The Redhawks started the Ohio Valley Conference Tournament with a win for the second year in a row when the beat #8 Lindenwood Wednesday. In 2022, Southeast Missouri, then seeded #4, beat Tennessee State, 79-55, in the quarterfinals before falling to eventual tournament champion Murray State, 71-67, in the semifinals. SEMO last won its first OVC Tournament game in two-straight seasons during the 2013 and 2014 campaigns. The Redhawks won first-round games in each of those years.

// OVC Tournament Titles

Of the teams in this year's Ohio Valley Conference Tournament, Morehead State, Tennessee State, Tennessee Tech and Southeast Missouri have won the league's postseason championship. MSU leads the conference with five OVC Tournament titles and TSU is second with two. TTU and SEMO have each won the event one time.

// Let's Get Going

Southeast Missouri put an end to a two-game losing skid when it defeated #8 Lindenwood, 84-65, Wednesday. SEMO

2022-23 OVC Standings (as of Mar. 1)

	OVC					Overall					
	Record	Pct.	Home	Away	Streak	Record	Pct.	Home	Away	Neutral	Streak
Morehead State	14-4	.778	8-1	6-3	W5	21-10	.677	14-2	7-8	0-0	W5
Tennessee Tech	11-7	.611	7-2	4-5	W2	15-16	.484	11-5	4-11	0-0	W2
Tennessee State	10-8	.556	6-3	4-5	L1	18-13	.581	13-4	4-8	1-1	L1
UT Martin	10-8	.556	7-2	3-6	L2	18-13	.581	14-2	4-11	0-0	L2
Southeast Missouri	10-8	.556	7-2	3-6	L2	16-16	.500	9-4	5-11	2-1	W1
SIUE	9-9	.500	5-4	4-5	W1	19-13	.594	9-5	7-8	3-0	W2
Southern Indiana	9-9	.500	5-4	4-5	W1	16-16	.500	10-4	5-11	1-1	L1
Lindenwood	6-12	.333	5-4	1-8	W2	11-21	.344	9-4	2-14	0-3	L1
Little Rock	6-12	.333	4-5	2-7	L1	10-21	.323	8-5	2-16	0-0	L1
Eastern Illinois	5-13	.278	4-5	1-8	L4	9-22	.290	6-9	3-12	0-1	L4

! - OVC regular-season champion; # - OVC Tournament participant

2022-23 SOUTHEAST MISSOURI BASKETBALL NOTES

OVC TOURNAMENT QUARTERFINALS // MAR. 2



had dropped five of eight games prior to that victory.

// 10 OVC Wins

With its 85-80 victory over Southern Indiana (Feb. 18), Southeast Missouri picked up its 10th Ohio Valley Conference win of the season. It is the first time in 23 years where SEMO recorded 10 or more conference wins in a season. The Redhawks last went 14-4 during the 1999-2000 campaign. Overall, it is just the fourth time SEMO won 10 or more OVC games in a season in program history. The Redhawks also went 10-8 in 1997-98, 15-3 in 1998-99 and 14-4 in 1999-00. SEMO finished conference play with a 10-8 mark.

// Approach the Bench

Josh Earley and Evan Eursher gave Southeast Missouri a big lift off the bench to help Southeast Missouri to its first-round Ohio Valley Conference Tournament win over Lindenwood (Mar. 1). Earley scored 14 points and grabbed 12 rebounds for the second double-double of his career, while Eursher dropped in a season-high 13 points. Both Earley and Eursher played 21 minutes.

// Winning OVC Record

For the eighth time in program history, the Redhawks claimed a winning season in Ohio Valley Conference play. Southeast Missouri's 10-8 record assured its

first OVC winning campaign since 2016-17 (9-7).

// Nice Work Underneath

Southeast Missouri never trailed for the final 21:34 of its win over #8 Lindenwood (Mar. 1). SEMO man-handled LU on the boards for a 50-34 (+16) advantage. The Redhawks had 17 offensive rebounds and outscored the Lions, 17-0, in second-chance points. Josh Earley had 12 rebounds, while Dylan Branson and Nate Johnson followed with seven and six, respectively.

// Overtime Games

Southeast Missouri played its second overtime game of the season at Lindenwood (Feb. 23). SEMO also went double overtime with Tennessee Tech on Jan. 21. That game resulted in a 84-77 home win for the Redhawks.

// Season-High 102 Points

The Redhawks scored a season-high 102 points in their latest game at Lindenwood (Feb. 23). Three players, including Chris Harris (36), Aquan Smart (22), and Israel Barnes (20) scored 20 or more points. Interestingly enough, Southeast Missouri last scored over 100 points in a game during a 102-66 win over Quincy on Nov. 12, 2018.

2022-23 Stats Comparison

SEMO	TSU
16-16.....Record	18-13
10-8.....Conference Record.....	10-8
77.3.....Points Per Game.....	77.9
76.1.....Opp. Points Per Game.....	74.5
+1.2.....Scoring Margin.....	+3.4
.436.....Field Goal Percentage.....	.451
.452.....Opp. Field Goal Percentage.....	.438
.325.....3-Point Field Goal Percentage.....	.354
.353.....Opp. 3-Point Field Goal Percentage.....	.343
.706.....Free Throw Percentage.....	.695
.692.....Opp. Free Throw Percentage.....	.741
34.6.....Rebounds Per Game.....	35.9
35.6.....Opp. Rebounds Per Game.....	35.7
-1.0.....Rebounding Margin.....	+0.2
13.9.....Assists Per Game.....	13.4
13.2.....Turnovers Per Game.....	12.5
+1.8.....Turnover Margin.....	+1.1
3.1.....Blocks Per Game.....	3.3
6.9.....Steals Per Game.....	5.8



2023 OVC Tournament

Wednesday, March 1 (First Round)

Game 1 - #5 Southeast Missouri 84, #8 Lindenwood 65
Game 2 - #6 SIUE 68, #7 Southern Indiana 54

Thursday, March 2 (Quarterfinals)

Game 3 - #4 Tennessee State vs. #5 Southeast Missouri, 6:30 p.m. ^{ESPN+}
Game 4 - #3 UT Martin vs. #6 SIUE, 9 p.m. ^{ESPN+}

Friday, March 3 (Semifinals)

Game 5 - #1 Morehead State vs. Game 3 Winner, 7 p.m. ^{ESPN}
Game 6 - #2 Tennessee Tech vs. Game 4 Winner, 9:30 p.m. ^{ESPN2}

Saturday, March 4 (Championship)

Game 7 - Semifinal Winners, 7 p.m. ^{ESPN2}

All Times Central

Southeast Missouri Probable Starters



1

Phillip Russell
G / 5-10 / 165 / So.
St. Louis, Mo.



3

Aquan Smart
G / 6-3 / 175 / So.
Evanston, Ill.



5

Chris Harris
G / 6-3 / 205 / Sr.
Antioch, Ill.



14

Nate Johnson
F / 6-9 / 250 / Sr.
Broward County, Fla.



33

Dylan Branson
F / 6-5 / 220 / So.
St. Louis, Mo.



2022-23 SOUTHEAST MISSOURI BASKETBALL NOTES

OVC TOURNAMENT QUARTERFINALS // MAR. 2

// Harris Springs for Career-High 36

Points

Chris Harris became the second Redhawk to score over 30 points in a game this season when he finished with a career-high 36 at Lindenwood (Feb. 23). Harris shot 11-of-13 from the field and made a career-best 13 free throws. His 36 points are second-most to Phillip Russell in a game this season. Russell scored 37 points on two occasions.

// Smart Nabs New Career-High

Aquan Smart put up a new career-high 22 points at Lindenwood (Feb. 23). Smart shot 8-of-14 from the field, made three 3-pointers and went 3-of-6 at the free throw line. He also dished out four assists and had four steals. Smart scored over 20 points for the first time as a Redhawk.

// Welcome to the Club

Chris Harris, Southeast Missouri's second-leading scorer with 14.6 points a game, recently went over 1,000 career points when he scored 20 vs. Southern Indiana (Feb. 18). Harris now has 1,076 points and is the 25th member of SEMO's 1,000-point club.

// Another Countdown to 1,000

Phillip Russell, who leads the Redhawks with 549 points and an 18.2 points per game average this season, has 948 points in his career. Russell needs 52 more to join Southeast Missouri's 1,000-point club.

// Top Two Scorers Battle Again

The Ohio Valley Conference's top two scorers will go head-to-head again Thursday. Tennessee State's Jr. Clay leads the league with 18.8 points per game and Southeast Missouri's Phillip Russell is close behind with 18.2. Combined, Clay scored 49 points and Russell scored 44 in the first two games between the teams this season.

// Harris Goes for 20 or More

Chris Harris scored 20 or more points in each of his last three starts. Harris scored 20 points vs. Southern Indiana (Feb. 18) and at SIU Edwardsville (Feb. 25), and dropped in a career-high 36 at Lindenwood (Feb. 23). He increased his scoring average from 13.8 to 14.7 points per game during that stretch.

// Senior Farewell

Seniors Israel Barnes, Nate Johnson and Chris Harris all played their final home game at Southeast Missouri when the Redhawks beat Southern Indiana, 85-80, on Feb. 18. Barnes and Harris each scored double figures with 12 and 20 points, respectively.

// OVC Second-Leading Scorer

Southeast Missouri has second-leading scorer in the Ohio Valley Conference. Phillip Russell is averaging 18.2 points per game through 30 starts. He went over 500 points (547) this season. He scored double figures in 29 of his 30 starts. Along the way, Russell had 20 or more points 10 times and 30 or more points on three occasions in 2022-23. His 547 points tie for 14th-most in a season in program history.

// Redhawks Wrap Up Home Slate

Southeast Missouri finished with a 9-4 record at the Show Me Center with wins over Lyon College (83-46, Nov. 12), William Woods (87-49, Nov. 22), SIU Edwardsville (82-73, Dec. 31), Lindenwood (94-71, Jan. 12), Tennessee Tech (84-77 2OT, Jan. 21), Tennessee State (92-75, Jan. 26), Little Rock (99-98, Feb. 2), Eastern Illinois (78-64, Feb. 16) and Southern Indiana (85-80, Feb. 18), and losses to Purdue Fort Wayne (89-68, Dec. 7), Southern Illinois (70-68, Dec. 21), UT Martin (80-60, Jan. 19) and Morehead State (65-59, Feb. 11). SEMO scored over 80 points in nine of its 13 home contests. SEMO's nine wins are presently the most home victories in a season under Head Coach Brad Korn.

// 2022-23 Honors & Awards

Preseason All-OVC

Chris Harris, G
Phillip Russell, G

OVC Player of the Week

Israel Barnes, G, Dec. 5
Phillip Russell, G, Jan. 16
Phillip Russell, G, Feb. 6

OVC Newcomer of the Week

Kobe Clark, F, Nov. 21
Israel Barnes, G, Dec. 5



// Season-High Free Throws

The Redhawks made a season-high 31 free throws in their win over Southern Indiana (Feb. 18). Southeast Missouri shot 31-of-40 at the charity stripe. It was the most free throws SEMO made in a game since shooting 40-of-51 vs. Tennessee State on Jan. 2, 2021.

// Balanced Effort

Eight different Redhawks got in the scoring column during Southeast Missouri's win over Eastern Illinois (Feb. 16). Aquan Smart matched a career-high 14 points to lead the way. Dylan Branson followed with 12 points, while Phillip Russell added 11 and Nate Johnson pitched in 10. SEMO also forced 20 turnovers and assisted 17 of its 28 made field goals.

// Hanback Steps Up

Mason Hanback scored a season-high eight points in seven minutes off the bench against Eastern Illinois (Feb. 16). Hanback did not miss a field goal going a perfect 4-of-4.

// 37 Again

For the second time this season, Phillip Russell tied Southeast Missouri's NCAA Division I single-game record when he poured in 37 points at Tennessee Tech (Feb. 4). Russell is one of only six players in the nation to score 37 or more points in a game twice. Drew Pember (UNC Asheville), Jalen Cone (Northern Arizona), Antoine Davis (Detroit Mercy), Josh Cohen (Saint Francis) and James Bishop (George Washington) are the others.

// Second OVC Player of the Week Honor

Phillip Russell picked up his second Ohio Valley Conference Player of the Week honor on Feb. 6. A native of St. Louis, Russell had another huge week, this time averaging 33 points and nine assists in two games. He started the week by scoring 37 points in a 99-98 win over Little Rock (Feb. 2) to tie SEMO's NCAA Division I single-game scoring record for the second time this year. Russell made 9-of-16 field

goals, made four 3-pointers and made 15-of-18 free throws to go along with a career-high 10 assists against the Trojans. Two days later, he scored 29 points, including 22 in the second half at Tennessee Tech (Feb. 4). Russell had eight assists, buried four 3-pointers and made 9-of-10 field goals. In addition, he made three free throws to tie the game with five seconds left against the Golden Eagles. Lindenwood's Keenon Cole (Newcomer) and Tommie Williams (Co-Freshman), and Eastern Illinois' Cameron Haffner (Co-Freshman) rounded out the week's honorees.

// Comeback Bid Falls Short at Tennessee Tech

Southeast Missouri trailed by 17 points with 15:46 left to play in the second half before coming all the way back to tie it game at Tennessee Tech (Feb. 4). Phillip Russell was fouled behind the 3-point line and made three free throws to tie the game at 80-80 with five seconds remaining. Brett Thompson, who fouled Russell on the play, then made the game-winning shot at the buzzer.

// How Sweep it Is

The Redhawks posted two series sweeps of Ohio Valley Conference opponents this season. Southeast Missouri swept both Eastern Illinois and Little Rock in two games this season. The Panthers and Trojans are the teams not in the OVC Tournament this year.

// He Did That Twice?!!

For the second time this season, Phillip Russell tied Southeast Missouri's NCAA Division I single-game scoring record of 37 points. Russell recently dropped in 37 points and had a career-high 10 assists for only the second double-double of his career vs. Little Rock (Feb. 2). He shot 9-of-16 from the field, buried four 3-pointers and made 15-of-18 free throws. Russell averaged a point per minute in his 37 minutes of action.

// 30-Point Threat

Phillip Russell scored 30 or more points for an Ohio Valley Conference high third time this season when he finished with 37 against Little Rock (Feb. 2). Russell has scored 30 or more in three of his last six starts. He also dropped in 37 at Morehead State (Jan. 14) and 30 vs. Tennessee State (Jan. 26). Russell scored 30 or more points a total of four times in his career.

// Scoring in Bunches

Phillip Russell scored over 20 points a total of 10 times this season. Three of his starts resulted in 30 or more points. Russell scored double figures in 29 of his 30 games. He has sixteen 20-plus point games in his career. Additionally, Russell registered the first point-assist double-double of his career with 37 points and 10 assists vs. Little Rock (Feb. 2). Overall, it was his second double-double in a Redhawk uniform.

// What a Month!

The Redhawks wrapped up January with a 6-2 record after taking down Eastern Illinois (Jan. 28), 79-68, on the road. Southeast Missouri's strong January push put the Redhawks in a first-place tie at the top of the Ohio Valley Conference standings. SEMO scored over 80 points five times and went 3-1 on the road in January contests. It is the best January record in three years under Head Coach Brad Korn. SEMO has finished with a .500 or winning record in January each of Korn's first three seasons as the Redhawks head coach.

// On the Road

Southeast Missouri has five true road wins this season. SEMO finished the regular-season with a 5-11 record on the road.

// Russell Dominates

Phillip Russell put together a strong week once again leading Southeast Missouri to a pair of wins. Russell averaged 24.5 points and 7.5 assists to guide the Redhawks to victories over Tennessee



2022-23 SOUTHEAST MISSOURI BASKETBALL NOTES

OVC TOURNAMENT QUARTERFINALS // MAR. 2

State (Jan. 26) and Eastern Illinois (Jan. 28). He scored 30 points, shot 8-of-15 from the field, buried four 3-pointers and finished with a season-high nine assists to help SEMO overcome an early 16-point deficit against the Tigers. Two days later, Russell led the Redhawks with 19 points at EIU. For the week, he shot 52.7 percent (12-of-23) from the field, made seven 3-pointers, shot 85.7 percent (18-of-21) at the free throw line and dished out 15 assists.

// Russell Clears 200 Career Assists

Phillip Russell went over 200 assists in his career against Eastern Illinois (Jan. 28). Russell officially reached the mark with his third assist of the game at the 11:00 mark in the first half. Russell has 243 assists in his career.

// Seventh-Most Threes

The Redhawks have made 256 three-pointers through 32 games this season. That total ranks seventh all-time in Southeast Missouri's single-season history.

// Spreading it Around

Southeast Missouri put four players in double figures at Eastern Illinois (Jan. 28). Phillip Russell led the way with 19 points, while Israel Barnes and Adam Larson followed with 11 and Josh Earley chipped in 10. Barnes, Larson and Earley accounted for all 32 of SEMO's points off the bench. Three or more players have scored double figures a total of 18 games this season.

// Big Lift Larson

Adam Larson drained three 3-pointers and had three blocks in his recent 11-point effort at Eastern Illinois (Jan. 28). Larson finished with four field goals made in 21 minutes. He made three 3-pointers and scored nine points vs. Little Rock (Feb. 2). Larson scored double figures five times this year.

// Comeback Kids

Southeast Missouri pulled off its largest come-from-behind win when it overcame a 16-point deficit to beat Tennessee State (Jan. 26), 92-75. SEMO trailed, 17-1, a little over five minutes into the game. The Redhawks then outscored TSU, 49-31, and shot 51.5 percent (17-of-33) from the field in the second half to close out their victory. SEMO scored over 90 points for the third time in five games.

// Russell Drops in 30

For the second time this season and third in his career, Phillip Russell scored 30 points in a game. Russell finished with a game-high 30 points in his latest outing against Tennessee State (Jan. 26). He shot 8-of-15 from the field, buried four 3-pointers and made a near-perfect 10-of-11 free throws. Russell also dished out nine assists in 35 minutes. He also scored 37 at Morehead State (Jan. 21).

// Clark Out for Season

Forward Kobe Clark will miss the rest of the 2022-23 season with a knee injury. Clark initially suffered his season-ending injury during the second half of SEMO's game against UT Martin on Jan. 19. A native of St. Louis, Clark is the Redhawks top rebounder and shot blocker. He averaged 8.7 rebounds and accumulated 23 blocks in 19 games and 15 starts. Clark also ranked sixth on the team in scoring with 6.6 points per game and had 10 or more rebounds on seven occasions.

// First Career Double-Double for Harris

Chris Harris matched career-high 23 points and pulled down a career-best 11 rebounds to lead Southeast Missouri to its win over Tennessee Tech (Jan. 21). Harris shot 8-of-17 from the field and made four 3-pointers in his second 20-point effort in three games. It was SEMO's third double-double of the season.

// Redhawks Survive Double Overtime Thriller

The Redhawks, once ahead by 22 points, rallied late to pull off an 84-77 double overtime victory over then-Ohio Valley Conference co-leader Tennessee Tech (Jan. 21). Southeast Missouri scored the final six points of the second overtime period and outscored TTU, 14-7, in the last five minutes of the contest. It was the seventh time SEMO played an overtime game in three years under Head Coach Brad Korn. The Redhawks improved to 3-4 in those contests.

// Branson on the Boards

Dylan Branson posted a career-high 12 rebounds in his latest start vs. Tennessee Tech (Jan. 21). Branson had six offensive rebounds, six points, four assists and three steals, as well.

// Marginally Speaking

Southeast Missouri dominated Tennessee Tech on the glass and, as a result, matched its largest rebounding margin of the season at +17. SEMO outrebounded the Golden Eagles, 50-33, and held a 15-3 advantage on the offensive end. The 50 rebounds are the Redhawks most in a game this season and most since they outrebounded Eastern Illinois, 50-25, on Jan. 30, 2021.

// Russell Ties SEMO NCAA Division I Single-Game Record

Phillip Russell tied Southeast Missouri's NCAA Division I single-game scoring record when he dropped in 37 points at Morehead State (Jan. 14) and vs. Little Rock (Feb. 2). The 37 points are the most scored by an Ohio Valley Conference player this season. He tied Tyler Stone (37 points, at SIU Edwardsville, Feb. 6, 2014) for the program's top Division I single-game scoring mark.

// High Scoring Redhawks

The Redhawks scored 80 or more points in 11 of their 17 Ohio Valley Conference games. Southeast Missouri surpassed 90 points five times with a 92-75 win over



Tennessee State (Jan. 26), 94-71 win vs. Lindenwood (Jan. 12), 91-86 victory at Morehead State (Jan. 14), a 99-98 win over Little Rock (Feb. 2) and 105-102 loss at Lindenwood (Feb. 23). SEMO leads the OVC with 81.6 points per game in league play.

// OVC Single-Game High

Southeast Missouri shot an Ohio Valley Conference single-game high 63.6 percent (35-of-55) from the field in its 94-21 win over Lindenwood (Jan. 12). It is the best field goal percentage in three years under Head Coach Brad Korn. SEMO last shot over 60 percent in a OVC game vs. Tennessee Tech on Jan. 10, 2017. Two days after that, the Redhawks shot 58 percent (31-of-53) at Morehead State (Jan. 14).

// Russell Named OVC Player of the Week

Southeast Missouri point guard Phillip Russell picked up his first Ohio Valley Conference Player of the Week honor on Jan. 16. A native of St. Louis, Russell averaged 26.6 points, five assists and 1.5 steals to lead SEMO to a pair of victories. He shot 55.2 percent (16-of-29) from the field, 57.1 percent (8-of-14) from 3-point range and 86.7 percent (13-of-15) at the free throw line. He tied SEMO's NCAA Division I single-game scoring record with 37 points at Morehead State (Jan. 14). The 37 points are also most by any OVC player this year. Russell opened the week with 16 points vs. Lindenwood (Jan. 12). He has scored double figures in 18 games this season and surpassed 20 on six occasions. Eastern Illinois' Kinyon Hodges (Newcomer) and Tennessee Tech's Jerome Beya (Freshman) rounded out the week's honorees.

// Top of the OVC

Southeast Missouri led the Ohio Valley Conference in scoring (81.4 ppg) and turnover margin (+2.1) in league games. SEMO scored 80 or more points in 11 of its OVC contests. The Redhawks are also

forcing a league-high 14.8 turnovers a game in OVC action.

// About Tennessee State

Starting with its win over Southeast Missouri in Nashville on Feb. 9, Tennessee State has won four of six games. TSU is second in the Ohio Valley Conference in scoring (77.9 ppg) and field goal percentage (.451), and third in 3-pointers made (275). Jr. Clay is the league's top scorer with 18.8 points per game and Adong Makuoi leads the OVC in field goal percentage (.622). Clay also leads the conference with 5.6 assists per game.

// Russell Surpasses 100 Assists

Phillip Russell, who ranks second in the Ohio Valley Conference with 5.1 assists per game, recently went over 100 this year. Russell has a league-high 152 assists and has dished out five or more a total of 15 times in 2022-23. He had a career-high 10 assists against Little Rock (Feb. 2).

// Russell 19th Nationally in Free Throws

Phillip Russell ranks 19th in the nation in free throws made. Russell is 149-of-181 at the free throw line this season. His .823 free throw percentage is fifth in the Ohio Valley Conference.

// Barnes Nabs Game-High

Israel Barnes scored a game-high 20 points in his latest effort vs. Lindenwood (Jan. 12). Barnes came off the bench to shoot 9-of-12 from the field in 29 minutes. He scored 13 of his points in the first half alone. Barnes scored 20 or more points for the fourth time this season. He posted his sixth game with 10 or more points when he scored 10 vs. Tennessee Tech (Jan. 21).

// Big Game Branson

Dylan Branson notched a career-high 19 points to lead Southeast Missouri in its win at Little Rock (Jan. 7), SEMO's first meeting with the Trojans in over 20 years. Branson shot 7-of-12 from the field and scored 11 of his points in the second half.

It was his third double-digit effort in four games. Branson started 11-straight games for the Redhawks.

// Advantage SEMO

Southeast Missouri won the battle of the boards, 39-35, at Little Rock (Jan. 7). SEMO had been outrebounded in six-straight games prior to that matchup. The Redhawks outrebounded their opponent eight times this year. Most recently, SEMO posted its largest rebounding advantage of the season with a +17 (30-13) performance vs. Lindenwood (Jan. 12).

// Cutting Down the Turnovers

Southeast Missouri turned the ball over a season-low seven times at UT Martin (Jan. 5). Before that, the Redhawks had just eight miscues vs. SIU Edwardsville (Dec. 29). The seven turnovers against the Skyhawks are the fewest SEMO had in a game in three years under Head Coach Brad Korn.

// Harris is Rolling

Chris Harris is second on the team in scoring with 14.7 points per game through 31 games and 29 starts. He scored double figures in 19 of his last 22 contests and leads the Redhawks with 58 career double-digit scoring games.

// Winning the Second Half

For the 19th time this season, Southeast Missouri won the second half when it outscored Lindenwood, 45-30, on Mar. 1. SEMO is 13-6 in games where it outscores its opponent in the final 20 minutes. The Redhawks 58 points vs. Little Rock are their most in a second half through 31 games this year.

// 10 or More 3-Pointers

The Redhawks matched a season-high 13 three-pointers in their 87-82 loss to UT Martin (Jan. 5). Southeast Missouri has made 10 or more 3-pointers in nine games this year. SEMO is third in the Ohio Valley



2022-23 SOUTHEAST MISSOURI BASKETBALL NOTES

OVC TOURNAMENT QUARTERFINALS // MAR. 2

Conference with 246 threes through 30 games. The Redhawks 252 threes rank seventh-most in a season in program history.

// OVC Home-Openers

With its win over SIU Edwardsville (Dec. 31), Southeast Missouri evened its record to 15-15 in Ohio Valley Conference home-openers. It marked Brad Korn's second-straight OVC home opening win as the Redhawks head coach.

// 40-Minute Win

For the fourth time this season, Southeast Missouri led for the entire game en route to victory. SEMO led from start to finish in its latest 78-64 win over Eastern Illinois (Feb. 16). The Redhawks also led SIU Edwardsville (Dec. 31), Lyon College (Nov. 12) and William Woods (Nov. 22) for all 40 minutes of play.

// Battling Through It

Southeast Missouri played with a full roster just four times this season. SEMO had all 13 of its players active vs. SIU Edwardsville (Dec. 31), at Southern Indiana (Dec. 29), at UT Martin (Jan. 5) and vs. Lindenwood (Jan. 12). The Redhawks were short-handed in 16 games this year, at times playing with three or more inactive players. SEMO also used seven different starting lineups.

// Veteran Milestones

Chris Harris went over 100 three-pointers made and 200 rebounds in his career this season. Harris presently has 130 threes and 294 rebounds as a Redhawk. He went over 200 career assists (231) at UT Martin (Jan. 5), as well.

// Redhawks Drop OVC Opener

The Redhawks dropped their Ohio Valley Conference opener by a score of 86-81 to Southern Indiana on the road Thursday. Southeast Missouri fell behind by 23 points and outscored USI, 55-43, in the second half. The Redhawks comeback bid, however, came a bit too late as the Screaming Eagles hung on for their first OVC win in program

history. SEMO fell to 10-22 all-time in league openers.

// MVC Foes

Southern Illinois marked the third Missouri Valley Conference opponent Southeast Missouri played this season. SEMO went 1-2 against the MVC this year with a road win at Evansville (67-61, Nov. 16), road loss at Bradley (73-60, Nov. 19) and home loss to Southern Illinois (70-68, Dec. 21).

// Larson Delivers

In only his second career start, Adam Larson pitched in a career-high 19 points to lead the Redhawks at Arkansas State (Dec. 14). All five of Larson's field goals made were 3-pointers. He also went a perfect 4-of-4 at the free throw line en route to his third double-digit scoring game this season. Larson is third on the team with 35 three-pointers made.

// Three-Straight 20-Point Games

Israel Barnes had over 20 points in three consecutive contests prior to missing three contests due to illness. Barnes pitched in a season-high 23 vs. Purdue Fort Wayne (Dec. 7). Before that, he scored 21 at Missouri (Dec. 4) and 22 at Milwaukee (Nov. 28). Barnes raised his scoring average 10.8 points (4.0 to 14.8) during those three games alone.

// Multiple 20-Point Scorers

For the fifth time this season, Southeast Missouri had two or more 20-point scorers in a game. Chris Harris scored 36 points, Aquan Smart had 22 and Israel Barnes added 20 at Lindenwood (Feb. 23). Prior to that, Phillip Russell scored 29 points and Harris added 21 at Tennessee Tech (Feb. 4). Russell scored 37 points and Harris added 23 at Morehead State (Jan. 14). Russell scored 25 points and Israel Barnes had 23 vs. Purdue Fort Wayne (Dec. 7) and Russell had 26 points and Barnes finished with 21 at Missouri (Dec. 4). Russell (9), Barnes (5) and Harris (4) have accounted for 18 of SEMO's 20-point games this year.

// Barnes Named Both OVC Co-Player and Newcomer of the Week

Guard Israel Barnes was named Ohio Valley Conference Co-Player and Newcomer of the Week on Dec. 5. A native of Wichita, Kansas, Barnes recorded back-to-back 20-point performances last week. He averaged 21.5 points and four rebounds in two games, while shooting 53.8 percent (14-of-26) from the field and 50 percent (7-of-14) from 3-point range. Barnes opened the week with a season-high 22 points and four 3-pointers in 22 minutes off the bench at Milwaukee (Nov. 28). He followed that up with 21 points in his first career start at Southeastern Conference member Missouri (Dec. 4). UT Martin's Parker Stewart (Co-Player), Eastern Illinois' Kyle Thomas (Co-Freshman) and Little Rock's Ethan Speaker (Co-Freshman) rounded out the week's honorees.

// OVC Top Two

Individually, Phillip Russell is second in the Ohio Valley Conference in scoring (18.2 ppg) and second in assists (5.1 apg).

// Cream City Classic Recap

Southeast Missouri played three games in three days at the Cream City Classic in Milwaukee, Wisconsin (Nov. 26-28). SEMO went 1-2 at the four-team event. The Redhawks defeated Boston (63-52) and fell to both UC Davis (73-71) and host Milwaukee (84-68). Phillip Russell averaged 16 points, dished out 10 assists, added eight rebounds and had three steals to lead the Redhawks in the tournament.

// November Wrap

The Redhawks finished their opening month of the season with a 5-3 record as one of three Ohio Valley Conference teams above .500 to begin the year. SIU Edwardsville (5-2) and Tennessee State (4-2) are the others. Southeast Missouri's five wins are currently second-most in the league. SEMO posted its first winning record in November since 2018-19 (4-3).

2022-23 SOUTHEAST MISSOURI BASKETBALL NOTES

OVC TOURNAMENT QUARTERFINALS // MAR. 2



// Barnes Rises

After missing the first five games with a sprained knee, Israel Barnes made his Southeast Missouri debut at the Cream City Classic. Barnes played in all three of SEMO's games at the event. Against host Milwaukee, he scored 22 points off the bench to lead the Redhawks. Barnes scored 11 points in a row and wound up with 13 in the first half. He shot 7-of-14 from the field, 4-of-8 from 3-point range and 4-of-4 at the free throw line in 22 minutes.

// Branson Logs First Start

Dylan Branson re-joined Southeast Missouri's starting lineup at the Cream City Classic (Nov. 26-28). Branson, after missing the first four games of the season with an ankle injury, started all three games in Milwaukee. It was the first time he started since SEMO's Ohio Valley Conference Tournament semifinal game against Murray State on Mar. 4, 2022.

// Redhawks Blow Out William Woods

Southeast Missouri improved to 2-0 at home with its 87-49 blowout win over William Woods (Nov. 22). SEMO's 38-point win gave Brad Korn his largest victory over any opponent since he became the Redhawks head coach. SEMO also beat Lyon College (Nov. 12), 83-47, by more than 30 points this year.

// Redhawks Beat Evansville

Chris Harris scored 14 points to lead Southeast Missouri to a 67-61 road win at Evansville (Nov. 16). SEMO trailed just once in the game, which saw Brad Korn get his first win against the Purple Aces at the Ford Center. The Redhawks used a 15-3 run to get a double-digit lead and led, 36-23, at the half. SEMO withstood an early second-half run by UE and held off the Purple Aces down the stretch.

// Home-Opening Win

With its 83-46 victory over Lyon College (Nov. 12), Southeast Missouri improved to 24-8 all-time in home-openers since

joining the NCAA Division I ranks in 1991-92. SEMO opened its home slate with a win for the eighth time in 11 years and posted The Redhawks won their home-opener in their home-opener in five of their last seven seasons.

// Over 80

For the 15th time this season, Southeast Missouri scored 80 or more points in a game when it put up 84 vs. Lindenwood (Mar. 1). SEMO also scored 102 at Lindenwood (Feb. 23), 85 vs. Southern Indiana (Feb. 18), 80 at Tennessee Tech (Feb. 4), 99 vs. Little Rock (Feb. 2), 84 vs. Tennessee Tech (Jan. 21), 91 at Morehead State (Jan. 14), 94 vs. Lindenwood (Jan. 12), 82 at UT Martin (Jan. 5), 82 vs. SIU Edwardsville (Dec. 31), 81 at Southern Indiana (Dec. 29), 87 vs. William Woods (Nov. 22), 83 vs. Lyon College (Nov. 12), 89 at Missouri (Dec. 4) and 99 vs. Little Rock (Feb. 2).

// Mitchell Delivers

Josh Mitchell came off the bench to get the first double-double of his career when he scored 14 points and grabbed 10 rebounds vs. William Woods (Nov. 22). Mitchell led Southeast Missouri in scoring for the first time this season and posted four dunks to go along with his nice performance.

// Against Non-Division I

Southeast Missouri ran its winning streak to 33-straight victories against non-Division I foes with its 87-49 drubbing of William Woods (Nov. 22).

// Redhawks Take Down South Florida

Southeast Missouri began its 2022-23 campaign with a 64-61 road win at American Athletic Conference foe South Florida on Nov. 7. SEMO opened a season with a win for the third year in a row. The Redhawks were one of three Ohio Valley Conference schools that won on the opening night of this year's college basketball season.

// Season-Openers

With its win over South Florida (Nov. 7), Southeast Missouri improved to 3-0 in season-openers under Head Coach Brad Korn. SEMO opened its season away from home for the 16th time in 17 years this 2022-23 campaign. The Redhawks won three-straight season-openers outside of Cape Girardeau for the first time in program history.

// Great Game!

The Redhawks and South Florida went back-and-forth to eight ties and 15 lead changes in their season-opener that resulted in Southeast Missouri posting a close 64-61 win on Nov. 7. Phillip Russell buried a huge pull up 3-pointer with 29 seconds left and made two free throws 37 seconds earlier to help get SEMO a 63-58 advantage. USF's desperation 3-pointer at the buzzer missed and the Redhawks held on.

// Redhawk Debuts

Five players saw action in their first career game at Southeast Missouri during this year's season-opener at South Florida (Nov. 7). Kobe Clark and Aquan Smart each made their first career start, while Adam Larson, Tevin Gowins and Josh Earley came off the bench. Clark finished with eight points and eight rebounds, while Earley added nine points and eight boards.

// 3-Point Advantage

Southeast Missouri outscored South Florida by a count of 30-12 from 3-point range on Nov. 7. SEMO buried 10 three-pointers with Adam Larson (2), Aquan Smart (2), Chris Harris (2) and Phillip Russell (3) accounting for nine.



2022-23 SOUTHEAST MISSOURI BASKETBALL NOTES

OVC TOURNAMENT QUARTERFINALS // MAR. 2

// Season 116

Southeast Missouri begins its 16th season of basketball when it heads to the Sunshine State Monday. This year marks SEMO's 32nd as an NCAA Division I program. The Redhawks are 383-555 since joining the Division I ranks in 1991-92. SEMO has a total of eight winning seasons as an NCAA Division I program with its last coming in 2013-14 (18-14).

// Lots of New Faces

Southeast Missouri's 2022-23 roster consists of five returnees and 10 newcomers. Guards Phillip Russell and Dylan Branson are the only returning starters back from a year ago. SEMO added four Division I transfers in Aquan Smart (Florida International), Kobe Clark (Georgetown), Josh Earley (Tulsa) and Gavyn Elkamil (Tulsa). The Redhawks also have a pair of 7-footers with centers David Idada (Netherlands) and Mason Hanback (Jackson, Tenn.) joining the team. Idada, however, is currently not eligible due to NCAA Division I regulations.

// Redhawks Sign Two Talented Guards

Southeast Missouri signed talented guards Marqueas Bell and BJ Ward for the 2023-24 season on Nov. 10. A native of Kansas City, Missouri, Bell was named to the Missouri Basketball Coaches Association Class 6 All-State Team after leading Park Hill High School to its second consecutive 16-win season a year ago. He averaged 19.7 points per game and made 39 percent of his 3-pointers. Bell comes from a talented athletic family that includes Ronnie Bell, a star wide receiver at the University of Michigan, and his twin brother, Kendrick Bell, who received an offer from the Wolverines. His younger sister, Iaila, also holds an offer from Michigan. Ward, who hails from St. Louis, averaged 11.8 points, 3.2 rebounds and 4.5 assists leading the Red Devils to a 23-9 record and fourth-place finish in the state tournament as a junior. He spent the summer playing for Brad Beal Elite's 17U team. Ward will enter his third season as

the starting point guard for Chaminade College Preparatory School, which made back-to-back trips to the Final Four of the Class 6 State Tournament.

Ward is one of the top point guards in the state of Missouri who is currently ranked seventh in the Class of 2023 according to Prep Hoops Missouri.

// Russell and Harris Named Preseason All-OVC

Guards Phillip Russell and Chris Harris earned Preseason All-Ohio Valley Conference honors ahead of the 2022-23 campaign. A native of St. Louis, Russell claimed Second-Team All-OVC accolades in his first year at Southeast Missouri in 2021-22. He ranked second on the team in scoring with 13.4 points per game in 30 starts. Russell led the team with 95 assists and 37 steals. He rated ninth in the OVC in scoring, 10th in assists (3.2 apg), 11th in free throw percentage (.733), 12th in steals (1.2 spg), 13th in 3-point field goals made (1.6 per game), 10th in assist/turnover ratio (1.5) and 15th in minutes played (30.4 mpg). Harris, who hails from Antioch, Illinois, secured Preseason All-OVC laurels for the second-straight year. He was SEMO's third-leading scorer with 9.4 points per game last season. Harris also ranked second on the team with 76 assists and tied for fourth with 20 steals. He was 13th in the league in assists (2.7 apg), eighth in free throw percentage (.763) and 14th in 3-point field goal percentage (.347).

// Redhawks Fourth in OVC Preseason Poll

Southeast Missouri was picked fourth in the Ohio Valley Conference Preseason Poll selected by the league's Coaches and Communication Directors. SEMO accumulated a total of 115 points and two first-place votes. Morehead State is the preseason favorite with 138 points and seven first-place nods. Tennessee State (130 pts., 2 first-place votes) and UT Martin (120 pts., 7 first-place votes) were also picked ahead of the Redhawks.

SIU Edwardsville (111 pts., 2 first-place votes), Little Rock (102 pts.), Southern Indiana (68 pts.), Tennessee Tech (62 pts.), Eastern Illinois (31 pts.) and Lindenwood (23 pts.) completed the predicted order of finish.

// Korn in Third Year

Brad Korn has the Southeast Missouri basketball program trending in the right direction entering his third year as head coach in 2022-23. Korn guided SEMO to its first Ohio Valley Conference Tournament semifinal appearance in 17 years and fourth in program history last season. The Redhawks finished fourth in the OVC with an overall record of 14-18 and 8-9 against league foes. SEMO's win total increased by a +3 margin from 11 (2021-22) to 14 (2022-23) victories since Korn took over the helm. Statistically, the Redhawks finished in the top three in the OVC in scoring offense (3rd, 75.6 ppg), free throw percentage (2nd, .732), turnover margin (3rd, +0.41) and 3-point field goals made (1st, .281).

// 3-Point Accuracy

The Redhawks led the Ohio Valley Conference with 281 three-pointers made in 2021-22. Southeast Missouri fell just nine 3-pointers made of breaking its program record (289, 2017-18). SEMO brings back two of its top three 3-point shooters in Phillip Russell and Chris Harris. Russell (48) and Harris (35) accounted for 83 made threes.

// Redhawks Win Two Exhibition Games

Southeast Missouri went 2-0 in exhibition play with wins over Fontbonne (67-52, Oct. 25) and Aurora University (84-51, Oct. 30). Chris Harris led SEMO in both games with 18 and 15 points, respectively. Phillip Russell also scored double figures in each of those preseason contests.



// 2022-23 Schedule

Southeast Missouri's 2022-23 schedule includes 31 games with 13 at the Show Me Center. SEMO tips off its third season under Head Coach Brad Korn at South Florida on Nov. 7. The Redhawks start a season in the Sunshine State for the first time in their NCAA Division I era. SEMO last faced a Florida school in 2018-19 (at Florida State). The Redhawks four home non-conference matchups include non-Division I foes Lyon College (Nov. 12) and William Woods (Nov. 22) along with Purdue Fort Wayne (Dec. 7) and longtime rival Southern Illinois (Dec. 21). SEMO and SIU square off for the 120th time on the hardwood in 2022-23, while PFW comes to Cape Girardeau on the back end of a home-and-home series. The rest of the Redhawks non-league games feature trips to Missouri Valley Conference members Evansville (Nov. 16) and Bradley (Nov. 19), SEC opponent and in-state foe Missouri (Dec. 4), Arkansas State (Dec. 14) and Big Ten affiliate Iowa (Dec. 17). SEMO also plays three games at the Milwaukee Tournament over Thanksgiving weekend (Nov. 26-28). Iowa is the only team on SEMO's 2022-23 schedule that made the NCAA Tournament a year ago. The Hawkeyes went 26-10 over all and finished fourth in the Big Ten. The 2022-23 campaign, which is the 75th year of competition in the Ohio Valley Conference, marks the first in the league for Lindenwood, Little Rock and Southern Indiana who became official members on July 1. They join Eastern Illinois, Morehead State, SEMO, SIU Edwardsville, Tennessee State, Tennessee Tech and UT Martin to make up the 10-team league. Each school will play an 18-game schedule which will begin on Thursday, December 29 and conclude on Saturday, February 25. SEMO begins OVC play when at Southern Indiana on Dec. 29. The 2023 OVC Men's and Women's Basketball Tournament is slated for March 1-4 at the Ford Center in Evansville, Indiana. It marks the sixth year in a row the event will be held at the venue. Each OVC school is eligible to compete and win the OVC Tournament

Championship, including Lindenwood and Southern Indiana, who are beginning the reclassification process to Division I. It was previously announced that should a transitioning school win an OVC Tournament Championship, the AQ shall be awarded to the tournament runner-up. Should the tournament runner-up also be a transitioning school, the AQ representative shall be the highest seed going into the tournament. All Conference games and home non-conference contests can be seen on ESPN networks, with the majority of games broadcast on ESPN+. Additional linear exposures on ESPNU and ESPN2 will be announced at a later date.



2022-23 SOUTHEAST MISSOURI BASKETBALL NOTES

OVC TOURNAMENT HISTORY

Southeast Missouri's OVC Tournament Breakdown

Appearances (Years).....	18
(1997, 1998, 1999, 2000, 2001, 2002, 2003, 2005, 2007, 2011, 2012, 2013, 2014, 2015, 2017, 2021, 2022, 2023)	
Record.....	13-16
Record at Municipal Auditorium.....	5-6
Record at Ford Center.....	2-2
Titles.....	1 (2000)
First Appearance.....	1997
Last Appearance.....	2022
Last OVC Tournament Result:	
Defeated #8 Lindenwood, 84-65, 3/1/23	
Championship Game Appearances.....	2
(1999, 2000)	

Southeast Missouri's OVC Tournament Record As:

#2 Seed.....	5-1
#4 Seed.....	1-1
#5 Seed.....	3-4
#6 Seed.....	3-5
#7 Seed.....	1-3
#8 Seed.....	0-2

Southeast Missouri's OVC Tournament Record Vs:

#1 Seed.....	1-3
#2 Seed.....	0-4
#3 Seed.....	2-4
#4 Seed.....	0-4
#5 Seed.....	1-1
#6 Seed.....	2-0
#7 Seed.....	4-0
#8 Seed.....	3-0

Southeast Missouri's OVC Tournament Records Vs.

*Austin Peay (last played in 2011).....	0-3
*Eastern Illinois (last played in 2014).....	3-0
*Eastern Kentucky (last played in 2014).....	2-3
Jacksonville State (last played in 2017).....	0-1
Lindenwood (last played in 2023).....	1-0
Middle Tennessee (last played in 2000).....	2-1
*Morehead State (last played in 2003).....	0-3
*Murray State (last played in 2022).....	2-2
*Tennessee State (last played in 2022).....	2-0
*Tennessee Tech (last played in 2012).....	0-3
*UT Martin (last played in 2000).....	1-0
* - Active OVC Members	

Southeast Missouri's OVC All-Tournament Selections

Mike Branson, F.....	1999
Bud Eley, C.....	1999
Mike Branson, F.....	2000
Roderick Johnson, F.....	2000
Denzel Mahoney, G.....	2017

All-Time Championship Breakdown

Murray State.....	18
Western Kentucky.....	10
Eastern Kentucky.....	6
Middle Tennessee.....	5
Austin Peay.....	5
Morehead State.....	5
Belmont.....	2

Tennessee State.....	2
Akron.....	1
Eastern Illinois.....	1
Southeast Missouri.....	1
Tennessee Tech.....	1
Jacksonville State.....	1

Team Records in OVC Tournament

Akron (1978-87).....	4-2
Austin Peay (1962-22).....	44-37
Belmont (2012-22).....	10-7
East Tennessee State (1957-78).....	3-6
Eastern Illinois (1996-present).....	7-15
Eastern Kentucky (1948-2021).....	39-35
Evansville (1948-52).....	1-4
Jacksonville State (2003-2021).....	8-7
Louisville (1948-50).....	2-1
Marshall (1949-52).....	2-4
Middle Tennessee State (1952-00).....	23-24
Morehead State (1948-present).....	38-45
Murray State (1948-22).....	73-38
Samford (2003-08).....	3-5
Southeast Missouri (1991-present).....	12-16
SIU Edwardsville (2012-present).....	0-6
Tennessee State (1986-present).....	13-27
Tennessee Tech (1949-present).....	26-45
UT Martin (1992-present).....	5-12
Western Kentucky (1948-82).....	34-7
Youngstown State (1980-88).....	3-5

NCAA Tournament

Appearances (Year).....	1 (2000)
Record.....	0-1
Result:	
Lost to LSU, 64-61, in First Round at Salt Lake City, Utah	

Results of OVC Tournaments which Southeast Missouri Participated

1997 - Nashville, Tennessee

Gaylord Entertainment Center

First Round (at campus sites)

#1 Austin Peay 106, #8 Morehead State 83
#2 Murray State 76, #7 Tennessee State 63
#3 Middle Tennessee 89, #6 Southeast Missouri 74
#4 Tennessee Tech 83, #5 Eastern Illinois 81

Semifinals

Austin Peay 70, Tennessee Tech 60
Murray State 74, Middle Tennessee 48

Championship

Murray State 88, Austin Peay 85 ^{OT}

1998 - Nashville, Tennessee

Gaylord Entertainment Center

First Round (at campus sites)

#1 Murray State 84, #8 Tennessee Tech 63
#7 Tennessee State 84, #2 Eastern Illinois 79
#3 Middle Tennessee 61, #6 Eastern Kentucky 49
#4 Austin Peay 76, #5 Southeast Missouri 46

Semifinals

Murray State 81, Austin Peay 56
Tennessee State 74, Middle Tennessee 70

Championship

Murray State 92, Tennessee State 69

1999 - Nashville, Tennessee

Gaylord Entertainment Center

First Round (at campus sites)

#1 Murray State 96, #8 Tennessee Tech 61
#2 Southeast Missouri 78, #7 Eastern Illinois 57
#3 Middle Tennessee 75, #6 Tennessee State 68
#5 Morehead State 82, #4 Austin Peay 77

Semifinals

Murray State 92, Morehead State 69
Southeast Missouri 82, Middle Tennessee 74

Championship

Murray State 62, Southeast Missouri 61
--

2000 - Nashville, Tennessee

Gaylord Entertainment Center

First Round (at campus sites)

#1 Murray State 83, #8 Tennessee State 58
#2 Southeast Missouri 76, #7 UT Martin 74
#6 Middle Tennessee 87, #3 Tennessee Tech 70
#4 Eastern Illinois 107, #5 Austin Peay 100 ^{2OT}

Semifinals

Murray State 89, Eastern Illinois 70
Southeast Missouri 78, Middle Tennessee 60

Championship

Southeast Missouri 67, Murray State 56
--

2001 - Nashville, Tennessee

Gaylord Entertainment Center

First Round (at campus sites)

#1 Tennessee Tech 69, #8 UT Martin 58
#2 Eastern Illinois 102, #7 Morehead State 80
#3 Murray State 114, #6 Tennessee State 100
#4 Austin Peay 72, #5 Southeast Missouri 70 ^{OT}

Semifinals

Austin Peay 83, Tennessee Tech 63
Eastern Illinois 97, Murray State 71

Championship

Eastern Illinois 84, Austin Peay 83

2002 - Louisville, Kentucky

Kentucky International

Convention Center

First Round (at campus sites)

#1 Tennessee Tech 73, #8 Southeast Missouri 56
#2 Morehead State 91, #7 Tennessee State 82
#3 Murray State 103, #6 Eastern Illinois 56
#4 Austin Peay 72, #5 UT Martin 69

Semifinals

Tennessee Tech 86, Austin Peay 77
Murray State 89, Morehead State 75

Championship

Murray State 70, Tennessee Tech 69

**2003 - Nashville, Tennessee****Gaylord Entertainment Center**First Round (at campus sites)

#1 Austin Peay 83, #8 Eastern Kentucky 80
 #2 Morehead State 91, #7 Southeast Missouri 84
 #3 Tennessee Tech 76, #6 UT Martin 62
 #4 Murray State 74, #5 Eastern Illinois 63

Semifinals

Austin Peay 59, Murray State 58 ^{OT}
 Tennessee Tech 88, Morehead State 71

Championship

Austin Peay 63, Tennessee Tech 57

2005 - Nashville, Tennessee**Gaylord Entertainment Center**First Round (at campus sites)

#1 Tennessee Tech 72, #8 Eastern Illinois 68
 #2 Eastern Kentucky 74, #7 Tennessee State 68
 #6 Southeast Missouri 61, #3 Murray State 58
 #5 Austin Peay 71, #4 Samford 60

Semifinals

Austin Peay 67, Tennessee Tech 61
 Eastern Kentucky 69, Southeast Missouri 52

Championship

Eastern Kentucky 52, Austin Peay 46

2007 - Nashville, Tennessee**Gaylord Entertainment Center**First Round (at campus sites)

#1 Austin Peay 89, #8 Tennessee State 84 ^{OT}
 #2 Eastern Kentucky 63, #7 Morehead State 45
 #3 Tennessee Tech 88, #6 Southeast Missouri 20
 #5 Samford 70, #4 Murray State 60

Semifinals

Austin Peay 65, Samford 55
 Eastern Kentucky 57, Tennessee Tech 54

Championship

Eastern Kentucky 63, Austin Peay 62

2011 - Nashville, Tennessee**Municipal Auditorium**First Round

#8 UT Martin 68, #5 Tennessee State 64
 #7 Southeast Missouri 65, #6 Eastern Kentucky 49

Quarterfinals

#4 Tennessee Tech 83, UT Martin 59
 #3 Austin Peay 76, Southeast Missouri 60

Semifinals

Tennessee Tech 64, #1 Murray State 59
 #2 Morehead State 68, Austin Peay 49

Championship

Morehead State 80, Tennessee Tech 73

2012 - Nashville, Tennessee**Municipal Auditorium**First Round

#5 Southeast Missouri 75, #8 Eastern Kentucky 65
 #7 Jacksonville State 75, #6 Austin Peay 70

Quarterfinals

#4 Tennessee Tech 77, #5 Southeast Missouri 73
 #3 Morehead State 68, #6 Jacksonville State 54

Semifinals

#1 Murray State 78, #4 Tennessee Tech 58
 #2 Tennessee State 59, #3 Morehead State 52

Championship

#1 Murray State 54, #2 Tennessee St. 52

2013 - Nashville, Tennessee**Municipal Auditorium**First Round

#5 Morehead State 73, #8 UT Martin 66
 #6 Southeast Missouri 78, #7 Eastern Illinois 68

Quarterfinals

#4 Tennessee State 88, #5 Morehead State 75
 #3 Eastern Kentucky 84, #6 Southeast Missouri 69

Semifinals

#1 Belmont 82, #4 Tennessee State 73
 #2 Murray State 81, #3 Eastern Kentucky 73

Championship

#1 Belmont 70, #2 Murray State 68

2014 - Nashville, Tennessee**Municipal Auditorium**First Round

#5 Tennessee Tech 74, #8 SIU Edwardsville 67
 #6 Southeast Missouri 79, #7 Eastern Illinois 61

Quarterfinals

#4 Morehead State 76, #5 Tennessee Tech 61
 #3 Eastern Kentucky 84, #6 Southeast Missouri 76

Semifinals

#1 Belmont 86, #4 Morehead State 63
 #3 Eastern Kentucky 86, #2 Murray State 83

Championship

#3 Eastern Kentucky 79, #1 Belmont 73

2015 - Nashville, Tennessee**Municipal Auditorium**First Round

#5 Morehead State 79, #8 Southeast Missouri 74
 #6 Eastern Illinois 78, #7 SIU Edwardsville 66

Quarterfinals

#5 Morehead State 76, #4 UT Martin 65
 #3 Belmont 97, #6 Eastern Illinois 64

Semifinals

#1 Murray State 80, #5 Morehead State 77
 #3 Belmont 53, #2 Eastern Kentucky 52

Championship

#3 Belmont 88, #1 Murray State 87

2017 - Nashville, Tennessee**Municipal Auditorium**First Round

#5 Southeast Missouri 78, #8 Tennessee State 75 ^{OT}
 #7 Murray State 85, #6 Tennessee Tech 84 ^{2OT}

Quarterfinals

#4 Jacksonville State 74, #5 Southeast Missouri 51
 #7 Murray State 75, #3 Morehead State 69

Semifinals

#4 Jacksonville State 65, #1 Belmont 59
 #2 UT Martin 73, #7 Murray State 67

Championship

#4 Jacksonville State 66, #2 UT Martin 55

2021 - Evansville, Indiana**Ford Center**First Round

#1 Belmont 78, #8 SIU Edwardsville 61
 #4 Jacksonville State 68, #5 Murray State 65
 #3 Eastern Kentucky 70, #6 Austin Peay 67
 #2 Morehead State 61, #7 Southeast Missouri 54

Semifinals

#1 Belmont 72, #4 Jacksonville State 69
 #2 Morehead State 67, #3 Eastern Kentucky 64

Championship

#2 Morehead State 86, #1 Belmont 71

2022 - Evansville, Indiana**Ford Center**First Round

#5 Tennessee State 77, #8 SIU Edwardsville 62
 #7 Tennessee Tech 78, #6 Austin Peay 51

Quarterfinals

#4 Southeast Missouri 79, #5 Tennessee State 55
 #3 Morehead State 73, #7 Tennessee Tech 56

Semifinals

#1 Murray State 88, #4 Southeast Missouri 74
 #3 Morehead State 53, #2 Belmont 51

Championship

#1 Murray State 71, #3 Morehead State 67

2023 - Evansville, Indiana**Ford Center**First Round

#5 Southeast Missouri 84, #8 Lindenwood 65
 #6 SIU Edwardsville 68, #7 Southern Indiana 54

Quarterfinals

#5 Southeast Missouri vs. #4 Tennessee State
 #3 UT Martin vs. #6 SIU Edwardsville

Semifinals

TBA

Championship

TBA



2022-23 SOUTHEAST MISSOURI BASKETBALL NOTES

2023 OVC TOURNAMENT BRACKET



2023 Ohio Valley Conference Basketball Championships Presented by United Fidelity Bank March 1-4 Ford Center Evansville, Indiana



Men's Championship Bracket

WEDNESDAY, MARCH 1 (First Round)	THURSDAY, MARCH 2 (Quarterfinals)	FRIDAY, MARCH 3 (Semifinals)	SATURDAY, MARCH 4 (Championship)
-------------------------------------	--------------------------------------	---------------------------------	-------------------------------------

#5 Southeast Missouri 84

GAME 1 - 6:30 p.m.
(ESPN+)

#8 Lindenwood 65

#5 Southeast Missouri

GAME 3 - 6:30 p.m.
(ESPN+)

#4 Tennessee State

GAME 5 - 7:00 p.m.
(ESPNU)

#1 Morehead State

GAME 7 - 7:00 p.m.
(ESPN2)

OVC Champion
and NCAA Automatic
Qualifier



#2 Tennessee Tech

GAME 6 - 9:30 p.m.
(ESPNU)

#3 UT Martin

GAME 4 - 9:00 p.m.
(ESPN+)

#6 SIUE

#6 SIUE 68

GAME 2 - 9:00 p.m.
(ESPN+)

#7 Southern Indiana 54

All Times Central

You've got to 
OVC it!

2022-23 SOUTHEAST MISSOURI BASKETBALL NOTES

2023 OVC TOURNAMENT STATISTICS



RECORD:	OVERALL	HOME	AWAY	NEUTRAL
ALL GAMES	1-0	0-0	0-0	1-0
CONFERENCE	0-0	0-0	0-0	0-0
NON-CONFERENCE	1-0	0-0	0-0	1-0

##	Player	gp-gs	min	avg	Total		3-Point		F-Throw		Rebounds				pf	dq	a	to	blk	stl	pts	avg
					fg-fga	fg%	3fg-fga	3fg%	ft-fa	ft%	off	def	tot	avg								
01	RUSSELL, Phillip	1-1	38	38.0	7-20	.350	0-4	.000	5-6	.833	1	3	4	4.0	3	0	5	2	0	5	19	19.0
21	EARLEY, Josh	1-0	21	21.0	7-11	.636	0-0	.000	0-0	.000	5	7	12	12.0	1	0	1	0	0	1	14	14.0
11	EURSHER, Evan	1-0	21	21.0	5-6	.833	3-3	1.000	0-0	.000	1	1	2	2.0	0	0	0	0	0	1	13	13.0
05	HARRIS, Chris	1-1	31	31.0	3-15	.200	1-5	.200	4-6	.667	1	3	4	4.0	2	0	2	2	0	1	11	11.0
03	SMART, Aquan	1-1	22	22.0	4-6	.667	1-2	.500	2-2	1.000	0	4	4	4.0	4	0	3	2	0	2	11	11.0
14	JOHNSON, Nate	1-1	18	18.0	3-8	.375	0-0	.000	1-2	.500	4	2	6	6.0	4	0	0	0	0	0	7	7.0
33	BRANSON, Dylan	1-1	20	20.0	2-4	.500	1-2	.500	0-0	.000	1	6	7	7.0	3	0	1	2	0	0	5	5.0
00	BARNES, Israel	1-0	23	23.0	2-7	.286	0-3	.000	0-0	.000	1	2	3	3.0	3	0	2	0	0	0	4	4.0
35	HANBACK, Mason	1-0	1	1.0	0-0	.000	0-0	.000	0-0	.000	0	0	0	0.0	0	0	0	0	0	0	0	0.0
04	LARSON, Adam	1-0	3	3.0	0-1	.000	0-1	.000	0-0	.000	0	2	2	2.0	2	0	0	0	0	0	0	0.0
12	GOWINS, Tevin	1-0	2	2.0	0-0	.000	0-0	.000	0-0	.000	0	0	0	0.0	0	0	0	1	0	0	0	0.0
Team											3	3	6									
Total.....		1	200		33-78	.423	6-20	.300	12-16	.750	17	33	50	50.0	22	0	14	9	0	10	84	84.0
Opponents.....		1	200		22-53	.415	4-17	.235	17-26	.654	5	29	34	34.0	18	-	7	18	5	3	65	65.0

TEAM STATISTICS

	SEMO	OPP
SCORING	84	65
Points per game	84.0	65.0
Scoring margin	+19.0	-
FIELD GOALS-ATT	33-78	22-53
Field goal pct	.423	.415
3 POINT FG-ATT	6-20	4-17
3-point FG pct	.300	.235
3-pt FG made per game	6.0	4.0
FREE THROWS-ATT	12-16	17-26
Free throw pct	.750	.654
F-Throws made per game	12.0	17.0
REBOUNDS	50	34
Rebounds per game	50.0	34.0
Rebounding margin	+16.0	-
ASSISTS	14	7
Assists per game	14.0	7.0
TURNOVERS	9	18
Turnovers per game	9.0	18.0
Turnover margin	+9.0	-
Assist/turnover ratio	1.6	0.4
STEALS	10	3
Steals per game	10.0	3.0
BLOCKS	0	5
Blocks per game	0.0	5.0
ATTENDANCE	0	0
Home games-Avg/Game	0-0	0-0
Neutral site-Avg/Game	-	1-0

Score by Periods	1st	2nd	Totals
Southeast Missouri	39	45	84
Opponents	35	30	65

Date	Opponent	Score	Att.
# 03-01-23	vs Lindenwood	w 84-65	0
! = Cream City Classic (Milwaukee, Wis.)			
# = OVC Tournament (Evansville, Ind.)			
* = Conference game			



2022-23 SOUTHEAST MISSOURI BASKETBALL NOTES

NUMERICAL & ALPHABETICAL ROSTER

Numerical

No.	Name	Pos.	Ht.	Wt.	Cl.	Hometown (High School/College)
0	Israel Barnes	G	6-4	185	R-Sr.	Wichita, Kan. (Wichita Southeast/Newman University)
1	Phillip Russell	G	5-10	165	So.	St. Louis, Mo. (Vashon/Saint Louis)
3	Aquan Smart	G	6-3	175	So.	Evanston, Ill. (Niles North/Florida International)
4	Adam Larson	F	6-9	180	R-Fr.	Fennimore, Wis. (Fennimore)
5	Chris Harris	G	6-3	205	R-Sr.	Antioch, Ill. (Lake Forest Academy/John A. Logan College)
10	David Idada	C	7-0	250	Fr.	Barendrecht, Netherlands (Golden State Prep)
11	Evan Eursher	G	6-2	177	Fr.	Hendersonville, Tenn. (The Webb School)
12	Tevin Gowins	G	5-9	167	Fr.	Florissant, Mo. (Hazelwood Central)
14	Nate Johnson	F	6-9	250	Sr.	Broward County, Fla. (American Heritage/Seminole State CC)
15	Josh Mitchell	F	6-8	215	So.	Tupelo, Miss. (Tupelo/Northeast Mississippi CC)
21	Josh Earley	F	6-7	242	Jr.	Shawnee Mission, Kan. (Bishop Miege/Tulsa)
22	Gavyn Elkamil	G	6-5	190	So.	Pittsburg, Kan. (Link Prep Academy/Tulsa)
24	Kobe Clark	F	6-6	180	So.	St. Louis, Mo. (Vashon/Georgetown)
33	Dylan Branson	G	6-5	220	So.	St. Louis, Mo. (Mehlville)
35	Mason Hanback	C	7-0	245	Fr.	Jackson, Tenn. (Tennessee Prep)

Alphabetical

No.	Name	Pos.	Ht.	Wt.	Cl.	Hometown (High School/College)
0	Israel Barnes	G	6-4	185	R-Sr.	Wichita, Kan. (Wichita Southeast/Newman University)
33	Dylan Branson	G	6-5	220	So.	St. Louis, Mo. (Mehlville)
24	Kobe Clark	F	6-6	180	So.	St. Louis, Mo. (Vashon/Georgetown)
21	Josh Earley	F	6-7	242	Jr.	Shawnee Mission, Kan. (Bishop Miege/Tulsa)
22	Gavyn Elkamil	G	6-5	190	So.	Pittsburg, Kan. (Link Prep Academy/Tulsa)
11	Evan Eursher	G	6-2	177	Fr.	Hendersonville, Tenn. (The Webb School)
12	Tevin Gowins	G	5-9	167	Fr.	Florissant, Mo. (Hazelwood Central)
35	Mason Hanback	C	7-0	245	Fr.	Jackson, Tenn. (Tennessee Prep)
5	Chris Harris	G	6-3	205	R-Sr.	Antioch, Ill. (Lake Forest Academy/John A. Logan College)
10	David Idada	C	7-0	250	Fr.	Barendrecht, Netherlands (Golden State Prep)
14	Nate Johnson	F	6-9	250	Sr.	Broward County, Fla. (American Heritage/Seminole State CC)
4	Adam Larson	F	6-9	180	R-Fr.	Fennimore, Wis. (Fennimore)
15	Josh Mitchell	F	6-8	215	So.	Tupelo, Miss. (Tupelo/Northeast Mississippi CC)
1	Phillip Russell	G	5-10	165	So.	St. Louis, Mo. (Vashon/Saint Louis)
3	Aquan Smart	G	6-3	175	So.	Evanston, Ill. (Niles North/Florida International)

Head Coach: Brad Korn, Third Year (Southern Illinois, 2004)

Assistant Coach: Keith Pickens, Fifth Year (Missouri State, 2013)

Assistant Coach: J.R. Reynolds, First Year (Eastern Illinois, 2004)

Assistant Coach: Connor Wheeler, First Year (SIU Edwardsville, 2016)

Director of Operations: LaDon Champagnie, Second Year (Missouri Baptist, 2013)

» Breakdown by Class

Total Squad Members.....	15
Seniors	3
Juniors	1
Sophomores.....	6
Freshmen.....	5

» Geographical Breakdown

Florida	1
Illinois.....	2
Kansas.....	3
Mississippi	1
Missouri.....	4
Netherlands	1
Tennessee.....	2
Wisconsin.....	1

» Breakdown by Position

Guard	8
Forward	5
Center.....	2

» Pronunciation Guide

David Idada	eye-dah-dah
Gavyn Elkamil.....	elk-uh-mill
Evan Eursher	urr-sure
Tevin Gowins.....	GO-ins
Mason Hanback	hand-back
Aquan Smart	A-kwan

2022-23 SOUTHEAST MISSOURI BASKETBALL NOTES
RADIO/TV ROSTER



0 | **Israel Barnes**
G / 6-4 / 185 / R-Sr.
Wichita, Kan.



1 | **Phillip Russell**
G / 5-10 / 165 / So.
St. Louis, Mo.




3 | **Aquan Smart**
G / 6-3 / 175 / So.
Evanston, Ill.



4 | **Adam Larson**
F / 6-9 / 180 / R-Fr.
Fennimore, Wis.



5 | **Chris Harris**
G / 6-3 / 205 / R-Sr.
Antioch, Ill.



10 | **David Idada**
C / 7-0 / 250 / Fr.
Barendrecht, Netherlands



11 | **Evan Eursher**
G / 6-2 / 177 / Fr.
Hendersonville, Tenn.



12 | **Tevin Gowins**
G / 5-9 / 167 / Fr.
Florissant, Mo.



14 | **Nate Johnson**
F / 6-9 / 250 / Sr.
Broward County, Fla.



15 | **Josh Mitchell**
F / 6-8 / 215 / So.
Tupelo, Miss.



21 | **Josh Earley**
F / 6-7 / 242 / Jr.
Shawnee Mission, Kan.




22 | **Gavyn Elkamil**
G / 6-5 / 190 / So.
Pittsburg, Kan.



24 | **Kobe Clark**
F / 6-6 / 180 / So.
St. Louis, Mo.



33 | **Dylan Branson**
G / 6-5 / 220 / So.
St. Louis, Mo.



35 | **Mason Hanback**
C / 7-0 / 245 / Fr.
Jackson, Tenn.



Brad Korn
Head Coach
Third Year



Keith Pickens
Assistant Coach
Fifth Year



J.R. Reynolds
Assistant Coach
First Year



Connor Wheeler
Assistant Coach
First Year



LaDon Champagnie
Director of Operations
Second Year



2022-23 SOUTHEAST MISSOURI BASKETBALL NOTES

HEAD COACH BRAD KORN



BRAD KORN

Head Coach

Third Year // Southern Illinois, 2004



REDHAWK BASKETBALL

Brad Korn has the Southeast Missouri basketball program trending in the right direction entering his third year as head coach in 2022-23.

Korn guided SEMO to its first Ohio Valley Conference Tournament semifinal appearance in 17 years and fourth in program history a year ago. The Redhawks finished fourth in the OVC with an overall record of 14-18 and 8-9 against league foes.

SEMO had a pair of All-OVC performers in Eric Reed, Jr. (First-Team) and Phillip Russell (Second-Team). It marked the first time the Redhawks had a player on both the OVC first and second teams in a season since 2016-17.

The Redhawks win total increased by a +3 margin from 11 (2021-22) to 14 (2022-23) victories since Korn took over the helm.

Statistically, SEMO finished its 2022-23 campaign ranked among the top three in the OVC in scoring offense (3rd, 75.6 ppg), free throw percentage (2nd, .732), turnover margin (3rd, +0.41) and 3-point field goals made (1st, 281). SEMO's 281 three-point field goals made were second-most in a season in

program history.

Korn's first head coaching job has been anything but easy as he took over at SEMO in the middle of a global COVID-19 pandemic.

Throughout all the challenges and uncertainties during an unprecedented 2020-21 season, Korn led his first SEMO team to an overall record of 11-16 and seventh-place finish in the OVC.

The Redhawks made the OVC Tournament for the first time since 2016-17 and saw a +4 improvement in total wins and a +6 jump in OVC victories from the year before. SEMO's nine (9-11) conference victories matched the program's most in a season in 20 years.

SEMO ranked among the top five in the OVC in 3-point field goal percentage (5th, .352), rebounding margin (5th, +2.2), defensive rebounds (5th, 25.6 per game) and defensive rebound percentage (1st, .764).

Korn was officially introduced as SEMO's head coach on Mar. 23, 2020 and is the seventh head coach in SEMO's NCAA Division I era (since 1991-92).

Prior to arriving in Cape Girardeau, Korn spent five years at Big 12 Conference member Kansas State working the four seasons as an

assistant coach and one as the program's Director of Operations.

In his final four years back at K-State after returning following a three-year stint at Missouri State (2013-16), Korn helped the Wildcats to 82 wins and three-straight NCAA Tournament appearances. K-State posted back-to-back 25-win campaigns for the first time in school history (2017-18, 2018-19).

During his first year back in 2016-17, the squad won 21 games, including eight over teams that advanced to the postseason, and knocked off Wake Forest in the NCAA First Four before losing to #18

Cincinnati in the NCAA South Regional First Round.

Working primarily with the post players, Korn was a big influence on the development of two-time All-Big 12 First Team selection Dean Wade, who became the fourth Wildcat to earn All-Big 12 First-Team honors in 2018 and just the second to do so in back-to-back seasons. Wade is one of just three players to rank in the school's Top 10 in both career scoring (1,510) and rebounding (685). He was instrumental in the progress of Makol Mawien, who has started all 103 games in his K-State career and emerged as one of the top big men in the





Big 12.

Korn was also key in the growth of All-Big 12 selections Wesley Iwundu and D.J. Johnson during his first season as an assistant coach in 2016-17. Iwundu, who was twice named Third Team All-Big 12, became the first Wildcat since 2008 to be taken in the NBA Draft when he was selected with 33rd overall pick by the Orlando Magic. Johnson, an honorable mention all-league selection, broke the career field goal percentage record at 59.5 percent, while setting the single-season mark for the second consecutive season at 62.3 percent in 2016-17.

Korn spent one season on Bruce Weber's inaugural staff at K-State as Director of Operations in 2012-13, helping the Wildcats to a 27-8 overall record and their first-ever Big 12 regular-season title. It was the school's first conference title since 1977, while the 27 wins rated second-most in school history.


Overall, he has 15 years of Division I experience, which includes time at his alma mater – Southern Illinois (2004-12). Korn has extensive ties to Weber after playing his first four years (1999-2003) for him at Southern Illinois. He redshirted in 1999-2000 before playing the next three years for Weber. He concluded his playing career for (current Purdue head coach) Matt Painter in 2003-04 before spending the next eight years (2004-12) at SIU as an assistant for then-Saluki head coach and current K-State associate head

coach Chris Lowery.

Korn returned to Manhattan in May 2016 after three seasons at Missouri State, where he served as an assistant coach to then-head coach Paul Lusk from 2013-16. At MSU, he helped the Bears to 44 wins, including a 20 -win season and a trip to the CollegiateInsider.com Tournament in 2013-14.

Korn helped mentor a number of All-Missouri Valley honorees during his stay at Missouri State, including 2014 All-MVC Second-Team selection Jarmar Gulley and 2016 MVC Newcomer of the Year Dequon Miller. In addition, he coached three MVC All-Freshman Team honorees in Austin Ruder in 2014 and Obediah Church and Jarred Dixon in 2016 as well as two Most Improved Team members (Dorrian Williams in 2015 and Chris Kendrix in 2016).

Prior to his first stint at K-State, Korn spent eight years (2004-12) at Southern Illinois, including his final six years as a full-time assistant under Lowery. He helped the Salukis post a 145-116 (.556) overall record with four postseason appearances, two Missouri Valley Conference championships and one State Farm Missouri Valley Conference Tournament title. The squad won 20 or more games and advanced to the NCAA Tournament on three occasions (2005, 2006, 2007) during his tenure as an assistant coach, including a 2007 trip to the Sweet 16. He was a graduate assistant at SIU his first two years before being elevated to a full-time assistant coach on Jan.



31, 2006.

A native of Plano, Illinois, Korn helped the Salukis through one of their greatest periods of success from 1999 to 2004. The squad went from 16 wins his redshirt-freshman season to three consecutive NCAA Tournament appearances under Weber and Painter. He was also a part of three Missouri Valley regular season championships as a player.

The 6-foot-9 forward saw action in 121 games in his career, averaging 5.2 points and 2.3 rebounds in 14.5 minutes per

game. As a senior, he averaged 9.7 points on 41 percent shooting with four rebounds and 1.9 assists in helping SIU to 25 wins and a 17-1 mark in MVC play. He was named to the league's Most Improved Team.

Korn earned a bachelor's degree in Marketing from Southern Illinois in 2004 and his master's degree in Administrative Studies from Missouri State in 2016. He resides in Cape Girardeau with his wife, Kristin, and daughters Brielyn and Ashtyn.



2022-23 SOUTHEAST MISSOURI BASKETBALL NOTES

HEAD COACH BRAD KORN



■ The Korn File

Experience:

18th Year (Third at SEMO)

Hometown:

Plano, Ill.

Birthdate:

August 22, 1981

Alma Mater:

Southern Illinois, 2004

Education:

BB.A. Marketing (Southern Illinois)

Master's Administrative Studies (Missouri State)

Date Hired:

March 23, 2020

Family:

Wife - Kristin

Children - Brielyn, Ashtyn

Playing Experience:

Southern Illinois, 1999-04

Coaching Experience:

Southern Illinois, Graduate Asst., 2004-06

Southern Illinois, Assistant Coach, 2006-12

Kansas State, Dir. of Operations, 2012-13

Missouri State, Assistant Coach, 2013-16

Kansas State, Assistant Coach, 2016-20

Southeast Missouri, 2020-pr.

Korn Year-by-Year Records

Year	School	Assignment	Record	Conference/Finish	Postseason
2004-05	Southern Illinois	Graduate Assistant	27-8	15-3/1st	NCAA Second Round
2005-06	Southern Illinois	Graduate Assistant	22-11	12-6/2nd	NCAA First Round
2006-07	Southern Illinois	Assistant Coach	29-7	15-3/1st	NCAA Sweet 16
2007-08	Southern Illinois	Assistant Coach	18-15	11-7/3rd	NIT Second Round
2008-09	Southern Illinois	Assistant Coach	13-18	8-10/5th	-
2009-10	Southern Illinois	Assistant Coach	15-15	6-12/9th	-
2010-11	Southern Illinois	Assistant Coach	13-19	5-13/8th	-
2011-12	Southern Illinois	Assistant Coach	8-23	5-13/9th	-
2012-13	Kansas State	Director of Operations	27-8	14-4/1st	NCAA Second Round
2013-14	Missouri State	Assistant Coach	20-13	9-9/4th	CollegelInsider.com Tourn. (CIT)
2014-15	Missouri State	Assistant Coach	11-20	5-13/8th	-
2015-16	Missouri State	Assistant Coach	13-19	8-10/7th	-
2016-17	Kansas State	Assistant Coach	21-14	8-10/6th	NCAA First Round
2017-18	Kansas State	Assistant Coach	25-12	10-8/4th	NCAA Elite Eight
2018-19	Kansas State	Assistant Coach	25-9	14-4/1st	NCAA First Round
2019-20	Kansas State	Assistant Coach	11-21	3-15/10th	-
2020-21	Southeast Missouri	Head Coach	11-16	9-11/7th	-
2021-22	Southeast Missouri	Head Coach	14-18	8-9/4th	-
2022-23	Southeast Missouri	Head Coach	16-16	10-8	-

Overall Record: 41-50

Record at Southeast Missouri, 41-50, 27-28 Ohio Valley Conference (3 years)

Record as a College Assistant: 222-205

Record as a Graduate Assistant: 49-19





RECORD:	OVERALL	HOME	AWAY	NEUTRAL
ALL GAMES	16-16	9-4	5-11	2-1
CONFERENCE	10-8	7-2	3-6	0-0
NON-CONFERENCE	6-8	2-2	2-5	2-1

#	Player	Total					3-Point		F-Throw		Rebounds															
		gp-gs	min	avg	fg-fga	fg%	3fg-fga	3fg%	ft-fa	ft%	off	def	tot	avg	pf	dq	a	to	blk	stl	pts	avg				
01	RUSSELL, Phillip	30-30	959	32.0	163-401	.406	72-206	.350	149-181	.823	21	62	83	2.8	100	8	152	86	2	45	547	18.2				
05	HARRIS, Chris	31-29	965	31.1	132-359	.368	56-173	.324	132-173	.763	15	121	136	4.4	43	0	60	62	3	30	452	14.6				
00	BARNES, Israel	24-5	662	27.6	98-230	.426	27-101	.267	20-38	.526	27	46	73	3.0	47	2	36	21	5	13	243	10.1				
21	EARLEY, Josh	27-0	473	17.5	93-163	.571	0-0	.000	29-57	.509	40	94	134	5.0	37	0	2	26	5	4	215	8.0				
03	SMART, Aquan	29-23	729	25.1	70-189	.370	20-68	.294	59-82	.720	13	76	89	3.1	99	7	63	69	11	45	219	7.6				
33	BRANSON, Dylan	28-23	663	23.7	67-143	.469	23-66	.348	37-53	.698	24	100	124	4.4	87	8	51	43	6	28	194	6.9				
24	CLARK, Kobe	19-15	571	30.1	49-132	.371	12-48	.250	16-27	.593	47	118	165	8.7	61	1	50	36	23	28	126	6.6				
14	JOHNSON, Nate	32-32	596	18.6	83-133	.624	0-1	.000	30-53	.566	56	59	115	3.6	100	5	18	30	27	9	196	6.1				
04	LARSON, Adam	30-3	425	14.2	57-127	.449	36-96	.375	13-21	.619	9	46	55	1.8	40	0	3	7	11	5	163	5.4				
15	MITCHELL, Josh	16-0	100	6.3	14-21	.667	0-0	.000	6-12	.500	7	12	19	1.2	20	0	2	7	3	2	34	2.1				
11	EURSHER, Evan	21-0	177	8.4	14-38	.368	7-28	.250	9-10	.900	3	13	16	0.8	14	0	4	6	1	8	44	2.1				
35	HANBACK, Mason	9-0	47	5.2	8-9	.889	0-0	.000	2-3	.667	0	3	3	0.3	8	0	0	2	3	0	18	2.0				
12	GOWINS, Tevin	17-0	133	7.8	8-17	.471	5-7	.714	1-2	.500	5	9	14	0.8	18	0	4	11	0	5	22	1.3				
	Team										43	38	81				17									
	Total.....	32	6500		856-1962	.436	258-794	.325	503-712	.706	310	797	1107	34.6	674	31	445	423	100	222	2473	77.3				
	Opponents.....	32	6500		828-1832	.452	233-660	.353	547-791	.692	286	854	1140	35.6	624	-	426	479	86	223	2436	76.1				

TEAM STATISTICS						SEMO	OPP	Date	Opponent		Score	Att.	
SCORING						2473	2436		11-07-22	at South Fla.	w	64-61	4046
Points per game						77.3	76.1		11-12-22	LYON	w	83-46	683
Scoring margin						+1.2	-		11-16-22	at Evansville	w	67-61	3756
FIELD GOALS-ATT						856-1962	828-1832		11-19-22	at Bradley	L	60-73	4826
Field goal pct						.436	.452		11-22-22	WILLIAM WOODS	w	87-49	784
3 POINT FG-ATT						258-794	233-660	!	11-26-22	vs Boston U.	w	63-52	0
3-point FG pct						.325	.353	!	11-27-22	vs UC Davis	L	71-73	0
3-pt FG made per game						8.1	7.3	!	11-28-22	at Milwaukee	L	68-84	1183
FREE THROWS-ATT						503-712	547-791		12-04-22	at Missouri	L	89-96	8873
Free throw pct						.706	.692		12-07-22	PURDUE FORT WAYNE	L	68-89	1155
F-Throws made per game						15.7	17.1		12-14-22	at Arkansas St.	L	61-68	1541
REBOUNDS						1107	1140		12-17-22	at Iowa	L	75-106	11240
Rebounds per game						34.6	35.6		12-21-22	SOUTHERN ILL.	L	68-70	1632
Rebounding margin						-1.0	-	*	12-29-22	at Southern Ind.	L	81-86	3110
ASSISTS						445	426	*	12-31-22	SIUE	w	82-73	1159
Assists per game						13.9	13.3	*	01-05-23	at UT Martin	L	82-87	1180
TURNOVERS						423	479	*	01-07-23	at Little Rock	w	74-68	2135
Turnovers per game						13.2	15.0	*	01-12-23	LINDENWOOD	w	94-71	875
Turnover margin						+1.8	-	*	01-14-23	at Morehead St.	w	91-86	1740
Assist/turnover ratio						1.1	0.9	*	01-19-23	UT MARTIN	L	60-80	1115
STEALS						222	223	*	01-21-23	TENNESSEE TECH	Wo2	84-77	2632
Steals per game						6.9	7.0	*	01-26-23	TENNESSEE ST.	w	92-75	1857
BLOCKS						100	86	*	01-28-23	at Eastern Ill.	w	79-68	1515
Blocks per game						3.1	2.7	*	02-02-23	LITTLE ROCK	w	99-98	1290
ATTENDANCE						20536	57249	*	02-04-23	at Tennessee Tech	L	80-82	1476
Home games-Avg/Game						13-1580	16-3578	*	02-09-23	at Tennessee St.	L	65-85	6691
Neutral site-Avg/Game						-	3-0	*	02-11-23	MOREHEAD ST.	L	59-65	2890
								*	02-16-23	EASTERN ILL.	w	78-64	2124
Score by Periods						1st	2nd	OT	OT2	Totals			
Southeast Missouri						1151	1280	18	24	2473			
Opponents						1160	1238	18	20	2436			
								#	03-01-23	vs Lindenwood	w	84-65	0

! = Cream City Classic (Milwaukee, Wis.)

= OVC Tournament (Evansville, Ind.)

* = Conference game



2022-23 SOUTHEAST MISSOURI BASKETBALL NOTES

2022-23 STATISTICS

Comparison Game-by-Game (SEMO/Opponent)

Opponent	1st	2nd	Score	Mar	Total FG	FG Pct	3-Pointers	3FG Pct	Free Throws	FT Pct	Rebounds (Mar)	Assist	T/Over	Block	Steal	Fouls
South Florida	30/30	34/31	64-61	+3	20-56/24-52	.357/.462	10-26/4-19	.385/.211	14-22/9-19	.636/.474	39/38 +1	10/8	15/16	2/3	6/6	21/19
Lyon College	34/13	49/33	83-46	+37	33-71/14-48	.465/.292	8-33/6-22	.242/.273	9-16/12-15	.563/.800	49/21 +28	17/7	19/25	4/1	14/3	17/12
Evansville	36/23	31/38	67-61	+6	23-55/20-62	.418/.323	6-18/3-22	.333/.136	15-16/18-31	.938/.581	38/44 (6)	8/4	14/12	1/2	3/6	24/19
Bradley	36/42	24/31	60-73	(13)	20-56/27-54	.357/.500	8-21/6-22	.381/.273	12-16/13-22	.750/.591	31/39 (8)	11/11	11/13	1/10	8/6	21/17
William Woods	40/21	38/28	87-49	+38	31-64/20-57	.484/.351	5-20/5-22	.250/.227	20-27/4-10	.741/.400	49/20 +29	20/11	11/17	4/4	6/6	10/20
Boston	28/18	35/34	63-52	+11	19-53/18-57	.358/.316	9-23/5-24	.391/.208	16-21/11-12	.762/.917	43/32 +11	12/11	12/8	6/3	2/5	16/19
UC Davis	32/32	39/41	71-73	(2)	24-59/27-57	.407/.474	7-19/8-21	.368/.381	16-21/11-24	.762/.458	32/42 (10)	14/13	17/21	5/2	14/6	21/23
Milwaukee	31/46	37/38	68-84	(16)	22-62/26-51	.355/.510	10-34/6-15	.294/.400	14-21/26-33	.667/.788	28/44 (16)	15/15	16/22	6/8	9/9	25/22
Missouri	40/50	49/46	89-96	(7)	34-63/34-61	.540/.557	13-26/11-27	.500/.407	8-15/17-23	.533/.739	30/29 +1	16/17	18/14	3/1	5/14	19/16
Purdue Fort Wayne	29/41	39/48	68-89	(21)	24-62/28-57	.387/.491	6-23/13-32	.261/.406	14-16/20-27	.875/.741	34/32 +2	16/21	15/14	3/2	9/8	21/18
Arkansas State	26/24	35/44	61-68	(7)	18-47/21-53	.383/.396	8-23/3-12	.348/.250	17-26/23-35	.654/.657	32/41 (9)	12/11	16/10	2/2	2/10	24/21
Iowa	41/58	34/48	75-106	(31)	30-71/38-66	.423/.576	8-28/8-22	.286/.364	7-8/22-33	.875/.667	30/47 (17)	13/20	10/10	1/3	5/4	23/13
Southern Illinois	30/32	38/38	68-70	(2)	23-57/20-54	.404/.370	11-28/6-23	.393/.261	11-18/24-31	.611/.774	26/33 (7)	15/10	13/13	3/2	7/7	22/18
Southern Indiana	26/43	55/43	81-86	(5)	28-62/25-62	.452/.403	9-28/7-26	.321/.269	16-30/29-42	.533/.690	37/50 (13)	11/17	15/14	7/1	6/9	30/21
SIU Edwardsville	37/32	45/41	82-73	+9	27-56/20-49	.482/.408	7-21/9-24	.333/.375	21-28/24-34	.750/.706	29/34 (5)	16/12	8/16	1/1	6/5	23/22
UT Martin	36/44	46/43	82-87	(5)	30-76/26-52	.395/.500	13-39/5-15	.333/.333	9-15/30-38	.600/.789	36/42 (6)	16/13	7/13	1/2	6/5	25/14
Little Rock	36/33	38/35	74-68	+6	29-66/25-57	.439/.439	6-26/8-14	.231/.571	10-17/10-12	.588/.833	39/35 +4	15/16	13/17	5/4	6/7	14/19
Lindenwood	45/28	49/43	94-71	+23	35-55/26-57	.636/.456	12-23/8-18	.522/.444	12-21/11-15	.571/.733	30/13 +17	23/13	13/14	2/0	9/7	20/15
Morehead State	47/49	44/37	91-86	+5	31-53/29-59	.585/.492	8-20/10-18	.400/.556	21-23/18-28	.913/.643	24/31 (7)	12/20	13/11	4/1	6/7	24/22
UT Martin	24/38	36/42	60-80	(20)	20-63/29-52	.317/.558	3-22/10-21	.136/.476	17-25/12-16	.680/.750	24/38 (14)	7/9	15/21	2/0	11/9	20/20
Tennessee Tech	37/25	29/41	84-77	+7	33-77/28-66	.429/.424	8-32/11-31	.250/.355	10-19/10-16	.526/.625	50/33 +17	18/14	13/14	5/2	6/6	17/18
Tennessee State	43/44	49-31	92-75	+17	31-64/29-59	.484/.492	10-27/10-24	.370/.417	20-26/7-15	.769/.467	33/30 +3	19/23	10/17	3/5	10/6	15/22
Eastern Illinois	39/29	40/39	79-68	+11	26-55/24-59	.473/.407	8-24/4-14	.333/.286	19-26/16-23	.731/.696	34/36 (2)	20/13	15/16	5/4	9/12	23/21
Little Rock	41/50	58/48	99-98	+1	30-57/33-58	.526/.569	14-27/4-9	.519/.444	25-35/28-36	.714/.778	23/32 (9)	18/17	11/14	6/1	3/5	25/24
Tennessee Tech	36/47	44/35	80-82	(2)	26-59/25-59	.441/.424	10-23/14-29	.435/.483	18-21/18-26	.857/.692	35/40 (5)	11/19	15/15	6/3	8/8	20/18
Tennessee State	35/47	30/38	65-85	(20)	21-55/27-63	.382/.429	4-25/10-29	.160/.345	19-28/21-30	.679/.700	36/44 (8)	7/11	19/15	1/0	7/3	31/23
Morehead State	25/34	34/31	59-65	(6)	19-49/25-57	.388/.439	4-14/7-18	.286/.389	17-21/8-18	.810/.444	27/36 (9)	5/9	9/7	0/0	5/5	19/20
Eastern Illinois	47/29	31/35	78-64	+14	28-60/26-58	.467/.448	9-32/3-10	.281/.300	13-18/9-13	.722/.692	32/35 (3)	17/14	15/20	2/3	6/10	17/20
Southern Indiana	36/39	49/41	85-80	+5	24-59/25-54	.407/.463	6-20/9-24	.300/.375	31-40/21-26	.775/.808	28/35 (7)	12/11	6/15	4/1	6/3	21/24
Lindenwood	45/32	33/46	102-105	(3)	37-75/32-65	.493/.492	6-25/8-17	.240/.471	22-36/33-44	.611/.750	47/37 +10	15/11	20/17	3/3	8/17	29/28
SIU Edwardsville	35/52	43/41	78-93	(15)	27-67/35-64	.403/.547	6-24/8-19	.250/.421	18-24/15-18	.750/.833	32/43 (11)	10/18	10/10	2/7	4/6	15/18
Lindenwood	39/35	45/30	84-65	+19	33-78/22-53	.423/.415	6-20/4-17	.300/.235	12-16/17-26	.750/.654	50/34 +16	14/7	9/18	0/5	10/3	22/18

Points in the Paint, Second Chance Points, Points Off Turnovers, Fastbreak Points, Bench Points

Opponent	W/L	POINTS IN THE PAINT		2ND CHANCE POINTS		POINTS OFF TURNOVERS		FAST BREAK POINTS		BENCH POINTS	
		SEMO	OPP.	SEMO	OPP.	SEMO	OPP.	SEMO	OPP.	SEMO	OPP.
South Florida	W	14	36	14	7	12	11	4	6	18	20
Lyon College	W	48	14	22	3	30	16	18	8	30	24
Evansville	W	24	34	8	15	10	11	15	16	23	9
Bradley	L	14	40	8	14	11	12	3	15	14	14
William Woods	W	28	52	23	5	20	16	11	8	34	24
Boston	W	14	24	15	8	14	14	5	13	16	12
UC Davis	L	32	34	2	11	17	15	22	16	15	13
Milwaukee	L	18	40	9	4	17	20	9	24	47	16
Missouri	L	36	44	6	7	12	29	8	31	20	29
Purdue Fort Wayne	L	24	26	6	3	13	22	21	21	7	45
Arkansas State	L	8	34	4	9	7	20	0	6	14	19
Iowa	L	30	54	9	13	12	10	2	21	33	37
Southern Illinois	L	20	26	2	12	10	14	10	15	15	22
Southern Indiana	L	34	32	11	10	16	10	13	14	32	19
SIU Edwardsville	W	34	18	8	14	15	11	16	15	23	21
UT Martin	L	28	32	11	13	9	8	7	19	30	17
Little Rock	W	9	18	10	9	9	18	11	17	10	33
Lindenwood	W	42	32	6	2	17	8	15	7	48	18
Morehead State	W	42	36	5	13	9	18	5	16	12	19
UT Martin	L	32	26	1	8	15	17	14	12	15	22
Tennessee Tech	W	44	28	14	3	19	15	18	16	24	38
Tennessee State	W	32	38	12	4	26	14	20	17	29	24
Eastern Illinois	W	30	28	9	14	20	15	13	10	32	25
Little Rock	W	28	40	10	12	15	15	19	17	31	29
Tennessee Tech	L	30	20	6	5	13	20	14	15	14	17
Tennessee State	L	28	32	8	19	19	18	6	9	26	31
Morehead State	L	30	26	7	6	2	15	6	3	9	16
Eastern Illinois	W	36	40	8	11	11	17	11	13	25	11
Southern Indiana	W	30	24	18	9	20	6	16	15	22	24
Lindenwood	L	52	44	13	16	28	19	18	20	8	33
SIU Edwardsville	L	36	42	16	17	12	18	20	7	22	23
Lindenwood	W	46	26	17	0	18	4	15	12	31	22



Game-by-Game Leaders

Opponent	W/L	Score	Points	Rebounds	Assists	Blocks	Steals
South Florida	W	64-61	Harris - 16	Clark, Earley - 8	Clark, Russell - 3	Earley, Larson - 1	Smart - 3
Lyon College	W	83-46	Russell - 23	Clark - 16	Smart - 6	Clark - 2	Russell - 5
Evansville	W	67-61	Harris - 14	Clark, Russell, Harris - 6	Harris - 3	Smart, Clark, Larson - 1	Russell, Smart, Harris - 1
Bradley	L	60-73	Harris - 14	Clark - 9	Russell - 7	Clark - 1	Clark - 3
William Woods	W	87-49	Mitchell - 14	Clark - 14	Russell - 8	Larson, Clark, Mitchell, Branson - 1	Eursher, Gowins - 2
Boston	W	63-52	Russell - 21	Clark - 12	Russell, Branson - 3	Clark - 5	Clark - 2
UC Davis	L	71-73	Russell, Harris - 16	Branson - 8	Russell - 4	Clark, Johnson, Branson, Smart, Larson - 1	Harris, Smart - 3
Milwaukee	L	68-84	Barnes - 22	Clark - 8	Clark - 8	Clark, Mitchell - 2	Clark - 5
Missouri	L	89-96	Russell - 26	Clark - 7	Russell - 7	Clark, Johnson, Branson - 1	Russell - 2
Purdue Fort Wayne	L	68-89	Russell - 25	Clark - 11	Russell - 6	Clark, Barnes, Russell - 1	Clark, Russell, Gowins - 2
Arkansas State	L	61-68	Larson - 19	Clark - 16	Clark - 4	Clark - 2	Clark - 2
Iowa	L	75-106	Harris - 19	Earley - 5	Russell - 5	Smart - 1	Branson - 2
Southern Illinois	L	68-70	Harris - 19	Clark - 7	Russell, Smart - 4	Johnson, Eursher, Clark - 1	Smart - 3
Southern Indiana	L	81-86	Harris - 16	Harris - 9	Harris - 3	Clark - 3	Russell, Smart, Harris - 2
SIU Edwardsville	W	82-73	Russell - 19	Clark - 10	Russell - 7	Clark - 1	Smart, Clark - 2
UT Martin	L	82-87	Russell - 28	Clark - 10	Russell, Harris, Branson - 4	Branson - 1	Russell - 4
Little Rock	W	74-68	Branson - 19	Harris - 7	Russell - 5	Clark, Harris - 2	Russell - 4
Lindenwood	W	94-71	Barnes - 20	Clark - 7	Clark, Russell, Branson - 4	Johnson, Larson - 1	Barnes - 3
Morehead State	W	91-86	Russell - 37	Smart, Barnes - 5	Russell - 6	Johnson - 1	Smart - 3
UT Martin	L	60-80	Harris - 16	Smart - 5	Barnes, Harris - 2	Johnson - 2	Clark - 4
Tennessee Tech	W	84-77 ^{20T}	Harris - 23	Harris - 11	Russell - 8	Smart - 2	Branson - 3
Tennessee State	W	92-75	Russell - 30	Smart, Branson - 6	Russell - 9	Russell, Smart, Larson - 1	Smart - 4
Eastern Illinois	W	78-68	Russell - 19	Earley - 8	Russell - 6	Larson - 3	Smart - 3
Little Rock	W	99-98	Russell - 37	Branson - 5	Russell - 10	Johnson, Earley - 2	Smart, Larson, Earley - 1
Tennessee Tech	L	80-82	Russell - 29	Harris - 9	Russell - 8	Johnson - 4	Smart - 4
Tennessee State	L	65-85	Harris - 15	Earley - 8	Russell - 4	Johnson - 1	Russell - 3
Morehead State	L	59-65	Russell - 20	Johnson - 6	Russell - 3	-	Branson - 2
Eastern Illinois	W	78-64	Smart - 14	Smart - 6	Russell - 7	Johnson, Larson - 1	Larson - 2
Southern Indiana	W	85-80	Harris - 20	Johnson, Russell, Branson, Earley - 5	Branson - 4	Johnson - 3	Branson - 4
Lindenwood	L	102-105 ^{20T}	Harris - 36	Smart, Earley - 8	Smart - 4	Johnson, Barnes, Larson - 1	Smart - 4
SIU Edwardsville	L	78-93	Harris - 20	Harris - 6	Harris, Russell - 4	Johnson, Smart - 1	Johnson, Smart, Branson, Barnes - 1
Lindenwood	W	84-65	Russell - 19	Earley - 12	Russell - 5	-	Russell - 5

Game-by-Game Starters

Opponent	W/L	Score	Guard	Guard	Guard	Guard/Forward	Center	First Man Off the Bench
South Florida	W	64-61	Russell	Harris	Smart	Clark, F	Johnson	Earley, 9 pts., 8 reb., 20 min.
Lyon College	W	83-46	Russell	Harris	Smart	Clark, F	Johnson	Larson, 8 pts., 4 reb., 21 min.
Evansville	W	67-61	Russell	Harris	Smart	Clark, F	Johnson	Earley, 13 pts., 4 reb., 22 min.
Bradley	L	60-73	Russell	Harris	Smart	Clark, F	Johnson	Earley, 8 pts., 6 reb., 24 min.
William Woods	W	87-49	Russell	Harris	Larson	Clark, F	Johnson	Branson, 7 pts., 7 reb., 19 min.
Boston	W	63-52	Russell	Harris	Branson	Clark, F	Johnson	Smart, 5 pts., 2 reb., 17 min.
UC Davis	L	71-73	Russell	Harris	Branson	Clark, F	Johnson	Barnes, 2 pts., 2 assists, 2 steals, 18 min.
Milwaukee	L	68-84	Russell	Harris	Branson	Clark, F	Johnson	Barnes, 22 pts., 5 reb., 22 min.
Missouri	L	89-96	Russell	Harris	Barnes	Clark, F	Johnson	Earley, 15 pts., 4 reb., 25 min.
Purdue Fort Wayne	L	68-89	Russell	Barnes	Branson	Clark, F	Johnson	Earley, 7 pts., 6 reb., 20 min.
Arkansas State	L	61-68	Russell	Smart	Larson	Clark, F	Johnson	Harris, 10 pts., 3 assists, 23 min.
Iowa	L	75-106	Russell	Smart	Larson	Clark, F	Johnson	Harris, 19 pts., 3 assists, 22 min.
Southern Illinois	L	68-70	Russell	Smart	Branson	Harris, G	Johnson	Earley, 11 pts., 3 reb., 20 min.
Southern Indiana	L	81-86	Russell	Harris	Smart	Clark, F	Johnson	Barnes, 8 pts., 3 reb., 26 min.
SIU Edwardsville	W	82-73	Russell	Harris	Smart	Branson, G	Johnson	Earley, 12 pts., 5 reb., 23 min.
UT Martin	L	82-87	Russell	Harris	Smart	Branson, G	Johnson	Earley, 4 pts., 2 reb., 5 min.
Little Rock	W	74-68	Russell	Harris	Branson	Clark, F	Johnson	Earley, 6 pts., 4 reb., 12 min.
Lindenwood	W	94-71	Russell	Harris	Branson	Clark, F	Johnson	Barnes, 20 pts., 29 min.
Morehead State	W	91-86	Russell	Harris	Branson	Smart, G	Johnson	Barnes, 6 pts., 5 reb., 30 min.
UT Martin	L	60-80	Barnes	Harris	Branson	Smart, G	Johnson	Clark, 6 pts., 5 reb., 29 min.
Tennessee Tech	W	84-77 ^{20T}	Russell	Harris	Branson	Smart, G	Johnson	Earley, 7 pts., 4 reb., 17 min.
Tennessee State	W	92-75	Russell	Harris	Branson	Smart, G	Johnson	Earley, 12 pts., 5 reb., 16 min.
Eastern Illinois	W	79-68	Russell	Harris	Branson	Smart, G	Johnson	Barnes, 11 pts., 2 reb., 33 min.
Little Rock	W	99-98	Russell	Harris	Branson	Smart, G	Johnson	Earley, 15 pts., 7 reb., 26 min.
Tennessee Tech	L	80-82	Russell	Harris	Branson	Smart, G	Johnson	Earley, 1 pt., 1 reb., 12 min.
Tennessee State	L	65-85	Russell	Harris	Branson	Smart, G	Johnson	Barnes, 9 pts., 1 reb., 30 min.
Morehead State	L	59-65	Russell	Harris	Branson	Smart, G	Johnson	Barnes, 3 pts., 1 reb., 25 min.
Eastern Illinois	W	78-64	Russell	Harris	Branson	Smart, G	Johnson	Barnes, 9 pts., 5 reb., 23 min.
Southern Indiana	W	85-80	Russell	Harris	Branson	Barnes, G	Johnson	Earley, 3 pts., 5 reb., 13 min.
Lindenwood	L	102-105 ^{20T}	Barnes	Harris	Branson	Smart, G	Johnson	Earley, 8 pts., 8 reb., 20 min.
SIU Edwardsville	L	78-93	Russell	Harris	Branson	Smart, G	Johnson	Earley, 8 pts., 17 min.
Lindenwood	W	84-65	Russell	Harris	Branson	Smart, G	Johnson	Earley, 12 pts., 14 reb., 21 min.

Starting Lineup Combinations

Record	Guard	Guard	Guard	Guard/Forward	Center
3-2	Russell	Harris	Smart	Clark, F	Johnson
1-0	Russell	Harris	Larson	Clark, F	Johnson
3-2	Russell	Harris	Branson	Clark, F	Johnson
0-1	Russell	Harris	Barnes	Clark, F	Johnson
0-1	Russell	Barnes	Branson	Clark, F	Johnson
0-2	Russell	Smart	Larson	Clark, F	Johnson
8-6	Russell	Smart	Branson	Harris, G	Johnson
0-2	Barnes	Harris	Branson	Smart, G	Johnson
1-0	Russell	Harris	Branson	Barnes, G	Johnson



2022-23 SOUTHEAST MISSOURI BASKETBALL NOTES

2022-23 TEAM GAME-BY-GAME STATISTICS

	Score	FG-A	Pct.	3FG-A	Pct.	FT-A	Pct.	OFF	DEF	Total	E	A	TO	B	S
Southeast Missouri	W, 64-61	20-56	.357	10-26	.385	14-22	.636	11	28	39	21	10	15	2	6
South Florida	-	24-52	.462	4-19	.211	9-19	.474	8	30	38	19	8	16	3	6
Southeast Missouri	W, 83-46	33-71	.465	8-33	.242	9-16	.563	20	29	49	17	17	19	4	14
Lyon College		14-48	.292	6-22	.273	12-15	.800	2	19	21	12	7	25	1	3
Southeast Missouri	W, 67-61	23-55	.418	6-18	.333	15-16	.938	7	31	38	24	8	14	1	3
Evansville		20-62	.323	3-22	.136	18-31	.581	18	26	44	19	4	12	2	6
Southeast Missouri	L, 60-73	20-56	.357	8-21	.381	12-16	.750	10	21	31	21	11	11	1	8
Bradley		27-54	.500	6-22	.273	13-22	.591	11	28	39	17	11	13	10	6
Southeast Missouri	W, 87-49	31-64	.484	5-20	.250	20-27	.741	18	31	49	10	20	11	4	6
William Woods		20-57	.351	5-22	.227	4-10	.400	4	16	20	20	11	17	4	6
Southeast Missouri	W, 63-52	19-53	.358	9-23	.391	16-21	.762	11	32	43	16	12	12	6	2
Boston		18-57	.316	5-24	.208	11-12	.917	7	25	32	19	11	8	3	5
Southeast Missouri	L, 71-73	24-59	.407	7-19	.368	16-21	.762	6	26	32	21	14	17	5	14
UC Davis		26-51	.510	6-15	.400	26-33	.788	11	33	44	22	15	22	8	9
Southeast Missouri	L, 68-84	22-62	.355	10-34	.294	14-21	.667	9	19	28	25	15	16	6	9
Milwaukee		26-51	.510	6-15	.400	26-33	.788	11	33	44	22	15	22	8	9
Southeast Missouri	L, 89-96	34-63	.540	13-26	.500	8-15	.533	8	22	30	19	16	18	3	5
Missouri		34-61	.557	11-27	.407	17-23	.739	8	21	29	16	17	14	1	14
Southeast Missouri	L, 68-89	24-62	.387	6-23	.261	14-16	.875	5	29	34	21	16	15	3	9
Purdue Fort Wayne		28-57	.491	13-32	.406	20-27	.741	4	28	32	18	21	14	2	8
Southeast Missouri	L, 61-68	18-47	.383	8-23	.348	17-26	.654	6	26	32	24	12	16	2	2
Arkansas State		21-53	.396	3-12	.250	23-35	.657	11	30	41	21	11	10	2	10
Southeast Missouri	L, 75-106	30-71	.423	8-28	.286	7-8	.875	7	23	30	23	13	10	1	5
Iowa		38-66	.576	80-22	.364	22-33	.667	12	35	47	13	20	10	3	4
Southeast Missouri	L, 68-70	23-57	.404	11-28	.393	11-18	.611	4	22	26	22	15	13	3	7
Southern Illinois		20-54	.370	6-23	.261	24-31	.774	9	24	33	18	10	13	2	7
Southeast Missouri	L, 81-86	28-62	.452	9-28	.321	16-30	.533	11	26	37	30	11	15	7	6
Southern Indiana		25-62	.403	7-26	.269	29-42	.690	18	32	50	21	17	14	1	9
Southeast Missouri	W, 82-73	27-56	.482	7-21	.333	21-28	.750	7	22	29	23	16	8	1	6
SIU Edwardsville		20-49	.408	9-24	.375	24-34	.706	10	24	34	22	12	16	1	5
Southeast Missouri	L, 82-87	30-76	.395	13-39	.333	9-15	.600	13	23	36	25	16	7	1	6
UT Martin		26-52	.500	5-15	.333	30-38	.789	7	35	42	14	13	13	2	5
Southeast Missouri	W, 74-68	29-66	.439	6-26	.231	10-17	.588	14	25	39	14	15	13	5	6
Little Rock		25-57	.439	8-14	.571	10-12	.833	8	27	35	19	16	17	4	7
Southeast Missouri	W, 94-71	35-55	.636	12-23	.522	12-21	.571	5	25	30	20	23	13	2	9
Lindenwood		26-57	.456	8-18	.444	11-15	.733	1	12	13	15	13	14	0	7
Southeast Missouri	W, 91-86	31-53	.585	8-20	.400	21-23	.913	4	20	24	24	12	13	4	6
Morehead State		29-59	.492	10-18	.556	18-28	.643	13	18	31	22	20	11	1	7
Southeast Missouri	L, 60-80	20-63	.317	3-22	.136	17-25	.680	8	16	24	20	7	15	2	11
UT Martin		29-52	.558	10-21	.476	12-16	.750	5	33	38	20	9	21	0	9
Southeast Missouri	W, 84-77 2OT	33-77	.429	8-32	.250	10-19	.526	15	35	50	17	18	13	5	6
Tennessee Tech		28-66	.424	11-31	.355	10-16	.625	3	30	33	18	14	14	2	6
Southeast Missouri	W, 92-75	31-64	.484	10-27	.370	20-26	.769	9	24	33	15	19	10	3	10
Tennessee State		29-59	.492	10-24	.417	7-15	.467	8	22	30	22	23	17	5	6
Southeast Missouri	W, 79-68	26-55	.473	8-24	.333	19-26	.731	8	26	34	23	20	15	5	9
Eastern Illinois		24-59	.407	4-14	.286	16-23	.696	12	24	36	21	13	16	4	12
Southeast Missouri	W, 99-98	30-57	.526	14-27	.519	25-35	.714	6	17	23	25	18	11	6	3
Little Rock		33-58	.569	4-9	.444	28-36	.778	7	25	32	24	17	14	1	5
Southeast Missouri	L, 80-82	26-59	.441	10-23	.435	18-21	.857	6	29	35	20	11	15	6	8
Tennessee Tech		25-59	.424	14-29	.483	18-26	.692	10	30	40	18	19	15	3	8
Southeast Missouri	L, 65-85	21-55	.382	4-25	.160	19-28	.679	9	28	36	31	7	19	1	7
Tennessee State		27-63	.429	10-29	.345	21-30	.700	12	32	44	23	11	15	0	3
Southeast Missouri	L, 59-65	19-49	.388	4-14	.286	17-21	.810	5	22	27	19	5	9	0	5
Morehead State		25-57	.439	7-18	.389	8-18	.444	10	26	36	20	9	7	0	5
Southeast Missouri	W, 78-64	28-60	.467	9-32	.281	13-18	.722	7	25	32	17	17	15	2	6
Eastern Illinois		26-58	.448	3-10	.300	9-13	.692	8	27	35	20	14	20	3	10
Southeast Missouri	W, 85-80	24-59	.407	6-20	.300	31-40	.775	11	17	28	21	12	6	4	6
Southern Indiana		25-54	.463	9-24	.375	21-26	.808	9	26	35	24	11	15	1	3
Southeast Missouri	L, 102-105 2OT	37-75	.493	6-25	.240	22-36	.611	20	27	47	29	10	29	3	8
Lindenwood		32-65	.492	8-17	.471	33-44	.750	10	27	37	28	11	17	3	17
Southeast Missouri	L, 78-93	27-67	.403	6-24	.250	18-24	.750	14	18	32	15	15	10	2	4
SIU Edwardsville		35-64	.547	8-19	.421	15-18	.833	13	30	43	18	18	10	7	6
Southeast Missouri	W, 84-65	33-78	.423	6-20	.300	12-16	.750	17	33	50	22	14	9	0	10
Lindenwood		22-53	.415	4-17	.235	17-26	.654	5	29	34	18	7	18	5	3



2022-23 Game-by-Game Leaders Summary (# of Games)

Points

Chris Harris.....	15
Phillip Russell.....	12
Israel Barnes.....	2
Josh Mitchell.....	1
Adam Larson.....	1
Dylan Branson.....	1
Aquan Smart.....	1

Rebounds

Kobe Clark.....	14
Josh Earley.....	9
Chris Harris.....	6
Dylan Branson.....	4
Aquan Smart.....	3
Phillip Russell.....	2
Nate Johnson.....	2
Israel Barnes.....	1

Assists

Phillip Russell.....	24
Chris Harris.....	5
Kobe Clark.....	4
Dylan Branson.....	4
Aquan Smart.....	3
Israel Barnes.....	1

Blocks

Kobe Clark.....	14
Nate Johnson.....	12
Adam Larson.....	7
Aquan Smart.....	6
Dylan Branson.....	4
Phillip Russell.....	2
Josh Mitchell.....	2
Israel Barnes.....	2
Evan Eurscher.....	1
Chris Harris.....	1
Mason Hanback.....	1
Josh Earley.....	1

Steals

Aquan Smart.....	12
Phillip Russell.....	8
Kobe Clark.....	6
Dylan Branson.....	5
Chris Harris.....	3
Israel Barnes.....	2
Evan Eurscher.....	1
Tevin Gowins.....	1
Adam Larson.....	1
Nate Johnson.....	1

Dunks (# for 2022-23 Season)

Josh Earley.....	14
Nate Johnson.....	13
Adam Larson.....	7
Josh Mitchell.....	4
Kobe Clark.....	4
Aquan Smart.....	4
Mason Hanback.....	2
Phillip Russell.....	1
Tevin Gowins.....	1
Chris Harris.....	1
Dylan Branson.....	1

Games Played/Started

	2022-23	Career
Chris Harris	31/29	88/61
Dylan Branson	28/23	87/56
Nate Johnson	32/32	66/30
Phillip Russell	30/30	60/60
Adam Larson	30/3	30/3
Aquan Smart	29/23	29/23
Josh Earley	27/0	27/0
Israel Barnes	24/5	24/5
Evan Eurscher	21/0	21/0
Kobe Clark	19/15	19/15
Tevin Gowins	17/0	17/0
Josh Mitchell	16/0	16/0
Mason Hanback	9/0	9/0

Career Ledger

Double-Digit Point Games

	2022-23	Career
Chris Harris.....	24	58
Phillip Russell.....	29	49
Dylan Branson.....	8	10
Israel Barnes.....	10	10
Josh Earley.....	10	10
Aquan Smart.....	8	8
Adam Larson.....	5	5
Nate Johnson.....	4	6
Kobe Clark.....	4	4
Josh Mitchell.....	1	1
Evan Eurscher.....	1	1

Double-Digit Rebound Games

	2022-23	Career
Kobe Clark.....	7	7
Josh Earley.....	2	2
Phillip Russell.....	-	1
Josh Mitchell.....	1	1
Chris Harris.....	1	1
Dylan Branson.....	1	1

20+ Point Games

	2022-23	Career
Phillip Russell.....	10	16
Chris Harris.....	6	9
Israel Barnes.....	5	5
Aquan Smart.....	1	1

30-Point Games

	2022-23	Career
Phillip Russell.....	3	4
Chris Harris.....	1	1

8+ Rebound Games

	2022-23	Career
Kobe Clark.....	9	9
Josh Earley.....	6	6
Chris Harris.....	3	4
Dylan Branson.....	2	2
Eric Reed, Jr.....	-	1
Phillip Russell.....	-	1
Josh Mitchell.....	1	1
Aquan Smart.....	1	1

5+ Assist Games

	2022-23	Career
Phillip Russell.....	16	19
Chris Harris.....	-	12
Kobe Clark.....	3	3
Dylan Branson.....	-	2
Aquan Smart.....	1	1

3+ Steal Games

	2022-23	Career
Aquan Smart.....	9	9
Phillip Russell.....	5	8
Chris Harris.....	2	5
Kobe Clark.....	4	4
Dylan Branson.....	2	2
Israel Barnes.....	1	1

Double-Doubles

	2022-23	Career
Phillip Russell.....	1	2
Josh Earley.....	2	2
Josh Mitchell.....	1	1
Chris Harris.....	1	1

SEMO's 2022-23 Record:

At Home.....	9-4
On the Road.....	5-11
At Neutral Sites.....	2-1
In Ohio Valley Conference Games.....	10-8
In November.....	5-3
In December.....	1-6
In January.....	6-2
In February.....	3-5
In March.....	1-0
Leading at the Half.....	11-2
Trailing at the Half.....	4-13
Tied at the Half.....	1-1
In Overtime Games.....	1-0
The Redhawks Score First.....	9-6
In 1-4 Point Games.....	2-4
In 5-9 Point Games.....	6-5
In 10-14 Point Games.....	3-1
In 15+ Point Games.....	5-6
Leading with Five Minutes Left in Regulation.....	13-1
Trailing with Five Minutes Left in Regulation.....	3-15
Tied with Five Minutes Left in Regulation.....	0-0
Scoring Less than 50 Points.....	0-0
Scoring 50-59 Points.....	0-1
Scoring 60-69 Points.....	3-7
Scoring 70-79 Points.....	3-3
Scoring 80-89 Points.....	6-4
Scoring 90-99 Points.....	4-0
Scoring 100 or more Points.....	0-1
Giving up Less Than 50 Points.....	2-0
Giving up 50-59 Points.....	2-0
Giving up 60-69 Points.....	5-2
Giving up 70-79 Points.....	4-3
Giving up 80-89 Points.....	2-7
Giving up 90-99 Points.....	1-2
Giving up 100 or more Points.....	0-2
Shooting 50% or Better from the Field.....	3-1
Shooting Less Than 50% from the Field.....	13-15
Opponent Shoots 50% or Better from the Field.....	1-7
Opponent Shoots Less Than 50% from the Field.....	15-9
Outshooting Opponent.....	11-3
Outshot by Opponent.....	3-12
Field Goal Percentage is Tied.....	1-1
Shooting 50% or Better from 3-Point Range.....	3-2
Shooting Less Than 50% from 3-Point Range.....	13-14
Opponent Shoots 50% or Better from 3-Point Range.....	2-0
Opponent Shoots Less Than 50% from 3-Point Range.....	14-16
Shooting 50% or Better from the Free Throw Line.....	16-16
Shooting Less Than 50% from the Free Throw Line.....	0-0
Opponent Shoots 50% or Better from the Free Throw Line.....	13-13
Opponent Shoots Less Than 50% from the Free Throw Line.....	3-3
Shooting More Free Throws Than Opponent.....	11-3
Shooting Less Free Throws Than Opponent.....	5-13
Free Throws are Tied.....	0-0
SEMO's Starters Outscore Opponent's Starters.....	12-5
Opponent's Starters Outscore SEMO's Starters.....	3-11
Starter Scoring is Tied.....	1-0
Bench Outscores Opponent.....	11-5
Opponent Bench Outscores SEMO.....	5-11
Bench Scoring is Tied.....	0-1
Bench Contributes Double Figures in Points.....	16-13
No Redhawk Players Score Double Figures.....	0-0
Two Redhawk Players Score Double Figures.....	3-4
3+ Redhawk Players Score Double Figures.....	13-11
Outrebounding an Opponent.....	10-3
Opponent Outrebounds SEMO.....	6-13
Rebounds are Tied.....	0-0
Getting 10+ Assists.....	15-12
Getting 10+ Steals.....	2-2
Getting 5+ Blocks.....	5-4
Forcing more Turnovers than Opponent.....	13-5
Committing more Turnovers than Opponent.....	3-7
Turnovers are Tied.....	0-4