

# 2022-23 SOUTHEAST MISSOURI BASKETBALL



# OHIO VALLEY CONFERENCE CHAMPIONS



NCAA TOURNAMENT GUIDE



## OVC CHAMPS NCAA TOURNEY

2000	2000
2023	2023

### SCHEDULE

#### November (5-3)

7	at South Florida	ESPN+	W, 64-61
12	<b>Lyon College</b>	ESPN+	<b>W, 83-46</b>
16	at Evansville	ESPN+	W, 67-61
19	at Bradley	ESPN+	L, 60-73
22	<b>William Woods</b>	ESPN+	<b>W, 87-49</b>
26	vs. Boston !		W, 63-52
27	vs. UC Davis !		L, 71-73
28	at Milwaukee !	ESPN+	L, 68-84

#### December (1-6, 1-1 OVC)

4	at Missouri	SECN+	L, 89-96
7	<b>Purdue Fort Wayne</b>	ESPN+	<b>L, 68-89</b>
14	at Arkansas State		L, 61-68
17	at Iowa	BTN	L, 75-106
21	<b>Southern Illinois</b>	ESPN+	<b>L, 68-70</b>
29	at Southern Indiana	ESPN+	L, 81-86
31	<b>SIU Edwardsville</b>	ESPN+	<b>W, 82-73</b>

#### January (6-2, 6-2 OVC)

5	at UT Martin	ESPN+	L, 82-87
7	at Little Rock	ESPN+	W, 74-68
12	<b>Lindenwood</b>	ESPN+	<b>W, 94-71</b>
14	at Morehead State	ESPN+	W, 91-86
19	<b>UT Martin</b>	ESPN+	<b>L, 60-80</b>
21	<b>Tennessee Tech</b>	ESPN+	<b>W, 84-77</b> <sup>2OT</sup>
26	<b>Tennessee State</b>	ESPN+	<b>W, 92-75</b>
28	at Eastern Illinois	ESPN+	W, 79-68

#### February (3-5, 3-5 OVC)

2	<b>Little Rock</b>	ESPN+	<b>W, 99-98</b>
4	at Tennessee Tech	ESPN+	L, 80-82
9	at Tennessee State	ESPN+	L, 65-85
11	<b>Morehead State</b>	ESPN+	<b>L, 59-65</b>
16	<b>Eastern Illinois</b>	ESPN+	<b>W, 78-64</b>
18	<b>Southern Indiana</b>	ESPN+	<b>W, 85-80</b>
23	at Lindenwood	ESPN+	L, 102-105 <sup>2OT</sup>
25	at SIU Edwardsville	ESPN+	L, 78-93

#### March (4-0)

<u>OVC Tournament</u>			
1	vs. #8 Lindenwood	First Round	W, 84-65
2	vs. #4 Tennessee State	Quarterfinals	W, 91-83
3	vs. #1 Morehead State	Semifinals	W, 65-58
4	vs. #2 Tennessee Tech	Championship	W, 89-82 <sup>OT</sup>
<u>NCAA Tournament</u>			
14	vs. #16 Texas A&M-CC	First Four	5:40 p.m.

All games broadcast live on the radio at Real Rock 99.3 FM. All times Central and Subject to Change;  
Home Games in **Bold**; \* - Denotes OVC Game  
! - Cream City Classic (Milwaukee, Wis.)



#### Southeast Missouri or SEMO

is the preferred reference for Southeast Missouri State University athletic teams. Southeastern Missouri State is **NOT** an acceptable reference.



## SOUTHEAST MISSOURI BASKETBALL

SEMORedhawks.com // @SEMOMBB

Contact: Jeff Honza, Associate AD Strategic Communications // Office: (573) 651-2933 // redhawk1@me.com

### GAME 36 // #16 SOUTHEAST MISSOURI vs. #16 TEXAS A&M-CC

First Four // Tuesday, Mar. 14, 2023 // 5:40 p.m., CT // UD Arena // Dayton, Ohio  
TV: truTV // Listen: Westwood One // Live Stats: NCAA.com // Twitter: @SEMOMBB



**23-10**  
14-4

#### #16 TEXAS A&M-CC



**19-16**  
10-8 OVC

#### #16 SEMO REDHAWKS

Head Coach ..... Steve Lutz  
Career Record (Yrs.) ..... 46-22 (2)  
Record at TAMCC (Yrs.) ..... 46-22 (2)  
Southland Record ..... 21-11

Head Coach ..... Brad Korn  
Career Record (Yrs.) ..... 44-50 (3)  
Record at SEMO (Yrs.) ..... 44-50 (3)  
OVC Record ..... 27-28

#### // Time to Dance

#16 Southeast Missouri (19-16) will square off against #16 Texas A&M-Corpus Christi (23-10) in the First Four of the NCAA Tournament Tuesday. Tip-off is set for 5:40 p.m., CT at UD Arena in Dayton, Ohio.

#### // Follow the Redhawks

Fans can listen live on the radio with Westwood One. Erik Sean will be on the call. The game will be televised live on truTV with Tom McCarthy, Avery Johnson and Jon Rothstein calling the action. Live stats are available at NCAA.com and Twitter updates will be provided @SEMOMBB.

#### // Series History

Southeast Missouri meets Southland Conference member Texas A&M-CC for the first time Tuesday. The Islanders are the automatic qualifier out of their conference this season.

#### // Winner Goes to South Regional

The winner of Tuesday's game between #16 Southeast Missouri and #16 Texas A&M-CC will go to the South Regional in Birmingham, Alabama to play #1 Alabama on Thursday, Mar. 16. Tip for that game in Birmingham is 1:45 p.m., CT on CBS.

#### // First NCAA Tournament in 23 Years

The Redhawks are in their first NCAA Tournament in 23 years and second in program history. Southeast Missouri last made the NCAA Tournament in 1999-2000. SEMO is 0-1 all-time at the NCAA Tournament. The Redhawks came up on the short end of a close 64-61 loss to LSU (Mar. 16) in Salt Lake City, Utah that year. SEMO was a #13 seed in the 2000 NCAA Tournament, which was won by Michigan State in Indianapolis, Indiana.

#### // Winning Season

At 19-16 overall, Southeast Missouri has its first winning season in nine years. SEMO finished the 2013-14 campaign at 18-14 overall for its last winning season. The Redhawks ended a streak of eight-straight losing records. One more victory will give SEMO 20 wins in a season for only the third time during its NCAA Division I era in program history. The Redhawks also went 20-9 in 1998-99 and 24-7 in 1999-2000. This year is SEMO's ninth winning season since the Redhawks joined the Division I ranks in 1991-92.

#### // OVC Champions

The Redhawks, 4-0 in March, stormed their way into the NCAA Tournament when they won four games in four days to claim this year's Ohio Valley Conference Tournament Championship. As a #5 seed,





## 2022-23 SOUTHEAST MISSOURI BASKETBALL NOTES

### NCAA TOURNAMENT // VS. #16 TEXAS A&M-CC // FIRST FOUR

Southeast Missouri beat #8 Lindenwood (Mar. 1) and #4 Tennessee State (Mar. 2) before ousting the tournament's top two seeds in #1 Morehead State (Mar. 3) and #2 Tennessee Tech (Mar. 4). SEMO became the first #5 seed to ever win the OVC Tournament and is the first team to win four games in four days at the event since Austin Peay accomplished the feat in 2016.

#### // First Ticket Punched

Southeast Missouri was the first team to punch its ticket in this year's NCAA Tournament when it took down Tennessee Tech, 89-82, in overtime during the Ohio Valley Conference Championship game on Mar. 4. SEMO was one of four teams which eliminated a conference tournament #1 seed during the opening weekend of postseason play. Northern Arizona (Big Sky Conference), Drake (Missouri Valley Conference) and South Alabama (Sun Belt Conference) were the others.

#### // OVC at the NCAA Tournament

The Ohio Valley Conference is 27-73 all-time in NCAA Tournament games. Murray State was the last to represent the league in the 68-team bracket in 2022. That year, the #7 Racers beat #10 San Francisco, 92-87, in overtime in the first round before falling to #15 Saint Peter's, 70-60, in the second round of the East Region.

#### // Born for This Moment

Of Southeast Missouri's 2022-23 roster, only two players were born the last time the Redhawks made the NCAA Tournament in 2000. Chris Harris was two years old and Nate Johnson was a month and 11 days old at the time. The rest of the team wasn't even born yet.

#### // NCAA Tournament Pedigree

This year marks Brad Korn's first NCAA Tournament appearances as a head coach. Overall, this is Korn's 11th NCAA Tournament between his career as a coach and player. Here is a complete list of those appearances.

#### As a Player

Southern Illinois (Sweet 16), 2001-02  
Southern Illinois (First Round), 2002-03  
Southern Illinois (First Round), 2003-04

#### As a Coach

Southern Illinois (NCAA Second Round)  
Graduate Assistant, 2004-05  
Southern Illinois (NCAA First Round)  
Graduate Assistant, 2005-06  
Southern Illinois (NCAA Sweet 16)  
Assistant Coach, 2006-07  
Kansas State (NCAA Second Round)  
Director of Operations, 2012-13  
Kansas State (NCAA First Round)  
Assistant Coach, 2016-17  
Kansas State (NCAA Elite 8)  
Assistant Coach, 2017-18  
Kansas State (NCAA First Round)  
Assistant Coach, 2018-19  
Southeast Missouri (NCAA First Four)  
Head Coach, 2022-23

#### // MVP, MVP, MVP

Chris Harris, in his fourth year as the oldest player on Southeast Missouri's roster, earned this year's coveted Ohio Valley Conference Tournament Most Valuable Player Award. Harris had an outstanding tournament averaging 20.3 points per game in his first four starts this postseason. He scored 36 of his 81 points in the tournament at the free throw line (36-of-45). Harris also scored 29 points in SEMO's quarterfinal win over

#4 Tennessee State (Mar. 2) and 26 points in the championship game vs. #2 Tennessee Tech (Mar. 4).

#### // Russell Gets All-Tournament Team Honors

Phillip Russell joined Christ Harris on this year's Ohio Valley Conference All-Tournament Team. Russell averaged 18 points in four starts and led Southeast Missouri with eight 3-pointers made. Russell also dished out 17 assists, collected nine steals and made 26-of-33 free throws in the tournament. He scored the final seven points of the overtime period that nailed down Southeast Missouri's tournament clinching win over #2 Tennessee Tech (Mar. 4).

#### // All-OVC Honorees

In addition to their Ohio Valley Conference All-Tournament Team honors, guards Phillip Russell and Chris Harris were also named to the league's All-Conference Team. Russell garnered First-Team All-OVC honors for the first time in his career, while Harris was a second-team selection for the first All-OVC accolade of his tenure.

#### // 1,000 Point Scorers

Chris Harris and Phillip Russell each went over 1,000 career points this season. Harris (1,146) surpassed the mark when he scored 20 vs. Southern Indiana (Feb. 18), the final home game of his

### 2022-23 OVC Standings

	OVC					Overall					
	Record	Pct.	Home	Away	Streak	Record	Pct.	Home	Away	Neutral	Streak
Morehead State ! #	14-4	.778	8-1	6-3	W5	21-11	.656	14-2	7-8	0-1	L1
Tennessee Tech #	11-7	.611	7-2	4-5	W2	16-17	.485	11-5	4-11	1-1	L1
Tennessee State #	10-8	.556	6-3	4-5	L1	18-14	.562	13-4	4-8	1-2	L2
UT Martin #	10-8	.556	7-2	3-6	L2	19-14	.576	14-2	4-11	1-1	L1
<b>Southeast Missouri #</b>	<b>10-8</b>	<b>.556</b>	<b>7-2</b>	<b>3-6</b>	<b>L2</b>	<b>19-16</b>	<b>.543</b>	<b>9-4</b>	<b>5-11</b>	<b>5-1</b>	<b>W4</b>
SIUE #	9-9	.500	5-4	4-5	W1	19-14	.576	9-5	7-8	3-1	L1
Southern Indiana #	9-9	.500	5-4	4-5	W1	16-16	.500	10-4	5-11	1-1	L1
Lindenwood #	6-12	.333	5-4	1-8	W2	11-21	.344	9-4	2-14	0-3	L1
Little Rock	6-12	.333	4-5	2-7	L1	10-21	.323	8-5	2-16	0-0	L1
Eastern Illinois	5-13	.278	4-5	1-8	L4	9-22	.290	6-9	3-12	0-1	L4

! - OVC regular-season champion; # - OVC Tournament participant

# 2022-23 SOUTHEAST MISSOURI BASKETBALL NOTES

## NCAA TOURNAMENT // VS. #16 TEXAS A&M-CC // FIRST FOUR



career. Russell (1,001) accomplished the feat during his stretch of scoring the final seven points of the Redhawks Ohio Valley Conference Championship game win over Tennessee Tech (Mar. 4). Russell (600) and Harris (522) are both over 500 points this year alone.

### // Seniors Rise to the Occasion

Seniors Chris Harris, Israel Barnes and Nate Johnson don't want this season to end anytime soon. The trio is coming off an outstanding Ohio Valley Conference Tournament run. Harris averaged 20.3 points, while Barnes and Johnson followed with 10 and 9.3 points per game, respectively, in the tournament. The three combined for seven double-digit

scoring performances and accounted for 48 percent of Southeast Missouri's scoring output in the tournament.

### // Third OVC Title Game Appearance


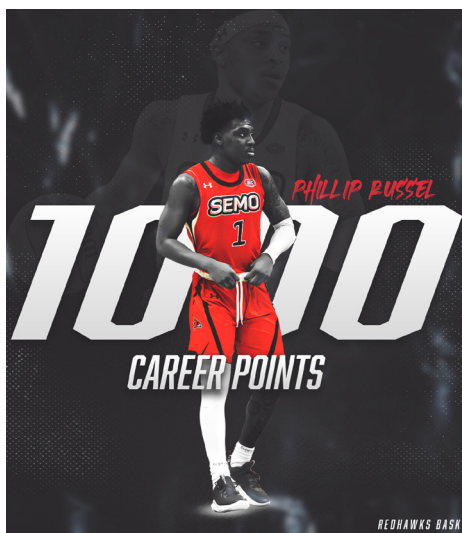
This year marked Southeast Missouri's third trip to the Ohio Valley Conference Tournament title game in program history. Prior to this season, the Redhawks played for the OVC Tournament crown in 1999 and 2000. SEMO won the event in 2000 and 2023.

### // High Scoring Hawks

Southeast Missouri outscored its opponents by a +10.2 margin in this year's Ohio Valley Conference Tournament. SEMO averaged 82.2 points per game to its opponents

### 2022-23 Stats Comparison

TAMCC	SEMO
23-10.....Record .....	19-16.....
14-4.....Conference Record .....	10-8.....
80.4.....Points Per Game.....	77.7.....
72.5.....Opp. Points Per Game.....	76.0.....
+7.9.....Scoring Margin .....	+1.7.....
.457.....Field Goal Percentage.....	.436.....
.446.....Opp. Field Goal Percentage.....	.447.....
.368.....3-Point Field Goal Percentage.....	.327.....
.331.....Opp. 3-Point Field Goal Percentage.....	.347.....
.790.....Free Throw Percentage.....	.715.....
.688.....Opp. Free Throw Percentage.....	.689.....
36.9.....Rebounds Per Game .....	35.2.....
33.2.....Opp. Rebounds Per Game.....	36.0.....
+3.7.....Rebounding Margin .....	-0.8.....
15.7.....Assists Per Game.....	13.7.....
13.0.....Turnovers Per Game .....	13.1.....
-2.4.....Turnover Margin.....	+1.5.....
1.7.....Blocks Per Game .....	3.2.....
8.8.....Steals Per Game.....	6.9.....



### 2023 NCAA Tournament Programming Schedule

#### Sunday, March 12

Selection Show, 5 p.m., CT (CBS)

#### Tuesday, March 14 - Wednesday, March 15

NCAA First Four (truTV), coverage at 5 p.m., CT both nights

#### Network Breakdown

CBS will broadcast 24 games including the National Championship, Final Four, Elite 8, Sweet 16 and first and second rounds

TBS will televise 18 games including the Elite 8, Sweet 16 and second round games

truTV will air a total of 13 games, including the First Four and the first and second rounds

TNT will televise 12 games including first and second round matchups

#### Sweet 16

Sweet 16 games will begin on TBS at 5:15 p.m., CT and on CBS at 6 p.m., CT on both Thursday, Mar. 23 and Friday, Mar. 24

#### Elite 8

Elite 8 games will be split by TBS and CBS. TBS will air the games on Saturday, Mar. 25 beginning at 5 p.m., CT, while CBS will broadcast the games on Sunday, Mar. 26 starting at 1 p.m., CT

#### Final Four (Saturday, Apr. 1)

Final Four Pregame Show, 3-5 p.m., CT on CBS

#### National Championship Game (Monday, Apr. 3)

7:30 p.m., CT on CBS

### Southeast Missouri Probable Starters



1

Phillip Russell  
G / 5-10 / 165 / So.  
St. Louis, Mo.



3

Aquan Smart  
G / 6-3 / 175 / So.  
Evanston, Ill.




5

Chris Harris  
G / 6-3 / 205 / Sr.  
Antioch, Ill.



14

Nate Johnson  
F / 6-9 / 250 / Sr.  
Broward County, Fla.



33

Dylan Branson  
F / 6-5 / 220 / So.  
St. Louis, Mo.





## 2022-23 SOUTHEAST MISSOURI BASKETBALL NOTES

### NCAA TOURNAMENT // VS. #16 TEXAS A&M-CC // FIRST FOUR

72. The Redhawks scored 84 or more points during three of their four postseason contests. SEMO scored a OVC Tournament high 91 points in its quarterfinal win over #4 Tennessee State (Mar. 2). The Redhawks also put up 84 points vs. #8 Lindenwood (Mar. 1) and 89 vs. #2 Tennessee Tech (Mar. 4).

#### // Big Difference

The Redhawks outscored their opponents, 87-65 (+22) at the free throw line

during their Ohio Valley Conference Tournament run. SEMO made 87-of-112 free throws for 77.7 percent. Chris Harris (36) and Phillip Russell (26) accounted for 62 of those points at the free throw line. Aquan Smart also made a perfect 10-of-10 at the charity stripe. Heading into this week's NCAA Tournament, the Redhawks rank 13th in the nation in free throw attempts per game (23.1) and 18th in free throws made per game (16.5).

#### // High Scoring Hawks

Southeast Missouri outscored its opponents by a +10.2 margin in this year's Ohio Valley Conference Tournament. SEMO averaged 82.2 points per game to its opponents 72. The Redhawks scored 84 or more points during three of their four postseason contests. SEMO scored a OVC Tournament high 91 points in its quarterfinal win over

#### // Second Half Fury

Southeast Missouri trailed by 11 points in the first half and did not get its first lead against Morehead State until Dylan Branson made two free throws with 4:45 remaining. SEMO outscored the Eagles, 20-7, in the final 8:43 of the game to claim its spot in the Ohio Valley Conference Tournament Championship. The Redhawks took over in the second half beating MSU, 36-24, in the final 20 minutes.

#### // Step Back Dagger

After Morehead State made it a three-point game (61-58) with 50 second on the clock, Phillip Russell drilled a step back 3-pointer 19 seconds later to bury the Eagles for good. The 3-pointer was Russell's team-high 77th of the season.

#### // Earley Goes for a Double-Double

Josh Earley scored 11 points to go along with a career-high 13 rebounds in 24 minutes off the bench against Morehead State (Mar. 3). He made 5-of-6 field goals along the way. Earley earned his second double-double of the season.

#### // Unbelievable OVC Championship

March Madness are the words that summed up Southeast Missouri's 89-82 win over #2 Tennessee Tech in the Ohio Valley Conference Championship on Mar. 4. SEMO held a 72-65 lead with 1:11 left in the game before TTU erased the deficit. Jayvis Harvey made a 3-pointer and then scored on a jumper in the paint to get the Golden Eagles within two (72-70) with 32 seconds on the clock. A 3-pointer on TTU's next possession after a SEMO turnover put the Golden Eagles ahead by one with 10 seconds. Chris Harris was fouled behind the 3-point line and calmly made three free throws to put the Redhawks back up, 75-73, with just two ticks left. On TTU's final possession, Dionte Wood made what was initially ruled a game-winning 3-pointer at the buzzer, but the shot was later changed to two points after a replay review revealed Wood's foot was on the line. That sent the game to overtime. During the extra period, the Golden Eagles managed to get a 78-75 lead on three free throws in the first 1:06 of overtime and led by as many as four with 2:37 to go. Israel Barnes countered by scoring five points. Barnes nailed a corner 3-pointer to get back a 82-80 edge for SEMO. Harvey made two free throws to tie the game at 82-82 and that was the last time the Golden

#### // 2022-23 Honors & Awards

##### Preseason All-OVC

Chris Harris, G  
Phillip Russell, G

##### OVC Player of the Week

Israel Barnes, G, Dec. 5  
Phillip Russell, G, Jan. 16  
Phillip Russell, G, Feb. 6

##### OVC Newcomer of the Week

Kobe Clark, F, Nov. 21  
Israel Barnes, G, Dec. 5

##### All-OVC

Phillip Russell, G, First-Team  
Chris Harris, G, Second-Team

##### OVC All-Tournament Team

Chris Harris, G, MVP  
Phillip Russell, G

# 2022-23 SOUTHEAST MISSOURI BASKETBALL NOTES

## NCAA TOURNAMENT // VS. #16 TEXAS A&M-CC // FIRST FOUR



Eagles were ahead as the Redhawks closed out the victory on 7-0 run. Phillip Russell scored the final seven points of the game to seal the win with five of those coming at the free throw line.

### // Third-Straight OVC Tournament

Southeast Missouri made the Ohio Valley Conference Tournament for the third year in a row under Head Coach Brad Korn. Korn took the Redhawks to the league's postseason tournament all three of his seasons as head coach. In his first year at the SEMO helm, Korn led the Redhawks to their first OVC Tournament in five years during the 2020-21 campaign. The last time SEMO made three-straight OVC Tournament appearances was 2013-15.

### // Another OVC Tournament Win for Korn

Head Coach Brad Korn has five Ohio Valley Conference Tournament victories in his career as Southeast Missouri's head coach. Korn is now 5-2 all-time at the league's postseason tournament.

### // 18th OVC Tournament Berth

The Redhawks made their 18th trip to the Ohio Valley Conference Tournament in program history this season. Southeast Missouri appeared in the league's postseason event in 1997, 1998, 1999, 2000, 2001, 2002, 2003, 2005, 2007, 2011, 2012, 2013, 2014, 2015, 2017, 2021, 2022 and 2023. SEMO is 16-16 all-time in the OVC Tournament. The Redhawks won their only OVC Tournament titles and made their only NCAA Tournament appearances in 2000 and 2023. The Redhawks have been in the championship game three times (1999, 2000, 2023) and the semifinals on five occasions (1999, 2000, 2005, 2022, 2023).

### // #5 Seed

In 2023, Southeast Missouri was a #5 seed in the Ohio Valley Conference Tournament for the fifth time in program history. SEMO was also the #5 seed in

1998, 2001, 2012 and 2017 tournaments. The Redhawks are 6-5 as the #5 seed and the only school that won the OVC Tournament as a #5.

### // First Wins vs. #2 and #4 Seeds

The Redhawks beat a #2 and #4 seed for the first time in their Ohio Valley Conference Tournament history. Southeast Missouri beat #2 Tennessee Tech, 89-82, in overtime to win the championship on Mar. 4 and, #4 Tennessee State, 91-83, on Mar. 2. SEMO is now 1-4 vs. both the #1 and #4 seeds.

### // Four-Game Winning Streak

Southeast Missouri claimed its fourth-straight win with an 89-82 victory over #2 Tennessee Tech (Mar. 4). It ties SEMO's longest winning streak of the season.

### // Records vs. Seeds

Here is how Southeast Missouri has fared against all seeds in the Ohio Valley Conference Tournament.

vs. #1 Seed.....	2-3
vs. #2 Seed.....	1-4
vs. #3 Seed.....	2-4
vs. #4 Seed.....	1-4
vs. #5 Seed.....	1-1
vs. #6 Seed.....	2-0
vs. #7 Seed.....	4-0
vs. #8 Seed.....	3-0

### // OVC Tournament Experience

Three players, including Chris Harris, Dylan Branson and Nate Johnson experienced the Ohio Valley Conference Tournament for the third year in a row. Meanwhile, Phillip Russell played in his second-straight OVC Tournament. Israel Barnes, Josh Earley, Aquan Smart, Evan Eursher, Tevin Gowins, Josh Mitchell, Mason Hanback and Adam Larson went to the OVC Tournament for the first time.

### // Redhawks Bounce Tennessee State

For the second-straight year, the Redhawks eliminated Tennessee State from the Ohio Valley Conference

Tournament when they beat the Tigers, 91-83, Thursday. Southeast Missouri made a season-high 34 free throws and outscored TSU, 34-17, at the charity stripe. In the last two games between SEMO and TSU, there were a combined 109 fouls, including 55 in the OVC Tournament. In addition, 11 of those were technical fouls during the Redhawks and Tigers matchup in Nashville on Feb. 9.

### // Strong Start

The Redhawks started the Ohio Valley Conference Tournament with a win for the second year in a row when they beat #8 Lindenwood on Mar. 1. In 2022, Southeast Missouri, then seeded #4, beat Tennessee State, 79-55, in the quarterfinals before falling to eventual tournament champion Murray State, 71-67, in the semifinals. SEMO last won its first OVC Tournament game in two-straight seasons during the 2013 and 2014 campaigns. The Redhawks won first-round games in each of those years.

### // OVC Tournament Titles

Of the teams in this year's Ohio Valley Conference Tournament, Morehead State, Tennessee State, Tennessee Tech and Southeast Missouri have won the league's postseason championship. MSU leads the conference with five OVC Tournament titles, while SEMO and TSU follow with two each. TTU has won the event once.

### // Postseason Momentum

Southeast Missouri put an end to a two-game losing skid when it defeated #8 Lindenwood, 84-65, on Mar. 1. A day later, SEMO knocked out #4 Tennessee State with a 91-83 victory. The Redhawks then upended #1 Morehead State, 65-58, and #2 Tennessee Tech, 89-82, to win the tournament. Prior to that surge, the Redhawks had lost five of eight games.





## 2022-23 SOUTHEAST MISSOURI BASKETBALL NOTES

### NCAA TOURNAMENT // VS. #16 TEXAS A&M-CC // FIRST FOUR

#### // 10 OVC Wins

With its 85-80 victory over Southern Indiana (Feb. 18), Southeast Missouri picked up its 10th Ohio Valley Conference win of the season. It is the first time in 23 years where SEMO recorded 10 or more conference wins in a season. The Redhawks last went 14-4 during the 1999-2000 campaign. Overall, it is just the fourth time SEMO won 10 or more OVC games in a season in program history. The Redhawks also went 10-8 in 1997-98, 15-3 in 1998-99 and 14-4 in 1999-00. SEMO finished conference play with a 10-8 mark.

#### // Senior Power

Veterans Chris Harris and Nate Johnson had the biggest Ohio Valley Conference Tournament game of their careers vs. Tennessee State (Mar. 2). Harris turned in a double-double 29 points and 12 rebounds, and Johnson notched a career-best 17 points. Harris also made a career-high 16-of-18 free throws in that game en route to his second double-double this season.

#### // That is Clutch

In the final minute of Southeast Missouri's quarterfinal matchup against Tennessee State, the Tigers made it a two-possession game on four occasions. SEMO, however, answered with 8-of-8 free throws to nail down its win.

#### // Approach the Bench

Josh Earley and Evan Eursher gave Southeast Missouri a big lift off the bench to help Southeast Missouri to its first-round Ohio Valley Conference Tournament win over Lindenwood (Mar. 1). Earley scored 14 points and grabbed 12 rebounds for the second double-double of his career, while Eursher dropped in a season-high 13 points. Both Earley and Eursher played 21 minutes.

#### // Winning OVC Record

For the eighth time in program history, the Redhawks claimed a winning season in Ohio Valley Conference play. Southeast Missouri's 10-8 record assured its

first OVC winning campaign since 2016-17 (9-7).

#### // Nice Work Underneath

Southeast Missouri never trailed for the final 21:34 of its win over #8 Lindenwood (Mar. 1). SEMO man-handled LU on the boards for a 50-34 (+16) advantage. The Redhawks had 17 offensive rebounds and outscored the Lions, 17-0, in second-chance points. Josh Earley had 12 rebounds, while

Dylan Branson and Nate Johnson followed with seven and six, respectively.

#### // Overtime Games

Southeast Missouri played three overtime games this season and holds a 2-1 record in those contests. SEMO fell at Lindenwood, 105-102, in double overtime, beat Tennessee Tech, 84-77, in double overtime at home and then defeated the Golden Eagles in overtime in the Ohio Valley Conference Championship, 89-82.

#### // Season-High 102 Points

The Redhawks scored a season-high 102 points in their latest game at Lindenwood (Feb. 23). Three players, including Chris Harris (36), Aquan Smart (22), and Israel Barnes (20) scored 20 or more points. Interestingly enough, Southeast Missouri last scored over 100 points in a game during a 102-66 win over Quincy on Nov. 12, 2018.

#### // Harris Springs for Career-High 36 Points

Chris Harris became the second Redhawk to score over 30 points in a game this season when he finished with a career-high 36 at Lindenwood (Feb. 23). Harris shot 11-of-13 from the field and made a career-best 13 free throws. His 36 points are second-most to Phillip Russell in a game this season. Russell scored 37 points on two occasions.

#### // Smart Nabs New Career-High

Aquan Smart put up a new career-high 22 points at Lindenwood (Feb. 23). Smart

shot 8-of-14 from the field, made three 3-pointers and went 3-of-6 at the free throw line. He also dished out four assists and had four steals. Smart scored over 20 points for the first time as a Redhawk.

#### // Welcome to the Club

Chris Harris and Phillip Russell each joined Southeast Missouri's 1,000-point club this year. Harris and Russell are the 25th and 26th members of SEMO's 1,000-point club.

#### // Harris Goes for 20 or More

Chris Harris scored 20 or more points in five of his last seven starts. Harris scored 20 points vs. Southern Indiana (Feb. 18) and at SIU Edwardsville (Feb. 25), dropped in a career-high 36 at Lindenwood (Feb. 23), finished with 29 vs. Tennessee State (Mar. 2) and 26 vs. Tennessee Tech (Mar. 4). He increased his scoring average from 13.8 to 15.4 points per game during that stretch.

#### // Senior Farewell

Seniors Israel Barnes, Nate Johnson and Chris Harris all played their final home game at Southeast Missouri when the Redhawks beat Southern Indiana, 85-80, on Feb. 18. Barnes and Harris each scored double figures with 12 and 20 points, respectively.

#### // OVC Second-Leading Scorer

Southeast Missouri has second-leading scorer in the Ohio Valley Conference. Phillip Russell is averaging 18.1 points per game through 32 starts. He went over 500 points (579) this season. He scored double figures in 31 of his 32 starts. Along the way, Russell had 20 or more points 10 times and 30 or more points on three occasions in 2022-23. His 579 points just passed Tyler Stone (578, 2013-14) for 10th on SEMO's all-time single-season list.

#### // Redhawks Wrap Up Home Slate

Southeast Missouri finished with a 9-4 record at the Show Me Center with wins over Lyon College (83-46, Nov. 12), William Woods (87-49, Nov. 22), SIU



Edwardsville (82-73, Dec. 31), Lindenwood (94-71, Jan. 12), Tennessee Tech (84-77 2OT, Jan. 21), Tennessee State (92-75, Jan. 26), Little Rock (99-98, Feb. 2), Eastern Illinois (78-64, Feb. 16) and Southern Indiana (85-80, Feb. 18), and losses to Purdue Fort Wayne (89-68, Dec. 7), Southern Illinois (70-68, Dec. 21), UT Martin (80-60, Jan. 19) and Morehead State (65-59, Feb. 11). SEMO scored over 80 points in nine of its 13 home contests. SEMO's nine wins are presently the most home victories in a season under Head Coach Brad Korn.

#### **// Balanced Effort**

Eight different Redhawks got in the scoring column during Southeast Missouri's win over Eastern Illinois (Feb. 16). Aquan Smart matched a career-high 14 points to lead the way. Dylan Branson followed with 12 points, while Phillip Russell added 11 and Nate Johnson pitched in 10. SEMO also forced 20 turnovers and assisted 17 of its 28 made field goals.

#### **// Hanback Steps Up**

Mason Hanback scored a season-high eight points in seven minutes off the bench against Eastern Illinois (Feb. 16). Hanback did not miss a field goal going a perfect 4-of-4.

#### **// 37 Again**

For the second time this season, Phillip Russell tied Southeast Missouri's NCAA Division I single-game record when he poured in 37 points at Tennessee Tech (Feb. 4). Russell is one of only six players in the nation to score 37 or more points in a game twice. Drew Pember (UNC Asheville), Jalen Cone (Northern Arizona), Antoine Davis (Detroit Mercy), Josh Cohen (Saint Francis) and James Bishop (George Washington) are the others.

#### **// Second OVC Player of the Week Honor**

Phillip Russell picked up his second Ohio Valley Conference Player of the Week honor on Feb. 6. A native of St. Louis, Russell had another huge week, this time

averaging 33 points and nine assists in two games. He started the week by scoring 37 points in a 99-98 win over Little Rock (Feb. 2) to tie SEMO's NCAA Division I single-game scoring record for the second time this year. Russell made 9-of-16 field goals, made four 3-pointers and made 15-of-18 free throws to go along with a career-high 10 assists against the Trojans. Two days later, he scored 29 points, including 22 in the second half at Tennessee Tech (Feb. 4). Russell had eight assists, buried four 3-pointers and made 9-of-10 field goals. In addition, he made three free throws to tie the game with five seconds left against the Golden Eagles. Lindenwood's Keenon Cole (Newcomer) and Tommie Williams (Co-Freshman), and Eastern Illinois' Cameron Haffner (Co-Freshman) rounded out the week's honorees.

#### **// Comeback Bid Falls Short at Tennessee Tech**

Southeast Missouri trailed by 17 points with 15:46 left to play in the second half before coming all the way back to tie it game at Tennessee Tech (Feb. 4). Phillip Russell was fouled behind the 3-point line and made three free throws to tie the game at 80-80 with five seconds remaining. Brett Thompson, who fouled Russell on the play, then made the game-winning shot at the buzzer.

#### **// How Sweep it Is**

The Redhawks posted two series sweeps of Ohio Valley Conference opponents this season. Southeast Missouri swept both Eastern Illinois and Little Rock in two games this season. The Panthers and Trojans are the teams not in the OVC Tournament this year.

#### **// He Did That Twice?!!**

For the second time this season, Phillip Russell tied Southeast Missouri's NCAA Division I single-game scoring record of 37 points. Russell recently dropped in 37 points and had a career-high 10 assists for only the second double-

double of his career vs. Little Rock (Feb. 2). He shot 9-of-16 from the field, buried four 3-pointers and made 15-of-18 free throws. Russell averaged a point per minute in his 37 minutes of action.

#### **// 30-Point Threat**

Phillip Russell scored 30 or more points for an Ohio Valley Conference high third time this season when he finished with 37 against Little Rock (Feb. 2). Russell has scored 30 or more in three of his last six starts. He also dropped in 37 at Morehead State (Jan. 14) and 30 vs. Tennessee State (Jan. 26). Russell scored 30 or more points a total of four times in his career.

#### **// Scoring in Bunches**

Phillip Russell scored over 20 points a total of 11 times this season. Three of his starts resulted in 30 or more points. Russell scored double figures in 32 of his 33 games. He has seventeen 20-plus point games in his career. Additionally, Russell registered the first point-assist double-double of his career with 37 points and 10 assists vs. Little Rock (Feb. 2). Overall, it was his second double-double in a Redhawk uniform.

#### **// What a Month!**

The Redhawks wrapped up January with a 6-2 record after taking down Eastern Illinois (Jan. 28), 79-68, on the road. Southeast Missouri's strong January push put the Redhawks in a first-place tie at the top of the Ohio Valley Conference standings. SEMO scored over 80 points five times and went 3-1 on the road in January contests. It is the best January record in three years under Head Coach Brad Korn. SEMO has finished with a .500 or winning record in January each of Korn's first three seasons as the Redhawks head coach.





## 2022-23 SOUTHEAST MISSOURI BASKETBALL NOTES

### NCAA TOURNAMENT // VS. #16 TEXAS A&M-CC // FIRST FOUR

#### // On the Road

Southeast Missouri has five true road wins this season. SEMO finished the regular-season with a 5-11 record on the road.

#### // Russell Dominates

Phillip Russell averaged 24.5 points and 7.5 assists to guide the Redhawks to victories over Tennessee State (Jan. 26) and Eastern Illinois (Jan. 28). He scored 30 points, shot 8-of-15 from the field, buried four 3-pointers and finished with a season-high nine assists to help SEMO overcome an early 16-point deficit against the Tigers. Two days later, Russell led the Redhawks with 19 points at EIU. For the week, he shot 52.7 percent (12-of-23) from the field, made seven 3-pointers, shot 85.7 percent (18-of-21) at the free throw line and dished out 15 assists.

#### // Russell Clears 200 Career Assists

Phillip Russell went over 200 assists in his career against Eastern Illinois (Jan. 28). Russell officially reached the mark with his third assist of the game at the 11:00 mark in the first half. Russell has 259 assists in his career. His 164 assists in 2022-23 are sixth-most in a single-season at SEMO.

#### // Seventh-Most Threes

The Redhawks have made 278 three-pointers through 35 games this season. That total ranks third all-time in Southeast Missouri's single-season history.

#### // Spreading it Around

Southeast Missouri put four players in double figures at Eastern Illinois (Jan. 28). Phillip Russell led the way with 19 points, while Israel Barnes and Adam Larson followed with 11 and Josh Earley chipped in 10. Barnes, Larson and Earley accounted for all 32 of SEMO's points off the bench. Three or more players have scored double figures a total of 18 games this season.

#### // Big Lift Larson

Adam Larson drained three 3-pointers and had three blocks in his recent 11-point effort at Eastern Illinois (Jan. 28). Larson finished with four field goals made in 21 minutes. He made three 3-pointers and scored nine points vs. Little Rock (Feb. 2). Larson scored double figures five times this year.

#### // Comeback Kids

Southeast Missouri pulled off its largest come-from-behind win when it overcame a 16-point deficit to beat Tennessee State (Jan. 26), 92-75. SEMO trailed, 17-1, a little over five minutes into the game. The Redhawks then outscored TSU, 49-31, and shot 51.5 percent (17-of-33) from the field in the second half to close out their victory. SEMO scored over 90 points for the third time in five games.

#### // Russell Drops in 30

For the second time this season and third in his career, Phillip Russell scored 30 points in a game. Russell finished with a game-high 30 points in his latest outing against Tennessee State (Jan. 26). He shot 8-of-15 from the field, buried four 3-pointers and made a near-perfect 10-of-11 free throws. Russell also dished out nine assists in 35 minutes. He also scored 37 at Morehead State (Jan. 21).

#### // Clark Out for Season

Forward Kobe Clark will miss the rest of the 2022-23 season with a knee injury. Clark initially suffered his season-ending injury during the second half of SEMO's game against UT Martin on Jan. 19. A native of St. Louis, Clark is the Redhawks top rebounder and shot blocker. He averaged 8.7 rebounds and accumulated 23 blocks in 19 games and 15 starts. Clark also ranked sixth on the team in scoring with 6.6 points per game and had 10 or more rebounds on seven occasions.

#### // First Career Double-Double for Harris

Chris Harris matched career-high 23 points and pulled down a career-best 11 rebounds to lead Southeast Missouri to its win over Tennessee Tech (Jan. 21). Harris shot 8-of-17 from the field and made four 3-pointers in his second 20-point effort in three games. It was SEMO's third double-double of the season.

#### // Redhawks Survive Double Overtime Thriller

The Redhawks, once ahead by 22 points, rallied late to pull off an 84-77 double overtime victory over then-Ohio Valley Conference co-leader Tennessee Tech (Jan. 21). Southeast Missouri scored the final six points of the second overtime period and outscored TTU, 14-7, in the last five minutes of the contest. It was the seventh time SEMO played an overtime game in three years under Head Coach Brad Korn. The Redhawks improved to 3-4 in those contests.

#### // Branson on the Boards

Dylan Branson posted a career-high 12 rebounds in his latest start vs. Tennessee Tech (Jan. 21). Branson had six offensive rebounds, six points, four assists and three steals, as well.

#### // Marginally Speaking

Southeast Missouri dominated Tennessee Tech on the glass and, as a result, matched its largest rebounding margin of the season at +17. SEMO outrebounded the Golden Eagles, 50-33, and held a 15-3 advantage on the offensive end. The 50 rebounds are the Redhawks most in a game this season and most since they outrebounded Eastern Illinois, 50-25, on Jan. 30, 2021.

#### // Russell Ties SEMO NCAA Division I Single-Game Record

Phillip Russell tied Southeast Missouri's NCAA Division I single-game scoring record when he dropped in 37 points at Morehead State (Jan. 14) and vs. Little Rock (Feb. 2). The 37 points are the most scored by an

# 2022-23 SOUTHEAST MISSOURI BASKETBALL NOTES

## NCAA TOURNAMENT // VS. #16 TEXAS A&M-CC // FIRST FOUR



Ohio Valley Conference player this season. He tied Tyler Stone (37 points, at SIU Edwardsville, Feb. 6, 2014) for the program's top Division I single-game scoring mark.

### // High Scoring Redhawks

The Redhawks scored 80 or more points in 11 of their 17 Ohio Valley Conference games. Southeast Missouri surpassed 90 points five times with a 92-75 win over Tennessee State (Jan. 26), 94-71 win vs. Lindenwood (Jan. 12), 91-86 victory at Morehead State (Jan. 14), a 99-98 win over Little Rock (Feb. 2) and 105-102 loss at Lindenwood (Feb. 23). SEMO led the OVC with 81.6 points per game in league play.

### // OVC Single-Game High

Southeast Missouri shot an Ohio Valley Conference single-game high 63.6 percent (35-of-55) from the field in its 94-21 win over Lindenwood (Jan. 12). It is the best field goal percentage in three years under Head Coach Brad Korn. SEMO last shot over 60 percent in a OVC game vs. Tennessee Tech on Jan. 10, 2017. Two days after that, the Redhawks shot 58 percent (31-of-53) at Morehead State (Jan. 14).

### // Russell Named OVC Player of the Week

Southeast Missouri point guard Phillip Russell picked up his first Ohio Valley Conference Player of the Week honor on Jan. 16. A native of St. Louis, Russell averaged 26.6 points, five assists and 1.5 steals to lead SEMO to a pair of victories. He shot 55.2 percent (16-of-29) from the field, 57.1 percent (8-of-14) from 3-point range and 86.7 percent (13-of-15) at the free throw line. He tied SEMO's NCAA Division I single-game scoring record with 37 points at Morehead State (Jan. 14). The 37 points are also most by any OVC player this year. Russell opened the week with 16 points vs. Lindenwood (Jan. 12). He has scored double figures in 18 games this season and surpassed 20 on six occasions. Eastern Illinois' Kinyon Hodges (Newcomer) and Tennessee Tech's

Jerome Beya (Freshman) rounded out the week's honorees.

### // Top of the OVC

Southeast Missouri led the Ohio Valley Conference in scoring (81.4 ppg) and turnover margin (+2.1) in league games. SEMO scored 80 or more points in 11 of its OVC contests. The Redhawks are also forcing a league-high 14.8 turnovers a game in OVC action.

### // Russell and Harris Among National Leaders

Phillip Russell and Chris Harris are among the nation's top 24 leaders. Russell is eighth in free throws (170), 17th in free throw attempts (208) and 24th in assists (164). Harris ranks 10th in free throws (165) and 14th in free throw attempts (212).

### // Barnes Nabs Game-High

Israel Barnes scored a game-high 20 points in his latest effort vs. Lindenwood (Jan. 12). Barnes came off the bench to shoot 9-of-12 from the field in 29 minutes. He scored 13 of his points in the first half alone. Barnes scored 20 or more points for the fourth time this season. He posted his sixth game with 10 or more points when he scored 10 vs. Tennessee Tech (Jan. 21).

### // Big Game Branson

Dylan Branson notched a career-high 19 points to lead Southeast Missouri in its win at Little Rock (Jan. 7), SEMO's first meeting with the Trojans in over 20 years. Branson shot 7-of-12 from the field and scored 11 of his points in the second half. It was his third double-digit effort in four games. Branson started 11-straight games for the Redhawks.

### // Advantage SEMO

Southeast Missouri won the battle of the boards, 39-35, at Little Rock (Jan. 7). SEMO had been outrebounded in six-straight games prior to that matchup. The Redhawks outrebounded their opponent eight times this year. Most recently, SEMO posted its largest

rebounding advantage of the season with a +17 (30-13) performance vs. Lindenwood (Jan. 12).

### // Cutting Down the Turnovers

Southeast Missouri turned the ball over a season-low seven times at UT Martin (Jan. 5). Before that, the Redhawks had just eight miscues vs. SIU Edwardsville (Dec. 29). The seven turnovers against the Skyhawks are the fewest SEMO had in a game in three years under Head Coach Brad Korn.

### // Harris is Rolling

Chris Harris is second on the team in scoring with 15.4 points per game through 34 games and 32 starts. He scored double figures in 22 of his last 25 contests and leads the Redhawks with 61 career double-digit scoring games.

### // Winning the Second Half

For the 21st time this season, Southeast Missouri won the second half when it outscored Morehead State, 36-24, on Mar. 3. SEMO is 15-6 in games where it outscores its opponent in the final 20 minutes. The Redhawks 58 points vs. Little Rock are their most in a second half through 33 games this year.

### // 10 or More 3-Pointers

The Redhawks matched a season-high 13 three-pointers in their 87-82 loss to UT Martin (Jan. 5). Southeast Missouri has made 10 or more 3-pointers in nine games this year. SEMO is third in the Ohio Valley Conference with 265 threes through 33 games. The Redhawks 265 threes rank seventh-most in a season in program history.

### // OVC Home-Openers

With its win over SIU Edwardsville (Dec. 31), Southeast Missouri evened its record to 15-15 in Ohio Valley Conference home-openers. It marked Brad Korn's second-straight OVC home opening win as the Redhawks head coach.





## 2022-23 SOUTHEAST MISSOURI BASKETBALL NOTES

### NCAA TOURNAMENT // VS. #16 TEXAS A&M-CC // FIRST FOUR

#### // 40-Minute Win

For the fourth time this season, Southeast Missouri led for the entire game en route to victory. SEMO led from start to finish in its latest 78-64 win over Eastern Illinois (Feb. 16). The Redhawks also led SIU Edwardsville (Dec. 31), Lyon College (Nov. 12) and William Woods (Nov. 22) for all 40 minutes of play.

#### // Battling Through It

Southeast Missouri played with a full roster just four times this season. SEMO had all 13 of its players active vs. SIU Edwardsville (Dec. 31), at Southern Indiana (Dec. 29), at UT Martin (Jan. 5) and vs. Lindenwood (Jan. 12). The Redhawks were short-handed in 16 games this year, at times playing with

three or more inactive players. SEMO also used seven different starting lineups.

#### // Veteran Milestones

Chris Harris went over 100 three-pointers made and 200 rebounds in his career this season. Harris presently has 134 threes and 319 rebounds as a Redhawk. He went over 200 career assists (239) at UT Martin (Jan. 5), as well.

#### // Redhawks Drop OVC Opener

The Redhawks dropped their Ohio Valley Conference opener by a score of 86-81 to Southern Indiana on the road Thursday. Southeast Missouri fell behind by 23 points and outscored USI, 55-43, in the second half. The Redhawks comeback bid, however, came a bit too late as the Screaming Eagles hung on for their first OVC win in program history. SEMO fell to 10-22 all-time in league openers.

#### // MVC Foes

Southern Illinois marked the third Missouri Valley Conference opponent Southeast Missouri played this season. SEMO went 1-2 against the MVC this year with a road win at Evansville (67-61, Nov. 16), road loss at Bradley (73-60, Nov. 19) and home loss to Southern Illinois (70-68, Dec. 21).

#### // Larson Delivers

In only his second career start, Adam Larson pitched in a career-high 19 points to lead the Redhawks at Arkansas State (Dec. 14). All five of Larson's field goals made were 3-pointers. He also went a perfect 4-of-4 at the free throw line en route to his third double-digit scoring game this season. Larson is third on the team with 35 three-pointers made.

#### // Three-Straight 20-Point Games

Israel Barnes had over 20 points in three consecutive contests prior to missing three contests due to illness. Barnes pitched in a season-high 23 vs. Purdue Fort Wayne (Dec. 7). Before that, he scored 21 at Missouri (Dec. 4) and 22 at Milwaukee (Nov. 28). Barnes raised his scoring average 10.8 points (4.0 to 14.8) during those three games alone.

#### // Multiple 20-Point Scorers

For the sixth time this season, Southeast Missouri had two or more 20-point scorers in a game. Chris Harris scored 26 points and Phillip Russell had 21 vs. Tennessee Tech (Mar. 4). Prior to that, Harris scored 36 points, Aquan Smart had 22 and Israel Barnes added 20 at Lindenwood (Feb. 23). Russell scored 29 points and Harris added 21 at Tennessee Tech (Feb. 4). Russell scored 37 points and Harris added 23 at Morehead State (Jan. 14). Russell scored 25 points and Barnes had 23 vs. Purdue Fort Wayne (Dec. 7). And, Russell had 26 points and Barnes finished with 21 at Missouri (Dec. 4).

#### // Barnes Named Both OVC Co-Player and Newcomer of the Week

Guard Israel Barnes was named Ohio Valley Conference Co-Player and Newcomer of the Week on Dec. 5. A native of Wichita, Kansas, Barnes recorded back-to-back 20-point performances last week. He averaged 21.5 points and four rebounds in two games, while shooting 53.8 percent (14-of-26) from the field and 50 percent (7-of-14) from 3-point range. Barnes opened the week

with a season-high 22 points and four 3-pointers in 22 minutes off the bench at Milwaukee (Nov. 28). He followed that up with 21 points in his first career start at Southeastern Conference member Missouri (Dec. 4). UT Martin's Parker Stewart (Co-Player), Eastern Illinois' Kyle Thomas (Co-Freshman) and Little Rock's Ethan Speaker (Co-Freshman) rounded out the week's honorees.

#### // OVC Top Two

Individually, Phillip Russell is second in the Ohio Valley Conference in scoring (18.2 ppg) and second in assists (5.1 apg).

#### // Cream City Classic Recap

Southeast Missouri played three games in three days at the Cream City Classic in Milwaukee, Wisconsin (Nov. 26-28). SEMO went 1-2 at the four-team event. The Redhawks defeated Boston (63-52) and fell to both UC Davis (73-71) and host Milwaukee (84-68). Phillip Russell averaged 16 points, dished out 10 assists, added eight rebounds and had three steals to lead the Redhawks in the tournament.

#### // November Wrap

The Redhawks finished their opening month of the season with a 5-3 record as one of three Ohio Valley Conference teams above .500 to begin the year. SIU Edwardsville (5-2) and Tennessee State (4-2) are the others. Southeast Missouri's five wins are currently second-most in the league. SEMO posted its first winning record in November since 2018-19 (4-3).

#### // Barnes Rises

After missing the first five games with a sprained knee, Israel Barnes made his Southeast Missouri debut at the Cream City Classic. Barnes played in all three of SEMO's games at the event. Against host Milwaukee, he scored 22 points off the bench to lead the Redhawks. Barnes scored 11 points in a row and wound up with 13 in the first half. He shot 7-of-14 from the field, 4-of-8 from 3-point range and 4-of-4 at the free throw line in 22 minutes.

# 2022-23 SOUTHEAST MISSOURI BASKETBALL NOTES

## NCAA TOURNAMENT // VS. #16 TEXAS A&M-CC // FIRST FOUR



### // Branson Logs First Start

Dylan Branson re-joined Southeast Missouri's starting lineup at the Cream City Classic (Nov. 26-28). Branson, after missing the first four games of the season with an ankle injury, started all three games in Milwaukee. It was the first time he started since SEMO's Ohio Valley Conference Tournament semifinal game against Murray State on Mar. 4, 2022.

### // Redhawks Blow Out William Woods

Southeast Missouri improved to 2-0 at home with its 87-49 blowout win over William Woods (Nov. 22). SEMO's 38-point win gave Brad Korn his largest victory over any opponent since he became the Redhawks head coach. SEMO also beat Lyon College (Nov. 12), 83-47, by more than 30 points this year.

### // Redhawks Beat Evansville

Chris Harris scored 14 points to lead Southeast Missouri to a 67-61 road win at Evansville (Nov. 16). SEMO trailed just once in the game, which saw Brad Korn get his first win against the Purple Aces at the Ford Center. The Redhawks used a 15-3 run to get a double-digit lead and led, 36-23, at the half. SEMO withstood an early second-half run by UE and held off the Purple Aces down the stretch.

### // Home-Opening Win

With its 83-46 victory over Lyon College (Nov. 12), Southeast Missouri improved to 24-8 all-time in home-openers since joining the NCAA Division I ranks in 1991-92. SEMO opened its home slate with a win for the eighth time in 11 years and posted The Redhawks won their home-opener in their home-opener in five of their last seven seasons.

### // Over 80

For the 17th time this season, Southeast Missouri scored 80 or more points in a game when it put up 89 vs. Tennessee Tech (Mar. 4). SEMO also scored 91 vs. Tennessee State (Mar. 2), 84 vs.

Lindenwood (Mar. 1), 102 at Lindenwood (Feb. 23), 85 vs. Southern Indiana (Feb. 18), 80 at Tennessee Tech (Feb. 4), 99 vs. Little Rock (Feb. 2), 84 vs. Tennessee Tech (Jan. 21), 91 at Morehead State (Jan. 14), 94 vs. Lindenwood (Jan. 12), 82 at UT Martin (Jan. 5), 82 vs. SIU Edwardsville (Dec. 31), 81 at Southern Indiana (Dec. 29), 87 vs. William Woods (Nov. 22), 83 vs. Lyon College (Nov. 12), 89 at Missouri (Dec. 4) and 99 vs. Little Rock (Feb. 2).

### // Mitchell Delivers

Josh Mitchell came off the bench to get the first double-double of his career when he scored 14 points and grabbed 10 rebounds vs. William Woods (Nov. 22). Mitchell led Southeast Missouri in scoring for the first time this season and posted four dunks to go along with his nice performance.

### // Against Non-Division I

Southeast Missouri ran its winning streak to 33-straight victories against non-Division I foes with its 87-49 drubbing of William Woods (Nov. 22).

### // Redhawks Take Down South Florida

Southeast Missouri began its 2022-23 campaign with a 64-61 road win at American Athletic Conference foe South Florida on Nov. 7. SEMO opened a season with a win for the third year in a row. The Redhawks were one of three Ohio Valley Conference schools that won on the opening night of this year's college basketball season.

### // Season-Openers

With its win over South Florida (Nov. 7), Southeast Missouri improved to 3-0 in season-openers under Head Coach Brad Korn. SEMO opened its season away from home for the 16th time in 17 years this 2022-23 campaign. The Redhawks won three-straight season-openers outside of Cape Girardeau for the first time in program history.

### // Great Game!

The Redhawks and South Florida went back-and-forth to eight ties and 15 lead changes in their season-opener that resulted in Southeast Missouri posting a close 64-61 win on Nov. 7. Phillip Russell buried a huge pull up 3-pointer with 29 seconds left and made two free throws 37 seconds earlier to help get SEMO a 63-58 advantage. USF's desperation 3-pointer at the buzzer missed and the Redhawks held on.

### // Redhawk Debuts

Five players saw action in their first career game at Southeast Missouri during this year's season-opener at South Florida (Nov. 7). Kobe Clark and Aquan Smart each made their first career start, while Adam Larson, Tevin Gowins and Josh Earley came off the bench. Clark finished with eight points and eight rebounds, while Earley added nine points and eight boards.

### // 3-Point Advantage

Southeast Missouri outscored South Florida by a count of 30-12 from 3-point range on Nov. 7. SEMO buried 10 three-pointers with Adam Larson (2), Aquan Smart (2), Chris Harris (2) and Phillip Russell (3) accounting for nine.

### // Season 116

Southeast Missouri begins its 16th season of basketball when it heads to the Sunshine State Monday. This year marks SEMO's 32nd as an NCAA Division I program. The Redhawks are 386-555 since joining the Division I ranks in 1991-92. SEMO has a total of eight winning seasons as an NCAA Division I program with its last coming in 2013-14 (18-14).

### // Lots of New Faces

Southeast Missouri's 2022-23 roster consists of five returnees and 10 newcomers. Guards Phillip Russell and Dylan Branson are the only returning starters back from a year ago. SEMO added four Division I transfers in Aquan Smart (Florida International),



## 2022-23 SOUTHEAST MISSOURI BASKETBALL NOTES

### NCAA TOURNAMENT // VS. #16 TEXAS A&M-CC // FIRST FOUR

Kobe Clark (Georgetown), Josh Earley (Tulsa) and Gavyn Elkamil (Tulsa). The Redhawks also have a pair of 7-footers with centers David Idada (Netherlands) and Mason Hanback (Jackson, Tenn.) joining the team. Idada, however, is currently not eligible due to NCAA Division I regulations.

#### // Redhawks Sign Two Talented Guards

Southeast Missouri signed talented guards Marqueas Bell and BJ Ward for the 2023-24 season on Nov. 10. A native of Kansas City, Missouri, Bell was named to the Missouri Basketball Coaches Association Class 6 All-State Team after leading Park Hill High School to its second consecutive 16-win season a year ago. He averaged 19.7 points per game and made 39 percent of his 3-pointers. Bell comes from a talented athletic family that includes Ronnie Bell, a star wide receiver at the University of Michigan, and his twin brother, Kendrick Bell, who received an offer from the Wolverines. His younger sister, Iaila, also holds an offer from Michigan. Ward, who hails from St. Louis, averaged 11.8 points, 3.2 rebounds and 4.5 assists leading the Red Devils to a 23-9 record and fourth-place finish in the state tournament as a junior. He spent the summer playing for Brad Beal Elite's 17U team. Ward will enter his third season as the starting point guard for Chaminade College Preparatory School, which made back-to-back trips to the Final Four of the Class 6 State Tournament. Ward is one of the top point guards in the state of Missouri who is currently ranked seventh in the Class of 2023 according to Prep Hoops Missouri.

#### // Russell and Harris Named Preseason All-OVC

Guards Phillip Russell and Chris Harris earned Preseason All-Ohio Valley Conference honors ahead of the 2022-23 campaign. A native of St. Louis, Russell claimed Second-Team All-OVC accolades in his first year at Southeast Missouri in 2021-22. He ranked second on the team in scoring with 13.4 points per game in 30

starts. Russell led the team with 95 assists and 37 steals. He rated ninth in the OVC in scoring, 10th in assists (3.2 apg), 11th in free throw percentage (.733), 12th in steals (1.2 spg), 13th in 3-point field goals made (1.6 per game), 10th in assist/turnover ratio (1.5) and 15th in minutes played (30.4 mpg). Harris, who hails from Antioch, Illinois, secured Preseason All-OVC laurels for the second-straight year. He was SEMO's third-leading scorer with 9.4 points per game last season. Harris also ranked second on the team with 76 assists and tied for fourth with 20 steals. He was 13th in the league in assists (2.7 apg), eighth in free throw percentage (.763) and 14th in 3-point field goal percentage (.347).

#### // Redhawks Fourth in OVC Preseason Poll

Southeast Missouri was picked fourth in the Ohio Valley Conference Preseason Poll selected by the league's Coaches and Communication Directors. SEMO accumulated a total of 115 points and two first-place votes. Morehead State is the preseason favorite with 138 points and seven first-place nods. Tennessee State (130 pts., 2 first-place votes) and UT Martin (120 pts., 7 first-place votes) were also picked ahead of the Redhawks. SIU Edwardsville (111 pts., 2 first-place votes), Little Rock (102 pts.), Southern Indiana (68 pts.), Tennessee Tech (62 pts.), Eastern Illinois (31 pts.) and Lindenwood

(23 pts.) completed the predicted order of finish.

#### // Korn in Third Year

Brad Korn has the Southeast Missouri basketball program trending in the right direction entering his third year as head coach in 2022-23. Korn guided SEMO to its first Ohio Valley Conference Tournament semifinal appearance in 17 years and fourth in program history last season. The Redhawks finished fourth in the OVC with an overall record of 14-18 and 8-9 against league foes. SEMO's win total increased by a +3 margin from 11 (2021-22) to 14 (2022-23) victories since Korn took over the helm. Statistically, the Redhawks finished in the top three in the OVC in scoring offense (3rd, 75.6 ppg), free throw percentage (2nd, .732), turnover margin (3rd, +0.41) and 3-point field goals made (1st, .281).

#### // 3-Point Accuracy

The Redhawks led the Ohio Valley Conference with 281 three-pointers made in 2021-22. Southeast Missouri fell just nine 3-pointers made of breaking its program record (289, 2017-18). SEMO brings back two of its top three 3-point shooters in Phillip Russell and Chris Harris. Russell (48) and Harris (35) accounted for 83 made threes.







A regular-season share of the Ohio Valley Conference title, the OVC postseason championship and the school's first-ever trip to the NCAA Division I Tournament were all achieved by the 1999-2000 Southeast Missouri basketball team.

The magical run that ended in a near-upset of then-#10 Louisiana State in the first round of the NCAA Regional (Salt Lake City, Utah) brought unprecedented national and international attention to SEMO.

Few thought the then-Indians had a chance against the tall and powerful Tigers of LSU, who had tied for the Southeastern Conference championship. However, SEMO Head Coach Gary Garner and his players had other things in mind.

The Indians struggled to get anything going offensively in the first half, but trailed only 24-19 at the intermission. SEMO then came out strong in the second half and nearly pulled off an upset. The Indians led, 61-58, with 2:39 left to play, but the Tigers rallied to knock down two-straight 3-pointers, including one in the last 18 seconds to go up, 64-61.

Roderick Johnson threw up a desperation 3-pointer that bounced off the back of the

rim at the buzzer and LSU held on for the win. The tournament may have been over for SEMO, but the team, its fans and the University benefitted from a trip to the Dance.

## 1999-2000

### NCAA FIRST ROUND

Louisiana State 64, Southeast Missouri 61  
Salt Lake City, Utah

SEMO (24-7)	FG	3P	FT	Q/D	REB	F	PTS	A	TO	B	S	M
Roderick Johnson, f	7-13	0-2	5-6	8/3	11	3	19	1	1	0	1	37
Mike Branson, f	1-7	0-3	1-2	3/4	7	2	3	5	2	0	0	26
Brian Bunche, c	2-9	0-0	2-2	1/2	3	3	6	2	0	0	2	32
Antonio Short, g	4-9	2-5	4-4	0/1	1	1	14	0	3	0	1	31
Michael Stokes, g	2-12	2-5	2-3	0/4	4	0	8	3	2	1	0	40
Amory Sanders	1-2	1-2	0-0	0/2	2	1	3	0	0	0	0	9
Emmanuel McCuthison	2-4	2-3	0-1	0/1	1	3	6	0	1	0	0	14
Nyah Jones	1-2	0-0	0-0	1/0	1	2	2	0	0	1	0	11
TEAM				1/4	5							
Totals	20-58	7-20	14-18	14/21	35	15	61	11	9	2	4	200
LSU (27-5)	FG	3P	FT	Q/D	REB	F	PTS	A	TO	B	S	M
Brian Beshara, f	3-9	2-2	1-2	2/3	5	2	9	3	2	0	1	33
Stromile Swift, f	6-9	0-0	1-3	3/2	5	3	13	0	1	6	0	31
Jabari Smith, c	7-11	1-1	2-3	1/3	4	3	17	2	1	0	0	24
Torris Bright, g	4-6	3-4	2-2	1/3	4	2	13	4	2	0	1	38
Lamont Roland, g	3-6	0-1	1-2	0/3	3	4	7	1	4	0	2	30
Ronald Dupree	2-5	0-0	0-0	0/4	4	2	4	0	1	0	0	18
Jermaine Williams	0-2	0-1	0-1	0/1	1	1	0	2	1	0	0	11
Collis Temple	0-2	0-2	1-2	0/3	3	0	1	0	1	0	0	10
Brad Bridgewater	0-1	0-0	0-0	0/1	1	0	0	0	0	0	0	5
TEAM				2/4	6							
Totals	25-51	6-11	8-15	9/27	36	17	64	12	13	6	4	200
By Periods	1	2	Final									
Southeast Missouri	19	42	61									
LSU	24	40	64									



## 2022-23 SOUTHEAST MISSOURI BASKETBALL NOTES

### OVC TOURNAMENT FIRST ROUND // MAR. 1

**#8 Lindenwood 65**

**#5 Southeast Missouri 84**

March 1, 2023 / Ford Center

Evansville, Ind.



**EVANSVILLE, Ind.** - Phillip Russell scored 19 points, including 13 in the second half, and #5 Southeast Missouri never trailed for the final 21:34 of the game in an 84-65 win over #8 Lindenwood in the first round of the Ohio Valley Conference Tournament.

SEMO outscored LU, 45-30, in the game's final 20 minutes.

The Redhawks grabbed the lead with 1:34 left to play in the first half and never fell behind again en route to giving Brad Korn his second postseason victory as SEMO's head coach.

Tied, 35-35, SEMO closed out the first half strong scoring the last four points off a free throw by Aquan Smart and 3-pointer by Chris Harris to take a 39-35 lead at the intermission. Harris' three capped a streak of five-consecutive made field goals by the Redhawks.

The Redhawks put together an 8-2 run to get ahead by seven early in the second half. Russell scored six of those points, including a driving layup to get SEMO a 52-45 lead with 13:04 left.

SEMO extended its lead to nine twice after that. Josh Earley's second-chance jumper put the Redhawks up, 62-53, on the latter of those occasions with 10:34 to go.

After Smart drained a 3-pointer, he drove the lane and scored to give SEMO its first double-digit lead. Smart was fouled and added a free throw to widen the Redhawks margin to 70-59 at the 7:43 mark.

A layup by Dylan Branson ran the score



to 76-61 with 4:30 on the clock and the Redhawks then built their largest lead of the night to 21 (82-61) on Russell's layup off a turnover.

Both teams struggled to settle in during the first half.

SEMO missed its first six shots before Harris' jumper put the Redhawks' first points on the board. SEMO shot just 1-of-12 from the field in the first 6:33.

Meanwhile, LU shot just 27.8 percent with misses on 13 of its first 18 field goals. Combined, the teams were 1-of-11 from 3-point range through the opening 8:16 of play.

Earley (12-10) rebounded his own miss and Phillip Russell (14-12) scored on a layup to cut the Lions' lead to two on those occasions.

Branson buried SEMO's first 3-pointer of the game after the Redhawks mis-fired on their first six attempts from long range. Branson's three narrowed LU's lead to 16-15 with a little over 10 minutes to go.

The Redhawks later pulled ahead for the first time when Earley broke free on a fast break and threw down a dunk off an assist by Smart to ignite a four-point swing. Harris followed with a jumper to give SEMO a 19-18 edge at the 7:59 mark.

Russell made 5-of-6 free throws to go along with his seven made field goals. He

also had four rebounds, five assists and five steals.

Earley turned in a double-double 14 points and 12 rebounds off the bench, his second of the season.

Evan Eursher put together his biggest game of the season adding a season-best 13 points on a near-perfect 5-of-6 from the floor. Eursher buried 3-of-3 from 3-point range in 21 minutes off the bench.

Smart and Harris each pitched in 11 points.

SEMO man-handled LU on the boards posting a 50-34 advantage. The Redhawks pulled down 17 offensive rebounds and outscored the Lions, 17-0, in second-chance points.

As a team, the Redhawks shot 42.3 percent for the game.





**#5 Southeast Missouri 91**  
**#4 Tennessee State 83**  
March 2, 2023 / Ford Center  
Evansville, Ind.



**EVANSVILLE, Ind.** – Chris Harris had a double-double 29 points and 12 rebounds, and Nate Johnson added a career-high 17 points to lead #5 Southeast Missouri to a 91-83 victory over #4 Tennessee State in the quarterfinals of the Ohio Valley Conference Tournament.

SEMO eliminated TSU in the quarterfinals for the second-straight year.

The Redhawks outlasted the Tigers in another physical matchup, this time which resulted in a combined 55 fouls. SEMO outscored TSU, 34-17 at the free throw line and that was the difference in the end.

In the game's final minute alone, TSU pulled to within six on four occasions, but the Redhawks made eight-straight free throws to nail down the win.

SEMO started off completely different than it did a night earlier in its first-round victory over Lindenwood.

The Redhawks made six of their first 11 field goals and forced five turnovers in the game's opening eight minutes. Phillip Russell drove in for a layup and followed that up with a pullup 3-pointer to put SEMO ahead, 12-7, with 14:06 remaining in the first half.

SEMO later converted on five of seven shots to grab a 26-20 advantage. Johnson got loose for a big two-handed dunk to complete that stretch at the 7:36 mark.

TSU answered with a 9-0 run which started with four-straight points by David Acosta. Dedric Boyd followed with a 3-point-er and scored an uncontested layup to give



the Tigers a 29-26 edge with 5:21 to play.

Josh Earley's reverse layup and Israel Barnes' basket off a nice inbounds pass by Aquan Smart fueled a 6-0 surge right before Chris Harris drained a 3-pointer to regain a 34-31 lead for SEMO.

TSU missed eight of its last nine field goals of the first half as SEMO stayed ahead, 35-31, at the intermission.

The Redhawks forced nine turnovers and scored 14 points off those miscues in the opening stanza.

SEMO began the second half with Johnson getting open for another dunk.

Johnson later scored again, this time on a wide open layup. That led to three points when a David Acosta was called for a technical foul on a flop.

Russell's deep 3-pointer from the top of the arc and a dunk by Johnson extended SEMO's lead to 50-38 with 14:35 to go.

The Redhawks continued to attack TSU and stretched their lead to 15 on multiple occasions. Russell made two free throws to make it a 56-41 game. Shortly after that, Harris buried two free throws to get SEMO a 58-43 lead with 11:31 on the clock.

Marcus Fitzgerald completed a 3-point play to close the Redhawks lead to 60-51 at the 9:51 mark. However, Harris splashed in a 3-pointer with the shot clock expiring to

grab SEMO a 67-54 lead with under eight minutes.

The Tigers managed to get within nine again on a pair of free throws by Jr. Clay with 5:35 left to play. Then, after Christian Brown scored a second-chance layup, Brown stole the ball and scored a layup to narrow SEMO's lead to 71-64 with 3:50 left.

TSU kept inching closer and used a Zion Griffin free throw to make it a seven-point game again.

Johnson then snapped SEMO's span of 4:43 without a field goal with a bucket underneath. Johnson was fouled knocked down his free throw to up the Redhawks lead to 74-65 at the 2:55 mark.

SEMO shot 43.9 percent (25-of-57) from the field and 81 percent at the free throw line on 34-of-42 attempts. The 34 made free throws are a new season-high.

Harris shot 5-of-12 from the field and made 16-of-18 free throws. For Harris, the 16 made free throws are a career-high. He also dished out four assists in 38 minutes.

Johnson did not miss a field goal going 7-of-7 to go along with 3-of-4 free throws and two boards.

Russell pitched in 18 points, with eight coming at the free throw line, while Smart contributed 10.





## 2022-23 SOUTHEAST MISSOURI BASKETBALL NOTES

### OVC TOURNAMENT SEMIFINALS // MAR. 3

**#5 Southeast Missouri 65**

**#1 Morehead State 58**

March 3, 2023 / Ford Center  
Evansville, Ind.



**EVANSVILLE, Ind.** – #5 Southeast Missouri outscored #1 Morehead State 20-7 in the final 8:43 to pull off a stunning 65-58 win in the Ohio Valley Conference Tournament semifinals.

SEMO claimed its spot in an OVC Championship game for the first time in 23 years and only the second time in program history (last was 1999-2000).

Down, 51-45, the Redhawks used a 12-0 run to grab their first lead of the night.

After Israel Barnes splashed in a 3-pointer to make it a one-point game (51-50), Dylan Branson was fouled and made two free throws to put SEMO up, 52-51, with 4:45 remaining.

Josh Earley followed that up with a layup to push the lead to 54-51 ahead of the game's final media timeout at the 3:44 mark.

Russell later added two free throws to widen the Redhawks margin to 61-53 with 1:12 on the clock.

Drew Thelwell answered with a 3-pointer and Jake Wolfe was fouled and made two free throws to make it a 61-58 game with 50 seconds to go.

On SEMO's next possession, Russell drilled a stepback 3-pointer with 21 seconds to bury MSU for good.

The Redhawks outscored the Eagles, 36-24, in the second half to polish off their massive come-from-behind victory. SEMO, after turning the ball over nine times in the first half, committed just two in the final 20 minutes and that was huge in the end.



SEMO trailed by 11 multiple times in the first half and got within five (34-29) at the intermission.

Chris Harris led four Redhawks in double figures with 15 points and seven rebounds. Earley registered a double-double 11 points and 13 rebounds in 23 minutes off the bench. Russell contributed 14 points and Barnes finished with 10. Russell is now 20 points away from getting 1,000 in his career.

SEMO outrebounded the Eagles, 41-33, for the game and shot 48 percent (13-of-27) in the second half.

OVC Player of the Year Mark Freeman led MSU with a game-high 21 points.

At one time, MSU was scoreless for over six minutes late in the second half.

SEMO upended a #1 seed for just the second time in program history. The Redhawks, then-seeded #2 the year they last won the tournament in 2000, knocked off #1 Murray State in the title game.

The Redhawks became the first #5 seed to make the OVC Tournament title game since 2005 (Austin Peay).



**#5 Southeast Missouri 89**

**#2 Tennessee Tech 82**

March 1, 2023 / Ford Center  
Evansville, Ind.



**EVANSVILLE, Ind.** - Four wins in four days. That is what #5 Southeast Missouri did to win the 2023 Ohio Valley Conference Championship upending #2 Tennessee Tech, 89-82, in an overtime slugfest at the Ford Center.

SEMO, which won just its second OVC Tournament title and first in 23 years, was the first to punch its ticket to this season's 68-team NCAA Tournament.

The Redhawks are going dancing after becoming the first #5 seed in OVC Tournament history to win the event and did so by ousting the top two seeds (#1 Morehead State; #2 TTU) to keep their magical season alive.

March Madness are the two words that sum up SEMO's unbelievable run that earned the Redhawks the right to hoist the OVC trophy.

After guiding the Redhawks to the OVC Tournament semifinals in 2022, third-year Head Coach Brad Korn didn't forget the taste that left. So, this year he made it a point to take his team further. Boy did he ever.

Chris Harris scored four-straight points to get SEMO a 72-65 lead with 1:11 left to play before TTU quickly erased the deficit.

Jayvis Harvey made a 3-pointer and then scored on a jumper in the paint to get the Golden Eagles within two (72-70) with 32 seconds on the clock. A 3-pointer on TTU's next possession after a SEMO turnover put the Golden Eagles ahead by one with 10



seconds.

Harris, the OVC Tournament's Most Valuable Player, was fouled behind the 3-point line and calmly made three free throws to put the Redhawks back up, 75-73, with just two ticks left.

Dionte Wood made what was initially ruled a game-winning 3-pointer at the buzzer, but the shot was later changed to two points after a replay review revealed his foot was on the line.

Instead, both teams headed to overtime tied 75-75.

During the extra period, TTU managed to get a 78-75 lead on three free throws in the first 1:06 of overtime and led by as many as four with 2:37 to go.

Israel Barnes countered by scoring five points. Barnes nailed a corner 3-pointer to get back a 82-80 edge for SEMO.

Harvey made two free throws to tie the game at 82-82 and that was the last time the Golden Eagles were ahead as the Redhawks closed out the victory on 7-0 run.

OVC All-Tournament Team selection Philip Russell scored the final seven points of the game to seal the win with five of those coming at the free throw line. Russell went over 1,000 points in his SEMO career in that decisive stretch. Russell is the second player to clear that mark this season along with

Harris.

SEMO started strong out of the gate scoring the first seven points on a pair of layups by Nate Johnson and a 3-pointer by Phillip Russell.

The Redhawks took advantage of a two-and-a-half minute scoreless TTU drought to push their lead to 18-11. Josh Earley made a hookshot in the paint and Russell followed that up with his second 3-pointer of the game to put SEMO ahead by seven with 11:20 remaining the first half.

TTU quickly answered with a 6-0 surge to get within one. Jaylen Sebree knocked down a 3-pointer and Nolan Causwell got an offensive rebound and scored the game-tying basket on a layup to make it 18-17 with 8:29 left to play.

After Causwell's basket, Dylan Branson scored back-to-back buckets to kickstart an 11-2 run as the Redhawks built a double-digit advantage.

Harris accounted for the final seven points of the jaunt and made three free throws to extend SEMO's lead to 29-19 with 5:28 to go. The Golden Eagles missed seven of eight field goals while the Redhawks went up by double figures.

TTU managed to make it a 35-29 game at the intermission.



## 2022-23 SOUTHEAST MISSOURI BASKETBALL NOTES

### 2023 OVC TOURNAMENT BRACKET



## 2023 Ohio Valley Conference Basketball Championships Presented by United Fidelity Bank March 1-4 Ford Center Evansville, Indiana



### Men's Championship Bracket

WEDNESDAY, MARCH 1 (First Round)	THURSDAY, MARCH 2 (Quarterfinals)	FRIDAY, MARCH 3 (Semifinals)	SATURDAY, MARCH 4 (Championship)
-------------------------------------	--------------------------------------	---------------------------------	-------------------------------------

#5 Southeast Missouri 84

GAME 1 - 6:30 p.m.  
(ESPN+)

#8 Lindenwood 65

#5 Southeast Missouri 91

GAME 3 - 6:30 p.m.  
(ESPN+)

#4 Tennessee State 83

#5 Southeast Missouri 65

GAME 5 - 7:00 p.m.  
(ESPNU)

#1 Morehead State 58

#5 Southeast Missouri 89

GAME 7 - 7:00 p.m.  
(ESPN2)

#5 Southeast Missouri  
OVC Champion  
and NCAA Automatic  
Qualifier



#2 Tennessee Tech 78

GAME 6 - 9:30 p.m.  
(ESPNU)

#3 UT Martin 63

#2 Tennessee Tech 82

#3 UT Martin 81

GAME 4 - 9:00 p.m.  
(ESPN+)

#6 SIUE 75

#6 SIUE 68

GAME 2 - 9:00 p.m.  
(ESPN+)

#7 Southern Indiana 54

All Times Central

You've got to   
**OVC it!**



# 2022-23 SOUTHEAST MISSOURI BASKETBALL NOTES

## 2023 OVC TOURNAMENT STATISTICS



RECORD:	OVERALL	HOME	AWAY	NEUTRAL
ALL GAMES	4-0	0-0	0-0	4-0
CONFERENCE	0-0	0-0	0-0	0-0
NON-CONFERENCE	4-0	0-0	0-0	4-0

##	Player	gp-gs	min	avg	Total		3-Point		F-Throw		Rebounds				pf	dq	a	to	blk	stl	pts	avg
					fg-fga	fg%	3fg-fga	3fg%	ft-fa	ft%	off	def	tot	avg								
05	HARRIS, Chris	4-4	147	36.8	20-59	.339	5-21	.238	36-45	.800	1	28	29	7.3	8	0	8	8	2	4	81	20.3
01	RUSSELL, Phillip	4-4	146	36.5	19-58	.328	8-19	.421	26-33	.788	4	13	17	4.3	13	0	17	11	1	9	72	18.0
00	BARNES, Israel	4-1	116	29.0	16-34	.471	5-12	.417	3-6	.500	6	9	15	3.8	9	0	2	2	3	6	40	10.0
14	JOHNSON, Nate	4-4	85	21.3	16-23	.696	0-0	.000	5-8	.625	10	7	17	4.3	15	0	3	2	4	1	37	9.3
21	EARLEY, Josh	4-0	77	19.3	16-22	.727	0-0	.000	2-3	.667	7	26	33	8.3	9	0	1	3	2	1	34	8.5
03	SMART, Aquan	3-3	67	22.3	7-18	.389	1-3	.333	10-10	1.000	1	11	12	4.0	9	0	8	8	0	5	25	8.3
33	BRANSON, Dylan	4-4	110	27.5	8-20	.400	3-8	.375	3-3	1.000	6	16	22	5.5	17	2	8	6	0	0	22	5.5
11	EURSHER, Evan	4-0	53	13.3	6-12	.500	4-8	.500	0-2	.000	2	5	7	1.8	1	0	1	2	0	2	16	4.0
04	LARSON, Adam	4-0	21	5.3	0-4	.000	0-4	.000	2-2	1.000	0	4	4	1.0	3	0	1	0	1	0	2	0.5
35	HANBACK, Mason	1-0	1	1.0	0-0	.000	0-0	.000	0-0	.000	0	0	0	0.0	0	0	0	0	0	0	0	0.0
12	GOWINS, Tevin	1-0	2	2.0	0-0	.000	0-0	.000	0-0	.000	0	0	0	0.0	0	0	0	1	0	0	0	0.0
Team											11	8	19					2				
Total.....		4	825		108-250	.432	26-75	.347	87-112	.777	48	127	175	43.8	84	2	49	45	13	28	329	82.2
Opponents.....		4	825		100-249	.402	23-83	.277	65-99	.657	47	107	154	38.5	91	-	41	52	17	24	288	72.0

### TEAM STATISTICS

	SEMO	OPP
SCORING	329	288
Points per game	82.2	72.0
Scoring margin	+10.3	-
FIELD GOALS-ATT	108-250	100-249
Field goal pct	.432	.402
3 POINT FG-ATT	26-75	23-83
3-point FG pct	.347	.277
3-pt FG made per game	6.5	5.8
FREE THROWS-ATT	87-112	65-99
Free throw pct	.777	.657
F-Throws made per game	21.8	16.3
REBOUNDS	175	154
Rebounds per game	43.8	38.5
Rebounding margin	+5.3	-
ASSISTS	49	41
Assists per game	12.3	10.3
TURNOVERS	45	52
Turnovers per game	11.3	13.0
Turnover margin	+1.8	-
Assist/turnover ratio	1.1	0.8
STEALS	28	24
Steals per game	7.0	6.0
BLOCKS	13	17
Blocks per game	3.3	4.3
ATTENDANCE	0	1728
Home games-Avg/Game	0-0	0-0
Neutral site-Avg/Game	-	4-432

Date	Opponent	Score	Att.
# 03-01-23	vs Lindenwood	w 84-65	0
# 03-02-23	vs Tennessee St.	w 91-83	0
# 03-03-23	vs Morehead St.	w 65-58	0
03-04-23	vs Tennessee Tech	Wot 89-82	1728

! = Cream City Classic (Milwaukee, Wis.)

# = OVC Tournament (Evansville, Ind.)

\* = Conference game

Score by Periods	1st	2nd	OT	Totals
Southeast Missouri	138	177	14	329
Opponents	129	152	7	288



## 2022-23 SOUTHEAST MISSOURI BASKETBALL NOTES

### OVC TOURNAMENT HISTORY

#### Southeast Missouri's OVC Tournament Breakdown

Appearances (Years).....	18
(1997, 1998, 1999, 2000, 2001, 2002, 2003, 2005, 2007, 2011, 2012, 2013, 2014, 2015, 2017, 2021, 2022, 2023)	
Record.....	16-16
Record at Municipal Auditorium.....	5-6
Record at Ford Center.....	5-2
Titles.....	2 (2000, 2023)
First Appearance.....	1997
Last Appearance.....	2023
Last OVC Tournament Result:	
Defeated #8 Lindenwood, 84-65, 3/1/23	
Championship Game Appearances.....	3
(1999, 2000, 2023)	

#### Southeast Missouri's OVC Tournament Record As:

#2 Seed.....	5-1
#4 Seed.....	1-1
#5 Seed.....	5-4
#6 Seed.....	3-5
#7 Seed.....	1-3
#8 Seed.....	0-2

#### Southeast Missouri's OVC Tournament Record Vs:

#1 Seed.....	2-3
#2 Seed.....	1-4
#3 Seed.....	2-4
#4 Seed.....	1-4
#5 Seed.....	1-1
#6 Seed.....	2-0
#7 Seed.....	4-0
#8 Seed.....	3-0

#### Southeast Missouri's OVC Tournament Records Vs.

*Austin Peay (last played in 2011).....	0-3
*Eastern Illinois (last played in 2014).....	3-0
*Eastern Kentucky (last played in 2014).....	2-3
Jacksonville State (last played in 2017).....	0-1
Lindenwood (last played in 2023).....	1-0
Middle Tennessee (last played in 2000).....	2-1
*Morehead State (last played in 2003).....	1-3
*Murray State (last played in 2022).....	2-2
*Tennessee State (last played in 2022).....	3-0
*Tennessee Tech (last played in 2012).....	1-3
*UT Martin (last played in 2000).....	1-0

\* - Active OVC Members

#### Southeast Missouri's OVC All-Tournament Selections

Mike Branson, F.....	1999
Bud Eley, C.....	1999
Mike Branson, F.....	2000
Roderick Johnson, F.....	2000
Denzel Mahoney, G.....	2017
Chris Harris, G (MVP).....	2023
Phillip Russell, G.....	2023

#### All-Time Championship Breakdown

Murray State.....	18
Western Kentucky.....	10
Eastern Kentucky.....	6
Middle Tennessee.....	5
Austin Peay.....	5

Morehead State.....	5
Southeast Missouri.....	2
Belmont.....	2
Tennessee State.....	2
Akron.....	1
Eastern Illinois.....	1
Tennessee Tech.....	1
Jacksonville State.....	1

#### Team Records in OVC Tournament

Akron (1978-87).....	4-2
Austin Peay (1962-22).....	44-37
Belmont (2012-22).....	10-7
East Tennessee State (1957-78).....	3-6
Eastern Illinois (1996-present).....	7-15
Eastern Kentucky (1948-2021).....	39-35
Evansville (1948-52).....	1-4
Jacksonville State (2003-2021).....	8-7
Lindenwood (2022-present).....	0-1
Louisville (1948-50).....	2-1
Marshall (1949-52).....	2-4
Middle Tennessee State (1952-00).....	23-24
Morehead State (1948-present).....	38-46
Murray State (1948-22).....	73-38
Samford (2003-08).....	3-5
Southeast Missouri (1991-present).....	16-16
SIU Edwardsville (2012-present).....	0-6
Tennessee State (1986-present).....	13-28
Tennessee Tech (1949-present).....	26-46
UT Martin (1992-present).....	5-12
Western Kentucky (1948-82).....	34-7
Youngstown State (1980-88).....	3-5

#### NCAA Tournament

Appearances (Year).....	1 (2000, 2023)
Record.....	0-1
Result:	

Lost to LSU, 64-61, in First Round at Salt Lake City, Utah

#### Results of OVC Tournaments which Southeast Missouri Participated

##### 1997 - Nashville, Tennessee Gaylord Entertainment Center First Round (at campus sites)

#1 Austin Peay 106, #8 Morehead State 83
#2 Murray State 76, #7 Tennessee State 63
#3 Middle Tennessee 89, #6 Southeast Missouri 74
#4 Tennessee Tech 83, #5 Eastern Illinois 81

##### Semifinals

Austin Peay 70, Tennessee Tech 60
Murray State 74, Middle Tennessee 48

##### Championship

Murray State 88, Austin Peay 85 <sup>OT</sup>
---

##### 1998 - Nashville, Tennessee Gaylord Entertainment Center First Round (at campus sites)

#1 Murray State 84, #8 Tennessee Tech 63
#7 Tennessee State 84, #2 Eastern Illinois 79
#3 Middle Tennessee 61, #6 Eastern Kentucky 49
#4 Austin Peay 76, #5 Southeast Missouri 46

##### Semifinals

Murray State 81, Austin Peay 56
Tennessee State 74, Middle Tennessee 70

##### Championship

Murray State 92, Tennessee State 69
-------------------------------------

##### 1999 - Nashville, Tennessee Gaylord Entertainment Center First Round (at campus sites)

#1 Murray State 96, #8 Tennessee Tech 61
#2 Southeast Missouri 78, #7 Eastern Illinois 57
#3 Middle Tennessee 75, #6 Tennessee State 68
#5 Morehead State 82, #4 Austin Peay 77

##### Semifinals

Murray State 92, Morehead State 69
Southeast Missouri 82, Middle Tennessee 74

##### Championship

Murray State 62, Southeast Missouri 61
--

##### 2000 - Nashville, Tennessee Gaylord Entertainment Center First Round (at campus sites)

#1 Murray State 83, #8 Tennessee State 58
#2 Southeast Missouri 76, #7 UT Martin 74
#6 Middle Tennessee 87, #3 Tennessee Tech 70
#4 Eastern Illinois 107, #5 Austin Peay 100 <sup>2OT</sup>

##### Semifinals

Murray State 89, Eastern Illinois 70
Southeast Missouri 78, Middle Tennessee 60

##### Championship

Southeast Missouri 67, Murray State 56
--

##### 2001 - Nashville, Tennessee Gaylord Entertainment Center First Round (at campus sites)

#1 Tennessee Tech 69, #8 UT Martin 58
#2 Eastern Illinois 102, #7 Morehead State 80
#3 Murray State 114, #6 Tennessee State 100
#4 Austin Peay 72, #5 Southeast Missouri 70 <sup>OT</sup>

##### Semifinals

Austin Peay 83, Tennessee Tech 63
Eastern Illinois 97, Murray State 71

##### Championship

Eastern Illinois 84, Austin Peay 83
-------------------------------------

##### 2002 - Louisville, Kentucky Kentucky International Convention Center First Round (at campus sites)

#1 Tennessee Tech 73, #8 Southeast Missouri 56
#2 Morehead State 91, #7 Tennessee State 82
#3 Murray State 103, #6 Eastern Illinois 56

#4 Austin Peay 72, #5 UT Martin 69
------------------------------------

##### Semifinals

Tennessee Tech 86, Austin Peay 77
Murray State 89, Morehead State 75

##### Championship

Murray State 70, Tennessee Tech 69
------------------------------------

**2003 - Nashville, Tennessee****Gaylord Entertainment Center**First Round (at campus sites)

- #1 Austin Peay 83, #8 Eastern Kentucky 80  
 #2 Morehead State 91, #7 Southeast Missouri 84  
 #3 Tennessee Tech 76, #6 UT Martin 62  
 #4 Murray State 74, #5 Eastern Illinois 63

Semifinals

- Austin Peay 59, Murray State 58 <sup>OT</sup>  
 Tennessee Tech 88, Morehead State 71

Championship

- Austin Peay 63, Tennessee Tech 57

**2005 - Nashville, Tennessee****Gaylord Entertainment Center**First Round (at campus sites)

- #1 Tennessee Tech 72, #8 Eastern Illinois 68  
 #2 Eastern Kentucky 74, #7 Tennessee State 68  
 #6 Southeast Missouri 61, #3 Murray State 58  
 #5 Austin Peay 71, #4 Samford 60

Semifinals

- Austin Peay 67, Tennessee Tech 61  
 Eastern Kentucky 69, Southeast Missouri 52

Championship

- Eastern Kentucky 52, Austin Peay 46

**2007 - Nashville, Tennessee****Gaylord Entertainment Center**First Round (at campus sites)

- #1 Austin Peay 89, #8 Tennessee State 84 <sup>OT</sup>  
 #2 Eastern Kentucky 63, #7 Morehead State 45  
 #3 Tennessee Tech 88, #6 Southeast Missouri 60  
 #5 Samford 70, #4 Murray State 60

Semifinals

- Austin Peay 65, Samford 55  
 Eastern Kentucky 57, Tennessee Tech 54

Championship

- Eastern Kentucky 63, Austin Peay 62

**2011 - Nashville, Tennessee****Municipal Auditorium**First Round

- #8 UT Martin 68, #5 Tennessee State 64  
 #7 Southeast Missouri 65, #6 Eastern Kentucky 49

Quarterfinals

- #4 Tennessee Tech 83, UT Martin 59  
 #3 Austin Peay 76, Southeast Missouri 60

Semifinals

- Tennessee Tech 64, #1 Murray State 59  
 #2 Morehead State 68, Austin Peay 49

Championship

- Morehead State 80, Tennessee Tech 73

**2012 - Nashville, Tennessee****Municipal Auditorium**First Round

- #5 Southeast Missouri 75, #8 Eastern Kentucky 65  
 #7 Jacksonville State 75, #6 Austin Peay 70

Quarterfinals

- #4 Tennessee Tech 77, #5 Southeast Missouri 73  
 #3 Morehead State 68, #6 Jacksonville State 54

Semifinals

- #1 Murray State 78, #4 Tennessee Tech 58  
 #2 Tennessee State 59, #3 Morehead State 52

Championship

- #1 Murray State 54, #2 Tennessee St. 52

**2013 - Nashville, Tennessee****Municipal Auditorium**First Round

- #5 Morehead State 73, #8 UT Martin 66  
 #6 Southeast Missouri 78, #7 Eastern Illinois 68

Quarterfinals

- #4 Tennessee State 88, #5 Morehead State 75  
 #3 Eastern Kentucky 84, #6 Southeast Missouri 69

Semifinals

- #1 Belmont 82, #4 Tennessee State 73  
 #2 Murray State 81, #3 Eastern Kentucky 73

Championship

- #1 Belmont 70, #2 Murray State 68

**2014 - Nashville, Tennessee****Municipal Auditorium**First Round

- #5 Tennessee Tech 74, #8 SIU Edwardsville 67  
 #6 Southeast Missouri 79, #7 Eastern Illinois 61

Quarterfinals

- #4 Morehead State 76, #5 Tennessee Tech 61  
 #3 Eastern Kentucky 84, #6 Southeast Missouri 76

Semifinals

- #1 Belmont 86, #4 Morehead State 63  
 #3 Eastern Kentucky 86, #2 Murray State 83

Championship

- #3 Eastern Kentucky 79, #1 Belmont 73

**2015 - Nashville, Tennessee****Municipal Auditorium**First Round

- #5 Morehead State 79, #8 Southeast Missouri 74  
 #6 Eastern Illinois 78, #7 SIU Edwardsville 66

Quarterfinals

- #5 Morehead State 76, #4 UT Martin 65  
 #3 Belmont 97, #6 Eastern Illinois 64

Semifinals

- #1 Murray State 80, #5 Morehead State 77  
 #3 Belmont 53, #2 Eastern Kentucky 52

Championship

- #3 Belmont 88, #1 Murray State 87

**2017 - Nashville, Tennessee****Municipal Auditorium**First Round

- #5 Southeast Missouri 78, #8 Tennessee State 75 <sup>OT</sup>  
 #7 Murray State 85, #6 Tennessee Tech 84 <sup>2OT</sup>

Quarterfinals

- #4 Jacksonville State 74, #5 Southeast Missouri 51  
 #7 Murray State 75, #3 Morehead State 69

Semifinals

- #4 Jacksonville State 65, #1 Belmont 59  
 #2 UT Martin 73, #7 Murray State 67

Championship

- #4 Jacksonville State 66, #2 UT Martin 55

**2021 - Evansville, Indiana****Ford Center**First Round

- #1 Belmont 78, #8 SIU Edwardsville 61  
 #4 Jacksonville State 68, #5 Murray State 65  
 #3 Eastern Kentucky 70, #6 Austin Peay 67  
 #2 Morehead State 61, #7 Southeast Missouri 54

Semifinals

- #1 Belmont 72, #4 Jacksonville State 69  
 #2 Morehead State 67, #3 Eastern Kentucky 64

Championship

- #2 Morehead State 86, #1 Belmont 71

**2022 - Evansville, Indiana****Ford Center**First Round

- #5 Tennessee State 77, #8 SIU Edwardsville 62  
 #7 Tennessee Tech 78, #6 Austin Peay 51

Quarterfinals

- #4 Southeast Missouri 79, #5 Tennessee State 55  
 #3 Morehead State 73, #7 Tennessee Tech 56

Semifinals

- #1 Murray State 88, #4 Southeast Missouri 74  
 #3 Morehead State 53, #2 Belmont 51

Championship

- #1 Murray State 71, #3 Morehead State 67

**2023 - Evansville, Indiana****Ford Center**First Round

- #5 Southeast Missouri 84, #8 Lindenwood 65  
 #6 SIU Edwardsville 68, #7 Southern Indiana 54

Quarterfinals

- #5 Southeast Missouri 91, #4 Tennessee State 83  
 #3 UT Martin 81, #6 SIU Edwardsville 75

Semifinals

- #5 Southeast Missouri 65, #1 Morehead State 58  
 #2 Tennessee Tech 78, #3 UT Martin 63

Championship

- #5 Southeast Missouri 89, #2 Tennessee Tech 82 <sup>OT</sup>





## 2022-23 SOUTHEAST MISSOURI BASKETBALL NOTES

### NUMERICAL & ALPHABETICAL ROSTER

#### Numerical

No.	Name	Pos.	Ht.	Wt.	Cl.	Hometown (High School/College)
0	Israel Barnes	G	6-4	185	R-Sr.	Wichita, Kan. (Wichita Southeast/Newman University)
1	Phillip Russell	G	5-10	165	So.	St. Louis, Mo. (Vashon/Saint Louis)
3	Aquan Smart	G	6-3	175	So.	Evanston, Ill. (Niles North/Florida International)
4	Adam Larson	F	6-9	180	R-Fr.	Fennimore, Wis. (Fennimore)
5	Chris Harris	G	6-3	205	R-Sr.	Antioch, Ill. (Lake Forest Academy/John A. Logan College)
10	David Idada	C	7-0	250	Fr.	Barendrecht, Netherlands (Golden State Prep)
11	Evan Eursher	G	6-2	177	Fr.	Hendersonville, Tenn. (The Webb School)
12	Tevin Gowins	G	5-9	167	Fr.	Florissant, Mo. (Hazelwood Central)
14	Nate Johnson	F	6-9	250	Sr.	Broward County, Fla. (American Heritage/Seminole State CC)
15	Josh Mitchell	F	6-8	215	So.	Tupelo, Miss. (Tupelo/Northeast Mississippi CC)
21	Josh Earley	F	6-7	242	Jr.	Shawnee Mission, Kan. (Bishop Miege/Tulsa)
22	Gavyn Elkamil	G	6-5	190	So.	Pittsburg, Kan. (Link Prep Academy/Tulsa)
24	Kobe Clark	F	6-6	180	So.	St. Louis, Mo. (Vashon/Georgetown)
33	Dylan Branson	G	6-5	220	So.	St. Louis, Mo. (Mehlville)
35	Mason Hanback	C	7-0	245	Fr.	Jackson, Tenn. (Tennessee Prep)

#### Alphabetical

No.	Name	Pos.	Ht.	Wt.	Cl.	Hometown (High School/College)
0	Israel Barnes	G	6-4	185	R-Sr.	Wichita, Kan. (Wichita Southeast/Newman University)
33	Dylan Branson	G	6-5	220	So.	St. Louis, Mo. (Mehlville)
24	Kobe Clark	F	6-6	180	So.	St. Louis, Mo. (Vashon/Georgetown)
21	Josh Earley	F	6-7	242	Jr.	Shawnee Mission, Kan. (Bishop Miege/Tulsa)
22	Gavyn Elkamil	G	6-5	190	So.	Pittsburg, Kan. (Link Prep Academy/Tulsa)
11	Evan Eursher	G	6-2	177	Fr.	Hendersonville, Tenn. (The Webb School)
12	Tevin Gowins	G	5-9	167	Fr.	Florissant, Mo. (Hazelwood Central)
35	Mason Hanback	C	7-0	245	Fr.	Jackson, Tenn. (Tennessee Prep)
5	Chris Harris	G	6-3	205	R-Sr.	Antioch, Ill. (Lake Forest Academy/John A. Logan College)
10	David Idada	C	7-0	250	Fr.	Barendrecht, Netherlands (Golden State Prep)
14	Nate Johnson	F	6-9	250	Sr.	Broward County, Fla. (American Heritage/Seminole State CC)
4	Adam Larson	F	6-9	180	R-Fr.	Fennimore, Wis. (Fennimore)
15	Josh Mitchell	F	6-8	215	So.	Tupelo, Miss. (Tupelo/Northeast Mississippi CC)
1	Phillip Russell	G	5-10	165	So.	St. Louis, Mo. (Vashon/Saint Louis)
3	Aquan Smart	G	6-3	175	So.	Evanston, Ill. (Niles North/Florida International)

**Head Coach:** Brad Korn, Third Year (Southern Illinois, 2004)

**Assistant Coach:** Keith Pickens, Fifth Year (Missouri State, 2013)

**Assistant Coach:** J.R. Reynolds, First Year (Eastern Illinois, 2004)

**Assistant Coach:** Connor Wheeler, First Year (SIU Edwardsville, 2016)

**Director of Operations:** LaDon Champagnie, Second Year (Missouri Baptist, 2013)

#### » Breakdown by Class

Total Squad Members.....	15
Seniors .....	3
Juniors .....	1
Sophomores.....	6
Freshmen.....	5

#### » Geographical Breakdown

Florida .....	1
Illinois.....	2
Kansas.....	3
Mississippi .....	1
Missouri.....	4
Netherlands .....	1
Tennessee.....	2
Wisconsin.....	1

#### » Breakdown by Position

Guard .....	8
Forward .....	5
Center.....	2

#### » Pronunciation Guide

David Idada .....	eye-dah-dah
Gavyn Elkamil.....	elk-uh-mill
Evan Eursher .....	urr-sure
Tevin Gowins.....	GO-ins
Mason Hanback .....	hand-back
Aquan Smart .....	uh-kwan

2022-23 SOUTHEAST MISSOURI BASKETBALL NOTES  
**RADIO/TV ROSTER**



**0** | **Israel Barnes**  
 G / 6-4 / 185 / R-Sr.  
 Wichita, Kan.



**1** | **Phillip Russell**  
 G / 5-10 / 165 / So.  
 St. Louis, Mo.




**3** | **Aquan Smart**  
 G / 6-3 / 175 / So.  
 Evanston, Ill.



**4** | **Adam Larson**  
 F / 6-9 / 180 / R-Fr.  
 Fennimore, Wis.



**5** | **Chris Harris**  
 G / 6-3 / 205 / R-Sr.  
 Antioch, Ill.



**10** | **David Idada**  
 C / 7-0 / 250 / Fr.  
 Barendrecht, Netherlands



**11** | **Evan Eursher**  
 G / 6-2 / 177 / Fr.  
 Hendersonville, Tenn.



**12** | **Tevin Gowins**  
 G / 5-9 / 167 / Fr.  
 Florissant, Mo.



**14** | **Nate Johnson**  
 F / 6-9 / 250 / Sr.  
 Broward County, Fla.



**15** | **Josh Mitchell**  
 F / 6-8 / 215 / So.  
 Tupelo, Miss.



**21** | **Josh Earley**  
 F / 6-7 / 242 / Jr.  
 Shawnee Mission, Kan.




**22** | **Gavyn Elkamil**  
 G / 6-5 / 190 / So.  
 Pittsburg, Kan.



**24** | **Kobe Clark**  
 F / 6-6 / 180 / So.  
 St. Louis, Mo.



**33** | **Dylan Branson**  
 G / 6-5 / 220 / So.  
 St. Louis, Mo.



**35** | **Mason Hanback**  
 C / 7-0 / 245 / Fr.  
 Jackson, Tenn.



**Brad Korn**  
 Head Coach  
 Third Year



**Keith Pickens**  
 Assistant Coach  
 Fifth Year



**J.R. Reynolds**  
 Assistant Coach  
 First Year



**Connor Wheeler**  
 Assistant Coach  
 First Year



**LaDon Champagnie**  
 Director of Operations  
 Second Year





## 2022-23 SOUTHEAST MISSOURI BASKETBALL NOTES

### HEAD COACH BRAD KORN



## BRAD KORN

Head Coach

Third Year // Southern Illinois, 2004



## REDHAWK BASKETBALL

**B**rad Korn has the Southeast Missouri basketball program trending in the right direction entering his third year as head coach in 2022-23.

Korn guided SEMO to its first Ohio Valley Conference Tournament semifinal appearance in 17 years and fourth in program history a year ago. The Redhawks finished fourth in the OVC with an overall record of 14-18 and 8-9 against league foes.

SEMO had a pair of All-OVC performers in Eric Reed, Jr. (First-Team) and Phillip Russell (Second-Team). It marked the first time the Redhawks had a player on both the OVC first and second teams in a season since 2016-17.

The Redhawks win total increased by a +3 margin from 11 (2021-22) to 14 (2022-23) victories since Korn took over the helm.

Statistically, SEMO finished its 2022-23 campaign ranked among the top three in the OVC in scoring offense (3rd, 75.6 ppg), free throw percentage (2nd, .732), turnover margin (3rd, +0.41) and 3-point field goals made (1st, 281). SEMO's 281 three-point field goals made were second-most in a season in

program history.

Korn's first head coaching job has been anything but easy as he took over at SEMO in the middle of a global COVID-19 pandemic.

Throughout all the challenges and uncertainties during an unprecedented 2020-21 season, Korn led his first SEMO team to an overall record of 11-16 and seventh-place finish in the OVC.

The Redhawks made the OVC Tournament for the first time since 2016-17 and saw a +4 improvement in total wins and a +6 jump in OVC victories from the year before. SEMO's nine (9-11) conference victories matched the program's most in a season in 20 years.

SEMO ranked among the top five in the OVC in 3-point field goal percentage (5th, .352), rebounding margin (5th, +2.2), defensive rebounds (5th, 25.6 per game) and defensive rebound percentage (1st, .764).

Korn was officially introduced as SEMO's head coach on Mar. 23, 2020 and is the seventh head coach in SEMO's NCAA Division I era (since 1991-92).

Prior to arriving in Cape Girardeau, Korn spent five years at Big 12 Conference member Kansas State working the four seasons as an

assistant coach and one as the program's Director of Operations.

In his final four years back at K-State after returning following a three-year stint at Missouri State (2013-16), Korn helped the Wildcats to 82 wins and three-straight NCAA Tournament appearances. K-State posted back-to-back 25-win campaigns for the first time in school history (2017-18, 2018-19).

During his first year back in 2016-17, the squad won 21 games, including eight over teams that advanced to the postseason, and knocked off Wake Forest in the NCAA First Four before losing to #18

Cincinnati in the NCAA South Regional First Round.

Working primarily with the post players, Korn was a big influence on the development of two-time All-Big 12 First Team selection Dean Wade, who became the fourth Wildcat to earn All-Big 12 First-Team honors in 2018 and just the second to do so in back-to-back seasons. Wade is one of just three players to rank in the school's Top 10 in both career scoring (1,510) and rebounding (685). He was instrumental in the progress of Makol Mawien, who has started all 103 games in his K-State career and emerged as one of the top big men in the





Big 12.

Korn was also key in the growth of All-Big 12 selections Wesley Iwundu and D.J. Johnson during his first season as an assistant coach in 2016-17. Iwundu, who was twice named Third Team All-Big 12, became the first Wildcat since 2008 to be taken in the NBA Draft when he was selected with 33rd overall pick by the Orlando Magic. Johnson, an honorable mention all-league selection, broke the career field goal percentage record at 59.5 percent, while setting the single-season mark for the second consecutive season at 62.3 percent in 2016-17.

Korn spent one season on Bruce Weber's inaugural staff at K-State as Director of Operations in 2012-13, helping the Wildcats to a 27-8 overall record and their first-ever Big 12 regular-season title. It was the school's first conference title since 1977, while the 27 wins rated second-most in school history.

Overall, he has 15 years of Division I experience, which includes time at his alma mater – Southern Illinois (2004-12). Korn has extensive ties to Weber after playing his first four years (1999-2003) for him at Southern Illinois. He redshirted in 1999-2000 before playing the next three years for Weber. He concluded his playing career for (current Purdue head coach) Matt Painter in 2003-04 before spending the next eight years (2004-12) at SIU as an assistant for then-Saluki head coach and current K-State associate head

coach Chris Lowery.

Korn returned to Manhattan in May 2016 after three seasons at Missouri State, where he served as an assistant coach to then-head coach Paul Lusk from 2013-16. At MSU, he helped the Bears to 44 wins, including a 20 -win season and a trip to the CollegiateInsider.com Tournament in 2013-14.

Korn helped mentor a number of All-Missouri Valley honorees during his stay at Missouri State, including 2014 All-MVC Second-Team selection Jarmar Gulley and 2016 MVC Newcomer of the Year Dequon Miller. In addition, he coached three MVC All-Freshman Team honorees in Austin Ruder in 2014 and Obediah Church and Jarred Dixon in 2016 as well as two Most Improved Team members (Dorrian Williams in 2015 and Chris Kendrix in 2016).

Prior to his first stint at K-State, Korn spent eight years (2004-12) at Southern Illinois, including his final six years as a full-time assistant under Lowery. He helped the Salukis post a 145-116 (.556) overall record with four postseason appearances, two Missouri Valley Conference championships and one State Farm Missouri Valley Conference Tournament title. The squad won 20 or more games and advanced to the NCAA Tournament on three occasions (2005, 2006, 2007) during his tenure as an assistant coach, including a 2007 trip to the Sweet 16. He was a graduate assistant at SIU his first two years before being elevated to a full-time assistant coach on Jan.



31, 2006.

A native of Plano, Illinois, Korn helped the Salukis through one of their greatest periods of success from 1999 to 2004. The squad went from 16 wins his redshirt-freshman season to three consecutive NCAA Tournament appearances under Weber and Painter. He was also a part of three Missouri Valley regular season championships as a player.

The 6-foot-9 forward saw action in 121 games in his career, averaging 5.2 points and 2.3 rebounds in 14.5 minutes per

game. As a senior, he averaged 9.7 points on 41 percent shooting with four rebounds and 1.9 assists in helping SIU to 25 wins and a 17-1 mark in MVC play. He was named to the league's Most Improved Team.

Korn earned a bachelor's degree in Marketing from Southern Illinois in 2004 and his master's degree in Administrative Studies from Missouri State in 2016. He resides in Cape Girardeau with his wife, Kristin, and daughters Brielyn and Ashtyn.





## 2022-23 SOUTHEAST MISSOURI BASKETBALL NOTES

### HEAD COACH BRAD KORN



#### ■ The Korn File

**Experience:**

18th Year (Third at SEMO)

**Hometown:**

Plano, Ill.

**Birthdate:**

August 22, 1981

**Alma Mater:**

Southern Illinois, 2004

**Education:**

BB.A. Marketing (Southern Illinois)

Master's Administrative Studies (Missouri State)

**Date Hired:**

March 23, 2020

**Family:**

Wife - Kristin

Children - Brielyn, Ashtyn

**Playing Experience:**

Southern Illinois, 1999-04

**Coaching Experience:**

Southern Illinois, Graduate Asst., 2004-06

Southern Illinois, Assistant Coach, 2006-12

Kansas State, Dir. of Operations, 2012-13

Missouri State, Assistant Coach, 2013-16

Kansas State, Assistant Coach, 2016-20

Southeast Missouri, 2020-pr.

#### Korn Year-by-Year Records

Year	School	Assignment	Record	Conference/Finish	Postseason
2004-05	Southern Illinois	Graduate Assistant	27-8	15-3/1st	NCAA Second Round
2005-06	Southern Illinois	Graduate Assistant	22-11	12-6/2nd	NCAA First Round
2006-07	Southern Illinois	Assistant Coach	29-7	15-3/1st	NCAA Sweet 16
2007-08	Southern Illinois	Assistant Coach	18-15	11-7/3rd	NIT Second Round
2008-09	Southern Illinois	Assistant Coach	13-18	8-10/5th	-
2009-10	Southern Illinois	Assistant Coach	15-15	6-12/9th	-
2010-11	Southern Illinois	Assistant Coach	13-19	5-13/8th	-
2011-12	Southern Illinois	Assistant Coach	8-23	5-13/9th	-
2012-13	Kansas State	Director of Operations	27-8	14-4/1st	NCAA Second Round
2013-14	Missouri State	Assistant Coach	20-13	9-9/4th	CollegelInsider.com Tourn. (CIT)
2014-15	Missouri State	Assistant Coach	11-20	5-13/8th	-
2015-16	Missouri State	Assistant Coach	13-19	8-10/7th	-
2016-17	Kansas State	Assistant Coach	21-14	8-10/6th	NCAA First Round
2017-18	Kansas State	Assistant Coach	25-12	10-8/4th	NCAA Elite Eight
2018-19	Kansas State	Assistant Coach	25-9	14-4/1st	NCAA First Round
2019-20	Kansas State	Assistant Coach	11-21	3-15/10th	-
2020-21	Southeast Missouri	Head Coach	11-16	9-11/7th	-
2021-22	Southeast Missouri	Head Coach	14-18	8-9/4th	-
2022-23	Southeast Missouri	Head Coach	19-16	10-8	OVC Tourney Champs/NCAA First Four

**Overall Record:** 44-50

Record at Southeast Missouri, 44-50, 27-28 Ohio Valley Conference (3 years)

Record as a College Assistant: 222-205

Record as a Graduate Assistant: 49-19



# 2022-23 SOUTHEAST MISSOURI BASKETBALL NOTES

## 2022-23 STATISTICS



Overall record: 19-16 Conf: 10-8 Home: 9-4 Away: 5-11 Neutral: 5-1

##	Player	gp-gs	min	avg	Total		3-Point		F-Throw		Rebounds				pf	dq	a	to	blk	stl	pts	avg
					fg-fga	fg%	3fg-fga	3fg%	ft-fga	ft%	off	def	tot	avg								
01	RUSSELL, Phillip	33-33	1067	32.3	175-439	.399	80-221	.362	170-208	.817	24	72	96	2.9	110	8	164	95	3	49	600	18.2
05	HARRIS, Chris	34-32	1081	31.8	149-403	.370	60-189	.317	164-212	.774	15	146	161	4.7	49	0	66	68	5	33	522	15.4
00	BARNES, Israel	27-6	755	28.0	112-257	.436	32-110	.291	23-44	.523	32	53	85	3.1	53	2	36	23	8	19	279	10.3
21	EARLEY, Josh	30-0	529	17.6	102-174	.586	0-0	.000	31-60	.517	42	113	155	5.2	45	0	2	29	7	4	235	7.8
03	SMART, Aquan	31-25	774	25.0	73-201	.363	20-69	.290	67-90	.744	14	83	97	3.1	104	7	68	75	11	48	233	7.5
33	BRANSON, Dylan	31-26	753	24.3	73-159	.459	25-72	.347	40-56	.714	29	110	139	4.5	101	10	58	47	6	28	211	6.8
24	CLARK, Kobe	19-15	571	30.1	49-132	.371	12-48	.250	16-27	.593	47	118	165	8.7	61	1	50	36	23	28	126	6.6
14	JOHNSON, Nate	35-35	663	18.9	96-148	.649	0-1	.000	34-59	.576	62	64	126	3.6	111	5	21	32	31	10	226	6.5
04	LARSON, Adam	33-3	443	13.4	57-130	.438	36-99	.364	15-23	.652	9	48	57	1.7	41	0	4	7	12	5	165	5.0
15	MITCHELL, Josh	16-0	100	6.3	14-21	.667	0-0	.000	6-12	.500	7	12	19	1.2	20	0	2	7	3	2	34	2.1
35	HANBACK, Mason	9-0	47	5.2	8-9	.889	0-0	.000	2-3	.667	0	3	3	0.3	8	0	0	2	3	0	18	2.0
11	EURSHER, Evan	24-0	209	8.7	15-44	.341	8-33	.242	9-12	.750	4	17	21	0.9	15	0	5	8	1	9	47	2.0
12	GOWINS, Tevin	17-0	133	7.8	8-17	.471	5-7	.714	1-2	.500	5	9	14	0.8	18	0	4	11	0	5	22	1.3
Team											51	43	94				19					
Total.....		35	7125		931-2134	.436	278-849	.327	578-808	.715	341	891	1232	35.2	736	33	480	459	113	240	2718	77.7
Opponents.....		35	7125		906-2028	.447	252-726	.347	595-864	.689	328	932	1260	36.0	697	-	460	513	98	244	2659	76.0

### TEAM STATISTICS

	SEMO	OPP
SCORING	2718	2659
Points per game	77.7	76.0
Scoring margin	+1.7	-
FIELD GOALS-ATT	931-2134	906-2028
Field goal pct	.436	.447
3 POINT FG-ATT	278-849	252-726
3-point FG pct	.327	.347
3-pt FG made per game	7.9	7.2
FREE THROWS-ATT	578-808	595-864
Free throw pct	.715	.689
F-Throws made per game	16.5	17.0
REBOUNDS	1232	1260
Rebounds per game	35.2	36.0
Rebounding margin	-0.8	-
ASSISTS	480	460
Assists per game	13.7	13.1
TURNOVERS	459	513
Turnovers per game	13.1	14.7
Turnover margin	+1.5	-
Assist/turnover ratio	1.0	0.9
STEALS	240	244
Steals per game	6.9	7.0
BLOCKS	113	98
Blocks per game	3.2	2.8
ATTENDANCE	20536	58977
Home games-Avg/Game	13-1580	16-3578
Neutral site-Avg/Game	-	6-288

Score by Periods	1st	2nd	OT	OT2	Totals
Southeast Missouri	1250	1412	32	24	2718
Opponents	1254	1360	25	20	2659

Date	Opponent	Score	Att.
11-07-22	at South Fla.	w 64-61	4046
11-12-22	LYON	w 83-46	683
11-16-22	at Evansville	w 67-61	3756
11-19-22	at Bradley	L 60-73	4826
11-22-22	WILLIAM WOODS	w 87-49	784
! 11-26-22	vs Boston U.	w 63-52	0
! 11-27-22	vs UC Davis	L 71-73	0
! 11-28-22	at Milwaukee	L 68-84	1183
12-04-22	at Missouri	L 89-96	8873
12-07-22	PURDUE FORT WAYNE	L 68-89	1155
12-14-22	at Arkansas St.	L 61-68	1541
12-17-22	at Iowa	L 75-106	11240
12-21-22	SOUTHERN ILL.	L 68-70	1632
* 12-29-22	at Southern Ind.	L 81-86	3110
* 12-31-22	SIUE	w 82-73	1159
* 01-05-23	at UT Martin	L 82-87	1180
* 01-07-23	at Little Rock	w 74-68	2135
* 01-12-23	LINDENWOOD	w 94-71	875
* 01-14-23	at Morehead St.	w 91-86	1740
* 01-19-23	UT MARTIN	L 60-80	1115
* 01-21-23	TENNESSEE TECH	Wo2 84-77	2632
* 01-26-23	TENNESSEE ST.	w 92-75	1857
* 01-28-23	at Eastern Ill.	w 79-68	1515
* 02-02-23	LITTLE ROCK	w 99-98	1290
* 02-04-23	at Tennessee Tech	L 80-82	1476
* 02-09-23	at Tennessee St.	L 65-85	6691
* 02-11-23	MOREHEAD ST.	L 59-65	2890
* 02-16-23	EASTERN ILL.	w 78-64	2124
* 02-18-23	SOUTHERN IND.	w 85-80	2340
* 02-23-23	at Lindenwood	Lo2 102-105	2119
* 02-25-23	at SIUE	L 78-93	1818
# 03-01-23	vs Lindenwood	w 84-65	0
# 03-02-23	vs Tennessee St.	w 91-83	0
# 03-03-23	vs Morehead St.	w 65-58	0
# 03-04-23	vs Tennessee Tech	Wot 89-82	1728

! = Cream City Classic (Milwaukee, Wis.)

# = OVC Tournament (Evansville, Ind.)

\* = Conference game



## 2022-23 SOUTHEAST MISSOURI BASKETBALL NOTES

### 2022-23 STATISTICS

#### Comparison Game-by-Game (SEMO/Opponent)

Opponent	1st	2nd	Score	Mar	Total FG	FG Pct	3-Pointers	3FG Pct	Free Throws	FT Pct	Rebounds (Mar)	Assist	T/Over	Block	Steal	Fouls
South Florida	30/30	34/31	64-61	+3	20-56/24-52	.357/.462	10-26/4-19	.385/.211	14-22/9-19	.636/.474	39/38 +1	10/8	15/16	2/3	6/6	21/19
Lyon College	34/13	49/33	83-46	+37	33-71/14-48	.465/.292	8-33/6-22	.242/.273	9-16/12-15	.563/.800	49/21 +28	17/7	19/25	4/1	14/3	17/12
Evansville	36/23	31/38	67-61	+6	23-55/20-62	.418/.323	6-18/3-22	.333/.136	15-16/18-31	.938/.581	38/44 (6)	8/4	14/12	1/2	3/6	24/19
Bradley	36/42	24/31	60-73	(13)	20-56/27-54	.357/.500	8-21/6-22	.381/.273	12-16/13-22	.750/.591	31/39 (8)	11/11	11/13	1/10	8/6	21/17
William Woods	40/21	38/28	87-49	+38	31-64/20-57	.484/.351	5-20/5-22	.250/.227	20-27/4-10	.741/.400	49/20 +29	20/11	11/17	4/4	6/6	10/20
Boston	28/18	35/34	63-52	+11	19-53/18-57	.358/.316	9-23/5-24	.391/.208	16-21/11-12	.762/.917	43/32 +11	12/11	12/8	6/3	2/5	16/19
UC Davis	32/32	39/41	71-73	(2)	24-59/27-57	.407/.474	7-19/8-21	.368/.381	16-21/11-24	.762/.458	32/42 (10)	14/13	17/21	5/2	14/6	21/23
Milwaukee	31/46	37/38	68-84	(16)	22-62/26-51	.355/.510	10-34/6-15	.294/.400	14-21/26-33	.667/.788	28/44 (16)	15/15	16/22	6/8	9/9	25/22
Missouri	40/50	49/46	89-96	(7)	34-63/34-61	.540/.557	13-26/11-27	.500/.407	8-15/17-23	.533/.739	30/29 +1	16/17	18/14	3/1	5/14	19/16
Purdue Fort Wayne	29/41	39/48	68-89	(21)	24-62/28-57	.387/.491	6-23/13-32	.261/.406	14-16/20-27	.875/.741	34/32 +2	16/21	15/14	3/2	9/8	21/18
Arkansas State	26/24	35/44	61-68	(7)	18-47/21-53	.383/.396	8-23/3-12	.348/.250	17-26/23-35	.654/.657	32/41 (9)	12/11	16/10	2/2	2/10	24/21
Iowa	41/58	34/48	75-106	(31)	30-71/38-66	.423/.576	8-28/8-22	.286/.364	7-8/22-33	.875/.667	30/47 (17)	13/20	10/10	1/3	5/4	23/13
Southern Illinois	30/32	38/38	68-70	(2)	23-57/20-54	.404/.370	11-28/6-23	.393/.261	11-18/24-31	.611/.774	26/33 (7)	15/10	13/13	3/2	7/7	22/18
Southern Indiana	26/43	55/43	81-86	(5)	28-62/25-62	.452/.403	9-28/7-26	.321/.269	16-30/29-42	.533/.690	37/50 (13)	11/17	15/14	7/1	6/9	30/21
SIU Edwardsville	37/32	45/41	82-73	+9	27-56/20-49	.482/.408	7-21/9-24	.333/.375	21-28/24-34	.750/.706	29/34 (5)	16/12	8/16	1/1	6/5	23/22
UT Martin	36/44	46/43	82-87	(5)	30-76/26-52	.395/.500	13-39/5-15	.333/.333	9-15/30-38	.600/.789	36/42 (6)	16/13	7/13	1/2	6/5	25/14
Little Rock	36/33	38/35	74-68	+6	29-66/25-57	.439/.439	6-26/8-14	.231/.571	10-17/10-12	.588/.833	39/35 +4	15/16	13/17	5/4	6/7	14/19
Lindenwood	45/28	49/43	94-71	+23	35-55/26-57	.636/.456	12-23/8-18	.522/.444	12-21/11-15	.571/.733	30/13 +17	23/13	13/14	2/0	9/7	20/15
Morehead State	47/49	44/37	91-86	+5	31-53/29-59	.585/.492	8-20/10-18	.400/.556	21-23/18-28	.913/.643	24/31 (7)	12/20	13/11	4/1	6/7	24/22
UT Martin	24/38	36/42	60-80	(20)	20-63/29-52	.317/.558	3-22/10-21	.136/.476	17-25/12-16	.680/.750	24/38 (14)	7/9	15/21	2/0	11/9	20/20
Tennessee Tech	37/25	29/41	84-77	+7	33-77/28-66	.429/.424	8-32/11-31	.250/.355	10-19/10-16	.526/.625	50/33 +17	18/14	13/14	5/2	6/6	17/18
Tennessee State	43/44	49-31	92-75	+17	31-64/29-59	.484/.492	10-27/10-24	.370/.417	20-26/7-15	.769/.467	33/30 +3	19/23	10/17	3/5	10/6	15/22
Eastern Illinois	39/29	40/39	79-68	+11	26-55/24-59	.473/.407	8-24/4-14	.333/.286	19-26/16-23	.731/.696	34/36 (2)	20/13	15/16	5/4	9/12	23/21
Little Rock	41/50	58/48	99-98	+1	30-57/33-58	.526/.569	14-27/4-9	.519/.444	25-35/28-36	.714/.778	23/32 (9)	18/17	11/14	6/1	3/5	25/24
Tennessee Tech	36/47	44/35	80-82	(2)	26-59/25-59	.441/.424	10-23/14-29	.435/.483	18-21/18-26	.857/.692	35/40 (5)	11/19	15/15	6/3	8/8	20/18
Tennessee State	35/47	30/38	65-85	(20)	21-55/27-63	.382/.429	4-25/10-29	.160/.345	19-28/21-30	.679/.700	36/44 (8)	7/11	19/15	1/0	7/3	31/23
Morehead State	25/34	34/31	59-65	(6)	19-49/25-57	.388/.439	4-14/7-18	.286/.389	17-21/8-18	.810/.444	27/36 (9)	5/9	9/7	0/0	5/5	19/20
Eastern Illinois	47/29	31/35	78-64	+14	28-60/26-58	.467/.448	9-32/3-10	.281/.300	13-18/9-13	.722/.692	32/35 (3)	17/14	15/20	2/3	6/10	17/20
Southern Indiana	36/39	49/41	85-80	+5	24-59/25-54	.407/.463	6-20/9-24	.300/.375	31-40/21-26	.775/.808	28/35 (7)	12/11	6/15	4/1	6/3	21/24
Lindenwood	45/32	33/46	102-105	(3)	37-75/32-65	.493/.492	6-25/8-17	.240/.471	22-36/33-44	.611/.750	47/37 +10	10/11	20/17	3/3	8/17	29/28
SIU Edwardsville	35/52	43/41	78-93	(15)	27-67/35-64	.403/.547	6-24/8-19	.250/.421	18-24/15-18	.750/.833	32/43 (11)	15/18	10/10	2/7	4/6	15/18
Lindenwood	39/35	45/30	84-65	+19	33-78/22-53	.423/.415	6-20/4-17	.300/.235	12-16/17-26	.750/.654	50/34 +16	14/7	9/18	0/5	10/3	22/18
Tennessee State	35/31	56/52	91-83	+8	25-57/30-78	.439/.385	7-16/6-27	.438/.222	34-42/17-25	.810/.680	40/50 (10)	16/10	15/15	5/4	8/7	23/32
Morehead State	29/34	36/24	65-58	+7	23-52/20-55	.442/.364	5-16/6-19	.313/.316	14-21/12-19	.667/.632	41/33 +8	8/12	11/10	3/5	8/9	17/18
Tennessee Tech	35/29	40/46	89-82	+7	27-63/28-63	.429/.444	8-23/7-20	.348/.350	27-33/19-29	.818/.655	44/37 +7	11/12	10/9	5/3	2/5	22/23

#### Points in the Paint, Second Chance Points, Points Off Turnovers, Fastbreak Points, Bench Points

Opponent	W/L	POINTS IN THE PAINT		2ND CHANCE POINTS		POINTS OFF TURNOVERS		FAST BREAK POINTS		BENCH POINTS	
		SEMO	OPP.	SEMO	OPP.	SEMO	OPP.	SEMO	OPP.	SEMO	OPP.
South Florida	W	14	36	14	7	12	11	4	6	18	20
Lyon College	W	48	14	22	3	30	16	18	8	30	24
Evansville	W	24	34	8	15	10	11	15	16	23	9
Bradley	L	14	40	8	14	11	12	3	15	14	14
William Woods	W	28	52	23	5	20	16	11	8	34	24
Boston	W	14	24	15	8	14	14	5	13	16	12
UC Davis	L	32	34	2	11	17	15	22	16	15	13
Milwaukee	L	18	40	9	4	17	20	9	24	47	16
Missouri	L	36	44	6	7	12	29	8	31	20	29
Purdue Fort Wayne	L	24	26	6	3	13	22	21	21	7	45
Arkansas State	L	8	34	4	9	7	20	0	6	14	19
Iowa	L	30	54	9	13	12	10	2	21	33	37
Southern Illinois	L	20	26	2	12	10	14	10	15	15	22
Southern Indiana	L	34	32	11	10	16	10	13	14	32	19
SIU Edwardsville	W	34	18	8	14	15	11	16	15	23	21
UT Martin	L	28	32	11	13	9	8	7	19	30	17
Little Rock	W	9	18	10	9	9	18	11	17	10	33
Lindenwood	W	42	32	6	2	17	8	15	7	48	18
Morehead State	W	42	36	5	13	9	18	5	16	12	19
UT Martin	L	32	26	1	8	15	17	14	12	15	22
Tennessee Tech	W	44	28	14	3	19	15	18	16	24	38
Tennessee State	W	32	38	12	4	26	14	20	17	29	24
Eastern Illinois	W	30	28	9	14	20	15	13	10	32	25
Little Rock	W	28	40	10	12	15	15	19	17	31	29
Tennessee Tech	L	30	20	6	5	13	20	14	15	14	17
Tennessee State	L	28	32	8	19	19	18	6	9	26	31
Morehead State	L	30	26	7	6	2	15	6	3	9	16
Eastern Illinois	W	36	40	8	11	11	17	11	13	25	11
Southern Indiana	W	30	24	18	9	20	6	16	15	22	24
Lindenwood	L	52	44	13	16	28	19	18	20	8	33
SIU Edwardsville	L	36	42	16	17	12	18	20	7	22	23
Lindenwood	W	46	26	17	0	18	4	15	12	31	22
Tennessee State	W	34	44	8	16	21	9	23	12	14	21
Morehead State	W	34	26	11	4	16	16	11	13	24	11
Tennessee Tech	W	32	34	13	11	14	17	7	5	4	28





## Game-by-Game Leaders

Opponent	W/L	Score	Points	Rebounds	Assists	Blocks	Steals
South Florida	W	64-61	Harris - 16	Clark, Earley - 8	Clark, Russell - 3	Earley, Larson - 1	Smart - 3
Lyon College	W	83-46	Russell - 23	Clark - 16	Smart - 6	Clark - 2	Russell - 5
Evansville	W	67-61	Harris - 14	Clark, Russell, Harris - 6	Harris - 3	Smart, Clark, Larson - 1	Russell, Smart, Harris - 1
Bradley	L	60-73	Harris - 14	Clark - 9	Russell - 7	Clark - 1	Clark - 3
William Woods	W	87-49	Mitchell - 14	Clark - 14	Russell - 8	Larson, Clark, Mitchell, Branson - 1	Eursher, Gowins - 2
Boston	W	63-52	Russell - 21	Clark - 12	Russell, Branson - 3	Clark - 5	Clark - 2
UC Davis	L	71-73	Russell, Harris - 16	Branson - 8	Russell - 4	Clark, Johnson, Branson, Smart, Larson - 1	Harris, Smart - 3
Milwaukee	L	68-84	Barnes - 22	Clark - 8	Clark - 8	Clark, Mitchell - 2	Clark - 5
Missouri	L	89-96	Russell - 26	Clark - 7	Russell - 7	Clark, Johnson, Branson - 1	Russell - 2
Purdue Fort Wayne	L	68-89	Russell - 25	Clark - 11	Russell - 6	Clark, Barnes, Russell - 1	Clark, Russell, Gowins - 2
Arkansas State	L	61-68	Larson - 19	Clark - 16	Clark - 4	Clark - 2	Clark - 2
Iowa	L	75-106	Harris - 19	Earley - 5	Russell - 5	Smart - 1	Branson - 2
Southern Illinois	L	68-70	Harris - 19	Clark - 7	Russell, Smart - 4	Johnson, Eursher, Clark - 1	Smart - 3
Southern Indiana	L	81-86	Harris - 16	Harris - 9	Harris - 3	Clark - 3	Russell, Smart, Harris - 2
SIU Edwardsville	W	82-73	Russell - 19	Clark - 10	Russell - 7	Clark - 1	Smart, Clark - 2
UT Martin	L	82-87	Russell - 28	Clark - 10	Russell, Harris, Branson - 4	Branson - 1	Russell - 4
Little Rock	W	74-68	Branson - 19	Harris - 7	Russell - 5	Clark, Harris - 2	Russell - 4
Lindenwood	W	94-71	Barnes - 20	Clark - 7	Clark, Russell, Branson - 4	Johnson, Larson - 1	Barnes - 3
Morehead State	W	91-86	Russell - 37	Smart, Barnes - 5	Russell - 6	Johnson - 1	Smart - 3
UT Martin	L	60-80	Harris - 16	Smart - 5	Barnes, Harris - 2	Johnson - 2	Clark - 4
Tennessee Tech	W	84-77 <sup>2OT</sup>	Harris - 23	Harris - 11	Russell - 8	Smart - 2	Branson - 3
Tennessee State	W	92-75	Russell - 30	Smart, Branson - 6	Russell - 9	Russell, Smart, Larson - 1	Smart - 4
Eastern Illinois	W	78-68	Russell - 19	Earley - 8	Russell - 6	Larson - 3	Smart - 3
Little Rock	W	99-98	Russell - 37	Branson - 5	Russell - 10	Johnson, Earley - 2	Smart, Larson, Earley - 1
Tennessee Tech	L	80-82	Russell - 29	Harris - 9	Russell - 8	Johnson - 4	Smart - 4
Tennessee State	L	65-85	Harris - 15	Earley - 8	Russell - 4	Johnson - 1	Russell - 3
Morehead State	L	59-65	Russell - 20	Johnson - 6	Russell - 3	-	Branson - 2
Eastern Illinois	W	78-64	Smart - 14	Smart - 6	Russell - 7	Johnson, Larson - 1	Larson - 2
Southern Indiana	W	85-80	Harris - 20	Johnson, Russell, Branson, Earley - 5	Branson - 4	Johnson - 3	Branson - 4
Lindenwood	L	102-105 <sup>2OT</sup>	Harris - 36	Smart, Earley - 8	Smart - 4	Johnson, Barnes, Larson - 1	Smart - 4
SIU Edwardsville	L	78-93	Harris - 20	Harris - 6	Harris, Russell - 4	Johnson, Smart - 1	Johnson, Smart, Branson, Barnes - 1
Lindenwood	W	84-65	Russell - 19	Earley - 12	Russell - 5	-	Russell - 5
Tennessee State	W	91-83	Harris - 29	Earley - 12	Russell - 7	Johnson - 3	Smart - 3
Morehead State	W	65-58	Harris - 15	Earley - 13	Harris - 3	Earley - 2	Barnes - 5
Tennessee Tech	W	89-82	Harris - 26	Branson - 8	Russell - 4	Five tied with - 1	Russell - 2

## Game-by-Game Starters

Opponent	W/L	Score	Guard	Guard	Guard	Guard/Forward	Center	First Man Off the Bench
South Florida	W	64-61	Russell	Harris	Smart	Clark, F	Johnson	Earley, 9 pts., 8 reb., 20 min.
Lyon College	W	83-46	Russell	Harris	Smart	Clark, F	Johnson	Larson, 8 pts., 4 reb., 21 min.
Evansville	W	67-61	Russell	Harris	Smart	Clark, F	Johnson	Earley, 13 pts., 4 reb., 22 min.
Bradley	L	60-73	Russell	Harris	Smart	Clark, F	Johnson	Earley, 8 pts., 6 reb., 24 min.
William Woods	W	87-49	Russell	Harris	Larson	Clark, F	Johnson	Branson, 7 pts., 7 reb., 19 min.
Boston	W	63-52	Russell	Harris	Branson	Clark, F	Johnson	Smart, 5 pts., 2 reb., 17 min.
UC Davis	L	71-73	Russell	Harris	Branson	Clark, F	Johnson	Barnes, 2 pts., 2 assists, 2 steals, 18 min.
Milwaukee	L	68-84	Russell	Harris	Branson	Clark, F	Johnson	Barnes, 22 pts., 5 reb., 22 min.
Missouri	L	89-96	Russell	Harris	Barnes	Clark, F	Johnson	Earley, 15 pts., 4 reb., 25 min.
Purdue Fort Wayne	L	68-89	Russell	Barnes	Branson	Clark, F	Johnson	Earley, 7 pts., 6 reb., 20 min.
Arkansas State	L	61-68	Russell	Smart	Larson	Clark, F	Johnson	Harris, 10 pts., 3 assists, 23 min.
Iowa	L	75-106	Russell	Smart	Larson	Clark, F	Johnson	Harris, 19 pts., 3 assists, 22 min.
Southern Illinois	L	68-70	Russell	Smart	Branson	Harris, G	Johnson	Earley, 11 pts., 3 reb., 20 min.
Southern Indiana	L	81-86	Russell	Harris	Smart	Clark, F	Johnson	Barnes, 8 pts., 3 reb., 26 min.
SIU Edwardsville	W	82-73	Russell	Harris	Smart	Branson, G	Johnson	Earley, 12 pts., 5 reb., 23 min.
UT Martin	L	82-87	Russell	Harris	Smart	Branson, G	Johnson	Earley, 4 pts., 2 reb., 5 min.
Little Rock	W	74-68	Russell	Harris	Branson	Clark, F	Johnson	Earley, 6 pts., 4 reb., 12 min.
Lindenwood	W	94-71	Russell	Harris	Branson	Clark, F	Johnson	Barnes, 20 pts., 29 min.
Morehead State	W	91-86	Russell	Harris	Branson	Smart, G	Johnson	Barnes, 6 pts., 5 reb., 30 min.
UT Martin	L	60-80	Barnes	Harris	Branson	Smart, G	Johnson	Clark, 6 pts., 5 reb., 29 min.
Tennessee Tech	W	84-77 <sup>2OT</sup>	Russell	Harris	Branson	Smart, G	Johnson	Earley, 7 pts., 4 reb., 17 min.
Tennessee State	W	92-75	Russell	Harris	Branson	Smart, G	Johnson	Earley, 12 pts., 5 reb., 16 min.
Eastern Illinois	W	79-68	Russell	Harris	Branson	Smart, G	Johnson	Barnes, 11 pts., 2 reb., 33 min.
Little Rock	W	99-98	Russell	Harris	Branson	Smart, G	Johnson	Earley, 15 pts., 7 reb., 26 min.
Tennessee Tech	L	80-82	Russell	Harris	Branson	Smart, G	Johnson	Earley, 1 pt., 1 reb., 12 min.
Tennessee State	L	65-85	Russell	Harris	Branson	Smart, G	Johnson	Barnes, 9 pts., 1 reb., 30 min.
Morehead State	L	59-65	Russell	Harris	Branson	Smart, G	Johnson	Barnes, 3 pts., 1 reb., 25 min.
Eastern Illinois	W	78-64	Russell	Harris	Branson	Smart, G	Johnson	Barnes, 9 pts., 5 reb., 23 min.
Southern Indiana	W	85-80	Russell	Harris	Branson	Barnes, G	Johnson	Earley, 3 pts., 5 reb., 13 min.
Lindenwood	L	102-105 <sup>2OT</sup>	Barnes	Harris	Branson	Smart, G	Johnson	Earley, 8 pts., 8 reb., 20 min.
SIU Edwardsville	L	78-93	Russell	Harris	Branson	Smart, G	Johnson	Earley, 8 pts., 17 min.
Lindenwood	W	84-65	Russell	Harris	Branson	Smart, G	Johnson	Earley, 12 pts., 14 reb., 21 min.
Tennessee State	W	91-83	Russell	Harris	Branson	Smart, G	Johnson	Earley, 7 pts., 2 reb., 15 min.
Morehead State	W	65-58	Russell	Harris	Branson	Smart, G	Johnson	Earley, 11 pts., 13 reb., 24 min.
Tennessee Tech	W	89-82	Russell	Harris	Branson	Barnes, G	Johnson	Earley, 2 pts., 6 reb., 17 min.

## Starting Lineup Combinations

Record	Guard	Guard	Guard	Guard/Forward	Center
3-2	Russell	Harris	Smart	Clark, F	Johnson
1-0	Russell	Harris	Larson	Clark, F	Johnson
3-2	Russell	Harris	Branson	Clark, F	Johnson
0-1	Russell	Harris	Barnes	Clark, F	Johnson
0-1	Russell	Barnes	Branson	Clark, F	Johnson
0-2	Russell	Smart	Larson	Clark, F	Johnson
10-6	Russell	Smart	Branson	Harris, G	Johnson
0-2	Barnes	Harris	Branson	Smart, G	Johnson
2-0	Russell	Harris	Branson	Barnes, G	Johnson



## 2022-23 SOUTHEAST MISSOURI BASKETBALL NOTES

### 2022-23 TEAM GAME-BY-GAME STATISTICS

	Score	FG-A	Pct.	3FG-A	Pct.	FT-A	Pct.	QFF	DEF	Total	F	A	IO	B	S
<b>Southeast Missouri</b>	<b>W, 64-61</b>	<b>20-56</b>	<b>.357</b>	<b>10-26</b>	<b>.385</b>	<b>14-22</b>	<b>.636</b>	<b>11</b>	<b>28</b>	<b>39</b>	<b>21</b>	<b>10</b>	<b>15</b>	<b>2</b>	<b>6</b>
South Florida	-	24-52	.462	4-19	.211	9-19	.474	8	30	38	19	8	16	3	6
<b>Southeast Missouri</b>	<b>W, 83-46</b>	<b>33-71</b>	<b>.465</b>	<b>8-33</b>	<b>.242</b>	<b>9-16</b>	<b>.563</b>	<b>20</b>	<b>29</b>	<b>49</b>	<b>17</b>	<b>17</b>	<b>19</b>	<b>4</b>	<b>14</b>
Lyon College		14-48	.292	6-22	.273	12-15	.800	2	19	21	12	7	25	1	3
<b>Southeast Missouri</b>	<b>W, 67-61</b>	<b>23-55</b>	<b>.418</b>	<b>6-18</b>	<b>.333</b>	<b>15-16</b>	<b>.938</b>	<b>7</b>	<b>31</b>	<b>38</b>	<b>24</b>	<b>8</b>	<b>14</b>	<b>1</b>	<b>3</b>
Evansville		20-62	.323	3-22	.136	18-31	.581	18	26	44	19	4	12	2	6
<b>Southeast Missouri</b>	<b>L, 60-73</b>	<b>20-56</b>	<b>.357</b>	<b>8-21</b>	<b>.381</b>	<b>12-16</b>	<b>.750</b>	<b>10</b>	<b>21</b>	<b>31</b>	<b>21</b>	<b>11</b>	<b>11</b>	<b>1</b>	<b>8</b>
Bradley		27-54	.500	6-22	.273	13-22	.591	11	28	39	17	11	13	10	6
<b>Southeast Missouri</b>	<b>W, 87-49</b>	<b>31-64</b>	<b>.484</b>	<b>5-20</b>	<b>.250</b>	<b>20-27</b>	<b>.741</b>	<b>18</b>	<b>31</b>	<b>49</b>	<b>10</b>	<b>20</b>	<b>11</b>	<b>4</b>	<b>6</b>
William Woods		20-57	.351	5-22	.227	4-10	.400	4	16	20	20	11	17	4	6
<b>Southeast Missouri</b>	<b>W, 63-52</b>	<b>19-53</b>	<b>.358</b>	<b>9-23</b>	<b>.391</b>	<b>16-21</b>	<b>.762</b>	<b>11</b>	<b>32</b>	<b>43</b>	<b>16</b>	<b>12</b>	<b>12</b>	<b>6</b>	<b>2</b>
Boston		18-57	.316	5-24	.208	11-12	.917	7	25	32	19	11	8	3	5
<b>Southeast Missouri</b>	<b>L, 71-73</b>	<b>24-59</b>	<b>.407</b>	<b>7-19</b>	<b>.368</b>	<b>16-21</b>	<b>.762</b>	<b>6</b>	<b>26</b>	<b>32</b>	<b>21</b>	<b>14</b>	<b>17</b>	<b>5</b>	<b>14</b>
UC Davis		26-51	.510	6-15	.400	26-33	.788	11	33	44	22	15	22	8	9
<b>Southeast Missouri</b>	<b>L, 68-84</b>	<b>22-62</b>	<b>.355</b>	<b>10-34</b>	<b>.294</b>	<b>14-21</b>	<b>.667</b>	<b>9</b>	<b>19</b>	<b>28</b>	<b>25</b>	<b>15</b>	<b>16</b>	<b>6</b>	<b>9</b>
Milwaukee		26-51	.510	6-15	.400	26-33	.788	11	33	44	22	15	22	8	9
<b>Southeast Missouri</b>	<b>L, 89-96</b>	<b>34-63</b>	<b>.540</b>	<b>13-26</b>	<b>.500</b>	<b>8-15</b>	<b>.533</b>	<b>8</b>	<b>22</b>	<b>30</b>	<b>19</b>	<b>16</b>	<b>18</b>	<b>3</b>	<b>5</b>
Missouri		34-61	.557	11-27	.407	17-23	.739	8	21	29	16	17	14	1	14
<b>Southeast Missouri</b>	<b>L, 68-89</b>	<b>24-62</b>	<b>.387</b>	<b>6-23</b>	<b>.261</b>	<b>14-16</b>	<b>.875</b>	<b>5</b>	<b>29</b>	<b>34</b>	<b>21</b>	<b>16</b>	<b>15</b>	<b>3</b>	<b>9</b>
Purdue Fort Wayne		28-57	.491	13-32	.406	20-27	.741	4	28	32	18	21	14	2	8
<b>Southeast Missouri</b>	<b>L, 61-68</b>	<b>18-47</b>	<b>.383</b>	<b>8-23</b>	<b>.348</b>	<b>17-26</b>	<b>.654</b>	<b>6</b>	<b>26</b>	<b>32</b>	<b>24</b>	<b>12</b>	<b>16</b>	<b>2</b>	<b>2</b>
Arkansas State		21-53	.396	3-12	.250	23-35	.657	11	30	41	21	11	10	2	10
<b>Southeast Missouri</b>	<b>L, 75-106</b>	<b>30-71</b>	<b>.423</b>	<b>8-28</b>	<b>.286</b>	<b>7-8</b>	<b>.875</b>	<b>7</b>	<b>23</b>	<b>30</b>	<b>23</b>	<b>13</b>	<b>10</b>	<b>1</b>	<b>5</b>
Iowa		38-66	.576	80-22	.364	22-33	.667	12	35	47	13	20	10	3	4
<b>Southeast Missouri</b>	<b>L, 68-70</b>	<b>23-57</b>	<b>.404</b>	<b>11-28</b>	<b>.393</b>	<b>11-18</b>	<b>.611</b>	<b>4</b>	<b>22</b>	<b>26</b>	<b>22</b>	<b>15</b>	<b>13</b>	<b>3</b>	<b>7</b>
Southern Illinois		20-54	.370	6-23	.261	24-31	.774	9	24	33	18	10	13	2	7
<b>Southeast Missouri</b>	<b>L, 81-86</b>	<b>28-62</b>	<b>.452</b>	<b>9-28</b>	<b>.321</b>	<b>16-30</b>	<b>.533</b>	<b>11</b>	<b>26</b>	<b>37</b>	<b>30</b>	<b>11</b>	<b>15</b>	<b>7</b>	<b>6</b>
Southern Indiana		25-62	.403	7-26	.269	29-42	.690	18	32	50	21	17	14	1	9
<b>Southeast Missouri</b>	<b>W, 82-73</b>	<b>27-56</b>	<b>.482</b>	<b>7-21</b>	<b>.333</b>	<b>21-28</b>	<b>.750</b>	<b>7</b>	<b>22</b>	<b>29</b>	<b>23</b>	<b>16</b>	<b>8</b>	<b>1</b>	<b>6</b>
SIU Edwardsville		20-49	.408	9-24	.375	24-34	.706	10	24	34	22	12	16	1	5
<b>Southeast Missouri</b>	<b>L, 82-87</b>	<b>30-76</b>	<b>.395</b>	<b>13-39</b>	<b>.333</b>	<b>9-15</b>	<b>.600</b>	<b>13</b>	<b>23</b>	<b>36</b>	<b>25</b>	<b>16</b>	<b>7</b>	<b>1</b>	<b>6</b>
UT Martin		26-52	.500	5-15	.333	30-38	.789	7	35	42	14	13	13	2	5
<b>Southeast Missouri</b>	<b>W, 74-68</b>	<b>29-66</b>	<b>.439</b>	<b>6-26</b>	<b>.231</b>	<b>10-17</b>	<b>.588</b>	<b>14</b>	<b>25</b>	<b>39</b>	<b>14</b>	<b>15</b>	<b>13</b>	<b>5</b>	<b>6</b>
Little Rock		25-57	.439	8-14	.571	10-12	.833	8	27	35	19	16	17	4	7
<b>Southeast Missouri</b>	<b>W, 94-71</b>	<b>35-55</b>	<b>.636</b>	<b>12-23</b>	<b>.522</b>	<b>12-21</b>	<b>.571</b>	<b>5</b>	<b>25</b>	<b>30</b>	<b>20</b>	<b>23</b>	<b>13</b>	<b>2</b>	<b>9</b>
Lindenwood		26-57	.456	8-18	.444	11-15	.733	1	12	13	15	13	14	0	7
<b>Southeast Missouri</b>	<b>W, 91-86</b>	<b>31-53</b>	<b>.585</b>	<b>8-20</b>	<b>.400</b>	<b>21-23</b>	<b>.913</b>	<b>4</b>	<b>20</b>	<b>24</b>	<b>24</b>	<b>12</b>	<b>13</b>	<b>4</b>	<b>6</b>
Morehead State		29-59	.492	10-18	.556	18-28	.643	13	18	31	22	20	11	1	7
<b>Southeast Missouri</b>	<b>L, 60-80</b>	<b>20-63</b>	<b>.317</b>	<b>3-22</b>	<b>.136</b>	<b>17-25</b>	<b>.680</b>	<b>8</b>	<b>16</b>	<b>24</b>	<b>20</b>	<b>7</b>	<b>15</b>	<b>2</b>	<b>11</b>
UT Martin		29-52	.558	10-21	.476	12-16	.750	5	33	38	20	9	21	0	9
<b>Southeast Missouri</b>	<b>W, 84-77 2OT</b>	<b>33-77</b>	<b>.429</b>	<b>8-32</b>	<b>.250</b>	<b>10-19</b>	<b>.526</b>	<b>15</b>	<b>35</b>	<b>50</b>	<b>17</b>	<b>18</b>	<b>13</b>	<b>5</b>	<b>6</b>
Tennessee Tech		28-66	.424	11-31	.355	10-16	.625	3	30	33	18	14	14	2	6
<b>Southeast Missouri</b>	<b>W, 92-75</b>	<b>31-64</b>	<b>.484</b>	<b>10-27</b>	<b>.370</b>	<b>20-26</b>	<b>.769</b>	<b>9</b>	<b>24</b>	<b>33</b>	<b>15</b>	<b>19</b>	<b>10</b>	<b>3</b>	<b>10</b>
Tennessee State		29-59	.492	10-24	.417	7-15	.467	8	22	30	22	23	17	5	6
<b>Southeast Missouri</b>	<b>W, 79-68</b>	<b>26-55</b>	<b>.473</b>	<b>8-24</b>	<b>.333</b>	<b>19-26</b>	<b>.731</b>	<b>8</b>	<b>26</b>	<b>34</b>	<b>23</b>	<b>20</b>	<b>15</b>	<b>5</b>	<b>9</b>
Eastern Illinois		24-59	.407	4-14	.286	16-23	.696	12	24	36	21	13	16	4	12
<b>Southeast Missouri</b>	<b>W, 99-98</b>	<b>30-57</b>	<b>.526</b>	<b>14-27</b>	<b>.519</b>	<b>25-35</b>	<b>.714</b>	<b>6</b>	<b>17</b>	<b>23</b>	<b>25</b>	<b>18</b>	<b>11</b>	<b>6</b>	<b>3</b>
Little Rock		33-58	.569	4-9	.444	28-36	.778	7	25	32	24	17	14	1	5
<b>Southeast Missouri</b>	<b>L, 80-82</b>	<b>26-59</b>	<b>.441</b>	<b>10-23</b>	<b>.435</b>	<b>18-21</b>	<b>.857</b>	<b>6</b>	<b>29</b>	<b>35</b>	<b>20</b>	<b>11</b>	<b>15</b>	<b>6</b>	<b>8</b>
Tennessee Tech		25-59	.424	14-29	.483	18-26	.692	10	30	40	18	19	15	3	8
<b>Southeast Missouri</b>	<b>L, 65-85</b>	<b>21-55</b>	<b>.382</b>	<b>4-25</b>	<b>.160</b>	<b>19-28</b>	<b>.679</b>	<b>9</b>	<b>28</b>	<b>36</b>	<b>31</b>	<b>7</b>	<b>19</b>	<b>1</b>	<b>7</b>
Tennessee State		27-63	.429	10-29	.345	21-30	.700	12	32	44	23	11	15	0	3
<b>Southeast Missouri</b>	<b>L, 59-65</b>	<b>19-49</b>	<b>.388</b>	<b>4-14</b>	<b>.286</b>	<b>17-21</b>	<b>.810</b>	<b>5</b>	<b>22</b>	<b>27</b>	<b>19</b>	<b>5</b>	<b>9</b>	<b>0</b>	<b>5</b>
Morehead State		25-57	.439	7-18	.389	8-18	.444	10	26	36	20	9	7	0	5
<b>Southeast Missouri</b>	<b>W, 78-64</b>	<b>28-60</b>	<b>.467</b>	<b>9-32</b>	<b>.281</b>	<b>13-18</b>	<b>.722</b>	<b>7</b>	<b>25</b>	<b>32</b>	<b>17</b>	<b>17</b>	<b>15</b>	<b>2</b>	<b>6</b>
Eastern Illinois		26-58	.448	3-10	.300	9-13	.692	8	27	35	20	14	20	3	10
<b>Southeast Missouri</b>	<b>W, 85-80</b>	<b>24-59</b>	<b>.407</b>	<b>6-20</b>	<b>.300</b>	<b>31-40</b>	<b>.775</b>	<b>11</b>	<b>17</b>	<b>28</b>	<b>21</b>	<b>12</b>	<b>6</b>	<b>4</b>	<b>6</b>
Southern Indiana		25-54	.463	9-24	.375	21-26	.808	9	26	35	24	11	15	1	3
<b>Southeast Missouri</b>	<b>L, 102-105 2OT</b>	<b>37-75</b>	<b>.493</b>	<b>6-25</b>	<b>.240</b>	<b>22-36</b>	<b>.611</b>	<b>20</b>	<b>27</b>	<b>47</b>	<b>29</b>	<b>10</b>	<b>29</b>	<b>3</b>	<b>8</b>
Lindenwood		32-65	.492	8-17	.471	33-44	.750	10	27	37	28	11	17	3	17
<b>Southeast Missouri</b>	<b>L, 78-93</b>	<b>27-67</b>	<b>.403</b>	<b>6-24</b>	<b>.250</b>	<b>18-24</b>	<b>.750</b>	<b>14</b>	<b>18</b>	<b>32</b>	<b>15</b>	<b>15</b>	<b>10</b>	<b>2</b>	<b>4</b>
SIU Edwardsville		35-64	.547	8-19	.421	15-18	.833	13	30	43	18	18	10	7	6
<b>Southeast Missouri</b>	<b>W, 84-65</b>	<b>33-78</b>	<b>.423</b>	<b>6-20</b>	<b>.300</b>	<b>12-16</b>	<b>.750</b>	<b>17</b>	<b>33</b>	<b>50</b>	<b>22</b>	<b>14</b>	<b>9</b>	<b>0</b>	<b>10</b>
Lindenwood		22-53	.415	4-17	.235	17-26	.654	5	29	34	18	7	18	5	3
<b>Southeast Missouri</b>	<b>W, 91-83</b>	<b>25-57</b>	<b>.439</b>	<b>7-16</b>	<b>.438</b>	<b>34-42</b>	<b>.810</b>	<b>10</b>	<b>30</b>	<b>40</b>	<b>23</b>	<b>16</b>	<b>15</b>	<b>5</b>	<b>8</b>
Tennessee State		30-78	.385	6-27	.222	17-25	.680	24	26	50	32	10	15	4	7
<b>Southeast Missouri</b>	<b>W, 65-58</b>	<b>23-52</b>	<b>.442</b>	<b>5-16</b>	<b>.313</b>	<b>14-21</b>	<b>.667</b>	<b>9</b>	<b>32</b>	<b>41</b>	<b>17</b>	<b>8</b>	<b>11</b>	<b>3</b>	<b>8</b>
Morehead State		20-55	.364	6-19	.316	12-19	.632	9	24	33	18	12	10	5	9
<b>Southeast Missouri</b>	<b>W, 89-82</b>	<b>27-63</b>	<b>.429</b>	<b>8-23</b>	<b>.348</b>	<b>27-33</b>	<b>.818</b>	<b>12</b>	<b>32</b>	<b>44</b>	<b>22</b>	<b>11</b>	<b>10</b>	<b>5</b>	<b>2</b>
Tennessee Tech		28-63	.444	7-20	.350	19-29	.655	9	28	37	23	12	9	3	5



### 2022-23 Game-by-Game Leaders Summary (# of Games)

#### Points

Chris Harris.....	18
Phillip Russell.....	12
Israel Barnes.....	2
Josh Mitchell.....	1
Adam Larson.....	1
Dylan Branson.....	1
Aquan Smart.....	1

#### Rebounds

Kobe Clark.....	14
Josh Earley.....	10
Chris Harris.....	7
Dylan Branson.....	5
Aquan Smart.....	3
Phillip Russell.....	2
Nate Johnson.....	2
Israel Barnes.....	1

#### Assists

Phillip Russell.....	26
Chris Harris.....	6
Kobe Clark.....	4
Dylan Branson.....	4
Aquan Smart.....	3
Israel Barnes.....	1

#### Blocks

Kobe Clark.....	14
Nate Johnson.....	14
Adam Larson.....	8
Aquan Smart.....	6
Dylan Branson.....	4
Phillip Russell.....	3
Israel Barnes.....	3
Josh Mitchell.....	2
Josh Earley.....	2
Chris Harris.....	2
Evan Eurscher.....	1
Mason Hanback.....	1

#### Steals

Aquan Smart.....	13
Phillip Russell.....	9
Kobe Clark.....	6
Dylan Branson.....	5
Chris Harris.....	3
Israel Barnes.....	3
Evan Eurscher.....	1
Tevin Gowins.....	1
Adam Larson.....	1
Nate Johnson.....	1

#### Dunks (# for 2022-23 Season)

Nate Johnson.....	17
Josh Earley.....	16
Adam Larson.....	7
Josh Mitchell.....	4
Kobe Clark.....	4
Aquan Smart.....	4
Mason Hanback.....	2
Phillip Russell.....	1
Tevin Gowins.....	1
Chris Harris.....	1
Dylan Branson.....	1

#### Games Played/Started

	2022-23	Career
Chris Harris	34/32	91/64
Dylan Branson	31/28	90/59
Nate Johnson	35/35	69/33
Phillip Russell	33/33	63/63
Adam Larson	34/3	34/3
Aquan Smart	31/25	31/25
Josh Earley	30/0	30/0
Israel Barnes	27/6	27/6
Evan Eurscher	24/0	24/0
Kobe Clark	19/15	19/15
Tevin Gowins	17/0	17/0
Josh Mitchell	16/0	16/0
Mason Hanback	9/0	9/0

### Career Ledger

#### Double-Digit Point Games

	2022-23	Career
Chris Harris.....	27	61
Phillip Russell.....	32	52
Israel Barnes.....	12	12
Josh Earley.....	11	11
Dylan Branson.....	9	11
Aquan Smart.....	9	9
Nate Johnson.....	5	7
Adam Larson.....	5	5
Kobe Clark.....	4	4
Josh Mitchell.....	1	1
Evan Eurscher.....	1	1

#### Double-Digit Rebound Games

	2022-23	Career
Kobe Clark.....	7	7
Josh Earley.....	3	3
Chris Harris.....	2	2
Phillip Russell.....	-	1
Josh Mitchell.....	1	1
Dylan Branson.....	1	1

#### 20+ Point Games

	2022-23	Career
Phillip Russell.....	11	17
Chris Harris.....	8	11
Israel Barnes.....	5	5
Aquan Smart.....	1	1

#### 30-Point Games

	2022-23	Career
Phillip Russell.....	3	4
Chris Harris.....	1	1

#### 8+ Rebound Games

	2022-23	Career
Kobe Clark.....	9	9
Josh Earley.....	7	7
Chris Harris.....	4	5
Dylan Branson.....	3	3
Eric Reed, Jr.....	-	1
Phillip Russell.....	-	1
Josh Mitchell.....	1	1
Aquan Smart.....	1	1

#### 5+ Assist Games

	2022-23	Career
Phillip Russell.....	17	20
Chris Harris.....	-	12
Kobe Clark.....	3	3
Dylan Branson.....	-	2
Aquan Smart.....	1	1

#### 3+ Steal Games

	2022-23	Career
Aquan Smart.....	10	10
Phillip Russell.....	5	8
Chris Harris.....	2	5
Kobe Clark.....	4	4
Dylan Branson.....	2	2
Israel Barnes.....	2	2

#### Double-Doubles

	2022-23	Career
Josh Earley.....	3	3
Chris Harris.....	2	2
Phillip Russell.....	1	2
Josh Mitchell.....	1	1

### SEMO's 2022-23 Record:

At Home.....	9-4
On the Road.....	5-11
At Neutral Sites.....	5-1
In Ohio Valley Conference Games.....	10-8
In November.....	5-3
In December.....	1-6
In January.....	6-2
In February.....	3-5
In March.....	4-0
Leading at the Half.....	13-2
Trailing at the Half.....	5-13
Tied at the Half.....	1-1
In Overtime Games.....	2-1
The Redhawks Score First.....	10-6
In 1-4 Point Games.....	2-4
In 5-9 Point Games.....	9-5
In 10-14 Point Games.....	3-1
In 15+ Point Games.....	5-6
Leading with Five Minutes Left in Regulation.....	15-1
Trailing with Five Minutes Left in Regulation.....	4-15
Tied with Five Minutes Left in Regulation.....	0-0
Scoring Less than 50 Points.....	0-0
Scoring 50-59 Points.....	0-1
Scoring 60-69 Points.....	4-7
Scoring 70-79 Points.....	3-3
Scoring 80-89 Points.....	7-4
Scoring 90-99 Points.....	5-0
Scoring 100 or more Points.....	0-1
Giving up Less Than 50 Points.....	2-0
Giving up 50-59 Points.....	3-0
Giving up 60-69 Points.....	5-2
Giving up 70-79 Points.....	4-3
Giving up 80-89 Points.....	4-7
Giving up 90-99 Points.....	1-2
Giving up 100 or more Points.....	0-2
Shooting 50% or Better from the Field.....	3-1
Shooting Less Than 50% from the Field.....	16-15
Opponent Shoots 50% or Better from the Field.....	1-7
Opponent Shoots Less Than 50% from the Field.....	18-9
Outshooting Opponent.....	13-3
Outshot by Opponent.....	4-12
Field Goal Percentage is Tied.....	1-1
Shooting 50% or Better from 3-Point Range.....	3-2
Shooting Less Than 50% from 3-Point Range.....	16-14
Opponent Shoots 50% or Better from 3-Point Range.....	2-0
Opponent Shoots Less Than 50% from 3-Point Range.....	17-16
Shooting 50% or Better from the Free Throw Line.....	19-16
Shooting Less Than 50% from the Free Throw Line.....	0-0
Opponent Shoots 50% or Better from the Free Throw Line.....	16-13
Opponent Shoots Less Than 50% from the Free Throw Line.....	3-3
Shooting More Free Throws Than Opponent.....	14-3
Shooting Less Free Throws Than Opponent.....	5-13
Free Throws are Tied.....	0-0
SEMO's Starters Outscore Opponent's Starters.....	14-5
Opponent's Starters Outscore SEMO's Starters.....	4-11
Starter Scoring is Tied.....	1-0
Bench Outscores Opponent.....	12-5
Opponent Bench Outscores SEMO.....	7-11
Bench Scoring is Tied.....	0-1
Bench Contributes Double Figures in Points.....	18-13
No Redhawk Players Score Double Figures.....	0-0
Two Redhawk Players Score Double Figures.....	3-4
3+ Redhawk Players Score Double Figures.....	16-11
Outrebounding an Opponent.....	12-3
Opponent Outrebounds SEMO.....	7-13
Rebounds are Tied.....	0-0
Getting 10+ Assists.....	17-12
Getting 10+ Steals.....	2-2
Getting 5+ Blocks.....	7-4
Forcing more Turnovers than Opponent.....	13-5
Committing more Turnovers than Opponent.....	5-7
Turnovers are Tied.....	1-4





# 2022-23 SOUTHEAST MISSOURI BASKETBALL NOTES

## OHIO VALLEY CONFERENCE STATISTICS

RECORD:	OVERALL	HOME	AWAY	NEUTRAL
ALL GAMES	10-8	7-2	3-6	0-0
CONFERENCE	10-8	7-2	3-6	0-0
NON-CONFERENCE	0-0	0-0	0-0	0-0

##	Player	gp-gs	min	avg	Total		3-Point		F-Throw		Rebounds				pf	dq	a	to	blk	stl	pts	avg
					fg-fga	fg%	3fg-fga	3fg%	ft-fga	ft%	off	def	tot	avg								
01	RUSSELL, Phillip	16-16	525	32.8	89-214	.416	42-110	.382	98-122	.803	14	23	37	2.3	57	6	89	44	1	22	318	19.9
05	HARRIS, Chris	18-18	585	32.5	84-212	.396	33-104	.317	91-118	.771	8	81	89	4.9	25	0	30	29	2	18	292	16.2
00	BARNES, Israel	18-3	505	28.1	70-165	.424	16-70	.229	9-23	.391	19	35	54	3.0	34	1	29	15	4	10	165	9.2
03	SMART, Aquan	17-15	453	26.6	45-122	.369	10-44	.227	43-58	.741	8	52	60	3.5	58	4	40	39	7	27	143	8.4
33	BRANSON, Dylan	18-17	475	26.4	52-101	.515	17-44	.386	29-41	.707	21	70	91	5.1	66	7	36	28	3	22	150	8.3
14	JOHNSON, Nate	18-18	362	20.1	52-71	.732	0-0	.000	22-38	.579	34	30	64	3.6	58	2	12	17	22	7	126	7.0
21	EARLEY, Josh	17-0	269	15.8	51-87	.586	0-0	.000	13-29	.448	22	51	73	4.3	24	0	0	18	3	2	115	6.8
24	CLARK, Kobe	6-3	150	25.0	11-34	.324	2-13	.154	4-10	.400	13	32	45	7.5	20	1	10	14	6	6	28	4.7
04	LARSON, Adam	18-0	206	11.4	29-68	.426	19-53	.358	0-2	.000	3	23	26	1.4	17	0	2	5	8	4	77	4.3
35	HANBACK, Mason	5-0	30	6.0	6-7	.857	0-0	.000	0-0	.000	0	2	2	0.4	7	0	0	1	3	0	12	2.4
11	EURSHER, Evan	14-0	90	6.4	6-17	.353	3-13	.231	7-8	.875	2	6	8	0.6	8	0	3	3	0	4	22	1.6
15	MITCHELL, Josh	8-0	34	4.3	5-7	.714	0-0	.000	1-2	.500	2	3	5	0.6	11	0	0	5	0	0	11	1.4
12	GOWINS, Tevin	7-0	16	2.3	2-3	.667	1-1	1.000	1-2	.500	0	1	1	0.1	3	0	1	2	0	0	6	0.9
Team											25	16	41					7				
Total.....		18	3700		502-1108	.453	143-452	.316	318-453	.702	171	425	596	33.1	388	21	252	227	59	122	1465	81.4
Opponents.....		18	3700		489-1050	.466	145-360	.403	320-450	.711	164	480	644	35.8	369	-	260	266	38	130	1443	80.2

TEAM STATISTICS	SEMO	OPP	Date	Opponent	Score	Att.
SCORING	1465	1443	* 12-29-22	at Southern Ind.	L 81-86	3110
Points per game	81.4	80.2	* 12-31-22	SIUE	W 82-73	1159
Scoring margin	+1.2	-	* 01-05-23	at UT Martin	L 82-87	1180
FIELD GOALS-ATT	502-1108	489-1050	* 01-07-23	at Little Rock	W 74-68	2135
Field goal pct	.453	.466	* 01-12-23	LINDENWOOD	W 94-71	875
3 POINT FG-ATT	143-452	145-360	* 01-14-23	at Morehead St.	W 91-86	1740
3-point FG pct	.316	.403	* 01-19-23	UT MARTIN	L 60-80	1115
3-pt FG made per game	7.9	8.1	* 01-21-23	TENNESSEE TECH	Wo2 84-77	2632
FREE THROWS-ATT	318-453	320-450	* 01-26-23	TENNESSEE ST.	W 92-75	1857
Free throw pct	.702	.711	* 01-28-23	at Eastern Ill.	W 79-68	1515
F-Throws made per game	17.7	17.8	* 02-02-23	LITTLE ROCK	W 99-98	1290
REBOUNDS	596	644	* 02-04-23	at Tennessee Tech	L 80-82	1476
Rebounds per game	33.1	35.8	* 02-09-23	at Tennessee St.	L 65-85	6691
Rebounding margin	-2.7	-	* 02-11-23	MOREHEAD ST.	L 59-65	2890
ASSISTS	252	260	* 02-16-23	EASTERN ILL.	W 78-64	2124
Assists per game	14.0	14.4	* 02-18-23	SOUTHERN IND.	W 85-80	2340
TURNOVERS	227	266	* 02-23-23	at Lindenwood	Lo2 102-105	2119
Turnovers per game	12.6	14.8	* 02-25-23	at SIUE	L 78-93	1818
Turnover margin	+2.2	-				
Assist/turnover ratio	1.1	1.0				
STEALS	122	130				
Steals per game	6.8	7.2				
BLOCKS	59	38				
Blocks per game	3.3	2.1				
ATTENDANCE	16282	21784				
Home games-Avg/Game	9-1809	9-2420				
Neutral site-Avg/Game	-	0-0				

! = Cream City Classic (Milwaukee, Wis.)


\* = Conference game

Score by Periods	1st	2nd	OT	OT2	Totals
Southeast Missouri	670	753	18	24	1465
Opponents	695	710	18	20	1443



**0** Guard  
**ISRAEL BARNES**

R-Sr. // 6-4 // 185 // Wichita, Kan. // Newman University



**REDHAWK BASKETBALL**

**// 2022-23:** Missed the first five games of the season due to a knee sprain... Played in his first NCAA Division I game vs. Boston University (11/26)... Returned after missing three games (due to illness) to score eight points off the bench at Southern Indiana (12/29)...Ranks third on the team in scoring with 10.3 points per game...Is one of three Redhawks averaging double figures in the scoring column...Came off the bench to score 22 points, including 13 in the first half at Milwaukee (11/28)...Knocked down four 3-pointers and added five rebounds against the Panthers...Followed that up with 21 points in his first career start at Missouri (12/4)...Was named both Ohio Valley Conference Co-Player and Newcomer of the Week on Dec. 5... Dropped in a season-high 23 points vs. Purdue Fort Wayne (12/7)...Pitched in a game-high 20 points vs. Lindenwood (1/12)...Scored over 20 or more points five times...Pitched in 14 points at UT Martin (1/5), his first OVC game with double-digit points...Started six contests...Dropped in 12 points vs. Southern Indiana (2/18) and scored 20 at Lindenwood (2/23)...Averaged 10 points at the OVC Tournament (Mar. 1-4)...Scored 19 points and had seven rebounds in the championship game vs. Tennessee Tech (3/4).

#### Barnes' Game-by-Game Statistics

2022-23	FG	3P	FT	O/D	REB	F	PTS	A	TO	B	S	M
at South Florida	DNP	-	-	-	-	-	-	-	-	-	-	-
Lyon College	DNP	-	-	-	-	-	-	-	-	-	-	-
at Evansville	DNP	-	-	-	-	-	-	-	-	-	-	-
at Bradley	DNP	-	-	-	-	-	-	-	-	-	-	-
William Woods	DNP	-	-	-	-	-	-	-	-	-	-	-
vs. Boston	1-6	1-3	3-4	1/3	4	1	6	0	0	0	0	27
vs. UC Davis	1-4	0-1	0-0	0/0	0	0	2	2	1	0	2	18
at Milwaukee	7-14	4-8	4-4	2/3	5	5	22	0	1	0	0	22
at Missouri*	7-12	3-6	4-7	2/1	3	1	21	2	4	0	0	31
Purdue Fort Wayne*	10-22	3-10	0-0	2/2	4	3	23	1	0	1	1	36
at Arkansas State	DNP	-	-	-	-	-	-	-	-	-	-	-
at Iowa	DNP	-	-	-	-	-	-	-	-	-	-	-
Southern Illinois	DNP	-	-	-	-	-	-	-	-	-	-	-
at Southern Indiana	2-8	1-6	3-6	1/2	3	5	8	1	1	1	0	26
SIU Edwardsville	0-4	0-2	1-2	0/1	1	1	1	0	0	0	0	15
at UT Martin	6-16	2-8	0-0	1/2	3	3	14	2	1	0	0	29
at Little Rock	2-9	0-3	0-0	3/2	5	1	4	3	1	0	0	29
Lindenwood	9-12	2-5	0-2	0/1	1	0	20	1	0	0	3	29
at Morehead State	3-5	0-1	0-1	1/4	5	1	6	1	1	0	1	30
UT Martin*	1-7	0-3	0-2	2/0	2	2	2	2	0	0	1	32
Tennessee Tech	5-12	0-5	0-0	2/5	7	2	10	4	1	1	0	33
Tennessee State	4-6	1-2	0-1	0/2	2	1	9	0	0	0	0	24
at Eastern Illinois	5-12	0-4	1-2	0/2	2	2	11	5	2	0	0	33
Little Rock	3-5	0-1	1-2	0/0	0	1	7	1	0	0	0	22
at Tennessee Tech	5-7	2-2	1-1	0/3	3	2	13	0	0	1	2	28
at Tennessee State	4-12	1-5	0-0	0/1	1	3	9	2	1	0	1	30
Morehead State	1-2	1-1	0-0	0/1	1	1	3	0	0	0	0	25
Eastern Illinois	3-9	2-7	1-2	3/2	5	1	9	1	1	0	0	23
Southern Indiana*	5-11	2-5	0-0	1/2	3	4	12	1	1	0	0	24
at Lindenwood*	9-21	2-8	0-0	3/4	7	4	20	2	5	1	1	46
at SIU Edwardsville	3-7	0-2	1-2	2/1	3	0	7	3	0	0	1	27
vs. Lindenwood	2-7	0-3	0-0	1/2	3	3	4	2	0	0	0	23
vs. Tennessee State	3-6	1-2	0-0	1/1	2	1	7	0	1	1	1	23
vs. Morehead State	4-6	1-1	1-3	1/2	3	3	10	0	1	1	5	28
vs. Tennessee Tech*	7-15	3-6	2-3	3/4	7	2	19	0	0	1	0	42
Totals	112-257	32-110	23-44	32/53	85	53	279	36	23	8	19	755

#### 2022-23 Season/Career-Highs

Points .....	23	vs. Purdue Fort Wayne (12/7/22)
Total Rebounds .....	7	3x, last vs. Tennessee Tech (3/4/23)
Offensive .....	3	4x, last vs. Tennessee Tech (3/4/23)
Defensive .....	5	vs. Tennessee Tech (1/21/23)
FG Made .....	10	vs. Purdue Fort Wayne (12/7/22)
FG Attempted .....	22	vs. Purdue Fort Wayne (12/7/22)
3-Point FG Made .....	4	at Milwaukee (11/28/22)
3-Point FG Attempted .....	10	vs. Purdue Fort Wayne (12/7/22)
FT Made .....	4	2x, last at Missouri (12/4/22)
FT Attempted .....	7	at Missouri (12/4/22)
Assists .....	5	at Eastern Illinois (1/28/23)
Blocks .....	1	8x, last vs. Tennessee Tech (3/4/23)
Steals .....	5	vs. Morehead State (3/3/23)
Minutes .....	46	at Lindenwood (2/23/23)

#### Barnes' Career Statistics at Southeast Missouri

		Overall																
Season	G-GS	Min	Avg	FG-FGA	Pct	3FG-3FGA	Pct	FT-FTA	Pct	Off	Def	Tot	Avg	PF	FO	A	TO	Blk
2022-23	27-6	755	28.0	112-257	.436	32-110	.291	23-44	.523	32	53	85	3.1	53	2	36	23	8
																		19
																		279
																		10.3
		Ohio Valley Conference Games Only																
Season	G-GS	Min	Avg	FG-FGA	Pct	3FG-3FGA	Pct	FT-FTA	Pct	Off	Def	Tot	Avg	PF	FO	A	TO	Blk
2022-23	18-3	505	28.1	70-165	.424	16-70	.229	9-23	.391	19	35	54	3.0	34	1	29	15	4
																		10
																		165
																		9.2



# 2022-23 SOUTHEAST MISSOURI BASKETBALL NOTES

## PLAYER PROFILES

# 33

Guard

# DYLAN BRANSON

So. // 6-5 // 220 // St. Louis, Mo. // Mehlville H.S.

REDHAWK BASKETBALL

**// 2022-23:** Returned after missing the first four games with an ankle injury to score seven points and grab seven rebounds in 19 minutes off the bench vs. William Woods (11/22)...Started 21-straight contests...Averages 6.8 points and 4.5 rebounds...Dropped in 14 points vs. SIU Edwardsville (12/31)...Scored 12 points vs. UC Davis (11/27) and at Southern Indiana (12/29)...Pitched in a career-high 19 points, including 11 in the second half, at Little Rock (1/7)...Scored double figures nine times...Pulled down a career-high 12 rebounds vs. Tennessee Tech (1/21)...Pitched in 11 points and made a career-high three 3-pointers vs. Little Rock (2/2)...Added 12 points on a season-high four 3-pointers vs. Eastern Illinois (2/16)...Dropped in 16 points vs. Southern Indiana (2/18)...Had 10 points in the Ohio Valley Conference Championship vs. Tennessee Tech (3/4).

### Branson's Game-by-Game Statistics

2022-23	FG	3P	FT	O/D	REB	E	PTS	A	TO	B	S	M
at South Florida	DNP	-	-	-	-	-	-	-	-	-	-	-
Lyon College	DNP	-	-	-	-	-	-	-	-	-	-	-
at Evansville	DNP	-	-	-	-	-	-	-	-	-	-	-
at Bradley	DNP	-	-	-	-	-	-	-	-	-	-	-
William Woods	3-6	1-3	0-0	1/6	7	3	7	4	1	1	0	19
vs. Boston*	2-5	1-3	2-2	1/2	3	2	7	3	2	0	0	25
vs. UC Davis*	4-8	0-2	4-4	0/8	8	3	12	1	1	1	1	27
at Milwaukee*	0-2	0-2	0-0	0/1	1	1	0	0	3	0	0	12
at Missouri	0-0	0-0	2-4	0/1	1	1	2	2	1	1	1	17
Purdue Fort Wayne*	0-2	0-0	0-0	0/0	0	1	0	3	1	0	1	14
at Arkansas State	1-5	0-3	0-1	0/0	0	1	2	1	2	0	0	19
at Iowa	1-7	1-4	0-0	0/4	4	1	3	0	2	0	2	22
Southern Illinois*	2-3	2-3	0-1	0/2	2	5	6	0	0	0	1	13
at Southern Indiana	5-8	0-2	2-3	2/3	5	4	12	1	1	0	0	20
SIU Edwardsville*	5-6	2-3	2-2	1/5	6	1	14	3	2	0	1	28
at UT Martin*	1-3	1-2	0-0	0/3	3	5	3	4	0	1	0	22
at Little Rock*	7-12	2-5	3-5	1/3	4	2	19	2	0	0	0	28
Lindenwood*	3-4	1-2	2-2	1/5	6	3	9	4	0	0	1	28
at Morehead State*	2-3	0-0	2-2	1/2	3	3	6	1	4	0	0	23
UT Martin*	4-10	1-3	1-2	0/6	6	4	10	0	4	0	2	31
Tennessee Tech*	2-7	0-1	2-2	6/6	12	5	6	4	3	1	3	34
Tennessee State*	1-4	0-2	1-2	1/5	6	1	3	1	0	0	2	24
at Eastern Illinois*	2-3	1-2	3-4	1/2	3	4	8	3	2	1	1	25
Little Rock*	4-5	3-4	0-0	1/0	1	5	11	1	1	0	0	22
at Tennessee Tech*	2-6	0-3	0-0	0/6	6	5	4	0	3	0	1	33
at Tennessee State*	1-4	0-2	1-1	1/2	3	5	3	0	3	0	2	14
Morehead State*	1-2	0-0	0-0	2/3	5	3	2	1	0	0	2	27
Eastern Illinois*	4-8	4-6	0-0	0/5	5	4	12	3	1	0	1	25
Southern Indiana*	5-6	0-1	6-8	1/4	5	2	16	4	0	0	4	31
at Lindenwood*	1-7	0-3	4-8	2/5	7	5	6	3	3	0	1	39
at SIU Edwardsville*	2-3	2-3	0-0	0/5	5	5	6	1	1	0	1	21
vs. Lindenwood*	2-4	1-2	0-0	1/6	7	3	5	1	2	0	0	20
vs. Tennessee State*	1-5	1-2	0-0	2/2	4	5	3	3	2	0	0	29
vs. Morehead State*	1-3	0-1	2-2	1/2	3	4	4	2	1	0	0	25
vs. Tennessee Tech*	4-8	1-3	1-1	2/6	8	5	10	2	1	0	0	36
Totals	73-159	25-72	40-56	29/110	139	101	211	58	47	6	29	36

• - Game Started

### 2022-23 Season-Highs

Points.....	19	at Little Rock (1/7/23)
Total Rebounds.....	12	vs. Tennessee Tech (1/21/23)
Offensive.....	6	2x, last vs. Tennessee Tech (1/21/23)
Defensive.....	8	vs. UC Davis (11/27/22)
FG Made.....	7	at Little Rock (1/7/23)
FG Attempted.....	12	at Little Rock (1/7/23)
3-Point FG Made.....	4	vs. Eastern Illinois (2/16/23)
3-Point FG Attempted.....	6	vs. Eastern Illinois (2/16/23)
FT Made.....	6	vs. Southern Indiana (2/18/23)
FT Attempted.....	8	2x, last at Lindenwood (2/23/23)
Assists.....	4	4x, last vs. Southern Indiana (2/18/23)
Blocks.....	1	2x, last vs. Tennessee Tech (1/21/23)
Steals.....	4	vs. Southern Indiana (2/18/23)
Minutes.....	39	at Lindenwood (2/23/23)

### Career-Highs

Points.....	19	at Little Rock (1/7/23)
Total Rebounds.....	12	vs. Tennessee Tech (1/21/23)
Offensive.....	6	2x, last vs. Tennessee Tech (1/21/23)
Defensive.....	8	vs. UC Davis (11/27/22)
FG Made.....	7	at Little Rock (1/7/23)
FG Attempted.....	12	at Little Rock (1/7/23)
3-Point FG Made.....	4	vs. Eastern Illinois (2/16/23)
3-Point FG Attempted.....	6	vs. Eastern Illinois (2/16/23)
FT Made.....	6	vs. Southern Indiana (2/18/23)
FT Attempted.....	8	vs. Southern Indiana (2/18/23)
Assists.....	6	vs. Austin Peay (1/1/22)
Blocks.....	1	13x, last at Eastern Illinois (1/28/23)
Steals.....	4	vs. Southern Indiana (2/18/23)
Minutes.....	39	at Lindenwood (2/23/23)

### Branson's Career Statistics at Southeast Missouri

#### Overall

Season	G-GS	Min	Avg	FG-FGA	Pct	3FG-3FGA	Pct	FT-FTA	Pct	Off	Def	Tot	Avg	PF	FO	A	TO	Blk	Stl	Pts	Avg
2020-21	27-2	426	15.8	27-52	.519	14-27	.519	14-15	.933	20	45	65	2.4	54	2	34	40	4	8	82	3.0
2021-22	32-25	566	17.7	29-79	.367	10-41	.244	20-31	.645	20	70	90	2.8	76	2	50	46	7	16	88	2.8
2022-23	31-26	753	24.3	73-159	.459	25-72	.347	40-56	.714	29	110	139	4.5	101	10	58	47	6	28	211	6.8
Totals	90-53	1745	19.4	129-290	.445	49-140	.350	74-102	.725	69	225	294	3.3	231	14	142	133	17	52	381	4.2

#### Ohio Valley Conference Games Only

Season	G-GS	Min	Avg	FG-FGA	Pct	3FG-3FGA	Pct	FT-FTA	Pct	Off	Def	Tot	Avg	PF	FO	A	TO	Blk	Stl	Pts	Avg
2020-21	20-2	346	17.3	21-43	.488	10-21	.476	11-11	1.000	18	38	56	2.8	41	2	26	31	4	7	63	3.2
2021-22	17-17	294	17.3	15-43	.349	5-23	.217	20-28	.714	14	33	47	2.8	46	1	32	26	4	10	55	3.2
2022-23	18-17	475	26.4	52-101	.515	17-44	.386	29-41	.707	21	70	91	5.1	66	7	36	28	3	22	150	8.3
Totals	55-36	1115	20.3	88-187	.471	32-88	.364	60-80	.750	53	141	194	3.5	153	10	94	85	11	39	268	4.9





**24** Forward  
**KOBE CLARK**

So. // 6-6 // 180 // St. Louis, Mo. // Georgetown



## REDHAWK BASKETBALL

**// 2022-23:** Out the rest of the season with a knee injury...Initially injured his knee in the second half against UT Martin (1/19)...Leads Southeast Missouri and ranks third in the Ohio Valley Conference in rebounding with 8.7 per game through 19 games and 15 starts...Averages 6.6 points per contest...Pitched in double figures for the first time when he recorded 13 points at Evansville (11/16)...Scored eight points and grabbed eight rebounds in first career start at South Florida (11/7)...Shot 4-of-5 from the field and dished out three assists in 30 minutes against the Bulls...Had eight points and pulled down a game-high 16 rebounds vs. Lyon College (11/12)...Scored double figures on four occasions...Posted double-digit rebounds seven times...Had 16 rebounds at Arkansas State (12/14)...Ranks 51st in the nation in total rebounds...Leads the team with 23 blocks.

### Clark's Game-by-Game Statistics

2022-23	FG	3P	FT	O/D	REB	F	PTS	A	TO	B	S	M
at South Florida*	4-5	0-1	0-0	4/4	8	3	8	3	3	0	0	30
Lyon College*	4-7	0-1	0-0	6/10	16	1	8	5	3	2	3	33
at Evansville*	4-9	1-2	4-4	2/4	6	3	13	1	0	0	0	31
at Bradley*	4-9	2-4	0-0	2/7	9	4	10	2	0	1	3	38
William Woods*	4-12	0-3	1-2	6/8	14	0	9	0	1	1	1	28
vs. Boston*	0-2	0-1	0-0	3/9	12	4	0	2	3	5	2	27
vs. UC Davis*	3-10	2-3	0-0	1/2	3	4	8	2	2	1	2	31
at Milwaukee*	1-6	0-3	2-2	3/5	8	4	4	8	1	2	5	36
at Missouri*	3-8	2-4	0-0	1/6	7	4	8	3	2	1	1	32
Purdue Fort Wayne*	2-7	1-3	2-2	2/9	11	3	7	3	3	1	2	36
at Arkansas State*	2-9	1-4	3-6	2/14	16	4	8	4	2	2	2	38
at Iowa*	5-8	1-3	0-0	1/2	3	3	11	4	1	0	1	29
Southern Illinois	2-6	0-3	0-1	1/6	7	4	4	3	1	1	0	32
at Southern Indiana*	4-12	1-4	2-4	4/3	7	5	11	0	4	3	0	29
SIU Edwardsville	1-4	0-0	0-0	3/7	10	2	2	2	2	1	2	28
at UT Martin	2-5	0-1	0-0	4/6	10	4	4	0	1	0	0	17
at Little Rock*	2-5	1-4	0-2	1/5	6	4	5	3	4	2	0	28
Lindenwood*	0-1	0-0	0-0	0/7	7	3	0	4	2	0	0	19
at Morehead State	DNP	-	-	-	-	-	-	-	-	-	-	-
UT Martin	2-7	0-4	2-4	1/4	5	2	6	1	1	0	4	29
Tennessee Tech	DNP	-	-	-	-	-	-	-	-	-	-	-
Tennessee State	DNP	-	-	-	-	-	-	-	-	-	-	-
at Eastern Illinois	DNP	-	-	-	-	-	-	-	-	-	-	-
Little Rock	DNP	-	-	-	-	-	-	-	-	-	-	-
at Tennessee Tech	DNP	-	-	-	-	-	-	-	-	-	-	-
at Tennessee State	DNP	-	-	-	-	-	-	-	-	-	-	-
Morehead State	DNP	-	-	-	-	-	-	-	-	-	-	-
Eastern Illinois	DNP	-	-	-	-	-	-	-	-	-	-	-
Southern Indiana	DNP	-	-	-	-	-	-	-	-	-	-	-
at Lindenwood	DNP	-	-	-	-	-	-	-	-	-	-	-
at SIU Edwardsville	DNP	-	-	-	-	-	-	-	-	-	-	-
vs. Lindenwood	DNP	-	-	-	-	-	-	-	-	-	-	-
vs. Tennessee State	DNP	-	-	-	-	-	-	-	-	-	-	-
vs. Morehead State	DNP	-	-	-	-	-	-	-	-	-	-	-
vs. Tennessee Tech	DNP	-	-	-	-	-	-	-	-	-	-	-
Totals	49-132	12-48	16-27	47/118	165	61	126	50	36	23	28	571

• - Game Started

### 2022-23 Season/Career-Highs

Points .....	13	at Evansville (11/16/22)
Total Rebounds .....	16	2x, last at Arkansas State (12/14/22)
Offensive .....	6	2x, last vs. William Woods (11/22/22)
Defensive .....	14	at Arkansas State (12/14/22)
FG Made .....	5	at Iowa (12/17/22)
FG Attempted .....	12	2x, last at Southern Indiana (12/29/22)
3-Point FG Made .....	2	3x, last at Missouri (12/4/22)
3-Point FG Attempted .....	4	5x, last vs. UT Martin (1/19/23)
FT Made .....	4	at Evansville (11/16/22)
FT Attempted .....	6	at Arkansas State (12/14/22)
Assists .....	8	at Milwaukee (11/28/22)
Blocks .....	5	vs Boston (11/26/22)
Steals .....	5	at Milwaukee (11/27/22)
Minutes .....	38	2x, last at Arkansas State (12/14/22)

### Clark's Career Statistics at Southeast Missouri

Season	G-GS	Min	Avg	FG-FGA	Pct	3FG-3FGA	Pct	FT-FTA	Pct	Off	Def	Tot	Avg	PF	FO	A	TO	Blk	Stl	Pts	Avg
2022-23	19-15	571	30.1	49-132	.371	12-48	.250	16-27	.593	47	118	165	8.7	61	1	50	36	23	28	126	6.6
Ohio Valley Conference Games Only																					
Season	G-GS	Min	Avg	FG-FGA	Pct	3FG-3FGA	Pct	FT-FTA	Pct	Off	Def	Tot	Avg	PF	FO	A	TO	Blk	Stl	Pts	Avg
2022-23	6-3	150	25.0	11-34	.324	2-13	.154	4-10	.400	13	32	45	7.5	20	1	10	14	6	6	28	4.7



# 2022-23 SOUTHEAST MISSOURI BASKETBALL NOTES

## PLAYER PROFILES



**21** Forward  
**JOSH EARLEY**

Jr. // 6-7 // 242 // Shawnee Mission, Kan. // Tulsa



**REDHAWK BASKETBALL**

**// 2022-23:** Is averaging 7.8 points and 5.2 rebounds in 30 games...Came off the bench every game he played...Returned after missing four games with a leg injury to score 15 points and grab four rebounds at Missouri (12/4)...Ranks fourth on the team in scoring and second in rebounding...Scored nine points and pull down eight rebounds in his first career game with Southeast Missouri at South Florida (11/7)...Shot 5-of-10 free throws and contributed 20 minutes in that contest...Registered his first career double-double with 11 points and 12 boards vs. Lyon College (11/12)...Scored double figures in 11 contests...Finished with 12 points and five rebounds vs. Tennessee State (1/26)...Scored 10 points and had eight rebounds at Eastern Illinois (1/28)...Matched his season-high of 15 points vs. Little Rock (2/2)...Turned in a pair of double-doubles at the Ohio Valley Conference Tournament...Registered 14 points and 11 rebounds vs. Lindenwood (3/1) and 11 points and 13 boards in the semifinals vs. top-seeded Morehead State (3/3).

### Earley's Game-by-Game Statistics

2022-23	FG	3P	FT	O/D	REB	E	PTS	A	TO	B	S	M
at South Florida	2-6	0-0	5-10	1/7	8	1	9	0	2	1	0	20
Lyon College	5-7	0-0	1-4	5/7	12	0	11	0	0	1	0	16
at Evansville	5-12	0-0	3-4	0/4	4	1	13	0	0	0	0	22
at Bradley	3-8	0-0	2-2	2/4	6	0	8	0	0	0	0	24
William Woods	DNP	-	-	-	-	-	-	-	-	-	-	-
vs. Boston	DNP	-	-	-	-	-	-	-	-	-	-	-
vs. UC Davis	DNP	-	-	-	-	-	-	-	-	-	-	-
at Milwaukee	DNP	-	-	-	-	-	-	-	-	-	-	-
at Missouri	7-9	0-0	1-2	1/3	4	2	15	0	2	0	0	25
Purdue Fort Wayne	2-6	0-0	3-4	1/5	6	2	7	1	1	0	1	20
at Arkansas State	1-3	0-0	0-0	0/1	1	2	2	0	3	0	0	16
at Iowa	5-7	0-0	0-0	3/2	5	3	10	0	0	0	0	20
Southern Illinois	5-7	0-0	1-2	0/3	3	1	11	0	0	0	0	20
at Southern Indiana	2-5	0-0	0-2	1/1	2	0	4	0	1	0	0	16
SIU Edwardsville	5-9	0-0	2-2	2/3	5	3	12	0	2	0	0	23
at UT Martin	2-5	0-0	0-0	1/1	2	1	4	0	0	0	0	5
at Little Rock	2-4	0-0	2-4	2/2	4	3	6	0	1	0	0	12
Lindenwood	1-2	0-0	0-0	1/2	3	4	2	0	2	0	0	13
at Morehead State	DNP	-	-	-	-	-	-	-	-	-	-	-
UT Martin	1-3	0-0	0-0	0/2	2	1	2	0	0	0	0	13
Tennessee Tech	3-6	0-0	1-2	3/1	4	0	7	0	2	0	0	17
Tennessee State	6-7	0-0	0-1	1/4	5	3	12	0	1	0	0	16
at Eastern Illinois	5-8	0-0	0-0	1/7	8	0	10	0	0	0	0	19
Little Rock	5-8	0-0	5-11	2/5	7	3	15	0	2	2	1	26
at Tennessee Tech	0-1	0-0	1-2	0/1	1	2	1	0	2	1	0	12
at Tennessee State	3-4	0-0	1-2	3/5	8	3	7	0	2	0	0	19
Morehead State	0-0	0-0	0-0	0/0	0	2	0	0	0	0	0	2
Eastern Illinois	4-6	0-0	0-0	0/5	5	2	8	0	1	0	1	19
Southern Indiana	1-3	0-0	1-2	3/2	5	0	3	0	0	0	0	13
at Lindenwood	4-6	0-0	0-0	3/5	8	2	8	0	2	0	0	20
at SIU Edwardsville	4-7	0-0	0-0	0/2	2	0	8	0	0	0	0	17
vs. Lindenwood	7-11	0-0	0-0	5/7	12	1	14	1	0	0	1	21
vs. Tennessee State	3-4	0-0	1-1	0/2	2	3	7	0	0	0	0	15
vs. Morehead State	5-6	0-0	1-2	1/12	13	1	11	0	2	2	0	24
vs. Tennessee Tech	1-1	0-0	0-0	1/5	6	4	2	0	1	0	0	17
Totals	102-174	0-0	31-60	42/113	155	45	235	2	29	7	4	529

• - Game Started

### 2022-23 Season/Career-Highs

Points .....	15	2x, last vs. Little Rock (2/2/23)
Total Rebounds .....	13	vs. Morehead State (3/3/23)
Offensive .....	5	vs. Lyon College (11/12/22)
Defensive .....	12	vs. Morehead State (3/3/23)
FG Made .....	7	at Missouri (12/4/22)
FG Attempted .....	12	at Evansville (11/16/22)
3-Point FG Made .....	-	-
3-Point FG Attempted .....	-	-
FT Made .....	5	2x, last vs. Little Rock (2/2/23)
FT Attempted .....	11	vs. Little Rock (2/2/23)
Assists .....	1	2x, last vs. Lindenwood (3/1/23)
Blocks .....	2	2x, last vs. Morehead State (3/3/23)
Steals .....	1	4x, last vs. Lindenwood (3/1/23)
Minutes .....	26	vs. Little Rock (2/2/23)

### Earley's Career Statistics at Southeast Missouri

Overall																	
Season	G-GS	Min	Avg	FG-FGA	Pct	3FG-3FGA	Pct	FT-FTA	Pct	Off	Def	Tot	Avg	PF	FO	A	TO
2022-23	30-0	529	17.6	102-174	.586	0-0	.000	31-60	.517	42	113	155	5.2	45	0	2	29
Ohio Valley Conference Games Only																	
Season	G-GS	Min	Avg	FG-FGA	Pct	3FG-3FGA	Pct	FT-FTA	Pct	Off	Def	Tot	Avg	PF	FO	A	TO
2022-23	17-0	269	15.8	51-87	.586	0-0	.000	13-29	.448	22	51	73	4.3	24	0	0	18



**22** **Guard**  
**GAVYN**  
**ELKAMIL**  
So. // 6-5 // 190 // Pittsburg, Kan. // Tulsa



**REDHAWK BASKETBALL**

// 2022-23: Will miss the season due to a shoulder injury.

#### Elkamil's Game-by-Game Statistics

2022-23	FG	3P	FT	O/D	REB	F	PTS	A	TO	B	S	M
at South Florida	DNP	-	-	-	-	-	-	-	-	-	-	-
Lyon College	DNP	-	-	-	-	-	-	-	-	-	-	-
at Evansville	DNP	-	-	-	-	-	-	-	-	-	-	-
at Bradley	DNP	-	-	-	-	-	-	-	-	-	-	-
William Woods	DNP	-	-	-	-	-	-	-	-	-	-	-
vs. Boston	DNP	-	-	-	-	-	-	-	-	-	-	-
vs. UC Davis	DNP	-	-	-	-	-	-	-	-	-	-	-
at Milwaukee	DNP	-	-	-	-	-	-	-	-	-	-	-
at Missouri	DNP	-	-	-	-	-	-	-	-	-	-	-
Purdue Fort Wayne	DNP	-	-	-	-	-	-	-	-	-	-	-
at Arkansas State	DNP	-	-	-	-	-	-	-	-	-	-	-
at Iowa	DNP	-	-	-	-	-	-	-	-	-	-	-
Southern Illinois	DNP	-	-	-	-	-	-	-	-	-	-	-
at Southern Indiana	DNP	-	-	-	-	-	-	-	-	-	-	-
SIU Edwardsville	DNP	-	-	-	-	-	-	-	-	-	-	-
at UT Martin	DNP	-	-	-	-	-	-	-	-	-	-	-
at Little Rock	DNP	-	-	-	-	-	-	-	-	-	-	-
Lindenwood	DNP	-	-	-	-	-	-	-	-	-	-	-
at Morehead State	DNP	-	-	-	-	-	-	-	-	-	-	-
UT Martin	DNP	-	-	-	-	-	-	-	-	-	-	-
Tennessee Tech	DNP	-	-	-	-	-	-	-	-	-	-	-
Tennessee State	DNP	-	-	-	-	-	-	-	-	-	-	-
at Eastern Illinois	DNP	-	-	-	-	-	-	-	-	-	-	-
Little Rock	DNP	-	-	-	-	-	-	-	-	-	-	-
at Tennessee Tech	DNP	-	-	-	-	-	-	-	-	-	-	-
at Tennessee State	DNP	-	-	-	-	-	-	-	-	-	-	-
Morehead State	DNP	-	-	-	-	-	-	-	-	-	-	-
Eastern Illinois	DNP	-	-	-	-	-	-	-	-	-	-	-
Southern Indiana	DNP	-	-	-	-	-	-	-	-	-	-	-
at Lindenwood	DNP	-	-	-	-	-	-	-	-	-	-	-
at SIU Edwardsville	DNP	-	-	-	-	-	-	-	-	-	-	-
vs. Lindenwood	DNP	-	-	-	-	-	-	-	-	-	-	-
vs. Tennessee State	DNP	-	-	-	-	-	-	-	-	-	-	-
vs. Morehead State	DNP	-	-	-	-	-	-	-	-	-	-	-
vs. Tennessee Tech	DNP	-	-	-	-	-	-	-	-	-	-	-
Totals	0-0	0-0	0-0	0/0	0	0	0	0	0	0	0	0

• - Game Started

#### 2022-23 Season/Career-Highs

Points .....	-
Total Rebounds .....	-
Offensive .....	-
Defensive .....	-
FG Made .....	-
FG Attempted .....	-
3-Point FG Made .....	-
3-Point FG Attempted .....	-
FT Made .....	-
FT Attempted .....	-
Assists .....	-
Blocks .....	-
Steals .....	-
Minutes .....	-

#### Elkamil's Career Statistics at Southeast Missouri

Season	G-GS	Min	Avg	FG-FGA	Pct	3FG-3FGA	Pct	FT-FTA	Pct	Off	Def	Tot	Avg	PE	FO	A	TO	Blk	Stl	Pts	Avg
2022-23																					
Overall																					
Ohio Valley Conference Games Only																					
Season	G-GS	Min	Avg	FG-FGA	Pct	3FG-3FGA	Pct	FT-FTA	Pct	Off	Def	Tot	Avg	PE	FO	A	TO	Blk	Stl	Pts	Avg
2022-23																					



# 2022-23 SOUTHEAST MISSOURI BASKETBALL NOTES

## PLAYER PROFILES



**11** Guard  
**EVAN EURSHER**

Fr. // 6-2 // 177 // Hendersonville, Tenn. // The Webb School



## REDHAWK BASKETBALL

**// 2022-23:** Played in 24 games...Scored three points off the bench in his first career game vs. Lyon College (11/12)...Finished six points vs. William Woods (11/22)...Made a 3-pointer vs. Lyon College (11/12) and at UT Martin (1/5)...Pitched in a season-high seven points vs. UT Martin (1/19)...Made two big free throws to help Southeast Missouri nail down its 85-80 win over Southern Indiana (2/18)...Finished with a season-high 13 points for his first career double-digit scoring game vs. Lindenwood (3/1) in the first round of the Ohio Valley Conference Tournament.

### Eursher's Game-by-Game Statistics

2022-23	FG	3P	FT	O/D	REB	E	PTS	A	TO	B	S	M
at South Florida	DNP	-	-	-	-	-	-	-	-	-	-	-
Lyon College	1-7	1-6	0-0	0/1	1	2	3	1	2	0	0	20
at Evansville	0-0	0-0	0-0	0/0	0	0	0	0	0	0	0	5
at Bradley	DNP	-	-	-	-	-	-	-	-	-	-	-
William Woods	2-3	0-1	2-2	0/2	2	1	6	0	1	0	2	15
vs. Boston	DNP	-	-	-	-	-	-	-	-	-	-	-
vs. UC Davis	DNP	-	-	-	-	-	-	-	-	-	-	-
at Milwaukee	DNP	-	-	-	-	-	-	-	-	-	-	-
at Missouri	DNP	-	-	-	-	-	-	-	-	-	-	-
Purdue Fort Wayne	0-1	0-1	0-0	0/2	2	1	0	0	0	0	0	13
at Arkansas State	DNP	-	-	-	-	-	-	-	-	-	-	-
at Iowa	0-2	0-2	0-0	0/1	1	1	0	0	0	0	0	4
Southern Illinois	0-2	0-2	0-0	0/0	0	1	0	0	0	1	1	9
at Southern Indiana	0-1	0-1	0-0	0/0	0	1	0	0	0	0	0	2
SIU Edwardsville	DNP	-	-	-	-	-	-	-	-	-	-	-
at UT Martin	1-3	1-3	0-0	0/0	0	1	3	0	0	0	1	8
at Little Rock	DNP	-	-	-	-	-	-	-	-	-	-	-
Lindenwood	1-1	1-1	0-0	0/0	0	0	3	1	0	0	0	2
at Morehead State	DNP	-	-	-	-	-	-	-	-	-	-	-
UT Martin	2-6	1-4	2-2	0/2	2	1	7	1	1	0	2	10
Tennessee Tech	0-0	0-0	0-0	0/0	0	0	0	0	0	0	0	2
Tennessee State	0-0	0-0	0-0	0/0	0	0	0	0	0	0	0	0+
at Eastern Illinois	0-0	0-0	0-0	0/1	1	1	0	0	0	0	0	2
Little Rock	0-0	0-0	0-0	0/0	0	0	0	0	0	0	0	2
at Tennessee Tech	DNP	-	-	-	-	-	-	-	-	-	-	-
at Tennessee State	2-3	0-1	2-2	1/1	2	1	6	0	0	0	0	23
Morehead State	0-0	0-0	0-0	0/0	0	0	0	0	0	0	0	9
Eastern Illinois	0-0	0-0	0-0	1/1	2	0	0	1	1	0	0	5
Southern Indiana	0-1	0-1	3-4	0/0	0	0	3	0	0	0	0	9
at Lindenwood	0-1	0-1	0-0	0/0	0	3	0	0	1	0	1	11
at SIU Edwardsville	0-1	0-1	0-0	0/1	1	0	0	0	0	0	0	5
vs. Lindenwood	5-6	3-3	0-0	1/1	2	0	13	0	0	0	1	21
vs. Tennessee State	0-1	0-0	0-2	0/0	0	1	0	1	0	0	1	8
vs. Morehead State	1-3	1-3	0-0	0/1	1	0	3	0	1	0	0	9
vs. Tennessee Tech	0-2	0-2	0-0	1/3	4	0	0	0	1	0	0	15
Totals	15-44	8-33	9-12	4/17	21	15	47	5	8	1	9	209

• - Game Started

### 2022-23 Season/Career-Highs

Points .....	13	vs. Lindenwood (3/1/23)
Total Rebounds .....	4	vs. Tennessee Tech (3/4/23)
Offensive .....	1	4x, last vs. Tennessee Tech (3/4/23)
Defensive .....	3	vs. Tennessee Tech (3/4/23)
FG Made .....	5	vs. Lindenwood (3/1/23)
FG Attempted .....	7	vs. Lyon College (11/12/22)
3-Point FG Made .....	3	vs. Lindenwood (3/1/23)
3-Point FG Attempted .....	6	vs. Lyon College (11/12/22)
FT Made .....	3	vs. Southern Indiana (2/18/23)
FT Attempted .....	4	vs. Southern Indiana (2/18/23)
Assists .....	1	5x, last vs. Tennessee State (3/2/23)
Blocks .....	1	vs. Southern Illinois (12/21/22)
Steals .....	2	2x, last vs. UT Martin (1/19/23)
Minutes .....	23	at Tennessee State (2/9/23)

### Eursher's Career Statistics at Southeast Missouri

Overall																			
Season	G-GS	Min	Avg	FG-FGA	Pct	3FG-3FGA	Pct	FT-FTA	Pct	Off	Def	Tot	Avg	PF	FO	A	TO	Blk	Stl
2022-23	24-0	209	8.7	15-44	.341	8-33	.242	9-12	.750	4	17	21	0.9	15	0	5	8	1	9
Ohio Valley Conference Games Only																			
Season	G-GS	Min	Avg	FG-FGA	Pct	3FG-3FGA	Pct	FT-FTA	Pct	Off	Def	Tot	Avg	PF	FO	A	TO	Blk	Stl
2022-23	14-0	90	6.4	6-17	.353	3-13	.231	7-8	.875	2	6	8	0.6	8	0	3	3	0	4







# 12

Guard

# TEVIN GOWINS

Fr. // 5-9 // 167 // Florissant, Mo. // Hazelwood Central H.S.





REDHAWK BASKETBALL

**// 2022-23:** Averages 1.3 points in 17 games off the bench...Scored his first career points on a 3-pointer and had four rebounds in 24 minutes off the bench at South Florida (11/7)...Added three points vs. Lyon College (11/12)...Made a 3-pointer in five games...Scored a season-high seven points vs. William Woods (11/22).

#### Gowins' Game-by-Game Statistics

2022-23	FG	3P	FT	O/D	REB	F	PTS	A	TO	B	S	M
at South Florida	1-3	1-2	0-0	2/2	4	3	3	0	0	0	0	24
Lyon College	1-1	1-1	0-0	0/0	0	1	3	0	2	0	0	9
at Evansville	1-1	1-1	0-0	0/1	1	2	3	0	0	0	0	20
at Bradley	0-0	0-0	0-0	0/0	0	1	0	0	0	0	0	8
William Woods	3-6	1-1	0-0	1/0	1	2	7	2	1	0	2	21
vs. Boston	DNP	-	-	-	-	-	-	-	-	-	-	-
vs. UC Davis	DNP	-	-	-	-	-	-	-	-	-	-	-
at Milwaukee	0-1	0-1	0-0	1/1	2	0	0	0	1	0	1	5
at Missouri	DNP	-	-	-	-	-	-	-	-	-	-	-
Purdue Fort Wayne	0-1	0-0	0-0	0/2	2	3	0	1	4	0	2	21
at Arkansas State	0-0	0-0	0-0	1/0	1	1	0	0	0	0	0	3
at Iowa	0-1	0-0	0-0	0/2	2	2	0	0	0	0	0	4
Southern Illinois	DNP	-	-	-	-	-	-	-	-	-	-	-
at Southern Indiana	0-0	0-0	0-0	0/0	0	1	0	0	0	0	0	2
SIU Edwardsville	DNP	-	-	-	-	-	-	-	-	-	-	-
at UT Martin	DNP	-	-	-	-	-	-	-	-	-	-	-
at Little Rock	DNP	-	-	-	-	-	-	-	-	-	-	-
Lindenwood	1-1	1-1	1-2	0/0	0	0	4	1	0	0	0	2
at Morehead State	DNP	-	-	-	-	-	-	-	-	-	-	-
UT Martin	0-1	0-0	0-0	0/0	0	0	0	0	1	0	0	3
Tennessee Tech	DNP	-	-	-	-	-	-	-	-	-	-	-
Tennessee State	0-0	0-0	0-0	0/0	0	0	0	0	0	0	0	0+
at Eastern Illinois	DNP	-	-	-	-	-	-	-	-	-	-	-
Little Rock	DNP	-	-	-	-	-	-	-	-	-	-	-
at Tennessee Tech	DNP	-	-	-	-	-	-	-	-	-	-	-
at Tennessee State	1-1	0-0	0-0	0/1	1	1	2	0	1	0	0	6
Morehead State	DNP	-	-	-	-	-	-	-	-	-	-	-
Eastern Illinois	0-0	0-0	0-0	0/0	0	0	0	0	0	0	0	1
Southern Indiana	DNP	-	-	-	-	-	-	-	-	-	-	-
at Lindenwood	DNP	-	-	-	-	-	-	-	-	-	-	-
at SIU Edwardsville	0-0	0-0	0-0	0/0	0	1	0	0	0	0	0	2
vs. Lindenwood	0-0	0-0	0-0	0/0	0	0	0	0	1	0	0	2
vs. Tennessee State	DNP	-	-	-	-	-	-	-	-	-	-	-
vs. Morehead State	DNP	-	-	-	-	-	-	-	-	-	-	-
vs. Tennessee Tech	DNP	-	-	-	-	-	-	-	-	-	-	-
Totals	8-17	5-7	1-2	5/9	14	18	22	4	11	0	5	133

• - Game Started

#### 2022-23 Season/Career-Highs

Points .....	7	vs. William Woods (11/22/22)
Total Rebounds .....	4	at South Florida (11/7/22)
Offensive .....	2	at South Florida (11/7/22)
Defensive .....	2	3x, last at Iowa (12/17/22)
FG Made .....	3	vs. William Woods (11/22/22)
FG Attempted .....	6	vs. William Woods (11/22/22)
3-Point FG Made .....	1	5x, last vs. Lindenwood (11/12/23)
3-Point FG Attempted .....	2	at South Florida (11/7/22)
FT Made .....	1	vs. Lindenwood (11/12/23)
FT Attempted .....	2	vs. Lindenwood (11/12/23)
Assists .....	2	vs. William Woods (11/22/22)
Blocks .....	-	-
Steals .....	2	2x, last vs. Purdue Fort Wayne (12/7/22)
Minutes .....	24	at South Florida (11/7/22)

#### Gowins' Career Statistics at Southeast Missouri

Overall																			
Season	G-GS	Min	Avg	FG-FGA	Pct	3FG-3FGA	Pct	FT-FTA	Pct	Off	Def	Tot	Avg	PE	FO	A	TO	Blk	Stl
2022-23	17-0	133	7.8	8-17	.471	5-7	.714	1-2	.500	5	9	14	0.8	18	0	4	11	0	5
Ohio Valley Conference Games Only																			
Season	G-GS	Min	Avg	FG-FGA	Pct	3FG-3FGA	Pct	FT-FTA	Pct	Off	Def	Tot	Avg	PE	FO	A	TO	Blk	Stl
2022-23	7-0	16	2.3	2-3	.667	1-1	1.000	1-2	.500	0	1	1	0.1	3	0	1	2	0	0



# 2022-23 SOUTHEAST MISSOURI BASKETBALL NOTES

## PLAYER PROFILES



**35** Center  
**MASON HANBACK**

Fr. // 7-0 // 245 // Jackson, Tenn. // Tennessee Prep



**REDHAWK BASKETBALL**

**// 2022-23:** Came off the bench to score five points and grab one rebound in 10 minutes during his first career game vs. Lyon College (11/12)...Saw action in nine contests...Had a season-high three blocks in a season-best 13 minutes at Morehead State (1/14)...Scored a season-high eight points on a perfect 4-of-4 field goals vs. Eastern Illinois (2/16).

### Hanback's Game-by-Game Statistics

2022-23	FG	3P	FT	O/D	REB	F	PTS	A	TO	B	S	M
at South Florida	DNP	-	-	-	-	-	-	-	-	-	-	-
Lyon College	2-2	0-0	1-1	0/1	1	1	5	0	1	0	0	10
at Evansville	DNP	-	-	-	-	-	-	-	-	-	-	-
at Bradley	DNP	-	-	-	-	-	-	-	-	-	-	-
William Woods	DNP	-	-	-	-	-	-	-	-	-	-	-
vs. Boston	DNP	-	-	-	-	-	-	-	-	-	-	-
vs. UC Davis	DNP	-	-	-	-	-	-	-	-	-	-	-
at Milwaukee	DNP	-	-	-	-	-	-	-	-	-	-	-
at Missouri	DNP	-	-	-	-	-	-	-	-	-	-	-
Purdue Fort Wayne	0-0	0-0	0-0	0/0	0	0	0	0	0	0	0	1
at Arkansas State	DNP	-	-	-	-	-	-	-	-	-	-	-
at Iowa	0-0	0-0	1-2	0/0	0	0	1	0	0	0	0	5
Southern Illinois	DNP	-	-	-	-	-	-	-	-	-	-	-
at Southern Indiana	DNP	-	-	-	-	-	-	-	-	-	-	-
SIU Edwardsville	DNP	-	-	-	-	-	-	-	-	-	-	-
at UT Martin	DNP	-	-	-	-	-	-	-	-	-	-	-
at Little Rock	DNP	-	-	-	-	-	-	-	-	-	-	-
Lindenwood	0-0	0-0	0-0	0/1	1	2	0	0	0	0	0	2
at Morehead State	2-3	0-0	0-0	0/0	0	3	4	0	1	3	0	13
UT Martin	DNP	-	-	-	-	-	-	-	-	-	-	-
Tennessee Tech	DNP	-	-	-	-	-	-	-	-	-	-	-
Tennessee State	DNP	-	-	-	-	-	-	-	-	-	-	-
at Eastern Illinois	DNP	-	-	-	-	-	-	-	-	-	-	-
Little Rock	DNP	-	-	-	-	-	-	-	-	-	-	-
at Tennessee Tech	DNP	-	-	-	-	-	-	-	-	-	-	-
at Tennessee State	0-0	0-0	0-0	0/0	0	0	0	0	0	0	0	3
Morehead State	DNP	-	-	-	-	-	-	-	-	-	-	-
Eastern Illinois	4-4	0-0	0-0	0/0	0	1	8	0	0	0	0	7
Southern Indiana	DNP	-	-	-	-	-	-	-	-	-	-	-
at Lindenwood	DNP	-	-	-	-	-	-	-	-	-	-	-
at SIU Edwardsville	0-0	0-0	0-0	0/1	1	1	0	0	0	0	0	5
vs. Lindenwood	0-0	0-0	0-0	0/0	0	0	0	0	0	0	0	1
vs. Tennessee State	DNP	-	-	-	-	-	-	-	-	-	-	-
vs. Morehead State	DNP	-	-	-	-	-	-	-	-	-	-	-
vs. Tennessee Tech	DNP	-	-	-	-	-	-	-	-	-	-	-
Totals	8-9	0-0	2-3	0/3	3	8	18	0	2	3	0	47

• - Game Started

### 2022-23 Season/Career-Highs

Points .....	8	vs. Eastern Illinois (2/16/23)
Total Rebounds .....	1	2x, last vs. Lindenwood (1/12/23)
Offensive .....	-	
Defensive .....	1	3x, last at SIU Edwardsville (2/25/23)
FG Made .....	4	vs. Eastern Illinois (2/16/23)
FG Attempted .....	4	vs. Eastern Illinois (2/16/23)
3-Point FG Made .....	-	
3-Point FG Attempted .....	-	
FT Made .....	1	2x, last at Iowa (12/17/22)
FT Attempted .....	2	at Iowa (12/17/22)
Assists .....	-	
Blocks .....	3	at Morehead State (1/14/23)
Steals .....	-	
Minutes .....	13	at Morehead State (1/14/23)

### Hanback's Career Statistics at Southeast Missouri

Overall																		
Season	G-GS	Min	Avg	FG-FGA	Pct	3FG-3FGA	Pct	FT-FTA	Pct	Off	Def	Tot	Avg	PF	FO	A	TO	Blk
2022-23	9-0	47	5.2	8-9	.889	0-0	.000	2-3	.667	0	3	3	0.3	8	0	0	2	3
Ohio Valley Conference Games Only																		
Season	G-GS	Min	Avg	FG-FGA	Pct	3FG-3FGA	Pct	FT-FTA	Pct	Off	Def	Tot	Avg	PF	FO	A	TO	Blk
2022-23	5-0	30	6.0	6-7	.857	0-0	.000	0-0	.000	0	2	2	0.4	7	0	0	1	3



# 5 Guard CHRIS HARRIS

R-Sr. // 6-3 // 205 // Antioch, Ill. // John A. Logan College



## REDHAWK BASKETBALL

2022-23 Preseason All-Ohio Valley Conference selection...Became the 25th member of SEMO's 1,000-point club...OVC Tournament MVP...Second-Team All-OVC.

// **2022-23:** Ranks second on the team in scoring with 15.4 points per game through 34 games and 32 starts...Made 60 three-pointers, second-most on the team...Led Southeast Missouri with 16 points in its season-opening win at South Florida (11/7)...Made a near-perfect 6-of-7 free throws and logged 38 minutes against the Bulls...Scored 14 points to lead four players in double figures at Evansville (11/16)...Buried a 3-pointer in 32 games...Posted double-digit points 26 times...Missed his only game of the season vs. Purdue Fort Wayne (12/7) due to illness...Had a season-best 23 points at Morehead State (1/14)...Scored 19 points at both Iowa (12/17) and vs. Southern Illinois (12/21)...Ranks third on the team with 66 assists...Scored a career-best 36 points at Lindenwood (2/23)...Averaged 20.3 points per game in four starts at the OVC Tournament...Scored 29 vs. Tennessee State (3/2) and 26 in the title game vs. Tennessee Tech (3/4).

### 2022-23 Season-Highs

Points.....	36	at Lindenwood (2/23/23)
Total Rebounds.....	12	vs. Tennessee State (3/2/23)
Offensive.....	3	at Little Rock (1/7/23)
Defensive.....	12	vs. Tennessee State (3/2/23)
FG Made.....	11	at Lindenwood (2/23/23)
FG Attempted.....	19	vs. Tennessee Tech (3/4/23)
3-Point FG Made.....	5	vs. Southern Illinois (12/21/22)
3-Point FG Attempted.....	10	vs. Tennessee Tech (1/21/23)
FT Made.....	16	vs. Tennessee State (3/2/23)
FT Attempted.....	18	2x, last vs. Tennessee State (3/2/23)
Assists.....	4	3x, last at SIU Edwardsville (2/25/23)
Blocks.....	2	at Little Rock (1/7/23)
Steals.....	3	2x, last vs. Tennessee State (1/26/23)
Minutes.....	46	vs. Tennessee Tech (1/21/23)

### Career-Highs

Points.....	36	at Lindenwood (2/23/23)
Total Rebounds.....	12	vs. Tennessee State (3/2/23)
Offensive.....	3	at Little Rock (1/7/23)
Defensive.....	12	vs. Tennessee State (3/2/23)
FG Made.....	11	at Lindenwood (2/23/23)
FG Attempted.....	19	vs. Tennessee Tech (3/4/23)
3-Point FG Made.....	5	vs. Southern Illinois (12/21/22)
3-Point FG Attempted.....	10	2x, last vs. Tennessee Tech (1/21/23)
FT Made.....	16	vs. Tennessee State (3/2/23)
FT Attempted.....	18	2x, last vs. Tennessee State (3/2/23)
Assists.....	9	at Eastern Illinois (2/25/21)
Blocks.....	2	3x, at Little Rock (1/7/23)
Steals.....	4	vs. Eastern Kentucky (2/22/21)
Minutes.....	46	vs. Tennessee Tech (1/21/23)

### Harris' Game-by-Game Statistics

2022-23	FG	3P	FT	O/D	REB	F	PTS	A	TO	B	S	M
at South Florida*	4-16	2-7	6-7	1/5	6	3	16	2	4	0	1	38
Lyon College*	1-8	1-6	4-5	2/2	4	1	7	1	1	0	2	25
at Evansville*	5-11	2-4	2-2	1/5	6	2	14	3	6	0	1	33
at Bradley*	4-15	3-8	3-4	0/5	5	1	14	2	1	0	1	38
William Woods*	2-9	1-6	3-5	0/2	2	0	8	3	1	0	1	27
vs. Boston*	3-12	1-4	5-7	1/6	7	1	12	2	4	1	0	30
vs. UC Davis*	4-11	1-3	7-10	1/6	7	1	16	3	5	0	3	30
at Milwaukee*	1-11	1-7	3-3	0/1	1	1	6	3	2	0	0	29
at Missouri*	3-6	2-4	0-0	0/2	2	0	8	0	3	0	0	19
Purdue Fort Wayne	DNP	-	-	-	-	-	-	-	-	-	-	-
at Arkansas State	4-7	1-3	1-2	0/0	0	1	10	3	1	0	0	23
at Iowa	8-13	2-4	1-1	0/1	1	2	19	3	1	0	1	22
Southern Illinois*	6-13	5-8	2-3	0/2	2	3	19	3	2	0	1	35
at Southern Indiana*	5-9	3-6	3-5	0/9	9	2	16	3	1	0	2	33
SIU Edwardsville*	3-6	2-5	6-8	0/4	4	3	14	1	0	0	0	25
at UT Martin*	4-14	3-9	1-1	0/3	3	0	12	4	0	0	1	29
at Little Rock*	7-13	2-4	0-0	3/4	7	0	16	2	2	2	2	33
Lindenwood*	3-8	1-4	6-9	0/3	3	1	13	3	1	0	2	24
at Morehead State*	6-9	2-4	9-9	0/4	4	2	23	1	2	0	0	35
UT Martin*	4-17	1-5	7-9	1/1	2	1	16	2	2	0	1	31
Tennessee Tech*	8-17	4-10	3-4	0/11	11	0	23	0	0	0	1	46
Tennessee State*	3-12	1-6	3-4	0/5	5	2	10	4	4	0	3	33
at Eastern Illinois*	1-4	1-3	3-3	0/4	4	1	6	2	6	0	1	26
Little Rock*	5-12	4-7	2-2	0/2	2	2	16	0	0	0	0	36
at Tennessee Tech*	6-13	4-7	5-6	1/8	9	1	21	0	1	0	1	30
at Tennessee State*	4-13	1-8	6-9	1/5	6	1	15	0	1	0	1	34
Morehead State*	2-10	1-4	4-6	0/3	3	2	9	1	2	0	1	27
Eastern Illinois*	2-13	0-9	2-2	0/5	5	0	6	2	1	0	1	31
Southern Indiana*	4-14	1-4	11-13	0/2	2	2	20	0	1	0	0	33
at Lindenwood*	11-13	1-3	13-18	0/4	4	4	36	1	2	0	1	45
at SIU Edwardsville*	6-15	1-6	7-10	2/4	6	1	20	4	3	0	0	34
vs. Lindenwood*	3-15	1-5	4-6	1/3	4	2	11	2	2	0	1	31
vs. Tennessee State*	5-12	3-7	16-18	0/12	12	4	29	1	4	1	1	38
vs. Morehead State*	5-13	0-4	5-8	0/7	7	0	15	3	1	0	2	38
vs. Tennessee Tech*	7-19	1-5	11-13	0/6	6	2	26	2	1	1	0	40
Totals	149-403	60-189	164-212	15/146	161	49	522	66	68	5	33	1081

• - Game Started

### Harris' Career Statistics at Southeast Missouri

Overall																			
Season	G-GS	Min	Avg	FG-FGA	Pct	3FG-3FGA	Pct	FT-FTA	Pct	Off	Def	Tot	Avg	PF	FO	A	TO	Blk	Stl
2019-20	2-0	54	27.0	9-15	.600	5-7	.714	8-10	.800	0	6	6	3.0	5	0	2	5	1	0
2020-21	26-26	786	30.2	93-262	.355	38-134	.284	97-132	.735	7	53	60	2.3	50	1	88	64	2	25
2021-22	29-6	698	24.1	83-219	.379	35-101	.347	71-93	.763	4	79	83	2.9	45	0	76	61	4	20
2022-23	34-32	1081	31.8	149-403	.370	60-189	.317	164-212	.774	15	146	161	4.7	49	0	66	68	5	33
Totals	91-64	2619	28.8	334-899	.372	138-431	.320	340-447	.761	26	284	310	3.4	149	1	232	198	12	78
Ohio Valley Conference Games Only																			
Season	G-GS	Min	Avg	FG-FGA	Pct	3FG-3FGA	Pct	FT-FTA	Pct	Off	Def	Tot	Avg	PF	FO	A	TO	Blk	Stl
2020-21	19-19	574	30.2	59-178	.331	25-95	.263	76-96	.792	4	41	45	2.4	35	0	70	46	2	23
2021-22	14-0	298	21.3	34-92	.370	22-51	.431	28-38	.737	2	36	38	2.7	18	0	34	22	2	9
2022-23	18-18	585	32.5	84-212	.396	33-104	.317	91-118	.771	8	81	89	4.9	25	0	30	29	2	18
Totals	51-37	1457	28.6	177-482	.367	80-250	.320	195-252	.774	14	158	172	3.4	78	0	134	97	6	50



## 2022-23 SOUTHEAST MISSOURI BASKETBALL NOTES

### PLAYER PROFILES



**10** **Center**  
**DAVID**  
**IDADA**

Fr. // 7-0 // 250 // Barendrecht, Netherlands // Golden State Prep



**REDHAWK BASKETBALL**

// **2022-23:** Will not play the 2022-23 season due to NCAA Division I regulations.

#### Idada's Game-by-Game Statistics

2022-23	FG	3P	FT	O/D	REB	F	PTS	A	TO	B	S	M
at South Florida	DNP	-	-	-	-	-	-	-	-	-	-	-
Lyon College	DNP	-	-	-	-	-	-	-	-	-	-	-
at Evansville	DNP	-	-	-	-	-	-	-	-	-	-	-
at Bradley	DNP	-	-	-	-	-	-	-	-	-	-	-
William Woods	DNP	-	-	-	-	-	-	-	-	-	-	-
vs. Boston	DNP	-	-	-	-	-	-	-	-	-	-	-
vs. UC Davis	DNP	-	-	-	-	-	-	-	-	-	-	-
at Milwaukee	DNP	-	-	-	-	-	-	-	-	-	-	-
at Missouri	DNP	-	-	-	-	-	-	-	-	-	-	-
Purdue Fort Wayne	DNP	-	-	-	-	-	-	-	-	-	-	-
at Arkansas State	DNP	-	-	-	-	-	-	-	-	-	-	-
at Iowa	DNP	-	-	-	-	-	-	-	-	-	-	-
Southern Illinois	DNP	-	-	-	-	-	-	-	-	-	-	-
at Southern Indiana	DNP	-	-	-	-	-	-	-	-	-	-	-
SIU Edwardsville	DNP	-	-	-	-	-	-	-	-	-	-	-
at UT Martin	DNP	-	-	-	-	-	-	-	-	-	-	-
at Little Rock	DNP	-	-	-	-	-	-	-	-	-	-	-
Lindenwood	DNP	-	-	-	-	-	-	-	-	-	-	-
at Morehead State	DNP	-	-	-	-	-	-	-	-	-	-	-
UT Martin	DNP	-	-	-	-	-	-	-	-	-	-	-
Tennessee Tech	DNP	-	-	-	-	-	-	-	-	-	-	-
Tennessee State	DNP	-	-	-	-	-	-	-	-	-	-	-
at Eastern Illinois	DNP	-	-	-	-	-	-	-	-	-	-	-
Little Rock	DNP	-	-	-	-	-	-	-	-	-	-	-
at Tennessee Tech	DNP	-	-	-	-	-	-	-	-	-	-	-
at Tennessee State	DNP	-	-	-	-	-	-	-	-	-	-	-
Morehead State	DNP	-	-	-	-	-	-	-	-	-	-	-
Eastern Illinois	DNP	-	-	-	-	-	-	-	-	-	-	-
Southern Indiana	DNP	-	-	-	-	-	-	-	-	-	-	-
at Lindenwood	DNP	-	-	-	-	-	-	-	-	-	-	-
at SIU Edwardsville	DNP	-	-	-	-	-	-	-	-	-	-	-
vs. Lindenwood	DNP	-	-	-	-	-	-	-	-	-	-	-
vs. Tennessee State	DNP	-	-	-	-	-	-	-	-	-	-	-
vs. Morehead State	DNP	-	-	-	-	-	-	-	-	-	-	-
vs. Tennessee Tech	DNP	-	-	-	-	-	-	-	-	-	-	-
Totals	0-0	0-0	0-0	0/0	0	0	0	0	0	0	0	0

• - Game Started

#### 2022-23 Season/Career-Highs

Points .....	-
Total Rebounds .....	-
Offensive .....	-
Defensive .....	-
FG Made .....	-
FG Attempted .....	-
3-Point FG Made .....	-
3-Point FG Attempted .....	-
FT Made .....	-
FT Attempted .....	-
Assists .....	-
Blocks .....	-
Steals .....	-
Minutes .....	-

#### Idada's Career Statistics at Southeast Missouri

Season	G-GS	Min	Avg	FG-FGA	Pct	3FG-3FGA	Pct	FT-FTA	Pct	Off	Def	Tot	Avg	PF	FO	A	TO	Blk	Stl	Pts	Avg
2022-23																					
Overall																					
Season	G-GS	Min	Avg	FG-FGA	Pct	3FG-3FGA	Pct	FT-FTA	Pct	Off	Def	Tot	Avg	PF	FO	A	TO	Blk	Stl	Pts	Avg
2022-23																					
Ohio Valley Conference Games Only																					







# 14

Forward

# NATE JOHNSON

Sr. // 6-9 // 250 // Broward County, Fla. // Seminole State College



REDHAWK BASKETBALL

**// 2022-23:** Averages 6.5 points and 3.6 rebounds in 35 starts...Finished with three points and one rebound in his first career start at South Florida (11/7)... Played 20 minutes in that game...Had eight points and six rebounds vs. Lyon College (11/12)...Posted a season-best 13 points and seven rebounds vs. William Woods (11/22)...Only Redhawk who started every game...Scored nine points vs. SIU Edwardsville (12/31)...Played a career-high 28 minutes at Little Rock (1/7)...Posted 10 points for his second double-digit scoring game at Morehead State (1/14)...Had a season-high five defensive rebounds vs. Morehead State (2/11)...Finished with 10 points vs. Eastern Illinois (2/16)... Scored a career-high 17 points in the Redhawks quarterfinal win over Tennessee State (3/2).

### Johnson's Game-by-Game Statistics

2022-23	FG	3P	FT	O/D	REB	F	PTS	A	TO	B	S	M
at South Florida*	1-3	0-0	1-2	0/1	1	0	3	0	0	0	0	20
Lyon College*	4-6	0-0	0-0	4/2	6	4	8	0	3	1	0	12
at Evansville*	2-4	0-1	0-0	1/3	4	5	4	0	0	0	0	16
at Bradley*	1-2	0-0	0-2	0/0	0	2	2	0	1	0	1	12
William Woods*	5-9	0-0	3-3	3/4	7	2	13	1	2	0	0	18
vs. Boston*	3-7	0-0	1-2	2/3	5	3	7	0	0	0	0	28
vs. UC Davis*	2-3	0-0	0-0	4/3	7	2	4	0	2	1	0	20
at Milwaukee*	0-3	0-0	0-0	0/1	1	2	0	0	1	1	0	8
at Missouri*	3-5	0-0	0-0	2/2	4	2	6	1	1	1	1	14
Purdue Fort Wayne*	3-3	0-0	0-0	0/3	3	3	6	1	0	0	0	17
at Arkansas State*	0-2	0-0	2-4	0/4	4	5	2	1	1	0	0	17
at Iowa*	3-5	0-0	0-0	1/0	1	5	6	1	1	0	0	15
Southern Illinois*	1-2	0-0	0-0	1/1	2	3	2	1	1	1	0	19
at Southern Indiana*	3-4	0-0	2-2	1/1	2	3	8	1	3	2	0	17
SIU Edwardsville*	3-4	0-0	3-6	1/0	1	4	9	1	0	0	0	16
at UT Martin*	3-4	0-0	1-2	1/4	5	1	7	0	0	0	0	21
at Little Rock*	4-6	0-0	0-0	3/4	7	3	8	0	3	1	0	28
Lindenwood*	4-6	0-0	0-2	1/2	3	3	8	2	0	1	1	21
at Morehead State*	5-5	0-0	0-0	0/3	3	4	10	1	0	1	1	21
UT Martin*	3-4	0-0	3-4	4/0	4	3	9	0	2	2	0	22
Tennessee Tech*	4-4	0-0	0-2	2/0	2	4	8	1	1	1	0	23
Tennessee State*	2-3	0-0	2-2	3/0	3	2	6	1	0	0	0	24
at Eastern Illinois*	3-3	0-0	0-0	1/1	2	4	6	2	0	1	2	20
Little Rock*	0-1	0-0	2-2	1/0	1	2	2	0	0	2	0	13
at Tennessee Tech*	3-4	0-0	2-2	2/3	5	4	8	1	2	4	0	22
at Tennessee State*	2-3	0-0	0-1	1/2	3	5	4	0	3	1	0	14
Morehead State*	2-2	0-0	1-2	1/5	6	4	5	0	1	0	1	18
Eastern Illinois*	5-5	0-0	0-0	2/0	2	4	10	0	0	1	0	14
Southern Indiana*	1-3	0-0	3-4	3/2	5	3	5	2	0	3	1	26
at Lindenwood*	4-7	0-0	2-4	4/2	6	5	10	0	1	1	0	27
at SIU Edwardsville*	1-3	0-0	1-3	3/1	4	0	3	0	1	1	1	15
vs. Lindenwood*	3-8	0-0	1-2	4/3	6	4	7	0	0	0	0	18
vs. Tennessee State*	7-7	0-0	3-4	2/0	2	4	17	0	0	3	0	24
vs. Morehead State*	2-3	0-0	0-0	1/2	3	3	4	0	0	0	1	16
vs. Tennessee Tech*	4-5	0-0	1-2	3/3	6	4	9	3	2	1	0	27
Totals	96-148	0-1	34-59	62/64	126	111	226	21	32	31	10	663

• - Game Started

### 2022-23 Season-Highs

Points	17
Total Rebounds	7
Offensive	4
Defensive	5
FG Made	7
FG Attempted	9
3-Point FG Made	-
3-Point FG Attempted	1
FT Made	3
FT Attempted	6
Assists	3
Blocks	4
Steals	2
Minutes	28

### Career-Highs

Points	17
Total Rebounds	7
Offensive	4
Defensive	5
FG Made	7
FG Attempted	10
3-Point FG Made	-
3-Point FG Attempted	1
FT Made	4
FT Attempted	6
Assists	3
Blocks	4
Steals	2
Minutes	28

vs. Tennessee State (3/2/23)
2x, last at Little Rock (1/7/23)
5x, last vs. Lindenwood (3/1/23)
vs. Morehead State (2/11/23)
vs. Tennessee State (3/2/23)
vs. William Woods (11/22/22)
-
at Evansville (11/16/22)
5x, last vs. Tennessee State (3/2/23)
vs. SIU Edwardsville (12/31/22)
vs. Tennessee Tech (3/4/23)
at Tennessee Tech (2/4/23)
at Eastern Illinois (1/28/23)
at Little Rock (1/7/23)
-
vs. Tennessee State (3/2/23)
2x, last at Little Rock (1/7/23)
5x, last vs. Lindenwood (3/1/23)
vs. Morehead State (2/11/23)
2x, last vs. Tennessee State (3/2/23)
at Eastern Illinois (2/25/21)
-
at Evansville (11/16/22)
at California Baptist (12/21/21)
vs. SIU Edwardsville (12/31/22)
vs. Tennessee Tech (3/4/23)
at Tennessee Tech (2/4/23)
2x, last at Eastern Illinois (1/28/23)
at Little Rock (1/7/23)

### Johnson's Career Statistics at Southeast Missouri

Overall

Season	G-GS	Min	Avg	FG-FGA	Pct	3FG-3FGA	Pct	FT-FTA	Pct	Off	Def	Tot	Avg	PF	FO	A	TO	Blk	Stl	Pts	Avg
2020-21	25-0	224	9.0	28-54	.519	0-0	.000	9-22	.409	20	32	52	2.1	33	0	8	17	10	4	65	2.6
2021-22	11-0	111	10.1	24-35	.686	0-0	.000	6-12	.500	8	9	17	1.5	22	0	2	12	4	3	54	4.9
2022-23	35-35	663	18.9	96-148	.649	0-1	.000	34-59	.576	62	64	126	3.6	111	5	21	32	31	10	226	6.5
Totals	71-35	998	14.1	148-237	.624	0-1	.000	49-93	.527	90	105	195	2.7	166	5	31	61	45	17	345	4.9

Ohio Valley Conference Games Only

Season	G-GS	Min	Avg	FG-FGA	Pct	3FG-3FGA	Pct	FT-FTA	Pct	Off	Def	Tot	Avg	PF	FO	A	TO	Blk	Stl	Pts	Avg
2020-21	18-0	149	8.3	21-41	.512	0-0	.000	7-19	.368	11	22	33	1.8	24	0	3	14	7	4	49	2.7
2021-22	1-0	7	7.0	2-2	1.000	0-0	.000	1-2	.500	0	0	0	0.0	3	0	0	0	0	0	5	5.0
2022-23	18-18	362	20.1	52-71	.732	0-0	.000	22-38	.579	34	30	64	3.6	58	2	12	17	22	7	126	7.0
Totals	37-18	518	14.0	75-114	.658	0-0	.000	30-59	.508	45	52	97	2.6	85	2	15	31	29	11	180	4.9



## 2022-23 SOUTHEAST MISSOURI BASKETBALL NOTES

### PLAYER PROFILES



**4** Forward  
**ADAM LARSON**

R-Fr. // 6-9 // 180 // Fennimore, Wis. // Fennimore H.S.



## REDHAWK BASKETBALL

**// 2022-23:** Is averaging five points and 1.7 rebounds in 33 games and three starts...Scored a career-high 19 points and made five 3-pointers at Arkansas State (12/14), just his second career start...Registered 12 points in his first career start vs. William Woods (11/22)...Dropped in a pair of 3-pointers and added four rebounds in 24 minutes during his first career Division I game at South Florida (11/7)...Finished with eight points in 21 minutes vs. Lyon College (11/12)...Pitched in 12 points and made a season-high three 3-pointers vs. UC Davis (11/27)...Missed two games vs. Purdue Fort Wayne (12/7) and Southern Illinois (12/21) due to illness...Ranks third on the team with 36 three-pointers...Dropped in 11 points and made three 3-pointers vs. Lindenwood (1/12)...Drained three 3-pointers, scored 11 points and had three blocks at Eastern Illinois (1/28)...Followed that up with nine points on three more 3-pointers vs. Little Rock (2/2).

### Larson's Game-by-Game Statistics

2022-23	FG	3P	FT	O/D	REB	F	PTS	A	TO	B	S	M
at South Florida	2-4	2-4	0-0	1/3	4	2	6	0	0	1	0	24
Lyon College	4-9	0-4	0-2	3/1	4	4	8	0	0	0	1	21
at Evansville	2-5	1-4	2-2	0/3	3	3	7	1	0	1	0	24
at Bradley	2-5	1-3	0-0	0/3	3	4	5	0	0	0	0	24
William Woods*	3-5	1-2	5-7	1/2	3	1	12	0	0	1	0	20
vs. Boston	1-2	1-2	0-0	0/0	0	0	3	0	1	0	0	8
vs. UC Davis	4-6	3-4	0-2	0/3	3	2	11	0	0	1	0	18
at Milwaukee	3-6	1-4	0-0	0/1	1	1	7	0	0	0	0	14
at Missouri	1-2	1-2	0-0	0/0	0	1	3	0	0	0	0	11
Purdue Fort Wayne	DNP	-	-	-	-	-	-	-	-	-	-	-
at Arkansas State*	5-8	5-8	4-4	1/1	2	2	19	0	0	0	0	27
at Iowa*	1-6	1-5	2-2	0/4	4	1	5	0	1	0	0	25
Southern Illinois	DNP	-	-	-	-	-	-	-	-	-	-	-
at Southern Indiana	3-6	2-5	0-0	0/1	1	0	8	1	1	0	0	12
SIU Edwardsville	3-4	2-3	0-0	0/0	0	1	8	0	0	0	0	12
at UT Martin	0-2	0-2	0-2	0/0	0	1	0	0	0	0	0	10
at Little Rock	0-3	0-3	0-0	0/0	0	0	0	0	0	0	0	6
Lindenwood	4-5	3-4	0-0	0/1	1	0	11	0	1	1	0	11
at Morehead State	0-3	0-3	0-0	0/0	0	1	0	0	0	0	0	10
UT Martin	0-1	0-1	0-0	0/1	1	1	0	0	1	0	0	14
Tennessee Tech	2-4	1-2	0-0	0/2	2	1	5	0	0	0	0	6
Tennessee State	3-5	2-3	0-0	0/2	2	2	8	0	0	1	0	11
at Eastern Illinois	4-10	3-7	0-0	1/3	4	2	11	1	0	3	1	21
Little Rock	3-7	3-6	0-0	0/1	1	4	9	0	1	1	1	10
at Tennessee Tech	0-1	0-1	0-0	0/2	2	1	0	0	0	0	0	9
at Tennessee State	1-4	0-3	0-0	0/5	5	1	2	0	0	0	0	17
Morehead State	0-0	0-0	0-0	0/0	0	0	0	0	0	0	0	5
Eastern Illinois	0-0	0-0	0-0	0/2	2	0	0	0	1	1	2	9
Southern Indiana	3-3	2-2	0-0	1/1	2	0	8	0	0	0	0	10
at Lindenwood	0-6	0-6	0-0	0/1	1	1	0	0	0	1	0	20
at SIU Edwardsville	3-4	1-2	0-0	1/1	2	1	7	0	0	0	0	13
vs. Lindenwood	0-1	0-1	0-0	0/2	2	2	0	0	0	0	0	3
vs. Tennessee State	0-1	0-1	0-0	0/1	1	0	0	1	0	0	0	4
vs. Morehead State	0-0	0-0	0-0	0/0	0	0	0	0	0	0	0	2
vs. Tennessee Tech	0-2	0-2	2-2	0/1	1	1	2	0	0	1	0	12
Totals	57-130	36-99	15-23	9/48	57	41	165	4	7	12	5	443

\* - Game Started

### 2022-23 Season/Career-Highs

Points .....	19	at Arkansas State (12/14/22)
Total Rebounds .....	5	at Tennessee State (2/9/23)
Offensive .....	3	vs. Lyon College (11/12/22)
Defensive .....	5	at Tennessee State (2/9/23)
FG Made .....	5	at Arkansas State (12/14/22)
FG Attempted .....	10	at Eastern Illinois (1/28/23)
3-Point FG Made .....	5	at Arkansas State (12/14/22)
3-Point FG Attempted .....	8	at Arkansas State (12/14/22)
FT Made .....	5	vs. William Woods (11/22/22)
FT Attempted .....	7	vs. William Woods (11/22/22)
Assists .....	1	3x, last at Eastern Illinois (1/28/23)
Blocks .....	3	at Eastern Illinois (1/28/23)
Steals .....	1	3x, last vs. Little Rock (2/2/23)
Minutes .....	27	at Arkansas State (12/14/22)

### Larson's Career Statistics at Southeast Missouri

Overall																
Season	G-GS	Min	Avg	FG-FGA	Pct	3FG-3FGA	Pct	FT-FTA	Pct	Off	Def	Tot	Avg	PF	FO	A
2021-22	-	Redshirted	-	-	-	-	-	-	-	-	-	-	-	-	-	-
2022-23	33-3	443	13.4	57-130	.438	36-99	.364	15-23	.652	9	48	57	1.7	41	0	4
Totals	33-3	443	13.4	57-130	.438	36-99	.364	15-23	.652	9	48	57	1.7	41	0	4
Ohio Valley Conference Games Only																
Season	G-GS	Min	Avg	FG-FGA	Pct	3FG-3FGA	Pct	FT-FTA	Pct	Off	Def	Tot	Avg	PF	FO	A
2021-22	-	Redshirted	-	-	-	-	-	-	-	-	-	-	-	-	-	-
2022-23	18-0	206	11.4	29-68	.426	19-53	.358	0-2	.000	3	23	26	1.4	17	0	2
Totals	18-0	206	11.4	29-68	.426	19-53	.358	0-2	.000	3	23	26	1.4	17	0	2





# 15

Forward

# JOSH MITCHELL

So. // 6-8 // 215 // Tupelo, Miss. // Northeast Mississippi CC





REDHAWK BASKETBALL

**// 2022-23:** Saw action in 16 games off the bench...Played two minutes off the bench in his first career game vs. Lyon College (11/12)...Scored his first point at Bradley (11/19)...Turned in a double-double 14 points and 10 rebounds vs. William Woods (11/22)...Had four dunks in that game...Pitched in six points at Milwaukee (11/28).

#### Mitchell's Game-by-Game Statistics

2022-23	FG	3P	FT	O/D	REB	F	PTS	A	TO	B	S	M
at South Florida	DNP	-	-	-	-	-	-	-	-	-	-	-
Lyon College	0-0	0-0	0-0	0/0	0	0	0	0	1	0	0	2
at Evansville	DNP	-	-	-	-	-	-	-	-	-	-	-
at Bradley	0-0	0-0	1-2	0/0	0	0	1	0	1	0	0	1
William Woods	6-8	0-0	2-4	5/5	10	1	14	2	0	1	0	22
vs. Boston	1-1	0-0	0-0	0/0	0	1	2	0	0	0	0	11
vs. UC Davis	0-0	0-0	0-0	0/1	1	0	0	0	0	0	1	6
at Milwaukee	2-4	0-0	2-4	0/2	2	4	6	0	0	2	1	18
at Missouri	DNP	-	-	-	-	-	-	-	-	-	-	-
Purdue Fort Wayne	0-1	0-0	0-0	0/1	1	1	0	0	0	0	0	4
at Arkansas State	DNP	-	-	-	-	-	-	-	-	-	-	-
at Iowa	0-0	0-0	0-0	0/0	0	2	0	0	0	0	0	2
Southern Illinois	DNP	-	-	-	-	-	-	-	-	-	-	-
at Southern Indiana	0-0	0-0	0-0	0/0	0	0	0	0	0	0	0	1
SIU Edwardsville	DNP	-	-	-	-	-	-	-	-	-	-	-
at UT Martin	2-2	0-0	1-2	1/0	1	1	5	0	0	0	0	9
at Little Rock	DNP	-	-	-	-	-	-	-	-	-	-	-
Lindenwood	1-2	0-0	0-0	1/2	3	4	2	0	2	0	0	13
at Morehead State	1-1	0-0	0-0	0/0	0	3	2	0	1	0	0	3
UT Martin	DNP	-	-	-	-	-	-	-	-	-	-	-
Tennessee Tech	1-2	0-0	0-0	0/0	0	0	2	0	1	0	0	2
Tennessee State	DNP	-	-	-	-	-	-	-	-	-	-	-
at Eastern Illinois	DNP	-	-	-	-	-	-	-	-	-	-	-
Little Rock	DNP	-	-	-	-	-	-	-	-	-	-	-
at Tennessee Tech	0-0	0-0	0-0	0/0	0	0	0	0	0	0	0	1
at Tennessee State	0-0	0-0	0-0	0/1	1	1	0	0	1	0	0	3
Morehead State	0-0	0-0	0-0	0/0	0	2	0	0	0	0	0	2
Eastern Illinois	DNP	-	-	-	-	-	-	-	-	-	-	-
Southern Indiana	DNP	-	-	-	-	-	-	-	-	-	-	-
at Lindenwood	DNP	-	-	-	-	-	-	-	-	-	-	-
at SIU Edwardsville	DNP	-	-	-	-	-	-	-	-	-	-	-
vs. Lindenwood	DNP	-	-	-	-	-	-	-	-	-	-	-
vs. Tennessee State	DNP	-	-	-	-	-	-	-	-	-	-	-
vs. Morehead State	DNP	-	-	-	-	-	-	-	-	-	-	-
vs. Tennessee Tech	DNP	-	-	-	-	-	-	-	-	-	-	-
Totals	14-21	0-0	6-12	7/12	19	20	34	2	7	3	2	100

• - Game Started

#### 2022-23 Season/Career-Highs

Points .....	14	vs. William Woods (11/22/22)
Total Rebounds .....	10	vs. William Woods (11/22/22)
Offensive .....	5	vs. William Woods (11/22/22)
Defensive .....	5	vs. William Woods (11/22/22)
FG Made .....	6	vs. William Woods (11/22/22)
FG Attempted .....	8	vs. William Woods (11/22/22)
3-Point FG Made .....	-	-
3-Point FG Attempted .....	-	-
FT Made .....	2	2x, last at Milwaukee (11/28/22)
FT Attempted .....	4	2x, last at Milwaukee (11/28/22)
Assists .....	2	vs. William Woods (11/22/22)
Blocks .....	2	at Milwaukee (11/28/22)
Steals .....	1	2x, last at Milwaukee (11/28/22)
Minutes .....	22	vs. William Woods (11/22/22)

#### Mitchell's Career Statistics at Southeast Missouri

Overall																			
Season	G-GS	Min	Avg	FG-FGA	Pct	3FG-3FGA	Pct	FT-FTA	Pct	Off	Def	Tot	Avg	PE	FO	A	TO	Blk	Stl
2022-23	16-0	100	6.3	14-21	.667	0-0	.000	6-12	.500	7	12	19	1.2	20	0	2	7	3	2
Ohio Valley Conference Games Only																			
Season	G-GS	Min	Avg	FG-FGA	Pct	3FG-3FGA	Pct	FT-FTA	Pct	Off	Def	Tot	Avg	PE	FO	A	TO	Blk	Stl
2022-23	8-0	34	4.3	5-7	.714	0-0	.000	1-2	.500	2	3	5	0.6	11	0	0	5	0	0



# 2022-23 SOUTHEAST MISSOURI BASKETBALL NOTES

## PLAYER PROFILES



# 1 Guard PHILLIP RUSSELL

So. // 5-10 // 265 // St. Louis, Mo. // Saint Louis University



## REDHAWK BASKETBALL

2022-23 Preseason All-Ohio Valley Conference selection...First-Team All-OVC and OVC All-Tournament Team selection...Went over 1,000 career points.

**// 2022-23:** Ranks second in the OVC in scoring with 18.2 points per game...Made a team-high 80 three-pointers in 33 starts...Also tops the team with 164 assists and ranks first with 49 steals...Notched 11 points and made a huge 3-pointer with 29 seconds left that held up big in the Redhawks season-opening win at South Florida (11/7)...Matched a career-high six 3-pointers and scored a season-high 28 points at UT Martin (1/5)...Scored double figures in 32 of the 33 games he played...Scored 20 or more points 11 times...Tied SEMO's NCAA single-game scoring record twice with 37 points at Morehead State (1/14) and vs. Little Rock (2/2)...Dropped in 30 points and had nine assists vs. Tennessee State (1/26)...Is second in the OVC in assists (5.1 app)...Named OVC Player of the Week twice (1/16, 2/6)...Missed his two starts vs. UT Martin (1/19, due to ankle injury) and at Lindenwood (2/23, suspension determined by OVC)...Scored 21 points and had the final seven points of the game in the Redhawks OVC Championship win vs. Tennessee Tech (3/4)...Also went over 1,000 career points that game.

### 2022-23 Season-Highs

Points	37	2x, last vs. Little Rock (2/2/23)
Total Rebounds	6	4x, last vs. Tennessee State (3/2/23)
Offensive	2	4x, last vs. Southern Indiana (2/18/23)
Defensive	6	2x, last vs. Boston (11/26/22)
FG Made	11	at Morehead State (1/14/23)
FG Attempted	20	4x, last vs. Lindenwood (3/1/23)
3-Point FG Made	6	at UT Martin (1/5/23)
3-Point FG Attempted	13	at UT Martin (1/5/23)
FT Made	15	vs. Little Rock (2/2/23)
FT Attempted	18	vs. Little Rock (2/2/23)
Assists	10	vs. Little Rock (2/2/23)
Blocks	1	3x, last vs. Tennessee Tech (3/4/23)
Steals	5	2x, last vs. Lindenwood (3/1/23)
Minutes	45	vs. Tennessee Tech (1/21/23)

### Career-Highs

Points	37	at Morehead State (1/14/23)
Total Rebounds	10	at SIU Edwardsville (2/7/22)
Offensive	3	at California Baptist (12/21/21)
Defensive	8	at SIU Edwardsville (2/7/22)
FG Made	10	3x, last at Morehead State (1/14/23)
FG Attempted	20	5x, last vs. Lindenwood (3/1/23)
3-Point FG Made	6	at UT Martin (1/5/23)
3-Point FG Attempted	13	at UT Martin (1/5/23)
FT Made	15	vs. Little Rock (2/2/23)
FT Attempted	18	vs. Little Rock (2/2/23)
Assists	10	vs. Little Rock (2/2/23)
Blocks	1	4x, last vs. Tennessee Tech (3/4/23)
Steals	5	3x, last vs. Lindenwood (3/1/23)
Minutes	45	vs. Tennessee Tech (1/21/23)

### Russell's Game-by-Game Statistics

2022-23	FG	3P	FT	O/D	REB	E	PTS	A	TO	B	S	M
at South Florida*	3-11	3-9	2-3	1/1	2	4	11	3	2	0	2	26
Lyon College*	9-18	5-12	0-0	0/3	3	1	23	4	2	0	5	25
at Evansville*	3-11	1-6	4-4	0/6	6	3	11	2	6	0	1	28
at Bradley*	3-9	1-4	6-6	2/1	3	5	13	7	3	0	2	31
William Woods*	3-6	1-4	4-4	1/2	3	0	11	8	4	0	0	30
vs. Boston*	6-15	4-9	5-6	0/6	6	3	21	3	0	0	0	27
vs. UC Davis*	5-14	1-5	5-5	0/0	0	5	16	4	3	0	2	35
at Milwaukee*	5-9	1-5	0-2	0/2	2	4	11	3	4	0	1	28
at Missouri*	10-17	5-9	1-2	1/2	3	3	26	7	2	0	2	37
Purdue Fort Wayne*	7-19	2-9	9-10	0/5	5	4	25	6	6	1	2	38
at Arkansas State*	3-8	1-4	6-6	0/2	2	4	13	2	4	0	0	26
at Iowa*	5-14	2-8	0-0	0/3	3	2	12	5	0	0	0	26
Southern Illinois*	5-16	3-8	4-5	1/3	4	2	17	4	4	0	1	39
at Southern Indiana*	1-4	1-2	3-4	0/3	3	5	6	2	2	0	2	23
SIU Edwardsville*	6-15	1-6	6-6	0/0	0	4	19	7	1	0	1	34
at UT Martin*	9-20	6-13	4-6	0/3	3	5	28	4	3	0	4	28
at Little Rock*	5-14	1-7	5-6	0/1	1	1	16	5	2	0	4	36
Lindenwood*	5-9	3-5	3-4	1/0	1	3	16	4	3	0	2	26
at Morehead State*	11-20	5-9	10-11	1/0	1	4	37	6	2	0	1	38
UT Martin	DNP	-	-	-	-	-	-	-	-	-	-	-
Tennessee Tech*	4-16	2-9	3-7	2/4	6	3	13	8	3	0	2	45
Tennessee State*	8-15	4-9	10-11	1/2	3	1	30	9	2	1	1	35
at Eastern Illinois*	4-8	3-7	8-10	1/1	2	5	19	6	3	0	1	27
Little Rock*	9-16	4-9	15-18	2/2	4	4	37	10	4	0	0	37
at Tennessee Tech*	8-19	4-8	9-10	0/2	2	3	29	8	4	0	0	38
at Tennessee State*	2-7	2-5	8-11	1/0	1	5	14	4	6	0	3	23
Morehead State*	7-20	2-6	4-4	2/2	4	4	20	3	2	0	0	36
Eastern Illinois*	3-6	2-5	3-5	0/0	0	3	11	7	4	0	0	37
Southern Indiana*	2-8	1-4	5-7	2/3	5	5	10	2	0	0	1	27
at Lindenwood	DNP	-	-	-	-	-	-	-	-	-	-	-
at SIU Edwardsville*	5-17	1-6	2-2	1/0	1	2	13	4	3	0	0	35
vs. Lindenwood*	7-20	0-4	5-6	1/3	4	3	19	5	2	0	5	38
vs. Tennessee State*	4-13	2-4	8-11	1/5	6	3	18	7	4	0	2	37
vs. Morehead State*	4-14	3-6	3-4	2/3	5	3	14	1	2	0	0	35
vs. Tennessee Tech*	4-11	3-5	10-12	0/2	2	4	21	4	3	1	2	36
Totals	175-439	80-221	170-208	24/72	96	110	600	164	95	3	49	1067

• - Game Started

### Russell's Career Statistics at Southeast Missouri

#### Overall

Season	G-GS	Min	Avg	FG-FGA	Pct	3FG-3FGA	Pct	FT-FTA	Pct	Off	Def	Tot	Avg	PF	FO	A	TO	Blk	Stl	Pts	Avg
2021-22	30-30	913	30.4	127-303	.419	48-143	.336	99-135	.733	26	50	76	2.5	74	2	95	65	1	37	401	13.4
2022-23	33-33	1067	32.3	175-439	.399	80-221	.362	170-208	.817	24	72	96	2.9	110	8	164	95	3	49	600	18.2
Totals	63-63	1980	31.4	302-742	.407	128-364	.352	269-343	.784	50	122	172	2.7	184	10	259	160	4	86	1001	15.9

#### Ohio Valley Conference Games Only

Season	G-GS	Min	Avg	FG-FGA	Pct	3FG-3FGA	Pct	FT-FTA	Pct	Off	Def	Tot	Avg	PF	FO	A	TO	Blk	Stl	Pts	Avg
2021-22	15-15	476	31.7	63-163	.387	20-75	.267	59-76	.776	11	27	38	2.5	34	1	57	37	0	19	205	13.7
2022-23	16-16	525	32.8	89-214	.416	42-110	.382	98-122	.803	14	23	37	2.3	57	6	89	44	1	22	318	19.9
Totals	31-31	1001	32.3	152-377	.403	62-185	.335	157-198	.793	25	50	75	2.4	91	7	146	81	1	41	523	16.9





**3** Guard  
**AQUAN SMART**  
So. // 6-3 // 175 // Evanston, Ill. // Florida International



## REDHAWK BASKETBALL

**// 2022-23:** Started 25 of 31 games...Averages 7.5 points...Contributed eight points and three rebounds in first career start at South Florida (11/7)...Made a pair of 3-pointers and added three steals in 18 minutes...Posted seven points, six assists and three steals vs. Lyon College (11/12)...Missed the William Woods (11/22) game due to the flu...Scored 12 points at Milwaukee (11/28) for his first double-digit game as a Redhawk...Missed the Purdue Fort Wayne (12/7) game with a concussion...Scored eight points in his first career Ohio Valley Conference start at Southern Indiana (12/29)...Dropped in 10 points for his second double-digit game vs. Tennessee Tech (1/21)...Scored a season-high 14 points vs. Tennessee State (1/26)...Also had a season-best six rebounds and four steals in that game...Leads the team with 43 steals...Matched his season-high with 14 points vs. both Morehead State (2/11) and Eastern Illinois (2/16)...Pitched in a career-high 22 points at Lindenwood (2/23)...Scored 11 points vs. Lindenwood (3/1) and 10 vs. Tennessee State (3/2) at the OVC Tournament...Missed the OVC Championship game due to a foot injury.

### Smart's Game-by-Game Statistics

2022-23	FG	3P	FT	O/D	REB	F	PTS	A	TO	B	S	M
at South Florida*	3-8	2-3	0-0	1/2	3	5	8	2	2	0	3	18
Lyon College*	2-6	0-3	3-4	0/2	2	2	7	6	4	0	3	27
at Evansville*	1-2	0-0	0-0	0/2	2	5	2	1	0	1	1	21
at Bradley*	3-8	1-2	0-0	0/0	0	4	7	0	3	0	1	24
William Woods	DNP	-	-	-	-	-	-	-	-	-	-	-
vs. Boston	2-3	1-1	0-0	1/1	2	1	5	2	2	0	0	17
vs. UC Davis	1-3	0-1	0-0	0/1	1	4	2	2	3	1	2	15
at Milwaukee	3-6	3-4	3-6	0/2	2	3	12	1	2	1	1	28
at Missouri	0-4	0-1	0-0	1/0	1	5	0	1	3	0	0	14
Purdue Fort Wayne	DNP	-	-	-	-	-	-	-	-	-	-	-
at Arkansas State*	2-5	0-1	1-3	0/3	3	4	5	1	2	0	0	31
at Iowa*	2-8	1-2	3-3	1/2	3	1	8	0	4	1	1	26
Southern Illinois*	2-8	1-4	4-6	1/5	6	3	9	4	3	0	3	33
at Southern Indiana*	3-5	1-2	1-4	0/2	2	4	8	2	1	1	2	19
SIU Edwardsville*	1-4	0-2	1-2	0/2	2	4	3	2	1	0	2	19
at UT Martin*	0-2	0-1	2-2	1/1	2	3	2	2	2	0	0	22
at Little Rock	DNP	-	-	-	-	-	-	-	-	-	-	-
Lindenwood	3-5	0-1	0-0	1/2	3	1	6	3	4	0	0	21
at Morehead State*	1-4	1-3	0-0	0/5	5	3	3	2	2	0	3	27
UT Martin*	3-7	0-2	2-2	0/0	0	5	8	1	3	0	1	15
Tennessee Tech*	4-9	1-5	1-2	0/6	6	2	10	1	1	2	0	42
Tennessee State*	4-12	2-5	4-5	2/4	6	3	14	4	2	1	4	33
at Eastern Illinois*	2-7	0-1	4-7	0/2	2	4	8	1	2	0	3	27
Little Rock*	1-3	0-0	0-0	0/7	7	4	2	6	1	1	1	32
at Tennessee Tech*	2-8	0-2	0-0	0/3	3	2	4	2	3	0	4	27
at Tennessee State*	1-4	0-1	1-2	0/1	1	5	3	1	1	0	0	14
Morehead State*	3-9	0-3	8-8	0/4	4	2	14	0	2	0	1	31
Eastern Illinois*	3-9	1-5	7-9	1/5	6	2	14	3	4	0	1	29
Southern Indiana	3-10	0-3	2-2	0/1	1	5	8	3	3	1	0	27
at Lindenwood*	8-14	3-4	3-6	2/6	8	5	22	4	6	0	4	42
at SIU Edwardsville*	3-10	1-4	7-7	1/1	2	4	14	3	1	1	1	26
vs. Lindenwood*	4-6	1-2	2-2	0/4	4	4	11	3	2	0	2	22
vs. Tennessee State*	2-8	0-0	6-6	1/5	6	2	10	3	3	0	3	22
vs. Morehead State*	1-4	0-1	2-2	0/2	2	3	4	2	3	0	0	23
vs. Tennessee Tech*	DNP	-	-	-	-	-	-	-	-	-	-	-
Totals	73-201	20-69	67-90	14/83	97	104	233	68	75	11	48	774

• - Game Started

### 2022-23 Season/Career-Highs

Points .....	22	at Lindenwood (2/23/23)
Total Rebounds .....	8	at Lindenwood (2/23/23)
Offensive .....	2	3x, last at Lindenwood (2/23/23)
Defensive .....	7	vs. Little Rock (2/2/23)
FG Made .....	8	at Lindenwood (2/23/23)
FG Attempted .....	14	at Lindenwood (2/23/23)
3-Point FG Made .....	3	2x, last at Lindenwood (2/23/23)
3-Point FG Attempted .....	5	2x, last vs. Eastern Illinois (2/16/23)
FT Made .....	8	vs. Morehead State (2/11/23)
FT Attempted .....	9	vs. Eastern Illinois (2/16/23)
Assists .....	6	2x, last vs. Little Rock (2/2/23)
Blocks .....	2	vs. Tennessee Tech (1/21/23)
Steals .....	4	3x, last at Lindenwood (2/23/23)
Minutes .....	42	2x, last at Lindenwood (2/23/23)

### Smart's Career Statistics at Southeast Missouri

Overall																
Season	G-GS	Min	Avg	FG-FGA	Pct	3FG-3FGA	Pct	FT-FTA	Pct	Off	Def	Tot	Avg	PF	FO	A
2022-23	31-25	774	25.0	73-201	.363	20-69	.290	67-90	.744	14	83	97	3.1	104	7	68
Ohio Valley Conference Games Only																
Season	G-GS	Min	Avg	FG-FGA	Pct	3FG-3FGA	Pct	FT-FTA	Pct	Off	Def	Tot	Avg	PF	FO	A
2022-23	17-15	453	26.6	45-122	.369	10-44	.227	43-58	.741	8	52	60	3.5	58	4	40



## 2022-23 SOUTHEAST MISSOURI BASKETBALL NOTES

### GAME SUMMARIES

#### Game 1

#### Southeast Missouri 64 South Florida 61

November 7, 2022 • Yuengling Center • Tampa, Fla.



#### TAMPA, Fla.

Chris Harris scored 16 points and Phillip Russell added 11 and

buried a huge pull up 3-pointer with 29 seconds left to lead Southeast Missouri to a 64-61 season-opening win over South Florida.

Russell, after making two free throws 37 seconds earlier, knocked down his decisive three after USF pulled to within two to give SEMO a 63-58 lead, its largest of the night.

Ryan Conwell split two free throws and Tyler Harris scored following two missed free throws by Josh Earley to cut the Redhawks lead to 63-61 with four seconds to go.

After Harris split his two free throws for SEMO, Conwell's 3-point-er at the buzzer missed and SEMO celebrated its third-straight season-opening victory. The Redhawks improved to 3-0 in season-opening games under Head Coach Brad Korn and won three-consecutive season-openers away from home for the first time in program history.

The back-and-forth game featured eight ties and 15 lead changes.

Harris made four field goals, a pair of 3-pointers and hit a near-perfect 6-of-7 free throws to lead SEMO. He also had six rebounds and two assists in 38 minutes.

Russell scored eight of his points in the second half.

#### Game 2

#### Lyon College 46 Southeast Missouri 83

November 12, 2022 • Show Me Center • Cape Girardeau, Mo.



#### CAPE

#### GIRARDEAU, MO.

Southeast Missouri defeated Lyon College in its home opener by a score

of 83-46.

SEMO led by point guard Phillip Russell who dropped in 23 points and had four assists.

The Redhawks opened with an 8-0 lead and utilized a 15-0 run to increase their margin to 32-8 with 3:16 remaining in the opening half.

Russell capped the run with back-to-back triples and a lay-up. He led the Redhawks with 15 points at the break, going 6-for-12 including 3-for-8 from beyond the arc.

The Redhawks would then head to the locker room with a 34-13

advantage.

Kobe Clark grabbed 10 rebounds to go with eight points in the initial 20 minutes. He finished with 16 rebounds, eight points, and led the Redhawks in minutes played with 33.

In the second half, the Redhawks were deadly from three, shooting a 45 percent clip (5-11) compared to just 13 percent in the first half.

SEMO opened the second half with a great defensive play from center Nate Johnson. Johnson blocked the shot of Lyon's Nikola Sasaroga, and on the other end scored the first basket of the second half off a Russell assist, to give SEMO a 23-point advantage.

#### Southeast Mo. St. 64 • 1-0,0-0 OVC

#	Player	F	Total		3-Ptr		Rebounds		PF	TP	A	TO	Blk	Stl	Min
			FG-FGA	FG-FGA	FT-FTA	Off Def Tot	PF TP	A TO Blk Stl Min							
24	CLARK, Kobe	f	4-5	0-1	0-0	4 4 8	3 8	3 3 0 0	0	30					
14	JOHNSON, Nate	c	1-3	0-0	1-2	0 1 1	0 3	0 0 0 0	0	20					
01	RUSSELL, Phillip	g	3-11	3-9	2-3	1 1 2	4 11	3 2 0 2	2	26					
03	SMART, Aquan	g	3-8	2-3	0-0	1 2 3	5 8	2 2 0 3	3	18					
05	HARRIS, Chris	g	4-16	2-7	6-7	1 5 6	3 16	2 4 0 1	38						
04	LARSON, Adam	g	2-4	2-4	0-0	1 3 4	2 6	0 0 1 0	24						
12	GOWINS, Tevin	g	1-3	1-2	0-0	2 2 4	3 3	0 0 0 0	24						
21	EARLEY, Josh	g	2-6	0-0	5-10	1 7 8	1 9	0 2 1 0	20						
Team						0 3 3									
Totals			20-56	10-26	14-22	11 28 39	21 64	10 15 2 6	200						

FG % 1st Half: 11-30 36.7% 2nd half: 9-26 34.6% Game: 20-56 35.7%  
3FG % 1st Half: 5-12 41.7% 2nd half: 5-14 35.7% Game: 10-26 38.5%  
FT % 1st Half: 3-6 50.0% 2nd half: 11-16 68.8% Game: 14-22 63.6%

#### South Fla. 61 • 0-1,0-0 AAC

#	Player	F	Total		3-Ptr		Rebounds		PF	TP	A	TO	Blk	Stl	Min
			FG-FGA	FG-FGA	FT-FTA	Off Def Tot	PF TP	A TO Blk Stl Min							
01	Selton Miguel	f	2-6	0-0	0-0	0 4 4	2 4	1 2 0 0	19						
23	Keyshawn Bryant	f	7-11	3-5	2-4	2 3 5	3 19	0 3 1 1	26						
54	Russel Tchewa	c	1-4	0-0	1-4	2 7 9	1 3	1 2 1 0	27						
02	Tyler Harris	g	4-15	0-8	1-2	0 3 3	3 9	1 3 0 2	30						
24	Jamir Chaplin	g	3-5	0-2	0-0	0 6 6	1 6	2 0 0 2	29						
00	Ryan Conwell	g	2-5	1-4	4-6	1 2 3	2 9	0 0 1 0	21						
03	DJ Patrick	g	0-0	0-0	0-0	0 0 0	1 0	1 0 0 0	10						
05	Jake Boggs	g	0-0	0-0	1-2	0 1 1	0 1	0 0 0 0	3						
10	Serrel Smith Jr.	g	0-0	0-0	0-0	0 0 0	1 0	0 0 0 0	2						
11	Trey Moss	g	1-1	0-0	0-0	0 0 0	1 2	0 1 0 1	8						
15	Corey Walker Jr.	g	2-2	0-0	0-1	0 0 0	2 4	1 3 0 0	12						
20	Sam Hines Jr.	g	2-3	0-0	0-0	1 1 2	2 4	1 2 0 0	13						
Team						2 3 5									
Totals			24-52	4-19	9-19	8 30 38	19 61	8 16 3 6	200						

FG % 1st Half: 13-28 46.4% 2nd half: 11-24 45.8% Game: 24-52 46.2%  
3FG % 1st Half: 1-9 11.1% 2nd half: 3-10 30.0% Game: 4-19 21.1%  
FT % 1st Half: 3-7 42.9% 2nd half: 6-12 50.0% Game: 9-19 47.4%

Officials: Nathan Bemis, Shane Land, Bharat Ramnani  
Technical fouls: Southeast Mo. St.-None. South Fla.-None.  
Attendance: 4046  
2022-23 Men's Basketball. Round: 0. South Fla. vs Southeast Mo. St.. Played at

Score by periods	1st	2nd	Total
Southeast Mo. St.	30	34	64
South Fla.	30	31	61

	In	Off	2nd	Fast	Bench
Points	14	12	14	4	18
SEMO	36	11	7	6	20
USF					

#### Lyon 46 • 0-0,0-0 DIII Ind

#	Player	F	Total		3-Ptr		Rebounds		PF	TP	A	TO	Blk	Stl	Min
			FG-FGA	FG-FGA	FT-FTA	Off Def Tot	PF TP	A TO Blk Stl Min							
02	Delvonte McCloud	f	1-4	0-0	0-0	0 3 3	2 2	1 3 0 0	26						
12	John Paul Morgan	f	1-3	0-0	1-2	0 2 2	0 3	0 1 0 0	15						
25	Nikola Sasaroga	c	4-7	1-2	0-1	0 2 2	1 9	1 2 0 1	24						
30	Sando Hill	g	0-3	0-2	0-0	0 5 5	3 0	3 8 0 0	23						
24	Trenton Bell	g	2-9	2-6	2-2	0 0 0	2 8	1 1 0 0	14						
00	Davion Henry	g	0-1	0-1	0-0	0 0 0	0 0	0 1 0 0	4						
01	Israel Palmer	g	2-6	0-1	4-4	2 0 2	1 8	1 4 0 2	25						
03	Donovynn Lewis	g	2-5	2-5	0-0	0 0 0	0 6	0 0 0 0	9						
05	Devan Halford	g	0-0	0-0	0-1	0 1 1	0 0	0 1 0 0	10						
10	John Michael Stastny	g	0-2	0-0	0-0	0 2 2	2 0	0 1 0 0	7						
11	Luke Bridges	g	1-3	0-0	0-0	0 0 0	0 2	0 0 1 0	11						
22	Juwaun Clifton	g	1-4	1-4	5-5	0 2 2	1 8	0 0 0 0	13						
33	Isaac Ragland	g	0-1	0-1	0-0	0 0 0	0 0	0 0 0 0	10						
35	Gavin Brunson	g	0-0	0-0	0-0	0 2 2	0 0	0 0 0 0	9						
Team						0 0 0									
Totals			14-48	6-22	12-15	2 19 21	12 46	7 25 1 3	200						

FG % 1st Half: 5-24 20.8% 2nd half: 9-24 37.5% Game: 14-48 29.2%  
3FG % 1st Half: 0-8 0.0% 2nd half: 6-14 42.9% Game: 6-22 27.3%  
FT % 1st Half: 3-4 75.0% 2nd half: 9-11 81.8% Game: 12-15 80.0%

#### Southeast Mo. St. 83 • 2-0,0-0 OVC

#	Player	F	Total		3-Ptr		Rebounds		PF	TP	A	TO	Blk	Stl	Min
			FG-FGA	FG-FGA	FT-FTA	Off Def Tot	PF TP	A TO Blk Stl Min							
24	CLARK, Kobe	f	4-7	0-1	0-0	6 10 16	1 8	5 3 2 3	33						
14	JOHNSON, Nate	c	4-6	0-0	0-0	4 2 6	4 8	0 3 1 0	12						
01	RUSSELL, Phillip	g	9-18	5-12	0-0	0 3 3	1 23	4 2 0 5	25						
03	SMART, Aquan	g	2-6	0-3	3-4	0 2 2	2 7	6 4 0 3	27						
05	HARRIS, Chris	g	1-8	1-6	4-5	2 2 4	1 7	1 1 0 2	25						
04	LARSON, Adam	g	4-9	0-4	0-2	3 1 4	4 8	0 0 0 1	21						
11	EURSHER, Evan	g	1-7	1-6	0-0	0 1 1	2 3	1 2 0 0	20						
12	GOWINS, Tevin	g	1-1	1-1	0-0	0 0 0	1 3	0 2 0 0	9						
15	MITCHELL, Josh	g	0-0	0-0	0-0	0 0 0	0 0	0 1 0 0	2						
21	EARLEY, Josh	g	5-7	0-0	1-4	5 7 12	0 11	0 0 1 0	16						
35	HANBACK, Mason	g	2-2	0-0	1-1	0 1 1	1 5	0 1 0 0	10						
Team						0 0 0									
Totals			33-71	8-33	9-16	20 29 49	17 83	17 19 4 14	200						

FG % 1st Half: 14-40 35.0% 2nd half: 19-31 61.3% Game: 33-71 46.5%  
3FG % 1st Half: 3-22 13.6% 2nd half: 5-11 45.5% Game: 8-33 24.2%  
FT % 1st Half: 3-4 75.0% 2nd half: 6-12 50.0% Game: 9-16 56.3%

Officials: Tyer Kumpf, Andrew Walton, Alex Manuel  
Technical fouls: Lyon-None. Southeast Mo. St.-None.  
Attendance: 683  
2022-23 Men's Basketball. Round: 0. Southeast Mo. St. vs Lyon. Played at Show

Score by periods	1st	2nd	Total
Lyon	13	33	46
Southeast Mo. St.	34	49	83

	In	Off	2nd	Fast	Bench
Points	14	16	3	8	24
LU	48	30	22	18	30
SEMO					



# Game 3

## Southeast Missouri 67 Evansville 61

November 16, 2022 • Ford Center • Evansville, Ind.



### EVANSVILLE, Ind.

Chris Harris scored 14 points to lead four players in double figures as Southeast Missouri

beat Evansville, 67-61, at the Ford Center.

SEMO won its third-straight game and is undefeated through its first three games of a season for the first time since 1999-2000.

Ahead, 11-9, SEMO went on a 15-3 run to get a double-digit lead.

Adam Larson found Josh Earley for a layup and Harris drove the lane for a layup before Phillip Russell drained a 3-pointer for a quick seven-point swing to ignite the surge. Nate Johnson's basket stretched

SEMO's lead to 26-12 with 6:07 remaining in the first half.

Tevin Gowins' 3-pointer gave the Redhawks their largest lead of the half at 32-17 with a little under three minutes to go before SEMO led, 36-23, at the intermission.

Earley led all SEMO scorers with 11 points in the first half. UE shot just 26.1 percent (6-of-23) from the field and had more free throws (11) than it did field goals made in the game's opening 20 minutes.

The Redhawks withstood an early second-half run by the Purple Aces and finished strong down the stretch to pull away.

# Game 4

## Southeast Missouri 60 Bradley 73

November 19, 2022 • Carver Arena • Peoria, Ill.



### PEORIA, Ill.

Chris Harris, Phillip Russell and Kobe Clark all scored double figures as Southeast Missouri

fell to its first loss of season, 73-60, at Missouri Valley Conference member Bradley.

Harris scored 14 points, Russell added 13 and Clark followed with 10 for the Redhawks.

SEMO put together a strong first half shooting 53.8 percent (14-of-26) from the field but cooled off to shoot only 20 percent (6-of-30) in the game's final 20 minutes.

Tied, 18-18, the Redhawks went on a 9-2 run to take their largest lead of the game. Aquan Smart ignited the surge that ended with a

3-pointer by Harris that put SEMO ahead, 27-20, with 9:33 remaining in the first half.

BU managed to take a one-point lead at the 2:04 mark and later led, 42-36, at the half.

After the Braves stretched their lead to double figures, SEMO continued to chip away and got within four on a pair of Russell free throws. Russell's makes made it a 60-56 contest with 6:16 to go and that was as close as the Redhawks would get.

BU regained a double-digit advantage and did not let its lead dip below 10 for the final 2:42.

### Southeast Mo. St. 67 • 3-0,0-0 OVC

#	Player	Total		3-Ptr		Rebounds		PF	TP	A	TO	Blk	Stl	Min
		FG	FGA	FG	FGA	FT	FTA							
24	CLARK, Kobe	r	4-9	1-2	4-4	2	4	6	3	13	1	0	0	31
14	JOHNSON, Nate	c	2-4	0-1	0-0	1	3	4	5	4	0	0	0	16
01	RUSSELL, Phillip	g	3-11	1-6	4-4	0	6	6	3	11	2	6	0	28
03	SMART, Aquan	g	1-2	0-0	0-0	0	2	2	5	2	1	0	1	21
05	HARRIS, Chris	g	5-11	2-4	2-2	1	5	6	2	14	3	6	0	33
04	LARSON, Adam	g	2-5	1-4	2-2	0	3	3	3	7	1	0	0	24
11	EURSHER, Evan	g	0-0	0-0	0-0	0	0	0	0	0	0	0	0	5
12	GOWINS, Tevin	g	1-1	1-1	0-0	0	1	1	2	3	0	0	0	20
21	EARLEY, Josh	g	5-12	0-0	3-4	0	4	4	1	13	0	0	0	22
Team						3	3	6						
Totals			23-55	6-18	15-16	7	31	38	24	67	8	14	1	200

FG % 1st Half: 15-32 46.9% 2nd half: 8-23 34.8% Game: 23-55 41.8% Deadball Rebounds 0,1  
3FG % 1st Half: 3-11 27.3% 2nd half: 3-7 42.9% Game: 6-18 33.3%  
FT % 1st Half: 3-4 75.0% 2nd half: 12-12 100.0% Game: 15-16 93.8%

### Evansville 61 • 1-2,0-0 MVC

#	Player	Total		3-Ptr		Rebounds		PF	TP	A	TO	Blk	Stl	Min
		FG	FGA	FG	FGA	FT	FTA							
10	Yacine Toumi	r	5-10	0-1	3-7	4	3	7	2	13	1	1	0	31
22	Sekou Kalle	r	2-5	0-0	2-4	6	6	12	4	6	0	2	1	29
00	Gage Bobe	g	2-9	0-5	1-2	1	2	3	0	5	0	1	0	23
04	Marvin Coleman	g	1-8	0-2	4-6	2	10	12	4	6	2	2	0	37
20	Kenny Strawbridge	g	7-17	1-5	7-10	1	1	2	4	22	0	3	0	29
01	Antoine Smith Jr.	g	1-5	0-4	0-0	1	0	1	2	2	0	1	1	18
13	Blaise Beauchamp	g	2-8	2-5	0-0	0	1	1	1	6	0	0	0	21
21	Gabe Spinelli	g	0-0	0-0	1-2	0	0	0	0	1	1	1	0	6
24	Preston Phillips	g	0-0	0-0	0-0	1	0	1	2	0	0	1	0	6
Team						2	3	5						
Totals			20-62	3-22	18-31	18	26	44	19	61	4	12	2	200

FG % 1st Half: 6-23 26.1% 2nd half: 14-39 35.9% Game: 20-62 32.3% Deadball Rebounds 5  
3FG % 1st Half: 0-7 0.0% 2nd half: 3-15 20.0% Game: 3-22 13.6%  
FT % 1st Half: 11-18 61.1% 2nd half: 7-13 53.8% Game: 18-31 58.1%

Officials: Amy Bonner, Bret Smith, Gary Maxwell  
Technical fouls: Southeast Mo. St.-RUSSELL, Phillip; HARRIS, Chris.

Evansville-None.

Attendance: 3756

2022-23 Men's Basketball. Round: 0. Evansville vs Southeast Mo. St.. Played at

Score by periods	1st	2nd	Total
Southeast Mo. St.	36	31	67
Evansville	23	38	61

	In Paint	Off T/O	2nd Chance	Fast Break	Bench
Points SEMO	24	10	8	15	23
Evans	34	11	15	16	9

### Southeast Mo. St. 60 • 3-1,0-0 OVC

#	Player	Total		3-Ptr		Rebounds		PF	TP	A	TO	Blk	Stl	Min
		FG	FGA	FG	FGA	FT	FTA							
24	CLARK, Kobe	r	4-9	2-4	0-0	2	7	9	4	10	2	0	1	38
14	JOHNSON, Nate	c	1-2	0-0	0-2	0	0	0	2	2	0	1	0	12
01	RUSSELL, Phillip	g	3-9	1-4	6-6	2	1	3	5	13	7	3	0	31
03	SMART, Aquan	g	3-8	1-2	0-0	0	0	0	4	7	0	3	0	24
05	HARRIS, Chris	g	4-15	3-8	3-4	0	5	5	1	14	2	1	0	38
04	LARSON, Adam	g	2-5	1-3	0-0	0	3	3	4	5	0	0	0	24
12	GOWINS, Tevin	g	0-0	0-0	0-0	0	0	0	1	0	0	0	0	8
15	MITCHELL, Josh	g	0-0	0-0	1-2	0	0	0	0	1	0	1	0	1
21	EARLEY, Josh	g	3-8	0-0	2-2	2	4	6	0	8	0	0	0	24
Team						4	1	5						
Totals			20-56	8-21	12-16	10	21	31	21	60	11	11	1	200

FG % 1st Half: 14-26 53.8% 2nd half: 6-30 20.0% Game: 20-56 35.7% Deadball Rebounds 2  
3FG % 1st Half: 7-11 63.6% 2nd half: 1-10 10.0% Game: 8-21 38.1%  
FT % 1st Half: 1-2 50.0% 2nd half: 11-14 78.6% Game: 12-16 75.0%

### Bradley 73 • 3-1,0-0 MVC

#	Player	Total		3-Ptr		Rebounds		PF	TP	A	TO	Blk	Stl	Min
		FG	FGA	FG	FGA	FT	FTA							
14	Malevy Leons	r	5-8	3-5	2-2	3	6	9	2	15	1	5	4	0
22	Ja'Shon Henry	r	4-8	0-0	3-10	3	3	6	3	11	0	1	0	25
35	Darius Hannah	r	3-5	0-0	0-0	2	2	4	2	6	0	3	0	28
21	Duke Deen	g	4-8	2-5	2-3	1	5	6	2	12	5	1	0	31
23	Ville Tahvanainen	g	7-16	1-9	0-0	1	3	4	2	15	1	3	0	33
01	James "Pop" Weathers	g	2-4	0-2	6-7	1	2	3	1	10	0	1	0	23
05	Christian Davis	g	1-2	0-1	0-0	0	1	1	1	2	0	0	0	11
34	Connor Linke	g	1-3	0-0	0-0	0	2	2	4	2	1	0	0	12
Team						0	4	4						
Totals			27-54	6-22	13-22	11	28	39	17	73	11	13	10	200

FG % 1st Half: 17-30 56.7% 2nd half: 10-24 41.7% Game: 27-54 50.0% Deadball Rebounds 4  
3FG % 1st Half: 5-13 38.5% 2nd half: 1-9 11.1% Game: 6-22 27.3%  
FT % 1st Half: 3-7 42.9% 2nd half: 10-15 66.7% Game: 13-22 59.1%

Officials: Steve Honacki, Roland Simmons, Gene Grimshaw  
Technical fouls: Southeast Mo. St.-RUSSELL, Phillip; Bradley-None.

Attendance: 4826

2022-23 Men's Basketball. Round: 0. Bradley vs Southeast Mo. St.. Played at Ca

Score by periods	1st	2nd	Total
Southeast Mo. St.	36	24	60
Bradley	42	31	73

	In Paint	Off T/O	2nd Chance	Fast Break	Bench
Points SEMO	14	11	8	3	14
BRAD	40	12	14	15	14





## 2022-23 SOUTHEAST MISSOURI BASKETBALL NOTES

### GAME SUMMARIES

**Game  
5**

### William Woods 49 Southeast Missouri 87

November 22, 2022 • Show Me Center • Cape Girardeau, Mo.



#### CAPE

#### GIRARDEAU, Mo.

Josh Mitchell had a double-double 14 points and 10 rebounds and

Southeast Missouri established a new season-high in points during an 87-49 win over William Woods.

SEMO led from start to finish in a dominating effort en route to picking up its second home win of the season. The Redhawk scored over 80 points for the second time this year.

Ahead, 8-4, the Redhawks put together a 16-2 run to stretch its lead to 18. Adam Larson, in his first career start, had three points, while four others including Mitchell, Kobe Clark, Tevin Gowins and Chris

Harris also scored. Harris buried a 3-pointer to end the surge giving SEMO a 24-6 advantage with 11:02 left to play in the first half.

SEMO continued its balanced scoring and pushed its lead over 20 on a Clark layup. Nate Johnson's two free throws later gave the Redhawks a commanding 49-21 lead at the half.

SEMO kept pouring it on in the second half and built its largest lead to 38 on a Tevin Gowins layup with 30 second remaining.

Mitchell shot 6-of-8 from the field and 2-of-4 at the free throw line. He also had four dunks in his first double-double at SEMO.

**Game  
6**

### Boston 52 Southeast Missouri 63

November 26, 2022 • Klotsche Center • Milwaukee, Wis.



#### MILWAUKEE, Wis.

Phillip Russell scored a game-high 21 points to lead Southeast Missouri to a 63-52 win over

Boston University in the opening game of the Cream City Classic.

SEMO, which did not have a field goal in the final 3:54 of the contest, made seven free throws in the last 1:08 to seal the victory.

After Jonas Harper's layup narrowed the Redhawks lead to 56-52, Chris Harris hit two free throws at the 1:08 mark to make it a two-possession game.

BU missed a 3-pointer on its ensuing possession and Russell was then fouled. He went to the line and knocked down both of his free

throws to push SEMO's lead to 60-52 with 42 seconds on the clock.

Harris split two free throws before Dylan Branson followed with a pair of free throws of his own to put the Redhawks fifth victory on ice.

Russell shot 6-of-15 from the field, made four 3-pointers and hit a near-perfect 5-of-5 free throws en route to the eighth 20-point game of his career. He also dished out six assists.

Harris followed with 12 points and added five free throws and seven rebounds, while Kobe Clark led the Redhawks with 12 boards, his third double-digit rebound game of 2022-23.

SEMO outrebounded BU, 43-32, and held a +5 advantage (16-11) at the charity stripe.

#### William Woods 49 • 0-2

#	Player	Total		3-Ptr	FT-FTA	Rebounds			PF	TP	A	TO	Blk	Stl	Min
		FG	FGA			Off	Def	Tot							
00	Vyson Miller	1	6	0	0	0	3	3	4	2	6	1	0	3	24
04	Abdullah Diaby	2	2	0	0	1	4	5	3	4	0	1	0	0	13
10	Jared Crutcher	4	12	0	1	1	3	4	3	9	1	1	3	1	31
11	Dylan Pitt	1	6	1	5	0	2	2	2	3	3	2	0	0	30
25	Kevin Yang	3	11	0	1	1	2	3	1	7	0	3	0	0	25
05	Clayton Ebers	0	3	0	0	0	1	1	1	0	0	2	0	0	17
21	William Gibson	4	5	1	1	2	2	0	2	11	0	0	1	0	24
32	Tahki Chievous	5	12	3	6	0	1	0	2	13	1	5	0	2	29
32	Mahmadou Ngoucheme	0	0	0	0	0	0	0	2	0	0	0	0	0	6
33	Karter Koenig	0	0	0	0	0	0	0	0	0	0	0	0	0	1
	Team														
	Totals	20	57	5	22	4	16	20	20	49	11	17	4	6	200

FG % 1st Half: 8-33 24.2% 2nd half: 12-24 50.0% Game: 20-57 35.1% Deadball Rebounds 7,3  
3FG % 1st Half: 4-16 25.0% 2nd half: 1-6 16.7% Game: 5-22 22.7%  
FT % 1st Half: 1-4 25.0% 2nd half: 3-6 50.0% Game: 4-10 40.0%

#### Southeast Mo. St. 87 • 4-1,0-0 OVC

#	Player	Total		3-Ptr	FT-FTA	Rebounds			PF	TP	A	TO	Blk	Stl	Min
		FG	FGA			Off	Def	Tot							
04	LARSON, Adam	3	5	1	2	1	2	3	1	12	0	0	1	0	20
24	CLARK, Kobe	4	12	0	3	1	6	7	0	9	0	1	1	1	28
14	JOHNSON, Nate	5	9	0	0	3	4	7	2	13	1	2	0	0	18
01	RUSSELL, Phillip	3	6	1	4	1	2	3	0	11	8	4	0	0	30
05	HARRIS, Chris	2	9	1	6	3	5	8	0	8	3	1	0	1	27
11	EURSHER, Evan	2	3	0	1	2	2	4	1	6	0	1	0	2	15
12	GOWINS, Tevin	3	6	1	1	0	1	1	2	7	2	1	0	2	21
15	MITCHELL, Josh	6	8	0	0	2	4	6	5	10	1	14	2	0	22
33	BRANSON, Dylan	3	6	1	3	0	1	1	3	7	4	1	1	0	19
	Team														
	Totals	31	64	5	20	20	27	47	10	87	20	11	4	6	200

FG % 1st Half: 16-34 47.1% 2nd half: 15-30 50.0% Game: 31-64 48.4% Deadball Rebounds 3,1  
3FG % 1st Half: 4-13 30.8% 2nd half: 1-7 14.3% Game: 5-20 25.0%  
FT % 1st Half: 13-16 81.3% 2nd half: 7-11 63.6% Game: 20-27 74.1%

Officials: Chance Wallesen, Tariq Lucas, Shane Staggs  
Technical fouls: William Woods-None. Southeast Mo. St.-BRANSON, Dylan.  
Attendance: 784  
2022-23 Men's Basketball. Round: 0. Southeast Mo. St. vs William Woods. Played

Score by periods	1st	2nd	Total
William Woods	21	28	49
Southeast Mo. St.	49	38	87

	In	Off	2nd	Fast	Bench
Points WW	28	16	5	8	24
SEMO	52	20	23	11	34

#### Boston U. 52 • 4-2,0-0 Patriot

#	Player	Total		3-Ptr	FT-FTA	Rebounds			PF	TP	A	TO	Blk	Stl	Min
		FG	FGA			Off	Def	Tot							
05	Walter Whyte	1	15	0	0	3	3	6	1	2	1	2	1	1	33
25	Nevin Zink	3	6	0	0	4	2	5	7	3	10	2	1	0	23
35	Fletcher Tynen	2	6	1	3	0	6	6	2	5	2	1	0	0	31
00	Ethan Brittain-Watts	2	6	2	2	0	2	2	3	8	1	1	0	0	24
15	Jonas Harper	6	10	1	4	2	0	1	3	15	2	0	0	1	31
02	Caelan Jones	0	2	0	1	0	0	0	0	0	0	0	0	0	2
03	Malcolm Chimezie	1	1	0	0	1	2	0	1	0	3	1	0	0	13
13	Daman Tate	1	3	1	1	0	1	0	1	4	3	0	1	0	11
22	Anthony Morales	1	3	0	2	0	2	2	3	2	0	1	0	1	12
24	Miles Brewster	1	3	0	1	0	1	0	2	0	2	0	1	1	16
41	Otto Landrum	0	2	0	0	0	0	0	2	0	0	1	0	4	
	Team														
	Totals	18	57	5	24	11	12	23	19	52	11	8	3	5	200

FG % 1st Half: 6-28 21.4% 2nd half: 12-29 41.4% Game: 18-57 31.6% Deadball Rebounds 1  
3FG % 1st Half: 2-12 16.7% 2nd half: 3-12 25.0% Game: 5-23 20.8%  
FT % 1st Half: 4-4 100.0% 2nd half: 7-8 87.5% Game: 11-12 91.7%

#### Southeast Mo. St. 63 • 5-1,0-0 OVC

#	Player	Total		3-Ptr	FT-FTA	Rebounds			PF	TP	A	TO	Blk	Stl	Min
		FG	FGA			Off	Def	Tot							
24	CLARK, Kobe	0	2	0	1	3	9	12	4	0	2	3	5	2	27
14	JOHNSON, Nate	3	7	0	0	1	2	3	5	3	7	0	0	0	28
01	RUSSELL, Phillip	6	15	4	9	5	6	6	3	21	3	0	0	0	27
05	HARRIS, Chris	3	12	1	4	5	7	1	12	2	4	1	0	0	30
03	BRANSON, Dylan	2	5	1	3	2	2	3	2	7	3	2	0	0	25
00	BARNES, Israel	1	6	1	3	3	4	1	6	0	0	0	0	0	27
03	SMART, Aquan	2	3	1	1	0	1	2	1	5	2	2	0	0	17
04	LARSON, Adam	1	2	1	2	0	0	0	0	3	0	1	0	0	8
15	MITCHELL, Josh	1	1	0	0	0	0	0	1	2	0	0	0	0	11
	Team														
	Totals	19	53	9	23	16	21	37	16	63	12	12	6	2	200

FG % 1st Half: 10-29 34.5% 2nd half: 9-24 37.5% Game: 19-53 35.8% Deadball Rebounds 3  
3FG % 1st Half: 5-13 38.5% 2nd half: 4-10 40.0% Game: 9-23 39.1%  
FT % 1st Half: 3-4 75.0% 2nd half: 13-17 76.5% Game: 16-21 76.2%

Officials: Jason Mirabito, Bryant Berry, Bobby Dow  
Technical fouls: Boston U.-None. Southeast Mo. St.-None.  
Attendance:  
2022-23 Men's Basketball. Round: 0. Boston U. vs Southeast Mo. St.. Played at

Score by periods	1st	2nd	Total
Boston U.	18	34	52
Southeast Mo. St.	28	35	63

	In	Off	2nd	Fast	Bench
Points BU	24	14	8	13	12
SEMO	14	14	15	5	16



# Game 7

## Southeast Missouri 71 UC Davis 73

November 27, 2022 • Klotsche Center • Milwaukee, Wis.



### MILWAUKEE, Wis.

Southeast Missouri put together a ferocious comeback in

the final four-and-a-half minutes but came up short in a close 73-71 loss to UC Davis at the Cream City Classic.

Down, 64-54, with 4:25 to go, SEMO pulled to within a point (71-70) on a pair of free throws by Chris Harris with four seconds remaining.

UC Davis stretched its lead to 73-70 on two free throws by Elijah Pepper before Harris was fouled from behind the 3-point arc with one second on the clock.

Harris, needing to make all three free throws to tie the game, made

one of his three attempts and the Aggies escaped.

SEMO wiped out a double-digit deficit in the last 6:28 of the first half.

Phillip Russell and Harris led SEMO with 16 points each, while Dylan Branson followed with 12 and Adam Larson pitched in 11. Branson finished with eight rebounds, as well.

The Redhawks scored 21 points off 23 UC Davis turnovers and shot 40.7 percent (24-of-59) from the field. SEMO made 11-of-13 free throws in the second half with its only two misses coming in the final second.

# Game 8

## Southeast Missouri 68 Milwaukee 84

November 28, 2022 • Klotsche Center • Milwaukee, Wis.



### MILWAUKEE, Wis.

Israel Barnes scored 22 points as Southeast Missouri

dropped its final game of the Cream City Classic, 84-68, to tournament host Milwaukee.

MKE won the four-team event with a 3-0 record.

Barnes gave SEMO a nice boost off the bench, particularly in the first half. He entered the game and scored 11-straight points to grab the Redhawks an 18-13 lead with 10:27 left.

However, SEMO fell into a big hole right after that when the Panthers answered with 18-consecutive points and a 21-1 run to take

a 34-19 advantage. The Redhawks lone point during that time was a free throw by Josh Mitchell which snapped his team's 4:53 scoreless drought.

Barnes scored 13 points, including nine from 3-point range, in the first half alone.

SEMO managed to cut MKE's lead to 68-60 on a pair of free throws by Barnes with 5:53 to go, but that was as close as the Redhawks could get.

Barnes shot 7-of-14 from the field, 4-of-8 from downtown and a perfect 4-of-4 at the free throw line in 21 minutes of action. It was the first time he scored double figures in his career.

### Southeast Mo. St. 71 • 5-2,0-0 OVC

#	Player	Total FG-FGA	3-Ptr FG-FGA	FT-FTA	Rebounds			PF	TP	A	TO	Blk	Stl	Min
					Off	Def	Tot							
24	CLARK, Kobe	3-10	2-3	0-0	1	2	3	4	8	2	2	1	2	31
14	JOHNSON, Nate	2-3	0-0	0-0	4	3	7	2	4	0	2	1	0	20
01	RUSSELL, Phillip	5-14	1-5	5-5	0	0	0	5	16	4	3	0	2	35
05	HARRIS, Chris	4-11	1-3	7-10	1	6	7	1	16	3	5	0	3	30
33	BRANSON, Dylan	4-8	0-2	4-4	0	8	8	3	12	1	1	1	1	27
00	BARNES, Israel	1-4	0-1	0-0	0	0	0	0	2	2	1	0	2	18
03	SMART, Aquan	1-3	0-1	0-0	0	1	1	4	2	2	3	1	3	15
04	LARSON, Adam	4-6	3-4	0-2	0	3	3	2	11	0	0	1	0	18
15	MITCHELL, Josh	0-0	0-0	0-0	0	1	1	0	0	0	0	0	1	6
	Team				0	2	2							
	Totals	24-59	7-19	16-21	6	26	32	21	71	14	17	5	14	200

FG % 1st Half: 12-30 40.0% 2nd half: 12-29 41.4% Game: 24-59 40.7%  
3FG % 1st Half: 3-10 30.0% 2nd half: 4-9 44.4% Game: 7-19 36.8%  
FT % 1st Half: 5-8 62.5% 2nd half: 11-13 84.6% Game: 16-21 76.2%

Deadball  
Rebounds  
3

### UC Davis 73 • 5-2,0-0 Big West

#	Player	Total FG-FGA	3-Ptr FG-FGA	FT-FTA	Rebounds			PF	TP	A	TO	Blk	Stl	Min
					Off	Def	Tot							
04	Christian Anigwe	1-2	0-0	1-2	0	3	3	5	3	3	1	0	0	12
02	Ty Johnson	3-6	0-1	0-5	1	7	8	3	6	4	3	0	0	25
05	Robby Beasley	3-9	1-3	1-2	0	4	4	3	8	2	2	0	0	30
24	Ade Adebayo	5-6	0-0	3-6	2	1	3	4	13	1	0	0	2	28
40	Elijah Pepper	10-20	4-8	6-7	1	4	5	1	30	2	5	1	2	34
00	Kane Milling	3-8	3-8	0-0	0	1	1	2	9	0	3	0	0	24
10	Leo DeBruhl	0-2	0-0	0-1	0	1	1	2	0	1	1	0	0	14
20	Niko Rocak	1-2	0-0	0-0	1	7	8	1	2	0	1	1	0	16
22	Sione Lose	1-2	0-1	0-1	4	2	6	2	2	0	3	0	2	17
	Team				3	0	3							
	Totals	27-57	8-21	11-24	12	30	42	23	73	13	21	2	6	200

FG % 1st Half: 11-27 40.7% 2nd half: 16-30 53.3% Game: 27-57 47.4%  
3FG % 1st Half: 5-12 41.7% 2nd half: 3-9 33.3% Game: 8-21 38.1%  
FT % 1st Half: 5-10 50.0% 2nd half: 6-14 42.9% Game: 11-24 45.8%

Deadball  
Rebounds  
5,1

Officials: David Gawrish, Jeff Lewis, Peter Juzenas

Technical fouls: Southeast Mo. St.-RUSSELL, Phillip; SMART, Aquan; HARRIS, Chris. UC Davis-None.

Attendance:

2022-23 Men's Basketball. Round: 0. Southeast Mo. St. vs UC Davis. Played at U

Score by periods	1st	2nd	Total
Southeast Mo. St.	32	39	71
UC Davis	32	41	73

Points	In Paint	Off T/O	2nd Chance	Fast Break	Bench
SEMO	32	17	2	22	15
UCD	34	15	11	16	13

### Southeast Mo. St. 68 • 5-3,0-0 OVC

#	Player	Total FG-FGA	3-Ptr FG-FGA	FT-FTA	Rebounds			PF	TP	A	TO	Blk	Stl	Min
					Off	Def	Tot							
24	CLARK, Kobe	1-6	0-3	2-2	3	5	8	4	4	8	1	2	5	36
14	JOHNSON, Nate	0-3	0-0	0-0	0	1	1	2	0	0	1	1	0	8
01	RUSSELL, Phillip	5-9	1-5	0-2	0	2	2	4	11	3	4	0	1	28
05	HARRIS, Chris	1-11	1-7	3-3	0	1	1	1	6	3	2	0	0	29
33	BRANSON, Dylan	0-2	0-0	0-0	0	1	1	1	0	0	3	0	0	12
00	BARNES, Israel	7-14	4-8	4-4	2	3	5	5	22	0	1	0	0	22
03	SMART, Aquan	3-6	3-4	3-6	0	2	2	3	12	1	2	1	1	28
04	LARSON, Adam	3-6	1-4	0-0	0	1	1	1	7	0	0	0	0	14
12	GOWINS, Tevin	0-1	0-1	0-0	1	1	2	0	0	0	1	0	1	5
15	MITCHELL, Josh	2-4	0-0	2-4	0	2	2	4	6	0	0	2	1	18
	Team				3	0	3							
	Totals	22-62	10-34	14-21	9	19	28	25	68	15	16	6	9	200

FG % 1st Half: 11-30 36.7% 2nd half: 11-32 34.4% Game: 22-62 35.5%  
3FG % 1st Half: 6-16 37.5% 2nd half: 4-18 22.2% Game: 10-34 29.4%  
FT % 1st Half: 3-6 50.0% 2nd half: 11-15 73.3% Game: 14-21 66.7%

Deadball  
Rebounds  
5

### Milwaukee 84 • 5-3,0-0 Horizon

#	Player	Total FG-FGA	3-Ptr FG-FGA	FT-FTA	Rebounds			PF	TP	A	TO	Blk	Stl	Min
					Off	Def	Tot							
23	Ahmad Rand	4-6	0-0	0-0	2	4	6	2	8	0	0	4	1	24
01	Markeith Browning II	3-4	1-1	5-6	0	5	5	3	12	1	7	2	1	28
10	BJ Freeman	8-18	2-9	5-7	1	7	8	3	23	3	3	0	1	32
12	Kentrell Pullian	3-8	0-1	0-0	1	1	2	4	6	2	1	0	2	24
25	Justin Thomas	4-7	2-2	9-11	3	10	13	2	19	4	3	0	3	31
00	Brian Taylor	0-0	0-0	0-0	0	0	0	0	0	0	0	0	0	1
02	Elijah Jamison	3-3	1-1	4-5	0	1	1	2	11	0	1	0	0	17
05	Angelo Stuart	0-1	0-0	0-0	0	0	0	1	0	1	1	0	0	15
11	Vin Baker Jr.	0-0	0-0	0-0	0	0	0	1	0	0	2	0	0	3
20	Vincent Miszkiewicz	0-0	0-0	0-0	0	0	0	0	0	0	0	0	0	1
24	Jalen Johnson	1-3	0-0	1-2	1	2	3	1	3	2	1	1	0	9
33	Moses Bol	0-0	0-0	0-0	0	1	1	3	0	0	2	1	0	4
35	Keon Edwards	0-1	0-1	2-2	0	1	1	0	2	2	0	0	1	11
	Team				3	1	4							
	Totals	26-51	6-15	26-33	11	33	44	22	84	15	22	8	9	200

FG % 1st Half: 17-27 63.0% 2nd half: 9-24 37.5% Game: 26-51 51.0%  
3FG % 1st Half: 5-11 45.5% 2nd half: 1-4 25.0% Game: 6-15 40.0%  
FT % 1st Half: 7-12 58.3% 2nd half: 19-21 90.5% Game: 26-33 78.8%

Deadball  
Rebounds  
2

Officials: James Curran, Tony Bache Meeks, Edwin Young

Technical fouls: Southeast Mo. St.-RUSSELL, Phillip. Milwaukee-Markeith Browning II.

Attendance: 1183

2022-23 Men's Basketball. Round: 0. Milwaukee vs Southeast Mo. St.. Played at

Score by periods	1st	2nd	Total
Southeast Mo. St.	31	37	68
Milwaukee	46	38	84

Points	In Paint	Off T/O	2nd Chance	Fast Break	Bench
SEMO	18	17	9	9	47
MKE	40	20	4	24	16



## 2022-23 SOUTHEAST MISSOURI BASKETBALL NOTES

### GAME SUMMARIES

Game  
9

### Southeast Missouri 89 Missouri 96

December 4, 2022 • Mizzou Arena • Columbia, Mo.



#### COLUMBIA, Mo.

Phillip Russell scored a game and season-high 26 points and

Israel Barnes added 21 points as Southeast Missouri gave Missouri all it could handle in a 96-89 loss at Mizzou Arena.

The Redhawks were down 19 (82-63) with 8:33 left to play, but never let up.

SEMO outscored Mizzou, 24-11, over the next seven-and-a-half minutes to get within six. Israel Barnes made a pair of 3-pointers with his second narrowing the Tigers lead to 93-87 at the 1:08 mark.

Russell's jump shot trimmed Mizzou's lead to six again (95-89) with 39 seconds on the clock and that

was as close as the Redhawks could get.

SEMO trailed, 34-20, with just under seven minutes to play in the first half before going on a 20-5 run to take the lead.

Kobe Clark's 3-pointer made it a one-possession game and Josh Earley scored to get SEMO within one. Russell then stole the ball and made a fast break layup to put the Redhawks ahead, 40-39, with 2:08 to play.

Mizzou answered by scoring the final 11 points to grab a 50-40 halftime lead.

Russell, one of three Redhawks in double figures, shot 10-of-17 from the field and 5-of-9 from 3-point land.

Game  
10

### Purdue Fort Wayne 89 Southeast Missouri 68

December 7, 2022 • Show Me Center • Cape Girardeau, Mo.



#### CAPE GIRARDEAU, Mo.

Phillip Russell scored 25 points and Israel Barnes added 23, but it wasn't

enough as Purdue Fort Wayne defeated Southeast Missouri, 86-66, at the Show Me Center.

SEMO started strong out of the gate scoring the first nine points of the contest.

Russell got the Redhawks going with back-to-back jumpers and Ohio Valley Conference Player and Newcomer of the Week Barnes followed with five points, including a 3-pointer to put the Redhawks ahead, 9-0, less than three minutes in.

After Russell's two free throws gave SEMO a 25-24 edge with 6:01 remaining, PFW countered with a 12-2 run to build a double-digit lead.

Quinton Morton-Robertson and Jarred Godfrey each knocked down a 3-pointer with Godfrey's make putting the Mastodons ahead, 37-26, at the 2:20 mark.

Godfrey went to the free throw line and made two shots to give PFW a 41-29 lead at the half.

It was a two-possession game in the second half when PFW went on a 12-0 run to stretch its margin to 54-38.

PFW didn't let its lead drop below 17 points the rest of the way.

#### Southeast Mo. St. 89 • 5-4,0-0 OVC

#	Player	Total		3-Ptr	FT-FTA	Rebounds			PF	TP	A	TO	Blk	Stl	Min
		FG	FGA			Off	Def	Tot							
24	CLARK, Kobe	3	8	2	4	1	6	7	4	8	3	2	1	1	32
14	JOHNSON, Nate	3	5	0	0	2	2	4	2	6	1	1	1	1	14
00	BARNES, Israel	7	12	3	6	2	1	3	1	21	2	4	0	0	31
01	RUSSELL, Phillip	10	17	5	9	1	2	3	3	26	7	2	0	2	37
05	HARRIS, Chris	3	6	2	4	0	0	2	0	8	0	3	0	0	19
03	SMART, Aquan	0	4	0	1	1	0	1	5	0	1	3	0	0	14
04	LARSON, Adam	1	2	1	2	0	0	0	1	3	0	0	0	0	11
21	EARLEY, Josh	7	9	0	0	1	3	4	2	15	0	2	0	0	25
33	BRANSON, Dylan	0	0	0	2	4	0	1	1	2	2	1	1	1	17
Team								5	5						
Totals		34	63	13	26	8	22	30	19	89	16	18	3	5	200

FG % 1st Half: 16-36 44.4% 2nd half: 18-27 66.7% Game: 34-63 54.0%  
3FG % 1st Half: 8-16 50.0% 2nd half: 5-10 50.0% Game: 13-26 50.0%  
FT % 1st Half: 0-0 0.0% 2nd half: 8-15 53.3% Game: 8-15 53.3%

Deadball  
Rebounds  
7

#### Missouri 96 • 9-0,0-0 SEC

#	Player	Total		3-Ptr	FT-FTA	Rebounds			PF	TP	A	TO	Blk	Stl	Min
		FG	FGA			Off	Def	Tot							
24	Kobe Brown	9	12	2	3	3	5	8	3	25	4	3	0	3	34
35	Noah Carter	3	7	2	5	1	3	4	3	9	1	3	1	0	18
04	DeAndre Gholston	1	3	1	2	4	0	4	1	7	0	2	0	0	19
05	D'Moi Hodge	5	10	3	7	2	2	0	1	3	15	2	0	0	26
10	Nick Honor	4	8	3	6	0	0	0	1	11	2	2	0	4	35
02	Tre Gomillion	2	3	0	1	0	0	0	1	3	4	1	2	0	27
11	Isiah Mosley	0	2	0	1	0	0	2	0	0	0	1	0	0	6
13	Ronnie DeGray III	0	0	0	0	0	0	0	0	0	0	0	0	0	1
23	Aidan Shaw	2	4	0	1	0	1	1	2	4	0	0	0	0	6
55	Sean East II	8	12	0	1	5	2	2	4	1	21	6	1	0	28
Team								1	1						
Totals		34	61	11	27	17	23	8	21	96	17	14	1	14	200

FG % 1st Half: 18-34 52.9% 2nd half: 16-27 59.3% Game: 34-61 55.7%  
3FG % 1st Half: 5-15 33.3% 2nd half: 6-12 50.0% Game: 11-27 40.7%  
FT % 1st Half: 9-12 75.0% 2nd half: 8-11 72.7% Game: 17-23 73.9%

Deadball  
Rebounds  
3

Officials: Josue Nieves,Owen Short,Jason Baker  
Technical fouls: Southeast Mo. St.-None. Missouri-None.

Attendance: 8873

2022-23 Men's Basketball. Round: 0. Missouri vs Southeast Mo. St.. Played at M

Score by periods	1st	2nd	Total
Southeast Mo. St.	40	49	89
Missouri	50	46	96

Points In Off 2nd Fast  
SEMO 36 Paint T/O Chance Break  
MIZ 44 29 7 31 29

#### Purdue Fort Wayne 89 • 6-4,1-1 Horizon

#	Player		Total		3-Ptr	Rebounds			PF	TP	A	TO	Blk	Stl	Min
			FG	FGA	FG-FGA	FT-FTA	Off	Def							
00	Bobby Planutis	f	5-9	4-8	0-0	0	3	3	2	14	0	2	0	0	33
03	Ra Kpedi	f	0-2	0-0	0-0	1	7	8	1	0	2	0	1	1	24
01	Jarred Godfrey	g	4-13	2-7	9-10	1	7	8	0	19	5	3	0	0	33
02	Damian Chong Qui	f	2-7	0-3	2-4	1	1	2	4	6	3	4	0	2	28
15	Deonte Billups	g	2-6	1-4	0-0	0	2	2	2	5	1	0	0	0	19
05	Johnathan DeJurnett	f	4-4	0-0	0-1	1	2	3	1	8	3	0	0	1	10
10	JoJo Peterson	f	2-4	0-2	1-2	0	1	1	2	5	3	1	0	1	12
11	Quinton Morton-Rober	f	4-5	3-4	2-2	0	4	4	2	13	3	3	0	1	18
14	Redford Dunton	f	1-1	1-1	0-0	0	1	1	0	3	0	0	0	0	1
22	Anthony Roberts	f	4-6	2-3	3-4	0	0	0	2	13	1	1	1	2	17
32	Eric Mulder	f	0-0	0-0	3-4	0	0	0	2	3	0	0	0	0	5

FG % 1st Half: 13-26 50.0% 2nd half: 15-31 48.4% Game: 28-57 49.1%  
3FG % 1st Half: 7-16 43.8% 2nd half: 6-16 37.5% Game: 13-32 40.6%  
FT % 1st Half: 8-9 88.9% 2nd half: 12-18 66.7% Game: 20-27 74.1%

Deadball  
Rebounds  
2,5

#### Southeast Mo. St. 68 • 5-5,0-0 OVC

#	Player		Total		3-Ptr	FT-FTA	Rebounds			PF	TP	A	TO	Blk	Stl	Min
			FG-FGA	FG-FGA	Off		Def	Tot								
24	CLARK, Kobe	f	2-7	1-3	2-2	2	9	11	3	7	3	3	1	2	36	
14	JOHNSON, Nate	c	3-3	0-0	0-0	0	3	3	3	6	1	0	0	0	17	
00	BARNES, Israel		10-22	3-10	0-0	2	2	4	3	23	1	0	1	1	36	
01	RUSSELL, Phillip	g	7-19	2-9	9-10	0	5	5	4	25	6	6	1	2	38	
33	BRANSON, Dylan	g	0-2	0-0	0-0	0	0	0	1	0	3	1	0	1	14	
11	EURSHER, Evan		0-1	0-1	0-0	0	2	2	1	0	0	0	0	0	13	
12	GOWINS, Tevin		0-1	0-0	0-0	0	2	2	3	0	1	4	0	2	21	
15	MITCHELL, Josh		0-1	0-0	0-0	0	1	1	1	0	0	0	0	0	4	
21	EARLEY, Josh		2-6	0-0	3-4	1	5	6	2	7	1	1	0	1	20	
35	HANBACK, Mason		0-0	0-0	0-0	0	0	0	0	0	0	0	0	0	1	
	Team					0	0	0								
Totals			24-62	6-23	14-16	5	29	34	21	68	16	15	3	9	200	

FG % 1st Half: 11-30 36.7% 2nd half: 13-32 40.6% Game: 24-62 38.7%  
3FG % 1st Half: 3-10 30.0% 2nd half: 3-13 23.1% Game: 6-23 26.1%  
FT % 1st Half: 4-4 100.0 2nd half: 10-12 83.3% Game: 14-16 87.5%

Deadball  
Rebounds  
2,1

Officials: Davis Maxwell,Kelly Davis,Kevin Mathis  
Technical fouls: Purdue Fort Wayne-None. Southeast Mo. St.-None.

Attendance: 1155

2022-23 Men's Basketball. Round: 0. Purdue Fort Wayne vs Southeast Mo. St.. PI

Score by periods	1st	2nd	Total
Purdue Fort Wayne	41	48	89
Southeast Mo. St.	29	39	68

Points In Off 2nd Fast  
Pur-FW 26 Paint T/O Chance Break  
SEMO 24 13 6 21 45



# Game 11

## Southeast Missouri 61 Arkansas State 68

December 14, 2022 • First National Bank Arena • Jonesboro, Ark.



**JONESBORO, Ark.**  
Adam Larson pitched in a career-high 19 points and made five 3-pointers, but

Arkansas State overcame an 11-point deficit to get past Southeast Missouri, 68-61, at First National Bank Arena.

SEMO led for over 28 minutes before ASU took its first lead with a little over 10 minutes to go.

Tied, 46-46, the Red Wolves put together a 7-0 run as SEMO missed six-straight field goals. After that, ASU didn't trail again and remained ahead for the final 9:01 of the contest.

SEMO started strong in the second half where it used a 13-4 run

to build its double-digit advantage in the opening 3:19.

Larson buried two 3-pointers in a quick 1:05 and Phillip Russell, who played only seven minutes in the first half due to foul trouble, added six points during the stretch.

Russell's two free throws widened the Redhawks lead to 39-28 with 16:41 to go.

ASU shot 54.5 percent (12-of-22) from the field and outscored SEMO, 44-35, in the second stanza.

Larson shot 5-of-8 from the field and a perfect 4-of-4 at the free throw line en route to his third double-digit game of the season. Tonight marked Larson's second career start. All five of his field goals came from long range.

# Game 12

## Southeast Missouri 75 Iowa 106

December 17, 2022 • Carver-Hawkeye Arena • Iowa City, Iowa



**IOWA CITY, Iowa.**  
Southeast Missouri dropped its final non-conference road game

to Big Ten Conference member Iowa, 106-75, Saturday night at Carver-Hawkeye Arena.

SEMO, which faced a Big Ten foe for the first time in three years, was led by a season-high 19-point effort by Chris Harris. Harris came off the bench to shoot 8-of-13 from the field and knock down a pair of 3-pointers en route to his seventh game in double figures this year.

Iowa shot 57.6 percent (38-of-66) from the field and never trailed behind a trio of 20-point performances. Flip Rebraca led the way with 30 points, while Payton Sandfort and

Patrick McCaffery followed with 24 and 20, respectively.

Both teams started strong out of the gate shooting 60 percent or better in the first five minutes of play. SEMO made six of its first 10 field goals for 60 percent, while Iowa hit seven of its first nine shots at a 77 percent clip.

Ahead, 31-22, the Hawkeyes got a big boost from Sandfort. Sandfort came off the bench to score 17 points in a quick 4:17 span. His layup put Iowa ahead, 48-29, with 4:03 remaining in the first half.

Iowa later headed into the locker room with a 58-41 lead.

The Hawkeyes stayed hot in the second half to complete their eighth win of the season.

### Southeast Mo. St. 61 • 5-6,0-0 OVC

#	Player		Total		3-Ptr		Rebounds			PF	TP	A	TO	Blk	Stl	Min
			FG-FGA	FG-FGA	FT-FTA	Off	Def	Tot								
04	LARSON, Adam	f	5-8	5-8	4-4	1	1	2	2	19	0	0	0	0	27	
24	CLARK, Kobe	f	2-9	1-4	3-6	2	14	16	4	8	4	2	2	2	38	
14	JOHNSON, Nate	c	0-2	0-0	2-4	0	4	4	5	2	1	1	0	0	17	
01	RUSSELL, Phillip	c	3-8	1-4	6-6	0	2	2	4	13	2	4	0	0	26	
03	SMART, Aquan	g	2-5	0-1	1-3	0	3	3	4	5	1	2	0	0	31	
05	HARRIS, Chris		4-7	1-3	1-2	0	0	0	1	10	3	1	0	0	23	
12	GOWINS, Tevin		0-0	0-0	0-0	1	0	1	1	0	0	0	0	0	3	
21	EARLEY, Josh		1-3	0-0	0-0	0	1	1	2	2	0	3	0	0	16	
33	BRANSON, Dylan		1-5	0-3	0-1	0	0	0	1	2	1	2	0	0	19	
Team						2	1	3				1				
Totals				18-47	8-23	17-26	6	26	32	24	61	12	16	2	2	200

FG % 1st Half: 9-22 40.9% 2nd half: 9-25 36.0% Game: 18-47 38.3%  
3FG % 1st Half: 4-9 44.4% 2nd half: 4-14 28.6% Game: 8-23 34.8%  
FT % 1st Half: 4-8 50.0% 2nd half: 13-18 72.2% Game: 17-26 65.4%

Deadball  
Rebounds  
2

### Arkansas St. 68 • 6-5,0-0 Sun Belt

#	Player	Total		3-Ptr		Rebounds				PF	TP	A	TO	Blk	Stl	Min
		FG-FGA	FG-FGA	FT-FTA	Off	Def	Tot									
01	Markise Davis	f	3-6	0-3	2-2	0	2	2	5	8	1	1	0	0	22	
22	Omar El-Sheikh	f	2-8	0-0	5-7	4	10	14	3	9	1	0	0	2	33	
23	Julian Lual	f	2-6	0-0	1-2	0	2	0	1	5	1	2	0	0	19	
00	Caleb Fields	g	4-12	0-2	6-9	0	6	6	3	14	6	3	0	2	35	
02	Avery Felts	g	4-8	3-5	2-2	0	3	3	2	13	0	1	0	2	34	
05	Detrick Reeves		0-1	0-0	0-0	0	1	1	0	0	1	0	0	0	6	
11	Terrance Ford Jr.		2-8	0-2	2-2	0	4	4	4	6	1	1	0	4	31	
35	Izaiah Nelson		4-4	0-0	5-11	5	4	9	3	13	0	2	2	0	20	
	Team					0	0	0								
Totals			21-53	3-12	23-35	11	30	41	21	68	11	10	2	10	200	

FG % 1st Half: 9-31 29.0% 2nd half: 12-22 54.5% Game: 21-53 39.6%  
3FG % 1st Half: 0-8 0.0% 2nd half: 3-4 75.0% Game: 3-12 25.0%  
FT % 1st Half: 6-8 75.0% 2nd half: 17-27 63.0% Game: 23-35 65.7%

Deadball  
Rebounds  
7

Officials: Randal Anders, Hunter Allen, K.B. Burdett Jr.  
Technical fouls: Southeast Mo. St.-EARLEY, Josh. Arkansas St.-Izaiah Nelson.  
Attendance: 1541  
2022-23 Men's Basketball. Round: 0. Arkansas St. vs Southeast Mo. St.. Played

Score by periods	1st	2nd	Total
Southeast Mo. St.	26	35	61
Arkansas St.	24	44	68

	Points	In Paint	Off T/O	2nd Chance	Fast Break	Bench
SEMO	8	7	4	0	14	
ASU	34	20	9	6	19	

### Southeast Mo. St. 75 • 5-7,0-0 OVC

#	Player		Total		3-Ptr		Rebounds				PF	TP	A	TO	Blk	Stl	Min
			FG-FGA	FG-FGA	FT-FTA	Off	Def	Tot									
04	LARSON, Adam	f	1-6	1-5	2-2	0	4	4	1	5	0	1	0	0	0	25	
24	CLARK, Kobe	f	5-8	1-3	0-0	1	2	3	3	11	4	1	0	1	0	29	
14	JOHNSON, Nate	c	3-5	0-0	0-0	0	1	0	1	5	6	1	0	0	0	15	
01	RUSSELL, Phillip	s	5-14	2-8	0-0	0	3	3	2	12	5	0	0	0	0	26	
03	SMART, Aquan	g	2-8	1-2	3-3	1	2	3	1	8	0	4	1	1	1	26	
05	HARRIS, Chris		8-13	2-4	1-1	0	1	1	2	19	3	1	0	1	0	22	
11	EURSHER, Evan		0-2	0-2	0-0	0	1	1	1	0	0	0	0	0	0	4	
12	GOWINS, Tevin		0-1	0-0	0-0	0	2	2	2	0	0	0	0	0	0	4	
15	MITCHELL, Josh		0-0	0-0	0-0	0	0	0	2	0	0	0	0	0	0	2	
21	EARLEY, Josh		5-7	0-0	0-0	3	2	5	3	10	0	0	0	0	0	20	
33	BRANSON, Dylan		1-7	1-4	0-0	0	4	4	1	3	0	2	0	2	2	22	
35	HANBACK, Mason		0-0	0-0	1-2	0	0	0	0	1	0	0	0	0	0	5	
	Team					1	2	3									
	Totals		30-71	8-28	7-8	7	23	30	23	75	13	10	1	5	200		

FG % 1st Half: 17-39 43.6% 2nd half: 13-32 40.6% Game: 30-71 42.3%  
3FG % 1st Half: 5-15 33.3% 2nd half: 3-13 23.1% Game: 8-28 28.6%  
FT % 1st Half: 2-2 100.0 2nd half: 5-6 83.3% Game: 7-8 87.5%

Deadball  
Rebounds  
0

### Iowa 106 • 8-3,0-1 Big Ten

#	Player		Total		3-Ptr	Rebounds				PF	TP	A	TO	Blk	Stl	Min
			FG-FGA	FG-FGA	FT-FTA	Off	Def	Tot								
00	Filip Rebraca	f	12-13	0-0	6-9	3	6	9	2	30	6	3	1	1		26
22	Patrick McCaffery		7-14	3-5	3-3	2	6	8	1	20	1	0	0	1		26
01	Ahron Ulis	g	2-4	1-3	2-2	0	0	0	0	7	3	1	0	0		23
11	Tony Perkins		1-5	0-1	1-4	0	1	1	0	3	2	2	0	0		19
30	Connor McCaffery	g	2-4	0-2	5-5	1	4	5	2	9	3	1	0	1		25
04	Josh Dix		0-2	0-1	0-1	0	5	5	1	0	1	0	0	1		13
05	Dasonte Bowen		2-5	1-2	0-1	1	1	2	3	5	1	0	0	0		17
10	Dante Eldridge		0-1	0-1	0-2	0	0	0	0	0	0	0	0	0		4
14	Carter Kingsbury		0-1	0-0	0-0	0	0	0	0	0	0	0	0	0		6
20	Payton Sandfort		9-13	2-6	4-4	1	6	7	1	24	2	1	0	0		23
23	Josh Ogundele		2-2	0-0	0-0	0	1	1	2	4	0	0	1	0		7
25	Luc Laketa		1-1	1-1	0-0	1	1	2	1	3	0	0	0	0		4
44	Riley Mulvey		0-1	0-0	1-2	1	3	4	0	1	1	1	1	0		7
	Team					2	1	3								
Totals			38-66	8-22	22-33	12	35	47	13	106	20	10	3	4		200

FG % 1st Half: 22-33 66.7% 2nd half: 16-33 48.5% Game: 38-66 57.6%  
3FG % 1st Half: 4-11 36.4% 2nd half: 4-11 36.4% Game: 8-22 36.4%  
FT % 1st Half: 10-16 62.5% 2nd half: 12-17 70.6% Game: 22-33 66.7%

Deadball  
Rebounds  
4

Officials: Michael Kitts, Bryan Anslinger, Chris Beaver  
Technical fouls: Southeast Mo. St.-EARLEY, Josh; RUSSELL, Phillip.  
Iowa-None.

Attendance: 11240  
2022-23 Men's Basketball. Round: 0. Iowa vs Southeast Mo. St.. Played at Carve

Score by periods	1st	2nd	Total
Southeast Mo. St.	41	34	75
Iowa	58	48	106

	Points	In Paint	Off T/O	2nd Chance	Fast Break	Bench
SEMO	30	12	9	2	33	
Iowa	54	10	13	21	37	





## 2022-23 SOUTHEAST MISSOURI BASKETBALL NOTES

### GAME SUMMARIES

Game  
13

#### Southern Illinois 70 Southeast Missouri 68

December 21, 2022 • Show Me Center • Cape Girardeau, Mo.



#### CAPE GIRARDEAU, Mo.

Chris Harris  
scored 19 points

and Phillip Russell added 17 as Southeast Missouri dropped a heartbreaking 70-68 decision to longtime rival Southern Illinois at the Show Me Center.

The 120th meeting between the teams went wire-to-wire.

After SEMO forced a turnover, Harris drained a 3-pointer to cut SIU's lead to 69-68 with 18 seconds left.

The Salukis then split two free throws and the Redhawks had one final chance.

Russell missed a contested layup. Kobe Clark grabbed the offensive

rebound and passed the ball to Harris who had a great look from beyond the arc. Harris' 3-pointer came off the rim and the Salukis escaped.

SEMO made a strong push at the end scoring nine of the game's last 13 points.

Both teams had their highs and lows in the first half.

Ahead, 18-16, SEMO went on an 8-0 run to take a double-digit lead as SIU did not score for 3:46. Harris buried a 3-pointer and Aquan Smart followed with a fastbreak layup.

Russell added the next four points to increase the Redhawks lead to 26-16 with 8:13 remaining.

SIU later answered with a 12-0 run capitalizing on a cold spell by SEMO.

Game  
14

#### Southeast Missouri 81 Southern Indiana 86

December 29, 2022 • Screaming Eagle Arena • Evansville, Ind.



#### EVANSVILLE, Ind.

Southeast Missouri made a strong push at the end, but couldn't

catch Southern Indiana, which pulled away with an 86-81 victory in the Ohio Valley Conference opener for both teams.

SEMO was down by as many as 23 points, but outscored USI, 55-43, in the second half and got within five in the final seconds. The comeback bid, however, came just a little too late.

After shooting less than 30 percent from the field in the first half, the Redhawks turned things around and made 21-of-38 shots at a 55.3 percent clip in the game's final 20 minutes.

With 17:43 left in the game, SEMO continued to chip away and put together a 12-2 run to make it a 12-point contest.

Israel Barnes and Chris Harris each nailed a 3-pointer. Three layups, including two by Dylan Branson and one by Barnes polished off the surge. Barnes' basket cut the Screaming Eagles lead to 57-45.

Aquan Smart's basket made it a nine-point ballgame at the 10:39 mark and Harris' layup closed USI's lead to nine again with under a minute to play.

Harris scored to bring the Screaming Eagles lead to 83-78 with 24 seconds to go before the Screaming Eagles made three free throws in the last 17 seconds to hang on.

#### Southern Ill. 70 • 9-4,1-1 MVC

#	Player	Total		3-Ptr	FT-FTA	Rebounds		PF	TP	A	TO	Blk	Stl	Min
		FG-FGA	FG-FGA			Off	Def							
01	Marcus Domask	7-17	2-5	8-8	0	6	6	0	24	2	3	0	0	38
04	Clarence Rupert	2-4	0-0	3-4	4	1	5	2	7	2	2	0	0	23
05	Lance Jones	4-10	2-6	4-5	1	5	6	3	14	1	3	0	0	29
10	Xavier Johnson	1-3	1-2	0-0	1	0	1	3	3	1	0	0	2	13
24	Trent Brown	0-4	0-4	0-0	0	1	1	0	0	0	0	0	0	17
00	Foster Wonders	1-4	0-2	0-0	0	1	1	0	2	1	0	0	0	11
03	Dalton Banks	1-2	1-1	3-4	1	1	2	3	6	1	2	0	1	17
11	JD Muila	2-3	0-0	1-2	2	3	5	3	5	1	0	1	1	11
13	Jawaun Newton	2-2	0-0	5-8	0	5	5	3	9	1	0	1	3	25
21	Cade Hornecker	0-1	0-0	0-0	0	0	0	0	0	0	0	0	0	2
23	Troy D'Amico	0-4	0-3	0-0	0	1	1	1	0	0	0	0	0	14
Team						0	0	0						
Totals		20-54	6-23	24-31	9	24	33	18	70	10	13	2	7	200

FG % 1st Half: 11-31 35.5% 2nd half: 9-23 39.1% Game: 20-54 37.0%  
3FG % 1st Half: 3-11 27.3% 2nd half: 3-12 25.0% Game: 6-23 26.1%  
FT % 1st Half: 7-9 77.8% 2nd half: 17-22 77.3% Game: 24-31 77.4%

Deadball  
Rebounds  
9,5

#### Southeast Mo. St. 68 • 5-8,0-0 OVC

#	Player	Total		3-Ptr	FT-FTA	Rebounds		PF	TP	A	TO	Blk	Stl	Min
		FG-FGA	FG-FGA			Off	Def							
14	JOHNSON, Nate	1-2	0-0	0-0	1	1	2	3	2	1	1	1	0	19
01	RUSSELL, Phillip	5-16	3-8	4-5	1	3	4	2	17	4	4	0	1	39
03	SMART, Aquan	2-8	1-4	4-6	1	5	6	3	9	4	3	0	3	33
05	HARRIS, Chris	6-13	5-8	2-3	0	2	2	3	19	3	2	0	1	35
33	BRANSON, Dylan	2-3	2-3	0-1	0	2	2	5	6	0	0	0	1	13
11	JAWNSHER, Evan	0-2	0-2	0-0	0	0	0	1	0	0	0	1	1	9
21	EARLEY, Josh	5-7	0-0	1-2	0	3	3	1	11	0	0	0	0	20
24	CLARK, Kobe	2-6	0-3	0-1	1	6	7	4	4	3	1	1	0	32
Team						0	0	0						
Totals		23-57	11-28	11-18	4	22	26	22	68	15	13	3	7	200

FG % 1st Half: 10-28 35.7% 2nd half: 13-29 44.8% Game: 23-57 40.4%  
3FG % 1st Half: 4-14 28.6% 2nd half: 7-14 50.0% Game: 11-28 39.3%  
FT % 1st Half: 6-10 60.0% 2nd half: 5-8 62.5% Game: 11-18 61.1%

Deadball  
Rebounds  
8,1

Officials: Kelly Davis, Andrew Walton, Kevin Mathis  
Technical fouls: Southern Ill.-Lance Jones. Southeast Mo. St.-RUSSELL, Phillip; EARLEY, Josh.  
Attendance: 1632  
2022-23 Men's Basketball. Round: 0. Southeast Mo. St. vs Southern Ill.. Played

Score by periods	1st	2nd	Total
Southern Ill.	32	38	70
Southeast Mo. St.	30	38	68

	In	Off	2nd	Fast	Break	Bench
Points	26	14	12	15	22	
SIU	20	10	2	10	15	
SEMO						

#### Southeast Mo. St. 81 • 5-9,0-1 OVC

#	Player	Total		3-Ptr	FT-FTA	Rebounds		PF	TP	A	TO	Blk	Stl	Min
		FG-FGA	FG-FGA			Off	Def							
24	CLARK, Kobe	4-12	1-4	2-4	4	3	7	5	11	0	4	3	0	29
14	JOHNSON, Nate	3-4	0-0	2-2	1	1	2	3	8	1	3	2	0	17
01	RUSSELL, Phillip	1-4	1-2	3-4	0	3	3	5	6	2	2	0	2	23
03	SMART, Aquan	3-5	1-2	1-4	0	2	2	4	8	2	1	1	2	19
05	HARRIS, Chris	5-9	3-6	3-5	0	9	9	2	16	3	1	0	2	33
00	BARNES, Israel	2-8	1-6	3-6	1	2	3	5	8	1	1	1	0	26
04	LARSON, Adam	3-6	2-5	0-0	0	1	1	0	8	1	1	0	0	12
11	EURSHER, Evan	0-1	0-1	0-0	0	0	0	1	0	0	0	0	0	2
12	GOWINS, Tevin	0-0	0-0	0-0	0	0	0	1	0	0	0	0	0	2
15	MITCHELL, Josh	0-0	0-0	0-0	0	0	0	0	0	0	0	0	0	1
21	EARLEY, Josh	2-5	0-0	0-2	1	1	2	0	4	0	1	0	0	16
33	BRANSON, Dylan	5-8	0-2	2-3	2	3	5	4	12	1	1	0	0	20
Team						2	1	3						
Totals		28-62	9-28	16-30	11	26	37	30	81	11	15	7	6	200

FG % 1st Half: 7-24 29.2% 2nd half: 21-38 55.3% Game: 28-62 45.2%  
3FG % 1st Half: 3-14 21.4% 2nd half: 6-14 42.9% Game: 9-28 32.1%  
FT % 1st Half: 9-15 60.0% 2nd half: 7-15 46.7% Game: 16-30 53.3%

Deadball  
Rebounds  
5

#### Southern Ind. 86 • 8-6,1-0 OVC

#	Player	Total		3-Ptr	FT-FTA	Rebounds		PF	TP	A	TO	Blk	Stl	Min
		FG-FGA	FG-FGA			Off	Def							
32	Jacob Polakovich	11-18	0-0	5-9	11	15	26	4	27	5	1	0	0	39
03	Trevor Lakes	3-6	2-5	3-4	0	4	4	4	11	0	1	1	0	21
00	Jelani Simmons	1-10	0-4	6-8	2	0	2	4	8	0	3	0	5	32
04	Isaiah Swope	4-12	1-6	9-11	0	3	3	1	18	9	5	0	2	36
01	Tyler Henry	1-6	0-5	1-3	0	5	5	4	3	1	2	0	1	22
02	Gary Solomon	2-4	1-1	2-2	1	0	1	2	7	2	1	0	1	13
11	Jack Mielke	2-4	2-4	0-0	1	1	2	1	6	0	0	0	0	14
13	Jeremiah Hernandez	1-2	1-1	3-5	0	0	0	1	6	0	0	0	0	23
Team						3	4	7						
Totals		25-62	7-26	29-42	18	32	50	21	86	17	14	1	9	200

FG % 1st Half: 13-33 39.4% 2nd half: 12-29 41.4% Game: 25-62 40.3%  
3FG % 1st Half: 6-17 35.3% 2nd half: 1-9 11.1% Game: 7-26 26.9%  
FT % 1st Half: 11-14 78.6% 2nd half: 18-28 64.3% Game: 29-42 69.0%

Deadball  
Rebounds  
6

Officials: Grant Tyler, James Gibson, Blake Harris  
Technical fouls: Southeast Mo. St.-None. Southern Ind.-None.  
Attendance: 3110  
2022-23 Men's Basketball. Round: 0. Southeast Mo. St. vs Southern Ind.. Played

Score by periods	1st	2nd	Total
Southeast Mo. St.	26	55	81
Southern Ind.	43	43	86

	In	Off	2nd	Fast	Break	Bench
Points	34	16	11	13	32	
SEMO	32	10	10	14	19	
USI						



# Game 15

## SIU Edwardsville 73 Southeast Missouri 82

December 31, 2022 • Show Me Center • Cape Girardeau, Mo.



### CAPE GIRARDEAU, Mo.

Phillip

Russell scored 19 points and Dylan Branson added a career-high 14 to lead Southeast Missouri to an 82-73 win over Ohio Valley Conference leader SIU Edwardsville in a New Year's Eve matchup at the Show Me Center.

SEMO, which led the entire 40 minutes, snapped an eight-game losing streak and picked up its first December win on the final day of 2022.

Nate Johnson gave SEMO a nice boost early as the Redhawks built a seven-point lead in the first 8:36 of the contest. Johnson scored the first points on a layup and followed that up with another layup and a

one-handed dunk.

Ahead 9-7 after Johnson's dunk, the Redhawks scored the next five points capped by a Phillip Russell 3-pointer to widen their lead to 14-7 with 13:36 remaining.

Larson later drained his second 3-pointer before Johnson added a free throw to give SEMO a 34-26 lead, its biggest of the first half.

SEMO then headed into the intermission with a 37-32 advantage.

SIUE managed to narrow SEMO's margin to 48-44, however, the Redhawks used a 10-4 run to regain a double-digit lead.

Once Branson drained a 3-pointer to put SEMO ahead, 65-55, SIUE didn't get any closer than four the rest of the way.

# Game 16

## Southeast Missouri 82 UT Martin 87

January 5, 2023 • Elam Center • Martin, Tenn.



### MARTIN, Tenn.

Phillip

Russell scored a season-high 28 points and

Southeast Missouri committed a season-low seven turnovers in a close 87-82 loss to UT Martin at the Elam Center.

SEMO, down 72-53 with 8:51 remaining, came all the way back to get within two points.

The Redhawks were within two possessions on multiple occasions and managed to cut the Skyhawks lead to 84-82 on Russell's 3-pointer with 45 seconds to go.

On UTM's next possession, Koby Jeffries was fouled and made two free throws.

After a 3-pointer by Kobe Clark missed, Parker Stewart was fouled and split two free throws allowing the Skyhawks to hang on. The Redhawks missed two 3-pointers in the final 12 seconds.

The Redhawks couldn't keep UTM off the free throw line. The Skyhawks outscored SEMO, 30-9, at the charity stripe and that was the difference.

Russell made 9-of-20 field goals, with six of his makes coming from 3-point land. His career-high six 3-pointers made came during his fifth 20-point effort this season.

Barnes followed with 14 points and Harris pitched in 12. Clark, who did not play in the first half, contributed a team-high 10 rebounds.

### SIUE 73 • 10-5, 1-1 OVC

#	Player	Total		3-Ptr		Rebounds		PF	TP	A	TO	Blk	Stl	Min
		FG	FGA	FG	FGA	Off	Def							
01	DeeJuan Pruitt	3	6	1	4	0	6	6	4	7	0	1	0	25
12	Jonathan Kurtas	1	2	0	0	0	1	1	3	2	1	2	1	9
00	Damarco Minor	0	3	0	1	10	10	2	5	7	5	10	3	27
03	Ray'Sean Taylor	7	15	5	11	4	6	5	5	3	23	3	3	38
04	Shamar Wright	4	9	1	3	1	1	4	1	5	3	10	2	31
02	Desmond Polk	1	1	1	1	0	0	0	0	3	0	0	0	10
05	Dorion Staples	0	0	0	0	0	0	0	0	0	0	0	0	2
10	Jalen Hodge	1	4	0	3	2	4	1	2	3	2	4	1	15
21	Terrance Thompson	0	3	0	0	2	2	2	4	1	2	1	0	15
55	Lamar Wright	3	6	1	1	5	9	1	2	3	1	12	2	28
	Team					0	0	0						
	Totals	20	49	9	24	24	34	22	73	12	16	1	5	200

FG % 1st Half: 8-23 34.8% 2nd half: 12-26 46.2% Game: 20-49 40.8%  
3FG % 1st Half: 5-13 38.5% 2nd half: 4-11 36.4% Game: 9-24 37.5%  
FT % 1st Half: 11-11 100.0 2nd half: 13-23 56.5% Game: 24-34 70.6%

### Southeast Mo. St. 82 • 6-9, 1-1 OVC

#	Player		Total		3-Ptr		Rebounds				PF	TP	A	TO	Blk	Stl	Min	
			FG	FGA	FG	FGA	FT	FTA	Off	Def								Tot
14	JOHNSON, Nate	c	3	4	0	0	3	6	1	0	1	4	9	1	0	0	16	
01	RUSSELL, Phillip	g	6	15	1	6	6	6	0	0	0	4	19	7	1	0	1	34
03	SMART, Aquan	a	1	4	0	2	1	2	0	2	2	4	3	2	1	0	2	19
05	HARRIS, Chris	g	3	6	2	5	6	8	0	4	4	3	14	1	0	0	0	25
33	BRANSON, Dylan	g	5	6	2	3	2	2	1	5	6	1	14	3	2	0	1	28
00	BARNES, Israel		0	4	0	2	1	2	0	1	1	1	1	0	0	0	0	15
04	LARSON, Adam		3	4	2	3	0	0	0	0	0	1	8	0	0	0	0	12
21	EARLEY, Josh		5	9	0	0	2	2	3	3	5	3	12	0	2	0	0	23
24	CLARK, Kobe		1	4	0	0	0	0	3	7	10	2	2	2	2	1	2	28
	Team								0	0	0							
	Totals		27	56	7	21	21	28	7	22	29	23	82	16	8	1	6	200
	FG % 1st Half:	14-29	48.3%	2nd half:	13-27	48.1%	Game:	27-56	48.2%									Deadball
3FG	% 1st Half:	4-11	36.4%	2nd half:	3-10	30.0%	Game:	7-21	33.3%									Rebounds
	% 1st Half:	5-8	62.5%	2nd half:	16-20	80.0%	Game:	21-28	75.0%									4

FG % 1st Half: 14-29 48.3% 2nd half: 13-27 48.1% Game: 27-56 48.2%  
3FG % 1st Half: 4-11 36.4% 2nd half: 3-10 30.0% Game: 7-21 33.3%  
FT % 1st Half: 5-8 62.5% 2nd half: 16-20 80.0% Game: 21-28 75.0%

Officials: Jabir Walker, Dillon Brasher, Coy Gammon  
Technical fouls: SIUE-DeeJuan Pruitt, Southeast Mo. St.-RUSSELL, Phillip.  
Attendance: 1159  
2022-23 Men's Basketball. Round: 0. SIUE vs Southeast Mo. St.. Played at Show

Score by periods	1st	2nd	Total
SIUE	32	41	73
Southeast Mo. St.	37	45	82

Points	In Paint	Off T/O	2nd Chance	Fast Break	Bench
SIUE	18	11	14	15	21
SEMO	34	15	8	16	23

### Southeast Mo. St. 82 • 6-10, 1-2 OVC

#	Player		Total		3-Ptr		Rebounds				PF	TP	A	TO	Blk	Stl	Min		
			FG	FGA	FG	FGA	FT	FTA	Off	Def								Tot	
14	JOHNSON, Nate	c	3	4	0	0	1	2	1	4	5	1	7	0	0	0	21		
01	RUSSELL, Phillip		9	20	6	13	4	6	0	3	3	5	28	4	3	0	4	28	
03	SMART, Aquan	g	0	2	0	1	2	2	1	1	2	3	2	2	0	0	22		
05	HARRIS, Chris		4	14	3	9	1	1	0	3	3	0	12	4	0	0	1	29	
33	BRANSON, Dylan	g	1	3	1	2	0	0	0	3	3	5	3	4	0	1	0	22	
00	BARNES, Israel		6	16	2	8	0	0	1	2	3	3	14	2	1	0	0	29	
04	LARSON, Adam		0	2	0	2	0	0	0	0	0	1	0	0	0	0	10		
11	EURSHER, Evan		1	3	1	3	0	0	0	0	0	1	3	0	0	0	1	8	
15	MITCHELL, Josh		2	2	0	0	1	2	1	0	1	1	5	0	0	0	0	9	
21	EARLEY, Josh		2	5	0	0	0	0	1	1	2	1	4	0	0	0	0	5	
24	CLARK, Kobe		2	5	0	1	0	0	4	6	10	4	4	0	1	0	0	17	
Team									4	0	4								
Totals				30-76		13-39		9-15		13	23	36	25	82	16	7	1	6	200
FG % 1st Half: 15-35			42.9%	2nd half: 15-41			36.6%	Game: 30-76			39.5%	Deadball							
3FG % 1st Half: 6-18			33.3%	2nd half: 7-21			33.3%	Game: 13-39			33.3%	Rebound							
FT % 1st Half: 0-0			0.0%	2nd half: 9-15			60.0%	Game: 9-15			60.0%	4							

FG % 1st Half: 15-35 42.9% 2nd half: 15-41 36.6% Game: 30-76 39.5%  
3FG % 1st Half: 6-18 33.3% 2nd half: 7-21 33.3% Game: 13-39 33.3%  
FT % 1st Half: 0-0 0.0% 2nd half: 9-15 60.0% Game: 9-15 60.0%

### UT Martin 87 • 10-6, 2-1 OVC

#	Player	Total		3-Ptr		Rebounds				PF	TP	A	TO	Blk	Stl	Min
		FG	FGA	FG	FGA	FT	FTA	Off	Def							
00	KK Curry	f	6-8	0-0	3-5	2	11	13	1	15	1	2	1	1	33	
05	Chris Nix	f	4-6	0-0	1-1	4	4	8	4	9	2	1	0	3	29	
02	KJ Simon		2-9	0-2	7-8	1	3	4	0	11	1	2	0	1	29	
03	Jordan Sears	g	3-7	1-2	3-4	0	2	2	2	10	0	1	1	0	22	
45	Parker Stewart	g	8-13	2-5	7-10	0	5	5	2	25	4	4	0	0	33	
01	Koby Jeffries		1-1	0-0	9-10	0	3	3	3	11	2	1	0	0	18	
04	Josh Endicott		0-1	0-0	0-0	0	0	0	0	0	0	0	0	0	3	
10	Desmond Williams		2-6	2-6	0-0	0	2	2	0	6	3	0	0	0	19	
23	Jalen Myers		0-1	0-0	0-0	0	2	2	1	0	0	0	0	0	7	
55	David Kamwanga		0-0	0-0	0-0	0	1	1	1	0	0	1	0	0	7	
	Team					0	2	2								
Totals			26-52	5-15	30-38	7	35	42	14	87	13	13	2	5	200	
FG 1st Half: 15-30 50.0% 2nd half: 11-22 50.0% Game: 26-52 50.0% Deadball																
3FG 1st Half: 3-8 37.5% 2nd half: 2-7 28.6% Game: 5-15 33.3% Rebound																
FT 1st Half: 11-13 84.6% 2nd half: 19-25 76.0% Game: 30-38 78.9% 4																

FG % 1st Half: 15-30 50.0% 2nd half: 11-22 50.0% Game: 26-52 50.0%  
3FG % 1st Half: 3-8 37.5% 2nd half: 2-7 28.6% Game: 5-15 33.3%  
FT % 1st Half: 11-13 84.6% 2nd half: 19-25 76.0% Game: 30-38 78.9%

Officials: David Carter, Chris Hudson, John St. Clair  
Technical fouls: Southeast Mo. St.-RUSSELL, Phillip; TEAM. UT Martin-Koby Jeffries; Parker Stewart.  
Attendance: 1180  
2022-23 Men's Basketball. Round: 0. Southeast Mo. St. vs UT Martin. Played at

Score by periods	1st	2nd	Total
Southeast Mo. St.	36	46	82
UT Martin	44	43	87

Points	In Paint	Off T/O	2nd Chance	Fast Break	Bench
SEMO	28	9	11	7	30
UTM	32	8	13	19	17



## 2022-23 SOUTHEAST MISSOURI BASKETBALL NOTES

### GAME SUMMARIES

Game  
17

#### Southeast Missouri 74 Little Rock 68

January 7, 2023 • Jack Stephens Center • Little Rock, Ark.



##### LITTLE ROCK, Ark.

Southeast  
Missouri ended a  
seven-game road

losing streak behind a career-high 19 points by Dylan Branson in a 74-68 victory over Little Rock.

SEMO led for all but 11 seconds and closed things out strong after LR made it a one-point game on multiple occasions down the stretch.

Branson scored 11 of his points in the last 20 minutes to help the Redhawks eke out their first win outside of Cape Girardeau since Nov. 26 (vs. Boston in Milwaukee, Wis.).

The Trojans pulled to within three (48-45) on a 3-pointer by Chris Walker early in the second half,

but Branson scored on a fastbreak layup the next time SEMO had the ball.

LR was down by six multiple times over the ensuing seven-plus minutes before Branson nailed a 3-pointer to put the Redhawks up nine, 62-53, with 7:45 to go.

Following a Chris Harris jumper, Chris Walker drained a 3-pointer on the other end to pull LR within a point (66-65).

Phillip Russell then scored a layup, was fouled and converted a 3-point play to extend its lead to 69-65.

Russell later rebounded a missed 3-pointer by CJ White and made two more free throws to put SEMO's seventh win on ice.

Game  
18

#### Lindenwood 71 Southeast Missouri 94

January 12, 2022 • Show Me Center • Cape Girardeau, Mo.



##### CAPE GIRARDEAU, Mo.

Israel Barnes  
scored 20 points  
to lead Southeast

Missouri to a 94-71 drubbing of first-year Ohio Valley Conference member Lindenwood.

In the first meeting between the teams, SEMO picked up its second-straight win and improved to 4-2 at home this season. The Redhawks earned their largest win of the season against a Division I opponent, as well.

SEMO shot an OVC single-game high 63 percent and led for all but 3:51 of the contest.

SEMO started red-hot shooting 63 percent from the field and burying seven 3-pointers in the first half

alone.

The Redhawks made nine of their first 15 shots and rallied behind Barnes who came off the bench to drop in 13 points in 16 minutes.

Ahead, 10-7, Barnes nailed a 3-pointer to start a 10-2 run and help grab the Redhawks a double-digit lead. He later scored a layup before Adam Larson knocked down a trey to widen the Redhawks margin to 20-9 with 11:20 remaining in the first half.

Phillip Russell's 3-pointer gave SEMO its largest lead of the half (38-17) with 5:52 left.

Russell hit a 3-pointer on two-straight possessions to give the Redhawks their biggest lead of the night at 73-48 with 8:41 left to play.

##### Southeast Mo. St. 74 • 7-10,2-2 OVC

#	Player		Total		3-Ptr		Rebounds			PF	TP	A TO Blk Stl				Min
			FG-FGA	FG-FGA	FT-FTA	Off	Def	Tot								
24	CLARK, Kobe	f	2-5	1-4	0-2	1	5	6	4	5	3	4	2	0	28	
14	JOHNSON, Nate	c	4-6	0-0	0-0	3	4	7	3	8	0	3	1	0	28	
01	RUSSELL, Phillip	g	5-14	1-7	5-6	0	1	1	1	16	5	2	0	4	36	
05	HARRIS, Chris	g	7-13	2-4	0-0	3	4	7	0	16	2	2	2	2	33	
33	BRANSON, Dylan	g	7-12	2-5	3-5	1	3	4	2	19	2	0	0	0	28	
00	BARNES, Israel	g	2-9	0-3	0-0	3	2	5	1	4	3	1	0	0	29	
04	LARSON, Adam	g	0-3	0-3	0-0	0	0	0	0	0	0	0	0	0	6	
21	EARLEY, Josh	g	2-4	0-0	2-4	2	2	4	3	6	0	1	0	0	12	
Team						1	4	5								
Totals			29-66	6-26	10-17	14	25	39	14	74	15	13	5	6	200	

FG % 1st Half: 15-37 40.5% 2nd half: 14-29 48.3% Game: 29-66 43.9%  
3FG % 1st Half: 2-15 13.3% 2nd half: 4-11 36.4% Game: 6-26 23.1%  
FT % 1st Half: 4-6 66.7% 2nd half: 6-11 54.5% Game: 10-17 58.8%

Deadball  
Rebounds  
3

##### Little Rock 68 • 5-12,1-3 OVC

#	Player		Total		3-Ptr		Rebounds			PF	TP	A TO Blk Stl				Min
			FG-FA	FG-FGA	FT-FTA	Off	Def	Tot								
01	DeAntoni Gordon	f	4-12	0-0	1-2	1	4	5	3	9	2	4	2	2	38	
21	Ante Beljan	c	0-2	0-0	0-0	0	0	0	0	0	0	2	0	0	5	
02	D.J. Smith	g	6-13	2-4	0-0	2	0	2	4	14	5	3	0	0	36	
12	Jordan Jefferson	g	0-3	0-0	0-0	0	1	1	2	0	0	0	0	1	7	
15	Myron Gardner	g	4-7	2-3	2-2	1	11	12	2	12	2	3	0	0	28	
03	Isaiah Palermo		3-5	0-0	7-8	0	1	1	1	13	2	1	2	4	26	
05	CJ White		4-7	2-5	0-0	0	7	7	2	10	5	2	0	0	33	
10	Chris Walker		2-2	2-2	0-0	0	0	0	5	6	0	1	0	0	13	
11	Ethan Speaker		0-2	0-0	0-0	1	2	3	0	0	0	0	0	0	9	
22	Nigel John		2-4	0-0	0-0	2	0	2	0	4	0	1	0	0	5	
	Team					1	1	2								
Totals			25-57	8-14	10-12	8	27	35	19	68	16	17	4	7	200	

FG % 1st Half: 14-30 46.7% 2nd half: 11-27 40.7% Game: 25-57 43.9%  
3FG % 1st Half: 3-4 75.0% 2nd half: 5-10 50.0% Game: 8-14 57.1%  
FT % 1st Half: 2-4 50.0% 2nd half: 8-8 100.0% Game: 10-12 83.3%

Deadball  
Rebounds  
1

Officials: Wesley Harper, John Dillon, Jon Campbell  
Technical fouls: Southeast Mo. St.-None. Little Rock-None.

Attendance: 2135

2022-23 Men's Basketball. Round: 0. Little Rock vs Southeast Mo. St.. Played a

Score by periods	1st	2nd	Total
Southeast Mo. St.	36	38	74
Little Rock	33	35	68

	In Paint	Off T/O	2nd Chance	Fast Break	Bench
Points SEMO	42	9	10	11	10
LR	22	18	9	17	33

##### Lindenwood 71 • 7-11,2-3 OVC

#	Player		Total		3-Ptr		Rebounds			PF	TP	A TO Blk Stl				Min	
			FG	FGA	FG	FGA	FT	FTA	Off			Def	Tot				
00	David Ware	f	2-6		0-1		0-0	0	3	3	1	4	0	0	0	0	24
05	Cam Burrell	f	8-13		1-1		0-1	0	3	3	3	17	3	6	0	2	34
02	Brandon Trimble	g	2-6		0-4		2-2	0	1	1	0	6	1	0	0	2	34
04	Jacob Tracey	g	1-5		0-1		2-2	0	3	3	2	4	5	1	0	0	23
03	Chris Childs	g	6-11		6-8		4-4	0	2	2	3	22	2	2	0	3	33
03	Tommie Williams		0-4		0-1		0-2	0	0	0	2	0	2	1	0	0	17
20	Brayden Wampler-Fous		0-0		0-0		0-0	0	0	0	0	0	0	0	0	0	2
24	Keenon Cole		7-12		1-2		3-4	1	0	1	3	18	0	3	0	0	27
42	Remy Lemovou		0-0		0-0		0-0	0	0	0	1	0	0	0	0	0	6
	Team							0	0	0					1		
Totals			26-57		8-18		11-15	1	12	13	15	71	13	14	0	7	200

FG % 1st Half: 13-29 44.8% 2nd half: 13-28 46.4% Game: 26-57 45.6%  
3FG % 1st Half: 2-10 20.0% 2nd half: 6-8 75.0% Game: 8-18 44.4%  
FT % 1st Half: 0-1 0.0% 2nd half: 11-14 78.6% Game: 11-15 73.3%

Deadball  
Rebounds  
5,6

##### Southeast Mo. St. 94 • 8-10,3-2 OVC

#	Player		Total		3-Ptr	Rebounds					PF	TP	A TO Blk Stl				Min
			FG-FGA	FG-FGA	FT-FTA	Off	Def	Tot									
24	CLARK, Kobe	f	0-1	0-0	0-0	0	7	7	3	0	4	2	0	0	0	19	
14	JOHNSON, Nate	c	4-6	0-0	0-2	1	2	3	8	2	0	1	1	1	21		
01	RUSSELL, Phillip	g	5-9	3-5	3-4	1	0	1	3	16	4	3	0	2	26		
05	HARRIS, Chris	g	3-8	1-4	6-9	0	3	3	1	13	3	1	0	2	24		
33	BRANSON, Dylan	g	3-4	1-2	2-2	1	5	6	3	9	4	0	0	1	28		
00	BARNES, Israel		9-12	2-5	0-2	0	1	1	0	20	1	0	0	0	29		
03	SMART, Aquan		3-5	0-1	0-0	1	2	3	1	6	3	4	0	0	21		
04	LARSON, Adam		4-5	3-4	0-0	0	1	1	0	11	0	1	1	0	11		
11	EURSHER, Evan		1-1	1-1	0-0	0	0	0	0	3	1	0	0	0	2		
12	GOWINS, Tevin		1-1	1-1	1-2	0	0	0	0	4	1	0	0	0	2		
15	MITCHELL, Josh		1-2	0-0	0-0	1	2	3	4	2	0	2	0	0	13		
21	EARLEY, Josh		1-1	0-0	0-0	0	1	1	0	2	0	0	0	0	2		
35	HANBACK, Mason		0-0	0-0	0-0	0	1	1	2	0	0	0	0	0	2		
Team						0	0	0									
Totals			35-55	12-23	12-21	5	25	30	20	94	23	13	2	9	200		

FG % 1st Half: 17-27 63.0% 2nd half: 18-28 64.3% Game: 35-55 63.6%  
3FG % 1st Half: 7-13 53.8% 2nd half: 5-10 50.0% Game: 12-23 52.2%  
FT % 1st Half: 4-9 44.4% 2nd half: 8-12 66.7% Game: 12-21 57.1%

Deadball  
Rebounds  
6,4

Officials: Andrew Walton, Kevin Driver, Steve Divine  
Technical fouls: Lindenwood-None. Southeast Mo. St.-RUSSELL, Phillip.  
Attendance: 875

2022-23 Men's Basketball. Round: 0. Lindenwood vs Southeast Mo. St.. Played at

Score by periods	1st	2nd	Total
Lindenwood	28	43	71
Southeast Mo. St.	45	49	94

	In Paint	Off T/O	2nd Chance	Fast Break	Bench
Points Linden	32	8	2	7	18
SEMO	42	17	6	15	48



# Game 19

## Southeast Missouri 91 Morehead State 86

January 14, 2023 • Johnson Arena • Morehead, Ky.



**CAPE GIRARDEAU, Mo.**  
Phillip Russell tied the Southeast Missouri NCAA

Division I single-game scoring record with 37 points to fuel a high-scoring 91-86 comeback win over Ohio Valley Conference pre-season favorite Morehead State.

SEMO battled back from an 11-point deficit to tie the game at 83-83 on a 3-pointer by Russell with 1:55 to go.

Russell's fifth 3-pointer of the game gave the momentum to the Redhawks who then scored eight of the final 11 points to take down the Eagles.

After MSU took a 86-85 lead on two free throws by Mark Freeman

with less than a minute, Chris Harris nailed a huge 3-pointer and SEMO didn't look back. Harris' 3-pointer came after Israel Barnes rebounded a missed jumper by Russell.

Russell (1) and Harris (2) combined for three free throws the rest of the way to put the finishing touches on the nice road win.

SEMO withstood a 17-4 MSU run early in the second half.

Russell, who surpassed 30 points in a game for the second time in his career, shot 11-of-20 from the field, 5-of-9 from downtown and a near-perfect 10-of-11 at the free throw line. His 37 points tied Tyler Stone (37, at SIUE, Feb. 6, 2014) for the program's NCAA Division I single-game record. Russell had six assists, as well.

# Game 20

## UT Martin 80 Southeast Missouri 60

January 19, 2023 • Show Me Center • Cape Girardeau, Mo.



**MARTIN, Tenn.**  
Chris Harris scored 16 points as Southeast Missouri fell to

UT Martin, 80-60, at the Show Me Center.

UTM put an end to SEMO's three-game winning streak.

The Redhawks led for only 49 seconds and started slow shooting just 22.6 percent (7-of-31) in the first half.

SEMO won the tip and Nate Johnson quickly scored the game's first basket 15 seconds in.

After that, SEMO went cold missing 13 field goals in a row. The Redhawks went without a field goal for 7:22 until Aquan Smart's bucket was ruled good following a goalten-

ding at the 12:23 mark to end the drought.

Ahead, 17-14, UTM then went on a 10-0 run and widened its lead to 27-14 when KJ Simon scored to cap the surge with 4:41 left.

Parker Stewart's 3-pointer later increased the Skyhawks lead to 35-20 before UTM headed into the intermission up, 38-24.

UTM, the best free throw shooting team in conference play this season, was in the bonus for the final 10:59 of the game.

Three-pointers on consecutive possessions by Desmond Williams and Josh Endicott grabbed the Skyhawks a 69-51 lead and UTM later went ahead by 20 to claim its 12th win.

### Southeast Mo. St. 91 • 9-10,4-2 OVC

#	Player	Total		3-Ptr		Rebounds			PF	TP	A TO Blk Stl				Min
		FG-FGA	FG-FGA	FT-FTA	FT-FTA	Off	Def	Tot							
14	JOHNSON, Nate	c	5-5	0-0	0-0	0	3	3	4	10	1	0	1	1	21
01	RUSSELL, Phillip	g	11-20	5-9	10-11	1	0	1	4	37	6	2	0	1	38
03	SMART, Aquan	g	1-4	1-3	0-0	0	5	5	3	3	2	2	0	3	27
05	HARRIS, Chris	g	6-9	2-4	9-9	0	4	4	2	23	1	2	0	0	35
33	BRANSON, Dylan	g	2-3	0-0	2-2	1	2	3	3	6	1	4	0	0	23
00	BARNES, Israel	g	3-5	0-1	0-1	1	4	5	1	6	1	1	0	1	30
04	LARSON, Adam	g	0-3	0-3	0-0	0	0	0	1	0	0	0	0	0	10
15	MITCHELL, Josh	g	1-1	0-0	0-0	0	0	0	3	2	0	1	0	0	3
25	HANBACK, Mason	g	2-3	0-0	0-0	0	0	0	3	4	0	1	3	0	13
Team						1	2	3							
Totals			31-53	8-20	21-23	4	20	24	24	91	12	13	4	6	200

FG % 1st Half: 17-27 63.0% 2nd half: 14-26 53.8% Game: 31-53 58.5%  
3FG % 1st Half: 4-9 44.4% 2nd half: 4-11 36.4% Game: 8-20 40.0%  
FT % 1st Half: 9-9 100.0 2nd half: 12-14 85.7% Game: 21-23 91.3%

Deadball  
Rebounds  
1

### Morehead St. 86 • 10-9,3-3 OVC

#	Player	Total		3-Ptr		Rebounds			PF	TP	A TO Blk Stl				Min
		FG-FGA	FG-FGA	FT-FTA	FT-FTA	Off	Def	Tot							
45	Alex Gross	r	3-12	0-0	3-6	6	5	11	4	9	3	2	1	0	21
00	Mark Freeman	g	9-15	3-6	5-6	1	3	4	3	26	4	5	0	5	34
03	Drew Thelwell	g	6-13	3-6	1-3	0	2	2	4	16	6	2	0	0	39
15	Kalil Thomas	g	2-4	1-2	0-0	3	3	6	3	5	1	1	0	0	26
24	Jake Wolfe	g	4-7	1-2	2-3	1	2	3	3	11	1	0	0	0	33
05	Branden Maughmer	g	4-5	2-2	4-6	1	3	4	5	14	2	1	0	0	20
11	Trent Scott	g	0-0	0-0	0-0	0	0	0	0	0	0	0	0	0	3
14	Chris Cole	g	0-0	0-0	0-0	0	0	0	0	0	0	0	0	0	5
22	LJ Bryan	g	1-3	0-0	3-4	0	0	0	0	5	3	0	0	2	19
Team						1	0	1							
Totals			29-59	10-18	18-28	13	18	31	22	86	20	11	1	7	200

FG % 1st Half: 17-29 58.6% 2nd half: 12-30 40.0% Game: 29-59 49.2%  
3FG % 1st Half: 5-7 71.4% 2nd half: 5-11 45.5% Game: 10-18 55.6%  
FT % 1st Half: 10-15 66.7% 2nd half: 8-13 61.5% Game: 18-28 64.3%

Deadball  
Rebounds  
7,1

Officials: Jon Garrett, Josh Pitto, Bryan Washer

Technical fouls: Southeast Mo. St.-None. Morehead St.-None.

Attendance: 1740

2022-23 Men's Basketball. Round: 0. Morehead St. vs Southeast Mo. St.. Played

Score by periods	1st	2nd	Total
Southeast Mo. St.	47	44	91
Morehead St.	49	37	86

	Points	In Paint	Off T/O	2nd Chance	Fast Break	Bench
SEMO	42	9	5	5	5	12
More	36	18	13	16	19	

### UT Martin 80 • 12-8,4-3 OVC

#	Player	Total		3-Ptr		Rebounds			PF	TP	A TO Blk Stl				Min
		FG-FGA	FG-FGA	FT-FTA	FT-FTA	Off	Def	Tot							
05	Chris Nix	r	1-3	0-0	2-3	0	7	7	2	4	1	2	0	0	22
23	Jalen Myers	r	1-2	0-0	2-2	0	8	8	2	4	0	2	0	0	22
02	KJ Simon	g	7-12	0-1	0-2	1	2	3	4	14	1	6	0	5	27
03	Jordan Sears	g	8-10	2-3	2-2	1	3	4	1	20	4	4	0	0	31
45	Parker Stewart	g	5-12	4-9	2-2	1	4	5	4	16	1	2	0	1	29
01	Koby Jeffries	g	0-1	0-1	2-2	0	1	1	1	2	1	1	0	0	9
04	Josh Endicott	g	2-4	1-2	0-0	0	3	3	2	5	1	2	0	1	16
10	Desmond Williams	g	4-6	3-5	0-0	0	1	1	1	11	0	1	0	2	28
55	David Kamwanga	g	1-2	0-0	2-3	2	4	6	3	4	0	0	0	0	16
Team						0	0	0							
Totals			29-52	10-21	12-16	5	33	38	20	80	9	21	0	9	200

FG % 1st Half: 14-29 48.3% 2nd half: 15-23 65.2% Game: 29-52 55.8%  
3FG % 1st Half: 4-12 33.3% 2nd half: 6-9 66.7% Game: 10-21 47.6%  
FT % 1st Half: 6-8 75.0% 2nd half: 6-8 75.0% Game: 12-16 75.0%

Deadball  
Rebounds  
2,5

### Southeast Mo. St. 60 • 9-11,4-3 OVC

#	Player	Total		3-Ptr		Rebounds			PF	TP	A TO Blk Stl				Min
		FG-FGA	FG-FGA	FT-FTA	FT-FTA	Off	Def	Tot							
14	JOHNSON, Nate	c	3-4	0-0	3-4	4	0	4	3	9	0	2	2	0	22
00	BARNES, Israel	g	1-7	0-3	0-2	2	0	2	2	2	2	0	0	1	32
03	SMART, Aquan	g	3-7	0-2	2-2	0	0	0	5	8	1	3	0	1	15
05	HARRIS, Chris	g	4-17	1-5	7-9	1	1	2	1	16	2	2	0	1	31
33	BRANSON, Dylan	g	4-10	1-3	1-2	0	6	6	4	10	0	4	0	2	31
04	LARSON, Adam	g	0-1	0-1	0-0	0	1	1	1	0	0	1	0	0	14
11	EURSHER, Evan	g	2-6	1-4	2-2	0	2	2	1	7	1	1	0	2	10
12	GOWINS, Tevin	g	0-1	0-0	0-0	0	0	0	0	0	0	1	0	0	3
21	EARLEY, Josh	g	1-3	0-0	0-0	0	2	2	1	2	0	0	0	0	13
24	CLARK, Kobe	g	2-7	0-4	2-4	1	4	5	2	6	1	1	0	4	29
Team						0	0	0							
Totals			20-63	3-22	17-25	8	16	24	20	60	7	15	2	11	200

FG % 1st Half: 7-31 22.6% 2nd half: 13-32 40.6% Game: 20-63 31.7%  
3FG % 1st Half: 1-12 8.3% 2nd half: 2-10 20.0% Game: 3-22 13.6%  
FT % 1st Half: 9-15 60.0% 2nd half: 8-10 80.0% Game: 17-25 68.0%

Deadball  
Rebounds  
5,4

Officials: JP Primm, Shane Staggs, Kevin Mathis

Technical fouls: UT Martin-KJ Simon; David Kamwanga. Southeast Mo.

St.-JOHNSON, Nate.

Attendance: 1115

2022-23 Men's Basketball. Round: 0. Southeast Mo. St. vs UT Martin. Played at

Score by periods	1st	2nd	Total
UT Martin	38	42	80
Southeast Mo. St.	24	36	60

	Points	In Paint	Off T/O	2nd Chance	Fast Break	Bench
UTM	26	15	8	1	14	22
SEMO	32	17	1	1	14	15





## 2022-23 SOUTHEAST MISSOURI BASKETBALL NOTES

### GAME SUMMARIES

Game  
21

### Tennessee Tech 77 Southeast Missouri 84 <sup>2OT</sup>

January 21, 2023 • Show Me Center • Cape Girardeau, Mo.



#### CAPE GIRARDEAU, MO.

Southeast Missouri, after letting a 22-point

lead disappear, rallied to survive an 84-77 double overtime victory over Tennessee Tech at the Show Me Center.

SEMO scored the final six points of the second overtime period to pick up its 10th win of the season. The Redhawks moved into a six-way tie for first in the Ohio Valley Conference.

SEMO exploded to a quick 9-0 lead behind five points from Phillip Russell who returned after missing Thursday's game vs. UT Martin with an ankle injury.

The Redhawks outscored the Golden Eagles, 14-7, in the last five minutes of the game to pick up their first win in overtime this season.

Harris scored 23 points and had 11 rebounds for his first career double-double. He shot 8-of-17 from the field and buried four 3-pointers.

Russell followed with 13 points, while Aquan Smart and Israel Barnes each pitched in 10. Dylan Branson grabbed a career-high 12 rebounds, as well.

SEMO outrebounded TTU, 50-33, for a +17 margin, its largest of the season. The Redhawks controlled the offensive glass, 15-3.

Game  
22

### Tennessee State 75 Southeast Missouri 92

January 26, 2023 • Show Me Center • Cape Girardeau, Mo.



#### CAPE GIRARDEAU, Mo.

Phillip Russell scored a game-high 30 points

and had nine assists as Southeast Missouri overcame a 16-point deficit to beat Tennessee State, 92-75, at the Show Me Center.

SEMO trailed 16-1 early before outscoring, 49-31, in the second half to pull off its come-from-behind win. The Redhawks remain tied for first in the Ohio Valley Conference with four others, including UT Martin, Morehead State, Tennessee Tech and Southern Indiana.

After Justin Williams' layup gave the game its fifth tie at 53-53 with 13:45 remaining, SEMO put together an 11-0 run to pull away.

Josh Earley scored four points, while Russell buried a 3-pointer, Smart threw down a dunk and Israel Barnes knocked down a jumper to get the Redhawks their first double-digit lead, 64-53, at the 10:46 mark. TSU missed nine-straight field goals and did not score for 3:35.

Russell shot 8-of-15 from the field and a near-perfect 10-of-11 at the free throw line. He buried four 3-pointers and scored 30 or more points for the second time this season and third in his career.

Smart followed with 14 points, while Earley added 12 and Chris Harris chipped in 10.

#### Tennessee Tech 77 • 9-12,5-3 OVC

#	Player	Total		3-Ptr		Rebounds			PF	TP	A	TO	Blk	Stl	Min
		FG	FGA	FG	FGA	Off	Def	Tot							
02	Jaylen Seabree	2-13	1-6	0-0	0-0	2	12	14	1	5	0	3	0	1	35
04	Nolan Causwell	0-1	0-0	2-2	0-0	1	0	1	2	2	1	0	0	0	12
00	Ty Perry	4-11	2-8	0-0	0-0	0	3	3	3	10	6	1	1	1	48
11	Grant Strong	0-1	0-0	0-0	0-0	0	0	0	0	0	0	1	0	0	4
13	Jayvis Harvey	7-13	3-7	5-8	0-0	5	5	1	22	3	3	1	3	3	48
05	Brett Thompson	6-10	4-5	2-4	0-0	3	3	3	2	18	1	3	0	0	33
10	Grant Slatten	0-3	0-0	0-0	0-0	0	1	1	1	0	0	0	0	0	17
12	Erik Oliver	6-10	0-4	1-1	0-0	4	4	0	13	0	1	0	1	1	30
33	Bogdan Zimonjic	2-3	1-1	0-1	0-0	2	2	3	5	3	0	0	0	0	15
35	Jerome Beya	1-1	0-0	0-0	0-0	0	0	0	5	2	0	1	0	0	8
	Team					0	0	0			1				
	Totals	28-66	11-31	10-16	3-30	33	18	77	14	14	2	6	250		

FG % 1st Half: 10-24 41.7% 2nd half: 15-27 55.6% OT: 3-15 20.0% Game: 28-66 42.4% Deadball  
3FG % 1st Half: 2-9 22.2% 2nd half: 7-12 58.3% OT: 2-10 20.0% Game: 11-31 35.5% Rebounds  
FT % 1st Half: 3-4 75.0% 2nd half: 4-8 50.0% OT: 3-4 75.0% Game: 10-16 62.5% 2,1

#### Southeast Mo. St. 84 • 10-11,5-3 OVC

#	Player	Total		3-Ptr		Rebounds			PF	TP	A	TO	Blk	Stl	Min
		FG	FGA	FG	FGA	Off	Def	Tot							
14	JOHNSON, Nate	4-4	0-0	0-2	0-0	2	0	2	4	8	1	1	1	0	23
01	RUSSELL, Phillip	4-16	2-9	3-7	2	4	6	3	13	8	3	0	2	45	
03	SMART, Aquan	4-9	1-5	1-2	0	6	6	2	10	1	1	2	0	42	
05	HARRIS, Chris	8-17	4-10	3-4	0	11	11	0	23	0	0	0	1	46	
33	BRANSON, Dylan	2-7	0-1	2-2	6	6	12	5	6	4	3	1	3	34	
00	BARNES, Israel	5-12	0-5	0-0	2	5	7	2	10	4	1	1	0	33	
04	LARSON, Adam	2-4	1-2	0-0	0	2	2	1	5	0	0	0	0	6	
11	EURSHER, Evan	0-0	0-0	0-0	0	0	0	0	0	0	0	0	0	2	
15	MITCHELL, Josh	1-2	0-0	0-0	0	0	0	0	2	0	1	0	0	2	
21	EARLEY, Josh	3-6	0-0	1-2	3	1	4	0	7	0	2	0	0	17	
	Team					0	0	0			1				
	Totals	33-77	8-32	10-19	15	35	50	17	84	18	13	5	6	250	

FG % 1st Half: 15-33 45.5% 2nd half: 11-30 36.7% OT: 7-14 50.0% Game: 33-77 42.9% Deadball  
3FG % 1st Half: 6-16 37.5% 2nd half: 1-10 10.0% OT: 1-6 16.7% Game: 8-32 25.0% Rebounds  
FT % 1st Half: 1-4 25.0% 2nd half: 6-9 66.7% OT: 3-6 50.0% Game: 10-19 52.6% 7,4

Officials: John Boylan, Jr., Kelly Davis, Greg Rennegarbe  
Technical fouls: Tennessee Tech-None. Southeast Mo. St.-None.  
Attendance: 2632  
2022-23 Men's Basketball. Round: 0. Southeast Mo. St. vs Tennessee Tech. Playe

Score by periods	1st	2nd	OT	OT2	Total
Tennessee Tech	25	41	4	7	77
Southeast Mo. St.	37	29	4	14	84

Points	In	Off	2nd	Fast	Break	Bench
TNTech	28	15	3	16	38	
SEMO	44	19	14	18	24	

#### Tennessee St. 75 • 11-11,3-6 OVC

#	Player	Total		3-Ptr		Rebounds			PF	TP	A	TO	Blk	Stl	Min
		FG	FGA	FG	FGA	Off	Def	Tot							
00	Zion Griffin	2-2	0-0	0-0	3	2	5	1	4	0	2	1	0	20	
10	Adong Makuoi	2-5	0-0	1-2	1	4	5	3	5	1	2	1	0	22	
01	Marcus Fitzgerald Jr	1-6	1-3	0-0	0	1	1	4	3	3	5	0	1	18	
04	Jr. Clay	10-21	4-8	2-3	1	6	7	1	26	14	2	0	3	37	
20	Dedric Boyd	5-11	3-7	0-0	0	2	2	4	13	0	1	0	0	36	
05	Tajik Bartholomew	0-0	0-0	0-0	0	0	0	0	0	0	0	0	0	3	
11	Justin Williams	2-6	0-3	3-4	1	2	3	3	7	4	2	0	2	28	
13	Zool Kueth	4-5	2-3	0-0	1	5	6	2	10	0	1	1	0	20	
44	David Acosta	3-3	0-0	1-6	1	0	1	4	7	1	1	2	0	16	
	Team					0	0	0			1				
	Totals	29-59	10-24	7-15	8	22	30	22	75	23	17	5	6	200	

FG % 1st Half: 16-25 64.0% 2nd half: 13-34 38.2% Game: 29-59 49.2% Deadball  
3FG % 1st Half: 6-13 46.2% 2nd half: 4-11 36.4% Game: 10-24 41.7% Rebounds  
FT % 1st Half: 6-11 54.5% 2nd half: 1-4 25.0% Game: 7-15 46.7% 6,2

#### Southeast Mo. St. 92 • 11-11,6-3 OVC

#	Player	Total		3-Ptr		Rebounds			PF	TP	A	TO	Blk	Stl	Min
		FG	FGA	FG	FGA	Off	Def	Tot							
14	JOHNSON, Nate	2-3	0-0	2-2	3	0	3	2	6	1	0	0	0	24	
01	RUSSELL, Phillip	8-15	4-9	10-11	1	2	3	1	30	9	2	1	1	35	
03	SMART, Aquan	4-12	2-5	4-5	2	4	6	3	14	4	2	1	4	33	
05	HARRIS, Chris	3-12	1-6	3-4	0	5	5	2	10	4	4	0	3	33	
33	BRANSON, Dylan	1-4	0-2	1-2	1	5	6	1	3	1	0	0	2	24	
00	BARNES, Israel	4-6	1-2	0-1	0	2	2	1	9	0	0	0	0	24	
04	LARSON, Adam	3-5	2-3	0-0	0	2	2	2	8	0	0	1	0	11	
11	EURSHER, Evan	0-0	0-0	0-0	0	0	0	0	0	0	0	0	0	0+	
12	GOWINS, Tevin	0-0	0-0	0-0	0	0	0	0	0	0	0	0	0	0+	
21	EARLEY, Josh	6-7	0-0	0-1	1	4	5	3	12	0	1	0	0	16	
	Team				1	0	1				1				
	Totals	31-64	10-27	20-26	9	24	33	15	92	19	10	3	10	200	

FG % 1st Half: 14-31 45.2% 2nd half: 17-33 51.5% Game: 31-64 48.4% Deadball  
3FG % 1st Half: 5-15 33.3% 2nd half: 5-12 41.7% Game: 10-27 37.0% Rebounds  
FT % 1st Half: 10-15 66.7% 2nd half: 10-11 90.9% Game: 20-26 76.9% 6

Officials: James Hicks, Andrew Walton, John St. Clair  
Technical fouls: Tennessee St.-Marcus Fitzgerald Jr; Dedric Boyd. Southeast  
Attendance: 1857  
2022-23 Men's Basketball. Round: 0. Southeast Mo. St. vs Tennessee St.. Playe

Score by periods	1st	2nd	Total
Tennessee St.	44	31	75
Southeast Mo. St.	43	49	92

Points	In	Off	2nd	Fast	Break	Bench
TSU	38	14	4	17	24	
SEMO	32	26	12	20	29	



# Game 23

## Southeast Missouri 79 Eastern Illinois 68

January 23, 2023 • Lantz Arena • Charleston, Ill.



### CHARLESTON, Ill.

Phillip Russell scored 19 points and had six assists leading four players in double figures as Southeast Missouri grinded out a 79-68 win over Eastern Illinois.

SEMO, which picked up its seventh win in nine games, remained tied for first in the Ohio Valley Conference standings. The Redhawks also won three-straight OVC road games for the first time since 2012-13.

The Redhawks fell behind, 6-2, but responded by scoring the next 19 points to grab a 21-6 lead with 12:20 remaining in the first half.

Russell got things going with the first five points of the surge and then capped the run with a four-point play after he drained a 3-pointer, was fouled and made his extra free throw.

EIU later strung together a 10-0 run and pulled within seven (27-20) on Cameron Haffner's 3-pointer at the 5:42 mark. assists, as well.

Russell shot 4-of-8 from the field and made 8-of-10 free throws. He also drained three 3-pointers and went over 200 assists in his career.

Israel Barnes and Adam Larson followed with 11 points apiece, while Josh Earley chipped in 10 points and eight rebounds.

# Game 24

## Little Rock 98 Southeast Missouri 99

February 2, 2023 • Show Me Center • Cape Girardeau, Mo.



### CAPE GIRARDEAU, Mo.

Phillip Russell had a

double-double 37 points and 10 assists, and Southeast Missouri made a season-high 14 three-pointers to outlast Little Rock, 99-98, at the Show Me Center.

For the second time this year, Russell tied SEMO's all-time NCAA Division I single-game scoring record. His big performance helped the Redhawks get out of what was once a 12-point deficit late in the first half.

SEMO, down 50-41 at halftime, wasted no time scoring the first eight points of the second half to quickly pull within one. Russell split

two free throws, Chris Harris made a jumper and Dylan Branson buried a 3-pointer. Russell followed that up with a layup to cut LR's lead to 50-49 with 17:23 to go.

LR continued to hang around and was within two or three points several times in the final 3:48.

The game featured a total of nine ties with seven in the second half alone.

Russell shot 9-of-16 from the field, made four 3-pointers and hit 15-of-18 free throws to go along with his career-best 10 assists. He also added four rebounds in 37 minutes.

Harris followed with 16 points, Josh Earley scored 15 points and had seven rebounds, and Branson pitched in 11.

### Southeast Mo. St. 79 • 12-11, 7-3 OVC

#	Player		Total		3-Ptr		Rebounds		PF	TP	A TO Blk Stl				Min
			FG-FGA	FG-FGA	FT-FTA	Off	Def	Total			Total	Total	Total		
14	JOHNSON, Nate	c	3-3	0-0	0-0	1	1	2	4	6	2	0	1	2	20
01	RUSSELL, Phillip	g	4-8	3-7	8-10	1	1	2	5	19	6	3	0	1	27
03	SMART, Aquan	g	2-7	0-1	4-7	0	2	2	4	8	1	2	0	3	27
05	HARRIS, Chris	g	1-4	1-3	3-3	0	4	4	1	6	2	6	0	1	26
33	BRANSON, Dylan	g	2-3	1-2	3-4	1	2	3	4	8	3	2	1	1	25
00	BARNES, Israel		5-12	0-4	1-2	0	2	2	2	11	5	2	0	0	33
04	LARSON, Adam		4-10	3-7	0-0	1	3	4	2	11	1	0	3	1	21
11	EURSHER, Evan		0-0	0-0	0-0	0	1	1	1	0	0	0	0	0	2
21	EARLEY, Josh		5-8	0-0	0-0	1	7	8	0	10	0	0	0	0	19
	Team					3	3	6							
Totals			26-55	8-24	19-26	8	26	34	23	79	20	15	5	9	200

FG % 1st Half: 14-31 45.2% 2nd half: 12-24 50.0% Game: 26-55 47.3%  
3FG % 1st Half: 4-15 26.7% 2nd half: 4-9 44.4% Game: 8-24 33.3%  
FT % 1st Half: 7-8 87.5% 2nd half: 12-18 66.7% Game: 19-26 73.1%

### Eastern Ill. 68 • 7-16, 3-7 OVC

#	Player		Total		3-Ptr		Rebounds				PF	TP	A TO Blk Stl				Min
			FG-FTA	FT-FTA	FG-FGA	FT-FTA	Off	Def	Tot	A			TO	Blk	Stl		
02	Paul Bizimana	f	3-6	0-1	0-0	0	1	1	1	6	0	1	0	1	15		
24	Kyle Thomas	f	2-3	0-0	2-2	0	3	3	2	6	1	2	1	0	14		
03	Cameron Haffner	f	2-8	1-4	0-0	0	1	1	3	5	0	2	0	0	22		
04	Yaakema Rose	g	6-13	0-2	3-4	1	3	4	3	15	8	3	0	6	29		
20	Caleb Donaldson	g	5-11	1-3	0-2	0	6	6	2	11	3	0	0	0	37		
05	Sincere Malone		1-2	0-0	2-2	2	3	5	4	4	0	3	0	4	25		
11	Nick Eliington		2-5	0-0	9-12	3	4	7	1	13	0	1	2	0	22		
13	Kyle Carlesimo		1-2	1-2	0-0	1	0	1	0	3	0	2	0	0	5		
25	Dan Luers		2-8	1-2	0-1	1	0	1	5	5	1	2	0	1	27		
34	Jermaine Hamlin		0-1	0-0	0-0	1	1	2	0	0	0	0	1	0	4		
Team						3	2	5									
Totals			24-59	4-14	16-23	12	24	36	21	68	13	16	4	12	200		

FG % 1st Half: 13-32 40.6% 2nd half: 11-27 40.7% Game: 24-59 40.7%  
3FG % 1st Half: 3-9 33.3% 2nd half: 1-5 20.0% Game: 4-14 28.6%  
FT % 1st Half: 0-0 0.0% 2nd half: 16-23 69.6% Game: 16-23 69.6%

Officials: Cody Crum, Davis Maxwell, James Gibson  
Technical fouls: Southeast Mo. St.-None. Eastern Ill.-None.  
Attendance: 1515

2022-23 Men's Basketball. Round: 0. Eastern Ill. vs Southeast Mo. St.. Played

Score by periods	1st	2nd	Total
Southeast Mo. St.	39	40	79
Eastern Ill.	29	39	68

Points	In Paint	Off T/O	2nd Chance	Fast Break	Bench
SEMO	30	20	9	13	32
EIU	28	15	14	10	25

### Little Rock 98 • 7-17, 3-8 OVC

#	Player	Total		3-Ptr	Rebounds			PF	TP	A TO Blk Stl				Min	
		FG-FGA	FG-FGA	FT-FTA	Off	Def	Tot								
01	DeAntoni Gordon	f	5-8	0-0	7-10	1	3	4	2	17	5	1	0	0	38
22	Nigel John	f	6-11	0-0	1-3	2	2	4	4	13	1	2	0	1	28
02	D.J. Smith		1-2	0-1	0-0	0	1	1	5	2	1	0	0	1	16
05	CJ White	g	6-13	3-4	7-7	0	7	7	4	22	6	4	1	1	38
15	Myron Gardner	g	6-8	0-1	3-4	2	8	10	5	15	2	3	0	0	30
03	Isaiah Palermo		7-12	0-0	6-8	2	2	4	4	20	1	3	0	1	31
11	Ethan Speaker		1-1	0-0	0-0	0	2	2	0	2	1	0	0	1	15
12	Jordan Jefferson		1-3	1-3	4-4	0	0	0	0	7	0	0	0	0	4
	Team					0	0	0				1			
	Totals		33-58	4-9	28-36	7	25	32	24	98	17	14	1	5	200

FG % 1st Half: 19-31 61.3% 2nd half: 14-27 51.9% Game: 33-58 56.9%  
3FG % 1st Half: 3-5 60.0% 2nd half: 1-4 25.0% Game: 4-9 44.4%  
FT % 1st Half: 9-11 81.8% 2nd half: 19-25 76.0% Game: 28-36 77.8%

### Southeast Mo. St. 99 • 13-11, 8-3 OVC

#	Player	Total		3-Ptr	Rebounds				PF	TP	A TO Blk Stl				Min
		FG-FGA	FG-FGA	FT-FTA	Off	Def	Tot	A			TO	Blk	Stl		
14	JOHNSON, Nate	c	0-1	0-0	2-2	1	0	1	2	2	0	0	2	0	13
01	RUSSELL, Phillip	g	9-16	4-9	15-18	2	2	4	4	37	10	4	0	0	37
03	SMART, Aquan	g	1-3	0-0	0-0	0	7	7	4	2	6	1	1	1	32
05	HARRIS, Chris	g	5-12	4-7	2-2	0	2	2	2	16	0	0	0	0	36
33	BRANSON, Dylan	g	4-5	3-4	0-0	1	0	1	5	11	1	1	0	0	22
00	BARNES, Israel		3-5	0-1	1-2	0	0	0	1	7	1	0	0	0	22
04	LARSON, Adam		3-7	3-6	0-0	0	1	1	4	9	0	1	1	1	10
11	EURSHER, Evan		0-0	0-0	0-0	0	0	0	0	0	0	0	0	0	2
21	EARLEY, Josh		5-8	0-0	5-11	2	5	7	3	15	0	2	2	1	26
Team						0	0	0							
Totals			30-57	14-27	25-35	6	17	23	25	99	18	11	6	3	200

FG % 1st Half: 15-33 45.5% 2nd half: 15-24 62.5% Game: 30-57 52.6%  
3FG % 1st Half: 7-16 43.8% 2nd half: 7-11 63.6% Game: 14-27 51.9%  
FT % 1st Half: 4-7 57.1% 2nd half: 21-28 75.0% Game: 25-35 71.4%

Officials: JP Primm, Shane Staggs, Kevin Driver

Technical fouls: Little Rock-Isaiah Palermo. Southeast Mo. St.-BRANSON, Dylan.

Attendance: 1290

2022-23 Men's Basketball. Round: 0. Little Rock vs Southeast Mo. St.. Played a

Score by periods	1st	2nd	Total
Little Rock	50	48	98
Southeast Mo. St.	41	58	99

Points	In Paint	Off T/O	2nd Chance	Fast Break	Bench
LR	40	15	12	17	29
SEMO	48	15	10	19	31



## 2022-23 SOUTHEAST MISSOURI BASKETBALL NOTES

### GAME SUMMARIES

Game  
25

### Southeast Missouri 80 Tennessee Tech 82

February 4, 2023 • Eblen Center • Cookeville, Tenn.



#### COOKEVILLE, TENN.

Phillip Russell scored 29 points and made three

free throws to tie the game with five seconds left, but Brett Thompson buried a game-winning shot at the buzzer to send Tennessee Tech to an 82-80 win over Southeast Missouri at the Eblen Center.

Thompson fouled Russell behind the 3-point line with 5.2 seconds on the clock. Russell, SEMO's best free throw shooter, headed to the free throw line and calmly made all three of his shots to tie the game at 80-80.

Thompson made up for his foul by making a pullup jumper in the paint as time expired allowing the

Golden Eagles to hang on.

SEMO was down 17 (56-39) with 15:46 left to play in the second half before coming all the way back to tie the game.

Russell put on a show in the final 20 minutes scoring 22 of his points to go along with four 3-pointers and six free throws.

Chris Harris followed with 21 points. He, too, made four 3-pointers and missed only one free throw (5-of-6). Harris also grabbed a game-high nine rebounds. Israel Barnes added 13 points, as well.

SEMO shot 50 percent (13-of-26) and outscored TTU, 44-35, in the second half.

Game  
26

### Southeast Missouri 65 Tennessee State 85

February 9, 2023 • Gentry Center • Nashville, Tenn.



#### NASHVILLE -

In a game plagued with 54 personal fouls and a staggering

11 technical fouls, Southeast Missouri fell to Tennessee State, 85-65, at the Gentry Center.

The marathon matchup lasted two hours and 33 minutes and resulted in SEMO taking its second-straight loss.

The Redhawks scored the first five points of the contest and TSU later grabbed a five-point lead (16-11) of its own. A 3-pointer by Dedric Boyd pushed the Tigers lead to 21-14 with 11:19 remaining in the first half.

A Josh Earley dunk and Adam Larson layup in transition quickly

cut TSU's lead to 21-18, but a layup by Jr. Clay and 3-pointer by Zool Kueth extended the Tigers margin to 26-18 at the 9:40 mark.

The Redhawks countered with a 6-0 jaunt that included a layup by Israel Barnes and another Earley dunk that came shortly after a Phillip Russell free throw. Earley followed that up with a free throw to get SEMO within two (26-24).

With 10 minutes to play, TSU held a 69-46 lead following a 12-0 run where the Redhawks didn't score for over three minutes.

SEMO didn't recover from that point on.

#### Southeast Mo. St. 80 • 13-12,8-4 OVC

#	Player		Total	3-Ptr	Rebounds				PF	TP	A	TO	Blk	Stl	Min
			FG-FGA	FG-FGA	FT-FTA	Off	Def	Tot							
14	JOHNSON, Nate	c	3-4	0-0	2-2	2	3	5	4	8	1	2	4	0	22
01	RUSSELL, Phillip	g	8-19	4-8	9-10	0	2	2	3	29	8	4	0	0	38
03	SMART, Aquan	g	2-8	0-2	0-0	0	3	3	2	4	2	3	0	4	27
05	HARRIS, Chris	g	6-13	4-7	5-6	1	8	9	1	21	0	1	0	1	30
33	BRANSON, Dylan	g	2-6	0-3	0-0	0	6	6	5	4	0	3	0	1	33
00	BARNES, Israel	g	5-7	2-2	1-1	0	3	3	2	13	0	0	0	1	28
04	LARSON, Adam	g	0-1	0-1	0-0	0	2	2	1	0	0	0	0	0	9
15	MITCHELL, Josh	g	0-0	0-0	0-0	0	0	0	0	0	0	0	0	0	1
21	EARLEY, Josh	g	0-1	0-0	1-2	0	1	1	2	1	0	2	1	0	12
Team						3	1	4							
Totals			26-59	10-23	18-21	6	29	35	20	80	11	15	6	8	200

FG % 1st Half: 13-33 39.4% 2nd half: 13-26 50.0% Game: 26-59 44.1%  
3FG % 1st Half: 4-13 30.8% 2nd half: 6-10 60.0% Game: 10-23 43.5%  
FT % 1st Half: 6-6 100.0 2nd half: 12-15 80.0% Game: 18-21 85.7%

Deadball  
Rebounds  
0

#### Tennessee Tech 82 • 11-14,7-5 OVC

#	Player	Total		3-Ptr		Rebounds		PF	TP	A	TO	Blk	Stl	Min
		FG	FGA	FG	FGA	Off	Def							
02	Jaylen Seabee	r	6-12	4-6	6-7	1	8	9	0	22	5	2	0	37
00	Ty Perry	g	4-10	3-8	1-2	0	4	4	5	12	1	2	0	31
01	Diante Wood	g	3-8	0-0	3-4	1	7	8	3	9	3	4	0	23
05	Brett Thompson	g	5-12	2-5	4-5	1	3	4	4	16	4	1	1	32
13	Jayvis Harvey	g	2-5	2-4	0-0	0	1	1	0	6	5	1	1	36
04	Nolan Causwell	g	2-6	1-3	4-6	2	3	5	3	9	0	2	1	15
10	Grant Slatten	g	0-2	0-0	0-0	1	0	1	0	0	1	0	0	7
11	Grant Strong	g	0-0	0-0	0-0	0	0	0	1	0	0	0	0	1
12	Erik Oliver	g	3-4	2-3	0-2	0	2	2	2	8	0	1	0	16
33	Bogdan Zimonjic	g	0-0	0-0	0-0	0	0	0	0	0	0	0	0	2
Team						4	2	6						
Totals			25-59	14-29	18-26	10	30	40	18	82	19	15	3	200

FG % 1st Half: 15-28 53.6% 2nd half: 10-31 32.3% Game: 25-59 42.4%  
3FG % 1st Half: 10-17 58.8% 2nd half: 4-12 33.3% Game: 14-29 48.3%  
FT % 1st Half: 7-9 77.8% 2nd half: 11-17 64.7% Game: 18-26 69.2%

Deadball  
Rebounds  
3

Officials: Jeremy Trussell, Grant Tyler, Joey Richardson  
Technical fouls: Southeast Mo. St.-BRANSON, Dylan, Tennessee Tech-Nolan Causwell.  
Attendance: 1476  
2022-23 Men's Basketball. Round: 0. Southeast Mo. St. vs Tennessee Tech. Playe

Score by periods	1st	2nd	Total
Southeast Mo. St.	36	44	80
Tennessee Tech	47	35	82

Points	In	Off	2nd	Fast	Break	Bench
SEMO	30	13	6	14	14	14
TN Tech	20	20	5	15	17	17

#### Southeast Mo. St. 65 • 13-13,8-5 OVC

#	Player		Total		3-Ptr		Rebounds		PF	TP	A	TO	Blk	Stl	Min	
			FG-FGA	FG-FGA	FT-FTA	Off	Def	Tot								
14	JOHNSON, Nate	c	2-3	0-0	0-1	1	2	3	5	4	0	3	1	0	14	
01	RUSSELL, Phillip	g	2-7	2-5	8-11	1	0	1	5	14	4	6	0	3	23	
03	SMART, Aquan	g	1-4	0-1	1-2	0	1	1	5	3	1	1	0	0	14	
05	HARRIS, Chris	g	4-13	1-8	6-9	1	5	6	1	15	0	1	0	1	34	
33	BRANSON, Dylan	g	1-4	0-2	1-1	1	2	3	5	3	0	3	0	2	14	
00	BARNES, Israel	g	4-12	1-5	0-0	0	1	1	3	9	2	1	0	1	30	
04	LARSON, Adam	g	1-4	0-3	0-0	0	5	5	1	2	0	0	0	0	17	
11	EURSHER, Evan	g	2-3	0-1	2-2	1	1	2	1	6	0	0	0	0	23	
12	GOWINS, Tevin	g	1-1	0-0	0-0	0	1	1	1	2	0	1	0	0	6	
15	MITCHELL, Josh	g	0-0	0-0	0-0	0	1	1	1	0	0	1	0	0	3	
21	EARLEY, Josh	g	3-4	0-0	1-2	3	5	8	3	7	0	2	0	0	19	
35	HANBACK, Mason	g	0-0	0-0	0-0	0	0	0	0	0	0	0	0	0	3	
Team						0	4	4								
Totals				21-55	4-25	19-28	8	28	36	31	65	7	19	1	7	200

FG % 1st Half: 12-28 42.9% 2nd half: 9-27 33.3% Game: 21-55 38.2%  
3FG % 1st Half: 2-11 18.2% 2nd half: 2-14 14.3% Game: 4-25 16.0%  
FT % 1st Half: 9-14 64.3% 2nd half: 10-14 71.4% Game: 19-28 67.9%

Deadball  
Rebounds  
3

#### Tennessee St. 85 • 15-11,7-6 OVC

#	Player		Total		3-Ptr		Rebounds		PF	TP	A	TO	Blk	Stl	Min
			FG-FGA	FG-FGA	FT-FTA	Off	Def	TP							
00	Zion Griffin	f	1-5	1-2	0-0	0	6	6	0	3	0	1	0	1	29
10	Adong Makuoi	c	2-3	0-0	2-2	2	3	5	4	6	0	0	0	0	13
01	Marcus Fitzgerald Jr	g	4-8	3-6	1-2	0	1	1	5	12	2	1	0	0	18
04	Jr. Clay	g	8-17	2-4	5-8	0	8	8	3	23	5	5	0	0	34
20	Dedric Boyd	g	2-8	2-5	4-4	0	3	3	1	10	1	2	0	0	21
02	Christian Brown		5-10	1-5	2-2	1	2	3	3	13	0	2	0	1	20
03	Ethan Riggs Abner		0-0	0-0	0-0	0	1	1	1	0	0	0	0	0	3
05	Tajik Bartholomew		0-0	0-0	0-0	0	0	0	0	0	0	0	0	0	1
11	Justin Williams		0-3	0-3	2-2	0	2	2	1	2	2	1	0	0	19
13	Zool Kueth		1-4	1-3	1-2	2	3	5	1	4	0	1	0	0	16
23	Emmanuel Dowuona		0-0	0-0	0-0	0	0	0	0	0	0	1	0	0	5
30	Jaylen Anglin		0-1	0-1	2-2	0	0	0	0	2	0	0	0	0	3
44	David Acosta		4-4	0-0	2-6	6	1	7	3	10	1	1	0	1	18
Team						1	2	3							
Totals			27-63	10-29	21-30	12	32	44	23	85	11	15	0	3	200

FG % 1st Half: 15-35 42.9% 2nd half: 12-28 42.9% Game: 27-63 42.9%  
3FG % 1st Half: 8-19 42.1% 2nd half: 2-10 20.0% Game: 10-29 34.5%  
FT % 1st Half: 9-15 60.0% 2nd half: 12-15 80.0% Game: 21-30 70.0%

Deadball  
Rebounds  
5

Officials: Boyd Copeland, Chris Hudson, Kevin Mathis  
Technical fouls: Southeast Mo. St.-SMART, Aquan; RUSSELL, Phillip 2; EARLEY, Josh. Tennessee St.-Marcus Fitzgerald Jr 2; Adong Makuoi; Jr. Clay 2;  
Christian Brown; Ethan Riggs Abner.  
Attendance: 6691  
2022-23 Men's Basketball. Round: 0. Southeast Mo. St. vs Tennessee St.. Played

Score by periods	1st	2nd	Total
Southeast Mo. St.	35	30	65
Tennessee St.	47	38	85

Points	In	Off	2nd	Fast	Break	Bench
SEMO	28	19	8	6	26	31
TSU	32	18	19	9		



## Game 27

### Morehead State 65 Southeast Missouri 59

February 11, 2023 • Show Me Center • Cape Girardeau, Mo.



#### CAPE GIRARDEAU, Mo.

Southeast Missouri scored a season-low 59 points in

a 65-59 loss to Ohio Valley Conference leader Morehead State at the Show Me Center.

Both teams shot the ball well from the start and MSU opened a 19-15 lead when it used a string of five made field goals in six attempts midway through the first half.

The Eagles later used an 11-0 run to widen their lead to 32-19 as SEMO went over four minutes without scoring. Trent Scott and Alex Gross each scored second-chance baskets before Jake Wolfe made a wide open layup at the 3:20 mark.

Phillip Russell made a 3-pointer on back-to-back possessions to end the drought cutting MSU's lead to 34-25 at the half.

SEMO continued to struggle against MSU's defense in the second half missing 12 of its first 16 field goals. The Redhawks then found themselves down, 52-39, with 11:24 remaining.

Aquan Smart kept attacking the Eagles and scored again. This time, Smart drove in for a layup, was fouled and converted his 3-point play to make it a six-point contest (59-53) with 4:00 left.

Two more free throws by Smart closed MSU's lead to 60-55 with 3:14 on the clock and that was as close as the Redhawks would get.

## Game 28

### Eastern Illinois 64 Southeast Missouri 78

February 16, 2023 • Show Me Center • Cape Girardeau, Mo.



#### CAPE GIRARDEAU, Mo.

Aquan Smart scored 14 points

leading four players in double figures and Southeast Missouri led the entire 40 minutes in a 78-64 win over Eastern Illinois at the Show Me Center.

The Redhawks used a balanced effort that saw eight different players score. SEMO snapped a three-game losing streak and sent the Panthers to their 10th Ohio Valley Conference loss this year.

SEMO scored the first seven points of the game behind a 3-pointer from Phillip Russell and four points by Nate Johnson. The Redhawks later put together a 9-0

run to take a 16-5 lead.

Dylan Branson buried a 3-pointer, Israel Barnes added a layup and Josh Earley scored four points, including two on an alley-oop dunk off a pass from Russell with 14:39 remaining.

The Redhawks extended their lead to double figures (24-14) once Branson buried another 3-pointer with 9:36 left to play.

Behind a 12-0 run, SEMO widened its lead to 20 (42-22) in the last five minutes of the first half.

EIU managed to pull within 11 on multiple occasions, but that was as close as it would get.

SEMO shot 46.7 percent (28-of-60) for the game and forced 20 turnovers.

#### Morehead St. 65 • 17-10, 10-4 OVC

#	Player		Total		3-Ptr		Rebounds		PF	TP	A	TO	Blk	Stl	Min
			FG-FGA	FG-FGA	FT-FTA	Off	Def	Tot							
45	Alex Gross	f	5-9	0-0	3-6	3	7	10	2	13	1	2	0	2	28
00	Mark Freeman	g	0-1	0-0	0-0	0	0	0	0	0	0	0	0	0	1
03	Drew Thelwell		9-18	3-6	3-5	1	1	2	0	24	2	3	0	0	38
15	Kalil Thomas		2-7	2-5	0-1	2	6	8	4	6	1	1	0	1	32
24	Jake Wolfe	g	2-5	1-2	1-4	0	4	4	3	6	2	1	0	0	35
05	Branden Maughmer		5-12	1-5	1-2	1	3	4	4	12	1	0	0	2	35
11	Trent Scott		1-2	0-0	0-0	1	2	3	5	2	0	0	0	0	13
14	Chris Cole		0-0	0-0	0-0	0	0	0	0	0	0	0	0	0	6
22	LJ Bryan		1-3	0-0	0-0	2	3	5	2	2	2	0	0	0	12
	Team					0	0	0							
Totals			25-57	7-18	8-18	10	26	36	20	65	9	7	0	5	200

FG % 1st Half: 15-33 45.5% 2nd half: 10-24 41.7% Game: 25-57 43.9%  
3FG % 1st Half: 3-8 37.5% 2nd half: 4-10 40.0% Game: 7-18 38.9%  
FT % 1st Half: 1-3 33.3% 2nd half: 7-15 46.7% Game: 8-18 44.4%

Deadball  
Rebounds  
6,1

#### Southeast Mo. St. 59 • 13-14, 8-6 OVC

#	Player	Total		3-Ptr		Rebounds		PF	TP	A	TO	Blk	Stl	Min
		FG-FGA	FG-FGA	FT-FTA	FT-FTA	Off	Def							
14	JOHNSON, Nate	2-2	0-0	1-2	1	5	6	4	5	0	1	0	1	28
01	RUSSELL, Phillip	7-20	2-6	4-4	2	2	4	4	20	3	2	0	0	36
03	SMART, Aquan	3-9	0-3	8-8	0	4	4	2	14	0	2	0	1	31
05	HARRIS, Chris	2-10	1-4	4-6	0	3	3	2	9	1	2	0	1	27
33	BRANSON, Dylan	1-2	0-0	0-0	2	3	5	3	2	1	0	0	2	27
00	BARNES, Israel	1-2	1-1	0-0	0	1	1	1	3	0	0	0	0	25
04	LARSON, Adam	0-0	0-0	0-0	0	0	0	0	0	0	0	0	0	5
11	EURSHER, Evan	0-0	0-0	0-0	0	0	0	0	0	0	0	0	0	9
15	MITCHELL, Josh	0-0	0-0	0-0	0	0	0	0	2	0	0	0	0	2
21	EARLEY, Josh	3-4	0-0	0-1	0	4	4	1	6	0	2	0	0	20
Team						0	0	0						
Totals		19-49	4-14	17-21	5	22	27	19	59	5	9	0	5	200

FG % 1st Half: 10-22 45.5% 2nd half: 9-27 33.3% Game: 19-49 38.8%  
3FG % 1st Half: 4-7 57.1% 2nd half: 0-7 0.0% Game: 4-14 28.6%  
FT % 1st Half: 1-3 33.3% 2nd half: 16-18 88.9% Game: 17-21 81.0%

Deadball  
Rebounds  
2,4

Officials: Jabir Walker, Kelly Davis, Andrew Walton

Technical fouls: Morehead St.-None. Southeast Mo. St.-None.

Attendance: 2890

2022-23 Men's Basketball. Round: 0. Morehead St. vs Southeast Mo. St.. Played

Score by periods	1st	2nd	Total
Morehead St.	34	31	65
Southeast Mo. St.	25	34	59

Points	In	Off	2nd	Fast	Bench
More	30	15	6	3	16
SEMO	26	2	7	6	9

#### Eastern Ill. 64 • 9-19, 5-10 OVC

#	Player	Total		3-Ptr		Rebounds		PF	TP	A	TO	Blk	Stl	Min
		FG-FGA	FG-FGA	FT-FTA	FT-FTA	Off	Def							
05	Sincere Malone	4-5	0-0	2-4	1	6	7	5	10	0	2	1	4	26
11	Nick Ellington	6-10	0-0	5-6	4	4	8	4	17	0	4	1	1	25
03	Cameron Haffner	3-9	2-4	2-2	2	4	6	3	10	1	3	0	2	29
10	Kinyon Hodges	6-14	0-3	0-0	0	3	3	0	12	5	3	1	2	37
20	Caleb Donaldson	2-9	0-1	0-0	0	5	5	2	4	5	5	0	1	33
01	CJ Lane	1-5	1-2	0-0	0	2	2	0	3	0	0	0	0	14
02	Paul Bizimana	0-0	0-0	0-0	0	0	0	1	0	0	0	0	0	2
12	Kyle Carlesimo	1-1	0-0	0-0	0	0	0	1	2	2	1	0	0	6
22	Luke Light	0-0	0-0	0-0	0	0	0	0	0	0	0	0	0	1
23	Rodolfo Rufino Bolis	0-0	0-0	0-0	0	0	0	0	0	0	0	0	0	2
24	Kyle Thomas	2-4	0-0	0-1	1	2	3	4	1	1	0	0	0	13
25	Dan Luers	0-0	0-0	0-0	0	1	1	1	0	0	1	0	0	10
34	Jermaine Hamlin	1-1	0-0	0-0	0	0	0	0	2	0	0	0	0	2
Team						0	0							
Totals		26-58	3-10	9-13	8	27	35	20	64	14	20	3	10	200

FG % 1st Half: 11-31 35.5% 2nd half: 15-27 55.6% Game: 26-58 44.8%  
3FG % 1st Half: 2-4 50.0% 2nd half: 1-6 16.7% Game: 3-10 30.0%  
FT % 1st Half: 5-8 62.5% 2nd half: 4-5 80.0% Game: 9-13 69.2%

Deadball  
Rebounds  
1,1

#### Southeast Mo. St. 78 • 14-14, 9-6 OVC

#	Player	Total		3-Ptr		Rebounds		PF	TP	A	TO	Blk	Stl	Min
		FG-FGA	FG-FGA	FT-FTA	FT-FTA	Off	Def							
14	JOHNSON, Nate	5-5	0-0	0-0	2	0	2	4	10	0	0	1	0	14
01	RUSSELL, Phillip	3-6	2-5	3-5	0	0	0	3	11	7	4	0	0	37
03	SMART, Aquan	3-9	1-5	7-9	1	5	6	2	14	3	4	0	1	29
05	HARRIS, Chris	2-13	0-9	2-2	0	5	5	0	6	2	1	0	1	31
33	BRANSON, Dylan	4-8	4-6	0-0	0	5	5	4	12	3	1	0	1	25
00	BARNES, Israel	3-9	2-7	1-2	3	2	5	1	9	1	1	0	0	23
04	LARSON, Adam	0-0	0-0	0-0	0	2	2	0	0	0	1	1	2	9
11	EURSHER, Evan	0-0	0-0	0-0	1	1	2	0	0	1	1	0	0	5
12	GOWINS, Tevin	0-0	0-0	0-0	0	0	0	0	0	0	0	0	0	1
21	EARLEY, Josh	4-6	0-0	0-0	0	5	5	2	8	0	1	0	1	19
35	HANBACK, Mason	4-4	0-0	0-0	0	0	0	1	8	0	0	0	0	7
Team						0	0							
Totals		28-60	9-32	13-18	7	25	32	17	78	17	15	2	6	200

FG % 1st Half: 18-30 60.0% 2nd half: 10-30 33.3% Game: 28-60 46.7%  
3FG % 1st Half: 6-16 37.5% 2nd half: 3-16 18.8% Game: 9-32 28.1%  
FT % 1st Half: 5-6 83.3% 2nd half: 8-12 66.7% Game: 13-18 72.2%

Deadball  
Rebounds  
2,2

Officials: Dillon Brasher, Coy Gammon, Shane Staggs

Technical fouls: Eastern Ill.-None. Southeast Mo. St.-None.

Attendance: 2124

2022-23 Men's Basketball. Round: 0. Eastern Ill. vs Southeast Mo. St.. Played

Score by periods	1st	2nd	Total
Eastern Ill.	29	35	64
Southeast Mo. St.	47	31	78

Points	In	Off	2nd	Fast	Bench
EIU	40	17	11	13	11
SEMO	36	11	8	11	25





## 2022-23 SOUTHEAST MISSOURI BASKETBALL NOTES

### GAME SUMMARIES

Game  
29

#### Southern Indiana 80 Southeast Missouri 85

February 18, 2023 • Show Me Center • Cape Girardeau, Mo.

Game  
30

#### Southeast Missouri 102 Lindenwood 105 <sup>20T</sup>

February 23, 2023 • Hyland Arena • St. Charles, Mo.



#### CAPE GIRARDEAU, Mo.

Chris Harris scored 20 points and went over

1,000 points in his career to lead Southeast Missouri to an 85-80 win over Southern Indiana at the Show Me Center.

With 17.7 seconds left, USI's Tyler Henry collapsed due to a medical incident on the sideline next to the Screaming Eagles' bench. In accordance with the NCAA Rulebook (Section 4), both teams agreed to end the game at the point of interruption and declare SEMO the winner.

Because the contest had reached "a reasonable point of conclusion" (at least 30 minutes for basketball),

the statistics will count for both teams.

Harris, who scored 15 of his points in the second half alone, became the 25th member of SEMO's 1,000-point club in the final home game of his career.

After Trevor Lakes knocked down a 3-pointer to get the Screaming Eagles within two (79-77) 15 seconds later, Harris drew a foul with less than five seconds on the shot clock. Harris was shooting a 3-pointer and then made three huge free throws to put the Redhawks ahead, 82-77, with 35.8 seconds.

Evan Eursher made two free throws to extend SEMO's lead to 85-80.



#### ST. CHARLES, Mo.

Chris Harris scored a career-high 36

points and it wasn't enough as Lindenwood overcame a 20-point deficit to pull off a 105-102 double overtime victory over Southeast Missouri in a thriller at Hyland Arena.

The Redhawks did not trail for the first 40 minutes, but LU out-scored SEMO, 46-33, in the second half to set up extra time.

LU called a timeout after rebounding a missed shot by Aquan Smart. The Lions, out of timeouts, were charged with a technical foul that resulted in two made free throws by Harris that gave SEMO a

102-101 edge with 28 seconds.

Remy Lemovou, who did not have a point, put back a missed Williams layup to put the Lions up 103-102 fourteen seconds later.

Two free throws by Chris Childs later gave LU a 105-102 advantage.

SEMO had one last chance to tie the game, but Harris' 3-pointer just missed and the Lions held on.

Harris missed just twice from the field going 11-of-13. He added 13-of-15 free throws, as well. His 13 free throws made are also a career-high.

Smart, too, had a career night finishing with 22 points. Israel Barnes followed with 20 and Nate Johnson chipped in 10 for SEMO which shot just under 50 percent (49.3).

#### Southern Ind. 80 • 15-14,8-8 OVC

#	Player	Total		3-Ptr		Rebounds			PF	TP	A TO Blk Stl				Min
		FG-FGA	FG-FGA	FT-FTA	Off	Def	Tot	A			TO	Blk	Stl		
32	Jacob Polakovich	f	3-5	0-0	3-4	4	9	13	3	9	1	1	0	1	35
33	Trevor Lakes	f	5-10	5-8	0-0	1	1	2	3	15	2	1	1	0	37
00	Jelani Simmons	g	0-2	0-1	1-2	0	1	1	4	1	0	1	0	1	18
01	Isalah Swope	g	8-16	0-4	11-12	1	5	6	3	27	3	4	0	0	39
24	Jack Campion	g	2-4	0-1	0-0	0	2	2	2	4	4	2	0	0	14
02	Gary Solomon		2-2	0-0	0-0	2	4	6	4	4	1	1	0	0	22
03	Tyler Henry		5-12	4-8	6-8	1	3	4	4	20	0	2	0	1	28
11	Jack Mielke		0-2	0-2	0-0	0	0	0	0	0	0	0	0	0	4
21	AJ Smith		0-0	0-0	0-0	0	0	0	0	0	0	0	0	0	0+
52	Kiyrn Powell		0-1	0-0	0-0	0	1	1	1	0	0	1	0	0	3
Team						0	0	0				2			
Totals			25-54	9-24	21-26	9	26	35	24	80	11	15	1	3	200

FG % 1st Half: 13-28 46.4% 2nd half: 12-26 46.2% Game: 25-54 46.3%  
3FG % 1st Half: 8-18 44.4% 2nd half: 1-6 16.7% Game: 9-24 37.5%  
FT % 1st Half: 5-5 100.0 2nd half: 16-21 76.2% Game: 21-26 80.8%

#### Southeast Mo. St. 85 • 15-14,10-6 OVC

#	Player	Total		3-Ptr		Rebounds			PF	TP	A TO Blk Stl				Min
		FG-FGA	FG-FGA	FT-FTA	Off Def Tot	PF	TP	A TO Blk Stl							
14	JOHNSON, Nate	1-3	0-0	3-4	3 2 5	3	5	2 0 3 1	26						
00	BARNES, Israel	5-11	2-5	0-0	1 2 3	4	12	1 1 0 0	24						
01	RUSSELL, Phillip	2-8	1-4	5-7	2 3 5	5	10	2 0 0 1	27						
05	HARRIS, Chris	4-14	1-4	11-13	0 2 2	2	20	0 1 0 0	33						
33	BRANSON, Dylan	5-6	0-1	6-8	1 4 5	2	16	4 0 0 4	31						
03	SMART, Aquan	3-10	0-3	2-2	0 1 1	5	8	3 3 1 0	27						
04	LARSON, Adam	3-3	2-2	0-0	1 1 2	0	8	0 0 0 0	10						
11	EURSHER, Evan	0-1	0-1	3-4	0 0 0	0	3	0 0 0 0	9						
21	EARLEY, Josh	1-3	0-0	1-2	3 2 5	0	3	0 0 0 0	13						
Team					0 0 0										
Totals		24-59	6-20	31-40	11 17 28	21	85	12 6 4 6	200						

FG % 1st Half: 10-26 38.5% 2nd half: 14-33 42.4% Game: 24-59 40.7%  
3FG % 1st Half: 3-7 42.9% 2nd half: 3-13 23.1% Game: 6-20 30.0%  
FT % 1st Half: 13-18 72.2% 2nd half: 18-22 81.8% Game: 31-40 77.5%

Officials: Chris Fuller, Cody Crum, Kevin Driver  
Technical fouls: Southern Ind.-None. Southeast Mo. St.-RUSSELL, Phillip.  
Attendance: 2340  
2022-23 Men's Basketball. Round: 0. Southeast Mo. St. vs Southern Ind.. Played

Score by periods	1st	2nd	Total	In	Off	2nd	Fast
Southern Ind.	39	41	80	Paint	T/O	Chance	Break
Southeast Mo. St.	36	49	85	24	6	9	15
				SEMO	30	20	18

#### Southeast Mo. St. 102 • 15-15,10-7 OVC

#	Player	Total		3-Ptr		Rebounds			PF	TP	A TO Blk Stl				Min
		FG-FGA	FG-FGA	FT-FTA	Off Def Tot	PF	TP	A TO Blk Stl							
14	JOHNSON, Nate	4-7	0-0	2-4	4 2 6	5	10	0 1 1 0	27						
00	BARNES, Israel	9-21	2-8	0-0	3 4 7	4	20	2 5 1 1	46						
03	SMART, Aquan	8-14	3-4	3-6	2 6 8	5	22	4 6 0 4	42						
05	HARRIS, Chris	11-13	1-3	13-18	0 4 4	4	36	1 2 0 1	45						
33	BRANSON, Dylan	1-7	0-3	4-8	2 5 7	5	6	3 3 0 1	39						
04	LARSON, Adam	0-6	0-6	0-0	0 1 1	1	0	0 0 1 0	20						
11	EURSHER, Evan	0-1	0-1	0-0	0 0 0	3	0	0 1 0 1	11						
21	EARLEY, Josh	4-6	0-0	0-0	3 5 8	2	8	0 2 0 0	20						
Team					6 0 6										
Totals		37-75	6-25	22-36	20 27 47	29	102	10 20 3 8	250						

FG % 1st Half: 18-32 56.3% 2nd half: 13-26 50.0% OT: 6-17 35.3% Game: 37-75 49.3% Deadball  
3FG % 1st Half: 5-12 41.7% 2nd half: 1-9 11.1% OT: 0-4 0.0% Game: 6-25 24.0% Rebounds  
FT % 1st Half: 4-10 40.0% 2nd half: 6-10 60.0% OT: 12-16 75.0% Game: 22-36 61.1% 5

#### Lindenwood 105 • 10-20,5-12 OVC

#	Player	Total		3-Ptr		Rebounds			PF	TP	A TO Blk Stl				Min
		FG-FGA	FG-FGA	FT-FTA	Off Def Tot	PF	TP	A TO Blk Stl							
05	Cam Burrell	5-10	0-3	3-5	2 2 4	5	13	3 1 1 3	32						
24	Keenon Cole	5-10	1-2	5-5	2 5 7	5	16	0 3 2 1	38						
02	Brandon Trimble	4-6	1-2	8-12	0 4 4	0	17	0 1 0 2	37						
04	Jacob Tracey	2-4	1-2	3-4	0 2 2	5	8	2 3 0 0	25						
11	Kevin Caldwell Jr.	7-13	3-6	1-2	0 2 2	5	18	3 3 0 5	42						
00	David Ware	0-3	0-0	1-2	2 1 3	0	1	0 1 0 1	11						
03	Tommie Williams	2-6	0-0	1-2	0 2 2	4	5	1 2 0 3	21						
20	Brayden Wampler-Fous	0-0	0-0	0-0	0 0 0	0	0	0 0 0 0	0+						
30	Chris Childs	6-12	2-2	11-12	1 3 4	2	25	2 3 0 1	36						
42	Remy Lemovou	1-1	0-0	0-0	1 2 3	2	2	0 0 0 1	8						
Team					2 4 6										
Totals		32-65	8-17	33-44	10 27 37	28	105	11 17 3 17	250						

FG % 1st Half: 9-24 37.5% 2nd half: 15-28 53.6% OT: 8-13 61.5% Game: 32-65 49.2% Deadball  
3FG % 1st Half: 2-6 33.3% 2nd half: 4-7 57.1% OT: 2-4 50.0% Game: 8-17 47.1% Rebounds  
FT % 1st Half: 12-14 85.7% 2nd half: 12-17 70.6% OT: 9-13 69.2% Game: 33-44 75.0% 7

Officials: Eric Lowe, Jabir Walker, Gene Grimshaw  
Technical fouls: Southeast Mo. St.-BRANSON, Dylan. Lindenwood-Keenon Cole;  
Tommie Williams.  
Attendance: 2119  
2022-23 Men's Basketball. Round: 0. Lindenwood vs Southeast Mo. St.. Played at

Score by periods	1st	2nd	OT	OT2	Total	In	Off	2nd	Fast
Southeast Mo. St.	45	33	14	10	102	Paint	T/O	Chance	Break
Lindenwood	32	46	14	13	105	52	28	13	18
						Linden	44	19	16



# Game 31

## Southeast Missouri 78 SIU Edwardsville 93

February 25, 2023 • First Comm. Arena • Edwardsville, Ill.



### EDWARDSVILLE, Ill.

Southeast Missouri dropped

its regular-season finale to SIU Edwardsville, 93-78, at First Community Arena.

SEMO claimed the #5 seed in the 2023 Ohio Valley Conference Tournament.

SEMO scored the first five points of the game and led by eight on twice after Aquan Smart and Adam Larson each made a 3-pointer.

After Chris Harris' free throw put the Redhawks ahead, 27-23, SIUE went on a 23-1 run in 5:33 to grab an 18-point lead.

The Cougars made 10-straight field goals that mainly fueled the surge which resulted in a 3-pointer

by Demarco Minor that put SIUE ahead, 46-28, with 4:04 remaining in the first half.

SIUE made 15 of its final 19 field goals at a 78 percent clip en route to its 52-35 halftime lead.

The Cougars shot 57.6 percent (19-of-33) from the field and knocked down six 3-pointers in the first half.

SEMO got within 13 three times in the second half, but that was as close as it could get.

Harris scored 20 points to lead the Redhawks. Harris shot 6-of-15 from the field and made 7-of-10 free throws. He also topped SEMO with six rebounds.

# Game 32

## #8 Lindenwood 65 #5 Southeast Missouri 84

March 1, 2023 • Ford Center • Evansville, Ind.



### ST. CHARLES, Mo.

Phillip Russell scored 19 points, including 13 in

the second half, and #5 Southeast Missouri never trailed for the final 21:34 of the game in an 84-65 win over #8 Lindenwood in the first round of the Ohio Valley Conference Tournament.

SEMO outscored LU, 45-30, in the game's final 20 minutes.

The Redhawks grabbed the lead with 1:34 left to play in the first half and never fell behind again en route to giving Brad Korn his second postseason victory as SEMO's head coach.

Tied, 35-35, SEMO closed out the first half strong scoring the last four

points off a free throw by Aquan Smart and 3-pointer by Chris Harris to take a 39-35 lead at the intermission. Harris' three capped a streak of five-consecutive made field goals by the Redhawks.

Evan Eursher put together his biggest game of the season adding a season-best 13 points on a near-perfect 5-of-6 from the floor. Eursher buried 3-of-3 from 3-point range in 21 minutes off the bench.

Smart and Harris each pitched in 11 points.

SEMO man-handled LU on the boards posting a 50-34 advantage. The Redhawks pulled down 17 offensive rebounds and outscored the Lions, 17-0, in second-chance points.

### Southeast Mo. St. 78 • 15-16, 10-8 OVC

#	Player		Total		3-Ptr		Rebounds			PF	TP	A	TO	Blk	Stl	Min
			FG-FGA	FG-FGA	FT-FTA	Off	Def	Tot								
14	JOHNSON, Nate	c	1-3	0-0	1-3	3	1	4	0	3	0	1	1	1	1	15
01	RUSSELL, Phillip	g	5-17	1-6	2-2	1	0	1	2	13	4	3	0	0	0	35
03	SMART, Aquan	g	3-10	1-4	7-7	1	1	2	4	14	3	1	1	1	0	26
05	HARRIS, Chris	g	6-15	1-6	7-10	2	4	6	1	20	4	3	0	0	0	34
33	BRANSON, Dylan	g	2-3	2-3	0-0	0	5	5	5	6	1	1	0	1	0	21
00	BARNES, Israel	g	3-7	0-2	1-2	2	1	3	0	7	3	0	0	0	1	27
04	LARSON, Adam	g	3-4	1-2	0-0	1	1	2	1	7	0	0	0	0	0	13
11	EURSHER, Evan	g	0-1	0-1	0-0	0	1	1	0	0	0	0	0	0	0	5
12	GOWINS, Tevin	g	0-0	0-0	0-0	0	0	0	1	0	0	0	0	0	0	2
21	EARLEY, Josh	g	4-7	0-0	0-0	0	2	2	0	8	0	0	0	0	0	17
35	HANBACK, Mason	g	0-0	0-0	0-0	0	1	1	1	0	0	0	0	0	0	5
Team						4	1	5				1				

FG % 1st Half: 12-30 40.0% 2nd half: 15-37 40.5% Game: 27-67 40.3%  
3FG % 1st Half: 4-13 30.8% 2nd half: 2-11 18.2% Game: 6-24 25.0%  
FT % 1st Half: 7-11 63.6% 2nd half: 11-13 84.6% Game: 18-24 75.0%

Deadball Rebounds 1

### SIUE 93 • 18-13, 9-9 OVC

#	Player		Total		3-Ptr		Rebounds			PF	TP	A	TO	Blk	Stl	Min
			FG-FGA	FG-FGA	FT-FTA	Off	Def	Tot								
01	DeeJuan Pruitt	f	3-7	0-1	3-4	3	5	8	5	9	2	3	0	0	22	
12	Jonathan Kurtas	c	4-5	0-0	0-0	2	3	5	3	8	0	2	2	1	17	
00	Damarco Minor	g	8-13	2-6	7-8	0	6	6	3	25	3	2	1	2	31	
03	Ray'Sean Taylor	g	6-14	2-3	2-2	3	4	7	4	16	6	1	0	0	34	
04	Shamar Wright	g	6-13	0-3	0-0	1	1	2	1	12	1	0	2	0	32	
02	Desmond Polk		2-2	1-1	0-0	0	2	2	0	5	1	0	0	1	11	
10	Jalen Hodge		2-6	2-4	3-3	0	3	3	0	9	3	0	0	1	14	
34	Arnas Sakenis		3-3	0-0	0-0	0	3	3	0	6	1	0	1	0	11	
55	Lamar Wright		1-1	1-1	0-1	3	3	6	2	3	1	1	1	1	28	
Team						1	0	1				1				
Totals			35-64	8-19	15-18	13	30	43	18	93	18	10	7	6	200	

FG % 1st Half: 19-33 57.6% 2nd half: 16-31 51.6% Game: 35-64 54.7%  
3FG % 1st Half: 6-14 42.9% 2nd half: 2-5 40.0% Game: 8-19 42.1%  
FT % 1st Half: 8-10 80.0% 2nd half: 7-8 87.5% Game: 15-18 83.3%

Deadball Rebounds 1,1

Officials: James Hicks, Craig Murley, Bret Smith  
Technical fouls: Southeast Mo. St.-SMART, Aquan. SIUE-DeeJuan Pruitt;  
Ray'Sean Taylor.

Attendance: 1818  
2022-23 Men's Basketball. Round: 0. SIUE vs Southeast Mo. St.. Played at First

Score by periods	1st	2nd	Total
Southeast Mo. St.	35	43	78
SIUE	52	41	93

Points	In Paint	Off T/O	2nd Chance	Fast Break	Bench
SEMO	36	12	16	20	22
SIUE	42	18	17	7	23

### Lindenwood 65 • 11-21, 6-12 OVC

#	Player		Total		3-Ptr		Rebounds			PF	TP	A	TO	Blk	Stl	Min
			FG-FGA	FG-FGA	FT-FTA	Off	Def	Tot								
05	Cam Burrell	f	7-11	0-2	2-3	1	9	10	4	16	1	1	3	0		32
24	Keenon Cole	f	0-7	0-1	0-2	1	5	6	5	0	1	4	1	0		25
02	Brandon Trimble	g	3-4	0-0	1-1	0	1	1	1	7	1	0	0	1		32
04	Jacob Tracey	g	0-1	0-0	1-2	1	5	6	3	1	0	2	0	1		20
11	Kevin Caldwell Jr.	g	6-16	4-9	3-4	0	2	2	2	19	1	5	0	0		36
00	David Ware	g	0-0	0-0	0-0	1	2	3	1	0	1	2	0	0		5
03	Tommie Williams	g	3-3	0-0	1-4	0	1	1	2	7	2	0	0	1		14
20	Brayden Wampler-Fous	g	0-1	0-1	0-0	0	0	0	0	0	0	0	0	0		2
42	Remy Lemovou	g	0-0	0-0	0-0	0	1	1	0	0	0	0	1	0		6
55	Chris Childs	g	3-10	0-4	9-10	0	1	1	0	15	0	4	0	0		28
Team						1	2	3								
Totals			22-53	4-17	17-26	5	29	34	18	65	7	18	5	3		200

FG % 1st Half: 12-32 37.5% 2nd half: 10-21 47.6% Game: 22-53 41.5%  
3FG % 1st Half: 4-12 33.3% 2nd half: 0-5 0.0% Game: 4-17 23.5%  
FT % 1st Half: 7-9 77.8% 2nd half: 10-17 58.8% Game: 17-26 65.4%

Deadball Rebounds 2

### Southeast Mo. St. 84 • 16-16, 10-8 OVC

#	Player		Total		3-Ptr		Rebounds			PF	TP	A	TO	Blk	Stl	Min
			FG-FGA	FG-FGA	FT-FTA	Off	Def	Tot								
14	JOHNSON, Nate	c	3-8	0-0	1-2	4	2	6	4	7	0	0	0	0	18	
01	RUSSELL, Phillip	g	7-20	0-4	5-6	1	3	4	3	19	5	2	0	5	38	
03	SMART, Aquan	g	4-6	1-2	2-2	0	4	4	4	11	3	2	0	2	22	
05	HARRIS, Chris	g	3-15	1-5	4-6	1	3	4	2	11	2	2	0	1	31	
33	BRANSON, Dylan	g	2-4	1-2	0-0	1	6	7	3	5	1	2	0	0	20	
00	BARNES, Israel	g	2-7	0-3	0-0	1	2	3	3	4	2	0	0	0	23	
04	LARSON, Adam	g	0-1	0-1	0-0	0	2	2	2	0	0	0	0	0	3	
11	EURSHER, Evan	g	5-6	3-3	0-0	1	1	2	0	13	0	0	0	1	21	
12	GOWINS, Tevin	g	0-0	0-0	0-0	0	0	0	0	0	0	1	0	0	2	
21	EARLEY, Josh	g	7-11	0-0	0-0	5	7	12	1	14	1	0	0	1	21	
35	HANBACK, Mason	g	0-0	0-0	0-0	0	0	0	0	0	0	0	0	0	1	
Team						3	3	6								
Totals			33-78	6-20	12-16	17	33	50	22	84	14	9	0	10	200	

FG % 1st Half: 16-39 41.0% 2nd half: 17-39 43.6% Game: 33-78 42.3%  
3FG % 1st Half: 4-13 30.8% 2nd half: 2-7 28.6% Game: 6-20 30.0%  
FT % 1st Half: 3-3 100.0 2nd half: 9-13 69.2% Game: 12-16 75.0%

Deadball Rebounds 3

Officials: Chris Fuller, Shane Staggs, Kevin Mathis  
Technical fouls: Lindenwood-Jacob Tracey. Southeast Mo. St.-SMART, Aquan;  
RUSSELL, Phillip.  
Attendance:  
2022-23 Men's Basketball. Round: 0. Lindenwood vs Southeast Mo. St.. Played at

Score by periods	1st	2nd	Total
Lindenwood	35	30	65
Southeast Mo. St.	39	45	84

Points	In Paint	Off T/O	2nd Chance	Fast Break	Bench
Lindenwood	26	4	0	12	22
SEMO	46	18	17	15	31



## 2022-23 SOUTHEAST MISSOURI BASKETBALL NOTES

### GAME SUMMARIES

Game  
33

#### #5 Southeast Missouri 91 #4 Tennessee State 83

March 2, 2023 • Ford Center • Evansville, Ind.



#### EVANSVILLE, Ind.

Chris Harris had a double-double 29 points and 12

rebounds, and Nate Johnson added a career-high 17 points to lead #5 Southeast Missouri to a 91-83 victory over #4 Tennessee State in the quarterfinals of the Ohio Valley Conference Tournament.

SEMO eliminated TSU in the quarterfinals for the second-straight year to move on to the semifinals.

The Redhawks outlasted the Tigers in another physical match-up, this time which resulted in a combined 55 fouls. SEMO outscored TSU, 34-17 at the free throw line and that was the difference in the end.

In the game's final minute alone, TSU pulled to within six on four occasions, but the Redhawks made eight-straight free throws to nail down the win.

SEMO started off completely different than it did a night earlier in its first-round victory over Lindenwood.

The Redhawks made six of their first 11 field goals and forced five turnovers in the game's opening eight minutes. Phillip Russell drove in for a layup and followed that up with a pullup 3-pointer to put SEMO ahead, 12-7, with 14:06 remaining in the first half.

Harris shot 5-of-12 from the field and made 16-of-18 free throws. For Harris, the 16 made free throws are a career-high.

Game  
34

#### #5 Southeast Missouri 65 #1 Morehead State 58

March 3, 2023 • Ford Center • Evansville, Ind.



#### EVANSVILLE, Ind.

#5 Southeast Missouri outscored #1 Morehead State 20-7 in the

final 8:43 to pull off a stunning 65-58 in the Ohio Valley Conference Tournament semifinals.

SEMO earned a spot in the OVC Championship game for the first time in 23 years.

Down, 51-45, the Redhawks used a 12-0 run to grab their first lead of the night.

After Israel Barnes splashed in a 3-pointer to make it a one-point game (51-50), Dylan Branson was fouled and made two free throws to put SEMO up, 52-51, with 4:45 remaining.

Josh Earley followed that up with a layup to push the lead to 54-51 ahead of the game's final media timeout at the 3:44 mark.

Russell later added two free throws to widen the Redhawks margin to 61-53 with 1:12 on the clock.

Drew Thelwell answered with a 3-pointer and Jake Wolfe was fouled and made two free throws to make it a 61-58 game with 50 seconds to go.

On SEMO's next possession, Russell drilled a stepback 3-pointer with 21 seconds to bury MSU for good.

Chris Harris led four Redhawks in double figures with 15 points and seven rebounds.

#### Southeast Mo. St. 91 • 17-16,10-8 OVC

#	Player	Total		3-Ptr		Rebounds			PF	TP	A TO Blk Stl				Min
		FG-FGA	FG-FGA	FT-FTA	Off Def Tot	PF	TP	A TO Blk Stl							
14	JOHNSON, Nate	c	7-7	0-0	3-4	2	0	2	4	17	0	0	3	0	24
01	RUSSELL, Phillip	g	4-13	2-4	8-11	1	5	6	3	18	7	4	0	2	37
03	SMART, Aquan	g	2-8	0-0	6-6	1	5	6	2	10	3	3	0	3	22
05	HARRIS, Chris	g	5-12	3-7	16-18	0	12	12	4	29	1	4	1	1	38
33	BRANSON, Dylan	g	1-5	1-2	0-0	2	2	4	5	3	3	2	0	0	29
00	BARNES, Israel	g	3-6	1-2	0-0	1	1	2	1	7	0	1	1	1	23
04	LARSON, Adam	g	0-1	0-1	0-0	0	1	1	0	0	1	0	0	0	4
11	EURSHER, Evan	g	0-1	0-0	0-2	0	0	0	1	0	1	0	0	1	8
21	EARLEY, Josh	g	3-4	0-0	1-1	0	2	2	3	7	0	0	0	0	15
Team					3	2	5				1				
Totals			25-57	7-16	34-42	10	30	40	23	91	16	15	5	8	200

FG % 1st Half: 15-32 46.9% 2nd half: 10-25 40.0% Game: 25-57 43.9%  
3FG % 1st Half: 5-11 45.5% 2nd half: 2-5 40.0% Game: 7-16 43.8%  
FT % 1st Half: 0-0 0.0% 2nd half: 34-42 81.0% Game: 34-42 81.0%

Deadball  
Rebounds  
4

#### Tennessee St. 83 • 18-14,10-8 OVC

#	Player	Total		3-Ptr		Rebounds			PF	TP	A TO Blk Stl				Min
		FG-FGA	FG-FGA	FT-FTA	Off Def Tot	PF	TP	A TO Blk Stl							
00	Zion Griffin	f	3-7	0-4	1-2	2	3	5	4	7	3	2	1	1	31
10	Adong Makuoi	c	1-4	0-0	1-2	1	1	2	4	3	0	0	2	0	18
01	Marcus Fitzgerald Jr	g	3-9	1-4	1-1	0	2	2	5	8	3	3	0	0	24
04	Jr. Clay	g	11-23	2-7	10-12	3	8	11	2	34	3	6	1	3	35
20	Dedric Boyd	g	4-10	2-7	0-0	2	4	6	4	10	0	0	0	1	27
02	Christian Brown	g	3-8	0-2	3-6	2	1	3	5	9	0	1	0	2	21
11	Justin Williams	g	2-5	1-1	1-2	1	1	2	2	6	1	1	0	0	16
13	Zool Kueth	g	1-3	0-2	0-0	0	1	1	5	2	0	0	0	0	13
44	David Acosta	g	2-9	0-0	0-0	8	3	11	1	4	0	2	0	0	15
Team					5	2	7								
Totals			30-78	6-27	17-25	24	26	50	32	83	10	15	4	7	200

FG % 1st Half: 13-35 37.1% 2nd half: 17-43 39.5% Game: 30-78 38.5%  
3FG % 1st Half: 4-13 30.8% 2nd half: 2-14 14.3% Game: 6-27 22.2%  
FT % 1st Half: 1-2 50.0% 2nd half: 16-23 69.6% Game: 17-25 68.0%

Deadball  
Rebounds  
2

Officials: Joey Richardson, John St. Clair, James Hicks  
Technical fouls: Southeast Mo. St.-None. Tennessee St.-Christian Brown;  
David Acosta.

Attendance: 2022-23 Men's Basketball. Round: 0. Southeast Mo. St. vs Tennessee St.. Played

Score by periods	1st	2nd	Total
Southeast Mo. St.	35	56	91
Tennessee St.	31	52	83

Points	In	Off	2nd	Fast	Bench
SEMO	34	21	8	23	14
TSU	44	9	16	12	21

#### Morehead St. 65 • 17-10,10-4 OVC

#	Player	Total		3-Ptr		Rebounds			PF	TP	A TO Blk Stl				Min
		FG-FGA	FG-FGA	FT-FTA	Off Def Tot	PF	TP	A TO Blk Stl							
45	Alex Gross	f	5-9	0-0	3-6	3	7	10	2	13	1	2	0	2	28
00	Mark Freeman	g	0-1	0-0	0-0	0	0	0	0	0	0	0	0	0	1
03	Drew Thelwell	g	9-18	3-6	3-5	1	1	2	0	24	2	3	0	0	38
15	Kalil Thomas	g	2-7	2-5	0-1	2	6	8	4	6	1	1	0	1	32
24	Jake Wolfe	g	2-5	1-2	1-4	0	4	4	3	6	2	1	0	0	35
05	Branden Maughmer	g	5-12	1-5	1-2	1	3	4	4	12	1	0	0	2	35
11	Trent Scott	g	1-2	0-0	0-0	1	2	3	5	2	0	0	0	0	13
14	Chris Cole	g	0-0	0-0	0-0	0	0	0	0	0	0	0	0	0	6
22	LJ Bryan	g	1-3	0-0	0-0	2	3	5	2	2	2	0	0	0	12
Team					0	0	0								
Totals			25-57	7-18	8-18	10	26	36	20	65	9	7	0	5	200

FG % 1st Half: 15-33 45.5% 2nd half: 10-24 41.7% Game: 25-57 43.9%  
3FG % 1st Half: 3-8 37.5% 2nd half: 4-10 40.0% Game: 7-18 38.9%  
FT % 1st Half: 1-3 33.3% 2nd half: 7-15 46.7% Game: 8-18 44.4%

Deadball  
Rebounds  
6,1

#### Southeast Mo. St. 59 • 13-14,8-6 OVC

#	Player	Total		3-Ptr		Rebounds			PF	TP	A TO Blk Stl				Min
		FG-FGA	FG-FGA	FT-FTA	Off Def Tot	PF	TP	A TO Blk Stl							
14	JOHNSON, Nate	c	2-2	0-0	1-2	1	5	6	4	5	0	1	0	1	18
01	RUSSELL, Phillip	g	7-20	2-6	4-4	2	2	4	4	20	3	2	0	0	36
03	SMART, Aquan	g	3-9	0-3	8-8	0	4	4	2	14	0	2	0	1	31
05	HARRIS, Chris	g	2-10	1-4	4-6	0	3	3	2	9	1	2	0	1	27
33	BRANSON, Dylan	g	1-2	0-0	0-0	2	3	5	3	2	1	0	0	2	27
00	BARNES, Israel	g	1-2	1-1	0-0	0	1	1	1	3	0	0	0	0	25
04	LARSON, Adam	g	0-0	0-0	0-0	0	0	0	0	0	0	0	0	0	5
11	EURSHER, Evan	g	0-0	0-0	0-0	0	0	0	0	0	0	0	0	0	9
15	MITCHELL, Josh	g	0-0	0-0	0-0	0	0	0	0	2	0	0	0	0	2
21	EARLEY, Josh	g	3-4	0-0	0-1	0	4	4	1	6	0	2	0	0	20
Team					0	0	0								
Totals			19-49	4-14	17-21	5	22	27	19	59	5	9	0	5	200

FG % 1st Half: 10-22 45.5% 2nd half: 9-27 33.3% Game: 19-49 38.8%  
3FG % 1st Half: 4-7 57.1% 2nd half: 0-7 0.0% Game: 4-14 28.6%  
FT % 1st Half: 1-3 33.3% 2nd half: 16-18 88.9% Game: 17-21 81.0%

Deadball  
Rebounds  
2,4

Officials: Jabir Walker, Kelly Davis, Andrew Walton  
Technical fouls: Morehead St.-None. Southeast Mo. St.-None.  
Attendance: 2890

2022-23 Men's Basketball. Round: 0. Morehead St. vs Southeast Mo. St.. Played

Score by periods	1st	2nd	Total
Morehead St.	34	31	65
Southeast Mo. St.	25	34	59

Points	In	Off	2nd	Fast	Bench
More	30	15	2	7	3
SEMO	26	2	7	6	9



# Game 35

## #5 Southeast Missouri 89 #2 Tennessee Tech 82

March 4, 2023 • Ford Center • Evansville, Ind.



### EVANSVILLE, Ind.

Four wins in four days. That is what #5 Southeast Missouri did to claim

the 2023 Ohio Valley Conference Championship upending #2 Tennessee Tech, 89-82, in an overtime slugfest.

SEMO, which won just its second OVC Tournament title and first in 23 years, was the first to punch its ticket to this season's 68-team NCAA Tournament.

The Redhawks are going dancing after becoming the first #5 seed in OVC Tournament history to win the event and did so by ousting the top two seeds (#1 Morehead State; #2 TTU) to keep their magical season alive.

Jayvis Harvey made a 3-pointer and then scored on a jumper in the paint to get the Golden Eagles with-in two (72-70) with 32 seconds on the clock. A 3-pointer on TTU's next possession after a SEMO turnover put the Golden Eagles ahead by one with 10 seconds.

Harris, the OVC Tournament's Most Valuable Player, was fouled behind the 3-point line and calmly made three free throws to put the Redhawks back up, 75-73, with just two ticks left.

Dionte Wood made what was initially ruled a game-winning 3-pointer at the buzzer, but the shot was later changed to two points after a replay review revealed his foot was on the line sending the game to overtime.

### Southeast Mo. St. 89 • 19-16,10-8 OVC

#	Player		Total		3-Ptr	Rebounds			PF	TP	A	TO	Blk	Stl	Min
			FG-FGA	FG-FGA		FT-FTA	Off	Def							
14	JOHNSON, Nate	c	4-5	0-0	1-2	3	3	6	4	9	3	2	1	0	27
00	BARNES, Israel	g	7-15	3-6	2-3	3	4	7	2	19	0	0	1	0	42
01	RUSSELL, Phillip	g	4-11	3-5	10-12	0	2	2	4	21	4	3	1	2	36
05	HARRIS, Chris	g	7-19	1-5	11-13	0	6	6	2	26	2	1	1	0	40
33	BRANSON, Dylan	g	4-8	1-3	1-1	2	6	8	5	10	2	1	0	0	36
04	LARSON, Adam		0-2	0-2	2-2	0	1	1	1	2	0	0	1	0	12
11	EURSHER, Evan		0-2	0-2	0-0	1	3	4	0	0	0	1	0	0	15
21	EARLEY, Josh		1-1	0-0	0-0	1	5	6	4	2	0	1	0	0	17
Team						2	2	4			1				
Totals			27-63	8-23	27-33	12	32	44	22	89	11	10	5	2	225
FG % 1st Half: 13-34			38.2%	2nd half: 11-24	45.8%	OT: 3-5	60.0%	Game: 27-63	42.9%	Deadball					
3FG % 1st Half: 3-13			23.1%	2nd half: 4-9	44.4%	OT: 1-1	100.0	Game: 8-23	34.8%	Rebounds					
FT % 1st Half: 6-7			85.7%	2nd half: 14-17	82.4%	OT: 7-9	77.8%	Game: 27-33	81.8%	2					

### Tennessee Tech 82 • 16-17,11-7 OVC

#	Player		Total		3-Ptr	Rebounds			PF	TP	A	TO	Blk	Stl	Min
			FG-FGA	FG-FGA		FT-FTA	Off	Def							
02	Jaylen Seabee	f	5-15	0-4	4-6	2	3	5	4	14	1	2	3	0	42
35	Jerome Beya	f	0-0	0-0	0-0	0	0	0	0	0	0	0	0	1	3
00	Ty Perry	g	3-7	3-6	0-0	1	7	8	2	9	0	0	0	2	43
05	Brett Thompson	g	6-13	3-5	3-7	1	4	5	4	18	2	3	0	0	38
13	Jayvis Harvey	g	5-10	1-3	2-2	1	3	4	4	13	5	2	0	1	39
04	Nolan Causwell		1-2	0-1	0-0	1	1	2	1	2	0	0	0	0	3
10	Grant Slatten		0-1	0-1	1-2	0	1	1	3	1	0	0	0	1	11
11	Grant Strong		0-0	0-0	1-2	1	1	2	0	1	0	0	0	0	7
30	Diante Wood		8-15	0-0	8-10	2	5	7	5	24	4	2	0	0	39
Team						0	3	3							
Totals			28-63	7-20	19-29	9	28	37	23	82	12	9	3	5	225
FG % 1st Half: 11-31			35.5%	2nd half: 16-26	61.5%	OT: 1-6	16.7%	Game: 28-63	44.4%	Deadball					
3FG % 1st Half: 3-12			25.0%	2nd half: 4-6	66.7%	OT: 0-2	0.0%	Game: 7-20	35.0%	Rebounds					
FT % 1st Half: 4-9			44.4%	2nd half: 10-14	71.4%	OT: 5-6	83.3%	Game: 19-29	65.5%	4					

Officials: Blake Harris, James Hicks, Steve Divine

Technical fouls: Southeast Mo. St.-None. Tennessee Tech-None.

Attendance: 1728

2022-23 Men's Basketball. Round: 0. Southeast Mo. St. vs Tennessee Tech. Playe

Score by periods	1st	2nd	OT	Total
Southeast Mo. St.	35	40	14	89
Tennessee Tech	29	46	7	82

Points	In	Off	2nd	Fast	Bench
SEMO	32	14	13	7	4
TNTech	34	17	11	5	28





# 2022-23 SOUTHEAST MISSOURI BASKETBALL NOTES

## BOX SCORES

### Official Basketball Box Score -- Game Totals -- Final Statistics

Southeast Mo. St. vs South Fla.

11-07-22 8 p.m. at Tampa, Fla. -- Yuengling Center



#### Southeast Mo. St. 64 • 1-0,0-0 OVC

#	Player		Total	3-Ptr	Rebounds			PF	TP	A	TO	Blk	Stl	Min
			FG-FGA	FG-FGA	FT-FTA	Off	Def							
24	CLARK, Kobe	f	4-5	0-1	0-0	4	4	8	3	8	3	3	0	30
14	JOHNSON, Nate	c	1-3	0-0	1-2	0	1	1	0	3	0	0	0	20
01	RUSSELL, Phillip	g	3-11	3-9	2-3	1	1	2	4	11	3	2	0	26
03	SMART, Aquan	g	3-8	2-3	0-0	1	2	3	5	8	2	2	0	18
05	HARRIS, Chris	g	4-16	2-7	6-7	1	5	6	3	16	2	4	0	38
04	LARSON, Adam		2-4	2-4	0-0	1	3	4	2	6	0	0	1	24
12	GOWINS, Tevin		1-3	1-2	0-0	2	2	4	3	3	0	0	0	24
21	EARLEY, Josh		2-6	0-0	5-10	1	7	8	1	9	0	2	1	20
Team						0	3	3				2		
Totals			20-56	10-26	14-22	11	28	39	21	64	10	15	2	200

FG % 1st Half: 11-30 36.7% 2nd half: 9-26 34.6% Game: 20-56 35.7%

3FG % 1st Half: 5-12 41.7% 2nd half: 5-14 35.7% Game: 10-26 38.5%

FT % 1st Half: 3-6 50.0% 2nd half: 11-16 68.8% Game: 14-22 63.6%

Deadball  
Rebounds  
3

#### South Fla. 61 • 0-1,0-0 AAC

#	Player		Total	3-Ptr	Rebounds			PF	TP	A	TO	Blk	Stl	Min
			FG-FGA	FG-FGA	FT-FTA	Off	Def							
01	Selton Miguel	f	2-6	0-0	0-0	0	4	4	2	4	1	2	0	19
23	Keyshawn Bryant	f	7-11	3-5	2-4	2	3	5	3	19	0	3	1	26
54	Russel Tchewa	c	1-4	0-0	1-4	2	7	9	1	3	1	2	1	27
02	Tyler Harris	g	4-15	0-8	1-2	0	3	3	3	9	1	3	0	30
24	Jamir Chaplin	g	3-5	0-2	0-0	0	6	6	1	6	2	0	0	29
00	Ryan Conwell		2-5	1-4	4-6	1	2	3	2	9	0	0	1	21
03	DJ Patrick		0-0	0-0	0-0	0	0	0	1	0	1	0	0	10
05	Jake Boggs		0-0	0-0	1-2	0	1	1	0	1	0	0	0	3
10	Serrel Smith Jr.		0-0	0-0	0-0	0	0	0	1	0	0	0	0	2
11	Trey Moss		1-1	0-0	0-0	0	0	0	1	2	0	1	0	8
15	Corey Walker Jr.		2-2	0-0	0-1	0	0	0	2	4	1	3	0	12
20	Sam Hines Jr.		2-3	0-0	0-0	1	1	2	2	4	1	2	0	13
Team						2	3	5						
Totals			24-52	4-19	9-19	8	30	38	19	61	8	16	3	200

FG % 1st Half: 13-28 46.4% 2nd half: 11-24 45.8% Game: 24-52 46.2%

3FG % 1st Half: 1-9 11.1% 2nd half: 3-10 30.0% Game: 4-19 21.1%

FT % 1st Half: 3-7 42.9% 2nd half: 6-12 50.0% Game: 9-19 47.4%

Deadball  
Rebounds  
2

Officials: Nathan Bemis,Shane Land,Bharat Ramnanan

Technical fouls: Southeast Mo. St.-None. South Fla.-None.

Attendance: 4046

2022-23 Men's Basketball. Round: 0. South Fla. vs Southeast Mo. St.. Played at

Score by periods	1st	2nd	Total
Southeast Mo. St.	30	34	64
South Fla.	30	31	61

	In	Off	2nd	Fast	Bench
Points	Paint	T/O	Chance	Break	
SEMO	14	12	14	4	18
USF	36	11	7	6	20

Last FG - SEMO 2nd-00:29, USF 2nd-00:04.

Largest lead - SEMO by 5 2nd-00:29, USF by 7 2nd-16:00.

SEMO led for 15:45. USF led for 16:34. Game was tied for 07:41.

Score tied - 8 times.

Lead changed - 15 times.



## Official Basketball Box Score -- Game Totals -- Final Statistics

Lyon vs Southeast Mo. St.

11-12-22 4 p.m. at Show Me Center -- Cape Girardeau, Mo.



## Lyon 46 • 0-0,0-0 DIII Ind

##	Player		Total	3-Ptr	Rebounds			PF	TP	A	TO	Blk	Stl	Min	
			FG-FGA	FG-FGA	FT-FTA	Off	Def								Tot
02	Delvonte McCloud	f	1-4	0-0	0-0	0	3	3	2	2	1	3	0	0	26
12	John Paul Morgan	f	1-3	0-0	1-2	0	2	2	0	3	0	1	0	0	15
25	Nikola Sasaroga	c	4-7	1-2	0-1	0	2	2	1	9	1	2	0	1	24
30	Sando Hill	g	0-3	0-2	0-0	0	5	5	3	0	3	8	0	0	23
24	Trenton Bell	*	2-9	2-6	2-2	0	0	0	2	8	1	1	0	0	14
00	Davion Henry		0-1	0-1	0-0	0	0	0	0	0	0	1	0	0	4
01	Israel Palmer		2-6	0-1	4-4	2	0	2	1	8	1	4	0	2	25
03	Donovynn Lewis		2-5	2-5	0-0	0	0	0	0	6	0	0	0	0	9
05	Devan Halford		0-0	0-0	0-1	0	1	1	0	0	0	1	0	0	10
10	John Michael Stastny		0-2	0-0	0-0	0	2	2	2	0	0	1	0	0	7
11	Luke Bridges		1-3	0-0	0-0	0	0	0	0	2	0	0	1	0	11
22	Juwaun Clifton		1-4	1-4	5-5	0	2	2	1	8	0	0	0	0	13
33	Isaac Ragland		0-1	0-1	0-0	0	0	0	0	0	0	0	0	0	10
35	Gavin Brunson		0-0	0-0	0-0	0	2	2	0	0	0	0	0	0	9
Team						0	0	0			3				
Totals			14-48	6-22	12-15	2	19	21	12	46	7	25	1	3	200

FG % 1st Half: 5-24 20.8% 2nd half: 9-24 37.5% Game: 14-48 29.2%  
 3FG % 1st Half: 0-8 0.0% 2nd half: 6-14 42.9% Game: 6-22 27.3%  
 FT % 1st Half: 3-4 75.0% 2nd half: 9-11 81.8% Game: 12-15 80.0%

Deadball  
Rebounds  
4,2

## Southeast Mo. St. 83 • 2-0,0-0 OVC

##	Player		Total	3-Ptr	Rebounds			PF	TP	A	TO	Blk	Stl	Min	
			FG-FGA	FG-FGA	FT-FTA	Off	Def								Tot
24	CLARK, Kobe	f	4-7	0-1	0-0	6	10	16	1	8	5	3	2	3	33
14	JOHNSON, Nate	c	4-6	0-0	0-0	4	2	6	4	8	0	3	1	0	12
01	RUSSELL, Phillip	g	9-18	5-12	0-0	0	3	3	1	23	4	2	0	5	25
03	SMART, Aquan	g	2-6	0-3	3-4	0	2	2	2	7	6	4	0	3	27
05	HARRIS, Chris	g	1-8	1-6	4-5	2	2	4	1	7	1	1	0	2	25
04	LARSON, Adam		4-9	0-4	0-2	3	1	4	4	8	0	0	0	1	21
11	EURSHER, Evan		1-7	1-6	0-0	0	1	1	2	3	1	2	0	0	20
12	GOWINS, Tevin		1-1	1-1	0-0	0	0	0	1	3	0	2	0	0	9
15	MITCHELL, Josh		0-0	0-0	0-0	0	0	0	0	0	0	1	0	0	2
21	EARLEY, Josh		5-7	0-0	1-4	5	7	12	0	11	0	0	1	0	16
35	HANBACK, Mason		2-2	0-0	1-1	0	1	1	1	5	0	1	0	0	10
Team						0	0	0							
Totals			33-71	8-33	9-16	20	29	49	17	83	17	19	4	14	200

FG % 1st Half: 14-40 35.0% 2nd half: 19-31 61.3% Game: 33-71 46.5%  
 3FG % 1st Half: 3-22 13.6% 2nd half: 5-11 45.5% Game: 8-33 24.2%  
 FT % 1st Half: 3-4 75.0% 2nd half: 6-12 50.0% Game: 9-16 56.3%

Deadball  
Rebounds  
4,2

Officials: Tyer Kumpf, Andrew Walton, Alex Manuel  
 Technical fouls: Lyon-None. Southeast Mo. St.-None.

Attendance: 683

2022-23 Men's Basketball. Round: 0. Southeast Mo. St. vs Lyon. Played at Show

Score by periods	1st	2nd	Total
Lyon	13	33	46
Southeast Mo. St.	34	49	83

	In	Off	2nd	Fast	Bench
Points	Paint	T/O	Chance	Break	
LU	14	16	3	8	24
SEMO	48	30	22	18	30

Last FG - LU 2nd-01:15, SEMO 2nd-02:07.

Largest lead - LU None, SEMO by 45 2nd-06:04.

LU led for 00:00. SEMO led for 38:08. Game was tied for 01:52.

Score tied - 0 times.

Lead changed - 0 times.



# 2022-23 SOUTHEAST MISSOURI BASKETBALL NOTES

## BOX SCORES

### Official Basketball Box Score -- Game Totals -- Final Statistics

Southeast Mo. St. vs Evansville

11-16-22 7 p.m. at Ford Cener -- Evansville, Ind.



#### Southeast Mo. St. 67 • 3-0,0-0 OVC

#	Player		Total	3-Ptr	Rebounds			PF	TP	A	TO	Blk	Stl	Min
			FG-FGA	FG-FGA	FT-FTA	Off	Def							
24	CLARK, Kobe	f	4-9	1-2	4-4	2	4	6	3	13	1	0	0	31
14	JOHNSON, Nate	c	2-4	0-1	0-0	1	3	4	5	4	0	0	0	16
01	RUSSELL, Phillip	g	3-11	1-6	4-4	0	6	6	3	11	2	6	0	28
03	SMART, Aquan	g	1-2	0-0	0-0	0	2	2	5	2	1	0	1	21
05	HARRIS, Chris	g	5-11	2-4	2-2	1	5	6	2	14	3	6	0	33
04	LARSON, Adam		2-5	1-4	2-2	0	3	3	3	7	1	0	0	24
11	EURSHER, Evan		0-0	0-0	0-0	0	0	0	0	0	0	0	0	5
12	GOWINS, Tevin		1-1	1-1	0-0	0	1	1	2	3	0	0	0	20
21	EARLEY, Josh		5-12	0-0	3-4	0	4	4	1	13	0	0	0	22
Team						3	3	6			2			
Totals			23-55	6-18	15-16	7	31	38	24	67	8	14	1	200

FG % 1st Half: 15-32 46.9% 2nd half: 8-23 34.8% Game: 23-55 41.8%

3FG % 1st Half: 3-11 27.3% 2nd half: 3-7 42.9% Game: 6-18 33.3%

FT % 1st Half: 3-4 75.0% 2nd half: 12-12 100.0 Game: 15-16 93.8%

Deadball  
Rebounds  
0,1

#### Evansville 61 • 1-2,0-0 MVC

#	Player		Total	3-Ptr	Rebounds			PF	TP	A	TO	Blk	Stl	Min
			FG-FGA	FG-FGA	FT-FTA	Off	Def							
10	Yacine Toumi	f	5-10	0-1	3-7	4	3	7	2	13	1	1	0	31
22	Sekou Kalle	f	2-5	0-0	2-4	6	6	12	4	6	0	2	1	29
00	Gage Bobe	g	2-9	0-5	1-2	1	2	3	0	5	0	1	0	23
04	Marvin Coleman	g	1-8	0-2	4-6	2	10	12	4	6	2	2	0	37
20	Kenny Strawbridge	g	7-17	1-5	7-10	1	1	2	4	22	0	3	0	29
01	Antoine Smith Jr.		1-5	0-4	0-0	1	0	1	2	2	0	1	1	18
13	Blaise Beauchamp		2-8	2-5	0-0	0	1	1	1	6	0	0	0	21
21	Gabe Spinelli		0-0	0-0	1-2	0	0	0	0	1	1	1	0	6
24	Preston Phillips		0-0	0-0	0-0	1	0	1	2	0	0	1	0	6
Team						2	3	5						
Totals			20-62	3-22	18-31	18	26	44	19	61	4	12	2	200

FG % 1st Half: 6-23 26.1% 2nd half: 14-39 35.9% Game: 20-62 32.3%

3FG % 1st Half: 0-7 0.0% 2nd half: 3-15 20.0% Game: 3-22 13.6%

FT % 1st Half: 11-18 61.1% 2nd half: 7-13 53.8% Game: 18-31 58.1%

Deadball  
Rebounds  
5

Officials: Amy Bonner, Bret Smith, Gary Maxwell

Technical fouls: Southeast Mo. St.-RUSSELL, Phillip; HARRIS, Chris.

Evansville-None.

Attendance: 3756

2022-23 Men's Basketball. Round: 0. Evansville vs Southeast Mo. St.. Played at

Score by periods	1st	2nd	Total
Southeast Mo. St.	36	31	67
Evansville	23	38	61

	In	Off	2nd	Fast	
Points	Paint	T/O	Chance	Break	Bench
SEMO	24	10	8	15	23
Evans	34	11	15	16	9

Last FG - SEMO 2nd-02:22, Evans 2nd-00:12.

Largest lead - SEMO by 17 1st-02:17, Evans by 2 1st-18:08.

SEMO led for 33:42. Evans led for 03:01. Game was tied for 03:17.

Score tied - 3 times.

Lead changed - 1 time.



**Official Basketball Box Score -- Game Totals -- Final Statistics**  
**Southeast Mo. St. vs Bradley**  
**11-19-22 3 p.m. at Carver Arena -- Peoria, Ill.**



**Southeast Mo. St. 60 • 3-1,0-0 OVC**

##	Player		Total	3-Ptr	Rebounds			PF	TP	A	TO	Blk	Stl	Min
			FG-FGA	FG-FGA	FT-FTA	Off	Def							
24	CLARK, Kobe	f	4-9	2-4	0-0	2	7	9	4	10	2	0	1	38
14	JOHNSON, Nate	c	1-2	0-0	0-2	0	0	0	2	2	0	1	0	12
01	RUSSELL, Phillip	g	3-9	1-4	6-6	2	1	3	5	13	7	3	0	31
03	SMART, Aquan	g	3-8	1-2	0-0	0	0	0	4	7	0	3	0	24
05	HARRIS, Chris	g	4-15	3-8	3-4	0	5	5	1	14	2	1	0	38
04	LARSON, Adam		2-5	1-3	0-0	0	3	3	4	5	0	0	0	24
12	GOWINS, Tevin		0-0	0-0	0-0	0	0	0	1	0	0	0	0	8
15	MITCHELL, Josh		0-0	0-0	1-2	0	0	0	0	1	0	1	0	1
21	EARLEY, Josh		3-8	0-0	2-2	2	4	6	0	8	0	0	0	24
Team						4	1	5			2			
Totals			20-56	8-21	12-16	10	21	31	21	60	11	11	1	200

FG % 1st Half: 14-26 53.8% 2nd half: 6-30 20.0% Game: 20-56 35.7%  
 3FG % 1st Half: 7-11 63.6% 2nd half: 1-10 10.0% Game: 8-21 38.1%  
 FT % 1st Half: 1-2 50.0% 2nd half: 11-14 78.6% Game: 12-16 75.0%

Deadball  
Rebounds  
2

**Bradley 73 • 3-1,0-0 MVC**

##	Player		Total	3-Ptr	Rebounds			PF	TP	A	TO	Blk	Stl	Min
			FG-FGA	FG-FGA	FT-FTA	Off	Def							
14	Malevy Leons	f	5-8	3-5	2-2	3	6	9	2	15	1	5	4	37
22	Ja'Shon Henry	f	4-8	0-0	3-10	3	3	6	3	11	0	1	0	25
35	Darius Hannah	f	3-5	0-0	0-0	2	2	4	2	6	3	0	6	28
21	Duke Deen	g	4-8	2-5	2-3	1	5	6	2	12	5	1	0	31
23	Ville Tahvanainen	g	7-16	1-9	0-0	1	3	4	2	15	1	3	0	33
01	James "Pop" Weathers		2-4	0-2	6-7	1	2	3	1	10	0	1	0	23
05	Christian Davis		1-2	0-1	0-0	0	1	1	1	2	0	0	0	11
34	Connor Linke		1-3	0-0	0-0	0	2	2	4	2	1	0	0	12
Team						0	4	4			2			
Totals			27-54	6-22	13-22	11	28	39	17	73	11	13	10	200

FG % 1st Half: 17-30 56.7% 2nd half: 10-24 41.7% Game: 27-54 50.0%  
 3FG % 1st Half: 5-13 38.5% 2nd half: 1-9 11.1% Game: 6-22 27.3%  
 FT % 1st Half: 3-7 42.9% 2nd half: 10-15 66.7% Game: 13-22 59.1%

Deadball  
Rebounds  
4

Officials: Steve Honacki, Roland Simmons, Gene Grimshaw  
 Technical fouls: Southeast Mo. St.-RUSSELL, Phillip. Bradley-None.

Attendance: 4826

2022-23 Men's Basketball. Round: 0. Bradley vs Southeast Mo. St.. Played at Ca

Score by periods	1st	2nd	Total
Southeast Mo. St.	36	24	60
Bradley	42	31	73

	In	Off	2nd	Fast	
Points	Paint	T/O	Chance	Break	Bench
SEMO	14	11	8	3	14
BRAD	40	12	14	15	14

Last FG - SEMO 2nd-04:34, BRAD 2nd-01:46.  
 Largest lead - SEMO by 7 1st-09:33, BRAD by 13 2nd-00:05.  
 SEMO led for 15:40. BRAD led for 22:30. Game was tied for 01:50.

Score tied - 1 time.  
 Lead changed - 2 times.





# 2022-23 SOUTHEAST MISSOURI BASKETBALL NOTES

## BOX SCORES

### Official Basketball Box Score -- Game Totals -- Final Statistics

William Woods vs Southeast Mo. St.

11-22-22 6:30 p.m. at Show Me Center -- Cape Girardeau, Mo.



#### William Woods 49 • 0-2

#	Player		Total	3-Ptr	Rebounds			PF	TP	A	TO	Blk	Stl	Min
			FG-FGA	FG-FGA	FT-FTA	Off	Def							
00	Vyson Miller	g	1-6	0-5	0-0	0	3	3	4	2	6	1	0	24
04	Abdulah Diaby	g	2-2	0-0	0-0	1	4	5	3	4	0	1	0	13
10	Jared Crutcher	g	4-12	0-1	1-2	1	3	4	3	9	1	1	3	31
11	Dylan Pitt	g	1-6	1-5	0-2	0	2	2	2	3	3	2	0	30
25	Kevin Yang	g	3-11	0-1	1-2	1	2	3	1	7	0	3	0	25
05	Clayton Ebers		0-3	0-3	0-0	0	1	1	1	0	0	2	0	17
21	William Gibson		4-5	1-1	2-2	0	1	1	2	11	0	0	1	24
23	Tahki Chievous		5-12	3-6	0-0	1	0	1	2	13	1	5	0	29
32	Mahmadou Ngoucheme		0-0	0-0	0-2	0	0	0	2	0	0	0	0	6
33	Karter Koenig		0-0	0-0	0-0	0	0	0	0	0	0	0	0	1
Team						0	0	0			2			
Totals			20-57	5-22	4-10	4	16	20	20	49	11	17	4	200

FG % 1st Half: 8-33 24.2% 2nd half: 12-24 50.0% Game: 20-57 35.1%  
 3FG % 1st Half: 4-16 25.0% 2nd half: 1-6 16.7% Game: 5-22 22.7%  
 FT % 1st Half: 1-4 25.0% 2nd half: 3-6 50.0% Game: 4-10 40.0%

Deadball  
Rebounds  
7,3

#### Southeast Mo. St. 87 • 4-1,0-0 OVC

#	Player		Total	3-Ptr	Rebounds			PF	TP	A	TO	Blk	Stl	Min
			FG-FGA	FG-FGA	FT-FTA	Off	Def							
04	LARSON, Adam	f	3-5	1-2	5-7	1	2	3	1	12	0	0	1	20
24	CLARK, Kobe	f	4-12	0-3	1-2	6	8	14	0	9	0	1	1	28
14	JOHNSON, Nate	c	5-9	0-0	3-3	3	4	7	2	13	1	2	0	18
01	RUSSELL, Phillip	g	3-6	1-4	4-4	1	2	3	0	11	8	4	0	30
05	HARRIS, Chris	g	2-9	1-6	3-5	0	2	2	0	8	3	1	0	27
11	EURSHER, Evan		2-3	0-1	2-2	0	2	2	1	6	0	1	0	15
12	GOWINS, Tevin		3-6	1-1	0-0	1	0	1	2	7	2	1	0	21
15	MITCHELL, Josh		6-8	0-0	2-4	5	5	10	1	14	2	0	1	22
33	BRANSON, Dylan		3-6	1-3	0-0	1	6	7	3	7	4	1	1	19
Team						0	0	0						
Totals			31-64	5-20	20-27	18	31	49	10	87	20	11	4	200

FG % 1st Half: 16-34 47.1% 2nd half: 15-30 50.0% Game: 31-64 48.4%  
 3FG % 1st Half: 4-13 30.8% 2nd half: 1-7 14.3% Game: 5-20 25.0%  
 FT % 1st Half: 13-16 81.3% 2nd half: 7-11 63.6% Game: 20-27 74.1%

Deadball  
Rebounds  
3,1

Officials: Chance Wallesen,Tariq Lucas,Shane Staggs

Technical fouls: William Woods-None. Southeast Mo. St.-BRANSON, Dylan.

Attendance: 784

2022-23 Men's Basketball. Round: 0. Southeast Mo. St. vs William Woods. Played

Score by periods	1st	2nd	Total
William Woods	21	28	49
Southeast Mo. St.	49	38	87

	In	Off	2nd	Fast	Bench
Points	Paint	T/O	Chance	Break	
WW	28	16	5	8	24
SEMO	52	20	23	11	34

Last FG - WW 2nd-01:32, SEMO 2nd-00:30.

Largest lead - WW None, SEMO by 38 2nd-00:30.

WW led for 00:00. SEMO led for 39:45. Game was tied for 00:15.

Score tied - 0 times.

Lead changed - 0 times.



## Official Basketball Box Score -- Game Totals -- Final Statistics

Boston U. vs Southeast Mo. St.

11-26-22 2 p.m. at Klotsche Center -- Milwaukee, Wis.



## Boston U. 52 • 4-2,0-0 Patriot

#	Player		Total	3-Ptr	Rebounds			PF	TP	A	TO	Blk	Stl	Min
			FG-FGA	FG-FGA	FT-FTA	Off	Def							
05	Walter Whyte	f	1-15	0-8	0-0	3	3	6	1	2	1	2	1	33
25	Nevin Zink	f	3-6	0-0	4-4	2	5	7	3	10	2	1	0	23
35	Fletcher Tynen	f	2-6	1-3	0-0	0	6	6	2	5	2	1	0	31
00	Ethan Brittain-Watts	g	2-6	2-4	2-2	0	2	2	3	8	1	1	0	24
15	Jonas Harper	g	6-10	1-4	2-2	0	1	1	3	15	2	0	0	31
02	Caelan Jones		0-2	0-1	0-0	0	0	0	0	0	0	0	0	2
03	Malcolm Chimezie		1-1	0-0	1-2	0	1	1	0	3	1	0	0	13
13	Daman Tate		1-3	1-1	0-0	1	0	1	4	3	0	1	0	11
22	Anthony Morales		1-3	0-2	0-0	0	2	2	3	2	0	1	0	12
24	Miles Brewster		1-3	0-1	0-0	0	1	1	0	2	2	0	1	16
41	Otto Landrum		0-2	0-0	2-2	0	0	0	0	2	0	0	1	4
Team						1	4	5			1			
Totals			18-57	5-24	11-12	7	25	32	19	52	11	8	3	200

FG % 1st Half: 6-28 21.4% 2nd half: 12-29 41.4% Game: 18-57 31.6%

3FG % 1st Half: 2-12 16.7% 2nd half: 3-12 25.0% Game: 5-24 20.8%

FT % 1st Half: 4-4 100.0 2nd half: 7-8 87.5% Game: 11-12 91.7%

Deadball  
Rebounds  
1

## Southeast Mo. St. 63 • 5-1,0-0 OVC

#	Player		Total	3-Ptr	Rebounds			PF	TP	A	TO	Blk	Stl	Min
			FG-FGA	FG-FGA	FT-FTA	Off	Def							
24	CLARK, Kobe	f	0-2	0-1	0-0	3	9	12	4	0	2	3	5	27
14	JOHNSON, Nate	c	3-7	0-0	1-2	2	3	5	3	7	0	0	0	28
01	RUSSELL, Phillip	g	6-15	4-9	5-6	0	6	6	3	21	3	0	0	27
05	HARRIS, Chris	g	3-12	1-4	5-7	1	6	7	1	12	2	4	1	30
33	BRANSON, Dylan	g	2-5	1-3	2-2	1	2	3	2	7	3	2	0	25
00	BARNES, Israel		1-6	1-3	3-4	1	3	4	1	6	0	0	0	27
03	SMART, Aquan		2-3	1-1	0-0	1	1	2	1	5	2	2	0	17
04	LARSON, Adam		1-2	1-2	0-0	0	0	0	0	3	0	1	0	8
15	MITCHELL, Josh		1-1	0-0	0-0	0	0	0	1	2	0	0	0	11
Team						2	2	4						
Totals			19-53	9-23	16-21	11	32	43	16	63	12	12	6	200

FG % 1st Half: 10-29 34.5% 2nd half: 9-24 37.5% Game: 19-53 35.8%

3FG % 1st Half: 5-13 38.5% 2nd half: 4-10 40.0% Game: 9-23 39.1%

FT % 1st Half: 3-4 75.0% 2nd half: 13-17 76.5% Game: 16-21 76.2%

Deadball  
Rebounds  
3

Officials: Jason Mirabito, Bryant Berry, Bobby Dow

Technical fouls: Boston U.-None. Southeast Mo. St.-None.

Attendance:

2022-23 Men's Basketball. Round: 0. Boston U. vs Southeast Mo. St.. Played at

Score by periods	1st	2nd	Total
Boston U.	18	34	52
Southeast Mo. St.	28	35	63

	In	Off	2nd	Fast	Bench
Points	Paint	T/O	Chance	Break	
BU	24	14	8	13	12
SEMO	14	14	15	5	16

Last FG - BU 2nd-03:11, SEMO 2nd-03:54.

Largest lead - BU by 3 1st-19:19, SEMO by 13 1st-06:17.

BU led for 04:28. SEMO led for 33:39. Game was tied for 01:53.

Score tied - 2 times.

Lead changed - 1 time.



# 2022-23 SOUTHEAST MISSOURI BASKETBALL NOTES

## BOX SCORES

### Official Basketball Box Score -- Game Totals -- Final Statistics

Southeast Mo. St. vs UC Davis

11-27-22 1 p.m. at Klotsche Center -- Milwaukee, Wis.



#### Southeast Mo. St. 71 • 5-2,0-0 OVC

#	Player		Total	3-Ptr	Rebounds			PF	TP	A	TO	Blk	Stl	Min	
			FG-FGA	FG-FGA	FT-FTA	Off	Def								Tot
24	CLARK, Kobe	f	3-10	2-3	0-0	1	2	3	4	8	2	2	1	2	31
14	JOHNSON, Nate	c	2-3	0-0	0-0	4	3	7	2	4	0	2	1	0	20
01	RUSSELL, Phillip	g	5-14	1-5	5-5	0	0	0	5	16	4	3	0	2	35
05	HARRIS, Chris	g	4-11	1-3	7-10	1	6	7	1	16	3	5	0	3	30
33	BRANSON, Dylan	g	4-8	0-2	4-4	0	8	8	3	12	1	1	1	1	27
00	BARNES, Israel		1-4	0-1	0-0	0	0	0	0	2	2	1	0	2	18
03	SMART, Aquan		1-3	0-1	0-0	0	1	1	4	2	2	3	1	3	15
04	LARSON, Adam		4-6	3-4	0-2	0	3	3	2	11	0	0	1	0	18
15	MITCHELL, Josh		0-0	0-0	0-0	0	1	1	0	0	0	0	0	1	6
Team						0	2	2							
Totals			24-59	7-19	16-21	6	26	32	21	71	14	17	5	14	200

FG % 1st Half: 12-30 40.0% 2nd half: 12-29 41.4% Game: 24-59 40.7%  
 3FG % 1st Half: 3-10 30.0% 2nd half: 4-9 44.4% Game: 7-19 36.8%  
 FT % 1st Half: 5-8 62.5% 2nd half: 11-13 84.6% Game: 16-21 76.2%

Deadball  
Rebounds  
3

#### UC Davis 73 • 5-2,0-0 Big West

##	Player		Total	3-Ptr	Rebounds			PF	TP	A	TO	Blk	Stl	Min	
			FG-FGA	FG-FGA	FT-FTA	Off	Def								Tot
04	Christian Anigwe	f	1-2	0-0	1-2	0	3	3	5	3	3	1	0	0	12
02	Ty Johnson	g	3-6	0-1	0-5	1	7	8	3	6	4	3	0	0	25
05	Robby Beasley	g	3-9	1-3	1-2	0	4	4	3	8	2	2	0	0	30
24	Ade Adebayo	g	5-6	0-0	3-6	2	1	3	4	13	1	0	0	2	28
40	Elijah Pepper	g	10-20	4-8	6-7	1	4	5	1	30	2	5	1	2	34
00	Kane Milling		3-8	3-8	0-0	0	1	1	2	9	0	3	0	0	24
10	Leo DeBruhl		0-2	0-0	0-1	0	1	1	2	0	1	1	0	0	14
20	Niko Rocak		1-2	0-0	0-0	1	7	8	1	2	0	1	1	0	16
22	Sione Lose		1-2	0-1	0-1	4	2	6	2	2	0	3	0	2	17
Team						3	0	3				2			
Totals			27-57	8-21	11-24	12	30	42	23	73	13	21	2	6	200

FG % 1st Half: 11-27 40.7% 2nd half: 16-30 53.3% Game: 27-57 47.4%  
 3FG % 1st Half: 5-12 41.7% 2nd half: 3-9 33.3% Game: 8-21 38.1%  
 FT % 1st Half: 5-10 50.0% 2nd half: 6-14 42.9% Game: 11-24 45.8%

Deadball  
Rebounds  
5,1

Officials: David Gawrisch, Jeff Lewis, Peter Juzenas

Technical fouls: Southeast Mo. St.-RUSSELL, Phillip; SMART, Aquan; HARRIS, Chris. UC Davis-None.

Attendance:

2022-23 Men's Basketball. Round: 0. Southeast Mo. St. vs UC Davis. Played at U

Score by periods	1st	2nd	Total
Southeast Mo. St.	32	39	71
UC Davis	32	41	73

	In	Off	2nd	Fast	
Points	Paint	T/O	Chance	Break	Bench
SEMO	32	17	2	22	15
UCD	34	15	11	16	13

Last FG - SEMO 2nd-00:40, UCD 2nd-00:59.

Largest lead - SEMO by 2 1st-00:40, UCD by 13 1st-07:53.

SEMO led for 01:37. UCD led for 36:50. Game was tied for 01:33.

Score tied - 2 times.

Lead changed - 2 times.



## Official Basketball Box Score -- Game Totals -- Final Statistics

Southeast Mo. St. vs Milwaukee

11-28-22 7 p.m. at Klotsche Center - Milwaukee, Wis.



Southeast Mo. St. 68 • 5-3,0-0 OVC

#	Player		Total	3-Ptr	Rebounds			PF	TP	A	TO	Blk	Stl	Min	
			FG-FGA	FG-FGA	FT-FTA	Off	Def								Tot
24	CLARK, Kobe	f	1-6	0-3	2-2	3	5	8	4	4	8	1	2	5	36
14	JOHNSON, Nate	c	0-3	0-0	0-0	0	1	1	2	0	0	1	1	0	8
01	RUSSELL, Phillip	g	5-9	1-5	0-2	0	2	2	4	11	3	4	0	1	28
05	HARRIS, Chris	g	1-11	1-7	3-3	0	1	1	1	6	3	2	0	0	29
33	BRANSON, Dylan	g	0-2	0-2	0-0	0	1	1	1	0	0	3	0	0	12
00	BARNES, Israel		7-14	4-8	4-4	2	3	5	5	22	0	1	0	0	22
03	SMART, Aquan		3-6	3-4	3-6	0	2	2	3	12	1	2	1	1	28
04	LARSON, Adam		3-6	1-4	0-0	0	1	1	1	7	0	0	0	0	14
12	GOWINS, Tevin		0-1	0-1	0-0	1	1	2	0	0	0	1	0	1	5
15	MITCHELL, Josh		2-4	0-0	2-4	0	2	2	4	6	0	0	2	1	18
Team						3	0	3			1				
Totals			22-62	10-34	14-21	9	19	28	25	68	15	16	6	9	200

FG % 1st Half: 11-30 36.7% 2nd half: 11-32 34.4% Game: 22-62 35.5%  
 3FG % 1st Half: 6-16 37.5% 2nd half: 4-18 22.2% Game: 10-34 29.4%  
 FT % 1st Half: 3-6 50.0% 2nd half: 11-15 73.3% Game: 14-21 66.7%

Deadball  
Rebounds  
5

Milwaukee 84 • 5-3,0-0 Horizon

#	Player		Total	3-Ptr	Rebounds			PF	TP	A	TO	Blk	Stl	Min	
			FG-FGA	FG-FGA	FT-FTA	Off	Def								Tot
23	Ahmad Rand	f	4-6	0-0	0-0	2	4	6	2	8	0	0	4	1	24
01	Markeith Browning II	g	3-4	1-1	5-6	0	5	5	3	12	1	7	2	1	28
10	BJ Freeman	g	8-18	2-9	5-7	1	7	8	3	23	3	3	0	1	32
12	Kentrell Pullian	g	3-8	0-1	0-0	1	1	2	4	6	2	1	0	2	24
25	Justin Thomas	g	4-7	2-2	9-11	3	10	13	2	19	4	3	0	3	31
00	Brian Taylor		0-0	0-0	0-0	0	0	0	0	0	0	0	0	0	1
02	Elijah Jamison		3-3	1-1	4-5	0	1	1	2	11	0	1	0	0	17
05	Angelo Stuart		0-1	0-0	0-0	0	0	0	1	0	1	1	0	0	15
11	Vin Baker Jr.		0-0	0-0	0-0	0	0	0	1	0	0	2	0	0	3
20	Vincent Miskiewicz		0-0	0-0	0-0	0	0	0	0	0	0	0	0	0	1
24	Jalen Johnson		1-3	0-0	1-2	1	2	3	1	3	2	1	1	0	9
33	Moses Bol		0-0	0-0	0-0	0	1	1	3	0	0	2	1	0	4
35	Keon Edwards		0-1	0-1	2-2	0	1	1	0	2	2	0	0	1	11
Team						3	1	4			1				
Totals			26-51	6-15	26-33	11	33	44	22	84	15	22	8	9	200

FG % 1st Half: 17-27 63.0% 2nd half: 9-24 37.5% Game: 26-51 51.0%  
 3FG % 1st Half: 5-11 45.5% 2nd half: 1-4 25.0% Game: 6-15 40.0%  
 FT % 1st Half: 7-12 58.3% 2nd half: 19-21 90.5% Game: 26-33 78.8%

Deadball  
Rebounds  
2

Officials: James Curran, Tony Bache Meeks, Edwin Young

Technical fouls: Southeast Mo. St.-RUSSELL, Phillip. Milwaukee-Markeith

Browning II.

Attendance: 1183

2022-23 Men's Basketball. Round: 0. Milwaukee vs Southeast Mo. St.. Played at

Score by periods	1st	2nd	Total
Southeast Mo. St.	31	37	68
Milwaukee	46	38	84

	In	Off	2nd	Fast	Bench
Points	Paint	T/O	Chance	Break	
SEMO	18	17	9	9	47
MKE	40	20	4	24	16

Last FG - SEMO 2nd-00:01, MKE 2nd-01:15.

Largest lead - SEMO by 6 1st-14:19, MKE by 22 2nd-16:57.

SEMO led for 06:35. MKE led for 31:02. Game was tied for 02:23.

Score tied - 2 times.

Lead changed - 2 times.





# 2022-23 SOUTHEAST MISSOURI BASKETBALL NOTES

## BOX SCORES

### Official Basketball Box Score -- Game Totals -- Final Statistics

Southeast Mo. St. vs Missouri

12-04-22 3 p.m. at Mizzou Arena -- Columbia, Mo.



#### Southeast Mo. St. 89 • 5-4,0-0 OVC

##	Player		Total	3-Ptr	Rebounds			PF	TP	A	TO	Blk	Stl	Min
			FG-FGA	FG-FGA	FT-FTA	Off	Def							
24	CLARK, Kobe	f	3-8	2-4	0-0	1	6	7	4	8	3	2	1	32
14	JOHNSON, Nate	c	3-5	0-0	0-0	2	2	4	2	6	1	1	1	14
00	BARNES, Israel	g	7-12	3-6	4-7	2	1	3	1	21	2	4	0	31
01	RUSSELL, Phillip	g	10-17	5-9	1-2	1	2	3	3	26	7	2	0	37
05	HARRIS, Chris	g	3-6	2-4	0-0	0	2	2	0	8	0	3	0	19
03	SMART, Aquan		0-4	0-1	0-0	1	0	1	5	0	1	3	0	14
04	LARSON, Adam		1-2	1-2	0-0	0	0	0	1	3	0	0	0	11
21	EARLEY, Josh		7-9	0-0	1-2	1	3	4	2	15	0	2	0	25
33	BRANSON, Dylan		0-0	0-0	2-4	0	1	1	1	2	2	1	1	17
Team						0	5	5						
Totals			34-63	13-26	8-15	8	22	30	19	89	16	18	3	200

FG % 1st Half: 16-36 44.4% 2nd half: 18-27 66.7% Game: 34-63 54.0%

3FG % 1st Half: 8-16 50.0% 2nd half: 5-10 50.0% Game: 13-26 50.0%

FT % 1st Half: 0-0 0.0% 2nd half: 8-15 53.3% Game: 8-15 53.3%

Deadball  
Rebounds  
7

#### Missouri 96 • 9-0,0-0 SEC

##	Player		Total	3-Ptr	Rebounds			PF	TP	A	TO	Blk	Stl	Min
			FG-FGA	FG-FGA	FT-FTA	Off	Def							
24	Kobe Brown	f	9-12	2-3	5-6	3	5	8	3	25	4	3	0	34
35	Noah Carter	f	3-7	2-5	1-4	1	3	4	3	9	1	3	1	18
04	DeAndre Gholston	g	1-3	1-2	4-4	0	4	4	1	7	0	2	0	19
05	D'Moi Hodge	g	5-10	3-7	2-2	0	1	1	3	15	2	0	0	26
10	Nick Honor	g	4-8	3-6	0-1	0	0	0	1	11	2	2	0	35
02	Tre Gomillion		2-3	0-1	0-0	1	3	4	2	4	1	2	0	27
11	Isiah Mosley		0-2	0-1	0-0	0	2	2	0	0	1	0	0	6
13	Ronnie DeGray III		0-0	0-0	0-0	0	0	0	0	0	0	0	0	1
23	Aidan Shaw		2-4	0-1	0-1	0	1	1	2	4	0	0	0	6
55	Sean East II		8-12	0-1	5-5	2	2	4	1	21	6	1	0	28
Team						1	0	1				1		
Totals			34-61	11-27	17-23	8	21	29	16	96	17	14	1	200

FG % 1st Half: 18-34 52.9% 2nd half: 16-27 59.3% Game: 34-61 55.7%

3FG % 1st Half: 5-15 33.3% 2nd half: 6-12 50.0% Game: 11-27 40.7%

FT % 1st Half: 9-12 75.0% 2nd half: 8-11 72.7% Game: 17-23 73.9%

Deadball  
Rebounds  
3

Officials: Josue Nieves,Owen Short,Jason Baker

Technical fouls: Southeast Mo. St.-None. Missouri-None.

Attendance: 8873

2022-23 Men's Basketball. Round: 0. Missouri vs Southeast Mo. St.. Played at M

Score by periods	1st	2nd	Total
Southeast Mo. St.	40	49	89
Missouri	50	46	96

	In	Off	2nd	Fast	Bench
Points	Paint	T/O	Chance	Break	
SEMO	36	12	6	8	20
MIZ	44	29	7	31	29

Last FG - SEMO 2nd-00:39, MIZ 2nd-01:08.

Largest lead - SEMO by 1 1st-16:31, MIZ by 19 2nd-08:33.

SEMO led for 00:19. MIZ led for 38:10. Game was tied for 01:31.

Score tied - 0 times.

Lead changed - 4 times.



**Official Basketball Box Score -- Game Totals -- Final Statistics**  
**Purdue Fort Wayne vs Southeast Mo. St.**  
**12-07-22 7 p.m. at Show Me Center -- Cape Girardeau, Mo.**



**Purdue Fort Wayne 89 • 6-4,1-1 Horizon**

#	Player		Total			3-Ptr			Rebounds			PF	TP	A	TO	Blk	Stl	Min
			FG	FGA		FG	FGA		Off	Def	Tot							
00	Bobby Planutis	f	5	9		4	8		0	3	3	2	14	0	2	0	0	33
03	Ra Kpedi	f	0	2		0	0		1	7	8	1	0	2	0	1	1	24
01	Jarred Godfrey	g	4	13		2	7		1	7	8	0	19	5	3	0	0	33
02	Damian Chong Qui	g	2	7		0	3		1	1	2	4	6	3	4	0	2	28
15	Deonte Billups	g	2	6		1	4		0	2	2	2	5	1	0	0	0	19
05	Johnathan DeJurnett		4	4		0	0		1	2	3	1	8	3	0	0	1	10
10	JoJo Peterson		2	4		0	2		0	1	1	2	5	3	1	0	1	12
11	Quinton Morton-Rober		4	5		3	4		0	4	4	2	13	3	3	0	1	18
14	Redford Dunton		1	1		1	1		0	1	1	0	3	0	0	0	0	1
22	Anthony Roberts		4	6		2	3		0	0	0	2	13	1	1	1	2	17
32	Eric Mulder		0	0		0	0		0	0	0	2	3	0	0	0	0	5
Team									0	0	0							
Totals			28	57		13	32		4	28	32	18	89	21	14	2	8	200

FG % 1st Half: 13-26 50.0% 2nd half: 15-31 48.4% Game: 28-57 49.1%  
 3FG % 1st Half: 7-16 43.8% 2nd half: 6-16 37.5% Game: 13-32 40.6%  
 FT % 1st Half: 8-9 88.9% 2nd half: 12-18 66.7% Game: 20-27 74.1%

Deadball  
Rebounds  
2,5

**Southeast Mo. St. 68 • 5-5,0-0 OVC**

#	Player		Total			3-Ptr			Rebounds			PF	TP	A	TO	Blk	Stl	Min
			FG	FGA		FG	FGA		Off	Def	Tot							
24	CLARK, Kobe	f	2	7		1	3		2	9	11	3	7	3	3	1	2	36
14	JOHNSON, Nate	c	3	3		0	0		0	3	3	3	6	1	0	0	0	17
00	BARNES, Israel	g	10	22		3	10		2	2	4	3	23	1	0	1	1	36
01	RUSSELL, Phillip	g	7	19		2	9		0	5	5	4	25	6	6	1	2	38
33	BRANSON, Dylan	g	0	2		0	0		0	0	0	1	0	3	1	0	1	14
11	EURSHER, Evan		0	1		0	1		0	2	2	1	0	0	0	0	0	13
12	GOWINS, Tevin		0	1		0	0		0	2	2	3	0	1	4	0	2	21
15	MITCHELL, Josh		0	1		0	0		0	1	1	1	0	0	0	0	0	4
21	EARLEY, Josh		2	6		0	0		1	5	6	2	7	1	1	0	1	20
35	HANBACK, Mason		0	0		0	0		0	0	0	0	0	0	0	0	0	1
Team									0	0	0							
Totals			24	62		6	23		5	29	34	21	68	16	15	3	9	200

FG % 1st Half: 11-30 36.7% 2nd half: 13-32 40.6% Game: 24-62 38.7%  
 3FG % 1st Half: 3-10 30.0% 2nd half: 3-13 23.1% Game: 6-23 26.1%  
 FT % 1st Half: 4-4 100.0 2nd half: 10-12 83.3% Game: 14-16 87.5%

Deadball  
Rebounds  
2,1

Officials: Davis Maxwell,Kelly Davis,Kevin Mathis  
 Technical fouls: Purdue Fort Wayne-None. Southeast Mo. St.-None.

Attendance: 1155

2022-23 Men's Basketball. Round: 0. Purdue Fort Wayne vs Southeast Mo. St.. PI

Score by periods	1st	2nd	Total
Purdue Fort Wayne	41	48	89
Southeast Mo. St.	29	39	68

	In	Off	2nd	Fast	Bench
Points	Paint	T/O	Chance	Break	
Pur-FW	26	22	3	21	45
SEMO	24	13	6	21	7

Last FG - Pur-FW 2nd-00:20, SEMO 2nd-01:24.  
 Largest lead - Pur-FW by 23 2nd-12:21, SEMO by 9 1st-17:09.  
 Pur-FW led for 28:40. SEMO led for 09:30. Game was tied for 01:50.

Score tied - 1 time.  
 Lead changed - 3 times.



# 2022-23 SOUTHEAST MISSOURI BASKETBALL NOTES

## BOX SCORES

### Official Basketball Box Score -- Game Totals -- Final Statistics

Southeast Mo. St. vs Arkansas St.

12-14-22 7 p.m. at First Nat. Bank Arena -- Jonesboro, Ark.



### Southeast Mo. St. 61 • 5-6,0-0 OVC

##	Player		Total	3-Ptr	Rebounds			PF	TP	A	TO	Blk	Stl	Min
			FG-FGA	FG-FGA	FT-FTA	Off	Def							
04	LARSON, Adam	f	5-8	5-8	4-4	1	1	2	2	19	0	0	0	27
24	CLARK, Kobe	f	2-9	1-4	3-6	2	14	16	4	8	4	2	2	38
14	JOHNSON, Nate	c	0-2	0-0	2-4	0	4	4	5	2	1	1	0	17
01	RUSSELL, Phillip	g	3-8	1-4	6-6	0	2	2	4	13	2	4	0	26
03	SMART, Aquan	g	2-5	0-1	1-3	0	3	3	4	5	1	2	0	31
05	HARRIS, Chris		4-7	1-3	1-2	0	0	0	1	10	3	1	0	23
12	GOWINS, Tevin		0-0	0-0	0-0	1	0	1	1	0	0	0	0	3
21	EARLEY, Josh		1-3	0-0	0-0	0	1	1	2	2	0	3	0	16
33	BRANSON, Dylan		1-5	0-3	0-1	0	0	0	1	2	1	2	0	19
Team						2	1	3			1			
Totals			18-47	8-23	17-26	6	26	32	24	61	12	16	2	200

FG % 1st Half: 9-22 40.9% 2nd half: 9-25 36.0% Game: 18-47 38.3%  
 3FG % 1st Half: 4-9 44.4% 2nd half: 4-14 28.6% Game: 8-23 34.8%  
 FT % 1st Half: 4-8 50.0% 2nd half: 13-18 72.2% Game: 17-26 65.4%

Deadball  
Rebounds  
2

### Arkansas St. 68 • 6-5,0-0 Sun Belt

##	Player		Total	3-Ptr	Rebounds			PF	TP	A	TO	Blk	Stl	Min
			FG-FGA	FG-FGA	FT-FTA	Off	Def							
01	Markise Davis	f	3-6	0-3	2-2	0	2	2	5	8	1	1	0	22
22	Omar El-Sheikh	f	2-8	0-0	5-7	4	10	14	3	9	1	0	0	33
23	Julian Lual	f	2-6	0-0	1-2	2	0	2	1	5	1	2	0	19
00	Caleb Fields	g	4-12	0-2	6-9	0	6	6	3	14	6	3	0	35
02	Avery Felts	g	4-8	3-5	2-2	0	3	3	2	13	0	1	0	34
05	Detrick Reeves		0-1	0-0	0-0	0	1	1	0	0	1	0	0	6
11	Terrance Ford Jr.		2-8	0-2	2-2	0	4	4	4	6	1	1	0	31
35	Izaiyah Nelson		4-4	0-0	5-11	5	4	9	3	13	0	2	2	20
Team						0	0	0						
Totals			21-53	3-12	23-35	11	30	41	21	68	11	10	2	200

FG % 1st Half: 9-31 29.0% 2nd half: 12-22 54.5% Game: 21-53 39.6%  
 3FG % 1st Half: 0-8 0.0% 2nd half: 3-4 75.0% Game: 3-12 25.0%  
 FT % 1st Half: 6-8 75.0% 2nd half: 17-27 63.0% Game: 23-35 65.7%

Deadball  
Rebounds  
7

Officials: Randal Anders, Hunter Allen, K.B. Burdett Jr.

Technical fouls: Southeast Mo. St.-EARLEY, Josh. Arkansas St.-Izaiyah Nelson.

Attendance: 1541

2022-23 Men's Basketball. Round: 0. Arkansas St. vs Southeast Mo. St.. Played

Score by periods	1st	2nd	Total
Southeast Mo. St.	26	35	61
Arkansas St.	24	44	68

	In	Off	2nd	Fast	
Points	Paint	T/O	Chance	Break	Bench
SEMO	8	7	4	0	14
ASU	34	20	9	6	19

Last FG - SEMO 2nd-03:39, ASU 2nd-00:39.

Largest lead - SEMO by 11 2nd-16:41, ASU by 8 2nd-03:56.

SEMO led for 28:25. ASU led for 09:01. Game was tied for 02:34.

Score tied - 6 times.

Lead changed - 3 times.



**Official Basketball Box Score -- Game Totals -- Final Statistics**  
**Southeast Mo. St. vs Iowa**  
**12-17-22 7:30 pm at Carver-Hawkeye Arena -- Iowa City, Iowa**



**Southeast Mo. St. 75 • 5-7,0-0 OVC**

#	Player		Total	3-Ptr	Rebounds			PF	TP	A	TO	Blk	Stl	Min
			FG-FGA	FG-FGA	FT-FTA	Off	Def							
04	LARSON, Adam	f	1-6	1-5	2-2	0	4	4	1	5	0	1	0	25
24	CLARK, Kobe	f	5-8	1-3	0-0	1	2	3	3	11	4	1	0	29
14	JOHNSON, Nate	c	3-5	0-0	0-0	1	0	1	5	6	1	1	0	15
01	RUSSELL, Phillip	g	5-14	2-8	0-0	0	3	3	2	12	5	0	0	26
03	SMART, Aquan	g	2-8	1-2	3-3	1	2	3	1	8	0	4	1	26
05	HARRIS, Chris		8-13	2-4	1-1	0	1	1	2	19	3	1	0	22
11	EURSHER, Evan		0-2	0-2	0-0	0	1	1	1	0	0	0	0	4
12	GOWINS, Tevin		0-1	0-0	0-0	0	2	2	2	0	0	0	0	4
15	MITCHELL, Josh		0-0	0-0	0-0	0	0	0	2	0	0	0	0	2
21	EARLEY, Josh		5-7	0-0	0-0	3	2	5	3	10	0	0	0	20
33	BRANSON, Dylan		1-7	1-4	0-0	0	4	4	1	3	0	2	0	22
35	HANBACK, Mason		0-0	0-0	1-2	0	0	0	0	1	0	0	0	5
Team						1	2	3						
Totals			30-71	8-28	7-8	7	23	30	23	75	13	10	1	200

FG % 1st Half: 17-39 43.6% 2nd half: 13-32 40.6% Game: 30-71 42.3%  
 3FG % 1st Half: 5-15 33.3% 2nd half: 3-13 23.1% Game: 8-28 28.6%  
 FT % 1st Half: 2-2 100.0 2nd half: 5-6 83.3% Game: 7-8 87.5%

Deadball  
Rebounds  
0

**Iowa 106 • 8-3,0-1 Big Ten**

#	Player		Total	3-Ptr	Rebounds			PF	TP	A	TO	Blk	Stl	Min
			FG-FGA	FG-FGA	FT-FTA	Off	Def							
00	Filip Rebraca	f	12-13	0-0	6-9	3	6	9	2	30	6	3	1	26
22	Patrick McCaffery	f	7-14	3-5	3-3	2	6	8	1	20	1	0	0	26
01	Ahron Ulis	g	2-4	1-3	2-2	0	0	0	0	7	3	1	0	23
11	Tony Perkins	g	1-5	0-1	1-4	0	1	1	0	3	2	2	0	19
30	Connor McCaffery	g	2-4	0-2	5-5	1	4	5	2	9	3	1	0	25
04	Josh Dix		0-2	0-1	0-1	0	5	5	1	0	1	0	0	13
05	Dasonte Bowen		2-5	1-2	0-1	1	1	2	3	5	1	0	0	17
10	Dante Eldridge		0-1	0-1	0-2	0	0	0	0	0	0	0	0	4
14	Carter Kingsbury		0-1	0-0	0-0	0	0	0	0	0	0	0	0	6
20	Payton Sandfort		9-13	2-6	4-4	1	6	7	1	24	2	1	0	23
23	Josh Ogundele		2-2	0-0	0-0	0	1	1	2	4	0	0	1	7
25	Luc Laketa		1-1	1-1	0-0	1	1	2	1	3	0	0	0	4
44	Riley Mulvey		0-1	0-0	1-2	1	3	4	0	1	1	1	1	7
Team						2	1	3				1		
Totals			38-66	8-22	22-33	12	35	47	13	106	20	10	3	200

FG % 1st Half: 22-33 66.7% 2nd half: 16-33 48.5% Game: 38-66 57.6%  
 3FG % 1st Half: 4-11 36.4% 2nd half: 4-11 36.4% Game: 8-22 36.4%  
 FT % 1st Half: 10-16 62.5% 2nd half: 12-17 70.6% Game: 22-33 66.7%

Deadball  
Rebounds  
4

Officials: Michael Kitts, Bryan Anslinger, Chris Beaver

Technical fouls: Southeast Mo. St.-EARLEY, Josh; RUSSELL, Phillip.

Iowa-None.

Attendance: 11240

2022-23 Men's Basketball. Round: 0. Iowa vs Southeast Mo. St.. Played at Carve

Score by periods	1st	2nd	Total
Southeast Mo. St.	41	34	75
Iowa	58	48	106

	In	Off	2nd	Fast	
Points	Paint	T/O	Chance	Break	Bench
SEMO	30	12	9	2	33
Iowa	54	10	13	21	37

Last FG - SEMO 2nd-03:27, Iowa 2nd-01:40.  
 Largest lead - SEMO None, Iowa by 31 2nd-10:29.  
 SEMO led for 00:00. Iowa led for 39:20. Game was tied for 00:40.

Score tied - 1 time.  
 Lead changed - 0 times.





# 2022-23 SOUTHEAST MISSOURI BASKETBALL NOTES

## BOX SCORES

### Official Basketball Box Score -- Game Totals -- Final Statistics

Southern Ill. vs Southeast Mo. St.

12-21-22 6:30 p.m. at Show Me Center -- Cape Girardeau, Mo.



#### Southern Ill. 70 • 9-4,1-1 MVC

##	Player		Total	3-Ptr	Rebounds			PF	TP	A	TO	Blk	Stl	Min
			FG-FGA	FG-FGA	FT-FTA	Off	Def							
01	Marcus Domask	f	7-17	2-5	8-8	0	6	6	0	24	2	3	0	38
04	Clarence Rupert	f	2-4	0-0	3-4	4	1	5	2	7	2	2	0	23
05	Lance Jones	g	4-10	2-6	4-5	1	5	6	3	14	1	3	0	29
10	Xavier Johnson	g	1-3	1-2	0-0	1	0	1	3	3	1	0	0	13
24	Trent Brown	g	0-4	0-4	0-0	0	1	1	0	0	0	0	0	17
00	Foster Wonders		1-4	0-2	0-0	0	1	1	0	2	1	0	0	11
03	Dalton Banks		1-2	1-1	3-4	1	1	2	3	6	1	2	0	17
11	JD Muila		2-3	0-0	1-2	2	3	5	3	5	1	0	1	11
13	Jawaun Newton		2-2	0-0	5-8	0	5	5	3	9	1	0	1	25
21	Cade Hornecker		0-1	0-0	0-0	0	0	0	0	0	0	0	0	2
23	Troy D'Amico		0-4	0-3	0-0	0	1	1	1	0	0	0	0	14
Team						0	0	0			3			
Totals			20-54	6-23	24-31	9	24	33	18	70	10	13	2	200

FG % 1st Half: 11-31 35.5% 2nd half: 9-23 39.1% Game: 20-54 37.0%

3FG % 1st Half: 3-11 27.3% 2nd half: 3-12 25.0% Game: 6-23 26.1%

FT % 1st Half: 7-9 77.8% 2nd half: 17-22 77.3% Game: 24-31 77.4%

Deadball  
Rebounds  
9,5

#### Southeast Mo. St. 68 • 5-8,0-0 OVC

##	Player		Total	3-Ptr	Rebounds			PF	TP	A	TO	Blk	Stl	Min
			FG-FGA	FG-FGA	FT-FTA	Off	Def							
14	JOHNSON, Nate	c	1-2	0-0	0-0	1	1	2	3	2	1	1	1	19
01	RUSSELL, Phillip	g	5-16	3-8	4-5	1	3	4	2	17	4	4	0	39
03	SMART, Aquan	g	2-8	1-4	4-6	1	5	6	3	9	4	3	0	33
05	HARRIS, Chris	g	6-13	5-8	2-3	0	2	2	3	19	3	2	0	35
33	BRANSON, Dylan	g	2-3	2-3	0-1	0	2	2	5	6	0	0	0	13
11	EURSHER, Evan		0-2	0-2	0-0	0	0	0	1	0	0	0	1	9
21	EARLEY, Josh		5-7	0-0	1-2	0	3	3	1	11	0	0	0	20
24	CLARK, Kobe		2-6	0-3	0-1	1	6	7	4	4	3	1	1	32
Team						0	0	0			2			
Totals			23-57	11-28	11-18	4	22	26	22	68	15	13	3	200

FG % 1st Half: 10-28 35.7% 2nd half: 13-29 44.8% Game: 23-57 40.4%

3FG % 1st Half: 4-14 28.6% 2nd half: 7-14 50.0% Game: 11-28 39.3%

FT % 1st Half: 6-10 60.0% 2nd half: 5-8 62.5% Game: 11-18 61.1%

Deadball  
Rebounds  
8,1

Officials: Kelly Davis, Andrew Walton, Kevin Mathis

Technical fouls: Southern Ill.-Lance Jones. Southeast Mo. St.-RUSSELL,

Phillip; EARLEY, Josh.

Attendance: 1632

2022-23 Men's Basketball. Round: 0. Southeast Mo. St. vs Southern Ill.. Played

Score by periods	1st	2nd	Total
Southern Ill.	32	38	70
Southeast Mo. St.	30	38	68

	In	Off	2nd	Fast	
Points	Paint	T/O	Chance	Break	Bench
SIU	26	14	12	15	22
SEMO	20	10	2	10	15

Last FG - SIU 2nd-02:19, SEMO 2nd-00:18.

Largest lead - SIU by 11 2nd-07:32, SEMO by 11 1st-06:26.

SIU led for 23:35. SEMO led for 12:46. Game was tied for 03:39.

Score tied - 5 times.

Lead changed - 8 times.



## Official Basketball Box Score -- Game Totals -- Final Statistics

Southeast Mo. St. vs Southern Ind.

12-29-22 7:30 pm at Screaming Eagles Arena -- Evansville, IN



## Southeast Mo. St. 81 • 5-9,0-1 OVC

#	Player		Total	3-Ptr	Rebounds			PF	TP	A	TO	Blk	Stl	Min
			FG-FGA	FG-FGA	FT-FTA	Off	Def	Tot						
24	CLARK, Kobe	f	4-12	1-4	2-4	4	3	7	5	11	0	4	3	29
14	JOHNSON, Nate	c	3-4	0-0	2-2	1	1	2	3	8	1	3	2	17
01	RUSSELL, Phillip	g	1-4	1-2	3-4	0	3	3	5	6	2	2	0	23
03	SMART, Aquan	g	3-5	1-2	1-4	0	2	2	4	8	2	1	1	19
05	HARRIS, Chris	g	5-9	3-6	3-5	0	9	9	2	16	3	1	0	33
00	BARNES, Israel		2-8	1-6	3-6	1	2	3	5	8	1	1	1	26
04	LARSON, Adam		3-6	2-5	0-0	0	1	1	0	8	1	1	0	12
11	EURSHER, Evan		0-1	0-1	0-0	0	0	0	1	0	0	0	0	2
12	GOWINS, Tevin		0-0	0-0	0-0	0	0	0	1	0	0	0	0	2
15	MITCHELL, Josh		0-0	0-0	0-0	0	0	0	0	0	0	0	0	1
21	EARLEY, Josh		2-5	0-0	0-2	1	1	2	0	4	0	1	0	16
33	BRANSON, Dylan		5-8	0-2	2-3	2	3	5	4	12	1	1	0	20
Team						2	1	3						
Totals			28-62	9-28	16-30	11	26	37	30	81	11	15	7	200

FG % 1st Half: 7-24 29.2% 2nd half: 21-38 55.3% Game: 28-62 45.2%  
 3FG % 1st Half: 3-14 21.4% 2nd half: 6-14 42.9% Game: 9-28 32.1%  
 FT % 1st Half: 9-15 60.0% 2nd half: 7-15 46.7% Game: 16-30 53.3%

Deadball  
Rebounds  
5

## Southern Ind. 86 • 8-6,1-0 OVC

#	Player		Total	3-Ptr	Rebounds			PF	TP	A	TO	Blk	Stl	Min
			FG-FGA	FG-FGA	FT-FTA	Off	Def	Tot						
32	Jacob Polakovich	f	11-18	0-0	5-9	11	15	26	4	27	5	1	0	39
33	Trevor Lakes	f	3-6	2-5	3-4	0	4	4	4	11	0	1	1	21
00	Jelani Simmons	g	1-10	0-4	6-8	2	0	2	4	8	0	3	0	32
01	Isaiah Swope	g	4-12	1-6	9-11	0	3	3	1	18	9	5	0	36
03	Tyler Henry	g	1-6	0-5	1-3	0	5	5	4	3	1	2	0	22
02	Gary Solomon		2-4	1-1	2-2	1	0	1	2	7	2	1	0	13
11	Jack Mielke		2-4	2-4	0-0	1	1	2	1	6	0	0	0	14
13	Jeremiah Hernandez		1-2	1-1	3-5	0	0	0	1	6	0	0	0	23
Team						3	4	7			1			
Totals			25-62	7-26	29-42	18	32	50	21	86	17	14	1	200

FG % 1st Half: 13-33 39.4% 2nd half: 12-29 41.4% Game: 25-62 40.3%  
 3FG % 1st Half: 6-17 35.3% 2nd half: 1-9 11.1% Game: 7-26 26.9%  
 FT % 1st Half: 11-14 78.6% 2nd half: 18-28 64.3% Game: 29-42 69.0%

Deadball  
Rebounds  
6

Officials: Grant Tyler, James Gibson, Blake Harris

Technical fouls: Southeast Mo. St.-None. Southern Ind.-None.

Attendance: 3110

2022-23 Men's Basketball. Round: 0. Southeast Mo. St. vs Southern Ind.. Played

Score by periods	1st	2nd	Total
Southeast Mo. St.	26	55	81
Southern Ind.	43	43	86

	In	Off	2nd	Fast	
Points	Paint	T/O	Chance	Break	Bench
SEMO	34	16	11	13	32
USI	32	10	10	14	19

Last FG - SEMO 2nd-00:01, USI 2nd-00:39.

Largest lead - SEMO by 3 1st-19:33, USI by 23 2nd-17:43.

SEMO led for 02:16. USI led for 34:53. Game was tied for 02:51.

Score tied - 1 time.

Lead changed - 1 time.



# 2022-23 SOUTHEAST MISSOURI BASKETBALL NOTES

## BOX SCORES

### Official Basketball Box Score -- Game Totals -- Final Statistics

SIUE vs Southeast Mo. St.

12-31-22 2 p.m. at Show Me Center -- Cape Girardeau, Mo.



#### SIUE 73 • 10-5,1-1 OVC

##	Player		Total	3-Ptr	Rebounds			PF	TP	A	TO	Blk	Stl	Min
			FG-FGA	FG-FGA	FT-FTA	Off	Def							
01	DeeJuan Pruitt	f	3-6	1-4	0-2	0	6	6	4	7	0	1	0	25
12	Jonathan Kurtas	c	1-2	0-0	0-0	0	1	1	3	2	1	2	1	9
00	Damarco Minor	g	0-3	0-1	10-10	2	5	7	5	10	3	3	0	27
03	Ray'Sean Taylor	g	7-15	5-11	4-6	0	5	5	3	23	3	3	0	38
04	Shamar Wright	g	4-9	1-3	1-1	4	1	5	3	10	2	1	0	31
02	Desmond Polk		1-1	1-1	0-0	0	0	0	0	3	0	0	0	10
05	Dorion Staples		0-0	0-0	0-0	0	0	0	0	0	0	0	0	2
10	Jalen Hodge		1-4	0-3	2-4	1	2	3	2	4	1	3	0	15
21	Terrance Thompson		0-3	0-0	2-2	2	2	4	1	2	1	0	0	15
55	Lamar Wright		3-6	1-1	5-9	1	2	3	1	12	1	2	0	28
Team						0	0	0			1			
Totals			20-49	9-24	24-34	10	24	34	22	73	12	16	1	200

FG % 1st Half: 8-23 34.8% 2nd half: 12-26 46.2% Game: 20-49 40.8%  
 3FG % 1st Half: 5-13 38.5% 2nd half: 4-11 36.4% Game: 9-24 37.5%  
 FT % 1st Half: 11-11 100.0 2nd half: 13-23 56.5% Game: 24-34 70.6%

Deadball  
Rebounds  
7,1

#### Southeast Mo. St. 82 • 6-9,1-1 OVC

##	Player		Total	3-Ptr	Rebounds			PF	TP	A	TO	Blk	Stl	Min
			FG-FGA	FG-FGA	FT-FTA	Off	Def							
14	JOHNSON, Nate	c	3-4	0-0	3-6	1	0	1	4	9	1	0	0	16
01	RUSSELL, Phillip	g	6-15	1-6	6-6	0	0	0	4	19	7	1	0	34
03	SMART, Aquan	g	1-4	0-2	1-2	0	2	2	4	3	2	1	0	19
05	HARRIS, Chris	g	3-6	2-5	6-8	0	4	4	3	14	1	0	0	25
33	BRANSON, Dylan	g	5-6	2-3	2-2	1	5	6	1	14	3	2	0	28
00	BARNES, Israel		0-4	0-2	1-2	0	1	1	1	1	0	0	0	15
04	LARSON, Adam		3-4	2-3	0-0	0	0	0	1	8	0	0	0	12
21	EARLEY, Josh		5-9	0-0	2-2	2	3	5	3	12	0	2	0	23
24	CLARK, Kobe		1-4	0-0	0-0	3	7	10	2	2	2	2	1	28
Team						0	0	0						
Totals			27-56	7-21	21-28	7	22	29	23	82	16	8	1	200

FG % 1st Half: 14-29 48.3% 2nd half: 13-27 48.1% Game: 27-56 48.2%  
 3FG % 1st Half: 4-11 36.4% 2nd half: 3-10 30.0% Game: 7-21 33.3%  
 FT % 1st Half: 5-8 62.5% 2nd half: 16-20 80.0% Game: 21-28 75.0%

Deadball  
Rebounds  
4

Officials: Jabir Walker,Dillon Brasher,Coy Gammon

Technical fouls: SIUE-DeeJuan Pruitt. Southeast Mo. St.-RUSSELL, Phillip.

Attendance: 1159

2022-23 Men's Basketball. Round: 0. SIUE vs Southeast Mo. St.. Played at Show

Score by periods	1st	2nd	Total
SIUE	32	41	73
Southeast Mo. St.	37	45	82

	In	Off	2nd	Fast	Bench
Points	Paint	T/O	Chance	Break	
SIUE	18	11	14	15	21
SEMO	34	15	8	16	23

Last FG - SIUE 2nd-00:43, SEMO 2nd-00:15.  
 Largest lead - SIUE None, SEMO by 10 2nd-17:49.  
 SIUE led for 00:00. SEMO led for 38:45. Game was tied for 01:15.

Score tied - 2 times.  
 Lead changed - 0 times.



## Official Basketball Box Score -- Game Totals -- Final Statistics

Southeast Mo. St. vs UT Martin

01-05-23 8 p.m. at Elam Center -- Martin, Tenn.



## Southeast Mo. St. 82 • 6-10,1-2 OVC

##	Player		Total	3-Ptr	Rebounds			PF	TP	A	TO	Blk	Stl	Min
			FG-FGA	FG-FGA	FT-FTA	Off	Def	Tot						
14	JOHNSON, Nate	c	3-4	0-0	1-2	1	4	5	1	7	0	0	0	21
01	RUSSELL, Phillip	g	9-20	6-13	4-6	0	3	3	5	28	4	3	0	28
03	SMART, Aquan	g	0-2	0-1	2-2	1	1	2	3	2	2	2	0	22
05	HARRIS, Chris	g	4-14	3-9	1-1	0	3	3	0	12	4	0	0	29
33	BRANSON, Dylan	g	1-3	1-2	0-0	0	3	3	5	3	4	0	1	22
00	BARNES, Israel		6-16	2-8	0-0	1	2	3	3	14	2	1	0	29
04	LARSON, Adam		0-2	0-2	0-2	0	0	0	1	0	0	0	0	10
11	EURSHER, Evan		1-3	1-3	0-0	0	0	0	1	3	0	0	0	8
15	MITCHELL, Josh		2-2	0-0	1-2	1	0	1	1	5	0	0	0	9
21	EARLEY, Josh		2-5	0-0	0-0	1	1	2	1	4	0	0	0	5
24	CLARK, Kobe		2-5	0-1	0-0	4	6	10	4	4	0	1	0	17
Team						4	0	4						
Totals			30-76	13-39	9-15	13	23	36	25	82	16	7	1	200

FG % 1st Half: 15-35 42.9% 2nd half: 15-41 36.6% Game: 30-76 39.5%

3FG % 1st Half: 6-18 33.3% 2nd half: 7-21 33.3% Game: 13-39 33.3%

FT % 1st Half: 0-0 0.0% 2nd half: 9-15 60.0% Game: 9-15 60.0%

Deadball  
Rebounds  
4

## UT Martin 87 • 10-6,2-1 OVC

##	Player		Total	3-Ptr	Rebounds			PF	TP	A	TO	Blk	Stl	Min
			FG-FGA	FG-FGA	FT-FTA	Off	Def	Tot						
00	KK Curry	f	6-8	0-0	3-5	2	11	13	1	15	1	2	1	33
05	Chris Nix	f	4-6	0-0	1-1	4	4	8	4	9	2	1	0	29
02	KJ Simon	g	2-9	0-2	7-8	1	3	4	0	11	1	2	0	29
03	Jordan Sears	g	3-7	1-2	3-4	0	2	2	2	10	0	1	1	22
45	Parker Stewart	g	8-13	2-5	7-10	0	5	5	2	25	4	4	0	33
01	Koby Jeffries		1-1	0-0	9-10	0	3	3	3	11	2	1	0	18
04	Josh Endicott		0-1	0-0	0-0	0	0	0	0	0	0	0	0	3
10	Desmond Williams		2-6	2-6	0-0	0	2	2	0	6	3	0	0	19
23	Jalen Myers		0-1	0-0	0-0	0	2	2	1	0	0	0	0	7
55	David Kamwanga		0-0	0-0	0-0	0	1	1	1	0	0	1	0	7
Team						0	2	2			1			
Totals			26-52	5-15	30-38	7	35	42	14	87	13	13	2	200

FG % 1st Half: 15-30 50.0% 2nd half: 11-22 50.0% Game: 26-52 50.0%

3FG % 1st Half: 3-8 37.5% 2nd half: 2-7 28.6% Game: 5-15 33.3%

FT % 1st Half: 11-13 84.6% 2nd half: 19-25 76.0% Game: 30-38 78.9%

Deadball  
Rebounds  
4

Officials: David Carter,Chris Hudson,John St. Clair

Technical fouls: Southeast Mo. St.-RUSSELL, Phillip; TEAM. UT Martin-Koby

Jeffries; Parker Stewart.

Attendance: 1180

2022-23 Men's Basketball. Round: 0. Southeast Mo. St. vs UT Martin. Played at

Score by periods	1st	2nd	Total
Southeast Mo. St.	36	46	82
UT Martin	44	43	87

	In	Off	2nd	Fast	
Points	Paint	T/O	Chance	Break	Bench
SEMO	28	9	11	7	30
UTM	32	8	13	19	17

Last FG - SEMO 2nd-00:45, UTM 2nd-02:06.

Largest lead - SEMO None, UTM by 19 2nd-08:51.

SEMO led for 00:00. UTM led for 38:24. Game was tied for 01:36.

Score tied - 2 times.

Lead changed - 0 times.





# 2022-23 SOUTHEAST MISSOURI BASKETBALL NOTES

## BOX SCORES

**Official Basketball Box Score -- Game Totals -- Final Statistics**  
**Southeast Mo. St. vs Little Rock**  
**01-07-23 3:30 pm at Jack Stephens Center -- Little Rock, Ark**



**Southeast Mo. St. 74 • 7-10,2-2 OVC**

			Total	3-Ptr	Rebounds										
##	Player		FG-FGA	FG-FGA	FT-FTA	Off	Def	Tot	PF	TP	A	TO	Blk	Stl	Min
24	CLARK, Kobe	f	2-5	1-4	0-2	1	5	6	4	5	3	4	2	0	28
14	JOHNSON, Nate	c	4-6	0-0	0-0	3	4	7	3	8	0	3	1	0	28
01	RUSSELL, Phillip	g	5-14	1-7	5-6	0	1	1	1	16	5	2	0	4	36
05	HARRIS, Chris	g	7-13	2-4	0-0	3	4	7	0	16	2	2	2	2	33
33	BRANSON, Dylan	g	7-12	2-5	3-5	1	3	4	2	19	2	0	0	0	28
00	BARNES, Israel		2-9	0-3	0-0	3	2	5	1	4	3	1	0	0	29
04	LARSON, Adam		0-3	0-3	0-0	0	0	0	0	0	0	0	0	0	6
21	EARLEY, Josh		2-4	0-0	2-4	2	2	4	3	6	0	1	0	0	12
Team						1	4	5							
Totals			29-66	6-26	10-17	14	25	39	14	74	15	13	5	6	200

FG % 1st Half: 15-37 40.5% 2nd half: 14-29 48.3% Game: 29-66 43.9%  
 3FG % 1st Half: 2-15 13.3% 2nd half: 4-11 36.4% Game: 6-26 23.1%  
 FT % 1st Half: 4-6 66.7% 2nd half: 6-11 54.5% Game: 10-17 58.8%

Deadball  
Rebounds  
3

**Little Rock 68 • 5-12,1-3 OVC**

##	Player		Total	3-Ptr	Rebounds			PF	TP	A	TO	Blk	Stl	Min	
			FG-FGA	FG-FGA	FT-FTA	Off	Def								Tot
01	DeAntoni Gordon	f	4-12	0-0	1-2	1	4	5	3	9	2	4	2	2	38
21	Ante Beljan	f	0-2	0-0	0-0	0	0	0	0	0	0	2	0	0	5
02	D.J. Smith	g	6-13	2-4	0-0	2	0	2	4	14	5	3	0	0	36
12	Jordan Jefferson	g	0-3	0-0	0-0	0	1	1	2	0	0	0	0	1	7
15	Myron Gardner	g	4-7	2-3	2-2	1	11	12	2	12	2	3	0	0	28
03	Isaiah Palermo		3-5	0-0	7-8	0	1	1	1	13	2	1	2	4	26
05	CJ White		4-7	2-5	0-0	0	7	7	2	10	5	2	0	0	33
10	Chris Walker		2-2	2-2	0-0	0	0	0	5	6	0	1	0	0	13
11	Ethan Speaker		0-2	0-0	0-0	1	2	3	0	0	0	0	0	0	9
22	Nigel John		2-4	0-0	0-0	2	0	2	0	4	0	1	0	0	5
Team						1	1	2							
Totals			25-57	8-14	10-12	8	27	35	19	68	16	17	4	7	200

FG % 1st Half: 14-30 46.7% 2nd half: 11-27 40.7% Game: 25-57 43.9%  
 3FG % 1st Half: 3-4 75.0% 2nd half: 5-10 50.0% Game: 8-14 57.1%  
 FT % 1st Half: 2-4 50.0% 2nd half: 8-8 100.0% Game: 10-12 83.3%

Deadball  
Rebounds  
1

Officials: Wesley Harper, John Dillon, Jon Campbell  
 Technical fouls: Southeast Mo. St.-None. Little Rock-None.

Attendance: 2135

2022-23 Men's Basketball. Round: 0. Little Rock vs Southeast Mo. St.. Played a

Score by periods	1st	2nd	Total
Southeast Mo. St.	36	38	74
Little Rock	33	35	68

	In	Off	2nd	Fast	
Points	Paint	T/O	Chance	Break	Bench
SEMO	42	9	10	11	10
LR	22	18	9	17	33

Last FG - SEMO 2nd-00:59, LR 2nd-02:22.  
 Largest lead - SEMO by 11 1st-03:52, LR by 2 1st-11:27.  
 SEMO led for 37:34. LR led for 00:11. Game was tied for 02:15.

Score tied - 3 times.  
 Lead changed - 2 times.



## Official Basketball Box Score -- Game Totals -- Final Statistics

Lindenwood vs Southeast Mo. St.

01-12-23 7 p.m. at Show Me Center -- Cape Girardeau, Mo.



## Lindenwood 71 • 7-11,2-3 OVC

##	Player		Total	3-Ptr	Rebounds			PF	TP	A	TO	Blk	Stl	Min
			FG-FGA	FG-FGA	FT-FTA	Off	Def	Tot						
00	David Ware	f	2-6	0-1	0-0	0	3	3	1	4	0	0	0	24
05	Cam Burrell	f	8-13	1-1	0-1	0	3	3	3	17	3	6	0	34
02	Brandon Trimble	g	2-6	0-4	2-2	0	1	1	0	6	1	0	0	34
04	Jacob Tracey	g	1-5	0-1	2-2	0	3	3	2	4	5	1	0	23
30	Chris Childs	g	6-11	6-8	4-4	0	2	2	3	22	2	2	0	33
03	Tommie Williams		0-4	0-1	0-2	0	0	0	2	0	2	1	0	17
20	Brayden Wampler-Fous		0-0	0-0	0-0	0	0	0	0	0	0	0	0	2
24	Keenon Cole		7-12	1-2	3-4	1	0	1	3	18	0	3	0	27
42	Remy Lemovou		0-0	0-0	0-0	0	0	0	1	0	0	0	0	6
Team						0	0	0			1			
Totals			26-57	8-18	11-15	1	12	13	15	71	13	14	0	200

FG % 1st Half: 13-29 44.8% 2nd half: 13-28 46.4% Game: 26-57 45.6%  
 3FG % 1st Half: 2-10 20.0% 2nd half: 6-8 75.0% Game: 8-18 44.4%  
 FT % 1st Half: 0-1 0.0% 2nd half: 11-14 78.6% Game: 11-15 73.3%

Deadball  
Rebounds  
5,6

## Southeast Mo. St. 94 • 8-10,3-2 OVC

##	Player		Total	3-Ptr	Rebounds			PF	TP	A	TO	Blk	Stl	Min
			FG-FGA	FG-FGA	FT-FTA	Off	Def	Tot						
24	CLARK, Kobe	f	0-1	0-0	0-0	0	7	7	3	0	4	2	0	19
14	JOHNSON, Nate	c	4-6	0-0	0-2	1	2	3	3	8	2	0	1	21
01	RUSSELL, Phillip	g	5-9	3-5	3-4	1	0	1	3	16	4	3	0	26
05	HARRIS, Chris	g	3-8	1-4	6-9	0	3	3	1	13	3	1	0	24
33	BRANSON, Dylan	g	3-4	1-2	2-2	1	5	6	3	9	4	0	0	28
00	BARNES, Israel		9-12	2-5	0-2	0	1	1	0	20	1	0	0	29
03	SMART, Aquan		3-5	0-1	0-0	1	2	3	1	6	3	4	0	21
04	LARSON, Adam		4-5	3-4	0-0	0	1	1	0	11	0	1	1	11
11	EURSHER, Evan		1-1	1-1	0-0	0	0	0	0	3	1	0	0	2
12	GOWINS, Tevin		1-1	1-1	1-2	0	0	0	0	4	1	0	0	2
15	MITCHELL, Josh		1-2	0-0	0-0	1	2	3	4	2	0	2	0	13
21	EARLEY, Josh		1-1	0-0	0-0	0	1	1	0	2	0	0	0	2
35	HANBACK, Mason		0-0	0-0	0-0	0	1	1	2	0	0	0	0	2
Team						0	0	0						
Totals			35-55	12-23	12-21	5	25	30	20	94	23	13	2	200

FG % 1st Half: 17-27 63.0% 2nd half: 18-28 64.3% Game: 35-55 63.6%  
 3FG % 1st Half: 7-13 53.8% 2nd half: 5-10 50.0% Game: 12-23 52.2%  
 FT % 1st Half: 4-9 44.4% 2nd half: 8-12 66.7% Game: 12-21 57.1%

Deadball  
Rebounds  
6,4

Officials: Andrew Walton, Kevin Driver, Steve Divine

Technical fouls: Lindenwood-None. Southeast Mo. St.-RUSSELL, Phillip.

Attendance: 875

2022-23 Men's Basketball. Round: 0. Lindenwood vs Southeast Mo. St.. Played at

Score by periods	1st	2nd	Total
Lindenwood	28	43	71
Southeast Mo. St.	45	49	94

	In	Off	2nd	Fast	Bench
Points	Paint	T/O	Chance	Break	
Linden	32	8	2	7	18
SEMO	42	17	6	15	48

Last FG - Linden 2nd-01:31, SEMO 2nd-00:48.

Largest lead - Linden by 2 1st-19:36, SEMO by 25 2nd-08:41.

Linden led for 02:13. SEMO led for 36:23. Game was tied for 01:24.

Score tied - 2 times.

Lead changed - 3 times.



# 2022-23 SOUTHEAST MISSOURI BASKETBALL NOTES

## BOX SCORES

### Official Basketball Box Score -- Game Totals -- Final Statistics

Southeast Mo. St. vs Morehead St.

01-14-23 3 p.m. at Johnson Arena -- Morehead, Ky.



#### Southeast Mo. St. 91 • 9-10,4-2 OVC

##	Player		Total	3-Ptr	Rebounds			PF	TP	A	TO	Blk	Stl	Min
			FG-FGA	FG-FGA	FT-FTA	Off	Def							
14	JOHNSON, Nate	c	5-5	0-0	0-0	0	3	3	4	10	1	0	1	21
01	RUSSELL, Phillip	g	11-20	5-9	10-11	1	0	1	4	37	6	2	0	38
03	SMART, Aquan	g	1-4	1-3	0-0	0	5	5	3	3	2	2	0	27
05	HARRIS, Chris	g	6-9	2-4	9-9	0	4	4	2	23	1	2	0	35
33	BRANSON, Dylan	g	2-3	0-0	2-2	1	2	3	3	6	1	4	0	23
00	BARNES, Israel		3-5	0-1	0-1	1	4	5	1	6	1	1	0	30
04	LARSON, Adam		0-3	0-3	0-0	0	0	0	1	0	0	0	0	10
15	MITCHELL, Josh		1-1	0-0	0-0	0	0	0	3	2	0	1	0	3
35	HANBACK, Mason		2-3	0-0	0-0	0	0	0	3	4	0	1	3	13
	Team					1	2	3						
	Totals		31-53	8-20	21-23	4	20	24	24	91	12	13	4	200

FG % 1st Half: 17-27 63.0% 2nd half: 14-26 53.8% Game: 31-53 58.5%

3FG % 1st Half: 4-9 44.4% 2nd half: 4-11 36.4% Game: 8-20 40.0%

FT % 1st Half: 9-9 100.0 2nd half: 12-14 85.7% Game: 21-23 91.3%

Deadball  
Rebounds  
1

#### Morehead St. 86 • 10-9,3-3 OVC

##	Player		Total	3-Ptr	Rebounds			PF	TP	A	TO	Blk	Stl	Min
			FG-FGA	FG-FGA	FT-FTA	Off	Def							
45	Alex Gross	f	3-12	0-0	3-6	6	5	11	4	9	3	2	1	21
00	Mark Freeman	g	9-15	3-6	5-6	1	3	4	3	26	4	5	0	34
03	Drew Thelwell	g	6-13	3-6	1-3	0	2	2	4	16	6	2	0	39
15	Kalil Thomas	g	2-4	1-2	0-0	3	3	6	3	5	1	1	0	26
24	Jake Wolfe	g	4-7	1-2	2-3	1	2	3	3	11	1	0	0	33
05	Branden Maughmer		4-5	2-2	4-6	1	3	4	5	14	2	1	0	20
11	Trent Scott		0-0	0-0	0-0	0	0	0	0	0	0	0	0	3
14	Chris Cole		0-0	0-0	0-0	0	0	0	0	0	0	0	0	5
22	LJ Bryan		1-3	0-0	3-4	0	0	0	0	5	3	0	0	19
	Team					1	0	1						
	Totals		29-59	10-18	18-28	13	18	31	22	86	20	11	1	200

FG % 1st Half: 17-29 58.6% 2nd half: 12-30 40.0% Game: 29-59 49.2%

3FG % 1st Half: 5-7 71.4% 2nd half: 5-11 45.5% Game: 10-18 55.6%

FT % 1st Half: 10-15 66.7% 2nd half: 8-13 61.5% Game: 18-28 64.3%

Deadball  
Rebounds  
7,1

Officials: Jon Garrett, Josh Pitto, Bryan Washer

Technical fouls: Southeast Mo. St.-None. Morehead St.-None.

Attendance: 1740

2022-23 Men's Basketball. Round: 0. Morehead St. vs Southeast Mo. St.. Played

Score by periods	1st	2nd	Total
Southeast Mo. St.	47	44	91
Morehead St.	49	37	86

	In	Off	2nd	Fast	
Points	Paint	T/O	Chance	Break	Bench
SEMO	42	9	5	5	12
More	36	18	13	16	19

Last FG - SEMO 2nd-00:50, More 2nd-03:34.

Largest lead - SEMO by 5 2nd-00:13, More by 11 2nd-09:53.

SEMO led for 04:27. More led for 31:58. Game was tied for 03:21.

Score tied - 6 times.

Lead changed - 12 times.



## Official Basketball Box Score -- Game Totals -- Final Statistics

UT Martin vs Southeast Mo. St.

01-19-23 7 p.m. at Show Me Center -- Cape Girardeau, Mo.



## UT Martin 80 • 12-8,4-3 OVC

#	Player		Total	3-Ptr	Rebounds			PF	TP	A	TO	Blk	Stl	Min
			FG-FGA	FG-FGA	FT-FTA	Off	Def	Tot						
05	Chris Nix	f	1-3	0-0	2-3	0	7	7	2	4	1	2	0	22
23	Jalen Myers	f	1-2	0-0	2-2	0	8	8	2	4	0	2	0	22
02	KJ Simon	g	7-12	0-1	0-2	1	2	3	4	14	1	6	0	27
03	Jordan Sears	g	8-10	2-3	2-2	1	3	4	1	20	4	4	0	31
45	Parker Stewart	g	5-12	4-9	2-2	1	4	5	4	16	1	2	0	29
01	Koby Jeffries		0-1	0-1	2-2	0	1	1	1	2	1	1	0	9
04	Josh Endicott		2-4	1-2	0-0	0	3	3	2	5	1	2	0	16
10	Desmond Williams		4-6	3-5	0-0	0	1	1	1	11	0	1	0	28
55	David Kamwanga		1-2	0-0	2-3	2	4	6	3	4	0	0	0	16
Team						0	0	0				1		
Totals			29-52	10-21	12-16	5	33	38	20	80	9	21	0	200

FG % 1st Half: 14-29 48.3% 2nd half: 15-23 65.2% Game: 29-52 55.8%  
 3FG % 1st Half: 4-12 33.3% 2nd half: 6-9 66.7% Game: 10-21 47.6%  
 FT % 1st Half: 6-8 75.0% 2nd half: 6-8 75.0% Game: 12-16 75.0%

Deadball  
Rebounds  
2,5

## Southeast Mo. St. 60 • 9-11,4-3 OVC

#	Player		Total	3-Ptr	Rebounds			PF	TP	A	TO	Blk	Stl	Min
			FG-FGA	FG-FGA	FT-FTA	Off	Def	Tot						
14	JOHNSON, Nate	c	3-4	0-0	3-4	4	0	4	3	9	0	2	2	22
00	BARNES, Israel	g	1-7	0-3	0-2	2	0	2	2	2	2	0	0	32
03	SMART, Aquan	g	3-7	0-2	2-2	0	0	0	5	8	1	3	0	15
05	HARRIS, Chris	g	4-17	1-5	7-9	1	1	2	1	16	2	2	0	31
33	BRANSON, Dylan	g	4-10	1-3	1-2	0	6	6	4	10	0	4	0	31
04	LARSON, Adam		0-1	0-1	0-0	0	1	1	1	0	0	1	0	14
11	EURSHER, Evan		2-6	1-4	2-2	0	2	2	1	7	1	1	0	10
12	GOWINS, Tevin		0-1	0-0	0-0	0	0	0	0	0	0	1	0	3
21	EARLEY, Josh		1-3	0-0	0-0	0	2	2	1	2	0	0	0	13
24	CLARK, Kobe		2-7	0-4	2-4	1	4	5	2	6	1	1	0	29
Team						0	0	0						
Totals			20-63	3-22	17-25	8	16	24	20	60	7	15	2	200

FG % 1st Half: 7-31 22.6% 2nd half: 13-32 40.6% Game: 20-63 31.7%  
 3FG % 1st Half: 1-12 8.3% 2nd half: 2-10 20.0% Game: 3-22 13.6%  
 FT % 1st Half: 9-15 60.0% 2nd half: 8-10 80.0% Game: 17-25 68.0%

Deadball  
Rebounds  
5,4

Officials: JP Primm,Shane Staggs,Kevin Mathis

Technical fouls: UT Martin-KJ Simon; David Kamwanga. Southeast Mo.

St.-JOHNSON, Nate.

Attendance: 1115

2022-23 Men's Basketball. Round: 0. Southeast Mo. St. vs UT Martin. Played at

Score by periods	1st	2nd	Total
UT Martin	38	42	80
Southeast Mo. St.	24	36	60

	In	Off	2nd	Fast	
Points	Paint	T/O	Chance	Break	Bench
UTM	26	17	8	12	22
SEMO	32	15	1	14	15

Last FG - UTM 2nd-00:29, SEMO 2nd-01:12.

Largest lead - UTM by 20 2nd-00:29, SEMO by 3 1st-19:45.

UTM led for 38:32. SEMO led for 00:49. Game was tied for 00:39.

Score tied - 1 time.

Lead changed - 1 time.





# 2022-23 SOUTHEAST MISSOURI BASKETBALL NOTES

## BOX SCORES

### Official Basketball Box Score -- Game Totals -- Final Statistics

Tennessee Tech vs Southeast Mo. St.

01-21-23 4 p.m. at Show Me Center -- Cape Girardeau, Mo.



### Tennessee Tech 77 • 9-12,5-3 OVC

#	Player		Total	3-Ptr	Rebounds			PF	TP	A	TO	Blk	Stl	Min	
			FG-FGA	FG-FGA	FT-FTA	Off	Def								Tot
02	Jaylen Sebree	f	2-13	1-6	0-0	2	12	14	1	5	0	3	0	1	35
04	Nolan Causwell	c	0-1	0-0	2-2	1	0	1	2	2	1	0	0	0	12
00	Ty Perry	g	4-11	2-8	0-0	0	3	3	3	10	6	1	1	1	48
11	Grant Strong	g	0-1	0-0	0-0	0	0	0	0	0	0	1	0	0	4
13	Jayvis Harvey	g	7-13	3-7	5-8	0	5	5	1	22	3	3	1	3	48
05	Brett Thompson		6-10	4-5	2-4	0	3	3	2	18	1	3	0	0	33
10	Grant Slatten		0-3	0-0	0-0	0	1	1	1	0	0	0	0	0	17
12	Erik Oliver		6-10	0-4	1-1	0	4	4	0	13	0	1	0	1	30
33	Bogdan Zimonjic		2-3	1-1	0-1	0	2	2	3	5	3	0	0	0	15
35	Jerome Beya		1-1	0-0	0-0	0	0	0	5	2	0	1	0	0	8
Team						0	0	0			1				
Totals			28-66	11-31	10-16	3	30	33	18	77	14	14	2	6	250

FG % 1st Half: 10-24 41.7% 2nd half: 15-27 55.6% OT: 3-15 20.0% Game: 28-66 42.4% Deadball  
 3FG % 1st Half: 2-9 22.2% 2nd half: 7-12 58.3% OT: 2-10 20.0% Game: 11-31 35.5% Rebounds  
 FT % 1st Half: 3-4 75.0% 2nd half: 4-8 50.0% OT: 3-4 75.0% Game: 10-16 62.5% 2,1

### Southeast Mo. St. 84 • 10-11,5-3 OVC

#	Player		Total	3-Ptr	Rebounds			PF	TP	A	TO	Blk	Stl	Min	
			FG-FGA	FG-FGA	FT-FTA	Off	Def								Tot
14	JOHNSON, Nate	c	4-4	0-0	0-2	2	0	2	4	8	1	1	1	0	23
01	RUSSELL, Phillip	g	4-16	2-9	3-7	2	4	6	3	13	8	3	0	2	45
03	SMART, Aquan	g	4-9	1-5	1-2	0	6	6	2	10	1	1	2	0	42
05	HARRIS, Chris	g	8-17	4-10	3-4	0	11	11	0	23	0	0	0	1	46
33	BRANSON, Dylan	g	2-7	0-1	2-2	6	6	12	5	6	4	3	1	3	34
00	BARNES, Israel		5-12	0-5	0-0	2	5	7	2	10	4	1	1	0	33
04	LARSON, Adam		2-4	1-2	0-0	0	2	2	1	5	0	0	0	0	6
11	EURSHER, Evan		0-0	0-0	0-0	0	0	0	0	0	0	0	0	0	2
15	MITCHELL, Josh		1-2	0-0	0-0	0	0	0	0	2	0	1	0	0	2
21	EARLEY, Josh		3-6	0-0	1-2	3	1	4	0	7	0	2	0	0	17
Team						0	0	0			1				
Totals			33-77	8-32	10-19	15	35	50	17	84	18	13	5	6	250

FG % 1st Half: 15-33 45.5% 2nd half: 11-30 36.7% OT: 7-14 50.0% Game: 33-77 42.9% Deadball  
 3FG % 1st Half: 6-16 37.5% 2nd half: 1-10 10.0% OT: 1-6 16.7% Game: 8-32 25.0% Rebounds  
 FT % 1st Half: 1-4 25.0% 2nd half: 6-9 66.7% OT: 3-6 50.0% Game: 10-19 52.6% 7,4

Officials: John Boylan, Jr., Kelly Davis, Greg Rennegarbe

Technical fouls: Tennessee Tech-None. Southeast Mo. St.-None.

Attendance: 2632

2022-23 Men's Basketball. Round: 0. Southeast Mo. St. vs Tennessee Tech. Playe

Score by periods	1st	2nd	OT	OT2	Total
Tennessee Tech	25	41	4	7	77
Southeast Mo. St.	37	29	4	14	84

	In	Off	2nd	Fast	
Points	Paint	T/O	Chance	Break	Bench
TNTech	28	15	3	16	38
SEMO	44	19	14	18	24

Last FG - TNTech OT2-01:57, SEMO OT2-00:30.

Largest lead - TNTech by 4 2nd-04:26, SEMO by 22 1st-03:48.

TNTech led for 05:01. SEMO led for 38:19. Game was tied for 06:40.

Score tied - 3 times.

Lead changed - 6 times.



## Official Basketball Box Score -- Game Totals -- Final Statistics

Tennessee St. vs Southeast Mo. St.

01-26-23 7 p.m. at Show Me Center -- Cape Girardeau, Mo.



## Tennessee St. 75 • 11-11,3-6 OVC

##	Player		Total	3-Ptr	Rebounds			PF	TP	A	TO	Blk	Stl	Min
			FG-FGA	FG-FGA	FT-FTA	Off	Def	Tot						
00	Zion Griffin	f	2-2	0-0	0-0	3	2	5	1	4	0	2	1	20
10	Adong Makuoi	c	2-5	0-0	1-2	1	4	5	3	5	1	2	1	22
01	Marcus Fitzgerald Jr	g	1-6	1-3	0-0	0	1	1	4	3	3	5	0	18
04	Jr. Clay	g	10-21	4-8	2-3	1	6	7	1	26	14	2	0	37
20	Dedric Boyd	g	5-11	3-7	0-0	0	2	2	4	13	0	1	0	36
05	Tajik Bartholomew		0-0	0-0	0-0	0	0	0	0	0	0	0	0	3
11	Justin Williams		2-6	0-3	3-4	1	2	3	3	7	4	2	0	28
13	Zool Kueth		4-5	2-3	0-0	1	5	6	2	10	0	1	1	20
44	David Acosta		3-3	0-0	1-6	1	0	1	4	7	1	1	2	16
	Team					0	0	0			1			
	Totals		29-59	10-24	7-15	8	22	30	22	75	23	17	5	200

FG % 1st Half: 16-25 64.0% 2nd half: 13-34 38.2% Game: 29-59 49.2%  
 3FG % 1st Half: 6-13 46.2% 2nd half: 4-11 36.4% Game: 10-24 41.7%  
 FT % 1st Half: 6-11 54.5% 2nd half: 1-4 25.0% Game: 7-15 46.7%

Deadball  
Rebounds  
6,2

## Southeast Mo. St. 92 • 11-11,6-3 OVC

##	Player		Total	3-Ptr	Rebounds			PF	TP	A	TO	Blk	Stl	Min
			FG-FGA	FG-FGA	FT-FTA	Off	Def	Tot						
14	JOHNSON, Nate	c	2-3	0-0	2-2	3	0	3	2	6	1	0	0	24
01	RUSSELL, Phillip	g	8-15	4-9	10-11	1	2	3	1	30	9	2	1	35
03	SMART, Aquan	g	4-12	2-5	4-5	2	4	6	3	14	4	2	1	33
05	HARRIS, Chris	g	3-12	1-6	3-4	0	5	5	2	10	4	4	0	33
33	BRANSON, Dylan	g	1-4	0-2	1-2	1	5	6	1	3	1	0	0	24
00	BARNES, Israel		4-6	1-2	0-1	0	2	2	1	9	0	0	0	24
04	LARSON, Adam		3-5	2-3	0-0	0	2	2	2	8	0	0	1	11
11	EURSHER, Evan		0-0	0-0	0-0	0	0	0	0	0	0	0	0	0+
12	GOWINS, Tevin		0-0	0-0	0-0	0	0	0	0	0	0	0	0	0+
21	EARLEY, Josh		6-7	0-0	0-1	1	4	5	3	12	0	1	0	16
	Team					1	0	1			1			
	Totals		31-64	10-27	20-26	9	24	33	15	92	19	10	3	200

FG % 1st Half: 14-31 45.2% 2nd half: 17-33 51.5% Game: 31-64 48.4%  
 3FG % 1st Half: 5-15 33.3% 2nd half: 5-12 41.7% Game: 10-27 37.0%  
 FT % 1st Half: 10-15 66.7% 2nd half: 10-11 90.9% Game: 20-26 76.9%

Deadball  
Rebounds  
6

Officials: James Hicks, Andrew Walton, John St. Clair

Technical fouls: Tennessee St.-Marcus Fitzgerald Jr; Dedric Boyd. Southeast

Mo. St.-None.

Attendance: 1857

2022-23 Men's Basketball. Round: 0. Southeast Mo. St. vs Tennessee St.. Played

Score by periods	1st	2nd	Total
Tennessee St.	44	31	75
Southeast Mo. St.	43	49	92

	In	Off	2nd	Fast	
Points	Paint	T/O	Chance	Break	Bench
TSU	38	14	4	17	24
SEMO	32	26	12	20	29

Last FG - TSU 2nd-00:41, SEMO 2nd-01:03.

Largest lead - TSU by 16 1st-14:50, SEMO by 17 2nd-00:19.

TSU led for 21:30. SEMO led for 16:43. Game was tied for 01:47.

Score tied - 5 times.

Lead changed - 3 times.



# 2022-23 SOUTHEAST MISSOURI BASKETBALL NOTES

## BOX SCORES

### Official Basketball Box Score -- Game Totals -- Final Statistics

Southeast Mo. St. vs Eastern Ill.

01-28-23 3:30 pm at Lantz Arena -- Charleston, Ill.



### Southeast Mo. St. 79 • 12-11,7-3 OVC

##	Player		Total	3-Ptr	Rebounds			PF	TP	A	TO	Blk	Stl	Min
			FG-FGA	FG-FGA	FT-FTA	Off	Def							
14	JOHNSON, Nate	c	3-3	0-0	0-0	1	1	2	4	6	2	0	1	20
01	RUSSELL, Phillip	g	4-8	3-7	8-10	1	1	2	5	19	6	3	0	27
03	SMART, Aquan	g	2-7	0-1	4-7	0	2	2	4	8	1	2	0	27
05	HARRIS, Chris	g	1-4	1-3	3-3	0	4	4	1	6	2	6	0	26
33	BRANSON, Dylan	g	2-3	1-2	3-4	1	2	3	4	8	3	2	1	25
00	BARNES, Israel		5-12	0-4	1-2	0	2	2	2	11	5	2	0	33
04	LARSON, Adam		4-10	3-7	0-0	1	3	4	2	11	1	0	3	21
11	EURSHER, Evan		0-0	0-0	0-0	0	1	1	1	0	0	0	0	2
21	EARLEY, Josh		5-8	0-0	0-0	1	7	8	0	10	0	0	0	19
Team						3	3	6						
Totals			26-55	8-24	19-26	8	26	34	23	79	20	15	5	200

FG % 1st Half: 14-31 45.2% 2nd half: 12-24 50.0% Game: 26-55 47.3%  
 3FG % 1st Half: 4-15 26.7% 2nd half: 4-9 44.4% Game: 8-24 33.3%  
 FT % 1st Half: 7-8 87.5% 2nd half: 12-18 66.7% Game: 19-26 73.1%

Deadball  
Rebounds  
4,2

### Eastern Ill. 68 • 7-16,3-7 OVC

##	Player		Total	3-Ptr	Rebounds			PF	TP	A	TO	Blk	Stl	Min
			FG-FGA	FG-FGA	FT-FTA	Off	Def							
02	Paul Bizimana	f	3-6	0-1	0-0	0	1	1	1	6	0	1	0	15
24	Kyle Thomas	f	2-3	0-0	2-2	0	3	3	2	6	1	2	1	14
03	Cameron Haffner	g	2-8	1-4	0-0	0	1	1	3	5	0	2	0	22
04	Yaakema Rose	g	6-13	0-2	3-4	1	3	4	3	15	8	3	0	29
20	Caleb Donaldson	g	5-11	1-3	0-2	0	6	6	2	11	3	0	0	37
05	Sincere Malone		1-2	0-0	2-2	2	3	5	4	4	0	3	0	25
11	Nick Eliington		2-5	0-0	9-12	3	4	7	1	13	0	1	2	22
13	Kyle Carlesimo		1-2	1-2	0-0	1	0	1	0	3	0	2	0	5
25	Dan Luers		2-8	1-2	0-1	1	0	1	5	5	1	2	0	27
34	Jermaine Hamlin		0-1	0-0	0-0	1	1	2	0	0	0	0	1	4
Team						3	2	5						
Totals			24-59	4-14	16-23	12	24	36	21	68	13	16	4	200

FG % 1st Half: 13-32 40.6% 2nd half: 11-27 40.7% Game: 24-59 40.7%  
 3FG % 1st Half: 3-9 33.3% 2nd half: 1-5 20.0% Game: 4-14 28.6%  
 FT % 1st Half: 0-0 0.0% 2nd half: 16-23 69.6% Game: 16-23 69.6%

Deadball  
Rebounds  
2

Officials: Cody Crum,Davis Maxwell,James Gibson

Technical fouls: Southeast Mo. St.-None. Eastern Ill.-None.

Attendance: 1515

2022-23 Men's Basketball. Round: 0. Eastern Ill. vs Southeast Mo. St.. Played

Score by periods	1st	2nd	Total
Southeast Mo. St.	39	40	79
Eastern Ill.	29	39	68

	In	Off	2nd	Fast	
Points	Paint	T/O	Chance	Break	Bench
SEMO	30	20	9	13	32
EIU	28	15	14	10	25

Last FG - SEMO 2nd-02:45, EIU 2nd-00:21.

Largest lead - SEMO by 17 1st-09:46, EIU by 4 1st-17:10.

SEMO led for 34:47. EIU led for 03:03. Game was tied for 02:10.

Score tied - 2 times.

Lead changed - 1 time.



## Official Basketball Box Score -- Game Totals -- Final Statistics

Little Rock vs Southeast Mo. St.

02-02-23 7 p.m. at Show Me Center -- Cape Girardeau, Mo.



## Little Rock 98 • 7-17,3-8 OVC

##	Player		Total	3-Ptr	Rebounds			PF	TP	A	TO	Blk	Stl	Min
			FG-FGA	FG-FGA	FT-FTA	Off	Def	Tot						
01	DeAntoni Gordon	f	5-8	0-0	7-10	1	3	4	2	17	5	1	0	38
22	Nigel John	f	6-11	0-0	1-3	2	2	4	4	13	1	2	0	28
02	D.J. Smith	g	1-2	0-1	0-0	0	1	1	5	2	1	0	0	16
05	CJ White	g	6-13	3-4	7-7	0	7	7	4	22	6	4	1	38
15	Myron Gardner	g	6-8	0-1	3-4	2	8	10	5	15	2	3	0	30
03	Isaiah Palermo		7-12	0-0	6-8	2	2	4	4	20	1	3	0	31
11	Ethan Speaker		1-1	0-0	0-0	0	2	2	0	2	1	0	0	15
12	Jordan Jefferson		1-3	1-3	4-4	0	0	0	0	7	0	0	0	4
Team						0	0	0			1			
Totals			33-58	4-9	28-36	7	25	32	24	98	17	14	1	200

FG % 1st Half: 19-31 61.3% 2nd half: 14-27 51.9% Game: 33-58 56.9%

3FG % 1st Half: 3-5 60.0% 2nd half: 1-4 25.0% Game: 4-9 44.4%

FT % 1st Half: 9-11 81.8% 2nd half: 19-25 76.0% Game: 28-36 77.8%

Deadball  
Rebounds  
6,2

## Southeast Mo. St. 99 • 13-11,8-3 OVC

##	Player		Total	3-Ptr	Rebounds			PF	TP	A	TO	Blk	Stl	Min
			FG-FGA	FG-FGA	FT-FTA	Off	Def	Tot						
14	JOHNSON, Nate	c	0-1	0-0	2-2	1	0	1	2	2	0	0	2	13
01	RUSSELL, Phillip	g	9-16	4-9	15-18	2	2	4	4	37	10	4	0	37
03	SMART, Aquan	g	1-3	0-0	0-0	0	7	7	4	2	6	1	1	32
05	HARRIS, Chris	g	5-12	4-7	2-2	0	2	2	2	16	0	0	0	36
33	BRANSON, Dylan	g	4-5	3-4	0-0	1	0	1	5	11	1	1	0	22
00	BARNES, Israel		3-5	0-1	1-2	0	0	0	1	7	1	0	0	22
04	LARSON, Adam		3-7	3-6	0-0	0	1	1	4	9	0	1	1	10
11	EURSHER, Evan		0-0	0-0	0-0	0	0	0	0	0	0	0	0	2
21	EARLEY, Josh		5-8	0-0	5-11	2	5	7	3	15	0	2	2	26
Team						0	0	0			2			
Totals			30-57	14-27	25-35	6	17	23	25	99	18	11	6	200

FG % 1st Half: 15-33 45.5% 2nd half: 15-24 62.5% Game: 30-57 52.6%

3FG % 1st Half: 7-16 43.8% 2nd half: 7-11 63.6% Game: 14-27 51.9%

FT % 1st Half: 4-7 57.1% 2nd half: 21-28 75.0% Game: 25-35 71.4%

Deadball  
Rebounds  
4,3

Officials: JP Primm,Shane Staggs,Kevin Driver

Technical fouls: Little Rock-Isaiah Palermo. Southeast Mo. St.-BRANSON, Dylan.

Attendance: 1290

2022-23 Men's Basketball. Round: 0. Little Rock vs Southeast Mo. St.. Played a

Score by periods	1st	2nd	Total
Little Rock	50	48	98
Southeast Mo. St.	41	58	99

	In	Off	2nd	Fast	
Points	Paint	T/O	Chance	Break	Bench
LR	40	15	12	17	29
SEMO	28	15	10	19	31

Last FG - LR 2nd-00:02, SEMO 2nd-00:32.

Largest lead - LR by 12 1st-02:20, SEMO by 7 2nd-07:16.

LR led for 22:10. SEMO led for 12:18. Game was tied for 05:32.

Score tied - 9 times.

Lead changed - 11 times.





# 2022-23 SOUTHEAST MISSOURI BASKETBALL NOTES

## BOX SCORES

### Official Basketball Box Score -- Game Totals -- Final Statistics

Southeast Mo. St. vs Tennessee Tech

02-04-23 3 p.m. at Eblen Center -- Cookeville, Tenn.



#### Southeast Mo. St. 80 • 13-12,8-4 OVC

			Total	3-Ptr	Rebounds										
##	Player		FG-FGA	FG-FGA	FT-FTA	Off	Def	Tot	PF	TP	A	TO	Blk	Stl	Min
14	JOHNSON, Nate	c	3-4	0-0	2-2	2	3	5	4	8	1	2	4	0	22
01	RUSSELL, Phillip	g	8-19	4-8	9-10	0	2	2	3	29	8	4	0	0	38
03	SMART, Aquan	g	2-8	0-2	0-0	0	3	3	2	4	2	3	0	4	27
05	HARRIS, Chris	g	6-13	4-7	5-6	1	8	9	1	21	0	1	0	1	30
33	BRANSON, Dylan	g	2-6	0-3	0-0	0	6	6	5	4	0	3	0	1	33
00	BARNES, Israel		5-7	2-2	1-1	0	3	3	2	13	0	0	1	2	28
04	LARSON, Adam		0-1	0-1	0-0	0	2	2	1	0	0	0	0	0	9
15	MITCHELL, Josh		0-0	0-0	0-0	0	0	0	0	0	0	0	0	0	1
21	EARLEY, Josh		0-1	0-0	1-2	0	1	1	2	1	0	2	1	0	12
Team						3	1	4							
Totals			26-59	10-23	18-21	6	29	35	20	80	11	15	6	8	200

FG % 1st Half: 13-33 39.4% 2nd half: 13-26 50.0% Game: 26-59 44.1%

3FG % 1st Half: 4-13 30.8% 2nd half: 6-10 60.0% Game: 10-23 43.5%

FT % 1st Half: 6-6 100.0 2nd half: 12-15 80.0% Game: 18-21 85.7%

Deadball  
Rebounds  
0

#### Tennessee Tech 82 • 11-14,7-5 OVC

#	Player		Total	3-Ptr	Rebounds			PF	TP	A	TO	Blk	Stl	Min	
			FG-FGA	FG-FGA	FT-FTA	Off	Def								Tot
02	Jaylen Sebree	f	6-12	4-6	6-7	1	8	9	0	22	5	2	0	2	37
00	Ty Perry	g	4-10	3-8	1-2	0	4	4	5	12	1	2	0	1	31
01	Diante Wood	g	3-8	0-0	3-4	1	7	8	3	9	3	4	0	3	23
05	Brett Thompson	g	5-12	2-5	4-5	1	3	4	4	16	4	1	1	0	32
13	Jayvis Harvey	g	2-5	2-4	0-0	0	1	1	0	6	5	1	1	0	36
04	Nolan Causwell		2-6	1-3	4-6	2	3	5	3	9	0	2	1	0	15
10	Grant Slatten		0-2	0-0	0-0	1	0	1	0	0	1	0	0	0	7
11	Grant Strong		0-0	0-0	0-0	0	0	0	1	0	0	0	0	0	1
12	Erik Oliver		3-4	2-3	0-2	0	2	2	2	8	0	1	0	2	16
33	Bogdan Zimonjic		0-0	0-0	0-0	0	0	0	0	0	0	0	0	0	2
Team						4	2	6			2				
Totals			25-59	14-29	18-26	10	30	40	18	82	19	15	3	8	200

FG % 1st Half: 15-28 53.6% 2nd half: 10-31 32.3% Game: 25-59 42.4%

3FG % 1st Half: 10-17 58.8% 2nd half: 4-12 33.3% Game: 14-29 48.3%

FT % 1st Half: 7-9 77.8% 2nd half: 11-17 64.7% Game: 18-26 69.2%

Deadball  
Rebounds  
3

Officials: Jeremy Trussell, Grant Tyler, Joey Richardson

Technical fouls: Southeast Mo. St.-BRANSON, Dylan. Tennessee Tech-Nolan Causwell.

Attendance: 1476

2022-23 Men's Basketball. Round: 0. Southeast Mo. St. vs Tennessee Tech. Playe

Score by periods	1st	2nd	Total
Southeast Mo. St.	36	44	80
Tennessee Tech	47	35	82

	In	Off	2nd	Fast	
Points	Paint	T/O	Chance	Break	Bench
SEMO	30	13	6	14	14
TNTech	20	20	5	15	17

Last FG - SEMO 2nd-00:33, TNTech 2nd-00:00.

Largest lead - SEMO by 1 1st-15:51, TNTech by 18 1st-03:05.

SEMO led for 01:21. TNTech led for 35:39. Game was tied for 03:00.

Score tied - 4 times.

Lead changed - 6 times.



**Official Basketball Box Score -- Game Totals -- Final Statistics**  
**Southeast Mo. St. vs Tennessee St.**  
**02-09-23 8 p.m. at Gentry Center -- Nashville, Tenn.**



**Southeast Mo. St. 65 • 13-13,8-5 OVC**

#	Player		Total	3-Ptr	Rebounds			PF	TP	A	TO	Blk	Stl	Min	
			FG-FGA	FG-FGA	FT-FTA	Off	Def								Tot
14	JOHNSON, Nate	c	2-3	0-0	0-1	1	2	3	5	4	0	3	1	0	14
01	RUSSELL, Phillip	g	2-7	2-5	8-11	1	0	1	5	14	4	6	0	3	23
03	SMART, Aquan	g	1-4	0-1	1-2	0	1	1	5	3	1	1	0	0	14
05	HARRIS, Chris	g	4-13	1-8	6-9	1	5	6	1	15	0	1	0	1	34
33	BRANSON, Dylan	g	1-4	0-2	1-1	1	2	3	5	3	0	3	0	2	14
00	BARNES, Israel		4-12	1-5	0-0	0	1	1	3	9	2	1	0	1	30
04	LARSON, Adam		1-4	0-3	0-0	0	5	5	1	2	0	0	0	0	17
11	EURSHER, Evan		2-3	0-1	2-2	1	1	2	1	6	0	0	0	0	23
12	GOWINS, Tevin		1-1	0-0	0-0	0	1	1	1	2	0	1	0	0	6
15	MITCHELL, Josh		0-0	0-0	0-0	0	1	1	1	0	0	1	0	0	3
21	EARLEY, Josh		3-4	0-0	1-2	3	5	8	3	7	0	2	0	0	19
35	HANBACK, Mason		0-0	0-0	0-0	0	0	0	0	0	0	0	0	0	3
Team						0	4	4							
Totals			21-55	4-25	19-28	8	28	36	31	65	7	19	1	7	200

FG % 1st Half: 12-28 42.9% 2nd half: 9-27 33.3% Game: 21-55 38.2%  
 3FG % 1st Half: 2-11 18.2% 2nd half: 2-14 14.3% Game: 4-25 16.0%  
 FT % 1st Half: 9-14 64.3% 2nd half: 10-14 71.4% Game: 19-28 67.9%

Deadball  
Rebounds  
3

**Tennessee St. 85 • 15-11,7-6 OVC**

#	Player		Total	3-Ptr	Rebounds			PF	TP	A	TO	Blk	Stl	Min	
			FG-FGA	FG-FGA	FT-FTA	Off	Def								Tot
00	Zion Griffin	f	1-5	1-2	0-0	0	6	6	0	3	0	1	0	1	29
10	Adong Makuoi	c	2-3	0-0	2-2	2	3	5	4	6	0	0	0	0	13
01	Marcus Fitzgerald Jr	g	4-8	3-6	1-2	0	1	1	5	12	2	1	0	0	18
04	Jr. Clay	g	8-17	2-4	5-8	0	8	8	3	23	5	5	0	0	34
20	Dedric Boyd	g	2-8	2-5	4-4	0	3	3	1	10	1	2	0	0	21
02	Christian Brown		5-10	1-5	2-2	1	2	3	3	13	0	2	0	1	20
03	Ethan Riggs Abner		0-0	0-0	0-0	0	1	1	1	0	0	0	0	0	3
05	Tajik Bartholomew		0-0	0-0	0-0	0	0	0	0	0	0	0	0	0	1
11	Justin Williams		0-3	0-3	2-2	0	2	2	1	2	2	1	0	0	19
13	Zool Kueth		1-4	1-3	1-2	2	3	5	1	4	0	1	0	0	16
23	Emmanuel Dowuona		0-0	0-0	0-0	0	0	0	1	0	0	1	0	0	5
30	Jaylen Anglin		0-1	0-1	2-2	0	0	0	0	2	0	0	0	0	3
44	David Acosta		4-4	0-0	2-6	6	1	7	3	10	1	1	0	1	18
Team						1	2	3							
Totals			27-63	10-29	21-30	12	32	44	23	85	11	15	0	3	200

FG % 1st Half: 15-35 42.9% 2nd half: 12-28 42.9% Game: 27-63 42.9%  
 3FG % 1st Half: 8-19 42.1% 2nd half: 2-10 20.0% Game: 10-29 34.5%  
 FT % 1st Half: 9-15 60.0% 2nd half: 12-15 80.0% Game: 21-30 70.0%

Deadball  
Rebounds  
5

Officials: Boyd Copeland, Chris Hudson, Kevin Mathis

Technical fouls: Southeast Mo. St.-SMART, Aquan; RUSSELL, Phillip 2; EARLEY, Josh. Tennessee St.-Marcus Fitzgerald Jr 2; Adong Makuoi; Jr. Clay 2; Christian Brown; Ethan Riggs Abner.

Attendance: 6691

2022-23 Men's Basketball. Round: 0. Southeast Mo. St. vs Tennessee St.. Played

Score by periods	1st	2nd	Total
Southeast Mo. St.	35	30	65
Tennessee St.	47	38	85

	In	Off	2nd	Fast	
Points	Paint	T/O	Chance	Break	Bench
SEMO	28	19	8	6	26
TSU	32	18	19	9	31

Last FG - SEMO 2nd-00:41, TSU 2nd-03:00.

Largest lead - SEMO by 5 1st-18:49, TSU by 23 2nd-08:30.

SEMO led for 02:08. TSU led for 36:47. Game was tied for 01:05.

Score tied - 1 time.

Lead changed - 1 time.



# 2022-23 SOUTHEAST MISSOURI BASKETBALL NOTES

## BOX SCORES

### Official Basketball Box Score -- Game Totals -- Final Statistics

Morehead St. vs Southeast Mo. St.

02-11-23 4:00 pm at Show Me Center -- Cape Girardeau, Mo.



#### Morehead St. 65 • 17-10,10-4 OVC

##	Player		Total	3-Ptr	Rebounds			PF	TP	A	TO	Blk	Stl	Min
			FG-FGA	FG-FGA	FT-FTA	Off	Def							
45	Alex Gross	f	5-9	0-0	3-6	3	7	10	2	13	1	2	0	28
00	Mark Freeman	g	0-1	0-0	0-0	0	0	0	0	0	0	0	0	1
03	Drew Thelwell	g	9-18	3-6	3-5	1	1	2	0	24	2	3	0	38
15	Kalil Thomas	g	2-7	2-5	0-1	2	6	8	4	6	1	1	0	32
24	Jake Wolfe	g	2-5	1-2	1-4	0	4	4	3	6	2	1	0	35
05	Branden Maughmer		5-12	1-5	1-2	1	3	4	4	12	1	0	0	35
11	Trent Scott		1-2	0-0	0-0	1	2	3	5	2	0	0	0	13
14	Chris Cole		0-0	0-0	0-0	0	0	0	0	0	0	0	0	6
22	LJ Bryan		1-3	0-0	0-0	2	3	5	2	2	2	0	0	12
Team						0	0	0						
Totals			25-57	7-18	8-18	10	26	36	20	65	9	7	0	200

FG % 1st Half: 15-33 45.5% 2nd half: 10-24 41.7% Game: 25-57 43.9%

3FG % 1st Half: 3-8 37.5% 2nd half: 4-10 40.0% Game: 7-18 38.9%

FT % 1st Half: 1-3 33.3% 2nd half: 7-15 46.7% Game: 8-18 44.4%

Deadball  
Rebounds  
6,1

#### Southeast Mo. St. 59 • 13-14,8-6 OVC

##	Player		Total	3-Ptr	Rebounds			PF	TP	A	TO	Blk	Stl	Min
			FG-FGA	FG-FGA	FT-FTA	Off	Def							
14	JOHNSON, Nate	c	2-2	0-0	1-2	1	5	6	4	5	0	1	0	18
01	RUSSELL, Phillip	g	7-20	2-6	4-4	2	2	4	4	20	3	2	0	36
03	SMART, Aquan	g	3-9	0-3	8-8	0	4	4	2	14	0	2	0	31
05	HARRIS, Chris	g	2-10	1-4	4-6	0	3	3	2	9	1	2	0	27
33	BRANSON, Dylan	g	1-2	0-0	0-0	2	3	5	3	2	1	0	0	27
00	BARNES, Israel		1-2	1-1	0-0	0	1	1	1	3	0	0	0	25
04	LARSON, Adam		0-0	0-0	0-0	0	0	0	0	0	0	0	0	5
11	EURSHER, Evan		0-0	0-0	0-0	0	0	0	0	0	0	0	0	9
15	MITCHELL, Josh		0-0	0-0	0-0	0	0	0	2	0	0	0	0	2
21	EARLEY, Josh		3-4	0-0	0-1	0	4	4	1	6	0	2	0	20
Team						0	0	0						
Totals			19-49	4-14	17-21	5	22	27	19	59	5	9	0	200

FG % 1st Half: 10-22 45.5% 2nd half: 9-27 33.3% Game: 19-49 38.8%

3FG % 1st Half: 4-7 57.1% 2nd half: 0-7 0.0% Game: 4-14 28.6%

FT % 1st Half: 1-3 33.3% 2nd half: 16-18 88.9% Game: 17-21 81.0%

Deadball  
Rebounds  
2,4

Officials: Jabir Walker, Kelly Davis, Andrew Walton

Technical fouls: Morehead St.-None. Southeast Mo. St.-None.

Attendance: 2890

2022-23 Men's Basketball. Round: 0. Morehead St. vs Southeast Mo. St.. Played

Score by periods	1st	2nd	Total
Morehead St.	34	31	65
Southeast Mo. St.	25	34	59

	In	Off	2nd	Fast	
Points	Paint	T/O	Chance	Break	Bench
More	30	15	6	3	16
SEMO	26	2	7	6	9

Last FG - More 2nd-00:19, SEMO 2nd-00:15.

Largest lead - More by 14 2nd-06:15, SEMO by 3 1st-19:20.

More led for 35:23. SEMO led for 01:50. Game was tied for 02:47.

Score tied - 3 times.

Lead changed - 5 times.



## Official Basketball Box Score -- Game Totals -- Final Statistics

Eastern Ill. vs Southeast Mo. St.

02-16-23 7 p.m. at Show Me Center -- Cape Girardeau, Mo.



## Eastern Ill. 64 • 9-19,5-10 OVC

#	Player		Total	3-Ptr	Rebounds			PF	TP	A	TO	Blk	Stl	Min	
			FG-FGA	FG-FGA	FT-FTA	Off	Def								Tot
05	Sincere Malone	f	4-5	0-0	2-4	1	6	7	5	10	0	2	1	4	26
11	Nick Eliington	f	6-10	0-0	5-6	4	4	8	4	17	0	4	1	1	25
03	Cameron Haffner	g	3-9	2-4	2-2	2	4	6	3	10	1	3	0	2	29
10	Kinyon Hodges	g	6-14	0-3	0-0	0	3	3	0	12	5	3	1	2	37
20	Caleb Donaldson	g	2-9	0-1	0-0	0	5	5	2	4	5	5	0	1	33
01	CJ Lane		1-5	1-2	0-0	0	2	2	0	3	0	0	0	0	14
02	Paul Bizimana		0-0	0-0	0-0	0	0	0	1	0	0	0	0	0	2
13	Kyle Carlesimo		1-1	0-0	0-0	0	0	0	1	2	2	1	0	0	6
22	Luke Light		0-0	0-0	0-0	0	0	0	0	0	0	0	0	0	1
23	Rodolfo Rufino Bolis		0-0	0-0	0-0	0	0	0	0	0	0	0	0	0	2
24	Kyle Thomas		2-4	0-0	0-1	1	2	3	3	4	1	1	0	0	13
25	Dan Luers		0-0	0-0	0-0	0	1	1	1	0	0	1	0	0	10
34	Jermaine Hamlin		1-1	0-0	0-0	0	0	0	0	2	0	0	0	0	2
Team						0	0	0							
Totals			26-58	3-10	9-13	8	27	35	20	64	14	20	3	10	200

FG % 1st Half: 11-31 35.5% 2nd half: 15-27 55.6% Game: 26-58 44.8%  
 3FG % 1st Half: 2-4 50.0% 2nd half: 1-6 16.7% Game: 3-10 30.0%  
 FT % 1st Half: 5-8 62.5% 2nd half: 4-5 80.0% Game: 9-13 69.2%

Deadball  
Rebounds  
1,1

## Southeast Mo. St. 78 • 14-14,9-6 OVC

#	Player		Total	3-Ptr	Rebounds			PF	TP	A	TO	Blk	Stl	Min	
			FG-FGA	FG-FGA	FT-FTA	Off	Def								Tot
14	JOHNSON, Nate	c	5-5	0-0	0-0	2	0	2	4	10	0	0	1	0	14
01	RUSSELL, Phillip	g	3-6	2-5	3-5	0	0	0	3	11	7	4	0	0	37
03	SMART, Aquan	g	3-9	1-5	7-9	1	5	6	2	14	3	4	0	1	29
05	HARRIS, Chris	g	2-13	0-9	2-2	0	5	5	0	6	2	1	0	1	31
33	BRANSON, Dylan	g	4-8	4-6	0-0	0	5	5	4	12	3	1	0	1	25
00	BARNES, Israel		3-9	2-7	1-2	3	2	5	1	9	1	1	0	0	23
04	LARSON, Adam		0-0	0-0	0-0	0	2	2	0	0	0	1	1	2	9
11	EURSHER, Evan		0-0	0-0	0-0	1	1	2	0	0	1	1	0	0	5
12	GOWINS, Tevin		0-0	0-0	0-0	0	0	0	0	0	0	0	0	0	1
21	EARLEY, Josh		4-6	0-0	0-0	0	5	5	2	8	0	1	0	1	19
35	HANBACK, Mason		4-4	0-0	0-0	0	0	0	1	8	0	0	0	0	7
Team						0	0	0			1				
Totals			28-60	9-32	13-18	7	25	32	17	78	17	15	2	6	200

FG % 1st Half: 18-30 60.0% 2nd half: 10-30 33.3% Game: 28-60 46.7%  
 3FG % 1st Half: 6-16 37.5% 2nd half: 3-16 18.8% Game: 9-32 28.1%  
 FT % 1st Half: 5-6 83.3% 2nd half: 8-12 66.7% Game: 13-18 72.2%

Deadball  
Rebounds  
2,2

Officials: Dillon Brasher, Coy Gammon, Shane Staggs

Technical fouls: Eastern Ill.-None. Southeast Mo. St.-None.

Attendance: 2124

2022-23 Men's Basketball. Round: 0. Eastern Ill. vs Southeast Mo. St.. Played

Score by periods	1st	2nd	Total
Eastern Ill.	29	35	64
Southeast Mo. St.	47	31	78

	In	Off	2nd	Fast	
Points	Paint	T/O	Chance	Break	Bench
EIU	40	17	11	13	11
SEMO	36	11	8	11	25

Last FG - EIU 2nd-00:42, SEMO 2nd-00:51.

Largest lead - EIU None, SEMO by 20 1st-03:04.

EIU led for 00:00. SEMO led for 39:38. Game was tied for 00:22.

Score tied - 0 times.

Lead changed - 0 times.



# 2022-23 SOUTHEAST MISSOURI BASKETBALL NOTES

## BOX SCORES

### Official Basketball Box Score -- Game Totals -- Final Statistics

Southern Ind. vs Southeast Mo. St.

02-18-23 4 p.m. at Show Me Center -- Cape Girardeau, Mo.



#### Southern Ind. 80 • 15-14,8-8 OVC

##	Player		Total	3-Ptr	Rebounds			PF	TP	A	TO	Blk	Stl	Min	
			FG-FGA	FG-FGA	FT-FTA	Off	Def								Tot
32	Jacob Polakovich	f	3-5	0-0	3-4	4	9	13	3	9	1	1	0	1	35
33	Trevor Lakes	f	5-10	5-8	0-0	1	1	2	3	15	2	1	1	0	37
00	Jelani Simmons	g	0-2	0-1	1-2	0	1	1	4	1	0	1	0	1	18
01	Isaiah Swope	g	8-16	0-4	11-12	1	5	6	3	27	3	4	0	0	39
24	Jack Champion	g	2-4	0-1	0-0	0	2	2	2	4	4	2	0	0	14
02	Gary Solomon		2-2	0-0	0-0	2	4	6	4	4	1	1	0	0	22
03	Tyler Henry		5-12	4-8	6-8	1	3	4	4	20	0	2	0	1	28
11	Jack Mielke		0-2	0-2	0-0	0	0	0	0	0	0	0	0	0	4
21	AJ Smith		0-0	0-0	0-0	0	0	0	0	0	0	0	0	0	0+
52	Kiyron Powell		0-1	0-0	0-0	0	1	1	1	0	0	1	0	0	3
Team						0	0	0			2				
Totals			25-54	9-24	21-26	9	26	35	24	80	11	15	1	3	200

FG % 1st Half: 13-28 46.4% 2nd half: 12-26 46.2% Game: 25-54 46.3%  
 3FG % 1st Half: 8-18 44.4% 2nd half: 1-6 16.7% Game: 9-24 37.5%  
 FT % 1st Half: 5-5 100.0 2nd half: 16-21 76.2% Game: 21-26 80.8%

Deadball  
Rebounds  
5

#### Southeast Mo. St. 85 • 15-14,10-6 OVC

#	Player		Total	3-Ptr	Rebounds			PF	TP	A	TO	Blk	Stl	Min	
			FG-FGA	FG-FGA	FT-FTA	Off	Def								Tot
14	JOHNSON, Nate	c	1-3	0-0	3-4	3	2	5	3	5	2	0	3	1	26
00	BARNES, Israel	g	5-11	2-5	0-0	1	2	3	4	12	1	1	0	0	24
01	RUSSELL, Phillip	g	2-8	1-4	5-7	2	3	5	5	10	2	0	0	1	27
05	HARRIS, Chris	g	4-14	1-4	11-13	0	2	2	2	20	0	1	0	0	33
33	BRANSON, Dylan	g	5-6	0-1	6-8	1	4	5	2	16	4	0	0	4	31
03	SMART, Aquan		3-10	0-3	2-2	0	1	1	5	8	3	3	1	0	27
04	LARSON, Adam		3-3	2-2	0-0	1	1	2	0	8	0	0	0	0	10
11	EURSHER, Evan		0-1	0-1	3-4	0	0	0	0	3	0	0	0	0	9
21	EARLEY, Josh		1-3	0-0	1-2	3	2	5	0	3	0	0	0	0	13
Team						0	0	0				1			
Totals			24-59	6-20	31-40	11	17	28	21	85	12	6	4	6	200

FG % 1st Half: 10-26 38.5% 2nd half: 14-33 42.4% Game: 24-59 40.7%  
 3FG % 1st Half: 3-7 42.9% 2nd half: 3-13 23.1% Game: 6-20 30.0%  
 FT % 1st Half: 13-18 72.2% 2nd half: 18-22 81.8% Game: 31-40 77.5%

Deadball  
Rebounds  
7,3

Officials: Chris Fuller,Cody Crum,Kevin Driver

Technical fouls: Southern Ind.-None. Southeast Mo. St.-RUSSELL, Phillip.

Attendance: 2340

2022-23 Men's Basketball. Round: 0. Southeast Mo. St. vs Southern Ind.. Played

Score by periods	1st	2nd	Total
Southern Ind.	39	41	80
Southeast Mo. St.	36	49	85

	In	Off	2nd	Fast	
Points	Paint	T/O	Chance	Break	Bench
USI	24	6	9	15	24
SEMO	30	20	18	16	22

Last FG - USI 2nd-00:28, SEMO 2nd-02:20.

Largest lead - USI by 11 1st-03:38, SEMO by 11 2nd-11:14.

USI led for 11:32. SEMO led for 26:00. Game was tied for 02:28.

Score tied - 3 times.

Lead changed - 6 times.





## Official Basketball Box Score -- Game Totals -- Final Statistics

Southeast Mo. St. vs Lindenwood

02-23-23 8 p.m. at Hyland Arena -- St. Charles, Mo.



## Southeast Mo. St. 102 • 15-15,10-7 OVC

##	Player		Total	3-Ptr	Rebounds			PF	TP	A	TO	Blk	Stl	Min
			FG-FGA	FG-FGA	FT-FTA	Off	Def	Tot						
14	JOHNSON, Nate	c	4-7	0-0	2-4	4	2	6	5	10	0	1	1	27
00	BARNES, Israel	g	9-21	2-8	0-0	3	4	7	4	20	2	5	1	46
03	SMART, Aquan	g	8-14	3-4	3-6	2	6	8	5	22	4	6	0	42
05	HARRIS, Chris	g	11-13	1-3	13-18	0	4	4	4	36	1	2	0	45
33	BRANSON, Dylan	g	1-7	0-3	4-8	2	5	7	5	6	3	3	0	39
04	LARSON, Adam		0-6	0-6	0-0	0	1	1	1	0	0	0	1	20
11	EURSHER, Evan		0-1	0-1	0-0	0	0	0	3	0	0	1	0	11
21	EARLEY, Josh		4-6	0-0	0-0	3	5	8	2	8	0	2	0	20
Team						6	0	6						
Totals			37-75	6-25	22-36	20	27	47	29	102	10	20	3	250

FG % 1st Half: 18-32 56.3% 2nd half: 13-26 50.0% OT: 6-17 35.3% Game: 37-75 49.3% Deadball  
 3FG % 1st Half: 5-12 41.7% 2nd half: 1-9 11.1% OT: 0-4 0.0% Game: 6-25 24.0% Rebounds  
 FT % 1st Half: 4-10 40.0% 2nd half: 6-10 60.0% OT: 12-16 75.0% Game: 22-36 61.1% 5

## Lindenwood 105 • 10-20,5-12 OVC

##	Player		Total	3-Ptr	Rebounds			PF	TP	A	TO	Blk	Stl	Min
			FG-FGA	FG-FGA	FT-FTA	Off	Def	Tot						
05	Cam Burrell	f	5-10	0-3	3-5	2	2	4	5	13	3	1	1	32
24	Keenon Cole	f	5-10	1-2	5-5	2	5	7	5	16	0	3	2	38
02	Brandon Trimble	g	4-6	1-2	8-12	0	4	4	0	17	0	1	0	37
04	Jacob Tracey	g	2-4	1-2	3-4	0	2	2	5	8	2	3	0	25
11	Kevin Caldwell Jr.	g	7-13	3-6	1-2	0	2	2	5	18	3	3	0	42
00	David Ware		0-3	0-0	1-2	2	1	3	0	1	0	1	0	11
03	Tommie Williams		2-6	0-0	1-2	0	2	2	4	5	1	2	0	21
20	Brayden Wampler-Fous		0-0	0-0	0-0	0	0	0	0	0	0	0	0	0+
30	Chris Childs		6-12	2-2	11-12	1	3	4	2	25	2	3	0	36
42	Remy Lemovou		1-1	0-0	0-0	1	2	3	2	2	0	0	0	8
Team						2	4	6						
Totals			32-65	8-17	33-44	10	27	37	28	105	11	17	3	250

FG % 1st Half: 9-24 37.5% 2nd half: 15-28 53.6% OT: 8-13 61.5% Game: 32-65 49.2% Deadball  
 3FG % 1st Half: 2-6 33.3% 2nd half: 4-7 57.1% OT: 2-4 50.0% Game: 8-17 47.1% Rebounds  
 FT % 1st Half: 12-14 85.7% 2nd half: 12-17 70.6% OT: 9-13 69.2% Game: 33-44 75.0% 7

Officials: Eric Lowe, Jabir Walker, Gene Grimshaw

Technical fouls: Southeast Mo. St.-BRANSON, Dylan. Lindenwood-Keenon Cole;

Tommie Williams.

Attendance: 2119

2022-23 Men's Basketball. Round: 0. Lindenwood vs Southeast Mo. St.. Played at

Score by periods	1st	2nd	OT	OT2	Total
Southeast Mo. St.	45	33	14	10	102
Lindenwood	32	46	14	13	105

	In	Off	2nd	Fast	
Points	Paint	T/O	Chance	Break	Bench
SEMO	52	28	13	18	8
Linden	44	19	16	20	33

Last FG - SEMO OT2-01:42, Linden OT2-00:14.

Largest lead - SEMO by 20 2nd-16:17, Linden by 6 OT-00:28.

SEMO led for 40:18. Linden led for 04:05. Game was tied for 05:30.

Score tied - 9 times.

Lead changed - 9 times.



# 2022-23 SOUTHEAST MISSOURI BASKETBALL NOTES

## BOX SCORES

### Official Basketball Box Score -- Game Totals -- Final Statistics

Southeast Mo. St. vs SIUE

02-25-23 3:30 pm at First Comm. Arena -- Edwardsville, Ill.



#### Southeast Mo. St. 78 • 15-16,10-8 OVC

##	Player		Total		3-Ptr	Rebounds			PF	TP	A	TO	Blk	Stl	Min
			FG-FGA	FG-FGA	FT-FTA	Off	Def	Tot							
14	JOHNSON, Nate	c	1-3	0-0	1-3	3	1	4	0	3	0	1	1	1	15
01	RUSSELL, Phillip	g	5-17	1-6	2-2	1	0	1	2	13	4	3	0	0	35
03	SMART, Aquan	g	3-10	1-4	7-7	1	1	2	4	14	3	1	1	1	26
05	HARRIS, Chris	g	6-15	1-6	7-10	2	4	6	1	20	4	3	0	0	34
33	BRANSON, Dylan	g	2-3	2-3	0-0	0	5	5	5	6	1	1	0	1	21
00	BARNES, Israel		3-7	0-2	1-2	2	1	3	0	7	3	0	0	1	27
04	LARSON, Adam		3-4	1-2	0-0	1	1	2	1	7	0	0	0	0	13
11	EURSHER, Evan		0-1	0-1	0-0	0	1	1	0	0	0	0	0	0	5
12	GOWINS, Tevin		0-0	0-0	0-0	0	0	0	1	0	0	0	0	0	2
21	EARLEY, Josh		4-7	0-0	0-0	0	2	2	0	8	0	0	0	0	17
35	HANBACK, Mason		0-0	0-0	0-0	0	1	1	1	0	0	0	0	0	5
Team						4	1	5				1			
Totals			27-67	6-24	18-24	14	18	32	15	78	15	10	2	4	200

FG % 1st Half: 12-30 40.0% 2nd half: 15-37 40.5% Game: 27-67 40.3%  
 3FG % 1st Half: 4-13 30.8% 2nd half: 2-11 18.2% Game: 6-24 25.0%  
 FT % 1st Half: 7-11 63.6% 2nd half: 11-13 84.6% Game: 18-24 75.0%

Deadball  
Rebounds  
1

#### SIUE 93 • 18-13,9-9 OVC

##	Player		Total		3-Ptr	Rebounds			PF	TP	A	TO	Blk	Stl	Min
			FG-FGA	FG-FGA	FT-FTA	Off	Def	Tot							
01	DeeJuan Pruitt	f	3-7	0-1	3-4	3	5	8	5	9	2	3	0	0	22
12	Jonathan Kurtas	c	4-5	0-0	0-0	2	3	5	3	8	0	2	2	1	17
00	Damarco Minor	g	8-13	2-6	7-8	0	6	6	3	25	3	2	1	2	31
03	Ray'Sean Taylor	g	6-14	2-3	2-2	3	4	7	4	16	6	1	0	0	34
04	Shamar Wright	g	6-13	0-3	0-0	1	1	2	1	12	1	0	2	0	32
02	Desmond Polk		2-2	1-1	0-0	0	2	2	0	5	1	0	0	1	11
10	Jalen Hodge		2-6	2-4	3-3	0	3	3	0	9	3	0	0	1	14
34	Arnas Sakenis		3-3	0-0	0-0	0	3	3	0	6	1	0	1	0	11
55	Lamar Wright		1-1	1-1	0-1	3	3	6	2	3	1	1	1	1	28
Team						1	0	1				1			
Totals			35-64	8-19	15-18	13	30	43	18	93	18	10	7	6	200

FG % 1st Half: 19-33 57.6% 2nd half: 16-31 51.6% Game: 35-64 54.7%  
 3FG % 1st Half: 6-14 42.9% 2nd half: 2-5 40.0% Game: 8-19 42.1%  
 FT % 1st Half: 8-10 80.0% 2nd half: 7-8 87.5% Game: 15-18 83.3%

Deadball  
Rebounds  
1,1

Officials: James Hicks,Craig Murley,Bret Smith

Technical fouls: Southeast Mo. St.-SMART, Aquan. SIUE-DeeJuan Pruitt;

Ray'Sean Taylor.

Attendance: 1818

2022-23 Men's Basketball. Round: 0. SIUE vs Southeast Mo. St.. Played at First

Score by periods	1st	2nd	Total
Southeast Mo. St.	35	43	78
SIUE	52	41	93

	In	Off	2nd	Fast	
Points	Paint	T/O	Chance	Break	Bench
SEMO	36	12	16	20	22
SIUE	42	18	17	7	23

Last FG - SEMO 2nd-00:02, SIUE 2nd-00:17.

Largest lead - SEMO by 8 1st-14:59, SIUE by 26 2nd-05:55.

SEMO led for 10:45. SIUE led for 28:50. Game was tied for 00:25.

Score tied - 1 time.

Lead changed - 1 time.



## Official Basketball Box Score -- Game Totals -- Final Statistics

Lindenwood vs Southeast Mo. St.

03-01-23 6:30 p.m. at Ford Center -- Evansville, Ind.



## Lindenwood 65 • 11-21,6-12 OVC

#	Player		Total	3-Ptr	Rebounds			PF	TP	A	TO	Blk	Stl	Min
			FG-FGA	FG-FGA	FT-FTA	Off	Def	Tot						
05	Cam Burrell	f	7-11	0-2	2-3	1	9	10	4	16	1	1	3	32
24	Keenon Cole	f	0-7	0-1	0-2	1	5	6	5	0	1	4	1	25
02	Brandon Trimble	g	3-4	0-0	1-1	0	1	1	1	7	1	0	0	32
04	Jacob Tracey	g	0-1	0-0	1-2	1	5	6	3	1	0	2	0	20
11	Kevin Caldwell Jr.	g	6-16	4-9	3-4	0	2	2	2	19	1	5	0	36
00	David Ware		0-0	0-0	0-0	1	2	3	1	0	1	2	0	5
03	Tommie Williams		3-3	0-0	1-4	0	1	1	2	7	2	0	0	14
20	Brayden Wampler-Fous		0-1	0-1	0-0	0	0	0	0	0	0	0	0	2
42	Remy Lemovou		0-0	0-0	0-0	0	1	1	0	0	0	0	1	6
55	Chris Childs		3-10	0-4	9-10	0	1	1	0	15	0	4	0	28
Team						1	2	3						
Totals			22-53	4-17	17-26	5	29	34	18	65	7	18	5	200

FG % 1st Half: 12-32 37.5% 2nd half: 10-21 47.6% Game: 22-53 41.5%  
 3FG % 1st Half: 4-12 33.3% 2nd half: 0-5 0.0% Game: 4-17 23.5%  
 FT % 1st Half: 7-9 77.8% 2nd half: 10-17 58.8% Game: 17-26 65.4%

Deadball  
Rebounds  
2

## Southeast Mo. St. 84 • 16-16,10-8 OVC

#	Player		Total	3-Ptr	Rebounds			PF	TP	A	TO	Blk	Stl	Min
			FG-FGA	FG-FGA	FT-FTA	Off	Def	Tot						
14	JOHNSON, Nate	c	3-8	0-0	1-2	4	2	6	4	7	0	0	0	18
01	RUSSELL, Phillip	g	7-20	0-4	5-6	1	3	4	3	19	5	2	0	38
03	SMART, Aquan	g	4-6	1-2	2-2	0	4	4	4	11	3	2	0	22
05	HARRIS, Chris	g	3-15	1-5	4-6	1	3	4	2	11	2	2	0	31
33	BRANSON, Dylan	g	2-4	1-2	0-0	1	6	7	3	5	1	2	0	20
00	BARNES, Israel		2-7	0-3	0-0	1	2	3	3	4	2	0	0	23
04	LARSON, Adam		0-1	0-1	0-0	0	2	2	2	0	0	0	0	3
11	EURSHER, Evan		5-6	3-3	0-0	1	1	2	0	13	0	0	0	21
12	GOWINS, Tevin		0-0	0-0	0-0	0	0	0	0	0	0	1	0	2
21	EARLEY, Josh		7-11	0-0	0-0	5	7	12	1	14	1	0	0	21
35	HANBACK, Mason		0-0	0-0	0-0	0	0	0	0	0	0	0	0	1
Team						3	3	6						
Totals			33-78	6-20	12-16	17	33	50	22	84	14	9	0	200

FG % 1st Half: 16-39 41.0% 2nd half: 17-39 43.6% Game: 33-78 42.3%  
 3FG % 1st Half: 4-13 30.8% 2nd half: 2-7 28.6% Game: 6-20 30.0%  
 FT % 1st Half: 3-3 100.0 2nd half: 9-13 69.2% Game: 12-16 75.0%

Deadball  
Rebounds  
3

Officials: Chris Fuller, Shane Staggs, Kevin Mathis

Technical fouls: Lindenwood-Jacob Tracey. Southeast Mo. St.-SMART, Aquan;

RUSSELL, Phillip.

Attendance:

2022-23 Men's Basketball. Round: 0. Lindenwood vs Southeast Mo. St.. Played at

Score by periods	1st	2nd	Total
Lindenwood	35	30	65
Southeast Mo. St.	39	45	84

	In	Off	2nd	Fast	
Points	Paint	T/O	Chance	Break	Bench
Linden	26	4	0	12	22
SEMO	46	18	17	15	31

Last FG - Linden 2nd-01:41, SEMO 2nd-01:09.

Largest lead - Linden by 7 1st-16:41, SEMO by 21 2nd-02:48.

Linden led for 14:16. SEMO led for 24:26. Game was tied for 01:18.

Score tied - 4 times.

Lead changed - 9 times.



# 2022-23 SOUTHEAST MISSOURI BASKETBALL NOTES

## BOX SCORES

### Official Basketball Box Score -- Game Totals -- Final Statistics

Lindenwood vs Southeast Mo. St.

03-01-23 6:30 p.m. at Ford Center -- Evansville, Ind.



### Lindenwood 65 • 11-21,6-12 OVC

#	Player		Total	3-Ptr	Rebounds			PF	TP	A	TO	Blk	Stl	Min
			FG-FGA	FG-FGA	FT-FTA	Off	Def							
05	Cam Burrell	f	7-11	0-2	2-3	1	9	10	4	16	1	1	3	32
24	Keenon Cole	f	0-7	0-1	0-2	1	5	6	5	0	1	4	1	25
02	Brandon Trimble	g	3-4	0-0	1-1	0	1	1	1	7	1	0	0	32
04	Jacob Tracey	g	0-1	0-0	1-2	1	5	6	3	1	0	2	0	20
11	Kevin Caldwell Jr.	g	6-16	4-9	3-4	0	2	2	2	19	1	5	0	36
00	David Ware		0-0	0-0	0-0	1	2	3	1	0	1	2	0	5
03	Tommie Williams		3-3	0-0	1-4	0	1	1	2	7	2	0	0	14
20	Brayden Wampler-Fous		0-1	0-1	0-0	0	0	0	0	0	0	0	0	2
42	Remy Lemovou		0-0	0-0	0-0	0	1	1	0	0	0	0	1	6
55	Chris Childs		3-10	0-4	9-10	0	1	1	0	15	0	4	0	28
Team						1	2	3						
Totals			22-53	4-17	17-26	5	29	34	18	65	7	18	5	200

FG % 1st Half: 12-32 37.5% 2nd half: 10-21 47.6% Game: 22-53 41.5%  
 3FG % 1st Half: 4-12 33.3% 2nd half: 0-5 0.0% Game: 4-17 23.5%  
 FT % 1st Half: 7-9 77.8% 2nd half: 10-17 58.8% Game: 17-26 65.4%

Deadball  
Rebounds  
2

### Southeast Mo. St. 84 • 16-16,10-8 OVC

#	Player		Total	3-Ptr	Rebounds			PF	TP	A	TO	Blk	Stl	Min
			FG-FGA	FG-FGA	FT-FTA	Off	Def							
14	JOHNSON, Nate	c	3-8	0-0	1-2	4	2	6	4	7	0	0	0	18
01	RUSSELL, Phillip	g	7-20	0-4	5-6	1	3	4	3	19	5	2	0	38
03	SMART, Aquan	g	4-6	1-2	2-2	0	4	4	4	11	3	2	0	22
05	HARRIS, Chris	g	3-15	1-5	4-6	1	3	4	2	11	2	2	0	31
33	BRANSON, Dylan	g	2-4	1-2	0-0	1	6	7	3	5	1	2	0	20
00	BARNES, Israel		2-7	0-3	0-0	1	2	3	3	4	2	0	0	23
04	LARSON, Adam		0-1	0-1	0-0	0	2	2	2	0	0	0	0	3
11	EURSHER, Evan		5-6	3-3	0-0	1	1	2	0	13	0	0	0	21
12	GOWINS, Tevin		0-0	0-0	0-0	0	0	0	0	0	0	1	0	2
21	EARLEY, Josh		7-11	0-0	0-0	5	7	12	1	14	1	0	0	21
35	HANBACK, Mason		0-0	0-0	0-0	0	0	0	0	0	0	0	0	1
Team						3	3	6						
Totals			33-78	6-20	12-16	17	33	50	22	84	14	9	0	200

FG % 1st Half: 16-39 41.0% 2nd half: 17-39 43.6% Game: 33-78 42.3%  
 3FG % 1st Half: 4-13 30.8% 2nd half: 2-7 28.6% Game: 6-20 30.0%  
 FT % 1st Half: 3-3 100.0 2nd half: 9-13 69.2% Game: 12-16 75.0%

Deadball  
Rebounds  
3

Officials: Chris Fuller,Shane Staggs,Kevin Mathis

Technical fouls: Lindenwood-Jacob Tracey. Southeast Mo. St.-SMART, Aquan;  
 RUSSELL, Phillip.

Attendance:

2022-23 Men's Basketball. Round: 0. Lindenwood vs Southeast Mo. St.. Played at

Score by periods	1st	2nd	Total
Lindenwood	35	30	65
Southeast Mo. St.	39	45	84

	In	Off	2nd	Fast	
Points	Paint	T/O	Chance	Break	Bench
Linden	26	4	0	12	22
SEMO	46	18	17	15	31

Last FG - Linden 2nd-01:41, SEMO 2nd-01:09.  
 Largest lead - Linden by 7 1st-16:41, SEMO by 21 2nd-02:48.  
 Linden led for 14:16. SEMO led for 24:26. Game was tied for 01:18.

Score tied - 4 times.  
 Lead changed - 9 times.



**Official Basketball Box Score -- Game Totals -- Final Statistics**  
**Southeast Mo. St. vs Morehead St.**  
**03-03-23 7 p.m. at Ford Center -- Evansville, Ind.**



**Southeast Mo. St. 65 • 18-16,10-8 OVC**

##	Player		Total	3-Ptr	Rebounds			PF	TP	A	TO	Blk	Stl	Min
			FG-FGA	FG-FGA	FT-FTA	Off	Def							
14	JOHNSON, Nate	c	2-3	0-0	0-0	1	2	3	3	4	0	0	0	16
01	RUSSELL, Phillip	g	4-14	3-6	3-4	2	3	5	3	14	1	2	0	35
03	SMART, Aquan	g	1-4	0-1	2-2	0	2	2	3	4	2	3	0	23
05	HARRIS, Chris	g	5-13	0-4	5-8	0	7	7	0	15	3	1	0	38
33	BRANSON, Dylan	g	1-3	0-1	2-2	1	2	3	4	4	2	1	0	25
00	BARNES, Israel		4-6	1-1	1-3	1	2	3	3	10	0	1	1	28
04	LARSON, Adam		0-0	0-0	0-0	0	0	0	0	0	0	0	0	2
11	EURSHER, Evan		1-3	1-3	0-0	0	1	1	0	3	0	1	0	9
21	EARLEY, Josh		5-6	0-0	1-2	1	12	13	1	11	0	2	2	24
Team						3	1	4						
Totals			23-52	5-16	14-21	9	32	41	17	65	8	11	3	200

FG % 1st Half: 10-25 40.0% 2nd half: 13-27 48.1% Game: 23-52 44.2%  
 3FG % 1st Half: 3-8 37.5% 2nd half: 2-8 25.0% Game: 5-16 31.3%  
 FT % 1st Half: 6-7 85.7% 2nd half: 8-14 57.1% Game: 14-21 66.7%

Deadball  
Rebounds  
3

**Morehead St. 58 • 21-11,14-4 OVC**

##	Player		Total	3-Ptr	Rebounds			PF	TP	A	TO	Blk	Stl	Min
			FG-FGA	FG-FGA	FT-FTA	Off	Def							
45	Alex Gross	f	1-7	0-0	2-3	2	2	4	5	4	1	1	3	29
00	Mark Freeman	g	7-19	1-6	6-8	0	3	3	0	21	3	1	0	38
03	Drew Thelwell	g	5-12	3-7	0-0	0	5	5	3	13	2	2	0	35
15	Kalil Thomas	g	2-7	2-5	0-1	2	8	10	2	6	3	0	0	34
24	Jake Wolfe	g	0-2	0-0	3-4	1	3	4	4	3	1	3	0	28
05	Branden Maughmer		1-3	0-1	1-2	2	2	4	0	3	2	1	2	20
11	Trent Scott		0-0	0-0	0-0	0	0	0	1	0	0	0	0	5
22	LJ Bryan		4-5	0-0	0-1	1	0	1	3	8	0	2	0	11
Team						1	1	2						
Totals			20-55	6-19	12-19	9	24	33	18	58	12	10	5	200

FG % 1st Half: 13-30 43.3% 2nd half: 7-25 28.0% Game: 20-55 36.4%  
 3FG % 1st Half: 5-9 55.6% 2nd half: 1-10 10.0% Game: 6-19 31.6%  
 FT % 1st Half: 3-7 42.9% 2nd half: 9-12 75.0% Game: 12-19 63.2%

Deadball  
Rebounds  
1

Officials: Steve Divine,Chris Hudson,Andrew Walton  
 Technical fouls: Southeast Mo. St.-None. Morehead St.-None.

Attendance:

2022-23 Men's Basketball. Round: 0. Morehead St. vs Southeast Mo. St.. Played

Score by periods	1st	2nd	Total
Southeast Mo. St.	29	36	65
Morehead St.	34	24	58

	In	Off	2nd	Fast	
Points	Paint	T/O	Chance	Break	Bench
SEMO	34	16	11	11	24
More	26	16	4	13	11

Last FG - SEMO 2nd-00:21, More 2nd-00:55.  
 Largest lead - SEMO by 8 2nd-01:12, More by 11 1st-09:09.  
 SEMO led for 06:01. More led for 32:00. Game was tied for 01:57.

Score tied - 5 times.  
 Lead changed - 5 times.





# 2022-23 SOUTHEAST MISSOURI BASKETBALL NOTES

## BOX SCORES

### Official Basketball Box Score -- Game Totals -- Final Statistics

Southeast Mo. St. vs Tennessee Tech

03-04-23 7 p.m. at Ford Center -- Evansville, Ind.



#### Southeast Mo. St. 89 • 19-16,10-8 OVC

			Total	3-Ptr	Rebounds										
##	Player		FG-FGA	FG-FGA	FT-FTA	Off	Def	Tot	PF	TP	A	TO	Blk	Stl	Min
14	JOHNSON, Nate	c	4-5	0-0	1-2	3	3	6	4	9	3	2	1	0	27
00	BARNES, Israel	g	7-15	3-6	2-3	3	4	7	2	19	0	0	1	0	42
01	RUSSELL, Phillip	g	4-11	3-5	10-12	0	2	2	4	21	4	3	1	2	36
05	HARRIS, Chris	g	7-19	1-5	11-13	0	6	6	2	26	2	1	1	0	40
33	BRANSON, Dylan	g	4-8	1-3	1-1	2	6	8	5	10	2	1	0	0	36
04	LARSON, Adam		0-2	0-2	2-2	0	1	1	1	2	0	0	1	0	12
11	EURSHER, Evan		0-2	0-2	0-0	1	3	4	0	0	0	1	0	0	15
21	EARLEY, Josh		1-1	0-0	0-0	1	5	6	4	2	0	1	0	0	17
Team						2	2	4				1			
Totals			27-63	8-23	27-33	12	32	44	22	89	11	10	5	2	225

FG % 1st Half: 13-34 38.2% 2nd half: 11-24 45.8% OT: 3-5 60.0% Game: 27-63 42.9% Deadball  
 3FG % 1st Half: 3-13 23.1% 2nd half: 4-9 44.4% OT: 1-1 100.0 Game: 8-23 34.8% Rebounds  
 FT % 1st Half: 6-7 85.7% 2nd half: 14-17 82.4% OT: 7-9 77.8% Game: 27-33 81.8% 2

#### Tennessee Tech 82 • 16-17,11-7 OVC

#	Player		Total	3-Ptr	Rebounds			PF	TP	A	TO	Blk	Stl	Min	
			FG-FGA	FG-FGA	FT-FTA	Off	Def								Tot
02	Jaylen Seabee	f	5-15	0-4	4-6	2	3	5	4	14	1	2	3	0	42
35	Jerome Beya	f	0-0	0-0	0-0	0	0	0	0	0	0	0	0	1	3
00	Ty Perry	g	3-7	3-6	0-0	1	7	8	2	9	0	0	0	2	43
05	Brett Thompson	g	6-13	3-5	3-7	1	4	5	4	18	2	3	0	0	38
13	Jayvis Harvey	g	5-10	1-3	2-2	1	3	4	4	13	5	2	0	1	39
04	Nolan Causwell		1-2	0-1	0-0	1	1	2	1	2	0	0	0	0	3
10	Grant Slatten		0-1	0-1	1-2	0	1	1	3	1	0	0	0	1	11
11	Grant Strong		0-0	0-0	1-2	1	1	2	0	1	0	0	0	0	7
30	Diante Wood		8-15	0-0	8-10	2	5	7	5	24	4	2	0	0	39
Team						0	3	3							
Totals			28-63	7-20	19-29	9	28	37	23	82	12	9	3	5	225

FG % 1st Half: 11-31 35.5% 2nd half: 16-26 61.5% OT: 1-6 16.7% Game: 28-63 44.4% Deadball  
 3FG % 1st Half: 3-12 25.0% 2nd half: 4-6 66.7% OT: 0-2 0.0% Game: 7-20 35.0% Rebounds  
 FT % 1st Half: 4-9 44.4% 2nd half: 10-14 71.4% OT: 5-6 83.3% Game: 19-29 65.5% 4

Officials: Blake Harris,James Hicks,Steve Divine

Technical fouls: Southeast Mo. St.-None. Tennessee Tech-None.

Attendance: 1728

2022-23 Men's Basketball. Round: 0. Southeast Mo. St. vs Tennessee Tech. Playe

Score by periods	1st	2nd	OT	Total
Southeast Mo. St.	35	40	14	89
Tennessee Tech	29	46	7	82

Points	In	Off	2nd	Fast	Bench
Paint	Paint	T/O	Chance	Break	
SEMO	32	14	13	7	4
TNTech	34	17	11	5	28

Last FG - SEMO OT-01:07, TNTech OT-02:37.

Largest lead - SEMO by 11 2nd-18:50, TNTech by 4 OT-02:37.

SEMO led for 40:12. TNTech led for 03:12. Game was tied for 01:32.

Score tied - 5 times.

Lead changed - 6 times.

