



SOUTHEAST MISSOURI BASEBALL

SEMORedhawks.com // @SEMOBaseball

Contact: Jeff Honza, Associate AD Strategic Communications // Office: (573) 651-2933 // redhawk1@me.com

OVC CHAMPS **NCAA TOURN.**
2002 • 2014 • 2015 1998 • 2002
2016 • 2021 2016 • 2021
OVC TOURN. TITLES
1998 • 2002 • 2016
2021 • 2022



SCHEDULE

February (2-6)

17	at Central Arkansas	W, 11-3
18	at Central Arkansas	L, 0-3
19	at Central Arkansas	L, 4-13
21	at Middle Tennessee ^{ESPN+}	L, 3-8
25	at Abilene Christian (DH)	L, 0-3; W, 23-2
26	at Abilene Christian (DH)	L, 4-7, L, 4-5

March (0-0, 0-0 OVC)

1	Evansville	1 p.m.
3	Milwaukee	3 p.m.
4	Milwaukee	2 p.m.
5	Milwaukee	1 p.m.
7	Indiana State	3 p.m.
8	Indiana State	3 p.m.
10	Butler	3 p.m.
11	Butler	2 p.m.
12	Butler	1 p.m.
14	at Missouri State	2 p.m.
15	Missouri State ^{ESPN+}	3 p.m.
17	Western Illinois	3 p.m.
18	Western Illinois	2 p.m.
19	Western Illinois	1 p.m.
21	at Arkansas ^{SECN+}	3 p.m.
24	at SIU Edwardsville*	5 p.m.
25	at SIU Edwardsville*	1 p.m.
26	at SIU Edwardsville*	1 p.m.
29	at Evansville	6 p.m.
31	Little Rock* ^{ESPN+}	6 p.m.

April (0-0, 0-0 OVC)

1	Little Rock* ^{ESPN+}	2 p.m.
2	Little Rock* ^{ESPN+}	1 p.m.
4	at Murray State	5 p.m.
6	at Southern Indiana*	6 p.m.
7	at Southern Indiana*	2 p.m.
8	at Southern Indiana*	12 p.m.
11	at Southern Illinois	6 p.m.
14	Tennessee Tech* ^{ESPN+}	6 p.m.
15	Tennessee Tech* ^{ESPN+}	2 p.m.
16	Tennessee Tech* ^{ESPN+}	1 p.m.
21	at Morehead State* ^{ESPN+}	5 p.m.
22	at Morehead State* ^{ESPN+}	2 p.m.
23	at Morehead State* ^{ESPN+}	1 p.m.
25	Southern Illinois ^{ESPN+}	6 p.m.
28	Lindenwood*	6 p.m.
29	Lindenwood*	2 p.m.
30	Lindenwood*	1 p.m.

May (0-0, 0-0 OVC)

2	Murray State ^{ESPN+}	6 p.m.
5	at Kansas State ^{BIG 12 NOW/ESPN+}	6 p.m.
6	at Kansas State ^{BIG 12 NOW/ESPN+}	4 p.m.
7	at Kansas State ^{BIG 12 NOW/ESPN+}	1 p.m.
9	Middle Tennessee ^{ESPN+}	4 p.m.
12	at UT Martin* ^{ESPN+}	5 p.m.
13	at UT Martin* ^{ESPN+}	3 p.m.
14	at UT Martin* ^{ESPN+}	1 p.m.
18	Eastern Illinois* ^{ESPN+}	6 p.m.
19	Eastern Illinois* ^{ESPN+}	6 p.m.
20	Eastern Illinois* ^{ESPN+}	2 p.m.
24	OVC Tournament	Marion, Ill.
25	OVC Tournament	Marion, Ill.
26	OVC Tournament	Marion, Ill.
27	OVC Tournament	Marion, Ill.

All Times Central and Subject to Change
* - Denotes Ohio Valley Conference Game
Home Games in **Bold**

GAME 9 // EVANSVILLE vs. SOUTHEAST MISSOURI

Feb. 28, 2023 // 1 p.m., CT // Capaha Field (2,000) // Cape Girardeau, Mo. // Series: SEMO leads, 25-13-1

Live Stats: SEMORedhawks.com // Twitter: @SEMOBaseball



2-5
0-0 MVC

EVANSVILLE PURPLE ACES

Head Coach Wes Carroll
Career Record (Yrs.) 352-384 (15)
Record at SEMO (Yrs.) 352-384 (15)
MVC Record 123-155



2-6
0-0 OVC

SEMO REDHAWKS

Head Coach Andy Sawyers
Career Record (Yrs.) 244-173 (9)
Record at SEMO (Yrs.) 157-146 (7)
OVC Record 81-63

Southeast Missouri Probable Starting Pitcher

#	Name	Ht.	Wt.	Cl.	Hometown (Previous School)
Wednesday	- TBA	-	-	-	-

// Redhawks Host Evansville Wednesday
Southeast Missouri (2-6) hosts Evansville (2-5) in its first home game of the season Wednesday. First pitch is set for 1 p.m., CT at Capaha Field.

// Follow the Redhawks
Listen live on the radio at ESPN 1220 AM and 93.5 FM. Rusty Hendricks will call the action. Live stats are available at SEMORedhawks.com. Twitter updates will be provided @SEMObaseball. For tickets, call (573) 651-2113 or purchase online at SEMORedhawks.com/Tickets.

// Series History
Southeast Missouri and Evansville hook up for the 40th time Wednesday. SEMO holds a 25-13-1 lead in the all-time series between the teams. SEMO and UE meet for the first time in 14 years. The Redhawks won the last game in the series, 9-4, on Apr. 21, 2009 in Cape Girardeau.

// Midweek Games
The Redhawks face Evansville in their second midweek game of the season. Southeast Missouri is 0-1 in such games after dropping an 8-3 decision at Middle Tennessee (Feb. 21). SEMO

is 31-40 all-time in midweek games under Head Coach Andy Sawyers.

// Home-Openers
Southeast Missouri is 21-10 all-time in home-openers during its NCAA Division I era (since 1992). SEMO is 4-2 in such games under Head Coach Andy Sawyers. Sawyers' home-opening wins came in 2017 (22-2, vs. Western Illinois), 2019 (5-1, vs. Western Michigan), 2021 (4-3, vs. Illinois State) and 2022 (8-7, vs. Bellarmine).

// Lots of Home Games
The Redhawks are at home for 13 of the first 19 days in March. Southeast Missouri begins a nine-game homestand with its midweek tilt vs. Evansville Wednesday. After that, SEMO hosts Milwaukee (Mar. 3-5), Indiana State (Mar. 7-8), Butler (Mar. 10-12), Missouri State (Mar. 15) and Western Illinois (Mar. 17-19).

// Cameron Named OVC Player of the Week
Southeast Missouri outfielder Josh Cameron won the first Ohio Valley Conference Player of the Week award of his career on Feb. 27. A native of Pflugerville, Texas, Cameron hit .471 with three home runs, two triples, a double and six RBI in five starts. He also



scored six runs, walked twice, had one stolen base and boasted a 1.294 slugging percentage. Cameron collected multiple hits in three of his games. He began the week going 2-for-4 with a run scored, double, home run and two RBI at Middle Tennessee (Feb. 21). Cameron then fell a double shy of hitting for the cycle when he went 3-for-4 with four runs, a triple, home run and three RBI at Abilene Christian (Feb. 25). Cameron homered again in game three against the Wildcats before wrapping up the series with two more hits. Eastern Illinois' Ky Hampton was the week's OVC Pitcher of the Week.

// On the Horizon

Southeast Missouri needs only one more win to get 900 during its NCAA Division I lifespan. SEMO is 899-780 since joining the Division I ranks in 1992.

// Offensive Explosion

The Redhawks used a 23-2 victory to split a doubleheader with Abilene Christian (Feb. 25). Southeast Missouri erupted for 23 runs on 21 hits to blow out the Wildcats in the nightcap. SEMO destroyed ACU pitching for nine extra base hits, including four home runs. The Redhawks had 20 RBI with six different players getting both multiple runs and multiple hits. It was SEMO's most runs in a game since the Redhawks put up 26 in a 26-2 win at UT Martin Mar. 26, 2016.

// Career-High for Sperling

Danny Sperling had a career-high five hits against Abilene Christian (Feb. 25). Sperling went 5-for-5 with two runs scored and three RBI. It was the eighth multi-hit game of his career.

// Stauss and Cameron Homer

Against Middle Tennessee (Feb. 21), Wade Stauss and Josh Cameron became the first Redhawks to get a home run this season. Stauss hit a leadoff solo home run in the top of the eighth inning. Cameron then hit his first career home run at SEMO for a two-run blast in the ninth.

// Redhawks Dominate Season-Opener

Southeast Missouri pounded out 13 hits in a dominating 11-3 season-opening win over Central Arkansas (Feb. 17). SEMO scored its most runs in a season-opener in 13 years when the Redhawks began the 2010 campaign with a 13-8 victory over SEC member Auburn. SEMO posted its fourth-straight season-opening win under Head Coach Andy Sawyers. The Redhawks also improved to 14-18 all-time in season-opening games during their NCAA Division I era (since 1992).

// Redhawk Debuts

Twelve players made their Southeast Missouri debuts during opening weekend at Central Arkansas (Feb. 17-19). Josh Cameron, Carlos Aranda, Chance Resetich, Caleb Rodgers, Gunnar Doyle, Yanluis Ortiz, Nolan Ackerman, Haden Dow, Logan Katen, Jonah Sarabia, Michael Laudando and Esteban Hernandez all saw action for the first time in a Redhawk uniform.

// 100 Starts

Jevon Mason made his 100th career start at Central Arkansas (Feb. 17). Mason (106) is now the third active player on this year's roster with over 100 career starts joining Peyton Leeper (118) and Lincoln Andrews (1013).

// Getting on Base

Josh Cameron has reached base in six-straight games. Four players, including Lincoln Andrews, Brett Graber, Carlos Aranda and Peyton Leeper got on base each of the last three contests.

// About Evansville

Evansville, picked third in the 2023 Missouri Valley Conference Preseason Poll, is 2-5 overall this season. UE is coming off a series win vs. Eastern Michigan (Feb. 24-26). Chase Hug (.333) and Brendan Hord (.320) are the two Purple Aces hitting over .300 this season.

2023 OVC Standings (as of Feb. 28)

School	Conference				Overall			
	W	L	T	Pct.	W	L	T	Pct.
Morehead State	0	0	0	.000	8	0	0	1.000
SIUE	0	0	0	.000	5	2	0	.714
Eastern Illinois	0	0	0	.000	4	2	0	.667
Little Rock	0	0	0	.000	4	2	0	.667
Southern Indiana	0	0	0	.000	5	3	0	.625
UT Martin	0	0	0	.000	3	6	0	.333
Lindenwood	0	0	0	.000	2	5	0	.286
Tennessee Tech	0	0	0	.000	2	5	0	.286
Southeast Missouri	0	0	0	.000	2	6	0	.250

This Weekend's Schedule

Tuesday, February 28

Lipscomb at Tennessee Tech, 3:00 p.m.
Morehead State at Kentucky, 3:00 p.m. (SEC Network+)
Lindenwood at Missouri, 3:00 p.m.

Wednesday, March 1

Evansville at Southeast Missouri, 1:00 p.m.
UIC at UT Martin, 6:00 p.m. (ESPN+)

Friday, March 3

Morehead State at Samford (2), 12:00 p.m.
Lindenwood at Texas A&M-Corpus Christi, 1:00 p.m.
Eastern Illinois at Dayton, 2:00 p.m.
Milwaukee at Southeast Missouri, 3:00 p.m.
Western Illinois at SIUE, 3:00 p.m.
Tennessee Tech at Queens, 3:00 p.m.
Valparaiso at Little Rock, 3:00 p.m. (ESPN+)
Kent State at UT Martin, 5:00 p.m. (ESPN+)
Southern Indiana at Washington State, 6:05 p.m.

Saturday, March 4

Eastern Illinois at Dayton (2), 11:00 a.m.
Lindenwood at Texas A&M-Corpus Christi (2), 1:00 p.m.
Western Illinois at SIUE (2), 1:00 p.m.
Tennessee Tech at Queens, 1:00 p.m.
Morehead State at Samford, 1:00 p.m.
Milwaukee at Southeast Missouri, 2:00 p.m.
Valparaiso at Little Rock, 2:00 p.m. (ESPN+)
Kent State at UT Martin, 3:00 p.m. (ESPN+)
Southern Indiana at Washington State, 4:05 p.m.

Sunday, March 5

Eastern Illinois at Dayton, 11:00 a.m.
Tennessee Tech at Queens, 12:00 p.m.
Lindenwood at Texas A&M-Corpus Christi, 1:00 p.m.
Milwaukee at Southeast Missouri, 1:00 p.m.
Western Illinois at SIUE, 1:00 p.m.
Kent State at UT Martin, 1:00 p.m.
Valparaiso at Little Rock, 1:00 p.m. (ESPN+)
Southern Indiana at Washington State, 3:05 p.m.



Southeast Missouri or SEMO

is the preferred reference for Southeast Missouri State University athletic teams. Southeastern Missouri State is **NOT** an acceptable reference.



// Miller Named to NCBWA Stopper of the Year Preseason Watch List

Right-hander Kyle Miller was one of four Ohio Valley Conference players named to the 2023 National Collegiate Baseball Writers Association (NCBWA) Stopper of the Year Preseason Watch List. Miller joined Morehead State's John Bakke and Jarrett Miller, and Eastern Illinois' Zane Robbins on the list. Miller, a Preseason All-Ohio Valley Conference selection, went 8-4 with a 3.35 ERA in 24 relief appearances last season. He picked up six saves and led the Redhawks in wins. Miller struck out 47 and walked 14 in 45.2 innings.

// Season 65

The 2023 campaign marks Southeast Missouri's 65th of college baseball. The Redhawks are in their 32nd season as an NCAA Division I program. SEMO is 1,433-1,168 all-time and 899-780-1 at the NCAA Division I level since the inception of its baseball program. The Redhawks have a 442-301-1 record in Ohio Valley Conference play. SEMO won five OVC regular-season titles (2002, 2014, 2015, 2016, 2021), five OVC Tournament crowns (1998, 2002, 2016, 2021, 2022) and made five NCAA Tournament appearances (1998, 2002, 2016, 2021, 2022) in program history.

// Redhawks Picked to Win OVC

For the second-straight year, Southeast Missouri (128 pts.) was picked first in the Ohio Valley Preseason Poll selected by the league's Head Coaches and Communications Directors. SEMO received 16 of the 18 possible first-place votes. Morehead State, which earned the other two first-place nods, was picked second with 100 points. Eastern Illinois (89 pts.), Little Rock (86 pts.) and Tennessee Tech (78 pts.) rounded out the top five. SIU Edwardsville (76 pts.), UT Martin (41 pts.), Southern Indiana (26 pts.) and Lindenwood (24 pts.) complete this year's predicted order of finish.

// Let's Do it Again

Southeast Missouri enters the 2023 season fresh off back-to-back 30-win campaigns. SEMO went 30-22 overall and swept the Ohio Valley Conference regular-season and tournament titles in 2021. A year later, the Redhawks compiled a 37-22 record and win their second OVC Tournament crown in a row. The 37 wins in 2022 are currently the most in a season with Andy Sawyers at the helm. Another 30-win season in 2023 will make Sawyers the third head coach in program history to record three-consecutive 30-win campaigns.

// Amazing Run

The Redhawks were nearly unbeatable on their home diamond (Capaha Field) in 2022. Southeast Missouri led the nation with a 23-2 home record. The home record was the best in SEMO baseball history. The Redhawks won their first 14 home games a year ago.

// More Program Firsts

Along with its staggering home record, Southeast Missouri won back-to-back Ohio Valley Conference Tournament titles and made the NCAA Tournament two years in a row for the first time in program history. SEMO won three-straight elimination games to claim its OVC Tournament crown in 2022. The Redhawks advanced to the NCAA Regional in Louisville, Kentucky in 2022 and NCAA Regional in Oxford, Mississippi in 2021.

// Preseason All-OVC

Outfielders Jevon Mason and Brett Grabe, and right-handed pitcher Kyle Miller represented Southeast Missouri on this year's Preseason All-Ohio Valley Conference Baseball Team. Mason, who hails from West Des Moines, Iowa, garnered OVC All-Tournament Team accolades in 2022. He ranked fourth on the team with a .317 batting average in 59 starts, including 57 in left field. Mason tied for second on the team with 73 hits, ranked tied for third in doubles (14) and third in home runs (14). His 72 runs scored led the

conference and rated 23rd in the nation.

A native of Sacramento, California, Graber landed was a Second-Team All-OVC pick last season. He finished third on the team with a .321 batting average as one of four players who hit over .300. He posted 10 home runs, 42 runs scored, 70 hits, three triples and 46 RBI. Graber collected multiple hits in 22 of his starts, as well. Miller, who is from Eureka, Missouri, joined Graber as a Second-Team All-OVC selection. He was SEMO's closer who went 8-4 with a 3.35 ERA in 24 relief appearances. Miller picked up six saves and led the Redhawks in wins. He struck out 47 and walked 14 in 45.2 innings.

// Home Run Record

Southeast Missouri broke a program record with 97 home runs in 2022. Five players hit 10 or more home runs for the Redhawks that year. Three of those five in Lincoln Andrews (15), Jevon Mason (14) and Brett Graber (10) are back this season. That trio accounted for over 40 percent of the team's home run output. SEMO's 97 home runs ranked third in the Ohio Valley Conference behind Tennessee Tech (114) and SIU Edwardsville (99).

// 2023 Roster

Southeast Missouri's 2023 roster includes 39 players with nine seniors, 18 juniors, five sophomores and seven freshmen. SEMO welcomes 16 newcomers to this year's club. The Redhawks also have six returning starters in Brett Graber (OF), Jevon Mason (OF), Ty Stauss (OF), Lincoln Andrews (INF), Peyton Leeper (INF), Ben Palmer (INF). Graber, Mason and Stauss are SEMO's top three hitters back. Pitching wise, the Redhawks return Noah Niznik and Collin Wilma, along with relievers Kyle Miller and Anthony Klein.

// Mason Breaks Single-Season Runs Record

Jevon Mason broke Southeast Missouri's all-time single-season record in runs scored with 72 last season. Mason led the Ohio Valley Conference and ranked 23rd in the



nation in that category. He also rated 25th in the country and first in the league with 1.25 runs per game. Mason surpassed current Associate Head Coach and former SEMO standout Trevor Ezell for the new mark.

// Mr. Clutch

Brett Graber has relished the role of being a clutch hitter and that showed several times over the course of the 2022 season. Graber had three walk-off hits and delivered a pair of hits that decided the outcome late in the game a year ago. He delivered a go-ahead single in the top of the 10th inning that sent Southeast Missouri to a win over #22 Dallas Baptist (2/19). Graber hit a three-RBI triple in the bottom of the seventh to lead SEMO to an 8-5 win over Arkansas State (4/5). His walk-off hits included a single in the bottom of the ninth vs. Murray State (4/10), home run in the bottom of the 10th vs. Morehead State (4/22) and three-RBI double in the bottom of the ninth vs. UT Martin (5/14). Not to mention, Graber scored the game-winning run in the bottom of the 10th inning vs. Morehead State (4/22).

// On Deck

Southeast Missouri welcomes Milwaukee for a three-game series this weekend. First pitch of the series is set for 3 p.m., CT Friday at Capaha Field.

// Welcome Back Kinney

Matthew Kinney returned to Cape Girardeau for his second stint as Southeast Missouri's pitching coach. Kinney spent the fall at Davidson and one year before that at Army West Point as pitching coach and recruiting coordinator. Prior to those moves, he was with the Redhawk from 2016-21 working first as a volunteer assistant before taking over as pitching coach and recruiting coordinator.

// 2023 Schedule

Southeast Missouri's 2023 baseball schedule includes 56 games with 28 at Capaha Field this spring. SEMO begins the season on the road for its first eight games making trips to Central Arkansas (Feb. 17-19), Middle Tennessee (Feb. 21) and Abilene Christian (Feb. 24-26). The Redhawks play host to Missouri Valley Conference member Evansville (Mar. 1) in their home-opener. That matchup opens a nine-game homestand that includes three-game series vs. Milwaukee (Mar. 3-5) and Butler (Mar. 10-12) and a two-game midweek set against Indiana State (Mar. 7-8). Missouri State (Mar. 14-15), Western Illinois (Mar. 17-19), Arkansas (Mar. 21), Murray State (Apr. 4), Southern Illinois (Apr. 11, Apr. 25) and Kansas State (May 5-7) are the rest of SEMO's non-conference opponents. Arkansas and Missouri State made the NCAA Tournament along with the Redhawks a year ago. The Redhawks start their 24-game Ohio Valley Conference slate at SIU Edwardsville (Mar. 24-26). SEMO will also travel to Southern Indiana (Apr. 6-8), Morehead State (Apr. 21-23) and UT Martin (May 12-14). The Redhawks face Little Rock (Mar. 31-Apr. 2), Tennessee Tech (Apr. 14-16), Lindenwood (Apr. 28-30) and Eastern Illinois (May 18-20) in their home conference series. This year's OVC Tournament will be held May 24-27 at Rent One Park in Marion, Illinois. The event returns to the venue for the first time since 2019. In 2022, SEMO overcame losing its first game to win three-straight and top No. 1 seed Belmont for its second-straight OVC Tournament crown.

// Fill the Hill Games

A Southeast Missouri baseball tradition continues in 2023 with "Fill the Hill" games. The Redhawks have partnered with Kohlfeld Distributing to bring tailgate days to Capaha Field during selected games this season. Kohlfeld Distributing will provide complimentary adult beverages to fans who provide proof of legal consuming age for the following dates:

March 31	vs. Little Rock
April 14	vs. Tennessee Tech
April 25	vs. Southern Illinois
April 28	vs. Lindenwood
May 2	vs. Murray State
May 19	vs. Eastern Illinois

Bring your own cooler is still permitted during "Fill the Hill" games. Fans are welcome to bring their own coolers stocked with their favorite beverages to the ballpark for a nominal fee at the gate each game. Cost is \$10 per cooler. Coolers may contain beverages only as outside food is prohibited.





SOUTHEAST MISSOURI BASEBALL // NUMERICAL ROSTER

No.	Name	Pos.	Ht.	Wt.	Cl.	B/T	Hometown (High School/College)
00	Nathan MacLaren	OF	5-9	160	Fr.	R/R	Zionsville, Ind. (Carmel)
1	Jevon Mason	OF	5-11	202	Sr.	R/R	West Des Moines, Iowa (West Des Moines Valley/Iowa Western CC)
2	Cole Warehime	INF	6-1	185	Fr.	R/R	Downers Grove, Ill. (Downers Grove South)
5	Danny Sperling	INF	6-1	188	Sr.	L/R	Wauconda, Ill. (Wauconda/McHenry County College)
6	Chance Resetich	UT	5-11	185	Jr.	R/R	Hall, Ill. (Hall/Blackhawk College)
7	Kyle Miller	UT	6-2	210	Jr.	R/R	Eureka, Mo. (Eureka)
8	Ty Stauss	UT	5-10	190	Jr.	L/R	Wildwood, Mo. (Lafayette)
9	Gunnar Doyle	UT	6-0	190	Jr.	L/L	Oak Creek, Wis. (Oak Creek/Madison College)
10	Lincoln Andrews	INF	6-4	228	Jr.	L/R	Canon City, Colo. (Canon City)
11	Ben Palmer	INF	6-3	180	Jr.	R/R	Fridley, Minn. (Totino-Grace/Iowa Western CC)
12	Nolan Ackerman	C	6-0	205	Jr.	R/R	Parker, Colo. (Chaparral/College of San Mateo)
13	Caleb Rodgers	INF	5-10	180	Fr.	R/R	Little Rock, Ark. (Pulaski Academy)
14	Peyton Leeper	UT	5-11	200	Jr.	S/R	Mokane, Mo. (South Callaway)
15	Gavin Johnston	RHP	6-2	190	Fr.	R/R	Arnold, Mo. (Seckman)
16	Payton Lawrence	RHP	6-3	180	Jr.	R/R	Dixon, Ill. (Dixon/Blackhawk College)
17	Josh Cameron	OF	6-4	195	Jr.	R/L	Pflugerville, Texas (Hendrickson/Butler County CC)
18	Noah Niznik	LHP	5-11	196	Sr.	L/L	Imperial, Mo. (St. John Vianney)
19	Spencer Parker	OF	6-1	210	Sr.	L/R	Lee's Summit, Mo. (Lee's Summit/Iowa Western CC)
20	Jonah Sarabia	RHP	6-3	185	Fr.	R/R	Columbia, Mo. (Father Tolton)
21	Logan Katen	LHP	6-0	170	Jr.	L/L	Wentzville, Mo. (Holt/Lindenwood)
22	Haden Dow	LHP	6-1	200	Jr.	L/L	St. John, New Brunswick, Canada (Prospects Academy)
23	Brett Graber	OF	6-0	190	Sr.	R/R	Sacramento, Calif. (Capital Christian School/Cosumnes River College)
24	Collin Wilma	RHP	6-4	190	Jr.	R/R	Tinley Park, Ill. (Tinley Park)
25	Ethan Osborne	LHP	6-1	180	So.	L/L	Ashland, Mo. (Southern Boone)
26	Fischer Rausch	RHP	6-5	237	Jr.	R/R	St. Louis, Mo. (Valley Park)
27	Carlos Aranda	OF	6-1	185	Sr.	R/R	Santo Domingo, Dominican Republic (Colegio Triumfare/N. Illinois)
28	Anthony Klein	RHP	6-1	225	R-So.	R/R	St. Louis, Mo. (Parkway Central)
30	Tommy Windt	UT	6-3	212	Jr.	R/R	Orland Park, Ill. (Carl Sandburg/South Suburban College)
31	Michael Laudando	UT	6-2	180	So.	R/R	Westchester, Ill. (St. Laurence/Rockhurst University)
32	Jeb Callaghan	LHP	6-1	222	Sr.	L/L	Yakima, Wash. (Naches Valley/George Washington)
33	Bryce Grossius	RHP	6-2	210	Sr.	R/R	St. Louis, Mo. (St. Mary's)
34	Alex Esker	LHP	6-4	200	So.	L/L	St. Louis, Mo. (Christian Brothers College)
35	Eddie White	RHP	6-0	165	Fr.	R/R	Kansas City, Mo. (Bishop Miege)
36	Tanner Mueller	RHP	6-5	205	So.	R/R	Wentzville, Mo. (Lutheran St. Charles)
37	Hunter Ralls	RHP	6-3	190	Sr.	R/R	Anna, Ill. (Anna-Jonesboro)
38	Esteban Hernandez	RHP	6-0	175	Jr.	R/R	Yuma, Ariz. (Cibola/South Mountain CC)
39	Corbin Guthman	RHP	6-3	190	Fr.	R/R	Murphysboro, Ill. (Murphysboro)
44	Yanluis Ortiz	C	5-10	205	Jr.	R/R	Southlake, Texas (Southlake Carroll/Grayston College)
55	Michael Moore	RHP	6-5	210	Jr.	R/R	Vernon Hills, Ill. (Vernon Hills/McHenry County College)

Coaches & Staff

3	Andy Sawyers, Head Coach (Seventh Year)
4	Trevor Ezell, Associate Head Coach/Hitting (Third Year)
88	Matthew Kinney, Assistant Coach/Pitching (First Year)
99	Harrison Heffley, Volunteer Assistant (First Year)
40	Connery O'Donnell, Student Assistant
	Ryan Napoli, Strength & Conditioning
	Ben Fox, Athletic Trainer
	Connor Rooney, Manager
	Kaiyu Atsumi, Manager

Pronunciations

Carlos Aranda	ah-RON-duh
Bryce Grossius	grocius (like grocery)
Logan Katen	KAY-ten
Jevon Mason	JUH-von
Noah Niznik	nez-nick
Yanluis Ortiz	yan-lou-ees
Chance Resetich	ruh-set-itch
Jonah Sarabia	suh-ROB-ee-uh
Ty Stauss	stauss (sounds like house)

SOUTHEAST MISSOURI BASEBALL // ALPHABETICAL ROSTER



No.	Name	Pos.	Ht.	Wt.	Cl.	B/T	Hometown (High School/College)
12	Nolan Ackerman	C	6-0	205	Jr.	R/R	Parker, Colo. (Chaparral/College of San Mateo)
10	Lincoln Andrews	INF	6-4	228	Jr.	L/R	Canon City, Colo. (Canon City)
27	Carlos Aranda	OF	6-1	185	Sr.	R/R	Santo Domingo, Dominican Republic (Colegio Triumfante/N. Illinois)
32	Jeb Callaghan	LHP	6-1	222	Sr.	L/L	Yakima, Wash. (Naches Valley/George Washington)
17	Josh Cameron	OF	6-4	195	Jr.	R/L	Pflugerville, Texas (Hendrickson/Butler County CC)
22	Haden Dow	LHP	6-1	200	Jr.	L/L	St. John, New Brunswick, Canada (Prospects Academy)
9	Gunnar Doyle	UT	6-0	190	Jr.	L/L	Oak Creek, Wis. (Oak Creek/Madison College)
34	Alex Esker	LHP	6-4	200	So.	L/L	St. Louis, Mo. (Christian Brothers College)
23	Brett Graber	OF	6-0	190	Sr.	R/R	Sacramento, Calif. (Capital Christian School/Cosumnes River College)
33	Bryce Grossius	RHP	6-2	210	Sr.	R/R	St. Louis, Mo. (St. Mary's)
39	Corbin Guthman	RHP	6-3	190	Fr.	R/R	Murphysboro, Ill. (Murphysboro)
38	Esteban Hernandez	RHP	6-0	175	Jr.	R/R	Yuma, Ariz. (Cibola/South Mountain CC)
15	Gavin Johnston	RHP	6-2	190	Fr.	R/R	Arnold, Mo. (Seckman)
21	Logan Katen	LHP	6-0	170	Jr.	L/L	Wentzville, Mo. (Holt/Lindenwood)
28	Anthony Klein	RHP	6-1	225	R-So.	R/R	St. Louis, Mo. (Parkway Central)
31	Michael Laudando	UT	6-2	180	So.	R/R	Westchester, Ill. (St. Laurence/Rockhurst University)
16	Payton Lawrence	RHP	6-3	180	Jr.	R/R	Dixon, Ill. (Dixon/Blackhawk College)
14	Peyton Leeper	UT	5-11	200	Jr.	S/R	Mokane, Mo. (South Callaway)
00	Nathan MacLaren	OF	5-9	160	Fr.	R/R	Zionsville, Ind. (Carmel)
1	Jevon Mason	OF	5-11	202	Sr.	R/R	West Des Moines, Iowa (West Des Moines Valley/Iowa Western CC)
7	Kyle Miller	UT	6-2	210	Jr.	R/R	Eureka, Mo. (Eureka)
55	Michael Moore	RHP	6-5	210	Jr.	R/R	Vernon Hills, Ill. (Vernon Hills/McHenry County College)
36	Tanner Mueller	RHP	6-5	205	So.	R/R	Wentzville, Mo. (Lutheran St. Charles)
18	Noah Niznik	LHP	5-11	196	Sr.	L/L	Imperial, Mo. (St. John Vianney)
44	Yanluis Ortiz	C	5-10	205	Jr.	R/R	Southlake, Texas (Southlake Carroll/Grayston College)
25	Ethan Osborne	LHP	6-1	180	So.	L/L	Ashland, Mo. (Southern Boone)
11	Ben Palmer	INF	6-3	180	Jr.	R/R	Fridley, Minn. (Totino-Grace/Iowa Western CC)
19	Spencer Parker	OF	6-1	210	Sr.	L/R	Lee's Summit, Mo. (Lee's Summit/Iowa Western CC)
37	Hunter Ralls	RHP	6-3	190	Sr.	R/R	Anna, Ill. (Anna-Jonesboro)
26	Fischer Rausch	RHP	6-5	237	Jr.	R/R	St. Louis, Mo. (Valley Park)
6	Chance Resetich	UT	5-11	185	Jr.	R/R	Hall, Ill. (Hall/Blackhawk College)
13	Caleb Rodgers	INF	5-10	180	Fr.	R/R	Little Rock, Ark. (Pulaski Academy)
20	Jonah Sarabia	RHP	6-3	185	Fr.	R/R	Columbia, Mo. (Father Tolton)
5	Danny Sperling	INF	6-1	188	Sr.	L/R	Wauconda, Ill. (Wauconda/McHenry County College)
8	Ty Stauss	UT	5-10	190	Jr.	L/R	Wildwood, Mo. (Lafayette)
2	Cole Warehime	INF	6-1	185	Fr.	R/R	Downers Grove, Ill. (Downers Grove South)
35	Eddie White	RHP	6-0	165	Fr.	R/R	Kansas City, Mo. (Bishop Miege)
24	Collin Wilma	RHP	6-4	190	Jr.	R/R	Tinley Park, Ill. (Tinley Park)
30	Tommy Windt	UT	6-3	212	Jr.	R/R	Orland Park, Ill. (Carl Sandburg/South Suburban College)

Roster Breakdown

Total Squad Members	39
Seniors	9
Juniors	18
Sophomores	5
Freshmen	7
Newcomers	16
Position Starters Returning/Lost	6/3
Starting Pitchers Returning/Lost	2/1





SOUTHEAST MISSOURI BASEBALL // RADIO/TV ROSTER



Nathan MacLaren
OF / 5-9 / 190 / Fr. / R-R
Zionsville, Ind.



Jevon Mason
OF / 5-11 / 202 / Sr. / R-R
West Des Moines, Iowa



Cole Warehime
INF / 6-1 / 185 / Fr. / R-R
Downers Grove, Ill.



Danny Sperling
INF / 6-1 / 188 / Sr. / L-R
Wauconda, Ill.



Chance Resetich
UT / 5-11 / 185 / Jr. / R-R
Hall, Ill.



Kyle Miller
UT / 6-2 / 210 / Jr. / R-R
Eureka, Mo.



Ty Stauss
UT / 5-10 / 190 / Jr. / L-R
Wildwood, Mo.



Gunnar Doyle
UT / 6-0 / 190 / Jr. / L-L
Oak Creek, Wis.



Lincoln Andrews
INF / 6-4 / 228 / Jr. / L-R
Canon City, Colo.



Ben Palmer
INF / 6-3 / 180 / Jr. / R-R
Fridley, Minn.



Nolan Ackerman
C / 6-0 / 205 / Jr. / R-R
Parker, Colo.



Caleb Rodgers
INF / 5-10 / 180 / Fr. / R-R
Little Rock, Ark.



Peyton Leeper
UT / 5-11 / 200 / Jr. / S-R
Mokane, Mo.



Gavin Johnston
RHP / 6-2 / 190 / Fr. / R-R
Arnold, Mo.



Payton Lawrence
RHP / 6-3 / 180 / Jr. / R-R
Dixon, Ill.



Josh Cameron
OF / 6-4 / 195 / Jr. / R-L
Pflugerville, Texas



Noah Niznik
LHP / 5-11 / 196 / Sr. / L-L
Imperial, Mo.




Spencer Parker
OF / 6-1 / 210 / Sr. / L-R
Lee's Summit, Mo.



Jonah Sarabia
RHP / 6-3 / 185 / Fr. / R-R
Columbia, Mo.



Logan Katen
LHP / 6-0 / 170 / Jr. / L-L
Wentzville, Mo.



Haden Dow
LHP / 6-1 / 200 / Jr. / L-L
New Brunswick, Canada



Brett Graber
OF / 6-0 / 190 / Sr. / R-R
Sacramento, Calif.



Collin Wilma
RHP / 6-4 / 190 / Jr. / R-R
Tinley Park, Ill.



Ethan Osborne
LHP / 6-1 / 180 / So. / L-L
Ashland, Mo.



Fischer Rausch
RHP / 6-5 / 237 / Jr. / R-R
St. Louis, Mo.

SOUTHEAST MISSOURI BASEBALL // RADIO/TV ROSTER



Carlos Aranda
OF / 6-1 / 185 / Sr. / R-R
Santo Domingo, Dominican Rep.



Anthony Klein
RHP / 6-1 / 225 / R-So. / R-R
St. Louis, Mo.



Tommy Windt
RHP / 6-3 / 212 / Jr. / R-R
Orland Park, Ill.



Michael Laudando
RHP / 6-2 / 180 / So. / R-R
Westchester, Ill.



Jeb Callaghan
LHP / 6-1 / 222 / Sr. / L-L
Yakima, Wash.




Bryce Grossius
RHP / 6-2 / 210 / Sr. / R-R
St. Louis, Mo.



Alex Esker
LHP / 6-4 / 200 / So. / L-L
St. Louis, Mo.



Eddie White
RHP / 6-0 / 165 / Fr. / R-R
Kansas City, Mo.



Tanner Mueller
RHP / 6-5 / 205 / So. / R-R
Wentzville, Mo.



Hunter Ralls
RHP / 6-3 / 190 / Sr. / R-R
Anna, Ill.



Esteban Hernandez
RHP / 6-0 / 175 / Jr. / R-R
Yuma, Ariz.



Corbin Guthman
RHP / 6-3 / 190 / Fr. / R-R
Murphysboro, Ill.



Yanluis Ortiz
C / 5-10 / 205 / Jr. / R-R
Southlake, Texas



Michael Moore
RHP / 6-5 / 210 / Jr. / R-R
Vernon Hills, Ill.



Andy Sawyers
Head Coach
Seventh Year




Trevor Ezell
Associate Head Coach
Third Year




Matthew Kinney
Assistant Coach
First Year



Harrison Heffley
Volunteer Assistant Coach
First Year



Connery O'Donnell
Student Assistant Coach
First Year




Connor Rooney
Manager



Kaiyu Atsumi
Manager



Ryan Napoli
Director of Sports
Performance



Ben Fox
Athletic Trainer



SOUTHEAST MISSOURI BASEBALL // HEAD COACH ANDY SAWYERS



REDHAWK BASEBALL

Andy SAWYERS

Head Coach // Seventh Year // Nebraska, 1998

The 2023 season marks Andy Sawyers' seventh as Southeast Missouri's head coach.

In the last two years alone, Sawyers led SEMO to one Ohio Valley Conference regular-season title, back-to-back OVC Tournament crowns and two NCAA Tournament appearances. For the first time in program history, the Redhawks claimed the league's OVC Tournament title and advanced to the NCAA Tournament in consecutive seasons during the 2021 and 2022 campaigns.

During the 2022 season, SEMO compiled a 37-22 overall record and finished second in the OVC with a 16-8 mark. The Redhawks, after dropping their first game of the conference tournament, won three-straight elimination games to secure their second-straight OVC Tournament championship. SEMO outlasted top-seeded Belmont, 5-4, in 10 innings to get the title.

The Redhawks later represented the OVC at the NCAA Regional in Louisville, Kentucky. That trip came a year after SEMO advanced to the NCAA Regional in Oxford, Mississippi.

SEMO was nearly unbeatable at home in 2022, where it led the

nation with a 23-2 record. The Redhawks won their first 14 games at Capaha Field en route to their best home record in program history. In addition, the Redhawks finished the year with 24 come-from-behind victories.

The Redhawks hit a program record 97 home runs with five players getting 10 or more. SEMO also had seven All-OVC selections, two American Baseball Coaches Association (ABCA)/Rawlings All-South Region picks and one draft pick (Andrew Keck, 10th round, Atlanta Braves) in 2022.

Academically, SEMO's baseball team recently recorded a 3.45 grade point average for its best fall term GPA in program history. During the 2021-22 academic year, the Redhawks had two OVC Medal of Honor recipients and 20 Commissioner's Honor Roll selections.

In terms of winning percentage, Sawyers' baseball program is the second-winningest in SEMO's Department of Athletics with a .546 percentage over the last seven seasons. The Redhawks accumulated a total of 194 wins and won at a .592 rate in OVC play (103-71). SEMO won 30 or more games

each of the last two years and Sawyers is in position to become the third head coach in program history to post three-consecutive 30-win seasons.

Sawyers was named OVC Coach of the Year after leading SEMO to a sweep of league's regular-season and tournament titles in 2021. The Redhawks finished that championship season with an overall 30-22 record and 17-10 in the OVC. SEMO recorded 30 wins in a season for the first time with Sawyers at the helm and posted series wins in eight of its nine series against league foes in 2021.

Sawyers coached his first OVC Specialty Award-Winner when left-hander Dylan Dodd was tabbed the league's Pitcher of the Year.

Dodd later became the highest draft pick in program history when he was selected in the third round by the Atlanta Braves in the 2021 Major League Draft. Additionally, Dodd wrapped up his final college season as a Second-Team Collegiate Baseball All-American.

Statistically, SEMO led the OVC with 14 saves and a .967 fielding percentage after committing just 49 errors in 52 contests. The Redhawks were also second in the conference in wins as their 30 victories marked the most in a season in five years.

In 2020, SEMO had an overall record of 9-8 and a 2-1 mark in OVC play when its season abruptly ended due to a global COVID-19 pandemic. The Redhawks heated up to win seven of nine contests prior to the end of competition.

The Redhawks led the OVC in batting average (.314), hits (188), triples (9), plate appearances (707), at-bats (598), hit by pitch (26), stolen bases (36), fewest walks allowed (54) and fielding percentage (.976), and rated second

in slugging percentage (.503), on-base percentage (.404), runs (129), RBI (121) and home runs (21) at the time their 2020 campaign came to a close. SEMO also ranked among the top 10 teams in the nation in hits (6th) and triples (8th).

Individually, Justin Dirden led the conference in slugging percentage (.900), RBI (26), home runs (9), hits (29), total bases (63) and stolen bases (9) before signing as an undrafted free agent with the Houston Astros.

Shortstop Tyler Wilber topped the OVC in runs (26) and center fielder Danny Wright tied a league-high with 29 hits when play was suspended.

Pitching wise, left-handers Dylan Dodd (2-1, 36 Ks) and Noah Niznik (3-0, 15 Ks) were a combined 5-1 with 51 strikeouts and two complete game shutouts through four starts in 2020.

Before they took the field in 2019, the Redhawks ushered in a state-of-the-art hitting facility adjacent to Capaha Field. The 4,000-square foot facility can fit up to four batting cages and is equipped with portable pitching mounds. It also had HitTrax Rapsodo technology which is used to enhance overall player performance through real-time stats and performance metrics.

SEMO went 23-32 during an injury-riddled 2019 campaign. The Redhawks played without five of their position starters for much of the season.

Despite the misfortune with injuries, SEMO had a pair of All-OVC performers in Wilber and Niznik.

A First-Team selection, Wilber led the OVC with a .383 batting average and was the Redhawks leader in hits (80) doubles (19), triples (3), RBI (40), slugging percentage (.531) and on-base percentage (.480).



Niznik, who landed a spot on the All-Newcomer Team, started 13 games as a freshman. He led the team with a 3.63 ERA, ranked second in innings (62) and third in both strikeouts (49) and wins (3).

The year before that, Sawyers guided the 2018 squad to the program's 13th consecutive OVC Tournament berth as the Redhawks finished 27-30 overall and second in the conference with a 20-10 record.

That team produced three First-Team All-OVC performers, including Carlos Vega, Trevor Ezell and Dirden.

Sawyers was hired as the sixth head coach in program history on July 29, 2016.

In his first year as an NCAA Division I head coach in 2017, Sawyers led the Redhawks to a winning season (29-26 overall, 16-14 OVC). He also picked up his first career OVC Tournament win along the way.

First-Team pick Dan Holst, Second-Team selections Brian Lees, Chris Osborne, Justin Murphy and Clay Chandler, and All-Newcomer Team member Danny Wright formed a group of six All-OVC players in Sawyers' debut season as a Division I head coach.

In all, Sawyers has over two decades worth of collegiate coaching experience.

Prior to arriving in Cape Girardeau, he worked two seasons as the Associate Head Coach/Offensive Coordinator at Big 12 Conference member Kansas State. There, Sawyers oversaw the hitters and catchers, while helping coordinate recruiting efforts.

Sawyers has coached in two College World Series, two NCAA Super Regionals and nine NCAA Tournaments during his coaching tenure. He has mentored 41 Major

League Baseball draft picks, including two first-round selections and ten top-10 round picks.

The Wildcats ranked fourth in the Big 12 offensively with a .284 team batting average in 2016. K-State's offense registered a .400 slugging percentage and .372 on-base percentage, scored 335 runs, had 550 hits, belted 100 doubles, notched 17 triples, and finished with 30 home runs and 300 RBI.

Sawyers coached freshman Josh Rolette who garnered Louisville Slugger Freshman All-American honors in 2016. He also helped mentor Jake Scudder who was named Big 12 Newcomer of the Year. The Wildcats had three student-athletes on the All-Big 12 Teams that season.

The 2015 and 2016 campaigns were Sawyers' second stint at K-State.

He previously served as an assistant coach for the Wildcats in 2009 and 2010. Sawyers helped lead K-State to an 80-30-1 record and the first two NCAA Regional appearances in school history over that span.

The 2009 season was a year of power for the Wildcats under Sawyers. The team hit 22 triples and 58 home runs, most in both categories since 1997. The offense shined when it came to stolen bases as the 149 steals were second-most in the nation and just two shy of breaking the Big 12 record. Overall, the team finished among Big 12 leaders in on-base percentage (2nd, .399), runs scored (2nd, 458), hits (2nd, 675), RBI (2nd, 420), doubles (3rd, 123), and fewest strikeouts (4th, 393).

Six Wildcats claimed All-Big 12 honors in 2009, including outfielder Nick Martini, who also garnered Louisville Slugger Freshman All-

America honors, and Justin Bloxom and Carter Jurica, who finished fourth and eighth, respectively, in the Big 12 in batting average.

The 2010 squad matched the success of 2009 by also reaching the NCAA postseason, and the offense topped the previous season totals in batting average (.323 in 2010; .317 in 2009), runs per game (7.6 vs. 7.4) and OBP (.426 vs. .399).

Before K-State, Sawyers spent four seasons as Associate Head Coach at Texas A&M (2011-14). Those four seasons at Texas A&M represented the end of Sawyers' five-year stint with the Aggies after he spent 2008 as a volunteer assistant coach.

In each of those five seasons, Sawyers helped Texas A&M reach an NCAA Regional while also winning a pair of Big 12 championships. In addition, he coached standouts Tyler Naquin - 2011 Big 12 Player of the Year, All-American and a first round pick by the Cleveland Indians in 2012 - and Krey Bratson, a 2011 Freshman All-American.

Before his appointment at Texas A&M in 2008, Sawyers worked with current Aggie head coach Rob Childress as an assistant coach and recruiting coordinator at Nebraska from 2003-07.

While in Lincoln, he helped the Huskers earn four trips to the NCAA Tournament, including an appearance at the 2005

■ The Sawyers File

Experience:

23rd Year (Seventh at SEMO)

Hometown:

Willits, Calif.

Birthdate:

May 24, 1975

Alma Mater:

Nebraska, 1998

Education:

B.A. History (Nebraska)
M.S. Education (Nebraska)

Date Hired:

July 29, 2016

Family:

Wife - Dena
Children - A.J., Alex

Playing Experience:

Point Loma Nazarene, 1994
Mendocino College, 1996
Nebraska, 1997-98

Coaching Experience:

Northwestern State, Volunteer Asst., 1999
Nebraska, Volunteer Asst., 2000
Hutchinson CC, Head Coach, 2001-02
Nebraska, Assistant Coach, 2003-07
Texas A&M, Volunteer Asst., 2008
Kansas State, Assistant Coach, 2009-10
Texas A&M, Assoc. Head Coach, 2011-14
Kansas State, Assoc. Head Coach, 2015-16
Southeast Missouri, Head Coach, 2017-pr.



SOUTHEAST MISSOURI BASEBALL // HEAD COACH ANDY SAWYERS

College World Series. Sawyers, who lettered two years at Nebraska, worked with 12 Huskers who were selected in the MLB Draft, including Alex Collegiate Baseball.

After working as the volunteer assistant at Nebraska in 2000, Sawyers worked the 2001 and 2002 seasons as head coach at Hutchinson Community College, compiling an 87-30 record and two postseason berths. In 2001, the Dragons went 40-16 and won the Jayhawk West Sub-Regional, while the 2002 squad set a school record with 47 wins and was ranked as high as seventh by the NJCAA.

Sawyers' coaching career began at Northwestern (La.) State in 1999 as a volunteer assistant coach, helping the Demons finish second in the Southland Conference.

He first played collegiately at Point Loma (Calif.) Nazarene College in 1994. Following a year off, he played at Mendocino (Calif.) Junior College in 1996 before finishing up his playing career at Nebraska.

A native of Willits, California, Sawyers received his bachelor (1998) and master's (2000) degrees from Nebraska. He is married to the former Dena Lindeblad and the couple have two sons, Andrew James (A.J.) and Alex.

Sawyers' Year-by-Year Records

Year	School	Assignment	Record	Conf./Finish	Postseason
1999	Northwestern State	Volunteer Assistant	38-21	18-9/2nd	-
2000	Nebraska	Volunteer Assistant	51-17	21-9/2nd	NCAA Super Regional
2001	Hutchinson CC	Head Coach	40-16	-	Sub-Regional
2002	Hutchinson CC	Head Coach	47-11	-	Sub-Regional
2003	Nebraska	Assistant Coach	47-18	20-7/1st	NCAA Regional
2004	Nebraska	Assistant Coach	36-23	11-16/8th	-
2005	Nebraska	Assistant Coach	57-15	19-8/1st	NCAA College World Series
2006	Nebraska	Assistant Coach	42-17	17-10/3rd	NCAA Regional
2007	Nebraska	Assistant Coach	32-27	14-13/4th	NCAA Regional
2008	Texas A&M	Volunteer Assistant	46-19	19-8/1st	NCAA Super Regional
2009	Kansas State	Assistant Coach	43-18-1	14-11-1/4th	NCAA Regional
2010	Kansas State	Assistant Coach	37-22	14-12/3rd	NCAA Regional
2011	Texas A&M	Assoc. Head Coach	47-22	19-8/t1st	NCAA College World Series
2012	Texas A&M	Assoc. Head Coach	43-18	16-8/2nd	NCAA Regional
2013	Texas A&M	Assoc. Head Coach	34-29	13-16/6th	NCAA Regional
2014	Texas A&M	Assoc. Head Coach	36-26	14-16/5th	NCAA Regional
2015	Kansas State	Assoc. Head Coach	27-30	10-14/6th	-
2016	Kansas State	Assoc. Head Coach	26-31	8-16/8th	-
2017	Southeast Missouri	Head Coach	29-26	16-14/5th	OVC Tournament
2018	Southeast Missouri	Head Coach	27-30	20-10/2nd	OVC Tournament
2019	Southeast Missouri	Head Coach	23-32	10-20/10th	-
2020*	Southeast Missouri	Head Coach	9-8	2-1	-
2021	Southeast Missouri	Head Coach	30-22	17-10/1st	NCAA Regional
2022	Southeast Missouri	Head Coach	37-22	16-8/2nd	NCAA Regional
2023	Southeast Missouri	Head Coach	2-6	0-0	-

* - Season ended due to COVID-19 pandemic

Overall Record as a Head Coach: 244-173 (9 years)

Record at Southeast Missouri, 157-146, 81-63 Ohio Valley Conference (7 years)

Record at Hutchinson CC, 87-27 (2 years)

Record as a college associate head coach, 213-156

Record as a college assistant coach, 294-140-1

Record as a volunteer assistant coach, 135-57

Coaching Honors

2021 OVC Coach of the Year



2023 Statistics

Record: 2-6 Home: 0-0 Away: 2-6 OVC: 0-0

Player	avg	gp-gs	ab	r	h	2b	3b	hr	rbi	tb	slg%	bb	hp	so	gdp	ob%	sf	sh	sb-att	po	a	e	fld%
17 CAMERON, Josh	.379	8-8	29	9	11	2	2	3	6	26	.897	2	3	5	0	.471	0	0	1-1	24	0	0	1.000
5 SPERLING, Danny	.286	6-6	21	6	6	1	0	0	3	7	.333	2	2	5	1	.400	0	0	0-0	4	9	0	1.000
10 ANDREWS, Lincoln	.259	8-8	27	5	7	1	0	2	6	14	.519	2	3	4	1	.375	0	0	0-0	51	3	0	1.000
23 GRABER, Brett	.250	8-8	28	3	7	2	0	0	2	9	.321	2	1	7	0	.323	0	2	0-0	14	0	0	1.000
27 ARANDA, Carlos	.222	8-7	18	5	4	0	0	1	3	7	.389	3	2	6	1	.391	0	0	0-0	0	0	0	.000
1 MASON, Jevon	.185	8-7	27	5	5	1	0	0	5	6	.222	4	1	8	0	.303	1	0	2-2	10	0	0	1.000
6 RESETICH, Chance	.179	8-7	28	6	5	2	0	1	5	10	.357	0	0	7	1	.179	0	0	0-0	13	13	0	1.000
8 STAUSS, Ty	.176	7-6	17	5	3	0	0	1	3	6	.353	2	2	2	0	.333	0	0	0-0	23	1	0	1.000
14 LEEPER, Peyton	.174	8-8	23	3	4	1	0	1	4	8	.348	4	2	6	0	.345	0	1	1-1	9	17	3	.897

19 PARKER, Spencer	.600	2-1	5	1	3	1	0	0	2	4	.800	0	0	1	0	.600	0	0	0-0	0	0	0	.000
12 ACKERMAN, Nolan	.500	3-1	4	0	2	0	0	0	2	2	.500	1	0	0	0	.600	0	1	0-0	21	0	0	1.000
11 PALMER, Ben	.000	3-2	6	0	0	0	0	0	1	0	.000	1	0	3	0	.143	0	0	0-1	1	1	1	.667
13 RODGERS, Caleb	.000	3-1	5	0	0	0	0	0	0	0	.000	0	0	3	0	.000	0	0	0-0	2	6	0	1.000
9 DOYLE, Gunnar	.000	4-1	5	0	0	0	0	0	0	0	.000	1	0	3	0	.167	0	0	0-0	1	0	0	1.000
44 ORTIZ, Yanluis	.000	2-1	2	0	0	0	0	0	0	0	.000	0	0	0	0	.000	0	0	0-0	8	2	0	1.000
2 WAREHIME, Cole	.000	1-0	0	1	0	0	0	0	0	0	.000	0	1	0	0	1.000	0	0	0-0	0	1	0	1.000
Totals	.233	8	245	49	57	11	2	9	42	99	.404	24	17	60	4	.341	1	4	4-5	182	62	4	.984
Opponents	.306	8	242	44	74	12	3	11	38	125	.517	17	12	51	4	.376	3	4	10-11	198	67	6	.978

LOB - Team (44), Opp (52). DPs turned - Team (6), Opp (4). IBB - Team (0), Opp (1). Picked off - CAMERON, J. 1.

(All games Sorted by Earned run avg)

Player	era	w-l	app	gs	cg	sho	sv	ip	h	r	er	bb	so	2b	3b	hr	b/avg	wp	hp	bks	sfa	sha
22 DOW, Haden	1.29	0-1	2	2	0	0/0	0	7.0	5	1	1	2	3	0	0	1	.192	1	1	0	0	0
24 WILMA, Collin	3.00	0-1	2	2	0	0/0	0	6.0	8	2	2	5	3	3	0	0	.333	0	1	0	0	1
16 LAWRENCE, Payton	4.32	0-0	3	1	0	0/0	0	8.1	8	4	4	1	10	1	0	0	.258	2	1	0	1	0
18 NIZNIK, Noah	4.32	0-1	2	2	0	0/0	0	8.1	10	5	4	0	9	2	0	1	.323	0	1	0	1	0

26 RAUSCH, Fischer	0.00	0-0	2	0	0	0/0	0	2.2	1	0	0	1	3	0	1	0	.125	0	1	0	1	0
35 WHITE, Eddie	0.00	0-0	1	0	0	0/0	0	1.0	0	0	0	0	2	0	0	0	.000	0	0	0	0	0
37 RALLS, Hunter	1.59	1-0	2	0	0	0/0	0	5.2	2	1	1	1	2	0	0	1	.105	0	0	0	0	0
20 SARABIA, Jonah	4.50	0-1	2	0	0	0/0	0	2.0	2	1	1	1	1	0	0	0	.286	0	1	0	0	0
33 GROSSIUS, Bryce	6.23	1-1	2	1	0	0/0	0	4.1	6	3	3	1	4	0	0	1	.333	0	3	1	0	0
25 OSBORNE, Ethan	6.75	0-0	2	0	0	0/0	0	4.0	9	3	3	0	4	1	0	0	.429	0	0	0	0	0
21 KATEN, Logan	8.10	0-0	2	0	0	0/0	0	3.1	3	3	3	1	4	0	0	2	.214	0	1	1	0	0
31 LAUDANDO, Michael	16.20	0-0	2	0	0	0/0	0	1.2	3	3	3	2	2	0	1	0	.429	1	0	0	0	1
28 KLEIN, Anthony	20.25	0-0	2	0	0	0/0	0	1.1	3	4	3	0	1	2	0	1	.429	0	1	0	0	0
7 MILLER, Kyle	22.50	0-1	3	0	0	0/0	0	4.0	10	10	10	1	2	2	0	3	.526	0	1	0	0	2
38 HERNANDEZ, Esteban	36.00	0-0	2	0	0	0/0	0	1.0	4	4	4	1	1	1	1	1	.571	2	0	0	0	0
Totals	6.23	2-6	8	8	0	0/0	0	60.2	74	44	42	17	51	12	3	11	.306	6	12	2	3	4
Opponents	5.86	6-2	8	8	1	2/1	2	66.0	57	49	43	24	60	11	2	9	.233	9	17	1	1	4

PB - Team (2), ORTIZ, Y. 1, STAUSS, T. 1, Opp (1). Pickoffs - Team (2), WILMA, C. 1, NIZNIK, N. 1, Opp (1). SBA/ATT - STAUSS, T. (8-8), NIZNIK, N. (2-3), MILLER, K. (3-3), LAUDANDO, M. (2-2), ACKERMAN, N. (2-2), SARABIA, J. (1-1), RALLS, H. (1-1), HERNANDEZ, E (1-1).

**2023 Results**

Date	Opponent		Score	Inns	Overall	OVC	Pitcher of record	Attend	Time
02-17-23	at Central Arkansas	W	11-3	9	1-0-0	0-0-0	RALLS, H. (W 1-0)	485	3:06
02-18-23	at Central Arkansas	L	0-3	9	1-1-0	0-0-0	WILMA, C. (L 0-1)	423	2:42
02-19-23	at Central Arkansas	L	4-13	9	1-2-0	0-0-0	DOW, H. (L 0-1)	376	3:00
02-21-23	at Middle Tennessee	L	3-8	9	1-3-0	0-0-0	GROSSIUS, B. (L 0-1)	917	2:22
02-25-23	at Abilene Christian-1	L	0-3	7	1-4-0	0-0-0	NIZNIK, N. (L 0-1)	249	2:40
02-25-23	at Abilene Christian-2	W	23-2	7	2-4-0	0-0-0	GROSSIUS, B. (W 1-1)	249	3:00
02-26-23	at Abilene Christian-1	L	4-7	7	2-5-0	0-0-0	MILLER, K. (L 0-1)	342	1:57
02-26-23	at Abilene Christian-2	L	4-5	9	2-6-0	0-0-0	SARABIA, J. (L 0-1)	444	3:12

() extra inning game



2022 Final Ohio Valley Conference Statistics

Record: 16-8 Home: 11-1 Away: 5-7 OVC: 16-8

Player	avg	gp-gs	ab	r	h	2b	3b	hr	rbi	tb	slg%	bb	hp	so	gdp	ob%	sf	sh	sb-att	po	a	e	fld%
23 GRABER, Brett	.363	24-24	91	18	33	9	1	4	20	56	.615	14	1	22	2	.453	0	1	3-5	66	0	1	.985
9 WILBER, Tyler	.333	24-24	96	19	32	6	0	5	25	53	.552	6	0	14	2	.362	3	1	0-0	25	53	5	.940
12 KECK, Andrew	.330	24-24	91	21	30	5	2	9	31	66	.725	11	2	12	4	.410	1	0	2-5	195	15	3	.986
8 STAUSS, Ty	.313	23-21	83	14	26	6	0	3	19	41	.494	8	1	12	4	.380	0	1	0-0	16	2	0	1.000
1 MASON, Jevon	.237	24-24	93	27	22	3	1	4	11	39	.419	11	7	17	1	.351	3	0	2-3	40	0	0	1.000
10 ANDREWS, Lincoln	.205	24-24	83	20	17	2	0	9	18	46	.554	8	6	19	3	.320	0	1	0-0	178	8	2	.989
11 PALMER, Ben	.200	24-23	80	14	16	3	0	4	12	31	.388	2	1	21	0	.229	0	2	0-0	32	54	4	.956
14 LEEPER, Peyton	.184	23-22	76	9	14	2	0	0	7	16	.211	14	3	16	3	.326	2	3	2-2	10	30	4	.909

19 PARKER, Spencer	.227	16-12	44	9	10	5	0	1	5	18	.409	5	2	15	0	.333	0	0	0-0	16	0	2	.889
5 SPERLING, Danny	.188	8-3	16	1	3	2	0	0	2	5	.313	1	2	3	1	.316	0	1	0-0	9	7	1	.941
21 VASKE, Joel	.167	19-12	36	8	6	2	0	1	6	11	.306	7	3	18	1	.348	0	1	2-3	31	0	0	1.000
35 MALZAHN, Ryan	.000	2-2	5	0	0	0	0	0	0	0	.000	0	0	3	0	.000	0	0	0-0	0	0	0	.000
16 GRANT, Wyatt	.000	1-1	1	0	0	0	0	0	0	0	.000	0	0	1	0	.000	0	1	0-0	0	0	0	.000
Totals	.263	24	795	160	209	45	4	40	156	382	.481	87	28	173	21	.353	9	12	11-18	627	196	25	.971
Opponents	.269	24	824	130	222	39	4	27	120	350	.425	76	10	215	10	.336	7	12	19-23	623	215	26	.970

LOB - Team (148), Opp (173). DPs turned - Team (12), Opp (24). CI - Team (1), KECK, A. 1. IBB - Team (3), KECK, A. 1, WILBER, T. 1, PALMER, B. 1, Opp (5). Picked off - GRABER, B. 2, KECK, A. 1.

(OVC games only Sorted by Earned run avg)

Player	era	w-l	app	gs	cg	sho	sv	ip	h	r	er	bb	so	2b	3b	hr	b/avg	wp	hp	bks	sfa	sha
20 RACKERS, Jason	4.20	3-2	8	8	0	0/0	0	45.0	42	27	21	15	39	5	0	3	.251	6	3	0	1	5

24 RAUSCH, Fischer	0.00	0-0	2	0	0	0/0	0	1.2	2	0	0	0	1	0	0	0	.286	0	0	0	0	0
55 STONE, Noah	0.00	0-0	1	0	0	0/0	0	0.0	1	0	0	0	0	1	0	0	1.000	0	0	0	0	0
37 RALLS, Hunter	2.70	1-1	5	0	0	0/0	0	10.0	9	4	3	3	10	1	1	1	.225	1	1	0	0	1
31 CISNEROS, Blake	3.18	1-1	11	0	0	0/0	1	17.0	15	8	6	7	17	3	0	1	.227	6	2	0	2	0
27 WILLIAMS, Austin	3.20	3-0	12	0	0	0/0	1	25.1	23	11	9	8	38	6	1	1	.232	2	2	0	1	0
30 WINDT, Tommy	4.11	2-0	8	7	0	0/0	0	35.0	42	22	16	11	39	9	0	8	.290	0	0	0	0	2
25 OSBORNE, Ethan	4.35	1-0	3	2	0	0/0	0	10.1	12	5	5	1	9	2	0	2	.300	0	0	0	0	0
28 KLEIN, Anthony	4.50	0-0	7	0	0	0/0	0	8.0	9	4	4	6	5	1	0	0	.300	1	2	0	1	0
7 MILLER, Kyle	4.63	5-2	12	0	0	0/0	3	23.1	20	12	12	7	25	3	1	6	.238	0	0	0	0	4
34 ESKER, Alex	6.75	0-0	2	1	0	0/0	0	2.2	5	4	2	1	2	1	1	0	.357	0	0	0	0	0
18 NIZNIK, Noah	7.56	0-0	8	5	0	0/0	0	25.0	30	23	21	13	22	5	0	4	.291	1	0	0	1	0
26 WILMA, Collin	13.50	0-1	2	1	0	0/0	0	2.2	6	4	4	2	3	1	0	0	.429	0	0	0	0	0
22 CALLAGHAN, Jeb	13.50	0-0	1	0	0	0/0	0	1.1	2	2	2	1	3	0	0	1	.333	0	0	0	0	0
33 GROSSIUS, Bryce	16.20	0-1	1	0	0	0/0	0	1.2	4	4	3	1	2	1	0	0	.500	0	0	0	1	0
Totals	4.65	16-8	24	24	0	0/0	5	209.0	222	130	108	76	215	39	4	27	.269	17	10	0	7	12
Opponents	6.28	8-16	24	24	2	0/0	3	207.2	209	160	145	87	173	45	4	40	.263	25	28	3	9	12

PB - Team (3), KECK, A. 3. Pickoffs - Team (6), MILLER, K. 2, RACKERS, J. 2, OSBORNE, E. 1, NIZNIK, N. 1, Opp (2). SBA/ATT - KECK, A. (14-18), WINDT, T. (5-5), STAUSS, T. (5-5), WILLIAMS, A. (3-4), RACKERS, J. (3-4), KLEIN, A. (2-3), CISNEROS, B. (3-3), WILMA, C. (2-2), RALLS, H. (1-1), OSBORNE, E. (0-1).

**2023 Season/Career**

Player	SEASON													CAREER												
	Avg	G-GS	AB	R	H	2B	3B	HR	RBI	BB	Hbp	SO	Sb-Att	Avg	G-GS	AB	R	H	2B	3B	HR	RBI	BB	Hbp	SO	Sb-Att
17 CAMERON, Josh	.379	8-8	29	9	11	2	2	3	6	2	3	5	1-1	.379	8-8	29	9	11	2	2	3	6	2	3	5	1-1
5 SPERLING, Danny	.286	6-6	21	6	6	1	0	0	3	2	2	5	0-0	.237	66-48	173	29	41	7	0	1	26	26	9	34	2-2
10 ANDREWS, Lincoln	.259	8-8	27	5	7	1	0	2	6	2	3	4	0-0	.234	121-113	427	67	100	21	1	20	75	32	11	128	0-1
23 GRABER, Brett	.250	8-8	28	3	7	2	0	0	2	2	1	7	0-0	.317	84-70	265	51	84	20	3	10	48	40	8	79	13-19
27 ARANDA, Carlos	.222	8-7	18	5	4	0	0	1	3	3	2	6	0-0	.222	8-7	18	5	4	0	0	1	3	3	2	6	0-0
1 MASON, Jevon	.185	8-7	27	5	5	1	0	0	5	4	1	8	2-2	.321	110-106	417	112	134	29	3	16	71	73	15	93	22-29
6 RESETICH, Chance	.179	8-7	28	6	5	2	0	1	5	0	0	7	0-0	.179	8-7	28	6	5	2	0	1	5	0	0	7	0-0
8 STAUSS, Ty	.176	7-6	17	5	3	0	0	1	3	2	2	2	0-0	.233	88-71	262	40	61	9	1	6	33	33	5	65	3-3
14 LEEPER, Peyton	.174	8-8	23	3	4	1	0	1	4	4	2	6	1-1	.213	125-118	403	83	86	17	4	7	47	76	19	103	14-18
19 PARKER, Spencer	.600	2-1	5	1	3	1	0	0	2	0	0	1	0-0	.261	38-24	92	17	24	7	0	2	13	11	3	30	0-2
12 ACKERMAN, Nolan	.500	3-1	4	0	2	0	0	0	2	1	0	0	0-0	.500	3-1	4	0	2	0	0	0	2	1	0	0	0-0
11 PALMER, Ben	.000	3-2	6	0	0	0	0	0	1	1	0	3	0-1	.205	60-55	185	39	38	5	1	5	29	17	6	52	7-9
13 RODGERS, Caleb	.000	3-1	5	0	0	0	0	0	0	0	0	3	0-0	.000	3-1	5	0	0	0	0	0	0	0	0	3	0-0
9 DOYLE, Gunnar	.000	4-1	5	0	0	0	0	0	0	1	0	3	0-0	.000	4-1	5	0	0	0	0	0	0	1	0	3	0-0
44 ORTIZ, Yanluis	.000	2-1	2	0	0	0	0	0	0	0	0	0	0-0	.000	2-1	2	0	0	0	0	0	0	0	0	0	0-0
2 WAREHIME, Cole	.000	1-0	0	1	0	0	0	0	0	0	1	0	0-0	.000	1-0	0	1	0	0	0	0	0	0	1	0	0-0
Totals	.233	8-8	245	49	57	11	2	9	42	24	17	60	4-5													
Opponents	.306	8-8	242	44	74	12	3	11	38	17	12	51	10-11													

(All games Sorted by Earned run avg)

Player	SEASON														CAREER													
	ERA	W-L	App	GS	CG	Sho	Sv	IP	H	R	ER	BB	SO	ERA	W-L	App	GS	CG	Sho	Sv	IP	H	R	ER	BB	SO		
22 DOW, Haden	1.29	0-1	2	2	0	0	0	7.0	5	1	1	2	3	1.29	0-1	2	2	0	0	0	7.0	5	1	1	2	3		
24 WILMA, Collin	3.00	0-1	2	2	0	0	0	6.0	8	2	2	5	3	6.10	3-4	19	14	0	0	0	62.0	70	43	42	25	49		
16 LAWRENCE, Payton	4.32	0-0	3	1	0	0	0	8.1	8	4	4	1	10	4.32	0-0	3	1	0	0	0	8.1	8	4	4	1	10		
18 NIZNIK, Noah	4.32	0-1	2	2	0	0	0	8.1	10	5	4	0	9	5.97	9-11	50	40	3	1	0	199.0	236	146	132	76	150		
26 RAUSCH, Fischer	0.00	0-0	2	0	0	0	0	2.2	1	0	0	1	3	3.80	0-0	22	0	0	0	0	23.2	16	10	10	15	32		
35 WHITE, Eddie	0.00	0-0	1	0	0	0	0	1.0	0	0	0	0	2	0.00	0-0	1	0	0	0	0	1.0	0	0	0	2			
37 RALLS, Hunter	1.59	1-0	2	0	0	0	0	5.2	2	1	1	1	2	4.55	7-4	39	6	0	0	1	85.0	94	53	43	34	70		
20 SARABIA, Jonah	4.50	0-1	2	0	0	0	0	2.0	2	1	1	1	1	4.50	0-1	2	0	0	0	0	2.0	2	1	1	1	1		
33 GROSSIUS, Bryce	6.23	1-1	2	1	0	0	0	4.1	6	3	3	1	4	6.82	7-6	56	17	0	0	0	120.0	149	104	91	56	109		
25 OSBORNE, Ethan	6.75	0-0	2	0	0	0	0	4.0	9	3	3	0	4	8.07	2-1	17	5	0	0	0	35.2	58	33	32	10	33		
21 KATEN, Logan	8.10	0-0	2	0	0	0	0	3.1	3	3	3	1	4	8.10	0-0	2	0	0	0	0	3.1	3	3	3	1	4		
31 LAUDANDO, Michael	16.20	0-0	2	0	0	0	0	1.2	3	3	3	2	2	16.20	0-0	2	0	0	0	0	1.2	3	3	3	2	2		
28 KLEIN, Anthony	20.25	0-0	2	0	0	0	0	1.1	3	4	3	0	1	5.34	2-0	23	0	0	0	0	32.0	31	21	19	17	37		
7 MILLER, Kyle	22.50	0-1	3	0	0	0	0	4.0	10	10	10	1	2	4.37	12-7	47	5	1	0	11	101.0	105	55	49	30	101		
38 HERNANDEZ, Esteban	36.00	0-0	2	0	0	0	0	1.0	4	4	4	1	1	36.00	0-0	2	0	0	0	0	1.0	4	4	4	1	1		
Totals	6.23	2-6	8	8	0	0	0	60.2	74	44	42	17	51															
Opponents	5.86	6-2	8	8	1	2	2	66.0	57	49	43	24	60															

**Multiple-Hit Games**

Player	2	3	4	5+	Total
Josh Cameron	2	2	-	-	4
Lincoln Andrews	3	-	-	-	3
Brett Graber	2	-	-	-	2
Danny Sperling	-	-	-	1	1
Nolan Ackerman	1	-	-	-	1
Chance Resetich	-	1	-	-	1
Spencer Parker	1	-	-	-	1
Jevon Mason	1	-	-	-	1

Multiple-RBI Games

Player	2	3	4	5+	Total
Josh Cameron	1	1	-	-	2
Jevon Mason	1	1	-	-	2
Chance Resetich	2	-	-	-	2
Lincoln Andrews	-	-	-	1	1
Nolan Ackerman	1	-	-	-	1
Peyton Leeper	1	-	-	-	1
Carlos Aranda	1	-	-	-	1
Danny Sperling	-	1	-	-	1

Inning-by-Inning Summary

Inning	SEMO	Opp.
First	14	0
Second	3	1
Third	9	5
Fourth	7	9
Fifth	0	7
Sixth	8	6
Seventh	5	10
Eighth	1	6
Ninth	2	0
Extra	-	-
Total	49	44

Inning-by-Inning Summary (OVC Games)

Inning	SEMO	Opp.
First	-	-
Second	-	-
Third	-	-
Fourth	-	-
Fifth	-	-
Sixth	-	-
Seventh	-	-
Eighth	-	-
Ninth	-	-
Extra	-	-
Total	-	-

Current Hitting Streaks

Player	Games	Started
Carlos Aranda	3	2/25
Josh Cameron	3	2/25
Brett Graber	3	2/25

Current Reached Base Streaks

Player	Games	Started
Josh Cameron	6	2/17

Career Multiple-Hit Games

Player	2	3	4	5+	Total
Jevon Mason	30	10	1	-	41
Lincoln Andrews	21	3	1	-	25
Brett Graber	19	4	-	-	23
Peyton Leeper	18	1	-	-	19
Ty Stauss	11	2	-	-	13
Danny Sperling	7	-	-	1	8
Ben Palmer	7	-	-	-	7
Spencer Parker	6	-	-	-	6
Josh Cameron	2	2	-	-	4
Chance Resetich	1	1	-	-	2
Nolan Ackerman	1	-	-	-	-

Career Multiple-RBI Games

Player	2	3	4	5+	Total
Lincoln Andrews	10	3	3	2	18
Jevon Mason	13	4	-	-	17
Brett Graber	7	5	1	-	13
Ty Stauss	4	1	-	1	6
Peyton Leeper	3	2	1	-	6
Danny Sperling	2	1	1	-	4
Josh Cameron	1	1	-	-	2
Spencer Parker	1	-	-	-	1
Chance Resetich	1	-	-	-	1
Carlos Aranda	1	-	-	-	1
Nolan Ackerman	1	-	-	-	1

0 Nathan McLaren

2023 Season/Career-Highs

At-Bats	-
Runs	-
Hits	-
Doubles	-
Triples	-
Home Runs	-
RBI	-
Stolen Bases	-

1 Jevon Mason

2023 Season-Highs

At-Bats	6, at Central Arkansas (2/17/23)
Runs	2, at Central Arkansas (2/17/23)
Hits	2, at Central Arkansas (2/17/23)
Doubles	1, at Central Arkansas (2/17/23)
Triples	-
Home Runs	-
RBI	3, at Central Arkansas (2/17/23)
Stolen Bases	1, at Central Arkansas (2/17/23)

Career-Highs

At-Bats	6, 2x, last at Central Arkansas (2/17/23)
Runs	4, 2x, last vs. UT-Martin (5/14/22)
Hits	4, vs. Missouri State (5/10/22)
Doubles	2, 2x, last vs. Murray State (5/30/21)
Triples	2, at Dallas Baptist (2/18/22)
Home Runs	1, 16x, last vs. Belmont (5/28/22)
RBI	3, 4x, last vs. Tennessee Tech (5/27/22)
Stolen Bases	2, 3x last vs. Valparaiso (3/13/22)

2 Cole Warehime

2023 Season/Career-Highs

At-Bats	-
Runs	-
Hits	-
Doubles	-
Triples	-
Home Runs	-
RBI	-
Stolen Bases	-

5 Danny Sperling

2023 Season-Highs

At-Bats	5, at Abilene Christian (2/25/23)
Runs	3, at Central Arkansas (2/17/23)
Hits	5, at Abilene Christian (2/25/23)
Doubles	1, at Abilene Christian (2/25/23)
Triples	-
Home Runs	-
RBI	3, at Abilene Christian (2/25/23)
Stolen Bases	-

Career-Highs

At-Bats	5, at Abilene Christian (2/25/23)
Runs	3, at Central Arkansas (2/17/23)
Hits	5, at Abilene Christian (2/25/23)
Doubles	2, vs. UT-Martin (5/15/22)
Triples	-
Home Runs	1, vs. Murray State (5/30/21)
RBI	4, vs. Bellarmine (2/27/22)
Stolen Bases	1, 2x, last at Arkansas State (3/8/22)

6 Chance Resetich

2023 Season/Career-Highs

At-Bats	5, at Abilene Christian (2/26/23)
Runs	3, at Abilene Christian (2/25/23)
Hits	3, at Abilene Christian (2/25/23)
Doubles	1, 2x, last at Abilene Christian (2/25/23)
Triples	-
Home Runs	1, at Abilene Christian (2/26/23)
RBI	2, 2x, last at Abilene Christian (2/26/23)
Stolen Bases	-

7 Kyle Miller

2023 Season-Highs

Innings Pitched	12, at Abilene Christian (2/26/23)
Fewest Hits	2, at Middle Tennessee State (2/21/23)
Most Hits	4, 2x, last at Abilene Christian (2/26/23)
Fewest Runs	2, at Middle Tennessee State (2/21/23)
Most Runs	4, 2x, last at Abilene Christian (2/26/23)
Fewest Walks	0, 2x, last at Middle Tennessee (2/21/23)
Strikeouts	1, 2x, last at Abilene Christian (2/26/23)

Career-Highs

Innings Pitched	9.0, vs. Murray State (5/30/21)
Fewest Hits	0, 6x, last vs. Arkansas State (4/5/22)
Most Hits	9, vs. Austin Peay (3/20/21)
Fewest Runs	0, 18x, last vs. Tennessee Tech (5/26/22)
Most Runs	5, vs. Austin Peay (3/20/21)
Fewest Walks	0, 27x, last at Middle Tennessee (2/21/23)
Strikeouts	10, vs. Murray State (5/30/21)

8 Ty Stauss

2023 Season-Highs

At-Bats	4, at Central Arkansas (2/17/23)
Runs	3, at Abilene Christian (2/25/23)
Hits	1, 3x, last at Abilene Christian (2/25/23)
Doubles	-
Triples	-
Home Runs	-
RBI	1, 3x, last at Abilene Christian (2/25/23)
Stolen Bases	-

Career-Highs

At-Bats	6, at Ole Miss (4/19/22)
Runs	3, at Abilene Christian (2/25/23)
Hits	3, 2x, last vs. Morehead State (4/23/22)
Doubles	1, 9x, last vs. UT-Martin (5/14/22)
Triples	1, at Oklahoma State (5/7/22)
Home Runs	2, at Austin Peay (4/3/22)
RBI	6, vs. Morehead State (4/23/22)
Stolen Bases	1, 3x, last vs. Austin Peay (3/19/21)

9 Gunnar Doyle

2023 Season/Career-Highs

At-Bats	2, at Central Arkansas (2/18/23)
Runs	-
Hits	-
Doubles	-
Triples	-
Home Runs	-
RBI	-
Stolen Bases	-

10 Lincoln Andrews

2023 Season-Highs

At-Bats	5, at Central Arkansas (2/17/23)
Runs	2, at Abilene Christian (2/25/23)
Hits	2, 3x, last at Abilene Christian (2/25/23)
Doubles	1, at Central Arkansas (2/17/23)
Triples	-
Home Runs	2, at Abilene Christian (2/25/23)
RBI	5, at Abilene Christian (2/25/23)
Stolen Bases	-

Career-Highs

At-Bats	6, at Dallas Baptist (2/18/22)
Runs	3, 2x, last vs. UT Martin (5/15/22)
Hits	4, at Austin Peay (4/28/21)
Doubles	1, 20x, last vs. Tennessee Tech (5/27/22)
Triples	1, at UT Martin (3/7/20)
Home Runs	3, at Austin Peay (4/2/22)
RBI	5, at Abilene Christian (2/25/23)
Stolen Bases	-



11 Ben Palmer

2023 Season-Highs	
At-Bats.....	3, at Central Arkansas (2/19/23)
Runs.....	-
Hits.....	-
Doubles.....	-
Triples.....	-
Home Runs.....	-
RBI.....	1, at Central Arkansas (2/19/23)
Stolen Bases.....	-

Career-Highs	
At-Bats.....	5, 5x, last vs. UT-Martin (5/15/22)
Runs.....	3, vs. Valparaiso (3/13/22)
Hits.....	2, 7x, last at Louisville (6/3/22)
Doubles.....	1, 5x, last at Eastern Illinois (5/20/22)
Triples.....	1, vs. Valparaiso (3/13/22)
Home Runs.....	1, 5x, last at Belmont (4/30/22)
RBI.....	4, vs. Valparaiso (3/13/22)
Stolen Bases.....	1, 7x, last at Louisville (6/3/22)

12 Nolan Ackerman

2023 Season/Career-Highs	
At-Bats.....	2, 2x, last at Abilene Christian (2/26/23)
Runs.....	-
Hits.....	2, at Abilene Christian (2/26/23)
Doubles.....	-
Triples.....	-
Home Runs.....	-
RBI.....	2, at Abilene Christian (2/26/23)
Stolen Bases.....	-

13 Caleb Rodgers

2023 Season/Career-Highs	
At-Bats.....	2, 2x, last at Abilene Christian (2/25/23)
Runs.....	-
Hits.....	-
Doubles.....	-
Triples.....	-
Home Runs.....	-
RBI.....	-
Stolen Bases.....	-

14 Peyton Leeper

2023 Season-Highs	
At-Bats.....	4, at Central Arkansas (2/17/23)
Runs.....	2, at Abilene Christian (2/25/23)
Hits.....	1, 4x, last at Abilene Christian (2/26/23)
Doubles.....	1, at Central Arkansas (2/17/23)
Triples.....	-
Home Runs.....	1, at Abilene Christian (2/26/23)
RBI.....	2, at Central Arkansas (2/17/23)
Stolen Bases.....	1, at Central Arkansas (2/18/23)

Career-Highs	
At-Bats.....	6, vs. Valparaiso (3/13/22)
Runs.....	3, 4x, last vs. Morehead State (4/23/22)
Hits.....	3, at Austin Peay (4/3/22)
Doubles.....	1, 14x, last at Murray State (4/9/22)
Triples.....	1, 4x, last vs. Eastern Kentucky (5/8/21)
Home Runs.....	1, 7x, last at Abilene Christian (2/26/23)
RBI.....	4, vs. Valparaiso (3/13/22)
Stolen Bases.....	2, at Arkansas State (3/8/22)

15 Gavin Johnston

2023 Season/Career-Highs	
Innings Pitched.....	-
Fewest Hits.....	-
Most Hits.....	-
Fewest Runs.....	-
Most Runs.....	-
Fewest Walks.....	-
Strikeouts.....	-

16 Payton Lawrence

2023 Season/Career-Highs	
Innings Pitched.....	4.2, at Abilene Christian (2/26/23)
Fewest Hits.....	1, at Middle Tennessee State (2/21/23)
Most Hits.....	4, at Central Arkansas (2/19/23)
Fewest Runs.....	0, at Middle Tennessee State (2/21/23)
Most Runs.....	3, at Central Arkansas (2/19/23)
Fewest Walks.....	0, 2x, last at Middle Tennessee (2/21/23)
Strikeouts.....	8, at Abilene Christian (2/26/23)

17 Josh Cameron

2023 Season/Career-Highs	
At-Bats.....	5, 2x, last at Abilene Christian (2/25/23)
Runs.....	4, at Abilene Christian (2/25/23)
Hits.....	3, 2x, last at Abilene Christian (2/25/23)
Doubles.....	1, 2x, last at Middle Tennessee State (2/21/23)
Triples.....	1, 2x, last at Abilene Christian (2/26/23)
Home Runs.....	1, 3x, last at Abilene Christian (2/26/23)
RBI.....	3, at Abilene Christian (2/25/23)
Stolen Bases.....	-

18 Noah Niznik

2023 Season/Career-Highs	
Innings Pitched.....	4.2, at Central Arkansas (2/17/23)
Fewest Hits.....	5, at Central Arkansas (2/17/23)
Most Hits.....	5, 2x, last at Abilene Christian (2/25/23)
Fewest Runs.....	2, at Central Arkansas (2/17/23)
Most Runs.....	3, at Abilene Christian (2/25/23)
Fewest Walks.....	0, 2x, last at Abilene Christian (2/25/23)
Strikeouts.....	7, at Central Arkansas (2/17/23)

Career-Highs	
Innings Pitched.....	7.0, 4x, last vs. Austin Peay (3/20/21)
Fewest Hits.....	0, 3x, last at Eastern Illinois (5/21/22)
Most Hits.....	8, 5x, last vs. Morehead State (4/23/22)
Fewest Runs.....	0, 7x, last at Eastern Illinois (5/21/22)
Most Runs.....	8, vs. Morehead State (4/23/22)
Fewest Walks.....	0, 13x, last at Abilene Christian (2/25/23)
Strikeouts.....	7, 4x, last at Central Arkansas (2/17/23)

19 Spencer Parker

2023 Season-Highs	
At-Bats.....	3, at Abilene Christian (2/26/23)
Runs.....	1, at Abilene Christian (2/25/23)
Hits.....	2, at Abilene Christian (2/25/23)
Doubles.....	1, at Abilene Christian (2/25/23)
Triples.....	-
Home Runs.....	-
RBI.....	1, 2x, last at Abilene Christian (2/26/23)
Stolen Bases.....	-

Career-Highs	
At-Bats.....	4, 10x, last vs. SIU Edwardsville (5/27/22)
Runs.....	3, vs. UT-Martin (5/15/22)
Hits.....	2, 5x, last vs. UT-Martin (5/15/22)
Doubles.....	1, 7x, last at Abilene Christian (2/25/23)
Triples.....	-
Home Runs.....	1, 2x, last vs. Southern Illinois (4/12/22)
RBI.....	4, vs. Murray State (4/10/22)
Stolen Bases.....	-

20 Jonah Sarabia

2023 Season/Career-Highs	
Innings Pitched.....	1.0, 2x, last at Abilene Christian (2/26/23)
Fewest Hits.....	0, at Central Arkansas (2/19/23)
Most Hits.....	2, at Abilene Christian (2/26/23)
Fewest Runs.....	0, at Central Arkansas (2/19/23)
Most Runs.....	1, at Abilene Christian (2/26/23)
Fewest Walks.....	0, at Central Arkansas (2/19/23)
Strikeouts.....	1, at Abilene Christian (2/26/23)

21 Logan Katen

2023 Season/Career-Highs	
Innings Pitched.....	2.1, at Central Arkansas (2/18/23)
Fewest Hits.....	0, at Central Arkansas (2/18/23)
Most Hits.....	3, at Abilene Christian (2/26/23)
Fewest Runs.....	0, at Central Arkansas (2/18/23)
Most Runs.....	3, at Abilene Christian (2/26/23)
Fewest Walks.....	0, at Central Arkansas (2/18/23)
Strikeouts.....	4, at Central Arkansas (2/18/23)

22 Haden Dow

2023 Season/Career-Highs	
Innings Pitched.....	4.0, at Abilene Christian (2/26/23)
Fewest Hits.....	2, at Abilene Christian (2/26/23)
Most Hits.....	3, at Central Arkansas (2/19/23)
Fewest Runs.....	0, at Abilene Christian (2/26/23)
Most Runs.....	1, at Central Arkansas (2/19/23)
Fewest Walks.....	1, 2x, last at Abilene Christian (2/26/23)
Strikeouts.....	2, at Abilene Christian (2/26/23)

23 Brett Graber

2023 Season-Highs	
At-Bats.....	5, at Central Arkansas (2/19/23)
Runs.....	2, at Abilene Christian (2/25/23)
Hits.....	2, 2x, last at Abilene Christian (2/25/23)
Doubles.....	1, at Central Arkansas (2/17/23)
Triples.....	-
Home Runs.....	-
RBI.....	1, 2x, last at Abilene Christian (2/25/23)
Stolen Bases.....	-

Career-Highs	
At-Bats.....	6, 2x, last at Ole Miss (4/19/22)
Runs.....	3, 2x, last vs. UT Martin (5/15/22)
Hits.....	3, 4x, last vs. UT Martin (5/14/22)
Doubles.....	2, 2x, last vs. UT Martin (5/14/22)
Triples.....	1, 3x, last at Tennessee Tech (4/14/22)
Home Runs.....	1, 10x, last vs. Oregon (6/4/22)
RBI.....	4, vs. UT Martin (5/14/22)
Stolen Bases.....	2, vs. SIU Edwardsville (5/27/22)

24 Collin Wilma

2023 Season-Highs	
Innings Pitched.....	3.0, 2x, last at Abilene Christian (2/25/23)
Fewest Hits.....	4, at Central Arkansas (2/18/23)
Most Hits.....	4, 2x, last at Abilene Christian (2/25/23)
Fewest Runs.....	0, at Abilene Christian (2/25/23)
Most Runs.....	2, at Central Arkansas (2/18/23)
Fewest Walks.....	1, at Central Arkansas (2/18/23)
Strikeouts.....	3, at Central Arkansas (2/18/23)

Career-Highs	
Innings Pitched.....	7.1, vs. Ohio (2/29/20)
Fewest Hits.....	0, vs. UT Martin (5/15/22)
Most Hits.....	9, at UT Martin (3/8/20)
Fewest Runs.....	0, 4x, last at Abilene Christian (2/25/23)
Most Runs.....	7, at UT Martin (3/8/20)
Fewest Walks.....	0, 5x, last vs. UT Martin (5/15/22)
Strikeouts.....	6, 2x, last at Murray State (4/10/21)

25 Ethan Osborne

2023 Season-Highs	
Innings Pitched.....	2.2, at Central Arkansas (2/18/23)
Fewest Hits.....	4, at Abilene Christian (2/26/23)
Most Hits.....	5, at Central Arkansas (2/18/23)
Fewest Runs.....	1, at Central Arkansas (2/18/23)
Most Runs.....	2, at Abilene Christian (2/26/23)
Fewest Walks.....	0, 2x, last at Abilene Christian (2/26/23)
Strikeouts.....	2, 2x, last at Abilene Christian (2/26/23)

Career-Highs	
Innings Pitched.....	6.0, vs. UT Martin (5/15/22)
Fewest Hits.....	0, 2x, last vs. Southern Illinois (4/12/22)
Most Hits.....	8, at Belmont (5/1/22)
Fewest Runs.....	0, 6x, last at Tennessee Tech (4/16/22)
Most Runs.....	7, at Oklahoma State (5/8/22)



Fewest Walks.....0,10x, last at Abilene Christian (2/26/23)
Strikeouts.....5, at Belmont (5/1/22)

26 Fischer Rausch

2023 Season-Highs
Innings Pitched.....1.2, at Middle Tennessee State (2/21/23)
Fewest Hits.....0, at Middle Tennessee State (2/21/23)
Most Hits.....1, at Central Arkansas (2/17/23)
Fewest Runs.....0, 2x, last 0, at Middle Tennessee (2/21/23)
Most Runs.....0, at Central Arkansas (2/17/23)
Fewest Walks.....0, at Middle Tennessee State (2/21/23)
Strikeouts.....2, at Central Arkansas (2/17/23)

Career-Highs
Innings Pitched.....2.0, 3x, last at Belmont (4/30/21)
Fewest Hits.....0, 5x, last 0, at Middle Tennessee (2/21/23)
Most Hits.....2, at Eastern Illinois (3/27/21)
Fewest Runs.....0, 14x, last 0, at Middle Tennessee (2/21/23)
Most Runs.....2, 3x, last at Missouri (5/3/22)
Fewest Walks.....0, 13x, last at Middle Tennessee (2/21/23)
Strikeouts.....5, vs. Illinois State (3/6/21)

27 Carlos Aranda

2023 Season/Career-Highs
At-Bats.....3, 3x, last at Abilene Christian (2/26/23)
Runs.....2, 2x, last at Abilene Christian (2/26/23)
Hits.....1, 4x, last at Abilene Christian (2/26/23)
Doubles.....-
Triples.....-
Home Runs.....1, at Abilene Christian (2/25/23)
RBI.....2, at Abilene Christian (2/25/23)
Stolen Bases.....-

28 Anthony Klein

2023 Season-Highs
Innings Pitched.....1.0, at Middle Tennessee State (2/21/23)
Fewest Hits.....0, at Abilene Christian (2/26/23)
Most Hits.....3, at Middle Tennessee State (2/21/23)
Fewest Runs.....1, at Abilene Christian (2/26/23)
Most Runs.....3, at Middle Tennessee State (2/21/23)
Fewest Walks.....0, at Middle Tennessee State (2/21/23)
Strikeouts.....1, at Abilene Christian (2/26/23)

Career-Highs
Innings Pitched.....4.0, at Southern Illinois (4/26/22)
Fewest Hits.....0, 7x, last at Abilene Christian (2/26/23)
Most Hits.....5, vs. Missouri State (5/10/22)
Fewest Runs.....0, 9x, last at Eastern Illinois (5/20/22)
Most Runs.....4, vs. Missouri State (5/10/22)
Fewest Walks.....0, 9x, last at Middle Tennessee (2/21/23)
Strikeouts.....6, vs. Missouri State (5/10/22)

30 Tommy Windt

Career-Highs
Innings Pitched.....7.2, vs. Morehead State (4/23/22)
Fewest Hits.....0, vs. Bradley (3/5/22)
Most Hits.....8, 2x, last vs. Murray State (4/10/22)
Fewest Runs.....0, 2x, last vs. Bradley (3/5/22)
Most Runs.....7, at Missouri State (3/20/22)
Fewest Walks.....0, 7x, last vs. Louisville (6/4/22)
Strikeouts.....7, vs. Morehead State (4/23/22)

31 Michael Laudando

2023 Season/Career-Highs
Innings Pitched.....1.0, at Central Arkansas (2/19/23)
Fewest Hits.....1, at Abilene Christian (2/26/23)
Most Hits.....2, at Central Arkansas (2/19/23)
Fewest Runs.....0, at Abilene Christian (2/26/23)
Most Runs.....3, at Central Arkansas (2/19/23)
Fewest Walks.....0, at Abilene Christian (2/26/23)
Strikeouts.....1, 2x, last at Abilene Christian (2/26/23)

32 Jeb Callaghan

2023 Season-Highs
Innings Pitched.....-
Fewest Hits.....-
Most Hits.....-
Fewest Runs.....-
Most Runs.....-
Fewest Walks.....-
Strikeouts.....-

Career-Highs
Innings Pitched.....1.2, at Indiana State (3/15/22)
Fewest Hits.....0, vs. Valparaiso (3/13/22)
Most Hits.....2, 3x, last at Missouri (5/3/22)
Fewest Runs.....0, 2x, last at Indiana State (3/15/22)
Most Runs.....4, vs. Arkansas State (4/5/22)
Fewest Walks.....0, 2x, last at Missouri (5/3/22)
Strikeouts.....3, at Tennessee Tech (4/14/22)

33 Bryce Grossius

2023 Season-Highs
Innings Pitched.....3.0, at Abilene Christian (2/25/23)
Fewest Hits.....-
Most Hits.....3, 2x, last at Abilene Christian (2/25/23)
Fewest Runs.....1, at Middle Tennessee State (2/21/23)
Most Runs.....2, at Abilene Christian (2/25/23)
Fewest Walks.....0, at Middle Tennessee State (2/21/23)
Strikeouts.....4, at Abilene Christian (2/25/23)

Career-Highs
Innings Pitched.....6.0, vs. Eastern Kentucky (5/7/21)
Fewest Hits.....0, 11x, last vs. Oregon (6/4/22)
Most Hits.....9, vs. Murray State (5/28/21)
Fewest Runs.....0, 16x, last vs. Oregon (6/4/22)
Most Runs.....7, vs. Illinois State (3/6/21)
Fewest Walks.....0, 19x, last at Middle Tennessee (2/21/23)
Strikeouts.....7, vs. UT Martin (5/21/21)

34 Alex Esker

2023 Season-Highs
Innings Pitched.....-
Fewest Hits.....-
Most Hits.....-
Fewest Runs.....-
Most Runs.....-
Fewest Walks.....-
Strikeouts.....-

Career-Highs
Innings Pitched.....3.1, at Saint Louis (3/29/22)
Fewest Hits.....0, 2x last vs. Valparaiso (3/12/22)
Most Hits.....3, vs. Morehead State (4/24/22)
Fewest Runs.....0, 6x, last at Ole Miss (4/19/22)
Most Runs.....4, vs. Morehead State (4/24/22)
Fewest Walks.....0, vs. Murray State (4/8/22)
Strikeouts.....2, vs. Southern Illinois (4/12/22)

35 Eddie White

2023 Season/Career-Highs
Innings Pitched.....1.0, at Abilene Christian (2/25/23)
Fewest Hits.....0, at Abilene Christian (2/25/23)
Most Hits.....0, at Abilene Christian (2/25/23)
Fewest Runs.....0, at Abilene Christian (2/25/23)
Most Runs.....0, at Abilene Christian (2/25/23)
Fewest Walks.....0, at Abilene Christian (2/25/23)
Strikeouts.....2, at Abilene Christian (2/25/23)

36 Tanner Mueller

2023 Season/Career-Highs
Innings Pitched.....-
Fewest Hits.....-
Most Hits.....-
Fewest Runs.....-
Most Runs.....-
Fewest Walks.....-
Strikeouts.....-

37 Hunter Ralls

2023 Season-Highs
Innings Pitched.....3.1, at Central Arkansas (2/17/23)
Fewest Hits.....0, at Abilene Christian (2/25/23)
Most Hits.....2, at Central Arkansas (2/17/23)
Fewest Runs.....0, at Abilene Christian (2/25/23)
Most Runs.....1, at Central Arkansas (2/17/23)
Fewest Walks.....0, at Abilene Christian (2/25/23)
Strikeouts.....1, 2x, last at Abilene Christian (2/25/23)

Career-Highs
Innings Pitched.....5.0, 2x, last vs. Bradley (3/4/22)
Fewest Hits.....0, 4x, last at Abilene Christian (2/25/23)
Most Hits.....6, 2x, last vs. Bradley (3/4/22)
Fewest Runs.....0, 14x, last at Abilene Christian (2/25/23)
Most Runs.....6, at Arkansas (2/28/21)
Fewest Walks.....0, 13x, last at Abilene Christian (2/25/23)
Strikeouts.....5, 3x, last at Eastern Illinois (5/21/22)

38 Esteban Hernandez

2023 Season/Career-Highs
Innings Pitched.....1.0 at Middle Tennessee State (2/21/23)
Fewest Hits.....1, at Middle Tennessee State (2/21/23)
Most Hits.....3, at Central Arkansas (2/19/23)
Fewest Runs.....2, at Central Arkansas (2/19/23)
Most Runs.....2, at Central Arkansas (2/19/23)
Fewest Walks.....0, at Central Arkansas (2/19/23)
Strikeouts.....1, at Middle Tennessee State (2/21/23)

44 Yanluis Ortiz

2023 Season/Career-Highs
At-Bats.....2, at Central Arkansas (2/18/23)
Runs.....0, at Central Arkansas (2/18/23)
Hits.....0, at Central Arkansas (2/18/23)
Doubles.....-
Triples.....-
Home Runs.....-
RBI.....-
Stolen Bases.....-

55 Michael Moore

2023 Season/Career-Highs
Innings Pitched.....-
Fewest Hits.....-
Most Hits.....-
Fewest Runs.....-
Most Runs.....-
Fewest Walks.....-
Strikeouts.....-



Game-by-Game Starting Lineups

Opponent	P	C	1B	2B	3B	SS	LF	CF	RF	DH
Central Arkansas	Niznik	Stauss	Andrews	Resetich	Sperling	Leeper	Mason	Graber	Cameron	Aranda
Central Arkansas	Wilma	Ortiz	Andrews	Rodgers	Sperling	Leeper	Mason	Graber	Cameron	Doyle
Central Arkansas	Dow	Stauss	Andrews	Resetich	Palmer	Leeper	Mason	Graber	Cameron	Aranda
Middle Tennessee	Grossius	Stauss	Andrews	Resetich	Sperling	Leeper	Mason	Graber	Cameron	Aranda
Abilene Christian	Niznik	Stauss	Andrews	Resetich	Palmer	Leeper	Mason	Graber	Cameron	Aranda
Abilene Christian	Wilma	Stauss	Andrews	Resetich	Sperling	Leeper	Mason	Graber	Cameron	Aranda
Abilene Christian	Dow	Stauss	Andrews	Resetich	Sperling	Leeper	Mason	Graber	Cameron	Aranda
Abilene Christian	Lawrence	Ackerman	Andrews	Resetich	Sperling	Leeper	Cameron	Graber	Aranda	Parker
Evansville										
Milwaukee										
Milwaukee										
Milwaukee										
Indiana State										
Indiana State										
Butler										
Butler										
Butler										
Missouri State										
Missouri State										
Western Illinois										
Western Illinois										
Western Illinois										
Arkansas										
SIU Edwardsville										
SIU Edwardsville										
SIU Edwardsville										
Evansville										
Little Rock										
Little Rock										
Little Rock										
Murray State										
Southern Indiana										
Southern Indiana										
Southern Indiana										
Southern Illinois										
Tennessee Tech										
Tennessee Tech										
Tennessee Tech										
Morehead State										
Morehead State										
Morehead State										
Southern Illinois										
Lindenwood										
Lindenwood										
Lindenwood										
Murray State										
Kansas State										
Kansas State										
Kansas State										
Middle Tennessee										
UT Martin										
UT Martin										
UT Martin										
Eastern Illinois										
Eastern Illinois										
Eastern Illinois										



Game-by-Game Hitting

Opponent	AB	R	H	RBI	2B	3B	HR	BB	IBB	SB	CS	HBP	SAC	SE	GDP	K	PQ	A	E	Avg
Southeast Missouri	41	11	13	8	6	0	0	6	0	1	0	1	0	0	0	9	27	9	0	.317
Central Arkansas	33	3	8	3	2	1	2	2	0	1	1	1	0	0	1	10	27	7	3	.242
Southeast Missouri	31	0	3	0	0	0	0	2	0	1	0	0	0	0	0	11	24	11	1	.222
Central Arkansas	32	3	9	3	3	0	0	1	0	0	0	1	1	0	0	9	27	2	1	.262
Southeast Missouri	29	4	2	3	1	0	0	7	0	0	1	3	0	0	0	9	24	6	0	.178
Central Arkansas	37	13	16	11	4	2	2	3	0	3	0	1	1	1	0	4	27	10	1	.324
Southeast Missouri	31	3	5	3	1	0	2	0	0	0	0	0	1	0	0	3	24	10	2	.174
Middle Tennessee	31	8	10	6	2	0	3	1	0	1	0	4	0	1	1	3	27	16	0	.323
Southeast Missouri	21	0	1	0	0	0	0	1	0	1	0	0	0	0	1	9	18	6	1	.157
Abilene Christian	21	3	5	2	0	0	0	0	0	2	0	1	0	1	1	3	21	4	0	.312
Southeast Missouri	39	23	21	20	3	1	4	3	0	0	0	5	0	1	0	6	21	8	0	.234
Abilene Christian	28	2	7	2	1	0	1	5	0	0	0	0	0	0	0	6	21	7	1	.302
Southeast Missouri	24	4	5	4	0	0	3	1	0	1	0	3	0	0	2	6	20	8	0	.231
Abilene Christian	26	7	9	6	0	0	3	3	1	1	0	2	2	0	1	3	21	9	0	.308
Southeast Missouri	29	4	7	4	0	1	0	4	0	0	0	5	3	0	1	7	24	4	0	.233
Abilene Christian	34	5	10	5	0	0	0	2	0	2	0	2	0	0	0	13	27	12	0	.306
Southeast Missouri																				
Evansville																				
Southeast Missouri																				
Milwaukee																				
Southeast Missouri																				
Milwaukee																				
Southeast Missouri																				
Milwaukee																				
Southeast Missouri																				
Indiana State																				
Southeast Missouri																				
Indiana State																				
Southeast Missouri																				
Butler																				
Southeast Missouri																				
Butler																				
Southeast Missouri																				
Butler																				
Southeast Missouri																				
Missouri State																				
Southeast Missouri																				
Missouri State																				
Southeast Missouri																				
Western Illinois																				
Southeast Missouri																				
Western Illinois																				
Southeast Missouri																				
Western Illinois																				
Southeast Missouri																				
Western Illinois																				
Southeast Missouri																				
Arkansas																				
Southeast Missouri																				
SIU Edwardsville																				
Southeast Missouri																				
SIU Edwardsville																				
Southeast Missouri																				
SIU Edwardsville																				
Southeast Missouri																				
Evansville																				
Southeast Missouri																				
Little Rock																				
Southeast Missouri																				
Little Rock																				



SOUTHEAST MISSOURI BASEBALL // STATISTICS

Game-by-Game Hitting

Opponent	AB	R	H	RBI	2B	3B	HR	BB	IBB	SB	CS	HBP	SAC	SF	GDP	K	PQ	A	E	Avg
Southeast Missouri Little Rock																				
Southeast Missouri Murray State																				
Southeast Missouri Southern Indiana																				
Southeast Missouri Southern Indiana																				
Southeast Missouri Southern Indiana																				
Southeast Missouri Southern Illinois																				
Southeast Missouri Tennessee Tech																				
Southeast Missouri Tennessee Tech																				
Southeast Missouri Tennessee Tech																				
Southeast Missouri Morehead State																				
Southeast Missouri Morehead State																				
Southeast Missouri Morehead State																				
Southeast Missouri Southern Illinois																				
Southeast Missouri Lindenwood																				
Southeast Missouri Lindenwood																				
Southeast Missouri Lindenwood																				
Southeast Missouri Murray State																				
Southeast Missouri Kansas State																				
Southeast Missouri Kansas State																				
Southeast Missouri Kansas State																				
Southeast Missouri Middle Tennessee																				
Southeast Missouri UT Martin																				
Southeast Missouri UT Martin																				
Southeast Missouri UT Martin																				
Southeast Missouri Eastern Illinois																				
Southeast Missouri Eastern Illinois																				
Southeast Missouri Eastern Illinois																				



Game-by-Game Pitching

Opponent	IP	H	R	ER	BB	SO	2B	3B	HR	WP	BK	HBP	DP	IBB	Score	W-L	SV	ERA
Southeast Missouri	9.0	8	3	3	2	10	2	1	2	0	0	1	1	0	11-3	1-0	0	3.00
Central Arkansas	9.0	13	11	5	6	9	6	0	0	0	0	1	0	0	3-11	0-1	0	5.00
Southeast Missouri	8.0	9	3	3	1	9	3	0	0	0	0	1	0	0	0-3	1-1	0	3.18
Central Arkansas	9.0	3	0	0	2	11	0	0	0	0	0	0	0	0	3-0	1-1	1	2.50
Southeast Missouri	8.0	16	13	13	3	4	4	2	2	3	0	1	1	0	4-13	1-2	0	6.84
Central Arkansas	9.0	2	4	4	7	9	1	0	0	1	1	3	0	0	13-4	2-1	1	3.00
Southeast Missouri	8.0	10	8	7	1	3	2	0	3	1	1	4	2	0	3-8	1-3	0	7.09
Middle Tennessee	9.0	5	3	3	0	3	1	0	2	1	0	0	0	0	8-3	3-1	2	3.00
Southeast Missouri	6.0	5	3	2	0	3	0	0	0	0	0	1	1	0	0-3	1-4	0	6.45
Abilene Christian	7.0	1	0	0	1	9	0	0	0	0	0	0	1	0	3-0	4-1	2	2.51
Southeast Missouri	7.0	7	2	2	5	6	1	0	1	0	0	0	0	0	23-2	2-4	0	5.87
Abilene Christian	7.0	21	23	23	3	6	3	1	4	4	0	5	0	0	2-23	4-2	2	6.30
Southeast Missouri	6.2	9	7	7	3	3	0	0	3	0	1	2	1	1	4-7	2-5	0	6.32
Abilene Christian	7.0	5	4	4	1	6	0	0	3	2	0	3	2	0	7-4	5-2	2	6.16
Southeast Missouri	8.0	10	5	5	2	13	0	0	0	2	0	2	0	0	4-5	2-6	0	6.23
Abilene Christian	9.0	7	4	4	4	7	0	1	0	1	0	5	1	0	5-4	6-2	2	5.86
Southeast Missouri																		
Evansville																		
Southeast Missouri																		
Milwaukee																		
Southeast Missouri																		
Milwaukee																		
Southeast Missouri																		
Milwaukee																		
Southeast Missouri																		
Indiana State																		
Southeast Missouri																		
Indiana State																		
Southeast Missouri																		
Butler																		
Southeast Missouri																		
Butler																		
Southeast Missouri																		
Butler																		
Southeast Missouri																		
Missouri State																		
Southeast Missouri																		
Missouri State																		
Southeast Missouri																		
Western Illinois																		
Southeast Missouri																		
Western Illinois																		
Southeast Missouri																		
Western Illinois																		
Southeast Missouri																		
Arkansas																		
Southeast Missouri																		
SIU Edwardsville																		
Southeast Missouri																		
SIU Edwardsville																		
Southeast Missouri																		
SIU Edwardsville																		
Southeast Missouri																		
Evansville																		
Southeast Missouri																		
Little Rock																		
Southeast Missouri																		
Little Rock																		



Game-by-Game Pitching

Opponent	IP	H	R	ER	BB	SO	2B	3B	HR	WP	BK	HBP	DP	IBB	Score	W-L	SV	ERA
Southeast Missouri Little Rock																		
Southeast Missouri Murray State																		
Southeast Missouri Southern Indiana																		
Southeast Missouri Southern Indiana																		
Southeast Missouri Southern Indiana																		
Southeast Missouri Southern Illinois																		
Southeast Missouri Tennessee Tech																		
Southeast Missouri Tennessee Tech																		
Southeast Missouri Tennessee Tech																		
Southeast Missouri Morehead State																		
Southeast Missouri Morehead State																		
Southeast Missouri Morehead State																		
Southeast Missouri Southern Illinois																		
Southeast Missouri Lindenwood																		
Southeast Missouri Lindenwood																		
Southeast Missouri Lindenwood																		
Southeast Missouri Murray State																		
Southeast Missouri Kansas State																		
Southeast Missouri Kansas State																		
Southeast Missouri Kansas State																		
Southeast Missouri Middle Tennessee																		
Southeast Missouri UT Martin																		
Southeast Missouri UT Martin																		
Southeast Missouri UT Martin																		
Southeast Missouri Eastern Illinois																		
Southeast Missouri Eastern Illinois																		
Southeast Missouri Eastern Illinois																		



Southeast Missouri's Record

Overall.....	2-6
At Home.....	0-0
On the Road.....	2-6
At Neutral Sites.....	0-0
Against Non-OVC Opponents.....	2-6
Against OVC Opponents.....	0-0
In Home OVC Games.....	0-0
In Away OVC Games.....	0-0
vs. Ranked Teams.....	0-0
In February.....	2-6
In March.....	0-0
In April.....	0-0
In May.....	0-0
On Mondays.....	0-0
On Tuesdays.....	0-1
On Wednesdays.....	0-0
On Thursdays.....	0-0
On Fridays.....	1-0
On Saturdays.....	1-2
On Sundays.....	0-3
In Day Games.....	2-6
In Night Games.....	0-0
In Extra Inning Games.....	0-0
When Redhawks Score First.....	2-2
When Opponents Score First.....	0-4
vs. Left-Handed Starter.....	0-0
vs. Right-Handed Starter.....	2-6
In 1-Run Games.....	0-1
In 2-Run Games.....	0-0
In 5+ Run Games.....	2-2
Shutouts.....	0-2
When Leading After Six Innings.....	2-1
When Trailing After Six Innings.....	0-4
When Tied After Six Innings.....	0-1
When Redhawks Starter Goes 6 or more Innings.....	0-0
When Redhawks Get 10 or more Hits.....	2-0
When Redhawks Outhit Opponents.....	2-0
When Redhawks Get Outhit.....	0-6
When Hits are Tied.....	0-0
When Scoring 0-2 Runs.....	0-2
When Scoring 3-5 Runs.....	0-4
When Scoring 6-9 Runs.....	0-0
When Scoring 10+ Runs.....	1-0
When Opponents Score 0-2 Runs.....	1-0
When Opponents Score 3-5 Runs.....	1-3
When Opponents Score 6-9 Runs.....	0-2
When Opponents Score 10+ Runs.....	0-1
Without Hitting a Home Run.....	1-4
When Hitting 1 Home Run.....	0-0
When Hitting 2+ Home Runs.....	1-2
Committing 0 Errors.....	2-3
Committing 1 Error.....	0-2
Committing 2+ Errors.....	0-1

Honors & Awards

Preseason All-OVC

Brett Graber, OF
Jevon Mason, OF
Kyle Miller, RHP

OVC Player of the Week

Josh Cameron, OF, Feb. 27

Walk-Off Hits

-