

**OVC CHAMPS**    **NCAA TOURN.**  
 2002 • 2014 • 2015    1998 • 2002  
 2016 • 2021    2016 • 2021  
 2022

**OVC TOURN. TITLES**  
 1998 • 2002 • 2016  
 2021 • 2022



## SOUTHEAST MISSOURI BASEBALL

SEMORedhawks.com // @SEMOBaseball

Contact: Jeff Honza, Associate AD Strategic Communications // Office: (573) 651-2933 // redhawk1@me.com

### SCHEDULE

#### February (1-3)

17	at Central Arkansas	W, 11-3
18	at Central Arkansas	L, 0-3
19	at Central Arkansas	L, 4-13
21	at Middle Tennessee <sup>ESPN+</sup>	L, 3-8
24	at Abilene Christian <sup>ESPN+</sup>	4:05 p.m.
25	at Abilene Christian (DH)	1:05 p.m.
26	at Abilene Christian	1:05 p.m.

#### March (0-0, 0-0 OVC)

1	Evansville	3 p.m.
3	Milwaukee	3 p.m.
4	Milwaukee	2 p.m.
5	Milwaukee	1 p.m.
7	Indiana State	3 p.m.
8	Indiana State	3 p.m.
10	Butler	3 p.m.
11	Butler	2 p.m.
12	Butler	1 p.m.
14	at Missouri State	2 p.m.
15	Missouri State <sup>ESPN+</sup>	3 p.m.
17	Western Illinois	3 p.m.
18	Western Illinois	2 p.m.
19	Western Illinois	1 p.m.
21	at Arkansas <sup>SECN+</sup>	3 p.m.
24	at SIU Edwardsville*	5 p.m.
25	at SIU Edwardsville*	1 p.m.
26	at SIU Edwardsville*	1 p.m.
29	at Evansville	6 p.m.
31	Little Rock* <sup>ESPN+</sup>	6 p.m.

#### April (0-0, 0-0 OVC)

1	Little Rock* <sup>ESPN+</sup>	2 p.m.
2	Little Rock* <sup>ESPN+</sup>	1 p.m.
4	at Murray State	5 p.m.
6	at Southern Indiana*	6 p.m.
7	at Southern Indiana*	2 p.m.
8	at Southern Indiana*	12 p.m.
11	at Southern Illinois	6 p.m.
14	Tennessee Tech* <sup>ESPN+</sup>	6 p.m.
15	Tennessee Tech* <sup>ESPN+</sup>	2 p.m.
16	Tennessee Tech* <sup>ESPN+</sup>	1 p.m.
21	at Morehead State* <sup>ESPN+</sup>	5 p.m.
22	at Morehead State* <sup>ESPN+</sup>	2 p.m.
23	at Morehead State* <sup>ESPN+</sup>	1 p.m.
25	Southern Illinois <sup>ESPN+</sup>	6 p.m.
28	Lindenwood*	6 p.m.
29	Lindenwood*	2 p.m.
30	Lindenwood*	1 p.m.

#### May (0-0, 0-0 OVC)

2	Murray State <sup>ESPN+</sup>	6 p.m.
5	at Kansas State <sup>BIG 12 NOW/ESPN+</sup>	6 p.m.
6	at Kansas State <sup>BIG 12 NOW/ESPN+</sup>	4 p.m.
7	at Kansas State <sup>BIG 12 NOW/ESPN+</sup>	1 p.m.
9	Middle Tennessee <sup>ESPN+</sup>	4 p.m.
12	at UT Martin* <sup>ESPN+</sup>	5 p.m.
13	at UT Martin* <sup>ESPN+</sup>	3 p.m.
14	at UT Martin* <sup>ESPN+</sup>	1 p.m.
18	Eastern Illinois* <sup>ESPN+</sup>	6 p.m.
19	Eastern Illinois* <sup>ESPN+</sup>	6 p.m.
20	Eastern Illinois* <sup>ESPN+</sup>	2 p.m.
24	OVC Tournament	Marion, Ill.
25	OVC Tournament	Marion, Ill.
26	OVC Tournament	Marion, Ill.
27	OVC Tournament	Marion, Ill.

All Times Central and Subject to Change  
 \* - Denotes Ohio Valley Conference Game  
 Home Games in **Bold**

### GAMES 5-9 // SOUTHEAST MISSOURI at ABILENE CHRISTIAN

Feb. 24-26, 2023 // Fri. - 4:05 p.m.; Sat. - 1:05 p.m. (DH); Sun. - 1:05 pm., CT // Crutcher Scott Field // Abilene, Texas. // First Meeting // Video: ESPN+ (G1) // Live Stats: ACUSports.com // Twitter: @SEMOBaseball



**1-3**  
0-0 OVC

#### SEMO REDHAWKS

Head Coach ..... Andy Sawyers  
 Career Record (Yrs.) ..... 243-170 (9)  
 Record at SEMO (Yrs.) ..... 156-143 (7)  
 OVC Record ..... 81-63



**4-1**  
0-0 WAC

#### ABILENE CHRISTIAN WILDCATS

Head Coach ..... Rick McCarty  
 Career Record (Yrs.) ..... 103-85 (5)  
 Record at ACU (Yrs.) ..... 103-85 (5)  
 WAC Record ..... 53-48

### Southeast Missouri Probable Starting Pitcher

	#	Name	Ht.	Wt.	Cl.	Hometown (Previous School)
Friday	18	Noah Niznik	LHP	5-11	196	Sr. St. Louis, Mo. (St. John Vianney H.S.)
Saturday	24	Collin Wilma	RHP	6-4	190	Jr. Tinley Park, Ill. (Tinley Park H.S.)
Saturday	22	Haden Dow	LHP	6-1	200	Jr. New Brunswick, Canada (Cloud County CC)
Sunday	-	TBA	-	-	-	-

#### // Redhawks Travel to Abilene Christian

Southeast Missouri (1-3) travels to Western Athletic Conference member Abilene Christian (4-1) for a four-game series this weekend. SEMO and ACU will open the series Friday at 4:05 p.m., CT.

#### // Follow the Redhawks

Listen live on the radio at ESPN 1220 AM and 93.5 FM. Erik Sean will call the action. Video can be accessed at ESPN+ for game one of the series. Live stats are available at ACUSports.com. Twitter updates will be provided @SEMObaseball.

#### // Series History

This year marks Southeast Missouri's first meeting with Abilene Christian. ACU is a member of the Western Athletic Conference (WAC).

#### // Midweek Action

The Redhawks fell to former Ohio Valley Conference member Middle Tennessee in their first midweek matchup of the season Tuesday. Southeast Missouri five hits with two coming from Josh Cameron in its 8-3 defeat.

#### // Stauss and Cameron Homer

Wade Stauss and Josh Cameron became the first Redhawks to get a home run this season. Stauss hit a leadoff solo home run in the top of the eighth inning. Cameron then hit his first career home run at SEMO for a two-run blast in the ninth.

#### // Redhawks Dominate Season-Opener

Southeast Missouri pounded out 13 hits in a dominating 11-3 season-opening win over Central Arkansas (Feb. 17). SEMO scored its most runs in a season-opener in 13 years when the Redhawks began the 2010 campaign with a 13-8 victory over SEC member Auburn. SEMO posted its fourth-straight season-opening win under Head Coach Andy Sawyers. The Redhawks also improved to 14-18 all-time in season-opening games during their NCAA Division I era (since 1992).

#### // Redhawk Debuts

Twelve players made their Southeast Missouri debuts during opening weekend at Central Arkansas (Feb. 17-19). Josh Cameron, Carlos Aranda, Chance Resetch, Caleb Rodgers, Gunnar Doyle, Yanluis Ortiz, Nolan Ackerman, Haden Dow, Logan Katen, Jonah Sarabia, Michael



Laudando and Esteban Hernandez all saw action for the first time in a Redhawk uniform.

## // 100 Starts

Jevon Mason made his 100th career start at Central Arkansas (Feb. 17). Mason (103) is now the third active player on this year's roster with over 100 career starts joining Peyton Leeper (114) and Lincoln Andrews (109).

## // 108 and Counting

Jevon Mason has started 108 consecutive games dating back to the 2021 season. That streak began with his start vs. Austin Peay on Mar. 20, 2021. Mason was one of three players to start all 59 games for the Redhawks in 2022.

## // Getting on Base

Lincoln Andrews and Jevon Mason reached base in each of Southeast Missouri's first four games of the 2023 campaign. Andrews is tied for first on the team with five hits.

## // About Abilene Christian

Abilene Christian is in its fifth year under Head Coach Rick McCarty. McCarty was an assistant coach at Southeast Missouri for two seasons in 2009-10. He also coached at Campbell, Louisiana Tech, Delta State and Dallas Baptist prior to taking over the Wildcats program. ACU is tied for second in the Western Athletic Conference with a .306 batting average. Logan Britt is the Wildcats' top hitter. Britt is this week's WAC Player of the Week after hitting .588 with two extra-base hits, three RBI, three stolen bases and two runs scored in a series win against Nevada. ACU is 3-1 this young season.

## // Miller Named to NCBWA Stopper of the Year Preseason Watch List

Right-hander Kyle Miller was one of four Ohio Valley Conference players named to the 2023 National Collegiate Baseball Writers Association (NCBWA) Stopper

of the Year Preseason Watch List. Miller joined Morehead State's John Bakke and Jarrett Miller, and Eastern Illinois' Zane Robbins on the list. Miller, a Preseason All-Ohio Valley Conference selection, went 8-4 with a 3.35 ERA in 24 relief appearances last season. He picked up six saves and led the Redhawks in wins. Miller struck out 47 and walked 14 in 45.2 innings.

## // Season 65

The 2023 campaign marks Southeast Missouri's 65th of college baseball. The Redhawks are in their 32nd season as an NCAA Division I program. SEMO is 1,432-1,164 all-time and 898-777-1 at the NCAA Division I level since the inception of its baseball program. The Redhawks have a 442-301-1 record in Ohio Valley Conference play. SEMO won five OVC regular-season titles (2002, 2014, 2015, 2016, 2021), five OVC Tournament crowns (1998, 2002, 2016, 2021, 2022) and made five NCAA Tournament appearances (1998, 2002, 2016, 2021, 2022) in program history.

## // Redhawks Picked to Win OVC

For the second-straight year, Southeast Missouri (128 pts.) was picked first in the Ohio Valley Preseason Poll selected by the league's Head Coaches and Communications Directors. SEMO received 16 of the 18 possible first-place votes. Morehead State, which earned the other two first-place nods, was picked second with 100 points. Eastern Illinois (89 pts.), Little Rock (86 pts.) and Tennessee Tech (78 pts.) rounded out the top five. SIU Edwardsville (76 pts.), UT Martin (41 pts.), Southern Indiana (26 pts.) and Lindenwood (24 pts.) complete this year's predicted order of finish.

## // Let's Do it Again

Southeast Missouri enters the 2023 season fresh off back-to-back 30-win campaigns. SEMO went 30-22 overall and swept the Ohio Valley Conference regular-season and tournament titles in 2021. A year later, the Redhawks compiled a 37-22 record and win their second OVC Tournament crown

## 2023 OVC Standings (as of Feb. 21)

School	Conference				Overall			
	W	L	T	Pct.	W	L	T	Pct.
Eastern Illinois	0	0	0	.000	3	0	0	1.000
Morehead State	0	0	0	.000	4	0	0	1.000
Little Rock	0	0	0	.000	3	1	0	.750
SIUE	0	0	0	.000	3	1	0	.750
Southern Indiana	0	0	0	.000	3	2	0	.600
UT Martin	0	0	0	.000	3	2	0	.600
Tennessee Tech	0	0	0	.000	2	2	0	.500
Lindenwood	0	0	0	.000	1	3	0	.250
Southeast Missouri	0	0	0	.000	1	3	0	.250

## This Weekend's Schedule

### Monday, February 20

Nicholls 9, Lindenwood, 2

### Tuesday, February 21

#### Middle Tennessee 8, Southeast Missouri 3

Lipscomb 6, Southern Indiana 4

SIUE 6, Illinois State 5 (10)

#20 Alabama 7, Tennessee Tech 4

Little Rock 8, Arkansas-Pine Bluff 3

UT Martin 5, @Murray State 2

### Wednesday, February 22

Little Rock at Arkansas-Pine Bluff, 2:00 p.m.

UT Martin at #20 Alabama, 3:00 p.m. (SEC Network+)

### Friday, February 24

Minnesota State at Lindenwood, 1:00 p.m.

Eastern Illinois at #3 Arkansas, 2:00 p.m.

Saint Peter's at Morehead State, 2:00 p.m. (ESPN+)

Bellarmine at Southern Indiana, 3:00 p.m.

Tennessee Tech at #22 Georgia Tech, 3:00 p.m. (ACC Network Extra)

Bradley at Little Rock, 3:00 p.m. (ESPN+)

#### Southeast Missouri at Abilene Christian, 4:05 p.m. (ESPN+)

Valparaiso at UT Martin, 5:00 p.m.

SIUE at ULM, 6:00 p.m.

### Saturday, February 25

Saint Peter's at Morehead State (2), 11:00 a.m.

Eastern Illinois at #3 Arkansas, 12:00 p.m. (SEC Network+)

Minnesota State at Lindenwood, 1:00 p.m.

Bellarmine at Southern Indiana, 1:00 p.m.

Tennessee Tech at #22 Georgia Tech, 1:00 p.m. (ACC Network Extra)

#### Southeast Missouri at Abilene Christian (2), 1:05 p.m.

SIUE at ULM, 2:00 p.m.

Bradley at Little Rock, 2:00 p.m. (ESPN+)

Valparaiso at UT Martin, 3:00 p.m.

### Sunday, February 26

Minnesota State at Lindenwood, 12:00 p.m.

Bellarmine at Southern Indiana, 12:00 p.m.

Tennessee Tech at #22 Georgia Tech, 12:00 p.m. (ACC Network Extra)

Saint Peter's at Morehead State, 12:00 p.m. (ESPN+)

Eastern Illinois at #3 Arkansas, 1:00 p.m. (SEC Network+)

SIUE at ULM, 1:00 p.m.

Valparaiso at UT Martin, 1:00 p.m.

#### Southeast Missouri at Abilene Christian, 1:05 p.m.

Bradley at Little Rock, 1:00 p.m. (ESPN+)



### Southeast Missouri or SEMO

is the preferred reference for Southeast Missouri State University athletic teams. Southeastern Missouri State is **NOT** an acceptable reference.



in a row. The 37 wins in 2022 are currently the most in a season with Andy Sawyers at the helm. Another 30-win season in 2023 will make Sawyers the third head coach in program history to record three-consecutive 30-win campaigns.

## // Amazing Run

The Redhawks were nearly unbeatable on their home diamond (Capaha Field) in 2022. Southeast Missouri led the nation with a 23-2 home record. The home record was the best in SEMO baseball history. The Redhawks won their first 14 home games a year ago.

## // More Program Firsts

Along with its staggering home record, Southeast Missouri won back-to-back Ohio Valley Conference Tournament titles and made the NCAA Tournament two years in a row for the first time in program history. SEMO won three-straight elimination games to claim its OVC Tournament crown in 2022. The Redhawks advanced to the NCAA Regional in Louisville, Kentucky in 2022 and NCAA Regional in Oxford, Mississippi in 2021.

## // Preseason All-OVC

Outfielders Jevon Mason and Brett Grabe, and right-handed pitcher Kyle Miller represented Southeast Missouri on this year's Preseason All-Ohio Valley Conference Baseball Team. Mason, who hails from West Des Moines, Iowa, garnered OVC All-Tournament Team accolades in 2022. He ranked fourth on the team with a .317 batting average in 59 starts, including 57 in left field. Mason tied for second on the team with 73 hits, ranked tied for third in doubles (14) and third in home runs (14). His 72 runs scored led the conference and rated 23rd in the nation. A native of Sacramento, California, Grabe landed was a Second-Team All-OVC pick last season. He finished third on the team with a .321 batting average as one of four players who hit over .300. He posted 10 home runs, 42 runs scored, 70 hits, three triples and 46 RBI. Grabe

collected multiple hits in 22 of his starts, as well. Miller, who is from Eureka, Missouri, joined Grabe as a Second-Team All-OVC selection. He was SEMO's closer who went 8-4 with a 3.35 ERA in 24 relief appearances. Miller picked up six saves and led the Redhawks in wins. He struck out 47 and walked 14 in 45.2 innings.

## // Home Run Record

Southeast Missouri broke a program record with 97 home runs in 2022. Five players hit 10 or more home runs for the Redhawks that year. Three of those five in Lincoln Andrews (15), Jevon Mason (14) and Brett Grabe (10) are back this season. That trio accounted for over 40 percent of the team's home run output. SEMO's 97 home runs ranked third in the Ohio Valley Conference behind Tennessee Tech (114) and SIU Edwardsville (99).

## // 2023 Roster

Southeast Missouri's 2023 roster includes 39 players with nine seniors, 18 juniors, five sophomores and seven freshmen. SEMO welcomes 16 newcomers to this year's club. The Redhawks also have six returning starters in Brett Grabe (OF), Jevon Mason (OF), Ty Stauss (OF), Lincoln Andrews (INF), Peyton Leeper (INF), Ben Palmer (INF). Grabe, Mason and Stauss are SEMO's top three hitters back. Pitching wise, the Redhawks return Noah Niznik and Collin Wilma, along with relievers Kyle Miller and Anthony Klein.

## // Mason Breaks Single-Season Runs Record

Jevon Mason broke Southeast Missouri's all-time single-season record in runs scored with 72 last season. Mason led the Ohio Valley Conference and ranked 23rd in the nation in that category. He also rated 25th in the country and first in the league with 1.25 runs per game. Mason surpassed current Associate Head Coach and former SEMO standout Trevor Ezell for the new mark.

## // Mr. Clutch

Brett Grabe has relished the role of being a clutch hitter and that showed several times over the course of the 2022 season. Grabe had three walk-off hits and delivered a pair of hits that decided the outcome late in the game a year ago. He delivered a go-ahead single in the top of the 10th inning that sent Southeast Missouri to a win over #22 Dallas Baptist (2/19). Grabe hit a three-RBI triple in the bottom of the seventh to lead SEMO to an 8-5 win over Arkansas State (4/5). His walk-off hits included a single in the bottom of the ninth vs. Murray State (4/10), home run in the bottom of the 10th vs. Morehead State (4/22) and three-RBI double in the bottom of the ninth vs. UT Martin (5/14). Not to mention, Grabe scored the game-winning run in the bottom of the 10th inning vs. Morehead State (4/22).

## // On Deck

Southeast Missouri hosts Missouri Valley Conference affiliate Evansville in its home-opener on Mar. 1. First pitch is set for 3 p.m., CT at Capaha Field. That contest opens a nine-game homestand for the Redhawks.

## // Welcome Back Kinney

Matthew Kinney returned to Cape Girardeau for his second stint as Southeast Missouri's pitching coach. Kinney spent the fall at Davidson and one year before that at Army West Point as pitching coach and recruiting coordinator. Prior to those moves, he was with the Redhawk from 2016-21 working first as a volunteer assistant before taking over as pitching coach and recruiting coordinator.

## // 2023 Schedule

Southeast Missouri's 2023 baseball schedule includes 56 games with 28 at Capaha Field this spring. SEMO begins the season on the road for its first eight games making trips to Central Arkansas (Feb. 17-19), Middle Tennessee (Feb. 21) and Abilene Christian (Feb. 24-26). The Redhawks play host to Missouri Valley



Conference member Evansville (Mar. 1) in their home-opener. That matchup opens a nine-game homestand that includes three-game series vs. Milwaukee (Mar. 3-5) and Butler (Mar. 10-12) and a two-game midweek set against Indiana State (Mar. 7-8). Missouri State (Mar. 14-15), Western Illinois (Mar. 17-19), Arkansas (Mar. 21), Murray State (Apr. 4), Southern Illinois (Apr. 11, Apr. 25) and Kansas State (May 5-7) are the rest of SEMO's non-conference opponents. Arkansas and Missouri State made the NCAA Tournament along with the Redhawks a year ago. The Redhawks start their 24-game Ohio Valley Conference slate at SIU Edwardsville (Mar. 24-26). SEMO will also travel to Southern Indiana (Apr. 6-8), Morehead State (Apr. 21-23) and UT Martin (May 12-14). The Redhawks face Little Rock (Mar. 31-Apr. 2), Tennessee Tech (Apr. 14-16), Lindenwood (Apr. 28-30) and Eastern Illinois (May 18-20) in their home conference series. This year's OVC Tournament will be held May 24-27 at Rent One Park in Marion, Illinois. The event returns to the venue for the first time since 2019. In 2022, SEMO overcame losing its first game to win three-straight and top No. 1 seed Belmont for its second-straight OVC Tournament crown.

ballpark for a nominal fee at the gate each game. Cost is \$10 per cooler. Coolers may contain beverages only as outside food is prohibited.

### // Fill the Hill Games

A Southeast Missouri baseball tradition continues in 2023 with "Fill the Hill" games. The Redhawks have partnered with Kohlfeld Distributing to bring tailgate days to Capaha Field during selected games this season. Kohlfeld Distributing will provide complimentary adult beverages to fans who provide proof of legal consuming age for the following dates:

March 31	vs. Little Rock
April 14	vs. Tennessee Tech
April 25	vs. Southern Illinois
April 28	vs. Lindenwood
May 2	vs. Murray State
May 19	vs. Eastern Illinois

Bring your own cooler is still permitted during "Fill the Hill" games. Fans are welcome to bring their own coolers stocked with their favorite beverages to the





# SOUTHEAST MISSOURI BASEBALL // NUMERICAL ROSTER

No.	Name	Pos.	Ht.	Wt.	Cl.	B/T	Hometown (High School/College)
00	Nathan MacLaren	OF	5-9	160	Fr.	R/R	Zionsville, Ind. (Carmel)
1	Jevon Mason	OF	5-11	202	Sr.	R/R	West Des Moines, Iowa (West Des Moines Valley/Iowa Western CC)
2	Cole Warehime	INF	6-1	185	Fr.	R/R	Downers Grove, Ill. (Downers Grove South)
5	Danny Sperling	INF	6-1	188	Sr.	L/R	Wauconda, Ill. (Wauconda/McHenry County College)
6	Chance Resetich	UT	5-11	185	Jr.	R/R	Hall, Ill. (Hall/Blackhawk College)
7	Kyle Miller	UT	6-2	210	Jr.	R/R	Eureka, Mo. (Eureka)
8	Ty Stauss	UT	5-10	190	Jr.	L/R	Wildwood, Mo. (Lafayette)
9	Gunnar Doyle	UT	6-0	190	Jr.	L/L	Oak Creek, Wis. (Oak Creek/Madison College)
10	Lincoln Andrews	INF	6-4	228	Jr.	L/R	Canon City, Colo. (Canon City )
11	Ben Palmer	INF	6-3	180	Jr.	R/R	Fridley, Minn. (Totino-Grace/Iowa Western CC)
12	Nolan Ackerman	C	6-0	205	Jr.	R/R	Parker, Colo. (Chaparral/College of San Mateo)
13	Caleb Rodgers	INF	5-10	180	Fr.	R/R	Little Rock, Ark. (Pulaski Academy)
14	Peyton Leeper	UT	5-11	200	Jr.	S/R	Mokane, Mo. (South Callaway)
15	Gavin Johnston	RHP	6-2	190	Fr.	R/R	Arnold, Mo. (Seckman)
16	Payton Lawrence	RHP	6-3	180	Jr.	R/R	Dixon, Ill. (Dixon/Blackhawk College)
17	Josh Cameron	OF	6-4	195	Jr.	R/L	Pflugerville, Texas (Hendrickson/Butler County CC)
18	Noah Niznik	LHP	5-11	196	Sr.	L/L	Imperial, Mo. (St. John Vianney)
19	Spencer Parker	OF	6-1	210	Sr.	L/R	Lee's Summit, Mo. (Lee's Summit/Iowa Western CC)
20	Jonah Sarabia	RHP	6-3	185	Fr.	R/R	Columbia, Mo. (Father Tolton)
21	Logan Katen	LHP	6-0	170	Jr.	L/L	Wentzville, Mo. (Holt/Lindenwood)
22	Haden Dow	LHP	6-1	200	Jr.	L/L	St. John, New Brunswick, Canada (Prospects Academy)
23	Brett Graber	OF	6-0	190	Sr.	R/R	Sacramento, Calif. (Capital Christian School/Cosumnes River College)
24	Collin Wilma	RHP	6-4	190	Jr.	R/R	Tinley Park, Ill. (Tinley Park)
25	Ethan Osborne	LHP	6-1	180	So.	L/L	Ashland, Mo. (Southern Boone)
26	Fischer Rausch	RHP	6-5	237	Jr.	R/R	St. Louis, Mo. (Valley Park)
27	Carlos Aranda	OF	6-1	185	Sr.	R/R	Santo Domingo, Dominican Republic (Colegio Triumfare/N. Illinois)
28	Anthony Klein	RHP	6-1	225	R-So.	R/R	St. Louis, Mo. (Parkway Central)
30	Tommy Windt	UT	6-3	212	Jr.	R/R	Orland Park, Ill. (Carl Sandburg/South Suburban College)
31	Michael Laudando	UT	6-2	180	So.	R/R	Westchester, Ill. (St. Laurence/Rockhurst University)
32	Jeb Callaghan	LHP	6-1	222	Sr.	L/L	Yakima, Wash. (Naches Valley/George Washington)
33	Bryce Grossius	RHP	6-2	210	Sr.	R/R	St. Louis, Mo. (St. Mary's)
34	Alex Esker	LHP	6-4	200	So.	L/L	St. Louis, Mo. (Christian Brothers College)
35	Eddie White	RHP	6-0	165	Fr.	R/R	Kansas City, Mo. (Bishop Miege)
36	Tanner Mueller	RHP	6-5	205	So.	R/R	Wentzville, Mo. (Lutheran St. Charles)
37	Hunter Ralls	RHP	6-3	190	Sr.	R/R	Anna, Ill. (Anna-Jonesboro)
38	Esteban Hernandez	RHP	6-0	175	Jr.	R/R	Yuma, Ariz. (Cibola/South Mountain CC)
39	Corbin Guthman	RHP	6-3	190	Fr.	R/R	Murphysboro, Ill. (Murphysboro)
44	Yanluis Ortiz	C	5-10	205	Jr.	R/R	Southlake, Texas (Southlake Carroll/Grayston College)
55	Michael Moore	RHP	6-5	210	Jr.	R/R	Vernon Hills, Ill. (Vernon Hills/McHenry County College)

## Coaches & Staff

3	Andy Sawyers, Head Coach (Seventh Year)
4	Trevor Ezell, Associate Head Coach/Hitting (Third Year)
88	Matthew Kinney, Assistant Coach/Pitching (First Year)
99	Harrison Heffley, Volunteer Assistant (First Year)
40	Connery O'Donnell, Student Assistant
	Ryan Napoli, Strength & Conditioning
	Ben Fox, Athletic Trainer
	Connor Rooney, Manager
	Kaiyu Atsumi, Manager

## Pronunciations

Carlos Aranda	ah-RON-duh
Bryce Grossius	grocius (like grocery)
Logan Katen	KAY-ten
Jevon Mason	JUH-von
Noah Niznik	nez-nick
Yanluis Ortiz	yan-lou-ees
Chance Resetich	ruh-set-itch
Jonah Sarabia	suh-ROB-ee-uh
Ty Stauss	stauss (sounds like house)



# SOUTHEAST MISSOURI BASEBALL // ALPHABETICAL ROSTER



No.	Name	Pos.	Ht.	Wt.	Cl.	B/T	Hometown (High School/College)
12	Nolan Ackerman	C	6-0	205	Jr.	R/R	Parker, Colo. (Chaparral/College of San Mateo)
10	Lincoln Andrews	INF	6-4	228	Jr.	L/R	Canon City, Colo. (Canon City )
27	Carlos Aranda	OF	6-1	185	Sr.	R/R	Santo Domingo, Dominican Republic (Colegio Triumfare/N. Illinois)
32	Jeb Callaghan	LHP	6-1	222	Sr.	L/L	Yakima, Wash. (Naches Valley/George Washington)
17	Josh Cameron	OF	6-4	195	Jr.	R/L	Pflugerville, Texas (Hendrickson/Butler County CC)
22	Haden Dow	LHP	6-1	200	Jr.	L/L	St. John, New Brunswick, Canada (Prospects Academy)
9	Gunnar Doyle	UT	6-0	190	Jr.	L/L	Oak Creek, Wis. (Oak Creek/Madison College)
34	Alex Esker	LHP	6-4	200	So.	L/L	St. Louis, Mo. (Christian Brothers College)
23	Brett Graber	OF	6-0	190	Sr.	R/R	Sacramento, Calif. (Capital Christian School/Cosumnes River College)
33	Bryce Grossius	RHP	6-2	210	Sr.	R/R	St. Louis, Mo. (St. Mary's)
39	Corbin Guthman	RHP	6-3	190	Fr.	R/R	Murphysboro, Ill. (Murphysboro)
38	Esteban Hernandez	RHP	6-0	175	Jr.	R/R	Yuma, Ariz. (Cibola/South Mountain CC)
15	Gavin Johnston	RHP	6-2	190	Fr.	R/R	Arnold, Mo. (Seckman)
21	Logan Katen	LHP	6-0	170	Jr.	L/L	Wentzville, Mo. (Holt/Lindenwood)
28	Anthony Klein	RHP	6-1	225	R-So.	R/R	St. Louis, Mo. (Parkway Central)
31	Michael Laudando	UT	6-2	180	So.	R/R	Westchester, Ill. (St. Laurence/Rockhurst University)
16	Payton Lawrence	RHP	6-3	180	Jr.	R/R	Dixon, Ill. (Dixon/Blackhawk College)
14	Peyton Leeper	UT	5-11	200	Jr.	S/R	Mokane, Mo. (South Callaway)
00	Nathan MacLaren	OF	5-9	160	Fr.	R/R	Zionsville, Ind. (Carmel)
1	Jevon Mason	OF	5-11	202	Sr.	R/R	West Des Moines, Iowa (West Des Moines Valley/Iowa Western CC)
7	Kyle Miller	UT	6-2	210	Jr.	R/R	Eureka, Mo. (Eureka)
55	Michael Moore	RHP	6-5	210	Jr.	R/R	Vernon Hills, Ill. (Vernon Hills/McHenry County College)
36	Tanner Mueller	RHP	6-5	205	So.	R/R	Wentzville, Mo. (Lutheran St. Charles)
18	Noah Niznik	LHP	5-11	196	Sr.	L/L	Imperial, Mo. (St. John Vianney)
44	Yanluis Ortiz	C	5-10	205	Jr.	R/R	Southlake, Texas (Southlake Carroll/Grayston College)
25	Ethan Osborne	LHP	6-1	180	So.	L/L	Ashland, Mo. (Southern Boone)
11	Ben Palmer	INF	6-3	180	Jr.	R/R	Fridley, Minn. (Totino-Grace/Iowa Western CC)
19	Spencer Parker	OF	6-1	210	Sr.	L/R	Lee's Summit, Mo. (Lee's Summit/Iowa Western CC)
37	Hunter Ralls	RHP	6-3	190	Sr.	R/R	Anna, Ill. (Anna-Jonesboro)
26	Fischer Rausch	RHP	6-5	237	Jr.	R/R	St. Louis, Mo. (Valley Park)
6	Chance Resetich	UT	5-11	185	Jr.	R/R	Hall, Ill. (Hall/Blackhawk College)
13	Caleb Rodgers	INF	5-10	180	Fr.	R/R	Little Rock, Ark. (Pulaski Academy)
20	Jonah Sarabia	RHP	6-3	185	Fr.	R/R	Columbia, Mo. (Father Tolton)
5	Danny Sperling	INF	6-1	188	Sr.	L/R	Wauconda, Ill. (Wauconda/McHenry County College)
8	Ty Stauss	UT	5-10	190	Jr.	L/R	Wildwood, Mo. (Lafayette)
2	Cole Warehime	INF	6-1	185	Fr.	R/R	Downers Grove, Ill. (Downers Grove South)
35	Eddie White	RHP	6-0	165	Fr.	R/R	Kansas City, Mo. (Bishop Miege)
24	Collin Wilma	RHP	6-4	190	Jr.	R/R	Tinley Park, Ill. (Tinley Park)
30	Tommy Windt	UT	6-3	212	Jr.	R/R	Orland Park, Ill. (Carl Sandburg/South Suburban College)

## Roster Breakdown

Total Squad Members	39
Seniors	9
Juniors	18
Sophomores	5
Freshmen	7
Newcomers	16
Position Starters Returning/Lost	6/3
Starting Pitchers Returning/Lost	2/1






## SOUTHEAST MISSOURI BASEBALL // RADIO/TV ROSTER




**Nathan MacLaren**  
OF / 5-9 / 190 / Fr. / R-R  
Zionsville, Ind.



**Jevon Mason**  
OF / 5-11 / 202 / Sr. / R-R  
West Des Moines, Iowa



**Cole Warehime**  
INF / 6-1 / 185 / Fr. / R-R  
Downers Grove, Ill.



**Danny Sperling**  
INF / 6-1 / 188 / Sr. / L-R  
Wauconda, Ill.



**Chance Resetich**  
UT / 5-11 / 185 / Jr. / R-R  
Hall, Ill.



**Kyle Miller**  
UT / 6-2 / 210 / Jr. / R-R  
Eureka, Mo.




**Ty Stauss**  
UT / 5-10 / 190 / Jr. / L-R  
Wildwood, Mo.



**Gunnar Doyle**  
UT / 6-0 / 190 / Jr. / L-L  
Oak Creek, Wis.



**Lincoln Andrews**  
INF / 6-4 / 228 / Jr. / L-R  
Canon City, Colo.



**Ben Palmer**  
INF / 6-3 / 180 / Jr. / R-R  
Fridley, Minn.



**Nolan Ackerman**  
C / 6-0 / 205 / Jr. / R-R  
Parker, Colo.



**Caleb Rodgers**  
INF / 5-10 / 180 / Fr. / R-R  
Little Rock, Ark.



**Peyton Leeper**  
UT / 5-11 / 200 / Jr. / S-R  
Mokane, Mo.



**Gavin Johnston**  
RHP / 6-2 / 190 / Fr. / R-R  
Arnold, Mo.



**Payton Lawrence**  
RHP / 6-3 / 180 / Jr. / R-R  
Dixon, Ill.



**Josh Cameron**  
OF / 6-4 / 195 / Jr. / R-L  
Pflugerville, Texas



**Noah Niznik**  
LHP / 5-11 / 196 / Sr. / L-L  
Imperial, Mo.




**Spencer Parker**  
OF / 6-1 / 210 / Sr. / L-R  
Lee's Summit, Mo.



**Jonah Sarabia**  
RHP / 6-3 / 185 / Fr. / R-R  
Columbia, Mo.



**Logan Katen**  
LHP / 6-0 / 170 / Jr. / L-L  
Wentzville, Mo.



**Haden Dow**  
LHP / 6-1 / 200 / Jr. / L-L  
New Brunswick, Canada



**Brett Graber**  
OF / 6-0 / 190 / Sr. / R-R  
Sacramento, Calif.



**Collin Wilma**  
RHP / 6-4 / 190 / Jr. / R-R  
Tinley Park, Ill.



**Ethan Osborne**  
LHP / 6-1 / 180 / So. / L-L  
Ashland, Mo.



**Fischer Rausch**  
RHP / 6-5 / 237 / Jr. / R-R  
St. Louis, Mo.



# SOUTHEAST MISSOURI BASEBALL // RADIO/TV ROSTER



27

**Carlos Aranda**  
OF / 6-1 / 185 / Sr. / R-R  
Santo Domingo, Dominican Rep.



28

**Anthony Klein**  
RHP / 6-1 / 225 / R-So. / R-R  
St. Louis, Mo.



30

**Tommy Windt**  
RHP / 6-3 / 212 / Jr. / R-R  
Orland Park, Ill.



31

**Michael Laudando**  
RHP / 6-2 / 180 / So. / R-R  
Westchester, Ill.



32

**Jeb Callaghan**  
LHP / 6-1 / 222 / Sr. / L-L  
Yakima, Wash.



33

**Bryce Grossius**  
RHP / 6-2 / 210 / Sr. / R-R  
St. Louis, Mo.




34

**Alex Esker**  
LHP / 6-4 / 200 / So. / L-L  
St. Louis, Mo.



35

**Eddie White**  
RHP / 6-0 / 165 / Fr. / R-R  
Kansas City, Mo.




36

**Tanner Mueller**  
RHP / 6-5 / 205 / So. / R-R  
Wentzville, Mo.



37

**Hunter Ralls**  
RHP / 6-3 / 190 / Sr. / R-R  
Anna, Ill.



38

**Esteban Hernandez**  
RHP / 6-0 / 175 / Jr. / R-R  
Yuma, Ariz.



39

**Corbin Guthman**  
RHP / 6-3 / 190 / Fr. / R-R  
Murphysboro, Ill.



44

**Yanluis Ortiz**  
C / 5-10 / 205 / Jr. / R-R  
Southlake, Texas



55

**Michael Moore**  
RHP / 6-5 / 210 / Jr. / R-R  
Vernon Hills, Ill.



3

**Andy Sawyers**  
Head Coach  
Seventh Year



4

**Trevor Ezell**  
Associate Head Coach  
Third Year



88

**Matthew Kinney**  
Assistant Coach  
First Year




99

**Harrison Heffley**  
Volunteer Assistant Coach  
First Year



40

**Connery O'Donnell**  
Student Assistant Coach  
First Year




**Connor Rooney**  
Manager



**Kaiyu Atsumi**  
Manager



**Ryan Napoli**  
Director of Sports  
Performance



**Ben Fox**  
Athletic Trainer



## SOUTHEAST MISSOURI BASEBALL // HEAD COACH ANDY SAWYERS



REDHAWK BASEBALL

Andy SAWYERS

Head Coach // Seventh Year // Nebraska, 1998

**T**he 2023 season marks Andy Sawyers' seventh as Southeast Missouri's head coach.

In the last two years alone, Sawyers led SEMO to one Ohio Valley Conference regular-season title, back-to-back OVC Tournament crowns and two NCAA Tournament appearances. For the first time in program history, the Redhawks claimed the league's OVC Tournament title and advanced to the NCAA Tournament in consecutive seasons during the 2021 and 2022 campaigns.

During the 2022 season, SEMO compiled a 37-22 overall record and finished second in the OVC with a 16-8 mark. The Redhawks, after dropping their first game of the conference tournament, won three-straight elimination games to secure their second-straight OVC Tournament championship. SEMO outlasted top-seeded Belmont, 5-4, in 10 innings to get the title.

The Redhawks later represented the OVC at the NCAA Regional in Louisville, Kentucky. That trip came a year after SEMO advanced to the NCAA Regional in Oxford, Mississippi.

SEMO was nearly unbeatable at home in 2022, where it led the

nation with a 23-2 record. The Redhawks won their first 14 games at Capaha Field en route to their best home record in program history. In addition, the Redhawks finished the year with 24 come-from-behind victories.

The Redhawks hit a program record 97 home runs with five players getting 10 or more. SEMO also had seven All-OVC selections, two American Baseball Coaches Association (ABCA)/Rawlings All-South Region picks and one draft pick (Andrew Keck, 10th round, Atlanta Braves) in 2022.

Academically, SEMO's baseball team recently recorded a 3.45 grade point average for its best fall term GPA in program history. During the 2021-22 academic year, the Redhawks had two OVC Medal of Honor recipients and 20 Commissioner's Honor Roll selections.

In terms of winning percentage, Sawyers' baseball program is the second-winningest in SEMO's Department of Athletics with a .546 percentage over the last seven seasons. The Redhawks accumulated a total of 194 wins and won at a .592 rate in OVC play (103-71). SEMO won 30 or more games

each of the last two years and Sawyers is in position to become the third head coach in program history to post three-consecutive 30-win seasons.

Sawyers was named OVC Coach of the Year after leading SEMO to a sweep of league's regular-season and tournament titles in 2021. The Redhawks finished that championship season with an overall 30-22 record and 17-10 in the OVC. SEMO recorded 30 wins in a season for the first time with Sawyers at the helm and posted series wins in eight of its nine series against league foes in 2021.

Sawyers coached his first OVC Specialty Award-Winner when left-hander Dylan Dodd was tabbed the league's Pitcher of the Year.

Dodd later became the highest draft pick in program history when he was selected in the third round by the Atlanta Braves in the 2021 Major League Draft. Additionally, Dodd wrapped up his final college season as a Second-Team Collegiate Baseball All-American.

Statistically, SEMO led the OVC with 14 saves and a .967 fielding percentage after committing just 49 errors in 52 contests. The Redhawks were also second in the conference in wins as their 30 victories marked the most in a season in five years.

In 2020, SEMO had an overall record of 9-8 and a 2-1 mark in OVC play when its season abruptly ended due to a global COVID-19 pandemic. The Redhawks heated up to win seven of nine contests prior to the end of competition.

The Redhawks led the OVC in batting average (.314), hits (188), triples (9), plate appearances (707), at-bats (598), hit by pitch (26), stolen bases (36), fewest walks allowed (54) and fielding percentage (.976), and rated second

in slugging percentage (.503), on-base percentage (.404), runs (129), RBI (121) and home runs (21) at the time their 2020 campaign came to a close. SEMO also ranked among the top 10 teams in the nation in hits (6th) and triples (8th).

Individually, Justin Dirden led the conference in slugging percentage (.900), RBI (26), home runs (9), hits (29), total bases (63) and stolen bases (9) before signing as an undrafted free agent with the Houston Astros.

Shortstop Tyler Wilber topped the OVC in runs (26) and center fielder Danny Wright tied a league-high with 29 hits when play was suspended.

Pitching wise, left-handers Dylan Dodd (2-1, 36 Ks) and Noah Niznik (3-0, 15 Ks) were a combined 5-1 with 51 strikeouts and two complete game shutouts through four starts in 2020.

Before they took the field in 2019, the Redhawks ushered in a state-of-the-art hitting facility adjacent to Capaha Field. The 4,000-square foot facility can fit up to four batting cages and is equipped with portable pitching mounds. It also had HitTrax Rapsodo technology which is used to enhance overall player performance through real-time stats and performance metrics.

SEMO went 23-32 during an injury-riddled 2019 campaign. The Redhawks played without five of their position starters for much of the season.

Despite the misfortune with injuries, SEMO had a pair of All-OVC performers in Wilber and Niznik.

A First-Team selection, Wilber led the OVC with a .383 batting average and was the Redhawks leader in hits (80) doubles (19), triples (3), RBI (40), slugging percentage (.531) and on-base percentage (.480).



Niznik, who landed a spot on the All-Newcomer Team, started 13 games as a freshman. He led the team with a 3.63 ERA, ranked second in innings (62) and third in both strikeouts (49) and wins (3).

The year before that, Sawyers guided the 2018 squad to the program's 13th consecutive OVC Tournament berth as the Redhawks finished 27-30 overall and second in the conference with a 20-10 record.

That team produced three First-Team All-OVC performers, including Carlos Vega, Trevor Ezell and Dirden.

Sawyers was hired as the sixth head coach in program history on July 29, 2016.

In his first year as an NCAA Division I head coach in 2017, Sawyers led the Redhawks to a winning season (29-26 overall, 16-14 OVC). He also picked up his first career OVC Tournament win along the way.

First-Team pick Dan Holst, Second-Team selections Brian Lees, Chris Osborne, Justin Murphy and Clay Chandler, and All-Newcomer Team member Danny Wright formed a group of six All-OVC players in Sawyers' debut season as a Division I head coach.

In all, Sawyers has over two decades worth of collegiate coaching experience.

Prior to arriving in Cape Girardeau, he worked two seasons as the Associate Head Coach/Offensive Coordinator at Big 12 Conference member Kansas State. There, Sawyers oversaw the hitters and catchers, while helping coordinate recruiting efforts.

Sawyers has coached in two College World Series, two NCAA Super Regionals and nine NCAA Tournaments during his coaching tenure. He has mentored 41 Major

League Baseball draft picks, including two first-round selections and ten top-10 round picks.

The Wildcats ranked fourth in the Big 12 offensively with a .284 team batting average in 2016. K-State's offense registered a .400 slugging percentage and .372 on-base percentage, scored 335 runs, had 550 hits, belted 100 doubles, notched 17 triples, and finished with 30 home runs and 300 RBI.

Sawyers coached freshman Josh Rolette who garnered Louisville Slugger Freshman All-American honors in 2016. He also helped mentor Jake Scudder who was named Big 12 Newcomer of the Year. The Wildcats had three student-athletes on the All-Big 12 Teams that season.

The 2015 and 2016 campaigns were Sawyers' second stint at K-State.

He previously served as an assistant coach for the Wildcats in 2009 and 2010. Sawyers helped lead K-State to an 80-30-1 record and the first two NCAA Regional appearances in school history over that span.

The 2009 season was a year of power for the Wildcats under Sawyers. The team hit 22 triples and 58 home runs, most in both categories since 1997. The offense shined when it came to stolen bases as the 149 steals were second-most in the nation and just two shy of breaking the Big 12 record. Overall, the team finished among Big 12 leaders in on-base percentage (2nd, .399), runs scored (2nd, 458), hits (2nd, 675), RBI (2nd, 420), doubles (3rd, 123), and fewest strikeouts (4th, 393).

Six Wildcats claimed All-Big 12 honors in 2009, including outfielder Nick Martini, who also garnered Louisville Slugger Freshman All-

America honors, and Justin Bloxom and Carter Jurica, who finished fourth and eighth, respectively, in the Big 12 in batting average.

The 2010 squad matched the success of 2009 by also reaching the NCAA postseason, and the offense topped the previous season totals in batting average (.323 in 2010; .317 in 2009), runs per game (7.6 vs. 7.4) and OBP (.426 vs. .399).

Before K-State, Sawyers spent four seasons as Associate Head Coach at Texas A&M (2011-14). Those four seasons at Texas A&M represented the end of Sawyers' five-year stint with the Aggies after he spent 2008 as a volunteer assistant coach.

In each of those five seasons, Sawyers helped Texas A&M reach an NCAA Regional while also winning a pair of Big 12 championships. In addition, he coached standouts Tyler Naquin - 2011 Big 12 Player of the Year, All-American and a first round pick by the Cleveland Indians in 2012 - and Krey Bratson, a 2011 Freshman All-American.

Before his appointment at Texas A&M in 2008, Sawyers worked with current Aggie head coach Rob Childress as an assistant coach and recruiting coordinator at Nebraska from 2003-07.

While in Lincoln, he helped the Huskers earn four trips to the NCAA Tournament, including an appearance at the 2005

## ■ The Sawyers File

### Experience:

23rd Year (Seventh at SEMO)

### Hometown:

Willits, Calif.

### Birthdate:

May 24, 1975

### Alma Mater:

Nebraska, 1998

### Education:

B.A. History (Nebraska)  
M.S. Education (Nebraska)

### Date Hired:

July 29, 2016

### Family:

Wife - Dena  
Children - A.J., Alex

### Playing Experience:

Point Loma Nazarene, 1994  
Mendocino College, 1996  
Nebraska, 1997-98

### Coaching Experience:

Northwestern State, Volunteer Asst., 1999  
Nebraska, Volunteer Asst., 2000  
Hutchinson CC, Head Coach, 2001-02  
Nebraska, Assistant Coach, 2003-07  
Texas A&M, Volunteer Asst., 2008  
Kansas State, Assistant Coach, 2009-10  
Texas A&M, Assoc. Head Coach, 2011-14  
Kansas State, Assoc. Head Coach, 2015-16  
Southeast Missouri, Head Coach, 2017-pr.





## SOUTHEAST MISSOURI BASEBALL // HEAD COACH ANDY SAWYERS

College World Series. Sawyers, who lettered two years at Nebraska, worked with 12 Huskers who were selected in the MLB Draft, including Alex Collegiate Baseball.

After working as the volunteer assistant at Nebraska in 2000, Sawyers worked the 2001 and 2002 seasons as head coach at Hutchinson Community College, compiling an 87-30 record and two postseason berths. In 2001, the Dragons went 40-16 and won the Jayhawk West Sub-Regional, while the 2002 squad set a school record with 47 wins and was ranked as high as seventh by the NJCAA.

Sawyers' coaching career began at Northwestern (La.) State in 1999 as a volunteer assistant coach, helping the Demons finish second in the Southland Conference.

He first played collegiately at Point Loma (Calif.) Nazarene College in 1994. Following a year off, he played at Mendocino (Calif.) Junior College in 1996 before finishing up his playing career at Nebraska.

A native of Willits, California, Sawyers received his bachelor (1998) and master's (2000) degrees from Nebraska. He is married to the former Dena Lindeblad and the couple have two sons, Andrew James (A.J.) and Alex.

### Sawyers' Year-by-Year Records

Year	School	Assignment	Record	Conf./Finish	Postseason
1999	Northwestern State	Volunteer Assistant	38-21	18-9/2nd	-
2000	Nebraska	Volunteer Assistant	51-17	21-9/2nd	NCAA Super Regional
2001	Hutchinson CC	Head Coach	40-16	-	Sub-Regional
2002	Hutchinson CC	Head Coach	47-11	-	Sub-Regional
2003	Nebraska	Assistant Coach	47-18	20-7/1st	NCAA Regional
2004	Nebraska	Assistant Coach	36-23	11-16/8th	-
2005	Nebraska	Assistant Coach	57-15	19-8/1st	NCAA College World Series
2006	Nebraska	Assistant Coach	42-17	17-10/3rd	NCAA Regional
2007	Nebraska	Assistant Coach	32-27	14-13/4th	NCAA Regional
2008	Texas A&M	Volunteer Assistant	46-19	19-8/1st	NCAA Super Regional
2009	Kansas State	Assistant Coach	43-18-1	14-11-1/4th	NCAA Regional
2010	Kansas State	Assistant Coach	37-22	14-12/3rd	NCAA Regional
2011	Texas A&M	Assoc. Head Coach	47-22	19-8/t1st	NCAA College World Series
2012	Texas A&M	Assoc. Head Coach	43-18	16-8/2nd	NCAA Regional
2013	Texas A&M	Assoc. Head Coach	34-29	13-16/6th	NCAA Regional
2014	Texas A&M	Assoc. Head Coach	36-26	14-16/5th	NCAA Regional
2015	Kansas State	Assoc. Head Coach	27-30	10-14/6th	-
2016	Kansas State	Assoc. Head Coach	26-31	8-16/8th	-
2017	Southeast Missouri	Head Coach	29-26	16-14/5th	OVC Tournament
2018	Southeast Missouri	Head Coach	27-30	20-10/2nd	OVC Tournament
2019	Southeast Missouri	Head Coach	23-32	10-20/10th	-
2020*	Southeast Missouri	Head Coach	9-8	2-1	-
2021	Southeast Missouri	Head Coach	30-22	17-10/1st	NCAA Regional
2022	Southeast Missouri	Head Coach	37-22	16-8/2nd	NCAA Regional
2023	Southeast Missouri	Head Coach	1-3	0-0	-

\* - Season ended due to COVID-19 pandemic

### Overall Record as a Head Coach: 243-170 (9 years)

Record at Southeast Missouri, 156-14, 81-63 Ohio Valley Conference (7 years)

Record at Hutchinson CC, 87-27 (2 years)

Record as a college associate head coach, 213-156

Record as a college assistant coach, 294-140-1

Record as a volunteer assistant coach, 135-57

### Coaching Honors

2021 OVC Coach of the Year



## 2023 Statistics

Record: 1-3 Home: 0-0 Away: 1-3 OVC: 0-0

Player	avg	gp-gs	ab	r	h	2b	3b	hr	rbi	tb	slg%	bb	hp	so	gdp	ob%	sf	sh	sb-att	po	a	e	fld%
10 ANDREWS, Lincoln	.313	4-4	16	2	5	1	0	0	1	6	.375	1	0	2	0	.353	0	0	0-0	31	2	0	1.000
17 CAMERON, Josh	.313	4-4	16	4	5	2	0	1	2	10	.625	0	1	2	0	.353	0	0	0-0	11	0	0	1.000
23 GRABER, Brett	.188	4-4	16	1	3	2	0	0	1	5	.313	2	0	5	0	.278	0	1	0-0	10	0	0	1.000
1 MASON, Jevon	.188	4-4	16	3	3	1	0	0	3	4	.250	3	0	3	0	.316	0	0	1-1	4	0	0	1.000
8 STAUSS, Ty	.182	4-3	11	2	2	0	0	1	2	5	.455	1	1	1	0	.308	0	0	0-0	17	1	0	1.000
14 LEEPER, Peyton	.154	4-4	13	0	2	1	0	0	2	3	.231	2	1	2	0	.313	0	0	1-1	5	10	3	.833
27 ARANDA, Carlos	.125	4-3	8	1	1	0	0	0	1	1	.125	2	1	3	0	.364	0	0	0-0	0	0	0	.000
5 SPERLING, Danny	.091	3-3	11	3	1	0	0	0	0	1	.091	2	0	3	0	.231	0	0	0-0	2	5	0	1.000
6 RESETICH, Chance	.077	4-3	13	2	1	1	0	0	1	2	.154	0	0	3	0	.077	0	0	0-0	6	5	0	1.000
9 DOYLE, Gunnar	.000	3-1	4	0	0	0	0	0	0	0	.000	1	0	3	0	.200	0	0	0-0	0	0	0	.000
-----																							
13 RODGERS, Caleb	.000	2-1	3	0	0	0	0	0	0	0	.000	0	0	3	0	.000	0	0	0-0	2	6	0	1.000
11 PALMER, Ben	.000	1-1	3	0	0	0	0	0	1	0	.000	1	0	2	0	.250	0	0	0-1	0	0	0	.000
44 ORTIZ, Yanluis	.000	2-1	2	0	0	0	0	0	0	0	.000	0	0	0	0	.000	0	0	0-0	8	2	0	1.000
12 ACKERMAN, Nolan	.000	1-0	0	0	0	0	0	0	0	0	.000	0	0	0	0	.000	0	0	0-0	2	0	0	1.000
Totals	.174	4	132	18	23	8	0	2	14	37	.280	15	4	32	0	.278	0	1	2-3	99	36	3	.978
Opponents	.323	4	133	27	43	11	3	7	23	81	.609	7	7	26	2	.383	2	2	5-6	108	35	5	.966

LOB - Team (26), Opp (25). DPs turned - Team (4).

## (All games Sorted by Earned run avg)

Player	era	w-l	app	gs	cg	sho	sv	ip	h	r	er	bb	so	2b	3b	hr	b/avg	wp	hp	bks	sfa	sha
37 RALLS, Hunter	2.70	1-0	1	0	0	0/0	0	3.1	2	1	1	1	1	0	0	1	.182	0	0	0	0	0
22 DOW, Haden	3.00	0-1	1	1	0	0/0	0	3.0	3	1	1	1	1	0	0	1	.250	1	0	0	0	0
18 NIZNIK, Noah	3.86	0-0	1	1	0	0/0	0	4.2	5	2	2	0	7	2	0	1	.278	0	0	0	0	0
24 WILMA, Collin	6.00	0-1	1	1	0	0/0	0	3.0	4	2	2	1	3	2	0	0	.364	0	1	0	0	1
16 LAWRENCE, Payton	7.36	0-0	2	0	0	0/0	0	3.2	5	3	3	0	2	1	0	0	.357	0	0	0	1	0
-----																						
26 RAUSCH, Fischer	0.00	0-0	2	0	0	0/0	0	2.2	1	0	0	1	3	0	1	0	.125	0	1	0	1	0
21 KATEN, Logan	0.00	0-0	1	0	0	0/0	0	2.1	0	0	0	0	4	0	0	0	.000	0	0	0	0	0
20 SARABIA, Jonah	0.00	0-0	1	0	0	0/0	0	1.0	0	0	0	0	0	0	0	0	.000	0	1	0	0	0
25 OSBORNE, Ethan	3.38	0-0	1	0	0	0/0	0	2.2	5	1	1	0	2	1	0	0	.385	0	0	0	0	0
33 GROSSIUS, Bryce	6.75	0-1	1	1	0	0/0	0	1.1	3	1	1	0	0	0	0	0	.500	0	3	1	0	0
28 KLEIN, Anthony	18.00	0-0	1	0	0	0/0	0	1.0	3	3	2	0	0	2	0	1	.500	0	0	0	0	0
7 MILLER, Kyle	23.14	0-0	2	0	0	0/0	0	2.1	6	6	6	0	1	2	0	2	.462	0	1	0	0	0
31 LAUDANDO, Michael	27.00	0-0	1	0	0	0/0	0	1.0	2	3	3	2	1	0	1	0	.500	1	0	0	0	1
38 HERNANDEZ, Esteban	36.00	0-0	2	0	0	0/0	0	1.0	4	4	4	1	1	1	1	1	.571	2	0	0	0	0
Totals	7.09	1-3	4	4	0	0/0	0	33.0	43	27	26	7	26	11	3	7	.323	4	7	1	2	2
Opponents	3.00	3-1	4	4	0	1/1	2	36.0	23	18	12	15	32	8	0	2	.174	2	4	1	0	1

PB - Team (2), ORTIZ, Y. 1, STAUSS, T. 1. Pickoffs - Team (1), WILMA, C. 1. SBA/ATT - STAUSS, T. (5-5), MILLER, K. (2-2), RALLS, H. (1-1), NIZNIK, N. (0-1), LAUDANDO, M. (1-1), HERNANDEZ, E (1-1).





**2023 Results**

<b>Date</b>	<b>Opponent</b>		<b>Score</b>	<b>Inns</b>	<b>Overall</b>	<b>OVC</b>	<b>Pitcher of record</b>	<b>Attend</b>	<b>Time</b>
02-17-23	at Central Arkansas	W	11-3	9	1-0-0	0-0-0	RALLS, H. (W 1-0)	485	3:06
02-18-23	at Central Arkansas	L	0-3	9	1-1-0	0-0-0	WILMA, C. (L 0-1)	423	2:42
02-19-23	at Central Arkansas	L	4-13	9	1-2-0	0-0-0	DOW, H. (L 0-1)	376	3:00
02-21-23	at Middle Tennessee	L	3-8	9	1-3-0	0-0-0	GROSSIUS, B. (L 0-1)	917	2:22

() extra inning game



## 2022 Final Ohio Valley Conference Statistics

Record: 16-8 Home: 11-1 Away: 5-7 OVC: 16-8

Player	avg	gp-gs	ab	r	h	2b	3b	hr	rbi	tb	slg%	bb	hp	so	gdp	ob%	sf	sh	sb-att	po	a	e	fld%
23 GRABER, Brett	.363	24-24	91	18	33	9	1	4	20	56	.615	14	1	22	2	.453	0	1	3-5	66	0	1	.985
9 WILBER, Tyler	.333	24-24	96	19	32	6	0	5	25	53	.552	6	0	14	2	.362	3	1	0-0	25	53	5	.940
12 KECK, Andrew	.330	24-24	91	21	30	5	2	9	31	66	.725	11	2	12	4	.410	1	0	2-5	195	15	3	.986
8 STAUSS, Ty	.313	23-21	83	14	26	6	0	3	19	41	.494	8	1	12	4	.380	0	1	0-0	16	2	0	1.000
1 MASON, Jevon	.237	24-24	93	27	22	3	1	4	11	39	.419	11	7	17	1	.351	3	0	2-3	40	0	0	1.000
10 ANDREWS, Lincoln	.205	24-24	83	20	17	2	0	9	18	46	.554	8	6	19	3	.320	0	1	0-0	178	8	2	.989
11 PALMER, Ben	.200	24-23	80	14	16	3	0	4	12	31	.388	2	1	21	0	.229	0	2	0-0	32	54	4	.956
14 LEEPER, Peyton	.184	23-22	76	9	14	2	0	0	7	16	.211	14	3	16	3	.326	2	3	2-2	10	30	4	.909
-----																							
19 PARKER, Spencer	.227	16-12	44	9	10	5	0	1	5	18	.409	5	2	15	0	.333	0	0	0-0	16	0	2	.889
5 SPERLING, Danny	.188	8-3	16	1	3	2	0	0	2	5	.313	1	2	3	1	.316	0	1	0-0	9	7	1	.941
21 VASKE, Joel	.167	19-12	36	8	6	2	0	1	6	11	.306	7	3	18	1	.348	0	1	2-3	31	0	0	1.000
35 MALZAHN, Ryan	.000	2-2	5	0	0	0	0	0	0	0	.000	0	0	3	0	.000	0	0	0-0	0	0	0	.000
16 GRANT, Wyatt	.000	1-1	1	0	0	0	0	0	0	0	.000	0	0	1	0	.000	0	1	0-0	0	0	0	.000
Totals	.263	24	795	160	209	45	4	40	156	382	.481	87	28	173	21	.353	9	12	11-18	627	196	25	.971
Opponents	.269	24	824	130	222	39	4	27	120	350	.425	76	10	215	10	.336	7	12	19-23	623	215	26	.970

LOB - Team (148), Opp (173). DPs turned - Team (12), Opp (24). CI - Team (1), KECK, A. 1. IBB - Team (3), KECK, A. 1, WILBER, T. 1, PALMER, B. 1, Opp (5). Picked off - GRABER, B. 2, KECK, A. 1.

## (OVC games only Sorted by Earned run avg)

Player	era	w-l	app	gs	cg	sho	sv	ip	h	r	er	bb	so	2b	3b	hr	b/avg	wp	hp	bks	sfa	sha
20 RACKERS, Jason	4.20	3-2	8	8	0	0/0	0	45.0	42	27	21	15	39	5	0	3	.251	6	3	0	1	5
-----																						
24 RAUSCH, Fischer	0.00	0-0	2	0	0	0/0	0	1.2	2	0	0	0	1	0	0	0	.286	0	0	0	0	0
55 STONE, Noah	0.00	0-0	1	0	0	0/0	0	0.0	1	0	0	0	0	1	0	0	1.000	0	0	0	0	0
37 RALLS, Hunter	2.70	1-1	5	0	0	0/0	0	10.0	9	4	3	3	10	1	1	1	.225	1	1	0	0	1
31 CISNEROS, Blake	3.18	1-1	11	0	0	0/0	1	17.0	15	8	6	7	17	3	0	1	.227	6	2	0	2	0
27 WILLIAMS, Austin	3.20	3-0	12	0	0	0/0	1	25.1	23	11	9	8	38	6	1	1	.232	2	2	0	1	0
30 WINDT, Tommy	4.11	2-0	8	7	0	0/0	0	35.0	42	22	16	11	39	9	0	8	.290	0	0	0	0	2
25 OSBORNE, Ethan	4.35	1-0	3	2	0	0/0	0	10.1	12	5	5	1	9	2	0	2	.300	0	0	0	0	0
28 KLEIN, Anthony	4.50	0-0	7	0	0	0/0	0	8.0	9	4	4	6	5	1	0	0	.300	1	2	0	1	0
7 MILLER, Kyle	4.63	5-2	12	0	0	0/0	3	23.1	20	12	12	7	25	3	1	6	.238	0	0	0	0	4
34 ESKER, Alex	6.75	0-0	2	1	0	0/0	0	2.2	5	4	2	1	2	1	1	0	.357	0	0	0	0	0
18 NIZNIK, Noah	7.56	0-0	8	5	0	0/0	0	25.0	30	23	21	13	22	5	0	4	.291	1	0	0	1	0
26 WILMA, Collin	13.50	0-1	2	1	0	0/0	0	2.2	6	4	4	2	3	1	0	0	.429	0	0	0	0	0
22 CALLAGHAN, Jeb	13.50	0-0	1	0	0	0/0	0	1.1	2	2	2	1	3	0	0	1	.333	0	0	0	0	0
33 GROSSIUS, Bryce	16.20	0-1	1	0	0	0/0	0	1.2	4	4	3	1	2	1	0	0	.500	0	0	0	1	0
Totals	4.65	16-8	24	24	0	0/0	5	209.0	222	130	108	76	215	39	4	27	.269	17	10	0	7	12
Opponents	6.28	8-16	24	24	2	0/0	3	207.2	209	160	145	87	173	45	4	40	.263	25	28	3	9	12

PB - Team (3), KECK, A. 3. Pickoffs - Team (6), MILLER, K. 2, RACKERS, J. 2, OSBORNE, E. 1, NIZNIK, N. 1, Opp (2). SBA/ATT - KECK, A. (14-18), WINDT, T. (5-5), STAUSS, T. (5-5), WILLIAMS, A. (3-4), RACKERS, J. (3-4), KLEIN, A. (2-3), CISNEROS, B. (3-3), WILMA, C. (2-2), RALLS, H. (1-1), OSBORNE, E. (0-1).



## 2023 Season/Career

Player	SEASON													CAREER													
	Avg	G-GS	AB	R	H	2B	3B	HR	RBI	BB	Hbp	SO	Sb-Att	Avg	G-GS	AB	R	H	2B	3B	HR	RBI	BB	Hbp	SO	Sb-Att	
10 ANDREWS, Lincoln	.313	4-4	16	2	5	1	0	0	1	1	0	2	0-0	.236	117-109	416	64	98	21	1	18	70	31	8	126	0-1	
17 CAMERON, Josh	.313	4-4	16	4	5	2	0	1	2	0	1	2	0-0	.313	4-4	16	4	5	2	0	1	2	0	1	2	0-0	
23 GRABER, Brett	.188	4-4	16	1	3	2	0	0	1	2	0	5	0-0	.316	80-66	253	49	80	20	3	10	47	40	7	77	13-19	
1 MASON, Jevon	.188	4-4	16	3	3	1	0	0	3	3	0	3	1-1	.325	106-103	406	110	132	29	3	16	69	72	14	88	21-28	
8 STAUSS, Ty	.182	4-3	11	2	2	0	0	1	2	1	1	1	0-0	.234	85-68	256	37	60	9	1	6	32	32	4	64	3-3	
14 LEEPER, Peyton	.154	4-4	13	0	2	1	0	0	2	2	1	2	1-1	.214	121-114	393	80	84	17	4	6	45	74	18	99	14-18	
27 ARANDA, Carlos	.125	4-3	8	1	1	0	0	0	1	2	1	3	0-0	.125	4-3	8	1	1	0	0	0	1	2	1	3	0-0	
5 SPERLING, Danny	.091	3-3	11	3	1	0	0	0	0	2	0	3	0-0	.221	63-45	163	26	36	6	0	1	23	26	7	32	2-2	
6 RESETICH, Chance	.077	4-3	13	2	1	1	0	0	1	0	0	3	0-0	.077	4-3	13	2	1	1	0	0	1	0	0	3	0-0	
9 DOYLE, Gunnar	.000	3-1	4	0	0	0	0	0	0	1	0	3	0-0	.000	3-1	4	0	0	0	0	0	0	1	0	3	0-0	
13 RODGERS, Caleb	.000	2-1	3	0	0	0	0	0	0	0	0	3	0-0	.000	2-1	3	0	0	0	0	0	0	0	0	3	0-0	
11 PALMER, Ben	.000	1-1	3	0	0	0	0	0	1	1	0	2	0-1	.209	58-54	182	39	38	5	1	5	29	17	6	51	7-9	
44 ORTIZ, Yanluis	.000	2-1	2	0	0	0	0	0	0	0	0	0	0-0	.000	2-1	2	0	0	0	0	0	0	0	0	0	0-0	
12 ACKERMAN, Nolan	.000	1-0	0	0	0	0	0	0	0	0	0	0	0-0	.000	1-0	0	0	0	0	0	0	0	0	0	0	0-0	
Totals	.174	4-4	132	18	23	8	0	2	14	15	4	32	2-3														
Opponents	.323	4-4	133	27	43	11	3	7	23	7	7	26	5-6														

(All games Sorted by Earned run avg)

Player	SEASON														CAREER													
	ERA	W-L	App	GS	CG	Sho	Sv	IP	H	R	ER	BB	SO	ERA	W-L	App	GS	CG	Sho	Sv	IP	H	R	ER	BB	SO		
37 RALLS, Hunter	2.70	1-0	1	0	0	0	0	3.1	2	1	1	1	1	4.68	7-4	38	6	0	0	1	82.2	94	53	43	34	69		
22 DOW, Haden	3.00	0-1	1	1	0	0	0	3.0	3	1	1	1	1	3.00	0-1	1	1	0	0	0	3.0	3	1	1	1	1		
18 NIZNIK, Noah	3.86	0-0	1	1	0	0	0	4.2	5	2	2	0	7	5.99	9-10	49	39	3	1	0	195.1	231	143	130	76	148		
24 WILMA, Collin	6.00	0-1	1	1	0	0	0	3.0	4	2	2	1	3	6.41	3-4	18	13	0	0	0	59.0	66	43	42	21	49		
16 LAWRENCE, Payton	7.36	0-0	2	0	0	0	0	3.2	5	3	3	0	2	7.36	0-0	2	0	0	0	0	3.2	5	3	3	0	2		
26 RAUSCH, Fischer	0.00	0-0	2	0	0	0	0	2.2	1	0	0	1	3	3.80	0-0	22	0	0	0	0	23.2	16	10	10	15	32		
21 KATEN, Logan	0.00	0-0	1	0	0	0	0	2.1	0	0	0	0	4	0.00	0-0	1	0	0	0	0	2.1	0	0	0	0	4		
20 SARABIA, Jonah	0.00	0-0	1	0	0	0	0	1.0	0	0	0	0	0	0.00	0-0	1	0	0	0	0	1.0	0	0	0	0	0		
25 OSBORNE, Ethan	3.38	0-0	1	0	0	0	0	2.2	5	1	1	0	2	7.86	2-1	16	5	0	0	0	34.1	54	31	30	10	31		
33 GROSSIUS, Bryce	6.75	0-1	1	1	0	0	0	1.1	3	1	1	0	0	6.85	6-6	55	17	0	0	0	117.0	146	102	89	55	105		
28 KLEIN, Anthony	18.00	0-0	1	0	0	0	0	1.0	3	3	2	0	0	5.12	2-0	22	0	0	0	0	31.2	31	20	18	17	36		
7 MILLER, Kyle	23.14	0-0	2	0	0	0	0	2.1	6	6	6	0	1	4.08	12-6	46	5	1	0	11	99.1	101	51	45	29	100		
31 LAUDANDO, Michael	27.00	0-0	1	0	0	0	0	1.0	2	3	3	2	1	27.00	0-0	1	0	0	0	0	1.0	2	3	3	2	1		
38 HERNANDEZ, Esteban	36.00	0-0	2	0	0	0	0	1.0	4	4	4	1	1	36.00	0-0	2	0	0	0	0	1.0	4	4	4	1	1		
Totals	7.09	1-3	4	4	0	0	0	33.0	43	27	26	7	26															
Opponents	3.00	3-1	4	4	0	1	2	36.0	23	18	12	15	32															

**Multiple-Hit Games**

Player	2	3	4	5+	Total
Lincoln Andrews	2	-	-	-	2
Josh Cameron	1	1	-	-	2
Jevon Mason	1	-	-	-	1
Brett Graber	1	-	-	-	1

**Multiple-RBI Games**

Player	2	3	4	5+	Total
Josh Cameron	1	-	-	-	1
Peyton Leeper	1	-	-	-	1
Jevon Mason	-	1	-	-	1

**Inning-by-Inning Summary**

Inning	SEMO	Opp.
First	0	0
Second	2	1
Third	0	5
Fourth	4	5
Fifth	0	4
Sixth	5	4
Seventh	4	3
Eighth	1	5
Ninth	2	0
Ex	-	-
Total	18	27

**Inning-by-Inning Summary (OVC Games)**

Inning	SEMO	Opp.
First	-	-
Second	-	-
Third	-	-
Fourth	-	-
Fifth	-	-
Sixth	-	-
Seventh	-	-
Eighth	-	-
Ninth	-	-
Extra	-	-
Total	-	-

**Current Hitting Streaks**

Player	Games	Started
Ty Stauss	2	2/19

**Current Reached Base Streaks**

Player	Games	Started
Lincoln Andrews	4	2/17
Jevon Mason	4	2/17

**Career Multiple-Hit Games**

Player	2	3	4	5+	Total
Jevon Mason	30	10	1	-	41
Lincoln Andrews	20	3	1	-	24
Brett Graber	18	4	-	-	22
Peyton Leeper	18	1	-	-	19
Ty Stauss	11	2	-	-	13
Danny Sperling	7	-	-	-	7
Ben Palmer	7	-	-	-	7
Spencer Parker	5	-	-	-	5
Josh Cameron	1	1	-	-	2

**Career Multiple-RBI Games**

Player	2	3	4	5+	Total
Lincoln Andrews	10	3	3	1	17
Jevon Mason	13	4	-	-	17
Brett Graber	7	5	1	-	13
Ty Stauss	4	1	-	1	6
Peyton Leeper	3	2	1	-	6
Danny Sperling	2	-	1	-	3
Spencer Parker	1	-	-	-	1
Josh Cameron	1	-	-	-	1

**0 Nathan McLaren****2023 Season/Career-Highs**

At-Bats	.....
Runs	.....
Hits	.....
Doubles	.....
Triples	.....
Home Runs	.....
RBI	.....
Stolen Bases	.....

**1 Jevon Mason****2023 Season-Highs**

At-Bats	.....6, at Central Arkansas (2/17/23)
Runs	.....2, at Central Arkansas (2/17/23)
Hits	.....2, at Central Arkansas (2/17/23)
Doubles	.....1, at Central Arkansas (2/17/23)
Triples	.....
Home Runs	.....
RBI	.....3, at Central Arkansas (2/17/23)
Stolen Bases	.....1, at Central Arkansas (2/17/23)

**Career-Highs**

At-Bats	.....6, 2x, last at Central Arkansas (2/17/23)
Runs	.....4, 2x, last vs. UT-Martin (5/14/22)
Hits	.....4, vs. Missouri State (5/10/22)
Doubles	.....2, 2x, last vs. Murray State (5/30/21)
Triples	.....2, at Dallas Baptist (2/18/22)
Home Runs	.....1, 16x, last vs. Belmont (5/28/22)
RBI	.....3, 4x, last vs. Tennessee Tech (5/27/22)
Stolen Bases	.....2, 3x last vs. Valparaiso (3/13/22)

**2 Cole Warehime****2023 Season/Career-Highs**

At-Bats	.....
Runs	.....
Hits	.....
Doubles	.....
Triples	.....
Home Runs	.....
RBI	.....
Stolen Bases	.....

**5 Danny Sperling****2023 Season-Highs**

At-Bats	.....4, 2x, last at Central Arkansas (2/18/23)
Runs	.....3, at Central Arkansas (2/17/23)
Hits	.....1, at Central Arkansas (2/17/23)
Doubles	.....
Triples	.....
Home Runs	.....
RBI	.....
Stolen Bases	.....

**Career-Highs**

At-Bats	.....4, 17x, last at Central Arkansas (2/18/23)
Runs	.....3, at Central Arkansas (2/17/23)
Hits	.....2, 8x, last vs. UT-Martin (5/15/22)
Doubles	.....2, vs. UT-Martin (5/15/22)
Triples	.....
Home Runs	.....1, vs. Murray State (5/30/21)
RBI	.....4, vs. Bellarmine (2/27/22)
Stolen Bases	.....1, 2x, last at Arkansas State (3/8/22)

**6 Chance Resetich****2023 Season/Career-Highs**

At-Bats	.....4, 2x, last at Central Arkansas (2/19/23)
Runs	.....1, 2x, last at Middle Tennessee State (2/21/23)
Hits	.....1, at Central Arkansas (2/17/23)
Doubles	.....1, at Central Arkansas (2/17/23)
Triples	.....
Home Runs	.....
RBI	.....1, at Central Arkansas (2/19/23)
Stolen Bases	.....

**7 Kyle Miller****2023 Season-Highs**

Innings Pitched	.....11, at Central Arkansas (2/19/23)
Fewest Hits	.....2, at Middle Tennessee State (2/21/23)
Most Hits	.....4, at Central Arkansas (2/19/23)
Fewest Runs	.....2, at Middle Tennessee State (2/21/23)
Most Runs	.....4, at Central Arkansas (2/19/23)
Fewest Walks	.....0, 2x, last at Middle Tennessee (2/21/23)
Strikeouts	.....1, at Central Arkansas (2/19/23)

**Career-Highs**

Innings Pitched	.....9.0, vs. Murray State (5/30/21)
Fewest Hits	.....0, 6x, last vs. Arkansas State (4/5/22)
Most Hits	.....9, vs. Austin Peay (3/20/21)
Fewest Runs	.....0, 18x, last vs. Tennessee Tech (5/26/22)
Most Runs	.....5, vs. Austin Peay (3/20/21)
Fewest Walks	.....0, 27x, last at Middle Tennessee (2/21/23)
Strikeouts	.....10, vs. Murray State (5/30/21)

**8 Ty Stauss****2023 Season-Highs**

At-Bats	.....4, at Central Arkansas (2/17/23)
Runs	.....1, 2x, last at Middle Tennessee State (2/21/23)
Hits	.....1, 2x, last at Middle Tennessee State (2/21/23)
Doubles	.....
Triples	.....
Home Runs	.....
RBI	.....1, 2x, last at Middle Tennessee State (2/21/23)
Stolen Bases	.....

**Career-Highs**

At-Bats	.....6, at Ole Miss (4/19/22)
Runs	.....2, 5x, last vs. Tennessee Tech (5/26/22)
Hits	.....3, 2x, last vs. Morehead State (4/23/22)
Doubles	.....1, 9x, last vs. UT-Martin (5/14/22)
Triples	.....1, at Oklahoma State (5/7/22)
Home Runs	.....2, at Austin Peay (4/3/22)
RBI	.....6, vs. Morehead State (4/23/22)
Stolen Bases	.....1, 3x, last vs. Austin Peay (3/19/21)

**9 Gunnar Doyle****2023 Season/Career-Highs**

At-Bats	.....2, at Central Arkansas (2/18/23)
Runs	.....
Hits	.....
Doubles	.....
Triples	.....
Home Runs	.....
RBI	.....
Stolen Bases	.....

**10 Lincoln Andrews****2023 Season-Highs**

At-Bats	.....5, at Central Arkansas (2/17/23)
Runs	.....1, 2x, last at Central Arkansas (2/19/23)
Hits	.....2, 2x, last at Central Arkansas (2/18/23)
Doubles	.....1, at Central Arkansas (2/17/23)
Triples	.....
Home Runs	.....
RBI	.....1, at Central Arkansas (2/17/23)
Stolen Bases	.....

**Career-Highs**

At-Bats	.....6, at Dallas Baptist (2/18/22)
Runs	.....3, 2x, last vs. UT Martin (5/15/22)
Hits	.....4, at Austin Peay (4/28/21)
Doubles	.....1, 20x, last vs. Tennessee Tech (5/27/22)
Triples	.....1, at UT Martin (3/7/20)
Home Runs	.....3, at Austin Peay (4/2/22)
RBI	.....4, 3x, last vs. Tennessee Tech (5/27/22)
Stolen Bases	.....



## 11 Ben Palmer

### 2023 Season-Highs

At-Bats.....	3, at Central Arkansas (2/19/23)
Runs .....	-
Hits .....	-
Doubles.....	-
Triples .....	-
Home Runs .....	-
RBI.....	1, at Central Arkansas (2/19/23)
Stolen Bases.....	-

### Career-Highs

At-Bats.....	5, 5x, last vs. UT-Martin (5/15/22)
Runs .....	3, vs. Valparaiso (3/13/22)
Hits .....	2, 7x, last at Louisville (6/3/22)
Doubles.....	1, 5x, last at Eastern Illinois (5/20/22)
Triples .....	1, vs. Valparaiso (3/13/22)
Home Runs .....	1, 5x, last at Belmont (4/30/22)
RBI.....	4, vs. Valparaiso (3/13/22)
Stolen Bases.....	1, 7x, last at Louisville (6/3/22)

## 12 Nolan Ackerman

### 2023 Season/Career-Highs

At-Bats.....	-
Runs .....	-
Hits .....	-
Doubles.....	-
Triples .....	-
Home Runs .....	-
RBI.....	-
Stolen Bases.....	-

## 13 Caleb Rodgers

### 2023 Season/Career-Highs

At-Bats.....	2, at Central Arkansas (2/18/23)
Runs .....	-
Hits .....	-
Doubles.....	-
Triples .....	-
Home Runs .....	-
RBI.....	-
Stolen Bases.....	-

## 14 Peyton Leeper

### 2023 Season-Highs

At-Bats.....	4, at Central Arkansas (2/17/23)
Runs .....	-
Hits .....	1, 2x, last at Central Arkansas (2/18/23)
Doubles.....	1, at Central Arkansas (2/17/23)
Triples .....	-
Home Runs .....	-
RBI.....	2, at Central Arkansas (2/17/23)
Stolen Bases.....	1, at Central Arkansas (2/18/23)

### Career-Highs

At-Bats.....	6, vs. Valparaiso (3/13/22)
Runs .....	3, 4x, last vs. Morehead State (4/23/22)
Hits .....	3, at Austin Peay (4/3/22)
Doubles.....	1, 14x, last at Murray State (4/9/22)
Triples .....	1, 4x, last vs. Eastern Kentucky (5/8/21)
Home Runs .....	1, 6x, last vs. Arkansas State (4/5/22)
RBI.....	4, vs. Valparaiso (3/13/22)
Stolen Bases.....	2, at Arkansas State (3/8/22)

## 15 Gavin Johnston

### 2023 Season/Career-Highs

Innings Pitched.....	-
Fewest Hits.....	-
Most Hits.....	-
Fewest Runs.....	-
Most Runs.....	-
Fewest Walks.....	-
Strikeouts.....	-

## 16 Payton Lawrence

### 2023 Season/Career-Highs

Innings Pitched.....	2.0 at Middle Tennessee State (2/21/23)
Fewest Hits.....	1, at Middle Tennessee State (2/21/23)
Most Hits.....	4, at Central Arkansas (2/19/23)
Fewest Runs.....	0, at Middle Tennessee State (2/21/23)
Most Runs.....	3, at Central Arkansas (2/19/23)
Fewest Walks.....	0, 2x, last at Middle Tennessee (2/21/23)
Strikeouts.....	1, 2x, last at Middle Tennessee (2/21/23)

## 17 Josh Cameron

### 2023 Season/Career-Highs

At-Bats.....	5, at Central Arkansas (2/17/23)
Runs .....	2, at Central Arkansas (2/17/23)
Hits .....	3, at Central Arkansas (2/17/23)
Doubles.....	1, 2x, last at Middle Tennessee State (2/21/23)
Triples .....	-
Home Runs .....	1, at Middle Tennessee State (2/21/23)
RBI.....	2, at Middle Tennessee State (2/21/23)
Stolen Bases.....	-

## 18 Noah Niznik

### 2023 Season/Career-Highs

Innings Pitched.....	4.2, at Central Arkansas (2/17/23)
Fewest Hits.....	5, at Central Arkansas (2/17/23)
Most Hits.....	5, at Central Arkansas (2/17/23)
Fewest Runs.....	2, at Central Arkansas (2/17/23)
Most Runs.....	2, at Central Arkansas (2/17/23)
Fewest Walks.....	0, at Central Arkansas (2/17/23)
Strikeouts.....	7, at Central Arkansas (2/17/23)

### Career-Highs

Innings Pitched.....	7.0, 4x, last vs. Austin Peay (3/20/21)
Fewest Hits.....	0, 3x, last at Eastern Illinois (5/21/22)
Most Hits.....	8, 5x, last vs. Morehead State (4/23/22)
Fewest Runs.....	0, 7x, last at Eastern Illinois (5/21/22)
Most Runs.....	8, vs. Morehead State (4/23/22)
Fewest Walks.....	0, 12x, last at Central Arkansas (2/17/23)
Strikeouts.....	7, 4x, last at Central Arkansas (2/17/23)

## 19 Spencer Parker

### 2023 Season-Highs

At-Bats.....	-
Runs .....	-
Hits .....	-
Doubles.....	-
Triples .....	-
Home Runs .....	-
RBI.....	-
Stolen Bases.....	-

### Career-Highs

At-Bats.....	4, 10x, last vs. SIU Edwardsville (5/27/22)
Runs .....	3, vs. UT-Martin (5/15/22)
Hits .....	2, 5x, last vs. UT-Martin (5/15/22)
Doubles.....	1, 6x, last at Eastern Illinois (5/20/22)
Triples .....	-
Home Runs .....	1, 2x, last vs. Southern Illinois (4/12/22)
RBI.....	4, vs. Murray State (4/10/22)
Stolen Bases.....	-

## 20 Jonah Sarabia

### 2023 Season/Career-Highs

Innings Pitched.....	1.0, at Central Arkansas (2/19/23)
Fewest Hits.....	0, at Central Arkansas (2/19/23)
Most Hits.....	0, at Central Arkansas (2/19/23)
Fewest Runs.....	0, at Central Arkansas (2/19/23)
Most Runs.....	0, at Central Arkansas (2/19/23)
Fewest Walks.....	0, at Central Arkansas (2/19/23)
Strikeouts.....	0, at Central Arkansas (2/19/23)

## 21 Logan Katen

### 2023 Season/Career-Highs

Innings Pitched.....	2.1, at Central Arkansas (2/18/23)
Fewest Hits.....	0, at Central Arkansas (2/18/23)
Most Hits.....	0, at Central Arkansas (2/18/23)
Fewest Runs.....	0, at Central Arkansas (2/18/23)
Most Runs.....	0, at Central Arkansas (2/18/23)
Fewest Walks.....	0, at Central Arkansas (2/18/23)
Strikeouts.....	4, at Central Arkansas (2/18/23)

## 22 Haden Dow

### 2023 Season/Career-Highs

Innings Pitched.....	3.0, at Central Arkansas (2/19/23)
Fewest Hits.....	3, at Central Arkansas (2/19/23)
Most Hits.....	3, at Central Arkansas (2/19/23)
Fewest Runs.....	1, at Central Arkansas (2/19/23)
Most Runs.....	1, at Central Arkansas (2/19/23)
Fewest Walks.....	1, at Central Arkansas (2/19/23)
Strikeouts.....	1, at Central Arkansas (2/19/23)

## 23 Brett Graber

### 2023 Season-Highs

At-Bats.....	5, at Central Arkansas (2/19/23)
Runs .....	1, at Central Arkansas (2/17/23)
Hits .....	2, at Central Arkansas (2/17/23)
Doubles.....	1, at Central Arkansas (2/17/23)
Triples .....	-
Home Runs .....	-
RBI.....	1, at Central Arkansas (2/17/23)
Stolen Bases.....	-

### Career-Highs

At-Bats.....	6, 2x, last at Ole Miss (4/19/22)
Runs .....	3, 2x, last vs. UT Martin (5/15/22)
Hits .....	3, 4x, last vs. UT Martin (5/14/22)
Doubles.....	2, 2x, last vs. UT Martin (5/14/22)
Triples .....	1, 3x, last at Tennessee Tech (4/14/22)
Home Runs .....	1, 10x, last vs. Oregon (6/4/22)
RBI.....	4, vs. UT Martin (5/14/22)
Stolen Bases.....	2, vs. SIU Edwardsville (5/27/22)

## 24 Collin Wilma

### 2023 Season-Highs

Innings Pitched.....	3.0, at Central Arkansas (2/18/23)
Fewest Hits.....	4, at Central Arkansas (2/18/23)
Most Hits.....	4, at Central Arkansas (2/18/23)
Fewest Runs.....	2, at Central Arkansas (2/18/23)
Most Runs.....	2, at Central Arkansas (2/18/23)
Fewest Walks.....	1, at Central Arkansas (2/18/23)
Strikeouts.....	3, at Central Arkansas (2/18/23)

### Career-Highs

Innings Pitched.....	7.1, vs. Ohio (2/29/20)
Fewest Hits.....	0, vs. UT Martin (5/15/22)
Most Hits.....	9, at UT Martin (3/8/20)
Fewest Runs.....	0, 3x, last vs. UT Martin (5/15/22)
Most Runs.....	7, at UT Martin (3/8/20)
Fewest Walks.....	0, 5x, last vs. UT Martin (5/15/22)
Strikeouts.....	6, 2x, last at Murray State (4/10/21)





## 25 Ethan Osborne

2023 Season-Highs	
Innings Pitched.....	2.2, at Central Arkansas (2/18/23)
Fewest Hits.....	5, at Central Arkansas (2/18/23)
Most Hits.....	5, at Central Arkansas (2/18/23)
Fewest Runs.....	1, at Central Arkansas (2/18/23)
Most Runs.....	1, at Central Arkansas (2/18/23)
Fewest Walks.....	0, at Central Arkansas (2/18/23)
Strikeouts.....	2, at Central Arkansas (2/18/23)

Career-Highs	
Innings Pitched.....	6.0, vs. UT Martin (5/15/22)
Fewest Hits.....	0, 2x, last vs. Southern Illinois (4/12/22)
Most Hits.....	8, at Belmont (5/1/22)
Fewest Runs.....	0, 6x, last at Tennessee Tech (4/16/22)
Most Runs.....	7, at Oklahoma State (5/8/22)
Fewest Walks.....	0, 9x, last at Central Arkansas (2/18/23)
Strikeouts.....	5, at Belmont (5/1/22)

## 26 Fischer Rausch

2023 Season-Highs	
Innings Pitched.....	1.2, at Middle Tennessee State (2/21/23)
Fewest Hits.....	0, at Middle Tennessee State (2/21/23)
Most Hits.....	1, at Central Arkansas (2/17/23)
Fewest Runs.....	0, 2x, last 0, at Middle Tennessee State (2/21/23)
Most Runs.....	0, at Central Arkansas (2/17/23)
Fewest Walks.....	0, at Middle Tennessee State (2/21/23)
Strikeouts.....	2, at Central Arkansas (2/17/23)

Career-Highs	
Innings Pitched.....	2.0, 3x, last at Belmont (4/30/21)
Fewest Hits.....	0, 5x, last 0, at Middle Tennessee State (2/21/23)
Most Hits.....	2, at Eastern Illinois (3/27/21)
Fewest Runs.....	0, 14x, last 0, at Middle Tennessee State (2/21/23)
Most Runs.....	2, 3x, last at Missouri (5/3/22)
Fewest Walks.....	0, 13x, last at Middle Tennessee State (2/21/23)
Strikeouts.....	5, vs. Illinois State (3/6/21)

## 27 Carlos Aranda

2023 Season/Career-Highs	
At-Bats.....	3, at Central Arkansas (2/17/23)
Runs.....	1, at Central Arkansas (2/19/23)
Hits.....	1, at Central Arkansas (2/17/23)
Doubles.....	-
Triples.....	-
Home Runs.....	-
RBI.....	1, at Central Arkansas (2/17/23)
Stolen Bases.....	-

## 28 Anthony Klein

2023 Season-Highs	
Innings Pitched.....	1.0, at Middle Tennessee State (2/21/23)
Fewest Hits.....	-
Most Hits.....	3, at Middle Tennessee State (2/21/23)
Fewest Runs.....	-
Most Runs.....	3, at Middle Tennessee State (2/21/23)
Fewest Walks.....	0, at Middle Tennessee State (2/21/23)
Strikeouts.....	-

Career-Highs	
Innings Pitched.....	4.0, at Southern Illinois (4/26/22)
Fewest Hits.....	0, 6x, last at Missouri (5/3/22)
Most Hits.....	5, vs. Missouri State (5/10/22)
Fewest Runs.....	0, 9x, last at Eastern Illinois (5/20/22)
Most Runs.....	4, vs. Missouri State (5/10/22)
Fewest Walks.....	0, 9x, last at Middle Tennessee State (2/21/23)
Strikeouts.....	6, vs. Missouri State (5/10/22)

## 30 Tommy Windt

Career-Highs	
Innings Pitched.....	7.2, vs. Morehead State (4/23/22)
Fewest Hits.....	0, vs. Bradley (3/5/22)
Most Hits.....	8, 2x, last vs. Murray State (4/10/22)
Fewest Runs.....	0, 2x, last vs. Bradley (3/5/22)
Most Runs.....	7, at Missouri State (3/20/22)
Fewest Walks.....	0, 7x, last vs. Louisville (6/4/22)
Strikeouts.....	7, vs. Morehead State (4/23/22)

## 31 Michael Laudando

2023 Season/Career-Highs	
Innings Pitched.....	1.0, at Central Arkansas (2/19/23)
Fewest Hits.....	2, at Central Arkansas (2/19/23)
Most Hits.....	2, at Central Arkansas (2/19/23)
Fewest Runs.....	3, at Central Arkansas (2/19/23)
Most Runs.....	3, at Central Arkansas (2/19/23)
Fewest Walks.....	2, at Central Arkansas (2/19/23)
Strikeouts.....	1, at Central Arkansas (2/19/23)

## 32 Jeb Callaghan

2023 Season-Highs	
Innings Pitched.....	-
Fewest Hits.....	-
Most Hits.....	-
Fewest Runs.....	-
Most Runs.....	-
Fewest Walks.....	-
Strikeouts.....	-

Career-Highs	
Innings Pitched.....	1.2, at Indiana State (3/15/22)
Fewest Hits.....	0, vs. Valparaiso (3/13/22)
Most Hits.....	2, 3x, last at Missouri (5/3/22)
Fewest Runs.....	0, 2x, last at Indiana State (3/15/22)
Most Runs.....	4, vs. Arkansas State (4/5/22)
Fewest Walks.....	0, 2x, last at Missouri (5/3/22)
Strikeouts.....	3, at Tennessee Tech (4/14/22)

## 33 Bryce Grossius

2023 Season-Highs	
Innings Pitched.....	1.1, at Middle Tennessee State (2/21/23)
Fewest Hits.....	-
Most Hits.....	3, at Middle Tennessee State (2/21/23)
Fewest Runs.....	-
Most Runs.....	1, at Middle Tennessee State (2/21/23)
Fewest Walks.....	0, at Middle Tennessee State (2/21/23)
Strikeouts.....	-

Career-Highs	
Innings Pitched.....	6.0, vs. Eastern Kentucky (5/7/21)
Fewest Hits.....	0, 11x, last vs. Oregon (6/4/22)
Most Hits.....	9, vs. Murray State (5/28/21)
Fewest Runs.....	0, 16x, last vs. Oregon (6/4/22)
Most Runs.....	7, vs. Illinois State (3/6/21)
Fewest Walks.....	0, 19x, last at Middle Tennessee State (2/21/23)
Strikeouts.....	7, vs. UT Martin (5/21/21)

## 34 Alex Esker

2023 Season-Highs	
Innings Pitched.....	-
Fewest Hits.....	-
Most Hits.....	-
Fewest Runs.....	-
Most Runs.....	-
Fewest Walks.....	-
Strikeouts.....	-

Career-Highs	
Innings Pitched.....	3.1, at Saint Louis (3/29/22)
Fewest Hits.....	0, 2x last vs. Valparaiso (3/12/22)
Most Hits.....	3, vs. Morehead State (4/24/22)
Fewest Runs.....	0, 6x, last at Ole Miss (4/19/22)
Most Runs.....	4, vs. Morehead State (4/24/22)
Fewest Walks.....	0, vs. Murray State (4/8/22)
Strikeouts.....	2, vs. Southern Illinois (4/12/22)

## 35 Eddie White

2023 Season/Career-Highs	
Innings Pitched.....	-
Fewest Hits.....	-
Most Hits.....	-
Fewest Runs.....	-
Most Runs.....	-
Fewest Walks.....	-
Strikeouts.....	-

## 36 Tanner Mueller

2023 Season/Career-Highs	
Innings Pitched.....	-
Fewest Hits.....	-
Most Hits.....	-
Fewest Runs.....	-
Most Runs.....	-
Fewest Walks.....	-
Strikeouts.....	-

## 37 Hunter Ralls

2023 Season-Highs	
Innings Pitched.....	3.1, at Central Arkansas (2/17/23)
Fewest Hits.....	2, at Central Arkansas (2/17/23)
Most Hits.....	2, at Central Arkansas (2/17/23)
Fewest Runs.....	1, at Central Arkansas (2/17/23)
Most Runs.....	1, at Central Arkansas (2/17/23)
Fewest Walks.....	1, at Central Arkansas (2/17/23)
Strikeouts.....	1, at Central Arkansas (2/17/23)

Career-Highs	
Innings Pitched.....	5.0, 2x, last vs. Bradley (3/4/22)
Fewest Hits.....	0, 3x, last vs. SIUE (3/26/21)
Most Hits.....	6, 2x, last vs. Bradley (3/4/22)
Fewest Runs.....	0, 13x, last vs. SIUE (3/26/21)
Most Runs.....	6, at Arkansas (2/28/21)
Fewest Walks.....	0, 12x, last at Missouri (5/3/22)
Strikeouts.....	5, 3x, last at Eastern Illinois (5/21/22)

## 38 Esteban Hernandez

2023 Season/Career-Highs	
Innings Pitched.....	1.0 at Middle Tennessee State (2/21/23)
Fewest Hits.....	1, at Middle Tennessee State (2/21/23)
Most Hits.....	3, at Central Arkansas (2/19/23)
Fewest Runs.....	2, at Central Arkansas (2/19/23)
Most Runs.....	2, at Central Arkansas (2/19/23)
Fewest Walks.....	0, at Central Arkansas (2/19/23)
Strikeouts.....	1, at Middle Tennessee State (2/21/23)

## 44 Yanluis Ortiz

2023 Season/Career-Highs	
At-Bats.....	2, at Central Arkansas (2/18/23)
Runs.....	0, at Central Arkansas (2/18/23)
Hits.....	0, at Central Arkansas (2/18/23)
Doubles.....	-
Triples.....	-
Home Runs.....	-
RBI.....	-
Stolen Bases.....	-

## 55 Michael Moore

2023 Season/Career-Highs	
Innings Pitched.....	-
Fewest Hits.....	-
Most Hits.....	-
Fewest Runs.....	-
Most Runs.....	-
Fewest Walks.....	-
Strikeouts.....	-



**Game-by-Game Starting Lineups**

<u>Opponent</u>	<u>P</u>	<u>C</u>	<u>1B</u>	<u>2B</u>	<u>3B</u>	<u>SS</u>	<u>LF</u>	<u>CF</u>	<u>RF</u>	<u>DH</u>
Central Arkansas	Niznik	Stauss	Andrews	Resetich	Sperling	Leeper	Mason	Graber	Cameron	Aranda
Central Arkansas	Wilma	Ortiz	Andrews	Rodgers	Sperling	Leeper	Mason	Graber	Cameron	Doyle
Central Arkansas	Dow	Stauss	Andrews	Resetich	Palmer	Leeper	Mason	Graber	Cameron	Aranda
Middle Tennessee	Grossius	Stauss	Andrews	Resetich	Sperling	Leeper	Mason	Graber	Cameron	Aranda
Abilene Christian										
Abilene Christian										
Abilene Christian										
Abilene Christian										
Evansville										
Milwaukee										
Milwaukee										
Milwaukee										
Indiana State										
Indiana State										
Butler										
Butler										
Butler										
Missouri State										
Missouri State										
Western Illinois										
Western Illinois										
Western Illinois										
Arkansas										
SIU Edwardsville										
SIU Edwardsville										
SIU Edwardsville										
Evansville										
Little Rock										
Little Rock										
Little Rock										
Murray State										
Southern Indiana										
Southern Indiana										
Southern Indiana										
Southern Illinois										
Tennessee Tech										
Tennessee Tech										
Tennessee Tech										
Morehead State										
Morehead State										
Morehead State										
Southern Illinois										
Lindenwood										
Lindenwood										
Lindenwood										
Murray State										
Kansas State										
Kansas State										
Kansas State										
Middle Tennessee										
UT Martin										
UT Martin										
UT Martin										
Eastern Illinois										
Eastern Illinois										
Eastern Illinois										



Game-by-Game Hitting

Opponent	AB	R	H	RBI	2B	3B	HR	BB	IBB	SB	CS	HBP	SAC	SE	GDP	K	PQ	A	E	Avg
<b>Southeast Missouri</b>	<b>41</b>	<b>11</b>	<b>13</b>	<b>8</b>	<b>6</b>	<b>0</b>	<b>0</b>	<b>6</b>	<b>0</b>	<b>1</b>	<b>0</b>	<b>1</b>	<b>0</b>	<b>0</b>	<b>0</b>	<b>9</b>	<b>27</b>	<b>9</b>	<b>0</b>	<b>.317</b>
Central Arkansas	33	3	8	3	2	1	2	2	0	1	1	1	0	0	1	10	27	7	3	.242
<b>Southeast Missouri</b>	<b>31</b>	<b>0</b>	<b>3</b>	<b>0</b>	<b>0</b>	<b>0</b>	<b>0</b>	<b>2</b>	<b>0</b>	<b>1</b>	<b>0</b>	<b>0</b>	<b>0</b>	<b>0</b>	<b>0</b>	<b>11</b>	<b>24</b>	<b>11</b>	<b>1</b>	<b>.222</b>
Central Arkansas	32	3	9	3	3	0	0	1	0	0	0	1	1	0	0	9	27	2	1	.262
<b>Southeast Missouri</b>	<b>29</b>	<b>4</b>	<b>2</b>	<b>3</b>	<b>1</b>	<b>0</b>	<b>0</b>	<b>7</b>	<b>0</b>	<b>0</b>	<b>1</b>	<b>3</b>	<b>0</b>	<b>0</b>	<b>0</b>	<b>9</b>	<b>24</b>	<b>6</b>	<b>0</b>	<b>.178</b>
Central Arkansas	37	13	16	11	4	2	2	3	0	3	0	1	1	1	0	4	27	10	1	.324
<b>Southeast Missouri</b>	<b>31</b>	<b>3</b>	<b>5</b>	<b>3</b>	<b>1</b>	<b>0</b>	<b>2</b>	<b>0</b>	<b>0</b>	<b>0</b>	<b>0</b>	<b>0</b>	<b>1</b>	<b>0</b>	<b>0</b>	<b>3</b>	<b>24</b>	<b>10</b>	<b>2</b>	<b>.174</b>
Middle Tennessee	31	8	10	6	2	0	3	1	0	1	0	4	0	1	1	3	27	16	0	.323
<b>Southeast Missouri</b>																				
Abilene Christian																				
<b>Southeast Missouri</b>																				
Abilene Christian																				
<b>Southeast Missouri</b>																				
Abilene Christian																				
<b>Southeast Missouri</b>																				
Abilene Christian																				
<b>Southeast Missouri</b>																				
Evansville																				
<b>Southeast Missouri</b>																				
Milwaukee																				
<b>Southeast Missouri</b>																				
Milwaukee																				
<b>Southeast Missouri</b>																				
Milwaukee																				
<b>Southeast Missouri</b>																				
Indiana State																				
<b>Southeast Missouri</b>																				
Indiana State																				
<b>Southeast Missouri</b>																				
Butler																				
<b>Southeast Missouri</b>																				
Butler																				
<b>Southeast Missouri</b>																				
Butler																				
<b>Southeast Missouri</b>																				
Missouri State																				
<b>Southeast Missouri</b>																				
Missouri State																				
<b>Southeast Missouri</b>																				
Missouri State																				
<b>Southeast Missouri</b>																				
Western Illinois																				
<b>Southeast Missouri</b>																				
Western Illinois																				
<b>Southeast Missouri</b>																				
Western Illinois																				
<b>Southeast Missouri</b>																				
Western Illinois																				
<b>Southeast Missouri</b>																				
Arkansas																				
<b>Southeast Missouri</b>																				
SIU Edwardsville																				
<b>Southeast Missouri</b>																				
SIU Edwardsville																				
<b>Southeast Missouri</b>																				
SIU Edwardsville																				
<b>Southeast Missouri</b>																				
Evansville																				
<b>Southeast Missouri</b>																				
Little Rock																				
<b>Southeast Missouri</b>																				
Little Rock																				



## Game-by-Game Hitting

Opponent	AB	R	H	RBI	2B	3B	HR	BB	IBB	SB	CS	HBP	SAC	SF	GDP	K	PQ	A	E	Avg
<b>Southeast Missouri</b> Little Rock																				
<b>Southeast Missouri</b> Murray State																				
<b>Southeast Missouri</b> Southern Indiana																				
<b>Southeast Missouri</b> Southern Indiana																				
<b>Southeast Missouri</b> Southern Indiana																				
<b>Southeast Missouri</b> Southern Illinois																				
<b>Southeast Missouri</b> Tennessee Tech																				
<b>Southeast Missouri</b> Tennessee Tech																				
<b>Southeast Missouri</b> Tennessee Tech																				
<b>Southeast Missouri</b> Morehead State																				
<b>Southeast Missouri</b> Morehead State																				
<b>Southeast Missouri</b> Morehead State																				
<b>Southeast Missouri</b> Southern Illinois																				
<b>Southeast Missouri</b> Lindenwood																				
<b>Southeast Missouri</b> Lindenwood																				
<b>Southeast Missouri</b> Lindenwood																				
<b>Southeast Missouri</b> Murray State																				
<b>Southeast Missouri</b> Kansas State																				
<b>Southeast Missouri</b> Kansas State																				
<b>Southeast Missouri</b> Kansas State																				
<b>Southeast Missouri</b> Middle Tennessee																				
<b>Southeast Missouri</b> UT Martin																				
<b>Southeast Missouri</b> UT Martin																				
<b>Southeast Missouri</b> UT Martin																				
<b>Southeast Missouri</b> Eastern Illinois																				
<b>Southeast Missouri</b> Eastern Illinois																				
<b>Southeast Missouri</b> Eastern Illinois																				



Game-by-Game Pitching

Opponent	IP	H	R	ER	BB	SO	2B	3B	HR	WP	BK	HBP	DP	IBB	Score	W-L	SV	ERA
<b>Southeast Missouri</b>	<b>9.0</b>	<b>8</b>	<b>3</b>	<b>3</b>	<b>2</b>	<b>10</b>	<b>2</b>	<b>1</b>	<b>2</b>	<b>0</b>	<b>0</b>	<b>1</b>	<b>1</b>	<b>0</b>	<b>11-3</b>	<b>1-0</b>	<b>0</b>	<b>3.00</b>
Central Arkansas	9.0	13	11	5	6	9	6	0	0	0	0	1	0	0	3-11	0-1	0	5.00
<b>Southeast Missouri</b>	<b>8.0</b>	<b>9</b>	<b>3</b>	<b>3</b>	<b>1</b>	<b>9</b>	<b>3</b>	<b>0</b>	<b>0</b>	<b>0</b>	<b>0</b>	<b>1</b>	<b>0</b>	<b>0</b>	<b>0-3</b>	<b>1-1</b>	<b>0</b>	<b>3.18</b>
Central Arkansas	9.0	3	0	0	2	11	0	0	0	0	0	0	0	0	3-0	1-1	1	2.50
<b>Southeast Missouri</b>	<b>8.0</b>	<b>16</b>	<b>13</b>	<b>13</b>	<b>3</b>	<b>4</b>	<b>4</b>	<b>2</b>	<b>2</b>	<b>3</b>	<b>0</b>	<b>1</b>	<b>1</b>	<b>0</b>	<b>4-13</b>	<b>1-2</b>	<b>0</b>	<b>6.84</b>
Central Arkansas	9.0	2	4	4	7	9	1	0	0	1	1	3	0	0	13-4	2-1	1	3.00
<b>Southeast Missouri</b>	<b>8.0</b>	<b>10</b>	<b>8</b>	<b>7</b>	<b>1</b>	<b>3</b>	<b>2</b>	<b>0</b>	<b>3</b>	<b>1</b>	<b>1</b>	<b>4</b>	<b>2</b>	<b>0</b>	<b>3-8</b>	<b>1-3</b>	<b>0</b>	<b>7.09</b>
Middle Tennessee	9.0	5	3	3	0	3	1	0	2	1	0	0	0	0	8-3	3-1	2	3.00
<b>Southeast Missouri</b>																		
Abilene Christian																		
<b>Southeast Missouri</b>																		
Abilene Christian																		
<b>Southeast Missouri</b>																		
Abilene Christian																		
<b>Southeast Missouri</b>																		
Abilene Christian																		
<b>Southeast Missouri</b>																		
Evansville																		
<b>Southeast Missouri</b>																		
Milwaukee																		
<b>Southeast Missouri</b>																		
Milwaukee																		
<b>Southeast Missouri</b>																		
Milwaukee																		
<b>Southeast Missouri</b>																		
Indiana State																		
<b>Southeast Missouri</b>																		
Indiana State																		
<b>Southeast Missouri</b>																		
Butler																		
<b>Southeast Missouri</b>																		
Butler																		
<b>Southeast Missouri</b>																		
Butler																		
<b>Southeast Missouri</b>																		
Missouri State																		
<b>Southeast Missouri</b>																		
Missouri State																		
<b>Southeast Missouri</b>																		
Missouri State																		
<b>Southeast Missouri</b>																		
Western Illinois																		
<b>Southeast Missouri</b>																		
Western Illinois																		
<b>Southeast Missouri</b>																		
Western Illinois																		
<b>Southeast Missouri</b>																		
Western Illinois																		
<b>Southeast Missouri</b>																		
Arkansas																		
<b>Southeast Missouri</b>																		
SIU Edwardsville																		
<b>Southeast Missouri</b>																		
SIU Edwardsville																		
<b>Southeast Missouri</b>																		
SIU Edwardsville																		
<b>Southeast Missouri</b>																		
Evansville																		
<b>Southeast Missouri</b>																		
Little Rock																		
<b>Southeast Missouri</b>																		
Little Rock																		





## Game-by-Game Pitching

Opponent	IP	H	R	ER	BB	SO	2B	3B	HR	WP	BK	HBP	DP	IBB	Score	W-L	SV	ERA
<b>Southeast Missouri</b> Little Rock																		
<b>Southeast Missouri</b> Murray State																		
<b>Southeast Missouri</b> Southern Indiana																		
<b>Southeast Missouri</b> Southern Indiana																		
<b>Southeast Missouri</b> Southern Indiana																		
<b>Southeast Missouri</b> Southern Illinois																		
<b>Southeast Missouri</b> Tennessee Tech																		
<b>Southeast Missouri</b> Tennessee Tech																		
<b>Southeast Missouri</b> Tennessee Tech																		
<b>Southeast Missouri</b> Morehead State																		
<b>Southeast Missouri</b> Morehead State																		
<b>Southeast Missouri</b> Morehead State																		
<b>Southeast Missouri</b> Southern Illinois																		
<b>Southeast Missouri</b> Lindenwood																		
<b>Southeast Missouri</b> Lindenwood																		
<b>Southeast Missouri</b> Lindenwood																		
<b>Southeast Missouri</b> Murray State																		
<b>Southeast Missouri</b> Kansas State																		
<b>Southeast Missouri</b> Kansas State																		
<b>Southeast Missouri</b> Kansas State																		
<b>Southeast Missouri</b> Middle Tennessee																		
<b>Southeast Missouri</b> UT Martin																		
<b>Southeast Missouri</b> UT Martin																		
<b>Southeast Missouri</b> UT Martin																		
<b>Southeast Missouri</b> Eastern Illinois																		
<b>Southeast Missouri</b> Eastern Illinois																		
<b>Southeast Missouri</b> Eastern Illinois																		



**Southeast Missouri's Record**

Overall.....	1-3
At Home.....	0-0
On the Road.....	1-3
At Neutral Sites.....	0-0
Against Non-OVC Opponents.....	1-3
Against OVC Opponents.....	0-0
In Home OVC Games.....	0-0
In Away OVC Games.....	0-0
vs. Ranked Teams.....	0-0
In February.....	1-3
In March.....	0-0
In April.....	0-0
In May.....	0-0
On Mondays.....	0-0
On Tuesdays.....	0-1
On Wednesdays.....	0-0
On Thursdays.....	0-0
On Fridays.....	1-0
On Saturdays.....	0-1
On Sundays.....	0-1
In Day Games.....	1-3
In Night Games.....	0-0
In Extra Inning Games.....	0-0
When Redhawks Score First.....	1-0
When Opponents Score First.....	0-3
vs. Left-Handed Starter.....	0-0
vs. Right-Handed Starter.....	1-3
In 1-Run Games.....	0-0
In 2-Run Games.....	0-0
In 5+ Run Games.....	1-2
Shutouts.....	0-1
When Leading After Six Innings.....	1-0
When Trailing After Six Innings.....	0-3
When Tied After Six Innings.....	0-0
When Redhawks Starter Goes 6 or more Innings.....	0-0
When Redhawks Get 10 or more Hits.....	1-0
When Redhawks Outhit Opponents.....	1-0
When Redhawks Get Outhit.....	0-3
When Hits are Tied.....	0-0
When Scoring 0-2 Runs.....	0-1
When Scoring 3-5 Runs.....	0-2
When Scoring 6-9 Runs.....	0-0
When Scoring 10+ Runs.....	1-0
When Opponents Score 0-2 Runs.....	0-0
When Opponents Score 3-5 Runs.....	1-1
When Opponents Score 6-9 Runs.....	0-1
When Opponents Score 10+ Runs.....	0-1
Without Hitting a Home Run.....	1-2
When Hitting 1 Home Run.....	0-0
When Hitting 2+ Home Runs.....	0-1
Committing 0 Errors.....	1-1
Committing 1 Error.....	0-1
Committing 2+ Errors.....	0-1

**Honors & Awards**

**Preseason All-OVC**

Brett Graber, OF  
Jevon Mason, OF  
Kyle Miller, RHP

**Walk-Off Hits**

-