



OVC CHAMPS 2000    NCAA TOURNEY 2000

## SCHEDULE

### November (5-3)

7	at South Florida	ESPN+	W, 64-61
12	<b>Lyon College</b>	ESPN+	<b>W, 83-46</b>
16	at Evansville	ESPN+	W, 67-61
19	at Bradley	ESPN+	L, 60-73
22	<b>William Woods</b>	ESPN+	<b>W, 87-49</b>
26	vs. Boston !		W, 63-52
27	vs. UC Davis !		L, 71-73
28	at Milwaukee !	ESPN+	L, 68-84

### December (1-6, 1-1 OVC)

4	at Missouri	SECN+	L, 89-96
7	<b>Purdue Fort Wayne</b>	ESPN+	<b>L, 68-89</b>
14	at Arkansas State		L, 61-68
17	at Iowa	BTN	L, 75-106
21	<b>Southern Illinois</b>	ESPN+	<b>L, 68-70</b>
29	at Southern Indiana*	ESPN+	L, 81-86
31	<b>SIU Edwardsville*</b>	ESPN+	<b>W, 82-73</b>

### January (6-2, 6-2 OVC)

5	at UT Martin*	ESPN+	L, 82-87
7	at Little Rock*	ESPN+	W, 74-68
12	<b>Lindenwood*</b>	ESPN+	<b>W, 94-71</b>
14	at Morehead State*	ESPN+	W, 91-86
19	<b>UT Martin*</b>	ESPN+	<b>L, 60-80</b>
21	<b>Tennessee Tech*</b>	ESPN+	<b>W, 84-77</b> 2OT
26	<b>Tennessee State*</b>	ESPN+	<b>W, 92-75</b>
28	at Eastern Illinois*	ESPN+	W, 79-68

### February (2-3, 2-3 OVC)

2	<b>Little Rock*</b>	ESPN+	<b>W, 99-98</b>
4	at Tennessee Tech*	ESPN+	L, 80-82
9	at Tennessee State*	ESPN+	L, 65-85
11	<b>Morehead State*</b>	ESPN+	<b>L, 59-65</b>
16	<b>Eastern Illinois*</b>	ESPN+	<b>W, 78-64</b>
18	<b>Southern Indiana*</b>	ESPN+	<b>4 p.m.</b>
23	at Lindenwood*	ESPN+	<b>8 p.m.</b>
25	at SIU Edwardsville*	ESPN+	<b>3:30 p.m.</b>

### March

1	OVC Tournament	First Round	Evansville, Ind.
2	OVC Tournament	Quarterfinals	Evansville, Ind.
3	OVC Tournament	Semifinals	Evansville, Ind.
4	OVC Tournament	Championship	Evansville, Ind.

All games broadcast live on the radio at Real Rock 99.3 FM. All times Central and Subject to Change; Home Games in **Bold**; \* - Denotes OVC Game ! - Cream City Classic (Milwaukee, Wis.)



### Southeast Missouri or SEMO

is the preferred reference for Southeast Missouri State University athletic teams. Southeastern Missouri State is **NOT** an acceptable reference.



## SOUTHEAST MISSOURI BASKETBALL

SEMOredhawks.com // @SEMOMBB

Contact: Jeff Honza, Associate AD Strategic Communications // Office: (573) 651-2933 // redhawk1@me.com

## GAME 29 // SOUTHERN INDIANA vs. SOUTHEAST MISSOURI

Feb. 18, 2023 // 4 p.m., CT // Show Me Center (7,000) // Cape Girardeau, Mo. // Series: Tied, 3-3  
Listen: Real Rock 99.3 FM // Watch: ESPN+ // Live Stats: SEMOredhawks.com // Twitter: @SEMOMBB



**15-13**  
8-7 OVC

### SOUTHERN INDIANA SCREAMING EAGLES

Head Coach ..... Stan Goudard  
Career Record (Yrs.) ..... 273-143 (15)  
Record at USI (Yrs.) ..... 45-26 (3)  
OVC Record ..... 8-7



**14-14**  
9-6 OVC

### SEMO REDHAWKS

Head Coach ..... Brad Korn  
Career Record (Yrs.) ..... 39-48 (3)  
Record at SEMO (Yrs.) ..... 39-48 (3)  
OVC Record ..... 26-26

### // Final Home Game

Southeast Missouri (14-14, 9-6) plays host to Southern Indiana (15-13, 8-7) in its final home game of the season Saturday. Tip-off is set for 4 p.m., CT at the Show Me Center.

### // Follow the Redhawks

Fans can listen live on the radio at Real Rock 99.3 FM. Rusty Hendricks will be on the call. Video can be accessed at ESPN+. Live stats are available at SEMOredhawks.com and Twitter updates will be provided @SEMOMBB. For tickets, call (573) 651-2113 or purchase online at SEMOredhawks.com/Tickets.

### // Series History

The all-time series between Southeast Missouri and Southern Indiana is tied, 7-7. SEMO opened Ohio Valley Conference play against Southern Indiana back on Dec. 29 in Evansville. The Screaming Eagles won that matchup by a score of 86-81. USI is in its first year as a member of the OVC transitioning to Division I from the Division II level.

### // Senior Day

Southeast Missouri will honor seniors Nate Johnson, Israel Barnes and Chris Harris. Johnson, Barnes and Harris will be recognized prior to tip-off.

### // OVC Picture

The Redhawks have clinched a spot in this year's Ohio Valley Conference Tournament. Southeast Missouri enters Saturday's contest in a three-way tie for second in the standings with UT Martin and Tennessee Tech. Those three teams have 9-6 records. Each of SEMO's final three opponents are below the Redhawks in the standings (Southern Indiana, Lindenwood, SIU Edwardsville).

### // Harris Approaching 1,000 Points

Chris Harris, Southeast Missouri's second-leading scorer with 13.5 points per game this season, is 11 away from reaching 1,000 in his career. Harris presently has 989 points and an 11.7 ppg average as a Redhawk. If he accomplishes the feat, Harris will become the 25th member of SEMO's 1,000-point club.

### // OVC Leading Scorer

Southeast Missouri has the top scorer in the Ohio Valley Conference. Phillip Russell is first in the league in scoring with 18.7 points per game. Russell went over 500 points (505) this season. He scored double figures in 26 of his 27 starts. Along the way, Russell had 20 or more points 10 times and 30 or more points on three occasions in 2022-23.



## 2022-23 SOUTHEAST MISSOURI BASKETBALL NOTES

**SOUTHERN INDIANA // FEB. 18**

### // Redhawks End Skid

The Redhawks put an end to a three-game losing streak with their 78-64 win over Eastern Illinois (Feb. 16). Southeast Missouri led for the entire game against the Panthers. SEMO beat EIU twice in a season for the third-straight year.

### // Home Finale

Saturday is Southeast Missouri's final home game of the 2022-23 campaign. SEMO's matchup with Southern Indiana closes out a three-game homestand for the Redhawks.

### // Balanced Effort

Eight different Redhawks got in the scoring column during Southeast Missouri's win over Eastern Illinois (Feb. 16). Aquan Smart matched a career-high 14 points to lead the way. Dylan Branson followed with 12 points, while Phillip Russell added 11 and Nate Johnson pitched in 10. SEMO also forced 20 turnovers and assisted 17 of its 28 made field goals.

### // Hanback Steps Up

Mason Hanback scored a season-high eight points in seven minutes off the bench against Eastern Illinois (Feb. 16). Hanback did not miss a field goal going a perfect 4-of-4.

### // Foul Play

In the game between Southeast Missouri and Tennessee State (Feb. 9), a total of 54 personal fouls and 11 technical fouls were called between the teams. The contest resulted in an 85-65 loss for the Redhawks. TSU had seven technical fouls, while SEMO had four players foul out in a game that ended minutes before 11 p.m., CT in Nashville.

### // 37 Again

For the second time this season, Phillip Russell tied Southeast Missouri's NCAA Division I single-game record when he poured in 37 points at Tennessee Tech (Feb. 4). Russell is one of only six players in the nation to score 37 or more points in a game twice. Drew Pember (UNC

Asheville), Jalen Cone (Northern Arizona), Antoine Davis (Detroit Mercy), Josh Cohen (Saint Francis) and James Bishop (George Washington) are the others.

### // Second OVC Player of the Week Honor

Phillip Russell picked up his second Ohio Valley Conference Player of the Week honor on Feb. 6. A native of St. Louis, Russell had another huge week, this time averaging 33 points and nine assists in two games. He started the week by scoring 37 points in a 99-98 win over Little Rock (Feb. 2) to tie SEMO's NCAA Division I single-game scoring record for the second time this year. Russell made 9-of-16 field goals, made four 3-pointers and made 15-of-18 free throws to go along with a career-high 10 assists against the Trojans. Two days later, he scored 29 points, including 22 in the second half at Tennessee Tech (Feb. 4). Russell had eight assists, buried four 3-pointers and made 9-of-10 field goals. In addition, he made three free throws to tie the game with five seconds left against the Golden Eagles. Lindenwood's Keenon Cole (Newcomer) and Tommie Williams (Co-Freshman), and Eastern Illinois' Cameron Haffner (Co-Freshman) rounded out the week's honorees.

### // Comeback Bid Falls Short at Tennessee Tech

Southeast Missouri trailed by 17 points with 15:46 left to play in the second half before coming all the way back to tie it game at Tennessee Tech (Feb. 4). Phillip Russell was fouled behind the 3-point line and made three free throws to tie the game at 80-80 with five seconds remaining. Brett Thompson, who fouled Russell on the play, then made the game-winning shot at the buzzer.

### // How Sweep it Is

The Redhawks chalked up their second series sweep of an Ohio Valley Conference opponent with their 78-64 win over Eastern Illinois (Feb. 16). Southeast Missouri also swept Little Rock in two games this season.

### // He Did That Twice?!!

For the second time this season, Phillip Russell tied Southeast Missouri's NCAA Division I single-game scoring record of 37 points. Russell recently dropped in 37 points and had a career-high 10 assists for only the second double-double of his career vs. Little Rock (Feb. 2). He shot 9-of-16 from the field, buried four 3-pointers and made 15-of-18 free throws. Russell averaged a point per minute in his 37 minutes of action.

### 2022-23 OVC Standings (as of Feb. 16)

	OVC					Overall					
	Record	Pct.	Home	Away	Streak	Record	Pct.	Home	Away	Neutral	Streak
Morehead State	11-4	.733	6-1	5-3	W2	18-10	.643	12-2	6-8	0-0	W2
UT Martin	9-6	.600	7-1	2-5	W2	17-11	.607	14-1	3-10	0-0	W2
<b>Southeast Missouri</b>	<b>9-6</b>	<b>.600</b>	<b>6-2</b>	<b>3-4</b>	<b>W1</b>	<b>14-14</b>	<b>.500</b>	<b>8-4</b>	<b>5-9</b>	<b>1-1</b>	<b>W1</b>
Tennessee Tech	9-6	.600	7-1	2-5	W1	13-15	.464	11-4	2-11	0-0	W1
SIUE	8-7	.533	4-3	4-4	L2	17-11	.607	8-4	7-7	2-0	L2
Tennessee State	8-7	.533	5-2	3-5	L1	16-12	.571	12-3	3-8	1-1	L1
Southern Indiana	8-7	.533	5-3	3-4	W2	15-13	.536	10-3	4-10	1-0	W2
Eastern Illinois	5-10	.333	4-3	1-7	L1	9-19	.321	6-7	3-11	0-1	L1
Lindenwood	4-11	.267	3-4	1-7	L3	9-19	.321	7-4	2-13	0-2	L3
Little Rock	4-11	.267	3-5	1-6	L2	8-20	.286	7-5	1-15	0-0	L2



**// Redhawks at Home**

Southeast Missouri is 8-4 at the Show Me Center with wins over Lyon College (83-46, Nov. 12), William Woods (87-49, Nov. 22), SIU Edwardsville (82-73, Dec. 31), Lindenwood (94-71, Jan. 12), Tennessee Tech (84-77, 2OT, Jan. 21), Tennessee State (92-75, Jan. 26), Little Rock (99-98, Feb. 2) and Eastern Illinois (78-64, Feb. 16), and losses to Purdue Fort Wayne (89-68, Dec. 7), Southern Illinois (70-68, Dec. 21), UT Martin (80-60, Jan. 19) and Morehead State (65-59, Feb. 11) this year. SEMO scored over 80 points in eight of its 12 home contests. One more win will give Brad Korn its most home victories in a season as the Redhawks head coach.

**// 30-Point Threat**

Phillip Russell scored 30 or more points for an Ohio Valley Conference high third time this season when he finished with 37 against Little Rock (Feb. 2). Russell has scored 30 or more in three of his last six starts. He also dropped in 37 at Morehead State (Jan. 14) and 30 vs. Tennessee State (Jan. 26). Russell scored 30 or more points a total of four times in his career.

**// Scoring in Bunches**

Phillip Russell scored over 20 points a total of 10 times this season. Three of his starts resulted in 30 or more points. Russell scored double figures in 26 of

his 27 games. He has sixteen 20-plus point games in his career. Additionally, Russell registered the first point-assist double-double of his career with 37 points and 10 assists vs. Little Rock (Feb. 2). Overall, it was his second double-double in a Redhawk uniform.

**// New Season-Highs**

Southeast Missouri established new season-highs in points and 3-pointers made in its win over Little Rock (Feb. 2). SEMO scored 99 points and drained 14 three-pointers. The Redhawks went over 90 points in a game for the fourth time this season and made 10 or more threes for the eighth time.

**// What a Month!**

The Redhawks wrapped up January with a 6-2 record after taking down Eastern Illinois (Jan. 28), 79-68, on the road. Southeast Missouri's strong January push put the Redhawks in a first-place tie at the top of the Ohio Valley Conference standings. SEMO scored over 80 points five times and went 3-1 on the road in January contests. It is the best January record in three years under Head Coach Brad Korn. SEMO has finished with a .500 or winning record in January each of Korn's first three seasons as the Redhawks head coach.

**2022-23  
Stats Comparison**

USI		SEMO
15-13	Record	14-14
8-7	Conference Record	9-6
76.5	Points Per Game	75.9
73.4	Opp. Points Per Game	74.8
+31	Scoring Margin	+11
.439	Field Goal Percentage	.437
.438	Opp. Field Goal Percentage	.447
.387	3-Point Field Goal Percentage	.332
.344	Opp. 3-Point Field Goal Percentage	.350
.669	Free Throw Percentage	.705
.717	Opp. Free Throw Percentage	.681
38.7	Rebounds Per Game	33.9
34.0	Opp. Rebounds Per Game	35.4
+4.7	Rebounding Margin	-1.5
13.5	Assists Per Game	14.1
13.6	Turnovers Per Game	13.5
-0.5	Turnover Margin	+1.5
2.3	Blocks Per Game	3.3
7.4	Steals Per Game	6.9

**This Week's OVC Schedule**

**February 16, 2023**

**Southeast Missouri 78, Eastern Illinois 64**

Tennessee Tech 77, Lindenwood 68  
Southern Indiana 82, Little Rock 81  
UT Martin 90, SIU Edwardsville 84  
Morehead State 74, Tennessee State 64

**Saturday, February 18**

Lindenwood at Morehead State, 2 p.m., CT  
UT Martin at Tennessee Tech, 3 p.m., CT  
Eastern Illinois at Little Rock, 3:30 p.m., CT  
SIUE at Tennessee State, 3:30 p.m., CT  
**Southern Indiana at Southeast Missouri, 4 p.m., CT**

**Southeast Missouri Probable Starters**



**1**

Phillip Russell  
G / 5-10 / 165 / So.  
St. Louis, Mo.



**3**

Aquan Smart  
G / 6-3 / 175 / So.  
Evanston, Ill.



**5**

Chris Harris  
G / 6-3 / 205 / Sr.  
Antioch, Ill.



**14**

Nate Johnson  
F / 6-9 / 250 / Sr.  
Broward County, Fla.



**33**

Dylan Branson  
F / 6-5 / 220 / So.  
St. Louis, Mo.



## 2022-23 SOUTHEAST MISSOURI BASKETBALL NOTES

### SOUTHERN INDIANA // FEB. 18

#### // Season-Long Winning Streak

Southeast Missouri saw its season-long four-game winning streak end with a 82-80 loss at the buzzer at Tennessee Tech (Feb. 4). SEMO won eight of its last 11 contests.

#### // 9-6 in the OVC

Southeast Missouri is 9-6 in the Ohio Valley Conference with three games left this season. The Redhawks are working toward a winning record in OVC play for the first time since 2016-17 (9-7). SEMO is 26-26 in league play with Korn at the helm.

#### // What's Left

After Thursday's contest, Southeast Missouri closes out its regular-season on the road at Lindenwood (Feb. 23) and SIU Edwardsville (Feb. 25).

#### // On the Road

Southeast Missouri has five true road wins this season. One more will give Brad Korn his most in a season as SEMO's head coach. The Redhawks won three of their last five on the road.

#### // Russell Dominates

Phillip Russell put together a strong week once again leading Southeast Missouri to a pair of wins. Russell averaged 24.5 points and 7.5 assists to guide the Redhawks to victories over Tennessee State (Jan. 26) and Eastern Illinois (Jan. 28). He scored 30 points, shot 8-of-15 from the field, buried four 3-pointers and finished with a season-high nine assists to help SEMO overcome an early 16-point deficit against the Tigers. Two days later, Russell led the Redhawks with 19 points at EIU. For the week, he shot 52.7 percent (12-of-23) from the field, made seven 3-pointers, shot 85.7 percent (18-of-21) at the free throw line and dished out 15 assists.

#### // Russell Clears 200 Career Assists

Phillip Russell went over 200 assists in his career against Eastern Illinois (Jan. 28). Russell officially reached the mark with his

third assist of the game at the 11:00 mark in the first half. He averaged nine assists in his last two starts. Russell has 232 assists in his career.

#### // Seventh-Most Threes

The Redhawks have made 234 three-pointers through 28 games this season. That total ranks seventh all-time in Southeast Missouri's single-season history.

#### // Balanced Scoring

Southeast Missouri put four players in double figures at Eastern Illinois (Jan. 28). Phillip Russell led the way with 19 points, while Israel Barnes and Adam Larson followed with 11 and Josh Earley chipped in 10. Barnes, Larson and Earley accounted for all 32 of SEMO's points off the bench. Three or more players have scored double figures a total of 18 games this season.

#### // Big Lift Larson

Adam Larson drained three 3-pointers and had three blocks in his recent 11-point effort at Eastern Illinois (Jan. 28). Larson finished with four field goals made in 21 minutes. He made three 3-pointers and scored nine points vs. Little Rock (Feb. 2). Larson scored double figures five times this year.

#### // Comeback Kids

Southeast Missouri pulled off its largest come-from-behind win when it overcame a 16-point deficit to beat Tennessee State (Jan. 26), 92-75. SEMO trailed, 17-1, a little over five minutes into the game. The Redhawks then outscored TSU, 49-31, and shot 51.5 percent (17-of-33) from the field in the second half to close out their victory. SEMO scored over 90 points for the third time in five games.

#### // Russell Drops in 30

For the second time this season and third in his career, Phillip Russell scored 30 points in a game. Russell finished with a game-high 30 points in his latest outing against Tennessee State (Jan. 26). He shot

#### // 2022-23 Honors & Awards

##### Preseason All-OVC

Chris Harris, G  
Phillip Russell, G

##### OVC Player of the Week

Israel Barnes, G, Dec. 5  
Phillip Russell, G, Jan. 16  
Phillip Russell, G, Feb. 6

##### OVC Newcomer of the Week

Kobe Clark, F, Nov. 21  
Israel Barnes, G, Dec. 5



8-of-15 from the field, buried four 3-pointers and made a near-perfect 10-of-11 free throws. Russell also dished out nine assists in 35 minutes. He also scored 37 at Morehead State (Jan. 21).

#### // **Clark Out for Season**

Forward Kobe Clark will miss the rest of the 2022-23 season with a knee injury. Clark initially suffered his season-ending injury during the second half of SEMO's game against UT Martin on Jan. 19. A native of St. Louis, Clark is the Redhawks top rebounder and shot blocker. He averaged 8.7 rebounds and accumulated 23 blocks in 19 games and 15 starts. Clark also ranked sixth on the team in scoring with 6.6 points per game and had 10 or more rebounds on seven occasions.

#### // **First Career Double-Double for Harris**

Chris Harris matched career-high 23 points and pulled down a career-best 11 rebounds to lead Southeast Missouri to its win over Tennessee Tech (Jan. 21). Harris shot 8-of-17 from the field and made four 3-pointers in his second 20-point effort in three games. It was SEMO's third double-double of the season.

#### // **Redhawks Survive Double Overtime Thriller**

The Redhawks, once ahead by 22 points, rallied late to pull off an 84-77 double overtime victory over then-Ohio Valley Conference co-leader Tennessee Tech (Jan. 21). Southeast Missouri scored the final six points of the second overtime period and outscored TTU, 14-7, in the last five minutes of the contest. It was the seventh time SEMO played an overtime game in three years under Head Coach Brad Korn. The Redhawks improved to 3-4 in those contests.

#### // **Branson on the Boards**

Dylan Branson posted a career-high 12 rebounds in his latest start vs. Tennessee Tech (Jan. 21). Branson had six offensive rebounds, six points, four assists and three steals, as well.

#### // **Marginally Speaking**

Southeast Missouri dominated Tennessee Tech on the glass and, as a result, matched its largest rebounding margin of the season at +17. SEMO outrebounded the Golden Eagles, 50-33, and held a 15-3 advantage on the offensive end. The 50 rebounds are the Redhawks most in a game this season and most since they outrebounded Eastern Illinois, 50-25, on Jan. 30, 2021.

#### // **Russell Ties SEMO NCAA Division I Single-Game Record**

Phillip Russell tied Southeast Missouri's NCAA Division I single-game scoring record when he dropped in 37 points at Morehead State (Jan. 14) and vs. Little Rock (Feb. 2). The 37 points are the most scored by an Ohio Valley Conference player this season. He tied Tyler Stone (37 points, at SIU Edwardsville, Feb. 6, 2014) for the program's top Division I single-game scoring mark.

#### // **High Scoring Redhawks**

The Redhawks scored 80 or more points in 10 of their 15 Ohio Valley Conference games. Southeast Missouri surpassed 90 points four times with a 92-75 win over Tennessee State (Jan. 26), 94-71 win vs. Lindenwood (Jan. 12), 91-86 victory at Morehead State (Jan. 14) and a 99-98 win over Little Rock (Feb. 2). SEMO leads the OVC with 80 points per game in league play.

#### // **OVC Single-Game High**

Southeast Missouri shot an Ohio Valley Conference single-game high 63.6 percent (35-of-55) from the field in its 94-21 win over Lindenwood (Jan. 12). It is the best field goal percentage in three years under Head Coach Brad Korn. SEMO last shot over 60 percent in a OVC game vs. Tennessee Tech on Jan. 10, 2017. Two days after that, the Redhawks shot 58 percent (31-of-53) at Morehead State (Jan. 14).

#### // **Russell Named OVC Player of the Week**

Southeast Missouri point guard Phillip Russell picked up his first Ohio Valley Conference Player of the Week honor on Jan. 16. A native of St. Louis, Russell averaged 26.6 points, five assists and 1.5 steals to lead SEMO to a pair of victories. He shot 55.2 percent (16-of-29) from the field, 57.1 percent (8-of-14) from 3-point range and 86.7 percent (13-of-15) at the free throw line. He tied SEMO's NCAA Division I single-game scoring record with 37 points at Morehead State (Jan. 14). The 37 points are also most by any OVC player this year. Russell opened the week with 16 points vs. Lindenwood (Jan. 12). He has scored double figures in 18 games this season and surpassed 20 on six occasions. Eastern Illinois' Kinyon Hodges (Newcomer) and Tennessee Tech's Jerome Beya (Freshman) rounded out the week's honorees.

#### // **Top of the OVC**

Southeast Missouri leads the Ohio Valley Conference in scoring (80 ppg), field goal percentage (.456) and turnover margin (+2.2) in league games. SEMO scored over 80 points in 10 of its OVC contests. The Redhawks are also forcing a league-high 14.9 turnovers a game in OVC action.

#### // **About Southern Indiana**

Southern Indiana brings a two-game winning streak to Cape Girardeau this weekend. USI beat Lindenwood and Little Rock during that stretch. The Screaming Eagles lead the Ohio Valley Conference in 3-point field goal percentage. USI made 282 threes in 728 attempts for a 38.7 percent clip. USI also tops the league in rebounding margin with a +4.7 mark. Isaiah Swope averages 14.5 points per game and Jacob Polakovich (12.6 rpg) is the top rebounder in the conference for USI.





## 2022-23 SOUTHEAST MISSOURI BASKETBALL NOTES

### SOUTHERN INDIANA // FEB. 18

#### // Russell Surpasses 100 Assists

Phillip Russell, who ranks second in the Ohio Valley Conference with 5.2 assists per game, recently went over 100 this year. Russell has a league-high 141 assists and has dished out five or more a total of 14 times in 2022-23. He had a career-high 10 assists against Little Rock (Feb. 2). Russell ranks 26th in the nation in total assists.

#### // Barnes Nabs Game-High

Israel Barnes scored a game-high 20 points in his latest effort vs. Lindenwood (Jan. 12). Barnes came off the bench to shoot 9-of-12 from the field in 29 minutes. He scored 13 of his points in the first half alone. Barnes scored 20 or more points for the fourth time this season. He posted his sixth game with 10 or more points when he scored 10 vs. Tennessee Tech (Jan. 21).

#### // Big Game Branson

Dylan Branson notched a career-high 19 points to lead Southeast Missouri in its win at Little Rock (Jan. 7), SEMO's first meeting with the Trojans in over 20 years. Branson shot 7-of-12 from the field and scored 11 of his points in the second half. It was his third double-digit effort in four games. Branson started 11-straight games for the Redhawks.

#### // Advantage SEMO

Southeast Missouri won the battle of the boards, 39-35, at Little Rock (Jan. 7). SEMO had been outrebounded in six-straight games prior to that matchup. The Redhawks outrebounded their opponent eight times this year. Most recently, SEMO posted its largest rebounding advantage of the season with a +17 (30-13) performance vs. Lindenwood (Jan. 12).

#### // Cutting Down the Turnovers

Southeast Missouri turned the ball over a season-low seven times at UT Martin (Jan. 5). Before that, the Redhawks had just eight miscues vs. SIU Edwardsville (Dec. 29). The seven turnovers against the Skyhawks

are the fewest SEMO had in a game in three years under Head Coach Brad Korn.

#### // Harris is Rolling

Chris Harris is second on the team in scoring with 13.5 points per game through 27 games and 25 starts. He scored double figures in 15 of his last 18 contests and leads the Redhawks with 54 career double-digit scoring games.

#### // Winning the Second Half

For the 16th time this season, Southeast Missouri won the second half when it outscored Morehead State, 34-31, on Feb. 11. SEMO is 11-5 in games where it outscores its opponent in the final 20 minutes. The Redhawks 58 points vs. Little Rock are their most in a second half through 24 games this year.

#### // 10 or More 3-Pointers

The Redhawks matched a season-high 13 three-pointers in their 87-82 loss to UT Martin (Jan. 5). Southeast Missouri has made 10 or more 3-pointers in nine games this year. SEMO is third in the Ohio Valley Conference with 221 threes through 26 games. The Redhawks 221 threes rank as eighth-most in a season in program history.

#### // OVC Home-Openers

With its win over SIU Edwardsville (Dec. 31), Southeast Missouri evened its record to 15-15 in Ohio Valley Conference home-openers. It marked Brad Korn's second-straight OVC home opening win as the Redhawks head coach.

#### // 40-Minute Win

For the fourth time this season, Southeast Missouri led for the entire game en route to victory. SEMO led from start to finish in its latest 78-64 win over Eastern Illinois (Feb. 16). The Redhawks also led SIU Edwardsville (Dec. 31), Lyon College (Nov. 12) and William Woods (Nov. 22) for all 40 minutes of play.

#### // Battling Through It

Southeast Missouri played with a full roster just four times this season. SEMO had all 13 of its players active vs. SIU Edwardsville (Dec. 31), at Southern Indiana (Dec. 29), at UT Martin (Jan. 5) and vs. Lindenwood (Jan. 12). The Redhawks were short-handed in 16 games this year, at times playing with three or more inactive players. SEMO also used seven different starting lineups.

#### // 3-Pointer Streak

Phillip Russell drained a 3-pointer in 27-straight contests. Russell leads Southeast Missouri with 70 three-pointers.

#### // Veteran Milestones

Chris Harris went over 100 three-pointers made and 200 rebounds in his career this season. Harris presently has 126 threes and 278 rebounds as a Redhawk. He went over 200 career assists (224) at UT Martin (Jan. 5), as well.

#### // Redhawks Drop OVC Opener

The Redhawks dropped their Ohio Valley Conference opener by a score of 86-81 to Southern Indiana on the road Thursday. Southeast Missouri fell behind by 23 points and outscored USI, 55-43, in the second half. The Redhawks comeback bid, however, came a bit too late as the Screaming Eagles hung on for their first OVC win in program history. SEMO fell to 10-22 all-time in league openers.

#### // MVC Foes

Southern Illinois marked the third Missouri Valley Conference opponent Southeast Missouri played this season. SEMO went 1-2 against the MVC this year with a road win at Evansville (67-61, Nov. 16), road loss at Bradley (73-60, Nov. 19) and home loss to Southern Illinois (70-68, Dec. 21).

#### // Larson Delivers

In only his second career start, Adam Larson pitched in a career-high 19 points to lead the Redhawks at Arkansas State (Dec. 14). All five of Larson's field goals made were



3-pointers. He also went a perfect 4-of-4 at the free throw line en route to his third double-digit scoring game this season. Larson is third on the team with 24 three-pointers made.

### // Three-Straight 20-Point Games

Israel Barnes had over 20 points in three consecutive contests prior to missing three contests due to illness. Barnes pitched in a season-high 23 vs. Purdue Fort Wayne (Dec. 7). Before that, he scored 21 at Missouri (Dec. 4) and 22 at Milwaukee (Nov. 28). Barnes raised his scoring average 10.8 points (4.0 to 14.8) during those three games alone.

### // Multiple 20-Point Scorers

For the fourth time this season, Southeast Missouri had two 20-point scorers in a game. Phillip Russell scored 29 points and Chris Harris added 21 at Tennessee Tech (Feb. 4). Prior to that, Russell scored 37 points and Harris added 23 at Morehead State (Jan. 14). Russell scored 25 points and Israel Barnes had 23 vs. Purdue Fort Wayne (Dec. 7) and Russell had 26 points and Barnes finished with 21 at Missouri (Dec. 4). Russell (9), Barnes (4) and Harris (3) have accounted for SEMO's 16 20-point games this year.

### // Barnes Named Both OVC Co-Player and Newcomer of the Week

Guard Israel Barnes was named Ohio Valley Conference Co-Player and Newcomer of the Week on Dec. 5. A native of Wichita, Kansas, Barnes recorded back-to-back 20-point performances last week. He averaged 21.5 points and four rebounds in two games, while shooting 53.8 percent (14-of-26) from the field and 50 percent (7-of-14) from 3-point range. Barnes opened the week with a season-high 22 points and four 3-pointers in 22 minutes off the bench at Milwaukee (Nov. 28). He followed that up with 21 points in his first career start at Southeastern Conference member Missouri (Dec. 4). UT Martin's Parker Stewart (Co-Player), Eastern Illinois' Kyle

Thomas (Co-Freshman) and Little Rock's Ethan Speaker (Co-Freshman) rounded out the week's honorees.

### // OVC Top Two

Individually, Phillip Russell is first in the Ohio Valley Conference in scoring (19 ppg) and tied for first in assists (5.2 apg).

### // Cream City Classic Recap

Southeast Missouri played three games in three days at the Cream City Classic in Milwaukee, Wisconsin (Nov. 26-28). SEMO went 1-2 at the four-team event. The Redhawks defeated Boston (63-52) and fell to both UC Davis (73-71) and host Milwaukee (84-68). Phillip Russell averaged 16 points, dished out 10 assists, added eight rebounds and had three steals to lead the Redhawks in the tournament.

### // November Wrap

The Redhawks finished their opening month of the season with a 5-3 record as one of three Ohio Valley Conference teams above .500 to begin the year. SIU Edwardsville (5-2) and Tennessee State (4-2) are the others. Southeast Missouri's five wins are currently second-most in the league. SEMO posted its first winning record in November since 2018-19 (4-3).

### // Barnes Rises

After missing the first five games with a sprained knee, Israel Barnes made his Southeast Missouri debut at the Cream City Classic. Barnes played in all three of SEMO's games at the event. Against host Milwaukee, he scored 22 points off the bench to lead the Redhawks. Barnes scored 11 points in a row and wound up with 13 in the first half. He shot 7-of-14 from the field, 4-of-8 from 3-point range and 4-of-4 at the free throw line in 22 minutes.

### // Branson Logs First Start

Dylan Branson re-joined Southeast Missouri's starting lineup at the Cream City Classic (Nov. 26-28). Branson, after missing the first four games of the season with an ankle injury, started all three games

in Milwaukee. It was the first time he started since SEMO's Ohio Valley Conference Tournament semifinal game against Murray State on Mar. 4, 2022.

### // Redhawks Blow Out William Woods

Southeast Missouri improved to 2-0 at home with its 87-49 blowout win over William Woods (Nov. 22). SEMO's 38-point win gave Brad Korn his largest victory over any opponent since he became the Redhawks head coach. SEMO also beat Lyon College (Nov. 12), 83-47, by more than 30 points this year.

### // Redhawks Beat Evansville

Chris Harris scored 14 points to lead Southeast Missouri to a 67-61 road win at Evansville (Nov. 16). SEMO trailed just once in the game, which saw Brad Korn get his first win against the Purple Aces at the Ford Center. The Redhawks used a 15-3 run to get a double-digit lead and led, 36-23, at the half. SEMO withstood an early second-half run by UE and held off the Purple Aces down the stretch.

### // Home-Opening Win

With its 83-46 victory over Lyon College (Nov. 12), Southeast Missouri improved to 24-8 all-time in home-openers since joining the NCAA Division I ranks in 1991-92. SEMO opened its home slate with a win for the eighth time in 11 years and posted The Redhawks won their home-opener in their home-opener in five of their last seven seasons.

### // Over 80

For the 12th time this season, Southeast Missouri scored 80 or more points in a game when it put up 80 at Tennessee Tech (Feb. 4). SEMO also scored 99 vs. Little Rock (Feb. 2). SEMO also scored 84 vs. Tennessee Tech (Jan. 21), 91 at Morehead State (Jan. 14), 94 vs. Lindenwood (Jan. 12), 82 at UT Martin (Jan. 5), 82 vs. SIU Edwardsville



## 2022-23 SOUTHEAST MISSOURI BASKETBALL NOTES

### SOUTHERN INDIANA // FEB. 18

(Dec. 31), 81 at Southern Indiana (Dec. 29), 87 vs. William Woods (Nov. 22), 83 vs. Lyon College (Nov. 12), 89 at Missouri (Dec. 4) and 99 vs. Little Rock (Feb. 2).

#### // Mitchell Delivers

Josh Mitchell came off the bench to get the first double-double of his career when he scored 14 points and grabbed 10 rebounds vs. William Woods (Nov. 22). Mitchell led Southeast Missouri in scoring for the first time this season and posted four dunks to go along with his nice performance.

#### // Against Non-Division I

Southeast Missouri ran its winning streak to 33-straight victories against non-Division I foes with its 87-49 drubbing of William Woods (Nov. 22).

#### // Redhawks Take Down South Florida

Southeast Missouri began its 2022-23 campaign with a 64-61 road win at American Athletic Conference foe South Florida on Nov. 7. SEMO opened a season with a win for the third year in a row. The Redhawks were one of three Ohio Valley Conference schools that won on the opening night of this year's college basketball season.

#### // Season-Openers

With its win over South Florida (Nov. 7), Southeast Missouri improved to 3-0 in season-openers under Head Coach Brad Korn. SEMO opened its season away from home for the 16th time in 17 years this 2022-23 campaign. The Redhawks won three-straight season-openers outside of Cape Girardeau for the first time in program history.

#### // Great Game!

The Redhawks and South Florida went back-and-forth to eight ties and 15 lead changes in their season-opener that resulted in Southeast Missouri posting a close 64-61 win on Nov. 7. Phillip Russell buried a huge pull up 3-pointer with 29 seconds left and made two free throws 37 seconds earlier to help get SEMO a

63-58 advantage. USF's desperation 3-pointer at the buzzer missed and the Redhawks held on.

#### // Redhawk Debuts

Five players saw action in their first career game at Southeast Missouri during this year's season-opener at South Florida (Nov. 7). Kobe Clark and Aquan Smart each made their first career start, while Adam Larson, Tevin Gowins and Josh Earley came off the bench. Clark finished with eight points and eight rebounds, while Earley added nine points and eight boards.

#### // 3-Point Advantage

Southeast Missouri outscored South Florida by a count of 30-12 from 3-point range on Nov. 7. SEMO buried 10 three-pointers with Adam Larson (2), Aquan Smart (2), Chris Harris (2) and Phillip Russell (3) accounting for nine.

#### // Season 116

Southeast Missouri begins its 16th season of basketball when it heads to the Sunshine State Monday. This year marks SEMO's 32nd as an NCAA Division I program. The Redhawks are 381-553 since joining the Division I ranks in 1991-92. SEMO has a total of eight winning seasons as an NCAA Division I program with its last coming in 2013-14 (18-14).

#### // Lots of New Faces

Southeast Missouri's 2022-23 roster consists of five returnees and 10 newcomers. Guards Phillip Russell and Dylan Branson are the only returning starters back from a year ago. SEMO added four Division I transfers in Aquan Smart (Florida International), Kobe Clark (Georgetown), Josh Earley (Tulsa) and Gavyn Elkamil (Tulsa). The Redhawks also have a pair of 7-footers with centers David Idada (Netherlands) and Mason Hanback (Jackson, Tenn.) joining the team. Idada, however, is currently not eligible due to NCAA Division I regulations.

#### // Redhawks Sign Two Talented Guards

Southeast Missouri signed talented guards Marqueas Bell and BJ Ward for the 2023-24 season on Nov. 10. A native of Kansas City, Missouri, Bell was named to the Missouri Basketball Coaches Association Class 6 All-State Team after leading Park Hill High School to its second consecutive 16-win season a year ago. He averaged 19.7 points per game and made 39 percent of his 3-pointers. Bell comes from a talented athletic family that includes Ronnie Bell, a star wide receiver at the University of Michigan, and his twin brother, Kendrick Bell, who received an offer from the Wolverines. His younger sister, Iaila, also holds an offer from Michigan. Ward, who hails from St. Louis, averaged 11.8 points, 3.2 rebounds and 4.5 assists leading the Red Devils to a 23-9 record and fourth-place finish in the state tournament as a junior. He spent the summer playing for Brad Beal Elite's 17U team. Ward will enter his third season as the starting point guard for Chaminade College Preparatory School, which made back-to-back trips to the Final Four of the Class 6 State Tournament. Ward is one of the top point guards in the state of Missouri who is currently ranked seventh in the Class of 2023 according to Prep Hoops Missouri.

#### // Russell and Harris Named Preseason All-OVC

Guards Phillip Russell and Chris Harris earned Preseason All-Ohio Valley Conference honors ahead of the 2022-23 campaign. A native of St. Louis, Russell claimed Second-Team All-OVC accolades in his first year at Southeast Missouri in 2021-22. He ranked second on the team in scoring with 13.4 points per game in 30 starts. Russell led the team with 95 assists and 37 steals. He rated ninth in the OVC in scoring, 10th in assists (3.2 apg), 11th in free throw percentage (.733), 12th in steals (1.2 spg), 13th in 3-point field goals made (1.6 per game), 10th in assist/turnover ratio (1.5) and 15th in minutes played (30.4 mpg). Harris, who





hails from Antioch, Illinois, secured Preseason All-OVC laurels for the second-straight year. He was SEMO's third-leading scorer with 9.4 points per game last season. Harris also ranked second on the team with 76 assists and tied for fourth with 20 steals. He was 13th in the league in assists (2.7 apg), eighth in free throw percentage (.763) and 14th in 3-point field goal percentage (.347).

#### **// Redhawks Fourth in OVC Preseason Poll**

Southeast Missouri was picked fourth in the Ohio Valley Conference Preseason Poll selected by the league's Coaches and Communication Directors. SEMO accumulated a total of 115 points and two first-place votes. Morehead State is the preseason favorite with 138 points and seven first-place nods. Tennessee State (130 pts., 2 first-place votes) and UT Martin (120 pts., 7 first-place votes) were also picked ahead of the Redhawks. SIU Edwardsville (111 pts., 2 first-place votes), Little Rock (102 pts.), Southern Indiana (68 pts.), Tennessee Tech (62 pts.), Eastern Illinois (31 pts.) and Lindenwood (23 pts.) completed the predicted order of finish.

#### **// Korn in Third Year**

Brad Korn has the Southeast Missouri basketball program trending in the right direction entering his third year as head coach in 2022-23. Korn guided SEMO to its first Ohio Valley Conference Tournament semifinal appearance in 17 years and fourth in program history last season. The Redhawks finished fourth in the OVC with an overall record of 14-18 and 8-9 against league foes. SEMO's win total increased by a +3 margin from 11 (2021-22) to 14 (2022-23) victories since Korn took over the helm. Statistically, the Redhawks finished in the top three in the OVC in scoring offense (3rd, 75.6 ppg), free throw percentage (2nd, .732), turnover margin (3rd, +0.41) and 3-point field goals made (1st, .281).

#### **// 3-Point Accuracy**

The Redhawks led the Ohio Valley Conference with 281 three-pointers made in 2021-22. Southeast Missouri fell just nine 3-pointers made of breaking its program record (289, 2017-18). SEMO brings back two of its top three 3-point shooters in Phillip Russell and Chris Harris. Russell (48) and Harris (35) accounted for 83 made threes.

#### **// Redhawks Win Two Exhibition Games**

Southeast Missouri went 2-0 in exhibition play with wins over Fontbonne (67-52, Oct. 25) and Aurora University (84-51, Oct. 30). Chris Harris led SEMO in both games with 18 and 15 points, respectively. Phillip Russell also scored double figures in each of those preseason contests.

#### **// 2022-23 Schedule**

Southeast Missouri's 2022-23 schedule includes 31 games with 13 at the Show Me Center. SEMO tips off its third season under Head Coach Brad Korn at South Florida on Nov. 7. The Redhawks start a season in the Sunshine State for the first time in their NCAA Division I era. SEMO last faced a Florida school in 2018-19 (at Florida State). The Redhawks four home non-conference matchups include non-Division I foes Lyon College (Nov. 12) and William Woods (Nov. 22) along with Purdue Fort Wayne (Dec. 7) and longtime rival Southern Illinois (Dec. 21). SEMO and SIU square off for the 120th time on the hardwood in 2022-23, while PFW comes to Cape Girardeau on the back end of a home-and-home series. The rest of the Redhawks non-league games feature trips to Missouri Valley Conference members Evansville (Nov. 16) and Bradley (Nov. 19), SEC opponent and in-state foe Missouri (Dec. 4), Arkansas State (Dec. 14) and Big Ten affiliate Iowa (Dec. 17). SEMO also plays three games at the Milwaukee Tournament over Thanksgiving weekend (Nov. 26-28). Iowa is the only team on SEMO's 2022-23 schedule that made the NCAA Tournament a year ago. The Hawkeyes went 26-10 overall and finished fourth in the Big Ten.

The 2022-23 campaign, which is the 75th year of competition in the Ohio Valley Conference, marks the first in the league for Lindenwood, Little Rock and Southern Indiana who became official members on July 1. They join Eastern Illinois, Morehead State, SEMO, SIU Edwardsville, Tennessee State, Tennessee Tech and UT Martin to make up the 10-team league. Each school will play an 18-game schedule which will begin on Thursday, December 29 and conclude on Saturday, February 25. SEMO begins OVC play when at Southern Indiana on Dec. 29. The 2023 OVC Men's and Women's Basketball Tournament is slated for March 1-4 at the Ford Center in Evansville, Indiana. It marks the sixth year in a row the event will be held at the venue. Each OVC school is eligible to compete and win the OVC Tournament Championship, including Lindenwood and Southern Indiana, who are beginning the reclassification process to Division I. It was previously announced that should a transitioning school win an OVC Tournament Championship, the AQ shall be awarded to the tournament runner-up. Should the tournament runner-up also be a transitioning school, the AQ representative shall be the highest seed going into the tournament. All Conference games and home non-conference contests can be seen on ESPN networks, with the majority of games broadcast on ESPN+. Additional linear exposures on ESPNU and ESPN2 will be announced at a later date.



## 2022-23 SOUTHEAST MISSOURI BASKETBALL NOTES

### NUMERICAL & ALPHABETICAL ROSTER

#### Numerical

No.	Name	Pos.	Ht.	Wt.	Cl.	Hometown (High School/College)
0	Israel Barnes	G	6-4	185	R-Sr.	Wichita, Kan. (Wichita Southeast/Newman University)
1	Phillip Russell	G	5-10	165	So.	St. Louis, Mo. (Vashon/Saint Louis)
3	Aquan Smart	G	6-3	175	So.	Evanston, Ill. (Niles North/Florida International)
4	Adam Larson	F	6-9	180	R-Fr.	Fennimore, Wis. (Fennimore)
5	Chris Harris	G	6-3	205	R-Sr.	Antioch, Ill. (Lake Forest Academy/John A. Logan College)
10	David Idada	C	7-0	250	Fr.	Barendrecht, Netherlands (Golden State Prep)
11	Evan Eursher	G	6-2	177	Fr.	Hendersonville, Tenn. (The Webb School)
12	Tevin Gowins	G	5-9	167	Fr.	Florissant, Mo. (Hazelwood Central)
14	Nate Johnson	F	6-9	250	Sr.	Broward County, Fla. (American Heritage/Seminole State CC)
15	Josh Mitchell	F	6-8	215	So.	Tupelo, Miss. (Tupelo/Northeast Mississippi CC)
21	Josh Earley	F	6-7	242	Jr.	Shawnee Mission, Kan. (Bishop Miege/Tulsa)
22	Gavyn Elkamil	G	6-5	190	So.	Pittsburg, Kan. (Link Prep Academy/Tulsa)
24	Kobe Clark	F	6-6	180	So.	St. Louis, Mo. (Vashon/Georgetown)
33	Dylan Branson	G	6-5	220	So.	St. Louis, Mo. (Mehlville)
35	Mason Hanback	C	7-0	245	Fr.	Jackson, Tenn. (Tennessee Prep)

#### Alphabetical

No.	Name	Pos.	Ht.	Wt.	Cl.	Hometown (High School/College)
0	Israel Barnes	G	6-4	185	R-Sr.	Wichita, Kan. (Wichita Southeast/Newman University)
33	Dylan Branson	G	6-5	220	So.	St. Louis, Mo. (Mehlville)
24	Kobe Clark	F	6-6	180	So.	St. Louis, Mo. (Vashon/Georgetown)
21	Josh Earley	F	6-7	242	Jr.	Shawnee Mission, Kan. (Bishop Miege/Tulsa)
22	Gavyn Elkamil	G	6-5	190	So.	Pittsburg, Kan. (Link Prep Academy/Tulsa)
11	Evan Eursher	G	6-2	177	Fr.	Hendersonville, Tenn. (The Webb School)
12	Tevin Gowins	G	5-9	167	Fr.	Florissant, Mo. (Hazelwood Central)
35	Mason Hanback	C	7-0	245	Fr.	Jackson, Tenn. (Tennessee Prep)
5	Chris Harris	G	6-3	205	R-Sr.	Antioch, Ill. (Lake Forest Academy/John A. Logan College)
10	David Idada	C	7-0	250	Fr.	Barendrecht, Netherlands (Golden State Prep)
14	Nate Johnson	F	6-9	250	Sr.	Broward County, Fla. (American Heritage/Seminole State CC)
4	Adam Larson	F	6-9	180	R-Fr.	Fennimore, Wis. (Fennimore)
15	Josh Mitchell	F	6-8	215	So.	Tupelo, Miss. (Tupelo/Northeast Mississippi CC)
1	Phillip Russell	G	5-10	165	So.	St. Louis, Mo. (Vashon/Saint Louis)
3	Aquan Smart	G	6-3	175	So.	Evanston, Ill. (Niles North/Florida International)

**Head Coach:** Brad Korn, Third Year (Southern Illinois, 2004)

**Assistant Coach:** Keith Pickens, Fifth Year (Missouri State, 2013)

**Assistant Coach:** J.R. Reynolds, First Year (Eastern Illinois, 2004)

**Assistant Coach:** Connor Wheeler, First Year (SIU Edwardsville, 2016)

**Director of Operations:** LaDon Champagnie, Second Year (Missouri Baptist, 2013)

#### » Breakdown by Class

Total Squad Members.....	15
Seniors .....	3
Juniors .....	1
Sophomores.....	6
Freshmen.....	5

#### » Geographical Breakdown

Florida .....	1
Illinois.....	2
Kansas.....	3
Mississippi .....	1
Missouri.....	4
Netherlands .....	1
Tennessee.....	2
Wisconsin.....	1

#### » Breakdown by Position

Guard .....	8
Forward .....	5
Center.....	2

#### » Pronunciation Guide

David Idada .....	eye-dah-dah
Gavyn Elkamil.....	elk-uh-mill
Evan Eursher .....	urr-sure
Tevin Gowins.....	GO-ins
Mason Hanback .....	hand-back
Aquan Smart .....	A-kwan

2022-23 SOUTHEAST MISSOURI BASKETBALL NOTES  
**RADIO/TV ROSTER**



**0** | **Israel Barnes**  
 G / 6-4 / 185 / R-Sr.  
 Wichita, Kan.



**1** | **Phillip Russell**  
 G / 5-10 / 165 / So.  
 St. Louis, Mo.




**3** | **Aquan Smart**  
 G / 6-3 / 175 / So.  
 Evanston, Ill.



**4** | **Adam Larson**  
 F / 6-9 / 180 / R-Fr.  
 Fennimore, Wis.



**5** | **Chris Harris**  
 G / 6-3 / 205 / R-Sr.  
 Antioch, Ill.



**10** | **David Idada**  
 C / 7-0 / 250 / Fr.  
 Barendrecht, Netherlands



**11** | **Evan Eursher**  
 G / 6-2 / 177 / Fr.  
 Hendersonville, Tenn.



**12** | **Tevin Gowins**  
 G / 5-9 / 167 / Fr.  
 Florissant, Mo.



**14** | **Nate Johnson**  
 F / 6-9 / 250 / Sr.  
 Broward County, Fla.



**15** | **Josh Mitchell**  
 F / 6-8 / 215 / So.  
 Tupelo, Miss.



**21** | **Josh Earley**  
 F / 6-7 / 242 / Jr.  
 Shawnee Mission, Kan.




**22** | **Gavyn Elkamil**  
 G / 6-5 / 190 / So.  
 Pittsburg, Kan.



**24** | **Kobe Clark**  
 F / 6-6 / 180 / So.  
 St. Louis, Mo.



**33** | **Dylan Branson**  
 G / 6-5 / 220 / So.  
 St. Louis, Mo.



**35** | **Mason Hanback**  
 C / 7-0 / 245 / Fr.  
 Jackson, Tenn.



**Brad Korn**  
 Head Coach  
 Third Year



**Keith Pickens**  
 Assistant Coach  
 Fifth Year



**J.R. Reynolds**  
 Assistant Coach  
 First Year



**Connor Wheeler**  
 Assistant Coach  
 First Year



**LaDon Champagnie**  
 Director of Operations  
 Second Year





## 2022-23 SOUTHEAST MISSOURI BASKETBALL NOTES

### HEAD COACH BRAD KORN



## BRAD KORN

Head Coach

Third Year // Southern Illinois, 2004



## REDHAWK BASKETBALL

**B**rad Korn has the Southeast Missouri basketball program trending in the right direction entering his third year as head coach in 2022-23.

Korn guided SEMO to its first Ohio Valley Conference Tournament semifinal appearance in 17 years and fourth in program history a year ago. The Redhawks finished fourth in the OVC with an overall record of 14-18 and 8-9 against league foes.

SEMO had a pair of All-OVC performers in Eric Reed, Jr. (First-Team) and Phillip Russell (Second-Team). It marked the first time the Redhawks had a player on both the OVC first and second teams in a season since 2016-17.

The Redhawks win total increased by a +3 margin from 11 (2021-22) to 14 (2022-23) victories since Korn took over the helm.

Statistically, SEMO finished its 2022-23 campaign ranked among the top three in the OVC in scoring offense (3rd, 75.6 ppg), free throw percentage (2nd, .732), turnover margin (3rd, +0.41) and 3-point field goals made (1st, 281). SEMO's 281 three-point field goals made were second-most in a season in

program history.

Korn's first head coaching job has been anything but easy as he took over at SEMO in the middle of a global COVID-19 pandemic.

Throughout all the challenges and uncertainties during an unprecedented 2020-21 season, Korn led his first SEMO team to an overall record of 11-16 and seventh-place finish in the OVC.

The Redhawks made the OVC Tournament for the first time since 2016-17 and saw a +4 improvement in total wins and a +6 jump in OVC victories from the year before. SEMO's nine (9-11) conference victories matched the program's most in a season in 20 years.

SEMO ranked among the top five in the OVC in 3-point field goal percentage (5th, .352), rebounding margin (5th, +2.2), defensive rebounds (5th, 25.6 per game) and defensive rebound percentage (1st, .764).

Korn was officially introduced as SEMO's head coach on Mar. 23, 2020 and is the seventh head coach in SEMO's NCAA Division I era (since 1991-92).

Prior to arriving in Cape Girardeau, Korn spent five years at Big 12 Conference member Kansas State working the four seasons as an

assistant coach and one as the program's Director of Operations.

In his final four years back at K-State after returning following a three-year stint at Missouri State (2013-16), Korn helped the Wildcats to 82 wins and three-straight NCAA Tournament appearances. K-State posted back-to-back 25-win campaigns for the first time in school history (2017-18, 2018-19).

During his first year back in 2016-17, the squad won 21 games, including eight over teams that advanced to the postseason, and knocked off Wake Forest in the NCAA First Four before losing to #18

Cincinnati in the NCAA South Regional First Round.

Working primarily with the post players, Korn was a big influence on the development of two-time All-Big 12 First Team selection Dean Wade, who became the fourth Wildcat to earn All-Big 12 First-Team honors in 2018 and just the second to do so in back-to-back seasons. Wade is one of just three players to rank in the school's Top 10 in both career scoring (1,510) and rebounding (685). He was instrumental in the progress of Makol Mawien, who has started all 103 games in his K-State career and emerged as one of the top big men in the





Big 12.

Korn was also key in the growth of All-Big 12 selections Wesley Iwundu and D.J. Johnson during his first season as an assistant coach in 2016-17. Iwundu, who was twice named Third Team All-Big 12, became the first Wildcat since 2008 to be taken in the NBA Draft when he was selected with 33rd overall pick by the Orlando Magic. Johnson, an honorable mention all-league selection, broke the career field goal percentage record at 59.5 percent, while setting the single-season mark for the second consecutive season at 62.3 percent in 2016-17.

Korn spent one season on Bruce Weber's inaugural staff at K-State as Director of Operations in 2012-13, helping the Wildcats to a 27-8 overall record and their first-ever Big 12 regular-season title. It was the school's first conference title since 1977, while the 27 wins rated second-most in school history.


Overall, he has 15 years of Division I experience, which includes time at his alma mater – Southern Illinois (2004-12). Korn has extensive ties to Weber after playing his first four years (1999-2003) for him at Southern Illinois. He redshirted in 1999-2000 before playing the next three years for Weber. He concluded his playing career for (current Purdue head coach) Matt Painter in 2003-04 before spending the next eight years (2004-12) at SIU as an assistant for then-Saluki head coach and current K-State associate head

coach Chris Lowery.

Korn returned to Manhattan in May 2016 after three seasons at Missouri State, where he served as an assistant coach to then-head coach Paul Lusk from 2013-16. At MSU, he helped the Bears to 44 wins, including a 20 -win season and a trip to the CollegiateInsider.com Tournament in 2013-14.

Korn helped mentor a number of All-Missouri Valley honorees during his stay at Missouri State, including 2014 All-MVC Second-Team selection Jarmar Gulley and 2016 MVC Newcomer of the Year Dequon Miller. In addition, he coached three MVC All-Freshman Team honorees in Austin Ruder in 2014 and Obediah Church and Jarred Dixon in 2016 as well as two Most Improved Team members (Dorrian Williams in 2015 and Chris Kendrix in 2016).

Prior to his first stint at K-State, Korn spent eight years (2004-12) at Southern Illinois, including his final six years as a full-time assistant under Lowery. He helped the Salukis post a 145-116 (.556) overall record with four postseason appearances, two Missouri Valley Conference championships and one State Farm Missouri Valley Conference Tournament title. The squad won 20 or more games and advanced to the NCAA Tournament on three occasions (2005, 2006, 2007) during his tenure as an assistant coach, including a 2007 trip to the Sweet 16. He was a graduate assistant at SIU his first two years before being elevated to a full-time assistant coach on Jan.



31, 2006.

A native of Plano, Illinois, Korn helped the Salukis through one of their greatest periods of success from 1999 to 2004. The squad went from 16 wins his redshirt-freshman season to three consecutive NCAA Tournament appearances under Weber and Painter. He was also a part of three Missouri Valley regular season championships as a player.

The 6-foot-9 forward saw action in 121 games in his career, averaging 5.2 points and 2.3 rebounds in 14.5 minutes per

game. As a senior, he averaged 9.7 points on 41 percent shooting with four rebounds and 1.9 assists in helping SIU to 25 wins and a 17-1 mark in MVC play. He was named to the league's Most Improved Team.

Korn earned a bachelor's degree in Marketing from Southern Illinois in 2004 and his master's degree in Administrative Studies from Missouri State in 2016. He resides in Cape Girardeau with his wife, Kristin, and daughters Brielyn and Ashtyn.





## 2022-23 SOUTHEAST MISSOURI BASKETBALL NOTES

### HEAD COACH BRAD KORN



#### ■ The Korn File

**Experience:**

18th Year (Third at SEMO)

**Hometown:**

Plano, Ill.

**Birthdate:**

August 22, 1981

**Alma Mater:**

Southern Illinois, 2004

**Education:**

BB.A. Marketing (Southern Illinois)

Master's Administrative Studies (Missouri State)

**Date Hired:**

March 23, 2020

**Family:**

Wife - Kristin

Children - Brielyn, Ashtyn

**Playing Experience:**

Southern Illinois, 1999-04

**Coaching Experience:**

Southern Illinois, Graduate Asst., 2004-06

Southern Illinois, Assistant Coach, 2006-12

Kansas State, Dir. of Operations, 2012-13

Missouri State, Assistant Coach, 2013-16

Kansas State, Assistant Coach, 2016-20

Southeast Missouri, 2020-pr.

#### Korn Year-by-Year Records

Year	School	Assignment	Record	Conference/Finish	Postseason
2004-05	Southern Illinois	Graduate Assistant	27-8	15-3/1st	NCAA Second Round
2005-06	Southern Illinois	Graduate Assistant	22-11	12-6/2nd	NCAA First Round
2006-07	Southern Illinois	Assistant Coach	29-7	15-3/1st	NCAA Sweet 16
2007-08	Southern Illinois	Assistant Coach	18-15	11-7/3rd	NIT Second Round
2008-09	Southern Illinois	Assistant Coach	13-18	8-10/5th	-
2009-10	Southern Illinois	Assistant Coach	15-15	6-12/9th	-
2010-11	Southern Illinois	Assistant Coach	13-19	5-13/8th	-
2011-12	Southern Illinois	Assistant Coach	8-23	5-13/9th	-
2012-13	Kansas State	Director of Operations	27-8	14-4/1st	NCAA Second Round
2013-14	Missouri State	Assistant Coach	20-13	9-9/4th	CollegelInsider.com Tourn. (CIT)
2014-15	Missouri State	Assistant Coach	11-20	5-13/8th	-
2015-16	Missouri State	Assistant Coach	13-19	8-10/7th	-
2016-17	Kansas State	Assistant Coach	21-14	8-10/6th	NCAA First Round
2017-18	Kansas State	Assistant Coach	25-12	10-8/4th	NCAA Elite Eight
2018-19	Kansas State	Assistant Coach	25-9	14-4/1st	NCAA First Round
2019-20	Kansas State	Assistant Coach	11-21	3-15/10th	-
2020-21	Southeast Missouri	Head Coach	11-16	9-11/7th	-
2021-22	Southeast Missouri	Head Coach	14-18	8-9/4th	-
2022-23	Southeast Missouri	Head Coach	14-14	9-6	-

**Overall Record:** 39-48

Record at Southeast Missouri, 39-48, 26-26 Ohio Valley Conference (3 years)

Record as a College Assistant: 222-205

Record as a Graduate Assistant: 49-19



# 2022-23 SOUTHEAST MISSOURI BASKETBALL NOTES

## 2022-23 STATISTICS



RECORD:	OVERALL	HOME	AWAY	NEUTRAL
ALL GAMES	14-14	8-4	5-9	1-1
CONFERENCE	9-6	6-2	3-4	0-0
NON-CONFERENCE	5-8	2-2	2-5	1-1

##	Player	gp-gs	min	avg	Total		3-Point		F-Throw		Rebounds				pf	dq	a	to	blk	stl	pts	avg
					fg-fga	fg%	3fg-fga	3fg%	ft-fga	ft%	off	def	tot	avg								
01	RUSSELL, Phillip	27-27	859	31.8	149-356	.419	70-192	.365	137-166	.825	17	56	73	2.7	90	7	141	81	2	39	505	18.7
05	HARRIS, Chris	27-25	822	30.4	108-302	.358	52-155	.335	97-126	.770	12	108	120	4.4	34	0	53	54	3	28	365	13.5
00	BARNES, Israel	20-3	542	27.1	79-184	.429	23-83	.277	19-36	.528	20	37	57	2.9	36	2	28	15	4	11	200	10.0
21	EARLEY, Josh	23-0	402	17.5	77-136	.566	0-0	.000	28-55	.509	29	78	107	4.7	34	0	1	24	5	3	182	7.9
33	BRANSON, Dylan	24-19	552	23.0	57-123	.463	20-57	.351	27-37	.730	20	80	100	4.2	72	6	42	37	6	22	161	6.7
24	CLARK, Kobe	19-15	571	30.1	49-132	.371	12-48	.250	16-27	.593	47	118	165	8.7	61	1	50	36	23	28	126	6.6
03	SMART, Aquan	25-20	612	24.5	52-149	.349	15-55	.273	45-65	.692	10	64	74	3.0	81	5	50	57	9	38	164	6.6
14	JOHNSON, Nate	28-28	510	18.2	74-112	.661	0-1	.000	23-40	.575	42	52	94	3.4	88	4	16	28	22	7	171	6.1
04	LARSON, Adam	26-3	379	14.6	51-113	.451	33-85	.388	13-21	.619	7	41	48	1.8	36	0	3	7	10	5	148	5.7
35	HANBACK, Mason	7-0	41	5.9	8-9	.889	0-0	.000	2-3	.667	0	2	2	0.3	7	0	0	2	3	0	18	2.6
15	MITCHELL, Josh	16-0	100	6.3	14-21	.667	0-0	.000	6-12	.500	7	12	19	1.2	20	0	2	7	3	2	34	2.1
11	EURSHER, Evan	17-0	131	7.7	9-29	.310	4-22	.182	6-6	1.000	2	11	13	0.8	11	0	4	5	1	6	28	1.6
12	GOWINS, Tevin	15-0	129	8.6	8-17	.471	5-7	.714	1-2	.500	5	9	14	0.9	17	0	4	10	0	5	22	1.5
Team											30	34	64					15				
Total.....		28	5650		735-1683	.437	234-705	.332	420-596	.705	248	702	950	33.9	587	25	394	378	91	194	2124	75.9
Opponents.....		28	5650		714-1596	.447	204-583	.350	461-677	.681	249	742	991	35.4	536	-	379	419	70	194	2093	74.8

### TEAM STATISTICS

	SEMO	OPP
SCORING	2124	2093
Points per game	75.9	74.8
Scoring margin	+1.1	-
FIELD GOALS-ATT	735-1683	714-1596
Field goal pct	.437	.447
3 POINT FG-ATT	234-705	204-583
3-point FG pct	.332	.350
3-pt FG made per game	8.4	7.3
FREE THROWS-ATT	420-596	461-677
Free throw pct	.705	.681
F-Throws made per game	15.0	16.5
REBOUNDS	950	991
Rebounds per game	33.9	35.4
Rebounding margin	-1.5	-
ASSISTS	394	379
Assists per game	14.1	13.5
TURNOVERS	378	419
Turnovers per game	13.5	15.0
Turnover margin	+1.5	-
Assist/turnover ratio	1.0	0.9
STEALS	194	194
Steals per game	6.9	6.9
BLOCKS	91	70
Blocks per game	3.3	2.5
ATTENDANCE	18196	53312
Home games-Avg/Game	12-1516	14-3808
Neutral site-Avg/Game	-	2-0

Score by Periods	1st	2nd	OT	OT2	Totals
Southeast Missouri	996	1110	4	14	2124
Opponents	1002	1080	4	7	2093

Date	Opponent		Score	Att.
11-07-22	at South Fla.	w	64-61	4046
11-12-22	LYON	w	83-46	683
11-16-22	at Evansville	w	67-61	3756
11-19-22	at Bradley	L	60-73	4826
11-22-22	WILLIAM WOODS	w	87-49	784
11-26-22	vs Boston U.	w	63-52	0
11-27-22	vs UC Davis	L	71-73	0
11-28-22	at Milwaukee	L	68-84	1183
12-04-22	at Missouri	L	89-96	8873
12-07-22	PURDUE FORT WAYNE	L	68-89	1155
12-14-22	at Arkansas St.	L	61-68	1541
12-17-22	at Iowa	L	75-106	11240
12-21-22	SOUTHERN ILL.	L	68-70	1632
12-29-22	at Southern Ind.	L	81-86	3110
12-31-22	SIUE	w	82-73	1159
01-05-23	at UT Martin	L	82-87	1180
01-07-23	at Little Rock	w	74-68	2135
01-12-23	LINDENWOOD	w	94-71	875
01-14-23	at Morehead St.	w	91-86	1740
01-19-23	UT MARTIN	L	60-80	1115
01-21-23	TENNESSEE TECH	wo2	84-77	2632
01-26-23	TENNESSEE ST.	w	92-75	1857
01-28-23	at Eastern Ill.	w	79-68	1515
02-02-23	LITTLE ROCK	w	99-98	1290
02-04-23	at Tennessee Tech	L	80-82	1476
02-09-23	at Tennessee St.	L	65-85	6691
02-11-23	MOREHEAD ST.	L	59-65	2890
02-16-23	EASTERN ILL.	w	78-64	2124

! = Cream City Classic (Milwaukee, Wis.)

\* = Conference game



## 2022-23 SOUTHEAST MISSOURI BASKETBALL NOTES

### 2022-23 STATISTICS

#### Comparison Game-by-Game (SEMO/Opponent)

Opponent	1st	2nd	Score	Mar	Total FG	FG Pct	3-Pointers	3FG Pct	Free Throws	FT Pct	Rebounds (Mar)	Assist	T/Over	Block	Steal	Fouls
South Florida	30/30	34/31	64-61	+3	20-56/24-52	.357/.462	10-26/4-19	.385/.211	14-22/9-19	.636/.474	39/38 +1	10/8	15/16	2/3	6/6	21/19
Lyon College	34/13	49/33	83-46	+37	33-71/14-48	.465/.292	8-33/6-22	.242/.273	9-16/12-15	.563/.800	49/21 +28	17/7	19/25	4/1	14/3	17/12
Evansville	36/23	31/38	67-61	+6	23-55/20-62	.418/.323	6-18/3-22	.333/.136	15-16/18-31	.938/.581	38/44 (6)	8/4	14/12	1/2	3/6	24/19
Bradley	36/42	24/31	60-73	(13)	20-56/27-54	.357/.500	8-21/6-22	.381/.273	12-16/13-22	.750/.591	31/39 (8)	11/11	11/13	1/10	8/6	21/17
William Woods	40/21	38/28	87-49	+38	31-64/20-57	.484/.351	5-20/5-22	.250/.227	20-27/4-10	.741/.400	49/20 +29	20/11	11/17	4/4	6/6	10/20
Boston	28/18	35/34	63-52	+11	19-53/18-57	.358/.316	9-23/5-24	.391/.208	16-21/11-12	.762/.917	43/32 +11	12/11	12/8	6/3	2/5	16/19
UC Davis	32/32	39/41	71-73	(2)	24-59/27-57	.407/.474	7-19/8-21	.368/.381	16-21/11-24	.762/.458	32/42 (10)	14/13	17/21	5/2	14/6	21/23
Milwaukee	31/46	37/38	68-84	(16)	22-62/26-51	.355/.510	10-34/6-15	.294/.400	14-21/26-33	.667/.788	28/44 (16)	15/15	16/22	6/8	9/9	25/22
Missouri	40/50	49/46	89-96	(7)	34-63/34-61	.540/.557	13-26/11-27	.500/.407	8-15/17-23	.533/.739	30/29 +1	16/17	18/14	3/1	5/14	19/16
Purdue Fort Wayne	29/41	39/48	68-89	(21)	24-62/28-57	.387/.491	6-23/13-32	.261/.406	14-16/20-27	.875/.741	34/32 +2	16/21	15/14	3/2	9/8	21/18
Arkansas State	26/24	35/44	61-68	(7)	18-47/21-53	.383/.396	8-23/3-12	.348/.250	17-26/23-35	.654/.657	32/41 (9)	12/11	16/10	2/2	2/10	24/21
Iowa	41/58	34/48	75-106	(31)	30-71/38-66	.423/.576	8-28/8-22	.286/.364	7-8/22-33	.875/.667	30/47 (17)	13/20	10/10	1/3	5/4	23/13
Southern Illinois	30/32	38/38	68-70	(2)	23-57/20-54	.404/.370	11-28/6-23	.393/.261	11-18/24-31	.611/.774	26/33 (7)	15/10	13/13	3/2	7/7	22/18
Southern Indiana	26/43	55/43	81-86	(5)	28-62/25-62	.452/.403	9-28/7-26	.321/.269	16-30/29-42	.533/.690	37/50 (13)	11/17	15/14	7/1	6/9	30/21
SIU Edwardsville	37/32	45/41	82-73	+9	27-56/20-49	.482/.408	7-21/9-24	.333/.375	21-28/24-34	.750/.706	29/34 (5)	16/12	8/16	1/1	6/5	23/22
UT Martin	36/44	46/43	82-87	(5)	30-76/26-52	.395/.500	13-39/5-15	.333/.333	9-15/30-38	.600/.789	36/42 (6)	16/13	7/13	1/2	6/5	25/14
Little Rock	36/33	38/35	74-68	+6	29-66/25-57	.439/.439	6-26/8-14	.231/.571	10-17/10-12	.588/.833	39/35 +4	15/16	13/17	5/4	6/7	14/19
Lindenwood	45/28	49/43	94-71	+23	35-55/26-57	.636/.456	12-23/8-18	.522/.444	12-21/11-15	.571/.733	30/13 +17	23/13	13/14	2/0	9/7	20/15
Morehead State	47/49	44/37	91-86	+5	31-53/29-59	.585/.492	8-20/10-18	.400/.556	21-23/18-28	.913/.643	24/31 (7)	12/20	13/11	4/1	6/7	24/22
UT Martin	24/38	36/42	60-80	(20)	20-63/29-52	.317/.558	3-22/10-21	.136/.476	17-25/12-16	.680/.750	24/38 (14)	7/9	15/21	2/0	11/9	20/20
Tennessee Tech	37/25	29/41	84-77	+7	33-77/28-66	.429/.424	8-32/11-31	.250/.355	10-19/10-16	.526/.625	50/33 +17	18/14	13/14	5/2	6/6	17/18
Tennessee State	43/44	49-31	92-75	+17	31-64/29-59	.484/.492	10-27/10-24	.370/.417	20-26/7-15	.769/.467	33/30 +3	19/23	10/17	3/5	10/6	15/22
Eastern Illinois	39/29	40/39	79-68	+11	26-55/24-59	.473/.407	8-24/4-14	.333/.286	19-26/16-23	.731/.696	34/36 (2)	20/13	15/16	5/4	9/12	23/21
Little Rock	41/50	58/48	99-98	+1	30-57/33-58	.526/.569	14-27/4-9	.519/.444	25-35/28-36	.714/.778	23/32 (9)	18/17	11/14	6/1	3/5	25/24
Tennessee Tech	36/47	44/35	80-82	(2)	26-59/25-59	.441/.424	10-23/14-29	.435/.483	18-21/18-26	.857/.692	35/40 (5)	11/19	15/15	6/3	8/8	20/18
Tennessee State	35/47	30/38	65-85	(20)	21-55/27-63	.382/.429	4-25/10-29	.160/.345	19-28/21-30	.679/.700	36/44 (8)	7/11	19/15	1/0	7/3	31/23
Morehead State	25/34	34/31	59-65	(6)	19-49/25-57	.388/.439	4-14/7-18	.286/.389	17-21/8-18	.810/.444	27/36 (9)	5/9	9/7	0/0	5/5	19/20
Eastern Illinois	47/29	31/35	78-64	+14	28-60/26-58	.467/.448	9-32/3-10	.281/.300	13-18/9-13	.722/.692	32/35 (3)	17/14	15/20	2/3	6/10	17/20
Southern Indiana																
Lindenwood																
SIU Edwardsville																

#### Points in the Paint, Second Chance Points, Points Off Turnovers, Fastbreak Points, Bench Points

Opponent	W/L	POINTS IN THE PAINT		2ND CHANCE POINTS		POINTS OFF TURNOVERS		FAST BREAK POINTS		BENCH POINTS	
		SEMO	OPP.	SEMO	OPP.	SEMO	OPP.	SEMO	OPP.	SEMO	OPP.
South Florida	W	14	36	14	7	12	11	4	6	18	20
Lyon College	W	48	14	22	3	30	16	18	8	30	24
Evansville	W	24	34	8	15	10	11	15	16	23	9
Bradley	L	14	40	8	14	11	12	3	15	14	14
William Woods	W	28	52	23	5	20	16	11	8	34	24
Boston	W	14	24	15	8	14	14	5	13	16	12
UC Davis	L	32	34	2	11	17	15	22	16	15	13
Milwaukee	L	18	40	9	4	17	20	9	24	47	16
Missouri	L	36	44	6	7	12	29	8	31	20	29
Purdue Fort Wayne	L	24	26	6	3	13	22	21	21	7	45
Arkansas State	L	8	34	4	9	7	20	0	6	14	19
Iowa	L	30	54	9	13	12	10	2	21	33	37
Southern Illinois	L	20	26	2	12	10	14	10	15	15	22
Southern Indiana	L	34	32	11	10	16	10	13	14	32	19
SIU Edwardsville	W	34	18	8	14	15	11	16	15	23	21
UT Martin	L	28	32	11	13	9	8	7	19	30	17
Little Rock	W	9	18	10	9	9	18	11	17	10	33
Lindenwood	W	42	32	6	2	17	8	15	7	48	18
Morehead State	W	42	36	5	13	9	18	5	16	12	19
UT Martin	L	32	26	1	8	15	17	14	12	15	22
Tennessee Tech	W	44	28	14	3	19	15	18	16	24	38
Tennessee State	W	32	38	12	4	26	14	20	17	29	24
Eastern Illinois	W	30	28	9	14	20	15	13	10	32	25
Little Rock	W	28	40	10	12	15	15	19	17	31	29
Tennessee Tech	L	30	20	6	5	13	20	14	15	14	17
Tennessee State	L	28	32	8	19	19	18	6	9	26	31
Morehead State	L	30	26	7	6	2	15	6	3	9	16
Eastern Illinois	W	36	40	8	11	11	17	11	13	25	11
Southern Indiana											
Lindenwood											
SIU Edwardsville											



## Game-by-Game Leaders

Opponent	W/L	Score	Points	Rebounds	Assists	Blocks	Steals
South Florida	W	64-61	Harris - 16	Clark, Earley - 8	Clark, Russell - 3	Earley, Larson - 1	Smart - 3
Lyon College	W	83-46	Russell - 23	Clark - 16	Smart - 6	Clark - 2	Russell - 5
Evansville	W	67-61	Harris - 14	Clark, Russell, Harris - 6	Harris - 3	Smart, Clark, Larson - 1	Russell, Smart, Harris - 1
Bradley	L	60-73	Harris - 14	Clark - 9	Russell - 7	Clark - 1	Clark - 3
William Woods	W	87-49	Mitchell - 14	Clark - 14	Russell - 8	Larson, Clark, Mitchell, Branson - 1	Eursher, Gowins - 2
Boston	W	63-52	Russell - 21	Clark - 12	Russell, Branson - 3	Clark - 5	Clark - 2
UC Davis	L	71-73	Russell, Harris - 16	Branson - 8	Russell - 4	Clark, Johnson, Branson, Smart, Larson - 1	Harris, Smart - 3
Milwaukee	L	68-84	Barnes - 22	Clark - 8	Clark - 8	Clark, Mitchell - 2	Clark - 5
Missouri	L	89-96	Russell - 26	Clark - 7	Russell - 7	Clark, Johnson, Branson - 1	Russell - 2
Purdue Fort Wayne	L	68-89	Russell - 25	Clark - 11	Russell - 6	Clark, Barnes, Russell - 1	Clark, Russell, Gowins - 2
Arkansas State	L	61-68	Larson - 19	Clark - 16	Clark - 4	Clark - 2	Clark - 2
Iowa	L	75-106	Harris - 19	Earley - 5	Russell - 5	Smart - 1	Branson - 2
Southern Illinois	L	68-70	Harris - 19	Clark - 7	Russell, Smart - 4	Johnson, Eursher, Clark - 1	Smart - 3
Southern Indiana	L	81-86	Harris - 16	Harris - 9	Harris - 3	Clark - 3	Russell, Smart, Harris - 2
SIU Edwardsville	W	82-73	Russell - 19	Clark - 10	Russell - 7	Clark - 1	Smart, Clark - 2
UT Martin	L	82-87	Russell - 28	Clark - 10	Russell, Harris, Branson - 4	Branson - 1	Russell - 4
Little Rock	W	74-68	Branson - 19	Harris - 7	Russell - 5	Clark, Harris - 2	Russell - 4
Lindenwood	W	94-71	Barnes - 20	Clark - 7	Clark, Russell, Branson - 4	Johnson, Larson - 1	Barnes - 3
Morehead State	W	91-86	Russell - 37	Smart, Barnes - 5	Russell - 6	Johnson - 1	Smart - 3
UT Martin	L	60-80	Harris - 16	Smart - 5	Barnes, Harris - 2	Johnson - 2	Clark - 4
Tennessee Tech	W	84-77 <sup>2OT</sup>	Harris - 23	Harris - 11	Russell - 8	Smart - 2	Branson - 3
Tennessee State	W	92-75	Russell - 30	Smart, Branson - 6	Russell - 9	Russell, Smart, Larson - 1	Smart - 4
Eastern Illinois	W	78-68	Russell - 19	Earley - 8	Russell - 6	Larson - 3	Smart - 3
Little Rock	W	99-98	Russell - 37	Branson - 5	Russell - 10	Johnson, Earley - 2	Smart, Larson, Earley - 1
Tennessee Tech	L	80-82	Russell - 29	Harris - 9	Russell - 8	Johnson - 4	Smart - 4
Tennessee State	L	65-85	Harris - 15	Earley - 8	Russell - 4	Johnson - 1	Russell - 3
Morehead State	L	59-65	Russell - 20	Johnson - 6	Russell - 3	-	Branson - 2
Eastern Illinois	W	78-64	Smart - 14	Smart - 6	Russell - 7	Johnson, Larson - 1	Larson - 2
Southern Indiana							
Lindenwood							
SIU Edwardsville							

## Game-by-Game Starters

Opponent	W/L	Score	Guard	Guard	Guard	Guard/Forward	Center	First Man Off the Bench
South Florida	W	64-61	Russell	Harris	Smart	Clark, F	Johnson	Earley, 9 pts., 8 reb., 20 min.
Lyon College	W	83-46	Russell	Harris	Smart	Clark, F	Johnson	Larson, 8 pts., 4 reb., 21 min.
Evansville	W	67-61	Russell	Harris	Smart	Clark, F	Johnson	Earley, 13 pts., 4 reb., 22 min.
Bradley	L	60-73	Russell	Harris	Smart	Clark, F	Johnson	Earley, 8 pts., 6 reb., 24 min.
William Woods	W	87-49	Russell	Harris	Larson	Clark, F	Johnson	Branson, 7 pts., 7 reb., 19 min.
Boston	W	63-52	Russell	Harris	Branson	Clark, F	Johnson	Smart, 5 pts., 2 reb., 17 min.
UC Davis	L	71-73	Russell	Harris	Branson	Clark, F	Johnson	Barnes, 2 pts., 2 assists, 2 steals, 18 min.
Milwaukee	L	68-84	Russell	Harris	Branson	Clark, F	Johnson	Barnes, 22 pts., 5 reb., 22 min.
Missouri	L	89-96	Russell	Harris	Barnes	Clark, F	Johnson	Earley, 15 pts., 4 reb., 25 min.
Purdue Fort Wayne	L	68-89	Russell	Barnes	Branson	Clark, F	Johnson	Earley, 7 pts., 6 reb., 20 min.
Arkansas State	L	61-68	Russell	Smart	Larson	Clark, F	Johnson	Harris, 10 pts., 3 assists, 23 min.
Iowa	L	75-106	Russell	Smart	Larson	Clark, F	Johnson	Harris, 19 pts., 3 assists, 22 min.
Southern Illinois	L	68-70	Russell	Smart	Branson	Harris, G	Johnson	Earley, 11 pts., 3 reb., 20 min.
Southern Indiana	L	81-86	Russell	Harris	Smart	Clark, F	Johnson	Barnes, 8 pts., 3 reb., 26 min.
SIU Edwardsville	W	82-73	Russell	Harris	Smart	Branson, G	Johnson	Earley, 12 pts., 5 reb., 23 min.
UT Martin	L	82-87	Russell	Harris	Smart	Branson, G	Johnson	Earley, 4 pts., 2 reb., 5 min.
Little Rock	W	74-68	Russell	Harris	Branson	Clark, F	Johnson	Earley, 6 pts., 4 reb., 12 min.
Lindenwood	W	94-71	Russell	Harris	Branson	Clark, F	Johnson	Barnes, 20 pts., 29 min.
Morehead State	W	91-86	Russell	Harris	Branson	Smart, G	Johnson	Barnes, 6 pts., 5 reb., 30 min.
UT Martin	L	60-80	Barnes	Harris	Branson	Smart, G	Johnson	Clark, 6 pts., 5 reb., 29 min.
Tennessee Tech	W	84-77 <sup>2OT</sup>	Russell	Harris	Branson	Smart, G	Johnson	Earley, 7 pts., 4 reb., 17 min.
Tennessee State	W	92-75	Russell	Harris	Branson	Smart, G	Johnson	Earley, 12 pts., 5 reb., 16 min.
Eastern Illinois	W	79-68	Russell	Harris	Branson	Smart, G	Johnson	Barnes, 11 pts., 2 reb., 33 min.
Little Rock	W	99-98	Russell	Harris	Branson	Smart, G	Johnson	Earley, 15 pts., 7 reb., 26 min.
Tennessee Tech	L	80-82	Russell	Harris	Branson	Smart, G	Johnson	Earley, 1 pt., 1 reb., 12 min.
Tennessee State	L	65-85	Russell	Harris	Branson	Smart, G	Johnson	Barnes, 9 pts., 1 reb., 30 min.
Morehead State	L	59-65	Russell	Harris	Branson	Smart, G	Johnson	Barnes, 3 pts., 1 reb., 25 min.
Eastern Illinois	W	78-64	Russell	Harris	Branson	Smart, G	Johnson	Barnes, 9 pts., 5 reb., 23 min.
Southern Indiana								
Lindenwood								
SIU Edwardsville								

## Starting Lineup Combinations

Record	Guard	Guard	Guard	Guard/Forward	Center
3-2	Russell	Harris	Smart	Clark, F	Johnson
1-0	Russell	Harris	Larson	Clark, F	Johnson
3-2	Russell	Harris	Branson	Clark, F	Johnson
0-1	Russell	Harris	Barnes	Clark, F	Johnson
0-1	Russell	Barnes	Branson	Clark, F	Johnson
0-2	Russell	Smart	Larson	Clark, F	Johnson
7-5	Russell	Smart	Branson	Harris, G	Johnson
0-1	Barnes	Harris	Branson	Smart, G	Johnson



## 2022-23 SOUTHEAST MISSOURI BASKETBALL NOTES

### 2022-23 TEAM GAME-BY-GAME STATISTICS

	Score	FG-A	Pct.	3FG-A	Pct.	FT-A	Pct.	OFF	DEF	Total	E	A	TO	B	S
<b>Southeast Missouri</b>	<b>W, 64-61</b>	<b>20-56</b>	<b>.357</b>	<b>10-26</b>	<b>.385</b>	<b>14-22</b>	<b>.636</b>	<b>11</b>	<b>28</b>	<b>39</b>	<b>21</b>	<b>10</b>	<b>15</b>	<b>2</b>	<b>6</b>
South Florida	-	24-52	.462	4-19	.211	9-19	.474	8	30	38	19	8	16	3	6
<b>Southeast Missouri</b>	<b>W, 83-46</b>	<b>33-71</b>	<b>.465</b>	<b>8-33</b>	<b>.242</b>	<b>9-16</b>	<b>.563</b>	<b>20</b>	<b>29</b>	<b>49</b>	<b>17</b>	<b>17</b>	<b>19</b>	<b>4</b>	<b>14</b>
Lyon College		14-48	.292	6-22	.273	12-15	.800	2	19	21	12	7	25	1	3
<b>Southeast Missouri</b>	<b>W, 67-61</b>	<b>23-55</b>	<b>.418</b>	<b>6-18</b>	<b>.333</b>	<b>15-16</b>	<b>.938</b>	<b>7</b>	<b>31</b>	<b>38</b>	<b>24</b>	<b>8</b>	<b>14</b>	<b>1</b>	<b>3</b>
Evansville		20-62	.323	3-22	.136	18-31	.581	18	26	44	19	4	12	2	6
<b>Southeast Missouri</b>	<b>L, 60-73</b>	<b>20-56</b>	<b>.357</b>	<b>8-21</b>	<b>.381</b>	<b>12-16</b>	<b>.750</b>	<b>10</b>	<b>21</b>	<b>31</b>	<b>21</b>	<b>11</b>	<b>11</b>	<b>1</b>	<b>8</b>
Bradley		27-54	.500	6-22	.273	13-22	.591	11	28	39	17	11	13	10	6
<b>Southeast Missouri</b>	<b>W, 87-49</b>	<b>31-64</b>	<b>.484</b>	<b>5-20</b>	<b>.250</b>	<b>20-27</b>	<b>.741</b>	<b>18</b>	<b>31</b>	<b>49</b>	<b>10</b>	<b>20</b>	<b>11</b>	<b>4</b>	<b>6</b>
William Woods		20-57	.351	5-22	.227	4-10	.400	4	16	20	20	11	17	4	6
<b>Southeast Missouri</b>	<b>W, 63-52</b>	<b>19-53</b>	<b>.358</b>	<b>9-23</b>	<b>.391</b>	<b>16-21</b>	<b>.762</b>	<b>11</b>	<b>32</b>	<b>43</b>	<b>16</b>	<b>12</b>	<b>12</b>	<b>6</b>	<b>2</b>
Boston		18-57	.316	5-24	.208	11-12	.917	7	25	32	19	11	8	3	5
<b>Southeast Missouri</b>	<b>L, 71-73</b>	<b>24-59</b>	<b>.407</b>	<b>7-19</b>	<b>.368</b>	<b>16-21</b>	<b>.762</b>	<b>6</b>	<b>26</b>	<b>32</b>	<b>21</b>	<b>14</b>	<b>17</b>	<b>5</b>	<b>14</b>
UC Davis		26-51	.510	6-15	.400	26-33	.788	11	33	44	22	15	22	8	9
<b>Southeast Missouri</b>	<b>L, 68-84</b>	<b>22-62</b>	<b>.355</b>	<b>10-34</b>	<b>.294</b>	<b>14-21</b>	<b>.667</b>	<b>9</b>	<b>19</b>	<b>28</b>	<b>25</b>	<b>15</b>	<b>16</b>	<b>6</b>	<b>9</b>
Milwaukee		26-51	.510	6-15	.400	26-33	.788	11	33	44	22	15	22	8	9
<b>Southeast Missouri</b>	<b>L, 89-96</b>	<b>34-63</b>	<b>.540</b>	<b>13-26</b>	<b>.500</b>	<b>8-15</b>	<b>.533</b>	<b>8</b>	<b>22</b>	<b>30</b>	<b>19</b>	<b>16</b>	<b>18</b>	<b>3</b>	<b>5</b>
Missouri		34-61	.557	11-27	.407	17-23	.739	8	21	29	16	17	14	1	14
<b>Southeast Missouri</b>	<b>L, 68-89</b>	<b>24-62</b>	<b>.387</b>	<b>6-23</b>	<b>.261</b>	<b>14-16</b>	<b>.875</b>	<b>5</b>	<b>29</b>	<b>34</b>	<b>21</b>	<b>16</b>	<b>15</b>	<b>3</b>	<b>9</b>
Purdue Fort Wayne		28-57	.491	13-32	.406	20-27	.741	4	28	32	18	21	14	2	8
<b>Southeast Missouri</b>	<b>L, 61-68</b>	<b>18-47</b>	<b>.383</b>	<b>8-23</b>	<b>.348</b>	<b>17-26</b>	<b>.654</b>	<b>6</b>	<b>26</b>	<b>32</b>	<b>24</b>	<b>12</b>	<b>16</b>	<b>2</b>	<b>2</b>
Arkansas State		21-53	.396	3-12	.250	23-35	.657	11	30	41	21	11	10	2	10
<b>Southeast Missouri</b>	<b>L, 75-106</b>	<b>30-71</b>	<b>.423</b>	<b>8-28</b>	<b>.286</b>	<b>7-8</b>	<b>.875</b>	<b>7</b>	<b>23</b>	<b>30</b>	<b>23</b>	<b>13</b>	<b>10</b>	<b>1</b>	<b>5</b>
Iowa		38-66	.576	80-22	.364	22-33	.667	12	35	47	13	20	10	3	4
<b>Southeast Missouri</b>	<b>L, 68-70</b>	<b>23-57</b>	<b>.404</b>	<b>11-28</b>	<b>.393</b>	<b>11-18</b>	<b>.611</b>	<b>4</b>	<b>22</b>	<b>26</b>	<b>22</b>	<b>15</b>	<b>13</b>	<b>3</b>	<b>7</b>
Southern Illinois		20-54	.370	6-23	.261	24-31	.774	9	24	33	18	10	13	2	7
<b>Southeast Missouri</b>	<b>L, 81-86</b>	<b>28-62</b>	<b>.452</b>	<b>9-28</b>	<b>.321</b>	<b>16-30</b>	<b>.533</b>	<b>11</b>	<b>26</b>	<b>37</b>	<b>30</b>	<b>11</b>	<b>15</b>	<b>7</b>	<b>6</b>
Southern Indiana		25-62	.403	7-26	.269	29-42	.690	18	32	50	21	17	14	1	9
<b>Southeast Missouri</b>	<b>W, 82-73</b>	<b>27-56</b>	<b>.482</b>	<b>7-21</b>	<b>.333</b>	<b>21-28</b>	<b>.750</b>	<b>7</b>	<b>22</b>	<b>29</b>	<b>23</b>	<b>16</b>	<b>8</b>	<b>1</b>	<b>6</b>
SIU Edwardsville		20-49	.408	9-24	.375	24-34	.706	10	24	34	22	12	16	1	5
<b>Southeast Missouri</b>	<b>L, 82-87</b>	<b>30-76</b>	<b>.395</b>	<b>13-39</b>	<b>.333</b>	<b>9-15</b>	<b>.600</b>	<b>13</b>	<b>23</b>	<b>36</b>	<b>25</b>	<b>16</b>	<b>7</b>	<b>1</b>	<b>6</b>
UT Martin		26-52	.500	5-15	.333	30-38	.789	7	35	42	14	13	13	2	5
<b>Southeast Missouri</b>	<b>W, 74-68</b>	<b>29-66</b>	<b>.439</b>	<b>6-26</b>	<b>.231</b>	<b>10-17</b>	<b>.588</b>	<b>14</b>	<b>25</b>	<b>39</b>	<b>14</b>	<b>15</b>	<b>13</b>	<b>5</b>	<b>6</b>
Little Rock		25-57	.439	8-14	.571	10-12	.833	8	27	35	19	16	17	4	7
<b>Southeast Missouri</b>	<b>W, 94-71</b>	<b>35-55</b>	<b>.636</b>	<b>12-23</b>	<b>.522</b>	<b>12-21</b>	<b>.571</b>	<b>5</b>	<b>25</b>	<b>30</b>	<b>20</b>	<b>23</b>	<b>13</b>	<b>2</b>	<b>9</b>
Lindenwood		26-57	.456	8-18	.444	11-15	.733	1	12	13	15	13	14	0	7
<b>Southeast Missouri</b>	<b>W, 91-86</b>	<b>31-53</b>	<b>.585</b>	<b>8-20</b>	<b>.400</b>	<b>21-23</b>	<b>.913</b>	<b>4</b>	<b>20</b>	<b>24</b>	<b>24</b>	<b>12</b>	<b>13</b>	<b>4</b>	<b>6</b>
Morehead State		29-59	.492	10-18	.556	18-28	.643	13	18	31	22	20	11	1	7
<b>Southeast Missouri</b>	<b>L, 60-80</b>	<b>20-63</b>	<b>.317</b>	<b>3-22</b>	<b>.136</b>	<b>17-25</b>	<b>.680</b>	<b>8</b>	<b>16</b>	<b>24</b>	<b>20</b>	<b>7</b>	<b>15</b>	<b>2</b>	<b>11</b>
UT Martin		29-52	.558	10-21	.476	12-16	.750	5	33	38	20	9	21	0	9
<b>Southeast Missouri</b>	<b>W, 84-77 2OT</b>	<b>33-77</b>	<b>.429</b>	<b>8-32</b>	<b>.250</b>	<b>10-19</b>	<b>.526</b>	<b>15</b>	<b>35</b>	<b>50</b>	<b>17</b>	<b>18</b>	<b>13</b>	<b>5</b>	<b>6</b>
Tennessee Tech		28-66	.424	11-31	.355	10-16	.625	3	30	33	18	14	14	2	6
<b>Southeast Missouri</b>	<b>W, 92-75</b>	<b>31-64</b>	<b>.484</b>	<b>10-27</b>	<b>.370</b>	<b>20-26</b>	<b>.769</b>	<b>9</b>	<b>24</b>	<b>33</b>	<b>15</b>	<b>19</b>	<b>10</b>	<b>3</b>	<b>10</b>
Tennessee State		29-59	.492	10-24	.417	7-15	.467	8	22	30	22	23	17	5	6
<b>Southeast Missouri</b>	<b>W, 79-68</b>	<b>26-55</b>	<b>.473</b>	<b>8-24</b>	<b>.333</b>	<b>19-26</b>	<b>.731</b>	<b>8</b>	<b>26</b>	<b>34</b>	<b>23</b>	<b>20</b>	<b>15</b>	<b>5</b>	<b>9</b>
Eastern Illinois		24-59	.407	4-14	.286	16-23	.696	12	24	36	21	13	16	4	12
<b>Southeast Missouri</b>	<b>W, 99-98</b>	<b>30-57</b>	<b>.526</b>	<b>14-27</b>	<b>.519</b>	<b>25-35</b>	<b>.714</b>	<b>6</b>	<b>17</b>	<b>23</b>	<b>25</b>	<b>18</b>	<b>11</b>	<b>6</b>	<b>3</b>
Little Rock		33-58	.569	4-9	.444	28-36	.778	7	25	32	24	17	14	1	5
<b>Southeast Missouri</b>	<b>L, 80-82</b>	<b>26-59</b>	<b>.441</b>	<b>10-23</b>	<b>.435</b>	<b>18-21</b>	<b>.857</b>	<b>6</b>	<b>29</b>	<b>35</b>	<b>20</b>	<b>11</b>	<b>15</b>	<b>6</b>	<b>8</b>
Tennessee Tech		25-59	.424	14-29	.483	18-26	.692	10	30	40	18	19	15	3	8
<b>Southeast Missouri</b>	<b>L, 65-85</b>	<b>21-55</b>	<b>.382</b>	<b>4-25</b>	<b>.160</b>	<b>19-28</b>	<b>.679</b>	<b>9</b>	<b>28</b>	<b>36</b>	<b>31</b>	<b>7</b>	<b>19</b>	<b>1</b>	<b>7</b>
Tennessee State		27-63	.429	10-29	.345	21-30	.700	12	32	44	23	11	15	0	3
<b>Southeast Missouri</b>	<b>L, 59-65</b>	<b>19-49</b>	<b>.388</b>	<b>4-14</b>	<b>.286</b>	<b>17-21</b>	<b>.810</b>	<b>5</b>	<b>22</b>	<b>27</b>	<b>19</b>	<b>5</b>	<b>9</b>	<b>0</b>	<b>5</b>
Morehead State		25-57	.439	7-18	.389	8-18	.444	10	26	36	20	9	7	0	5
<b>Southeast Missouri</b>	<b>W, 78-64</b>	<b>28-60</b>	<b>.467</b>	<b>9-32</b>	<b>.281</b>	<b>13-18</b>	<b>.722</b>	<b>7</b>	<b>25</b>	<b>32</b>	<b>17</b>	<b>17</b>	<b>15</b>	<b>2</b>	<b>6</b>
Eastern Illinois		26-58	.448	3-10	.300	9-13	.692	8	27	35	20	14	20	3	10
<b>Southeast Missouri</b>															
Southern Indiana															
<b>Southeast Missouri</b>															
Lindenwood															
<b>Southeast Missouri</b>															
SIU Edwardsville															





### 2022-23 Game-by-Game Leaders Summary (# of Games)

#### Points

Chris Harris.....	12
Phillip Russell.....	11
Israel Barnes.....	2
Josh Mitchell.....	1
Adam Larson.....	1
Dylan Branson.....	1
Aquan Smart.....	1

#### Rebounds

Kobe Clark.....	14
Josh Earley.....	6
Chris Harris.....	5
Dylan Branson.....	3
Aquan Smart.....	2
Phillip Russell.....	1
Israel Barnes.....	1
Nate Johnson.....	1

#### Assists

Phillip Russell.....	22
Kobe Clark.....	4
Chris Harris.....	4
Dylan Branson.....	3
Aquan Smart.....	2
Israel Barnes.....	1

#### Blocks

Kobe Clark.....	14
Nate Johnson.....	9
Adam Larson.....	6
Aquan Smart.....	5
Dylan Branson.....	4
Phillip Russell.....	2
Josh Mitchell.....	2
Israel Barnes.....	1
Evan Eursher.....	1
Chris Harris.....	1
Mason Hanback.....	1
Josh Earley.....	1

#### Steals

Aquan Smart.....	10
Phillip Russell.....	7
Kobe Clark.....	6
Chris Harris.....	3
Dylan Branson.....	3
Evan Eursher.....	1
Tevin Gowins.....	1
Israel Barnes.....	1
Adam Larson.....	1

#### Dunks (# for 2022-23 Season)

Nate Johnson.....	12
Josh Earley.....	11
Adam Larson.....	7
Josh Mitchell.....	4
Kobe Clark.....	4
Aquan Smart.....	4
Mason Hanback.....	2
Phillip Russell.....	1
Tevin Gowins.....	1
Chris Harris.....	1
Dylan Branson.....	1

#### Games Played/Started

	2022-23	Career
Chris Harris	27/25	84/57
Dylan Branson	24/19	83/52
Nate Johnson	28/28	62/26
Phillip Russell	27/27	57/57
Adam Larson	26/3	26/3
Aquan Smart	25/20	25/20
Josh Earley	23/0	23/0
Israel Barnes	20/3	20/3
Kobe Clark	19/15	19/15
Evan Eursher	17/0	17/0
Josh Mitchell	16/0	16/0
Tevin Gowins	15/0	15/0
Mason Hanback	7/0	7/0

### Career Ledger

#### Double-Digit Point Games

	2022-23	Career
Chris Harris.....	20	54
Phillip Russell.....	26	46
Josh Earley.....	9	9
Dylan Branson.....	7	9
Israel Barnes.....	8	8
Adam Larson.....	5	5
Nate Johnson.....	3	5
Aquan Smart.....	5	5
Kobe Clark.....	4	4
Josh Mitchell.....	1	1

#### Double-Digit Rebound Games

	2022-23	Career
Kobe Clark.....	7	7
Phillip Russell.....	-	1
Josh Earley.....	1	1
Josh Mitchell.....	1	1
Chris Harris.....	1	1
Dylan Branson.....	1	1

#### 20+ Point Games

	2022-23	Career
Phillip Russell.....	10	16
Chris Harris.....	3	6
Israel Barnes.....	4	4

#### 30-Point Games

	2022-23	Career
Phillip Russell.....	3	4

#### 8+ Rebound Games

	2022-23	Career
Kobe Clark.....	9	9
Chris Harris.....	3	4
Josh Earley.....	4	4
Dylan Branson.....	2	2
Eric Reed, Jr.....	-	1
Phillip Russell.....	-	1
Josh Mitchell.....	1	1

#### 5+ Assist Games

	2022-23	Career
Phillip Russell.....	15	18
Chris Harris.....	-	12
Kobe Clark.....	3	3
Dylan Branson.....	-	2
Aquan Smart.....	1	1

#### 3+ Steal Games

	2022-23	Career
Aquan Smart.....	8	8
Phillip Russell.....	4	7
Chris Harris.....	2	5
Kobe Clark.....	4	4
Israel Barnes.....	1	1
Dylan Branson.....	1	1

#### Double-Doubles

	2022-23	Career
Phillip Russell.....	1	2
Josh Earley.....	1	1
Josh Mitchell.....	1	1
Chris Harris.....	1	1

### SEMO's 2022-23 Record:

At Home.....	8-4
On the Road.....	5-9
At Neutral Sites.....	1-1
In Ohio Valley Conference Games.....	9-6
In November.....	5-3
In December.....	1-6
In January.....	6-2
In February.....	2-3
In March.....	0-0
Leading at the Half.....	10-1
Trailing at the Half.....	3-12
Tied at the Half.....	1-1
In Overtime Games.....	1-0
The Redhawks Score First.....	8-5
In 1-4 Point Games.....	2-3
In 5-9 Point Games.....	5-5
In 10-14 Point Games.....	3-1
In 15+ Point Games.....	4-5
Leading with Five Minutes Left in Regulation.....	11-0
Trailing with Five Minutes Left in Regulation.....	3-14
Tied with Five Minutes Left in Regulation.....	0-0
Scoring Less than 50 Points.....	0-0
Scoring 50-59 Points.....	0-1
Scoring 60-69 Points.....	3-7
Scoring 70-79 Points.....	3-2
Scoring 80-89 Points.....	4-4
Scoring 90-99 Points.....	4-0
Scoring 100 or more Points.....	0-0
Giving up Less Than 50 Points.....	2-0
Giving up 50-59 Points.....	1-0
Giving up 60-69 Points.....	5-2
Giving up 70-79 Points.....	4-3
Giving up 80-89 Points.....	1-7
Giving up 90-99 Points.....	1-1
Giving up 100 or more Points.....	0-1
Shooting 50% or Better from the Field.....	3-1
Shooting Less Than 50% from the Field.....	11-13
Opponent Shoots 50% or Better from the Field.....	1-6
Opponent Shoots Less Than 50% from the Field.....	13-8
Outshooting Opponent.....	10-3
Outshot by Opponent.....	2-11
Field Goal Percentage is Tied.....	1-0
Shooting 50% or Better from 3-Point Range.....	3-2
Shooting Less Than 50% from 3-Point Range.....	11-12
Opponent Shoots 50% or Better from 3-Point Range.....	2-0
Opponent Shoots Less Than 50% from 3-Point Range.....	12-14
Shooting 50% or Better from the Free Throw Line.....	14-14
Shooting Less Than 50% from the Free Throw Line.....	0-0
Opponent Shoots 50% or Better from the Free Throw Line.....	11-11
Opponent Shoots Less Than 50% from the Free Throw Line.....	3-3
Shooting More Free Throws Than Opponent.....	10-2
Shooting Less Free Throws Than Opponent.....	4-12
Free Throws are Tied.....	0-0
SEMO's Starters Outscore Opponent's Starters.....	10-4
Opponent's Starters Outscore SEMO's Starters.....	3-10
Starter Scoring is Tied.....	1-0
Bench Outscores Opponent.....	10-5
Opponent Bench Outscores SEMO.....	4-9
Bench Scoring is Tied.....	0-1
Bench Contributes Double Figures in Points.....	14-12
No Redhawk Players Score Double Figures.....	0-0
Two Redhawk Players Score Double Figures.....	3-4
3+ Redhawk Players Score Double Figures.....	11-9
Outrebounding an Opponent.....	9-3
Opponent Outrebounds SEMO.....	5-11
Rebounds are Tied.....	0-0
Getting 10+ Assists.....	13-10
Getting 10+ Steals.....	2-2
Getting 5+ Blocks.....	5-4
Forcing more Turnovers than Opponent.....	11-5
Committing more Turnovers than Opponent.....	3-6
Turnovers are Tied.....	0-3



## 2022-23 SOUTHEAST MISSOURI BASKETBALL NOTES

### OHIO VALLEY CONFERENCE STATISTICS

RECORD:	OVERALL	HOME	AWAY	NEUTRAL
ALL GAMES	9-6	6-2	3-4	0-0
CONFERENCE	9-6	6-2	3-4	0-0
NON-CONFERENCE	0-0	0-0	0-0	0-0

#	Player	Total					3-Point		F-Throw		Rebounds															
		gp-gs	min	avg	fg-fga	fg%	3fg-fga	3fg%	ft-fa	ft%	off	def	tot	avg	pf	dq	a	to	blk	stl	pts	avg				
01	RUSSELL, Phillip	14-14	463	33.1	82-189	.434	40-100	.400	91-113	.805	11	20	31	2.2	50	5	83	41	1	21	295	21.1				
05	HARRIS, Chris	15-15	473	31.5	63-170	.371	30-91	.330	60-77	.779	6	71	77	5.1	18	0	25	23	2	17	216	14.4				
00	BARNES, Israel	15-1	408	27.2	53-126	.421	12-55	.218	8-21	.381	13	28	41	2.7	26	1	23	9	3	8	126	8.4				
33	BRANSON, Dylan	15-14	384	25.6	44-85	.518	15-37	.405	19-25	.760	18	56	74	4.9	54	5	28	24	3	16	122	8.1				
14	JOHNSON, Nate	15-15	294	19.6	46-58	.793	0-0	.000	16-27	.593	24	25	49	3.3	50	1	10	15	17	5	108	7.2				
03	SMART, Aquan	14-13	358	25.6	31-88	.352	6-33	.182	31-43	.721	5	44	49	3.5	44	2	30	29	5	22	99	7.1				
21	EARLEY, Josh	14-0	219	15.6	42-71	.592	0-0	.000	12-27	.444	16	42	58	4.1	22	0	0	16	3	2	96	6.9				
24	CLARK, Kobe	6-3	150	25.0	11-34	.324	2-13	.154	4-10	.400	13	32	45	7.5	20	1	10	14	6	6	28	4.7				
04	LARSON, Adam	15-0	163	10.9	23-55	.418	16-43	.372	0-2	.000	1	20	21	1.4	15	0	2	5	7	4	62	4.1				
35	HANBACK, Mason	4-0	25	6.3	6-7	.857	0-0	.000	0-0	.000	0	1	1	0.3	6	0	0	1	3	0	12	3.0				
11	EURSHER, Evan	11-0	65	5.9	6-14	.429	3-10	.300	4-4	1.000	2	5	7	0.6	5	0	3	2	0	3	19	1.7				
15	MITCHELL, Josh	8-0	34	4.3	5-7	.714	0-0	.000	1-2	.500	2	3	5	0.6	11	0	0	5	0	0	11	1.4				
12	GOWINS, Tevin	6-0	14	2.3	2-3	.667	1-1	1.000	1-2	.500	0	1	1	0.2	2	0	1	2	0	0	6	1.0				
Team											15	15	30					5								
Total.....		15	3050		414-907	.456	125-383	.326	247-353	.700	126	363	489	32.6	323	15	215	191	50	104	1200	80.0				
Opponents.....		15	3050		397-867	.458	120-300	.400	251-362	.693	132	397	529	35.3	299	-	220	224	27	104	1165	77.7				

TEAM STATISTICS	SEMO	OPP	Date	Opponent	Score	Att.
SCORING	1200	1165	* 12-29-22	at Southern Ind.	L 81-86	3110
Points per game	80.0	77.7	* 12-31-22	SIUE	W 82-73	1159
Scoring margin	+2.3	-	* 01-05-23	at UT Martin	L 82-87	1180
FIELD GOALS-ATT	414-907	397-867	* 01-07-23	at Little Rock	W 74-68	2135
Field goal pct	.456	.458	* 01-12-23	LINDENWOOD	W 94-71	875
3 POINT FG-ATT	125-383	120-300	* 01-14-23	at Morehead St.	W 91-86	1740
3-point FG pct	.326	.400	* 01-19-23	UT MARTIN	L 60-80	1115
3-pt FG made per game	8.3	8.0	* 01-21-23	TENNESSEE TECH	Wo2 84-77	2632
FREE THROWS-ATT	247-353	251-362	* 01-26-23	TENNESSEE ST.	W 92-75	1857
Free throw pct	.700	.693	* 01-28-23	at Eastern Ill.	W 79-68	1515
F-Throws made per game	16.5	16.7	* 02-02-23	LITTLE ROCK	W 99-98	1290
REBOUNDS	489	529	* 02-04-23	at Tennessee Tech	L 80-82	1476
Rebounds per game	32.6	35.3	* 02-09-23	at Tennessee St.	L 65-85	6691
Rebounding margin	-2.7	-	* 02-11-23	MOREHEAD ST.	L 59-65	2890
ASSISTS	215	220	* 02-16-23	EASTERN ILL.	W 78-64	2124
Assists per game	14.3	14.7				
TURNOVERS	191	224				
Turnovers per game	12.7	14.9				
Turnover margin	+2.2	-				
Assist/turnover ratio	1.1	1.0				
STEALS	104	104				
Steals per game	6.9	6.9				
BLOCKS	50	27				
Blocks per game	3.3	1.8				
ATTENDANCE	13942	17847				
Home games-Avg/Game	8-1743	7-2550				
Neutral site-Avg/Game	-	0-0				

! = Cream City Classic (Milwaukee, Wis.)  
 \* = Conference game

Score by Periods	1st	2nd	OT	OT2	Totals
Southeast Missouri	554	628	4	14	1200
Opponents	572	582	4	7	1165



**0** Guard  
**ISRAEL BARNES**

R-Sr. // 6-4 // 185 // Wichita, Kan. // Newman University



## REDHAWK BASKETBALL

**// 2022-23:** Missed the first five games of the season due to a knee sprain... Played in his first NCAA Division I game vs. Boston University (11/26)... Returned after missing three games (due to illness) to score eight points off the bench at Southern Indiana (12/29)...Ranks third on the team in scoring with 10 points per game...Is one of three Redhawks averaging double figures in the scoring column...Came off the bench to score 22 points, including 13 in the first half at Milwaukee (11/28)...Knocked down four 3-pointers and added five rebounds against the Panthers...Followed that up with 21 points in his first career start at Missouri (12/4)...Was named both Ohio Valley Conference Co-Player and Newcomer of the Week on Dec. 5...Dropped in a season-high 23 points vs. Purdue Fort Wayne (12/7)...Pitched in a game-high 20 points vs. Lindenwood (1/12)...Scored over 20 points four times...Pitched in 14 points at UT Martin (1/5), his first OVC game with double-digit points... Started three contests.

### Barnes' Game-by-Game Statistics

2022-23	FG	3P	FT	O/D	REB	F	PTS	A	TO	B	S	M
at South Florida	DNP	-	-	-	-	-	-	-	-	-	-	-
Lyon College	DNP	-	-	-	-	-	-	-	-	-	-	-
at Evansville	DNP	-	-	-	-	-	-	-	-	-	-	-
at Bradley	DNP	-	-	-	-	-	-	-	-	-	-	-
William Woods	DNP	-	-	-	-	-	-	-	-	-	-	-
vs. Boston	1-6	1-3	3-4	1/3	4	1	6	0	0	0	0	27
vs. UC Davis	1-4	0-1	0-0	0/0	0	0	2	2	1	0	2	18
at Milwaukee	7-14	4-8	4-4	2/3	5	5	22	0	1	0	0	22
at Missouri*	7-12	3-6	4-7	2/1	3	1	21	2	4	0	0	31
Purdue Fort Wayne*	10-22	3-10	0-0	2/2	4	3	23	1	0	1	1	36
at Arkansas State	DNP	-	-	-	-	-	-	-	-	-	-	-
at Iowa	DNP	-	-	-	-	-	-	-	-	-	-	-
Southern Illinois	DNP	-	-	-	-	-	-	-	-	-	-	-
at Southern Indiana	2-8	1-6	3-6	1/2	3	5	8	1	1	1	0	26
SIU Edwardsville	0-4	0-2	1-2	0/1	1	1	1	0	0	0	0	15
at UT Martin	6-16	2-8	0-0	1/2	3	3	14	2	1	0	0	29
at Little Rock	2-9	0-3	0-0	3/2	5	1	4	3	1	0	0	29
Lindenwood	9-12	2-5	0-2	0/1	1	0	20	1	0	0	3	29
at Morehead State	3-5	0-1	0-1	1/4	5	1	6	1	1	0	1	30
UT Martin*	1-7	0-3	0-2	2/0	2	2	2	2	0	0	1	32
Tennessee Tech	5-12	0-5	0-0	2/5	7	2	10	4	1	1	0	33
Tennessee State	4-6	1-2	0-1	0/2	2	1	9	0	0	0	0	24
at Eastern Illinois	5-12	0-4	1-2	0/2	2	2	11	5	2	0	0	33
Little Rock	3-5	0-1	1-2	0/0	0	1	7	1	0	0	0	22
at Tennessee Tech	5-7	2-2	1-1	0/3	3	2	13	0	0	1	2	28
at Tennessee State	4-12	1-5	0-0	0/1	1	3	9	2	1	0	1	30
Morehead State	1-2	1-1	0-0	0/1	1	1	3	0	0	0	0	25
Eastern Illinois	3-9	2-7	1-2	3/2	5	1	9	1	1	0	0	23
Southern Indiana												
at Lindenwood												
at SIU Edwardsville												
Totals	79-184	24-83	19-36	20/37	57	36	200	28	15	4	11	542

• - Game Started

### 2022-23 Season/Career-Highs

Points .....	23	vs. Purdue Fort Wayne (12/7/22)
Total Rebounds .....	7	vs. Tennessee Tech (1/21/23)
Offensive .....	3	2x, last vs. Eastern Illinois (2/16/23)
Defensive .....	5	vs. Tennessee Tech (1/21/23)
FG Made .....	10	vs. Purdue Fort Wayne (12/7/22)
FG Attempted .....	22	vs. Purdue Fort Wayne (12/7/22)
3-Point FG Made .....	4	at Milwaukee (11/28/22)
3-Point FG Attempted .....	10	vs. Purdue Fort Wayne (12/7/22)
FT Made .....	4	2x, last at Missouri (12/4/22)
FT Attempted .....	7	at Missouri (12/4/22)
Assists .....	5	at Eastern Illinois (1/28/23)
Blocks .....	1	4x, last at Tennessee Tech (2/4/23)
Steals .....	3	vs. Lindenwood (1/12/23)
Minutes .....	36	vs. Purdue Fort Wayne (12/7/22)

### Barnes' Career Statistics at Southeast Missouri

Overall																		
Season	G-GS	Min	Avg	FG-FGA	Pct	3FG-3FGA	Pct	FT-FTA	Pct	Off	Def	Tot	Avg	PF	FO	A	TO	Blk
2022-23	20-3	542	27.1	79-184	.429	23-83	.277	19-36	.528	20	37	57	2.9	36	2	28	15	4
Ohio Valley Conference Games Only																		
Season	G-GS	Min	Avg	FG-FGA	Pct	3FG-3FGA	Pct	FT-FTA	Pct	Off	Def	Tot	Avg	PF	FO	A	TO	Blk
2022-23	15-1	408	27.2	53-126	.421	12-55	.218	8-21	.381	13	28	41	2.7	26	1	23	9	3



# 2022-23 SOUTHEAST MISSOURI BASKETBALL NOTES

## PLAYER PROFILES

# 33

Guard

# DYLAN BRANSON

So. // 6-5 // 220 // St. Louis, Mo. // Mehlville H.S.

REDHAWK BASKETBALL

**// 2022-23:** Returned after missing the first four games with an ankle injury to score seven points and grab seven rebounds in 19 minutes off the bench vs. William Woods (11/22)...Started 14-straight contests...Averages 6.7 points and 4.2 rebounds as SEMO's fifth-leading scorer...Dropped in 14 points vs. SIU Edwardsville (12/31)...Scored 12 points vs. UC Davis (11/27) and at Southern Indiana (12/29)...Pitched in a career-high 19 points, including 11 in the second half, at Little Rock (1/7)...Scored double figures seven times...Pulled down a career-high 12 rebounds vs. Tennessee Tech (1/21)...Pitched in 11 points and made a career-high three 3-pointers vs. Little Rock (2/2)...Added 12 points on a season-high four 3-pointers vs. Eastern Illinois (2/16).

### Branson's Game-by-Game Statistics

2022-23	FG	3P	FT	O/D	REB	E	PTS	A	TO	B	S	M
at South Florida	DNP	-	-	-	-	-	-	-	-	-	-	-
Lyon College	DNP	-	-	-	-	-	-	-	-	-	-	-
at Evansville	DNP	-	-	-	-	-	-	-	-	-	-	-
at Bradley	DNP	-	-	-	-	-	-	-	-	-	-	-
William Woods	3-6	1-3	0-0	1/6	7	3	7	4	1	1	0	19
vs. Boston*	2-5	1-3	2-2	1/2	3	2	7	3	2	0	0	25
vs. UC Davis*	4-8	0-2	4-4	0/8	8	3	12	1	1	1	1	27
at Milwaukee*	0-2	0-2	0-0	0/1	1	1	0	0	3	0	0	12
at Missouri	0-0	0-0	2-4	0/1	1	1	2	2	1	1	1	17
Purdue Fort Wayne*	0-2	0-0	0-0	0/0	0	1	0	3	1	0	1	14
at Arkansas State	1-5	0-3	0-1	0/0	0	1	2	1	2	0	0	19
at Iowa	1-7	1-4	0-0	0/4	4	1	3	0	2	0	2	22
Southern Illinois*	2-3	2-3	0-1	0/2	2	5	6	0	0	0	1	13
at Southern Indiana	5-8	0-2	2-3	2/3	5	4	12	1	1	0	0	20
SIU Edwardsville*	5-6	2-3	2-2	1/5	6	1	14	3	2	0	1	28
at UT Martin*	1-3	1-2	0-0	0/3	3	5	3	4	0	1	0	22
at Little Rock*	7-12	2-5	3-5	1/3	4	2	19	2	0	0	0	28
Lindenwood*	3-4	1-2	2-2	1/5	6	3	9	4	0	0	1	28
at Morehead State*	2-3	0-0	2-2	1/2	3	3	6	1	4	0	0	23
UT Martin*	4-10	1-3	1-2	0/6	6	4	10	0	4	0	2	31
Tennessee Tech*	2-7	0-1	2-2	6/6	12	5	6	4	3	1	3	34
Tennessee State*	1-4	0-2	1-2	1/5	6	1	3	1	0	0	2	24
at Eastern Illinois*	2-3	1-2	3-4	1/2	3	4	8	3	2	1	1	25
Little Rock*	4-5	3-4	0-0	1/0	1	5	11	1	1	0	0	22
at Tennessee Tech*	2-6	0-3	0-0	0/6	6	5	4	0	3	0	1	33
at Tennessee State*	1-4	0-2	1-1	1/2	3	5	3	0	3	0	2	14
Morehead State*	1-2	0-0	0-0	2/3	5	3	2	1	0	0	2	27
Eastern Illinois*	4-8	4-6	0-0	0/5	5	4	12	3	1	0	1	25
Southern Indiana												
at Lindenwood												
at SIU Edwardsville												
Totals	57-123	20-57	27-37	20/80	100	72	161	42	37	6	22	552

• - Game Started

### 2022-23 Season-Highs

Points.....	19	at Little Rock (1/7/23)
Total Rebounds.....	12	vs. Tennessee Tech (1/21/23)
Offensive.....	6	2x, last vs. Tennessee Tech (1/21/23)
Defensive.....	8	vs. UC Davis (11/27/22)
FG Made.....	7	at Little Rock (1/7/23)
FG Attempted.....	12	at Little Rock (1/7/23)
3-Point FG Made.....	4	vs. Eastern Illinois (2/16/23)
3-Point FG Attempted.....	6	vs. Eastern Illinois (2/16/23)
FT Made.....	4	vs. UC Davis (11/27/22)
FT Attempted.....	5	at Little Rock (1/7/23)
Assists.....	4	3x, last vs. Tennessee Tech (1/21/23)
Blocks.....	1	2x, last vs. Tennessee Tech (1/21/23)
Steals.....	3	3x, last at Eastern Illinois (1/28/23)
Minutes.....	34	vs. Tennessee Tech (1/21/23)

### Career-Highs

Points.....	19	at Little Rock (1/7/23)
Total Rebounds.....	12	vs. Tennessee Tech (1/21/23)
Offensive.....	6	2x, last vs. Tennessee Tech (1/21/23)
Defensive.....	8	vs. UC Davis (11/27/22)
FG Made.....	7	at Little Rock (1/7/23)
FG Attempted.....	12	at Little Rock (1/7/23)
3-Point FG Made.....	4	vs. Eastern Illinois (2/16/23)
3-Point FG Attempted.....	6	vs. Eastern Illinois (2/16/23)
FT Made.....	4	2x, last vs. UC Davis (11/27/22)
FT Attempted.....	6	vs. Austin Peay (1/1/22)
Assists.....	6	vs. Austin Peay (1/1/22)
Blocks.....	1	13x, last at Eastern Illinois (1/28/23)
Steals.....	3	vs. Tennessee Tech (1/21/23)
Minutes.....	34	vs. Tennessee Tech (1/21/23)

### Branson's Career Statistics at Southeast Missouri

Overall																		
Season	G-GS	Min	Avg	FG-FGA	Pct	3FG-3FGA	Pct	FT-FTA	Pct	Off	Def	Tot	Avg	PF	FO	A	TO	Blk
2020-21	27-2	426	15.8	27-52	.519	14-27	.519	14-15	.933	20	45	65	2.4	54	2	34	40	4
2021-22	32-25	566	17.7	29-79	.367	10-41	.244	20-31	.645	20	70	90	2.8	76	2	50	46	7
2022-23	24-19	552	23.0	57-123	.463	20-57	.351	27-37	.730	20	80	100	4.2	72	6	42	37	6
Totals	83-46	1544	18.6	113-254	.445	44-125	.352	61-83	.735	60	195	255	3.1	202	10	126	123	17
Ohio Valley Conference Games Only																		
Season	G-GS	Min	Avg	FG-FGA	Pct	3FG-3FGA	Pct	FT-FTA	Pct	Off	Def	Tot	Avg	PF	FO	A	TO	Blk
2020-21	20-2	346	17.3	21-43	.488	10-21	.476	11-11	1.000	18	38	56	2.8	41	2	26	31	4
2021-22	17-17	294	17.3	15-43	.349	5-23	.217	20-28	.714	14	33	47	2.8	46	1	32	26	4
2022-23	15-14	384	25.6	44-85	.518	15-37	.405	19-25	.760	18	56	74	4.9	54	5	28	24	3
Totals	52-33	1024	19.7	80-171	.468	30-81	.370	50-64	.781	50	127	177	3.4	141	8	86	81	11



**24** Forward  
**KOBE CLARK**

So. // 6-6 // 180 // St Louis, Mo. // Georgetown



## REDHAWK BASKETBALL

**// 2022-23:** Out the rest of the season with a knee injury...Initially injured his knee in the second half against UT Martin (1/19)...Leads Southeast Missouri and ranks third in the Ohio Valley Conference in rebounding with 8.7 per game through 19 games and 15 starts...Averages 6.6 points per contest...Pitched in double figures for the first time when he recorded 13 points at Evansville (11/16)...Scored eight points and grabbed eight rebounds in first career start at South Florida (11/7)...Shot 4-of-5 from the field and dished out three assists in 30 minutes against the Bulls...Had eight points and pulled down a game-high 16 rebounds vs. Lyon College (11/12)...Scored double figures on four occasions...Posted double-digit rebounds seven times...Had 16 rebounds at Arkansas State (12/14)...Ranks 51st in the nation in total rebounds...Leads the team with 23 blocks.

### 2022-23 Season/Career-Highs

Points .....	13	at Evansville (11/16/22)
Total Rebounds .....	16	2x, last at Arkansas State (12/14/22)
Offensive .....	6	2x, last vs. William Woods (11/22/22)
Defensive .....	14	at Arkansas State (12/14/22)
FG Made .....	5	at Iowa (12/17/22)
FG Attempted .....	12	2x, last at Southern Indiana (12/29/22)
3-Point FG Made .....	2	3x, last at Missouri (12/4/22)
3-Point FG Attempted .....	4	5x, last vs. UT Martin (1/19/23)
FT Made .....	4	at Evansville (11/16/22)
FT Attempted .....	6	at Arkansas State (12/14/22)
Assists .....	8	at Milwaukee (11/28/22)
Blocks .....	5	vs Boston (11/26/22)
Steals .....	5	at Milwaukee (11/27/22)
Minutes .....	38	2x, last at Arkansas State (12/14/22)

### Clark's Game-by-Game Statistics

2022-23	FG	3P	FT	O/D	REB	F	PTS	A	TO	B	S	M
at South Florida*	4-5	0-1	0-0	4/4	8	3	8	3	3	0	0	30
Lyon College*	4-7	0-1	0-0	6/10	16	1	8	5	3	2	3	33
at Evansville*	4-9	1-2	4-4	2/4	6	3	13	1	0	0	0	31
at Bradley*	4-9	2-4	0-0	2/7	9	4	10	2	0	1	3	38
William Woods*	4-12	0-3	1-2	6/8	14	0	9	0	1	1	1	28
vs. Boston*	0-2	0-1	0-0	3/9	12	4	0	2	3	5	2	27
vs. UC Davis*	3-10	2-3	0-0	1/2	3	4	8	2	2	1	2	31
at Milwaukee*	1-6	0-3	2-2	3/5	8	4	4	8	1	2	5	36
at Missouri*	3-8	2-4	0-0	1/6	7	4	8	3	2	1	1	32
Purdue Fort Wayne*	2-7	1-3	2-2	2/9	11	3	7	3	3	1	2	36
at Arkansas State*	2-9	1-4	3-6	2/14	16	4	8	4	2	2	2	38
at Iowa*	5-8	1-3	0-0	1/2	3	3	11	4	1	0	1	29
Southern Illinois	2-6	0-3	0-1	1/6	7	4	4	3	1	1	0	32
at Southern Indiana*	4-12	1-4	2-4	4/3	7	5	11	0	4	3	0	29
SIU Edwardsville	1-4	0-0	0-0	3/7	10	2	2	2	2	1	2	28
at UT Martin	2-5	0-1	0-0	4/6	10	4	4	0	1	0	0	17
at Little Rock*	2-5	1-4	0-2	1/5	6	4	5	3	4	2	0	28
Lindenwood*	0-1	0-0	0-0	0/7	7	3	0	4	2	0	0	19
at Morehead State	DNP	-	-	-	-	-	-	-	-	-	-	-
UT Martin	2-7	0-4	2-4	1/4	5	2	6	1	1	0	4	29
Tennessee Tech	DNP	-	-	-	-	-	-	-	-	-	-	-
Tennessee State	DNP	-	-	-	-	-	-	-	-	-	-	-
at Eastern Illinois	DNP	-	-	-	-	-	-	-	-	-	-	-
Little Rock	DNP	-	-	-	-	-	-	-	-	-	-	-
at Tennessee Tech	DNP	-	-	-	-	-	-	-	-	-	-	-
at Tennessee State	DNP	-	-	-	-	-	-	-	-	-	-	-
Morehead State	DNP	-	-	-	-	-	-	-	-	-	-	-
Eastern Illinois	DNP	-	-	-	-	-	-	-	-	-	-	-
Southern Indiana												
at Lindenwood												
at SIU Edwardsville												
Totals	49-132	12-48	16-27	47/118	165	61	126	50	36	23	28	571

• - Game Started

### Clark's Career Statistics at Southeast Missouri

Overall																			
Season	G-GS	Min	Avg	FG-FGA	Pct	3FG-3FGA	Pct	FT-FTA	Pct	Off	Def	Tot	Avg	PF	FO	A	TO	Blk	Stl
2022-23	19-15	571	30.1	49-132	.371	12-48	.250	16-27	.593	47	118	165	8.7	61	1	50	36	23	28
Ohio Valley Conference Games Only																			
Season	G-GS	Min	Avg	FG-FGA	Pct	3FG-3FGA	Pct	FT-FTA	Pct	Off	Def	Tot	Avg	PF	FO	A	TO	Blk	Stl
2022-23	6-3	150	25.0	11-34	.324	2-13	.154	4-10	.400	13	32	45	7.5	20	1	10	14	6	6





## 2022-23 SOUTHEAST MISSOURI BASKETBALL NOTES

### PLAYER PROFILES



**21** Forward  
**JOSH EARLEY**

Jr. // 6-7 // 242 // Shawnee Mission, Kan. // Tulsa



## REDHAWK BASKETBALL

**// 2022-23:** Is averaging 7.9 points and 4.7 rebounds in 23 games...Came off the bench every game he played...Returned after missing four games with a leg injury to score 15 points and grab four rebounds at Missouri (12/4)...Ranks fourth on the team in scoring and second in rebounding...Scored nine points and pull down eight rebounds in his first career game with Southeast Missouri at South Florida (11/7)...Shot 5-of-10 free throws and contributed 20 minutes in that contest...Registered his first career double-double with 11 points and 12 boards vs. Lyon College (11/12)...Scored double figures in nine contests...Finished with 12 points and five rebounds vs. Tennessee State (1/26)...Scored 10 points and had eight rebounds at Eastern Illinois (1/28)...Matched his season-high of 15 points vs. Little Rock (2/2).

### Earley's Game-by-Game Statistics

2022-23	FG	3P	FT	O/D	REB	F	PTS	A	TO	B	S	M
at South Florida	2-6	0-0	5-10	1/7	8	1	9	0	2	1	0	20
Lyon College	5-7	0-0	1-4	5/7	12	0	11	0	0	1	0	16
at Evansville	5-12	0-0	3-4	0/4	4	1	13	0	0	0	0	22
at Bradley	3-8	0-0	2-2	2/4	6	0	8	0	0	0	0	24
William Woods	DNP	-	-	-	-	-	-	-	-	-	-	-
vs. Boston	DNP	-	-	-	-	-	-	-	-	-	-	-
vs. UC Davis	DNP	-	-	-	-	-	-	-	-	-	-	-
at Milwaukee	DNP	-	-	-	-	-	-	-	-	-	-	-
at Missouri	7-9	0-0	1-2	1/3	4	2	15	0	2	0	0	25
Purdue Fort Wayne	2-6	0-0	3-4	1/5	6	2	7	1	1	0	1	20
at Arkansas State	1-3	0-0	0-0	0/1	1	2	2	0	3	0	0	16
at Iowa	5-7	0-0	0-0	3/2	5	3	10	0	0	0	0	20
Southern Illinois	5-7	0-0	1-2	0/3	3	1	11	0	0	0	0	20
at Southern Indiana	2-5	0-0	0-2	1/1	2	0	4	0	1	0	0	16
SIU Edwardsville	5-9	0-0	2-2	2/3	5	3	12	0	2	0	0	23
at UT Martin	2-5	0-0	0-0	1/1	2	1	4	0	0	0	0	5
at Little Rock	2-4	0-0	2-4	2/2	4	3	6	0	1	0	0	12
Lindenwood	1-2	0-0	0-0	1/2	3	4	2	0	2	0	0	13
at Morehead State	DNP	-	-	-	-	-	-	-	-	-	-	-
UT Martin	1-3	0-0	0-0	0/2	2	1	2	0	0	0	0	13
Tennessee Tech	3-6	0-0	1-2	3/1	4	0	7	0	2	0	0	17
Tennessee State	6-7	0-0	0-1	1/4	5	3	12	0	1	0	0	16
at Eastern Illinois	5-8	0-0	0-0	1/7	8	0	10	0	0	0	0	19
Little Rock	5-8	0-0	5-11	2/5	7	3	15	0	2	2	1	26
at Tennessee Tech	0-1	0-0	1-2	0/1	1	2	1	0	2	1	0	12
at Tennessee State	3-4	0-0	1-2	3/5	8	3	7	0	2	0	0	19
Morehead State	0-0	0-0	0-0	0/0	0	2	0	0	0	0	0	2
Eastern Illinois	4-6	0-0	0-0	0/5	5	2	8	0	1	0	1	19
Southern Indiana												
at Lindenwood												
at SIU Edwardsville												
Totals	74-133	0-0	28-54	30/75	105	39	176	1	24	5	3	295

• - Game Started

### 2022-23 Season/Career-Highs

Points .....	15	2x, last vs. Little Rock (2/2/23)
Total Rebounds .....	12	vs. Lyon College (11/12/22)
Offensive .....	5	vs. Lyon College (11/12/22)
Defensive .....	7	3x, last at Eastern Illinois (1/28/23)
FG Made .....	7	at Missouri (12/4/22)
FG Attempted .....	12	at Evansville (11/16/22)
3-Point FG Made .....	-	-
3-Point FG Attempted .....	-	-
FT Made .....	5	2x, last vs. Little Rock (2/2/23)
FT Attempted .....	11	vs. Little Rock (2/2/23)
Assists .....	1	vs. Purdue Fort Wayne (12/7/22)
Blocks .....	2	vs. Little Rock (2/2/23)
Steals .....	1	3x, last vs. Eastern Illinois (2/16/23)
Minutes .....	26	vs. Little Rock (2/2/23)

### Earley's Career Statistics at Southeast Missouri

Overall																		
Season	G-GS	Min	Avg	FG-FGA	Pct	3FG-3FGA	Pct	FT-FTA	Pct	Off	Def	Tot	Avg	PF	FO	A	TO	Blk
2022-23	23-0	402	17.5	77-136	.566	0-0	.000	28-55	.509	29	78	107	4.7	34	0	1	24	5
Ohio Valley Conference Games Only																		
Season	G-GS	Min	Avg	FG-FGA	Pct	3FG-3FGA	Pct	FT-FTA	Pct	Off	Def	Tot	Avg	PF	FO	A	TO	Blk
2022-23	14-0	219	15.6	42-71	.592	0-0	.000	12-27	.444	16	42	58	4.1	22	0	0	16	3





# 22

Guard

# GAVYN ELKAMIL

So. // 6-5 // 190 // Pittsburg, Kan. // Tulsa



REDHAWK BASKETBALL

// 2022-23: Will miss the season due to a shoulder injury.

#### Elkamil's Game-by-Game Statistics

2022-23	FG	3P	FT	O/D	REB	F	PTS	A	TO	B	S	M
at South Florida	DNP	-	-	-	-	-	-	-	-	-	-	-
Lyon College	DNP	-	-	-	-	-	-	-	-	-	-	-
at Evansville	DNP	-	-	-	-	-	-	-	-	-	-	-
at Bradley	DNP	-	-	-	-	-	-	-	-	-	-	-
William Woods	DNP	-	-	-	-	-	-	-	-	-	-	-
vs. Boston	DNP	-	-	-	-	-	-	-	-	-	-	-
vs. UC Davis	DNP	-	-	-	-	-	-	-	-	-	-	-
at Milwaukee	DNP	-	-	-	-	-	-	-	-	-	-	-
at Missouri	DNP	-	-	-	-	-	-	-	-	-	-	-
Purdue Fort Wayne	DNP	-	-	-	-	-	-	-	-	-	-	-
at Arkansas State	DNP	-	-	-	-	-	-	-	-	-	-	-
at Iowa	DNP	-	-	-	-	-	-	-	-	-	-	-
Southern Illinois	DNP	-	-	-	-	-	-	-	-	-	-	-
at Southern Indiana	DNP	-	-	-	-	-	-	-	-	-	-	-
SIU Edwardsville	DNP	-	-	-	-	-	-	-	-	-	-	-
at UT Martin	DNP	-	-	-	-	-	-	-	-	-	-	-
at Little Rock	DNP	-	-	-	-	-	-	-	-	-	-	-
Lindenwood	DNP	-	-	-	-	-	-	-	-	-	-	-
at Morehead State	DNP	-	-	-	-	-	-	-	-	-	-	-
UT Martin	DNP	-	-	-	-	-	-	-	-	-	-	-
Tennessee Tech	DNP	-	-	-	-	-	-	-	-	-	-	-
Tennessee State	DNP	-	-	-	-	-	-	-	-	-	-	-
at Eastern Illinois	DNP	-	-	-	-	-	-	-	-	-	-	-
Little Rock	DNP	-	-	-	-	-	-	-	-	-	-	-
at Tennessee Tech	DNP	-	-	-	-	-	-	-	-	-	-	-
at Tennessee State	DNP	-	-	-	-	-	-	-	-	-	-	-
Morehead State	DNP	-	-	-	-	-	-	-	-	-	-	-
Eastern Illinois	DNP	-	-	-	-	-	-	-	-	-	-	-
Southern Indiana	DNP	-	-	-	-	-	-	-	-	-	-	-
at Lindenwood	DNP	-	-	-	-	-	-	-	-	-	-	-
at SIU Edwardsville	DNP	-	-	-	-	-	-	-	-	-	-	-
Totals	0-0	0-0	0-0	0/0	0	0	0	0	0	0	0	0

• - Game Started

#### 2022-23 Season/Career-Highs

Points .....	-
Total Rebounds .....	-
Offensive .....	-
Defensive .....	-
FG Made .....	-
FG Attempted .....	-
3-Point FG Made .....	-
3-Point FG Attempted .....	-
FT Made .....	-
FT Attempted .....	-
Assists .....	-
Blocks .....	-
Steals .....	-
Minutes .....	-

#### Elkamil's Career Statistics at Southeast Missouri

Season	G-GS	Min	Avg	FG-FGA	Pct	3FG-3FGA	Pct	FT-FTA	Pct	Off	Def	Tot	Avg	PE	FO	A	TO	Blk	Stl	Pts	Avg
2022-23																					
Overall																					
Ohio Valley Conference Games Only																					
2022-23																					



# 2022-23 SOUTHEAST MISSOURI BASKETBALL NOTES

## PLAYER PROFILES



**11** Guard  
**EVAN EURSHER**

Fr. // 6-2 // 177 // Hendersonville, Tenn. // The Webb School



**REDHAWK BASKETBALL**

**// 2022-23:** Played in 17 games...Scored three points off the bench in his first career game vs. Lyon College (11/12)...Finished six points vs. William Woods (11/22)...Made a 3-pointer vs. Lyon College (11/12) and at UT Martin (1/5)...Pitched in a season-high seven points vs. UT Martin (1/19).

### Eursher's Game-by-Game Statistics

2022-23	FG	3P	FT	O/D	REB	E	PTS	A	TO	B	S	M
at South Florida	DNP	-	-	-	-	-	-	-	-	-	-	-
Lyon College	1-7	1-6	0-0	0/1	1	2	3	1	2	0	0	20
at Evansville	0-0	0-0	0-0	0/0	0	0	0	0	0	0	0	5
at Bradley	DNP	-	-	-	-	-	-	-	-	-	-	-
William Woods	2-3	0-1	2-2	0/2	2	1	6	0	1	0	2	15
vs. Boston	DNP	-	-	-	-	-	-	-	-	-	-	-
vs. UC Davis	DNP	-	-	-	-	-	-	-	-	-	-	-
at Milwaukee	DNP	-	-	-	-	-	-	-	-	-	-	-
at Missouri	DNP	-	-	-	-	-	-	-	-	-	-	-
Purdue Fort Wayne	0-1	0-1	0-0	0/2	2	1	0	0	0	0	0	13
at Arkansas State	DNP	-	-	-	-	-	-	-	-	-	-	-
at Iowa	0-2	0-2	0-0	0/1	1	1	0	0	0	0	0	4
Southern Illinois	0-2	0-2	0-0	0/0	0	1	0	0	0	1	1	9
at Southern Indiana	0-1	0-1	0-0	0/0	0	1	0	0	0	0	0	2
SIU Edwardsville	DNP	-	-	-	-	-	-	-	-	-	-	-
at UT Martin	1-3	1-3	0-0	0/0	0	1	3	0	0	0	1	8
at Little Rock	DNP	-	-	-	-	-	-	-	-	-	-	-
Lindenwood	1-1	1-1	0-0	0/0	0	0	3	1	0	0	0	2
at Morehead State	DNP	-	-	-	-	-	-	-	-	-	-	-
UT Martin	2-6	1-4	2-2	0/2	2	1	7	1	1	0	2	10
Tennessee Tech	0-0	0-0	0-0	0/0	0	0	0	0	0	0	0	2
Tennessee State	0-0	0-0	0-0	0/0	0	0	0	0	0	0	0	0+
at Eastern Illinois	0-0	0-0	0-0	0/1	1	1	0	0	0	0	0	2
Little Rock	0-0	0-0	0-0	0/0	0	0	0	0	0	0	0	2
at Tennessee Tech	DNP	-	-	-	-	-	-	-	-	-	-	-
at Tennessee State	2-3	0-1	2-2	1/1	2	1	6	0	0	0	0	23
Morehead State	0-0	0-0	0-0	0/0	0	0	0	0	0	0	0	9
Eastern Illinois	0-0	0-0	0-0	1/1	2	0	0	1	1	0	0	5
Southern Indiana												
at Lindenwood												
at SIU Edwardsville												
Totals	9-29	4-22	6-6	2/11	13	10	28	4	5	1	6	131

• - Game Started

### 2022-23 Season/Career-Highs

Points .....	7	vs. UT Martin (1/19/23)
Total Rebounds .....	2	4x, last vs. Eastern Illinois (2/16/23)
Offensive .....	1	2x, last vs. Eastern Illinois (2/16/23)
Defensive .....	2	3x, last vs. UT Martin (1/19/23)
FG Made .....	2	3x, last at Tennessee State (2/9/23)
FG Attempted .....	7	vs. Lyon College (11/12/22)
3-Point FG Made .....	1	4x, last vs. UT Martin (1/19/23)
3-Point FG Attempted .....	6	vs. Lyon College (11/12/22)
FT Made .....	2	2x, last vs. UT Martin (1/19/23)
FT Attempted .....	2	2x, last vs. UT Martin (1/19/23)
Assists .....	1	3x, last vs. UT Martin (1/19/23)
Blocks .....	1	vs. Southern Illinois (12/21/22)
Steals .....	2	2x, last vs. UT Martin (1/19/23)
Minutes .....	23	at Tennessee State (2/9/23)

### Eursher's Career Statistics at Southeast Missouri

Overall																		
Season	G-GS	Min	Avg	FG-FGA	Pct	3FG-3FGA	Pct	FT-FTA	Pct	Off	Def	Tot	Avg	PF	FO	A	TO	Blk
2022-23	17-0	131	7.7	9-29	.310	4-22	.182	6-6	1.000	2	11	13	0.8	11	0	4	5	1
Ohio Valley Conference Games Only																		
Season	G-GS	Min	Avg	FG-FGA	Pct	3FG-3FGA	Pct	FT-FTA	Pct	Off	Def	Tot	Avg	PF	FO	A	TO	Blk
2022-23	11-0	65	5.9	6-14	.429	3-10	.300	4-4	1.000	2	5	7	0.6	5	0	3	2	0



**12** Guard  
**TEVIN**  
**GOWINS**

Fr. // 5-9 // 167 // Florissant, Mo. // Hazelwood Central H.S.



**REDHAWK BASKETBALL**

**// 2022-23:** Averages 1.5 points in 15 games off the bench...Scored his first career points on a 3-pointer and had four rebounds in 24 minutes off the bench at South Florida (11/7)...Added three points vs. Lyon College (11/12)...Made a 3-pointer in five games...Scored a season-high seven points vs. William Woods (11/22).

#### Gowins' Game-by-Game Statistics

2022-23	FG	3P	FT	O/D	REB	F	PTS	A	TO	B	S	M
at South Florida	1-3	1-2	0-0	2/2	4	3	3	0	0	0	0	24
Lyon College	1-1	1-1	0-0	0/0	0	1	3	0	2	0	0	9
at Evansville	1-1	1-1	0-0	0/1	1	2	3	0	0	0	0	20
at Bradley	0-0	0-0	0-0	0/0	0	1	0	0	0	0	0	8
William Woods	3-6	1-1	0-0	1/0	1	2	7	2	1	0	2	21
vs. Boston	DNP	-	-	-	-	-	-	-	-	-	-	-
vs. UC Davis	DNP	-	-	-	-	-	-	-	-	-	-	-
at Milwaukee	0-1	0-1	0-0	1/1	2	0	0	0	1	0	1	5
at Missouri	DNP	-	-	-	-	-	-	-	-	-	-	-
Purdue Fort Wayne	0-1	0-0	0-0	0/2	2	3	0	1	4	0	2	21
at Arkansas State	0-0	0-0	0-0	1/0	1	1	0	0	0	0	0	3
at Iowa	0-1	0-0	0-0	0/2	2	2	0	0	0	0	0	4
Southern Illinois	DNP	-	-	-	-	-	-	-	-	-	-	-
at Southern Indiana	0-0	0-0	0-0	0/0	0	1	0	0	0	0	0	2
SIU Edwardsville	DNP	-	-	-	-	-	-	-	-	-	-	-
at UT Martin	DNP	-	-	-	-	-	-	-	-	-	-	-
at Little Rock	DNP	-	-	-	-	-	-	-	-	-	-	-
Lindenwood	1-1	1-1	1-2	0/0	0	0	4	1	0	0	0	2
at Morehead State	DNP	-	-	-	-	-	-	-	-	-	-	-
UT Martin	0-1	0-0	0-0	0/0	0	0	0	0	1	0	0	3
Tennessee Tech	DNP	-	-	-	-	-	-	-	-	-	-	-
Tennessee State	0-0	0-0	0-0	0/0	0	0	0	0	0	0	0	0+
at Eastern Illinois	DNP	-	-	-	-	-	-	-	-	-	-	-
Little Rock	DNP	-	-	-	-	-	-	-	-	-	-	-
at Tennessee Tech	DNP	-	-	-	-	-	-	-	-	-	-	-
at Tennessee State	1-1	0-0	0-0	0/1	1	1	2	0	1	0	0	6
Morehead State	DNP	-	-	-	-	-	-	-	-	-	-	-
Eastern Illinois	0-0	0-0	0-0	0/0	0	0	0	0	0	0	0	1
Southern Indiana												
at Lindenwood												
at SIU Edwardsville												
Totals	8-17	5-7	1-2	5/9	14	17	22	4	10	0	5	129

• - Game Started

#### 2022-23 Season/Career-Highs

Points .....	7	vs. William Woods (11/22/22)
Total Rebounds .....	4	at South Florida (11/7/22)
Offensive .....	2	at South Florida (11/7/22)
Defensive .....	2	3x, last at Iowa (12/17/22)
FG Made .....	3	vs. William Woods (11/22/22)
FG Attempted .....	6	vs. William Woods (11/22/22)
3-Point FG Made .....	1	5x, last vs. Lindenwood (11/12/23)
3-Point FG Attempted .....	2	at South Florida (11/7/22)
FT Made .....	1	vs. Lindenwood (11/12/23)
FT Attempted .....	2	vs. Lindenwood (11/12/23)
Assists .....	2	vs. William Woods (11/22/22)
Blocks .....	-	-
Steals .....	2	2x, last vs. Purdue Fort Wayne (12/7/22)
Minutes .....	24	at South Florida (11/7/22)

#### Gowins' Career Statistics at Southeast Missouri

Overall																			
Season	G-GS	Min	Avg	FG-FGA	Pct	3FG-3FGA	Pct	FT-FTA	Pct	Off	Def	Tot	Avg	PE	FO	A	TO	Blk	Stl
2022-23	15-0	129	8.6	8-17	.471	5-7	.714	1-2	.500	5	9	14	0.9	17	0	4	10	0	5
Ohio Valley Conference Games Only																			
Season	G-GS	Min	Avg	FG-FGA	Pct	3FG-3FGA	Pct	FT-FTA	Pct	Off	Def	Tot	Avg	PE	FO	A	TO	Blk	Stl
2022-23	6-0	14	2.3	2-3	.667	1-1	1.000	1-2	.500	0	1	1	0.2	2	0	1	2	0	0



## 2022-23 SOUTHEAST MISSOURI BASKETBALL NOTES

### PLAYER PROFILES



**35** Center  
**MASON HANBACK**

Fr. // 7-0 // 245 // Jackson, Tenn. // Tennessee Prep



**REDHAWK BASKETBALL**

**// 2022-23:** Came off the bench to score five points and grab one rebound in 10 minutes during his first career game vs. Lyon College (11/12)...Saw action in seven contests...Had a season-high three blocks in a season-best 13 minutes at Morehead State (1/14)...Scored a season-high eight points on a perfect 4-of-4 field goals vs. Eastern Illinois (2/16).

#### Hanback's Game-by-Game Statistics

2022-23	FG	3P	FT	O/D	REB	F	PTS	A	TO	B	S	M
at South Florida	DNP	-	-	-	-	-	-	-	-	-	-	-
Lyon College	2-2	0-0	1-1	0/1	1	1	5	0	1	0	0	10
at Evansville	DNP	-	-	-	-	-	-	-	-	-	-	-
at Bradley	DNP	-	-	-	-	-	-	-	-	-	-	-
William Woods	DNP	-	-	-	-	-	-	-	-	-	-	-
vs. Boston	DNP	-	-	-	-	-	-	-	-	-	-	-
vs. UC Davis	DNP	-	-	-	-	-	-	-	-	-	-	-
at Milwaukee	DNP	-	-	-	-	-	-	-	-	-	-	-
at Missouri	DNP	-	-	-	-	-	-	-	-	-	-	-
Purdue Fort Wayne	0-0	0-0	0-0	0/0	0	0	0	0	0	0	0	1
at Arkansas State	DNP	-	-	-	-	-	-	-	-	-	-	-
at Iowa	0-0	0-0	1-2	0/0	0	0	1	0	0	0	0	5
Southern Illinois	DNP	-	-	-	-	-	-	-	-	-	-	-
at Southern Indiana	DNP	-	-	-	-	-	-	-	-	-	-	-
SIU Edwardsville	DNP	-	-	-	-	-	-	-	-	-	-	-
at UT Martin	DNP	-	-	-	-	-	-	-	-	-	-	-
at Little Rock	DNP	-	-	-	-	-	-	-	-	-	-	-
Lindenwood	0-0	0-0	0-0	0/1	1	2	0	0	0	0	0	2
at Morehead State	2-3	0-0	0-0	0/0	0	3	4	0	1	3	0	13
UT Martin	DNP	-	-	-	-	-	-	-	-	-	-	-
Tennessee Tech	DNP	-	-	-	-	-	-	-	-	-	-	-
Tennessee State	DNP	-	-	-	-	-	-	-	-	-	-	-
at Eastern Illinois	DNP	-	-	-	-	-	-	-	-	-	-	-
Little Rock	DNP	-	-	-	-	-	-	-	-	-	-	-
at Tennessee Tech	DNP	-	-	-	-	-	-	-	-	-	-	-
at Tennessee State	0-0	0-0	0-0	0/0	0	0	0	0	0	0	0	3
Morehead State	DNP	-	-	-	-	-	-	-	-	-	-	-
Eastern Illinois	4-4	0-0	0-0	0/0	0	1	8	0	0	0	0	7
Southern Indiana												
at Lindenwood												
at SIU Edwardsville												
Totals	8-9	0-0	2-3	0/2	2	7	18	0	2	3	0	41

• - Game Started

#### 2022-23 Season/Career-Highs

Points .....	8	vs. Eastern Illinois (2/16/23)
Total Rebounds .....	1	2x, last vs. Lindenwood (1/12/23)
Offensive .....	-	
Defensive .....	1	2x, last vs. Lindenwood (1/12/23)
FG Made .....	4	vs. Eastern Illinois (2/16/23)
FG Attempted .....	4	vs. Eastern Illinois (2/16/23)
3-Point FG Made .....	-	
3-Point FG Attempted .....	-	
FT Made .....	1	2x, last at Iowa (12/17/22)
FT Attempted .....	2	at Iowa (12/17/22)
Assists .....	-	
Blocks .....	3	at Morehead State (1/14/23)
Steals .....	-	
Minutes .....	13	at Morehead State (1/14/23)

#### Hanback's Career Statistics at Southeast Missouri

Overall																		
Season	G-GS	Min	Avg	FG-FGA	Pct	3FG-3FGA	Pct	FT-FTA	Pct	Off	Def	Tot	Avg	PF	FO	A	TO	Blk
2022-23	7-0	41	5.9	8-9	.889	0-0	.000	2-3	.667	0	2	2	0.3	7	0	0	2	3
Ohio Valley Conference Games Only																		
Season	G-GS	Min	Avg	FG-FGA	Pct	3FG-3FGA	Pct	FT-FTA	Pct	Off	Def	Tot	Avg	PF	FO	A	TO	Blk
2022-23	4-0	25	6.3	6-7	.857	0-0	.000	0-0	.000	0	1	1	0.3	6	0	0	1	3







# 5

Guard

# CHRIS HARRIS

R-Sr. // 6-3 // 205 // Antioch, Ill. // John A. Logan College





REDHAWK BASKETBALL

2022-23 Preseason All-Ohio Valley Conference selection...Needs just 11 more points to reach 1,000 in his career.

**// 2022-23:** Ranks second on the team in scoring with 13.5 points per game through 27 games and 25 starts...Made 52 three-pointers, second-most on the team...Led Southeast Missouri with 16 points in its season-opening win at South Florida (11/7)...Made a near-perfect 6-of-7 free throws and logged 38 minutes against the Bulls...Scored 14 points to lead four players in double figures at Evansville (11/16)...Buried a 3-pointer in all 26 games...Posted double-digit points 20 times...Missed his only game of the season vs. Purdue Fort Wayne (12/7) due to illness...Had a season-best 23 points at Morehead State (1/14)...Scored 19 points at both Iowa (12/17) and vs. Southern Illinois (12/21)...Ranks third on the team with 54 assists...Scored double figures 20 times...Scored 23 points and had 11 rebounds for his first career double-double vs. Tennessee Tech (1/21).

#### 2022-23 Season-Highs

Points.....	23	2x, last vs. Tennessee Tech (1/21/23)
Total Rebounds.....	11	vs. Tennessee Tech (1/21/23)
Offensive.....	3	at Little Rock (1/7/23)
Defensive.....	11	vs. Tennessee Tech (1/21/23)
FG Made.....	8	2x, last vs. Tennessee Tech (1/21/23)
FG Attempted.....	17	2x, last vs. Tennessee Tech (1/21/23)
3-Point FG Made.....	5	vs. Southern Illinois (12/21/22)
3-Point FG Attempted.....	10	vs. Tennessee Tech (1/21/23)
FT Made.....	9	at Morehead State (1/14/23)
FT Attempted.....	10	vs. UC Davis (11/27/22)
Assists.....	4	2x, last vs. Tennessee State (1/26/23)
Blocks.....	2	at Little Rock (1/7/23)
Steals.....	3	2x, last vs. Tennessee State (1/26/23)
Minutes.....	46	vs. Tennessee Tech (1/21/23)

#### Career-Highs

Points.....	23	3x, last vs. Tennessee Tech (1/21/23)
Total Rebounds.....	11	vs. Tennessee Tech (1/21/23)
Offensive.....	3	at Little Rock (1/7/23)
Defensive.....	11	vs. Tennessee Tech (1/21/23)
FG Made.....	9	vs. Morehead State (1/27/22)
FG Attempted.....	18	vs. Tennessee State (1/21/21)
3-Point FG Made.....	5	vs. Southern Illinois (12/21/22)
3-Point FG Attempted.....	10	2x, last vs. Tennessee Tech (1/21/23)
FT Made.....	10	vs. Tennessee State (1/19/21)
FT Attempted.....	14	vs. SIU Edwardsville (1/29/22)
Assists.....	9	at Eastern Illinois (2/25/21)
Blocks.....	2	3x, at Little Rock (1/7/23)
Steals.....	4	vs. Eastern Kentucky (2/22/21)
Minutes.....	46	vs. Tennessee Tech (1/21/23)

#### Harris' Game-by-Game Statistics

2022-23	FG	3P	FT	O/D	REB	F	PTS	A	TO	B	S	M
at South Florida*	4-16	2-7	6-7	1/5	6	3	16	2	4	0	1	38
Lyon College*	1-8	1-6	4-5	2/2	4	1	7	1	1	0	2	25
at Evansville*	5-11	2-4	2-2	1/5	6	2	14	3	6	0	1	33
at Bradley*	4-15	3-8	3-4	0/5	5	1	14	2	1	0	1	38
William Woods*	2-9	1-6	3-5	0/2	2	0	8	3	1	0	1	27
vs. Boston*	3-12	1-4	5-7	1/6	7	1	12	2	4	1	0	30
vs. UC Davis*	4-11	1-3	7-10	1/6	7	1	16	3	5	0	3	30
at Milwaukee*	1-11	1-7	3-3	0/1	1	1	6	3	2	0	0	29
at Missouri*	3-6	2-4	0-0	0/2	2	0	8	0	3	0	0	19
Purdue Fort Wayne	DNP	-	-	-	-	-	-	-	-	-	-	-
at Arkansas State	4-7	1-3	1-2	0/0	0	1	10	3	1	0	0	23
at Iowa	8-13	2-4	1-1	0/1	1	2	19	3	1	0	1	22
Southern Illinois*	6-13	5-8	2-3	0/2	2	3	19	3	2	0	1	35
at Southern Indiana*	5-9	3-6	3-5	0/9	9	2	16	3	1	0	2	33
SIU Edwardsville*	3-6	2-5	6-8	0/4	4	3	14	1	0	0	0	25
at UT Martin*	4-14	3-9	1-1	0/3	3	0	12	4	0	0	1	29
at Little Rock*	7-13	2-4	0-0	3/4	7	0	16	2	2	2	2	33
Lindenwood*	3-8	1-4	6-9	0/3	3	1	13	3	1	0	2	24
at Morehead State*	6-9	2-4	9-9	0/4	4	2	23	1	2	0	0	35
UT Martin*	4-17	1-5	7-9	1/1	2	1	16	2	2	0	1	31
Tennessee Tech*	8-17	4-10	3-4	0/11	11	0	23	0	0	0	1	46
Tennessee State*	3-12	1-6	3-4	0/5	5	2	10	4	4	0	3	33
at Eastern Illinois*	1-4	1-3	3-3	0/4	4	1	6	2	6	0	1	26
Little Rock*	5-12	4-7	2-2	0/2	2	2	16	0	0	0	0	36
at Tennessee Tech*	6-13	4-7	5-6	1/8	9	1	21	0	1	0	1	30
at Tennessee State*	4-13	1-8	6-9	1/5	6	1	15	0	1	0	1	34
Morehead State*	2-10	1-4	4-6	0/3	3	2	9	1	2	0	1	27
Eastern Illinois*	2-13	0-9	2-2	0/5	5	0	6	2	1	0	1	31
Southern Indiana												
at Lindenwood												
at SIU Edwardsville												
Totals	108-302	52-155	97-126	12/108	120	34	365	53	54	3	28	822

• - Game Started

#### Harris' Career Statistics at Southeast Missouri

Overall																	
Season	G-GS	Min	Avg	FG-FGA	Pct	3FG-3FGA	Pct	FT-FTA	Pct	Off	Def	Tot	Avg	PF	FO	A	TO
2019-20	2-0	54	27.0	9-15	.600	5-7	.714	8-10	.800	0	6	6	3.0	5	0	2	5
2020-21	19-19	574	30.2	93-262	.355	38-134	.284	97-132	.735	7	53	60	2.3	50	1	88	64
2021-22	29-6	698	24.1	83-219	.379	35-101	.347	71-93	.763	4	79	83	2.9	45	0	76	61
2022-23	27-25	822	30.4	108-302	.358	52-155	.335	97-126	.770	12	108	120	4.4	34	0	53	54
Totals	84-57	2360	28.1	293-798	.367	130-397	.327	273-361	.756	23	246	269	3.2	134	1	219	184
Ohio Valley Conference Games Only																	
Season	G-GS	Min	Avg	FG-FGA	Pct	3FG-3FGA	Pct	FT-FTA	Pct	Off	Def	Tot	Avg	PF	FO	A	TO
2020-21	19-19	574	30.2	59-178	.331	25-95	.263	76-96	.792	4	41	45	2.4	35	0	70	46
2021-22	14-0	298	21.3	34-92	.370	22-51	.431	28-38	.737	2	36	38	2.7	18	0	34	22
2022-23	15-15	473	31.5	63-170	.371	30-91	.330	60-77	.779	6	71	77	5.1	18	0	25	23
Totals	48-34	1345	28.0	156-440	.355	77-237	.325	164-211	.777	12	148	160	3.3	71	0	129	91



## 2022-23 SOUTHEAST MISSOURI BASKETBALL NOTES

### PLAYER PROFILES

# 10

Center

# DAVID IDADA

Fr. // 7-0 // 250 // Barendrecht, Netherlands // Golden State Prep

REDHAWK BASKETBALL

**// 2022-23:** Will not play the 2022-23 season due to NCAA Division I regulations.

#### Idada's Game-by-Game Statistics

2022-23	FG	3P	FT	O/D	REB	F	PTS	A	TO	B	S	M
at South Florida	DNP	-	-	-	-	-	-	-	-	-	-	-
Lyon College	DNP	-	-	-	-	-	-	-	-	-	-	-
at Evansville	DNP	-	-	-	-	-	-	-	-	-	-	-
at Bradley	DNP	-	-	-	-	-	-	-	-	-	-	-
William Woods	DNP	-	-	-	-	-	-	-	-	-	-	-
vs. Boston	DNP	-	-	-	-	-	-	-	-	-	-	-
vs. UC Davis	DNP	-	-	-	-	-	-	-	-	-	-	-
at Milwaukee	DNP	-	-	-	-	-	-	-	-	-	-	-
at Missouri	DNP	-	-	-	-	-	-	-	-	-	-	-
Purdue Fort Wayne	DNP	-	-	-	-	-	-	-	-	-	-	-
at Arkansas State	DNP	-	-	-	-	-	-	-	-	-	-	-
at Iowa	DNP	-	-	-	-	-	-	-	-	-	-	-
Southern Illinois	DNP	-	-	-	-	-	-	-	-	-	-	-
at Southern Indiana	DNP	-	-	-	-	-	-	-	-	-	-	-
SIU Edwardsville	DNP	-	-	-	-	-	-	-	-	-	-	-
at UT Martin	DNP	-	-	-	-	-	-	-	-	-	-	-
at Little Rock	DNP	-	-	-	-	-	-	-	-	-	-	-
Lindenwood	DNP	-	-	-	-	-	-	-	-	-	-	-
at Morehead State	DNP	-	-	-	-	-	-	-	-	-	-	-
UT Martin	DNP	-	-	-	-	-	-	-	-	-	-	-
Tennessee Tech	DNP	-	-	-	-	-	-	-	-	-	-	-
Tennessee State	DNP	-	-	-	-	-	-	-	-	-	-	-
at Eastern Illinois	DNP	-	-	-	-	-	-	-	-	-	-	-
Little Rock	DNP	-	-	-	-	-	-	-	-	-	-	-
at Tennessee Tech	DNP	-	-	-	-	-	-	-	-	-	-	-
at Tennessee State	DNP	-	-	-	-	-	-	-	-	-	-	-
Morehead State	DNP	-	-	-	-	-	-	-	-	-	-	-
Eastern Illinois	DNP	-	-	-	-	-	-	-	-	-	-	-
Southern Indiana												
at Lindenwood												
at SIU Edwardsville												
Totals	0-0	0-0	0-0	0/0	0	0	0	0	0	0	0	0

• - Game Started

#### 2022-23 Season/Career-Highs

Points .....	-
Total Rebounds .....	-
Offensive .....	-
Defensive .....	-
FG Made .....	-
FG Attempted .....	-
3-Point FG Made .....	-
3-Point FG Attempted .....	-
FT Made .....	-
FT Attempted .....	-
Assists .....	-
Blocks .....	-
Steals .....	-
Minutes .....	-

#### Idada's Career Statistics at Southeast Missouri

Season	G-GS	Min	Avg	FG-FGA	Pct	3FG-3FGA	Pct	FT-FTA	Pct	Off	Def	Tot	Avg	PF	FO	A	TO	Blk	Stl	Pts	Avg
2022-23																					
Overall																					
Ohio Valley Conference Games Only																					
2022-23																					




# 14

Forward

## NATE JOHNSON

Sr. // 6-9 // 250 // Broward County, Fla. // Seminole State College



### REDHAWK BASKETBALL

**// 2022-23:** Averages 6.1 points and 3.4 rebounds in 28 starts...Finished with three points and one rebound in his first career start at South Florida (11/7)... Played 20 minutes in that game...Had eight points and six rebounds vs. Lyon College (11/12)...Posted a season-best 13 points and seven rebounds vs. William Woods (11/22)...Only Redhawk who started every game...Scored nine points vs. SIU Edwardsville (12/31)...Played a career-high 28 minutes at Little Rock (1/7)...Posted 10 points for his second double-digit scoring game at Morehead State (1/14)...Had a season-high five defensive rebounds vs. Morehead State (2/11)...Finished with 10 points vs. Eastern Illinois (2/16).

#### Johnson's Game-by-Game Statistics

2022-23	FG	3P	FT	O/D	REB	F	PTS	A	TO	B	S	M
at South Florida*	1-3	0-0	1-2	0/1	1	0	3	0	0	0	0	20
Lyon College*	4-6	0-0	0-0	4/2	6	4	8	0	3	1	0	12
at Evansville*	2-4	0-1	0-0	1/3	4	5	4	0	0	0	0	16
at Bradley*	1-2	0-0	0-2	0/0	0	2	2	0	1	0	1	12
William Woods*	5-9	0-0	3-3	3/4	7	2	13	1	2	0	0	18
vs. Boston*	3-7	0-0	1-2	2/3	5	3	7	0	0	0	0	28
vs. UC Davis*	2-3	0-0	0-0	4/3	7	2	4	0	2	1	0	20
at Milwaukee*	0-3	0-0	0-0	0/1	1	2	0	0	1	1	0	8
at Missouri*	3-5	0-0	0-0	2/2	4	2	6	1	1	1	1	14
Purdue Fort Wayne*	3-3	0-0	0-0	0/3	3	3	6	1	0	0	0	17
at Arkansas State*	0-2	0-0	2-4	0/4	4	5	2	1	1	0	0	17
at Iowa*	3-5	0-0	0-0	1/0	1	5	6	1	1	0	0	15
Southern Illinois*	1-2	0-0	0-0	1/1	2	3	2	1	1	1	0	19
at Southern Indiana*	3-4	0-0	2-2	1/1	2	3	8	1	3	2	0	17
SIU Edwardsville*	3-4	0-0	3-6	1/0	1	4	9	1	0	0	0	16
at UT Martin*	3-4	0-0	1-2	1/4	5	1	7	0	0	0	0	21
at Little Rock*	4-6	0-0	0-0	3/4	7	3	8	0	3	1	0	28
Lindenwood*	4-6	0-0	0-2	1/2	3	3	8	2	0	1	1	21
at Morehead State*	5-5	0-0	0-0	0/3	3	4	10	1	0	1	1	21
UT Martin*	3-4	0-0	3-4	4/0	4	3	9	0	2	2	0	22
Tennessee Tech*	4-4	0-0	0-2	2/0	2	4	8	1	1	1	0	23
Tennessee State*	2-3	0-0	2-2	3/0	3	2	6	1	0	0	0	24
at Eastern Illinois*	3-3	0-0	0-0	1/1	2	4	6	2	0	1	2	20
Little Rock*	0-1	0-0	2-2	1/0	1	2	2	0	0	2	0	13
at Tennessee Tech*	3-4	0-0	2-2	2/3	5	4	8	1	2	4	0	22
at Tennessee State*	2-3	0-0	0-1	1/2	3	5	4	0	3	1	0	14
Morehead State*	2-2	0-0	1-2	1/5	6	4	5	0	1	0	1	18
Eastern Illinois*	5-5	0-0	0-0	2/0	2	4	10	0	0	1	0	14
Southern Indiana												
at Lindenwood												
at SIU Edwardsville												
Totals	74-112	0-1	23-40	42/52	94	88	171	16	28	22	7	510

• - Game Started

#### 2022-23 Season-Highs

Points	13
Total Rebounds	7
Offensive	4
Defensive	5
FG Made	5
FG Attempted	9
3-Point FG Made	-
3-Point FG Attempted	1
FT Made	3
FT Attempted	6
Assists	2
Blocks	4
Steals	2
Minutes	28

#### Career-Highs

Points	14
Total Rebounds	7
Offensive	4
Defensive	5
FG Made	7
FG Attempted	10
3-Point FG Made	-
3-Point FG Attempted	1
FT Made	4
FT Attempted	6
Assists	2
Blocks	4
Steals	2
Minutes	28

vs. William Woods (11/22/22)
2x, last at Little Rock (1/7/23)
3x, last vs. UT Martin (1/19/23)
vs. Morehead State (2/11/23)
2x, last at Morehead State (1/14/23)
vs. William Woods (11/22/22)
-
at Evansville (11/16/22)
3x, last vs. UT Martin (1/19/23)
vs. SIU Edwardsville (12/31/22)
2x, last at Eastern Illinois (1/28/23)
at Tennessee Tech (2/4/23)
at Eastern Illinois (1/28/23)
at Little Rock (1/7/23)
-
at Incarnate Word (11/26/21)
2x, last at Little Rock (1/7/23)
3x, last vs. UT Martin (1/19/23)
vs. Morehead State (2/11/23)
at Incarnate Word (11/26/21)
at Eastern Illinois (2/25/21)
-
at Evansville (11/16/22)
at California Baptist (12/21/21)
vs. SIU Edwardsville (12/31/22)
3x, last at Eastern Illinois (1/28/23)
at Tennessee Tech (2/4/23)
2x, last at Eastern Illinois (1/28/23)
at Little Rock (1/7/23)

#### Johnson's Career Statistics at Southeast Missouri

Season	G-GS	Min	Avg	FG-FGA	Pct	3FG-3FGA	Pct	FT-FTA	Pct	Off	Def	Tot	Avg	PF	FO	A	TO	Blk	Stl	Pts	Avg
2020-21	25-0	224	9.0	28-54	.519	0-0	.000	9-22	.409	20	32	52	2.1	33	0	8	17	10	4	65	2.6
2021-22	11-0	111	10.1	24-35	.686	0-0	.000	6-12	.500	8	9	17	1.5	22	0	2	12	4	3	54	4.9
2022-23	28-28	510	18.2	74-112	.661	0-1	.000	23-40	.575	42	52	94	3.4	88	4	16	28	22	7	171	6.1
Totals	64-28	845	13.2	126-201	.627	0-1	.000	38	.74	.514	70	93	163	2.5	143	4	26	57	36	14	290

4.5

#### Ohio Valley Conference Games Only

Season	G-GS	Min	Avg	FG-FGA	Pct	3FG-3FGA	Pct	FT-FTA	Pct	Off	Def	Tot	Avg	PF	FO	A	TO	Blk	Stl	Pts	Avg
2020-21	18-0	149	8.3	21-41	.512	0-0	.000	7-19	.368	11	22	33	1.8	24	0	3	14	7	4	49	2.7
2021-22	1-0	7	7.0	2-2	1.000	0-0	.000	1-2	.500	0	0	0	0.0	3	0	0	0	0	0	5	5.0
2022-23	15-15	294	19.6	46-58	.793	0-0	.000	16-27	.593	24	25	49	3.3	50	1	10	15	17	5	108	7.2
Totals	34-15	450	13.2	69-101	.683	0-0	.000	24-48	.500	35	47	82	2.4	77	1	13	29	24	9	162	4.8



# 2022-23 SOUTHEAST MISSOURI BASKETBALL NOTES

## PLAYER PROFILES



**4** Forward  
**ADAM LARSON**

R-Fr. // 6-9 // 180 // Fennimore, Wis. // Fennimore H.S.



## REDHAWK BASKETBALL

**// 2022-23:** Is averaging 5.7 points and 1.8 rebounds in 26 games and three starts...Scored a career-high 19 points and made five 3-pointers at Arkansas State (12/14), just his second career start...Registered 12 points in his first career start vs. William Woods (11/22)...Dropped in a pair of 3-pointers and added four rebounds in 24 minutes during his first career Division I game at South Florida (11/7)...Finished with eight points in 21 minutes vs. Lyon College (11/12)...Pitched in 12 points and made a season-high three 3-pointers vs. UC Davis (11/27)...Missed two games vs. Purdue Fort Wayne (12/7) and Southern Illinois (12/21) due to illness...Ranks third on the team with 33 three-pointers...Dropped in 11 points and made three 3-pointers vs. Lindenwood (1/12)...Drained three 3-pointers, scored 11 points and had three blocks at Eastern Illinois (1/28)...Followed that up with nine points on three more 3-pointers vs. Little Rock (2/2).

### Larson's Game-by-Game Statistics

2022-23	FG	3P	FT	O/D	REB	F	PTS	A	TO	B	S	M
at South Florida	2-4	2-4	0-0	1/3	4	2	6	0	0	1	0	24
Lyon College	4-9	0-4	0-2	3/1	4	4	8	0	0	0	1	21
at Evansville	2-5	1-4	2-2	0/3	3	3	7	1	0	1	0	24
at Bradley	2-5	1-3	0-0	0/3	3	4	5	0	0	0	0	24
William Woods*	3-5	1-2	5-7	1/2	3	1	12	0	0	1	0	20
vs. Boston	1-2	1-2	0-0	0/0	0	0	3	0	1	0	0	8
vs. UC Davis	4-6	3-4	0-2	0/3	3	2	11	0	0	1	0	18
at Milwaukee	3-6	1-4	0-0	0/1	1	1	7	0	0	0	0	14
at Missouri	1-2	1-2	0-0	0/0	0	1	3	0	0	0	0	11
Purdue Fort Wayne	DNP	-	-	-	-	-	-	-	-	-	-	-
at Arkansas State*	5-8	5-8	4-4	1/1	2	2	19	0	0	0	0	27
at Iowa*	1-6	1-5	2-2	0/4	4	1	5	0	1	0	0	25
Southern Illinois	DNP	-	-	-	-	-	-	-	-	-	-	-
at Southern Indiana	3-6	2-5	0-0	0/1	1	0	8	1	1	0	0	12
SIU Edwardsville	3-4	2-3	0-0	0/0	0	1	8	0	0	0	0	12
at UT Martin	0-2	0-2	0-2	0/0	0	1	0	0	0	0	0	10
at Little Rock	0-3	0-3	0-0	0/0	0	0	0	0	0	0	0	6
Lindenwood	4-5	3-4	0-0	0/1	1	0	11	0	1	1	0	11
at Morehead State	0-3	0-3	0-0	0/0	0	1	0	0	0	0	0	10
UT Martin	0-1	0-1	0-0	0/1	1	1	0	0	1	0	0	14
Tennessee Tech	2-4	1-2	0-0	0/2	2	1	5	0	0	0	0	6
Tennessee State	3-5	2-3	0-0	0/2	2	2	8	0	0	1	0	11
at Eastern Illinois	4-10	3-7	0-0	1/3	4	2	11	1	0	3	1	21
Little Rock	3-7	3-6	0-0	0/1	1	4	9	0	1	1	1	10
at Tennessee Tech	0-1	0-1	0-0	0/2	2	1	0	0	0	0	0	9
at Tennessee State	1-4	0-3	0-0	0/5	5	1	2	0	0	0	0	17
Morehead State	0-0	0-0	0-0	0/0	0	0	0	0	0	0	0	5
Eastern Illinois	0-0	0-0	0-0	0/2	2	0	0	0	1	1	2	9
Southern Indiana												
at Lindenwood												
at SIU Edwardsville												
Totals	52-118	34-90	15-23	7/45	52	36	148	3	7	10	5	379

\* - Game Started

### 2022-23 Season/Career-Highs

Points .....	19	at Arkansas State (12/14/22)
Total Rebounds .....	5	at Tennessee State (2/9/23)
Offensive .....	3	vs. Lyon College (11/12/22)
Defensive .....	5	at Tennessee State (2/9/23)
FG Made .....	5	at Arkansas State (12/14/22)
FG Attempted .....	10	at Eastern Illinois (1/28/23)
3-Point FG Made .....	5	at Arkansas State (12/14/22)
3-Point FG Attempted .....	8	at Arkansas State (12/14/22)
FT Made .....	5	vs. William Woods (11/22/22)
FT Attempted .....	7	vs. William Woods (11/22/22)
Assists .....	1	3x, last at Eastern Illinois (1/28/23)
Blocks .....	3	at Eastern Illinois (1/28/23)
Steals .....	1	3x, last vs. Little Rock (2/2/23)
Minutes .....	27	at Arkansas State (12/14/22)

### Larson's Career Statistics at Southeast Missouri

Overall																	
Season	G-GS	Min	Avg	FG-FGA	Pct	3FG-3FGA	Pct	FT-FTA	Pct	Off	Def	Tot	Avg	PF	FO	A	TO
2021-22	-	Redshirted	-	-	-	-	-	-	-	-	-	-	-	-	-	-	-
2022-23	26-3	379	14.6	51-113	.451	33-85	.388	13-21	.619	7	41	48	1.8	36	0	3	7
Totals	26-3	379	14.6	51-113	.451	33-85	.388	13-21	.619	7	41	48	1.8	36	0	3	7
Ohio Valley Conference Games Only																	
Season	G-GS	Min	Avg	FG-FGA	Pct	3FG-3FGA	Pct	FT-FTA	Pct	Off	Def	Tot	Avg	PF	FO	A	TO
2021-22	-	Redshirted	-	-	-	-	-	-	-	-	-	-	-	-	-	-	-
2022-23	15-0	163	10.9	23-55	.418	16-43	.372	0-2	.000	1	20	21	1.4	15	0	2	5
Totals	15-0	163	10.9	23-55	.418	16-43	.372	0-2	.000	1	20	21	1.4	15	0	2	5





# 15

Forward

## JOSH MITCHELL

So. // 6-8 // 215 // Tupelo, Miss. // Northeast Mississippi CC





REDHAWK BASKETBALL

**// 2022-23:** Saw action in 16 games off the bench...Played two minutes off the bench in his first career game vs. Lyon College (11/12)...Scored his first point at Bradley (11/19)...Turned in a double-double 14 points and 10 rebounds vs. William Woods (11/22)...Had four dunks in that game...Pitched in six points at Milwaukee (11/28).

#### Mitchell's Game-by-Game Statistics

2022-23	FG	3P	FT	O/D	REB	F	PTS	A	TO	B	S	M
at South Florida	DNP	-	-	-	-	-	-	-	-	-	-	-
Lyon College	0-0	0-0	0-0	0/0	0	0	0	0	1	0	0	2
at Evansville	DNP	-	-	-	-	-	-	-	-	-	-	-
at Bradley	0-0	0-0	1-2	0/0	0	0	1	0	1	0	0	1
William Woods	6-8	0-0	2-4	5/5	10	1	14	2	0	1	0	22
vs. Boston	1-1	0-0	0-0	0/0	0	1	2	0	0	0	0	11
vs. UC Davis	0-0	0-0	0-0	0/1	1	0	0	0	0	0	1	6
at Milwaukee	2-4	0-0	2-4	0/2	2	4	6	0	0	2	1	18
at Missouri	DNP	-	-	-	-	-	-	-	-	-	-	-
Purdue Fort Wayne	0-1	0-0	0-0	0/1	1	1	0	0	0	0	0	4
at Arkansas State	DNP	-	-	-	-	-	-	-	-	-	-	-
at Iowa	0-0	0-0	0-0	0/0	0	2	0	0	0	0	0	2
Southern Illinois	DNP	-	-	-	-	-	-	-	-	-	-	-
at Southern Indiana	0-0	0-0	0-0	0/0	0	0	0	0	0	0	0	1
SIU Edwardsville	DNP	-	-	-	-	-	-	-	-	-	-	-
at UT Martin	2-2	0-0	1-2	1/0	1	1	5	0	0	0	0	9
at Little Rock	DNP	-	-	-	-	-	-	-	-	-	-	-
Lindenwood	1-2	0-0	0-0	1/2	3	4	2	0	2	0	0	13
at Morehead State	1-1	0-0	0-0	0/0	0	3	2	0	1	0	0	3
UT Martin	DNP	-	-	-	-	-	-	-	-	-	-	-
Tennessee Tech	1-2	0-0	0-0	0/0	0	0	2	0	1	0	0	2
Tennessee State	DNP	-	-	-	-	-	-	-	-	-	-	-
at Eastern Illinois	DNP	-	-	-	-	-	-	-	-	-	-	-
Little Rock	DNP	-	-	-	-	-	-	-	-	-	-	-
at Tennessee Tech	0-0	0-0	0-0	0/0	0	0	0	0	0	0	0	1
at Tennessee State	0-0	0-0	0-0	0/1	1	1	0	0	1	0	0	3
Morehead State	0-0	0-0	0-0	0/0	0	2	0	0	0	0	0	2
Eastern Illinois	DNP	-	-	-	-	-	-	-	-	-	-	-
Southern Indiana												
at Lindenwood												
at SIU Edwardsville												
<b>Totals</b>	<b>14-21</b>	<b>0-0</b>	<b>6-12</b>	<b>7/12</b>	<b>19</b>	<b>20</b>	<b>34</b>	<b>2</b>	<b>7</b>	<b>3</b>	<b>2</b>	<b>100</b>

• - Game Started

#### 2022-23 Season/Career-Highs

Points .....	14	vs. William Woods (11/22/22)
Total Rebounds .....	10	vs. William Woods (11/22/22)
Offensive .....	5	vs. William Woods (11/22/22)
Defensive .....	5	vs. William Woods (11/22/22)
FG Made .....	6	vs. William Woods (11/22/22)
FG Attempted .....	8	vs. William Woods (11/22/22)
3-Point FG Made .....	-	-
3-Point FG Attempted .....	-	-
FT Made .....	2	2x, last at Milwaukee (11/28/22)
FT Attempted .....	4	2x, last at Milwaukee (11/28/22)
Assists .....	2	vs. William Woods (11/22/22)
Blocks .....	2	at Milwaukee (11/28/22)
Steals .....	1	2x, last at Milwaukee (11/28/22)
Minutes .....	22	vs. William Woods (11/22/22)

#### Mitchell's Career Statistics at Southeast Missouri

Overall																			
Season	G-GS	Min	Avg	FG-FGA	Pct	3FG-3FGA	Pct	FT-FTA	Pct	Off	Def	Tot	Avg	PE	FO	A	TO	Blk	Stl
2022-23	16-0	100	6.3	14-21	.667	0-0	.000	6-12	.500	7	12	19	1.2	20	0	2	7	3	2
Ohio Valley Conference Games Only																			
Season	G-GS	Min	Avg	FG-FGA	Pct	3FG-3FGA	Pct	FT-FTA	Pct	Off	Def	Tot	Avg	PE	FO	A	TO	Blk	Stl
2022-23	8-0	34	4.3	5-7	.714	0-0	.000	1-2	.500	2	3	5	0.6	11	0	0	5	0	0





# 2022-23 SOUTHEAST MISSOURI BASKETBALL NOTES

## PLAYER PROFILES

# 1

Guard

# PHILLIP RUSSELL

So. // 5-10 // 265 // St. Louis, Mo. // Saint Louis University

REDHAWK BASKETBALL

2022-23 Preseason All-Ohio Valley Conference selection.

**// 2022-23:** Leads the OVC with 18.7 points per game...Made a team-high 70 three-pointers in 27 starts...Also tops the team with 141 assists and 39 steals...Notched 11 points and made a huge 3-pointer with 29 seconds left that held up big in the Redhawks season-opening win at South Florida (11/7)...Matched a career-high six 3-pointers and scored a season-high 28 points at UT Martin (1/5)...Scored double figures in 26 of the 27 games he played...Scored 20 or more points 10 times...Tied SEMO's NCAA single-game scoring record twice with 37 points at Morehead State (1/14) and vs. Little Rock (2/2)...Dropped in 30 points and had nine assists vs. Tennessee State (1/26)...Is second in the OVC in assists (5.2 apg)...Named OVC Player of the Week twice (1/16, 2/6)...Missed his only start of the season with an ankle injury vs. UT Martin (1/19)...Dropped in 29 points, including 22 in the second half at Tennessee Tech (2/4).

### 2022-23 Season-Highs

Points .....	37	2x, last vs. Little Rock (2/2/23)
Total Rebounds .....	6	3x, last vs. Tennessee Tech (1/21/23)
Offensive .....	2	3x, last vs. Morehead State (2/11/23)
Defensive .....	6	2x, last vs. Boston (11/26/22)
FG Made .....	11	at Morehead State (1/14/23)
FG Attempted .....	20	3x, last vs. Morehead State (2/11/23)
3-Point FG Made .....	6	at UT Martin (1/5/23)
3-Point FG Attempted .....	13	at UT Martin (1/5/23)
FT Made .....	15	vs. Little Rock (2/2/23)
FT Attempted .....	18	vs. Little Rock (2/2/23)
Assists .....	10	vs. Little Rock (2/2/23)
Blocks .....	1	2x, last vs. Tennessee State (1/26/23)
Steals .....	5	vs. Lyon College (11/12/22)
Minutes .....	45	vs. Tennessee Tech (1/21/23)

### Career-Highs

Points .....	37	at Morehead State (1/14/23)
Total Rebounds .....	10	at SIU Edwardsville (2/7/22)
Offensive .....	3	at California Baptist (12/21/21)
Defensive .....	8	at SIU Edwardsville (2/7/22)
FG Made .....	10	3x, last at Morehead State (1/14/23)
FG Attempted .....	20	4x, last vs. Morehead State (2/11/23)
3-Point FG Made .....	6	at UT Martin (1/5/23)
3-Point FG Attempted .....	13	at UT Martin (1/5/23)
FT Made .....	15	vs. Little Rock (2/2/23)
FT Attempted .....	18	vs. Little Rock (2/2/23)
Assists .....	10	vs. Little Rock (2/2/23)
Blocks .....	1	3x, last vs. Tennessee State (1/26/23)
Steals .....	5	2x, last vs. Lyon College (11/12/22)
Minutes .....	45	vs. Tennessee Tech (1/21/23)

### Russell's Game-by-Game Statistics

2022-23	FG	3P	FT	O/D	REB	F	PTS	A	TO	B	S	M
at South Florida*	3-11	3-9	2-3	1/1	2	4	11	3	2	0	2	26
Lyon College*	9-18	5-12	0-0	0/3	3	1	23	4	2	0	5	25
at Evansville*	3-11	1-6	4-4	0/6	6	3	11	2	6	0	1	28
at Bradley*	3-9	1-4	6-6	2/1	3	5	13	7	3	0	2	31
William Woods*	3-6	1-4	4-4	1/2	3	0	11	8	4	0	0	30
vs. Boston*	6-15	4-9	5-6	0/6	6	3	21	3	0	0	0	27
vs. UC Davis*	5-14	1-5	5-5	0/0	0	5	16	4	3	0	2	35
at Milwaukee*	5-9	1-5	0-2	0/2	2	4	11	3	4	0	1	28
at Missouri*	10-17	5-9	1-2	1/2	3	3	26	7	2	0	2	37
Purdue Fort Wayne*	7-19	2-9	9-10	0/5	5	4	25	6	6	1	2	38
at Arkansas State*	3-8	1-4	6-6	0/2	2	4	13	2	4	0	0	26
at Iowa*	5-14	2-8	0-0	0/3	3	2	12	5	0	0	0	26
Southern Illinois*	5-16	3-8	4-5	1/3	4	2	17	4	4	0	1	39
at Southern Indiana*	1-4	1-2	3-4	0/3	3	5	6	2	2	0	2	23
SIU Edwardsville*	6-15	1-6	6-6	0/0	0	4	19	7	1	0	1	34
at UT Martin*	9-20	6-13	4-6	0/3	3	5	28	4	3	0	4	28
at Little Rock*	5-14	1-7	5-6	0/1	1	1	16	5	2	0	4	36
Lindenwood*	5-9	3-5	3-4	1/0	1	3	16	4	3	0	2	26
at Morehead State*	11-20	5-9	10-11	1/0	1	4	37	6	2	0	1	38
UT Martin	DNP	-	-	-	-	-	-	-	-	-	-	-
Tennessee Tech*	4-16	2-9	3-7	2/4	6	3	13	8	3	0	2	45
Tennessee State*	8-15	4-9	10-11	1/2	3	1	30	9	2	1	1	35
at Eastern Illinois*	4-8	3-7	8-10	1/1	2	5	19	6	3	0	1	27
Little Rock*	9-16	4-9	15-18	2/2	4	4	37	10	4	0	0	37
at Tennessee Tech*	8-19	4-8	9-10	0/2	2	3	29	8	4	0	0	38
at Tennessee State*	2-7	2-5	8-11	1/0	1	5	14	4	6	0	3	23
Morehead State*	7-20	2-6	4-4	2/2	4	4	20	3	2	0	0	36
Eastern Illinois*	3-6	2-5	3-5	0/0	0	3	11	7	4	0	0	37
Southern Indiana												
at Lindenwood												
at SIU Edwardsville												
Totals	149-356	70-192	134-166	17/56	73	90	505	141	81	2	39	859

\* - Game Started

### Russell's Career Statistics at Southeast Missouri

Overall																	
Season	G-GS	Min	Avg	FG-FGA	Pct	3FG-3FGA	Pct	FT-FTA	Pct	Off	Def	Tot	Avg	PF	FO	A	TO
2021-22	30-30	913	30.4	127-303	.419	48-143	.336	99-135	.733	26	50	76	2.5	74	2	95	65
2022-23	27-27	859	31.8	149-356	.419	70-192	.365	137-166	.825	17	56	73	2.7	90	7	141	81
Totals	57-57	1772	31.1	276-659	.419	118-335	.352	236-301	.784	43	106	149	2.6	164	9	236	146
Ohio Valley Conference Games Only																	
Season	G-GS	Min	Avg	FG-FGA	Pct	3FG-3FGA	Pct	FT-FTA	Pct	Off	Def	Tot	Avg	PF	FO	A	TO
2021-22	15-15	476	31.7	63-163	.387	20-75	.267	59-76	.776	11	27	38	2.5	34	1	57	37
2022-23	14-14	463	33.1	82-189	.434	40-100	.400	91-113	.805	11	20	31	2.2	50	5	83	41
Totals	29-29	939	32.4	145-352	.412	60-175	.343	150-189	.794	22	47	69	2.4	84	6	140	78



**3** Guard  
**AQUAN SMART**  
So. // 6-3 // 175 // Evanston, Ill. // Florida International



## REDHAWK BASKETBALL

**// 2022-23:** Started 20 games...Averages 6.6 points...Contributed eight points and three rebounds in first career start at South Florida (11/7)...Made a pair of 3-pointers and added three steals in 18 minutes...Posted seven points, six assists and three steals vs. Lyon College (11/12)...Missed the William Woods (11/22) game due to the flu...Scored 12 points at Milwaukee (11/28) for his first double-digit game as a Redhawk...Missed the Purdue Fort Wayne (12/7) game with a concussion...Started 10-straight contests...Scored eight points in his first career Ohio Valley Conference start at Southern Indiana (12/29)...Dropped in 10 points for his second double-digit game vs. Tennessee Tech (1/21)...Scored a season-high 14 points vs. Tennessee State (1/26)...Also had a season-best six rebounds and four steals in that game...Ranks second on the team with 37 steals...Matched his season-high with 14 points vs. both Morehead State (2/11) and Eastern Illinois (2/16).

### Smart's Game-by-Game Statistics

2022-23	FG	3P	FT	O/D	REB	F	PTS	A	TO	B	S	M
at South Florida*	3-8	2-3	0-0	1/2	3	5	8	2	2	0	3	18
Lyon College*	2-6	0-3	3-4	0/2	2	2	7	6	4	0	3	27
at Evansville*	1-2	0-0	0-0	0/2	2	5	2	1	0	1	1	21
at Bradley*	3-8	1-2	0-0	0/0	0	4	7	0	3	0	1	24
William Woods	DNP	-	-	-	-	-	-	-	-	-	-	-
vs. Boston	2-3	1-1	0-0	1/1	2	1	5	2	2	0	0	17
vs. UC Davis	1-3	0-1	0-0	0/1	1	4	2	2	3	1	2	15
at Milwaukee	3-6	3-4	3-6	0/2	2	3	12	1	2	1	1	28
at Missouri	0-4	0-1	0-0	1/0	1	5	0	1	3	0	0	14
Purdue Fort Wayne	DNP	-	-	-	-	-	-	-	-	-	-	-
at Arkansas State*	2-5	0-1	1-3	0/3	3	4	5	1	2	0	0	31
at Iowa*	2-8	1-2	3-3	1/2	3	1	8	0	4	1	1	26
Southern Illinois*	2-8	1-4	4-6	1/5	6	3	9	4	3	0	3	33
at Southern Indiana*	3-5	1-2	1-4	0/2	2	4	8	2	1	1	2	19
SIU Edwardsville*	1-4	0-2	1-2	0/2	2	4	3	2	1	0	2	19
at UT Martin*	0-2	0-1	2-2	1/1	2	3	2	2	2	0	0	22
at Little Rock	DNP	-	-	-	-	-	-	-	-	-	-	-
Lindenwood	3-5	0-1	0-0	1/2	3	1	6	3	4	0	0	21
at Morehead State*	1-4	1-3	0-0	0/5	5	3	3	2	2	0	3	27
UT Martin*	3-7	0-2	2-2	0/0	0	5	8	1	3	0	1	15
Tennessee Tech*	4-9	1-5	1-2	0/6	6	2	10	1	1	2	0	42
Tennessee State*	4-12	2-5	4-5	2/4	6	3	14	4	2	1	4	33
at Eastern Illinois*	2-7	0-1	4-7	0/2	2	4	8	1	2	0	3	27
Little Rock*	1-3	0-0	0-0	0/7	7	4	2	6	1	1	1	32
at Tennessee Tech*	2-8	0-2	0-0	0/3	3	2	4	2	3	0	4	27
at Tennessee State*	1-4	0-1	1-2	0/1	1	5	3	1	1	0	0	14
Morehead State*	3-9	0-3	8-8	0/4	4	2	14	0	2	0	1	31
Eastern Illinois*	3-9	1-5	7-9	1/5	6	2	14	3	4	0	1	29
Southern Indiana												
at Lindenwood												
at SIU Edwardsville												
Totals	52-149	15-55	45-65	10/64	74	81	164	50	57	9	39	612

• - Game Started

### 2022-23 Season/Career-Highs

Points.....14	3x, last vs. Eastern Illinois (2/16/23)
Total Rebounds.....7	vs. Little Rock (2/2/23)
Offensive.....2	vs. Tennessee State (1/26/23)
Defensive.....7	vs. Little Rock (2/2/23)
FG Made.....4	2x, last vs. Tennessee State (1/26/23)
FG Attempted.....9	3x, last vs. Eastern Illinois (2/16/23)
3-Point FG Made.....3	at Milwaukee (11/28/22)
3-Point FG Attempted.....5	2x, last vs. Eastern Illinois (2/16/23)
FT Made.....8	vs. Morehead State (2/11/23)
FT Attempted.....9	vs. Eastern Illinois (2/16/23)
Assists.....6	2x, last vs. Little Rock (2/2/23)
Blocks.....2	vs. Tennessee Tech (1/21/23)
Steals.....4	2x, last at Tennessee Tech (2/4/23)
Minutes.....42	vs. Tennessee Tech (1/21/23)

### Smart's Career Statistics at Southeast Missouri

Overall																			
Season	G-GS	Min	Avg	FG-FGA	Pct	3FG-3FGA	Pct	FT-FTA	Pct	Off	Def	Tot	Avg	PF	FO	A	TO	Blk	Stl
2022-23	25-20	612	24.5	52-149	.349	15-55	.273	45-65	.692	10	64	74	3.0	81	5	50	57	9	38
Ohio Valley Conference Games Only																			
Season	G-GS	Min	Avg	FG-FGA	Pct	3FG-3FGA	Pct	FT-FTA	Pct	Off	Def	Tot	Avg	PF	FO	A	TO	Blk	Stl
2022-23	14-13	358	25.6	31-88	.352	6-33	.182	31-43	.721	5	44	49	3.5	44	2	30	29	5	22



## 2022-23 SOUTHEAST MISSOURI BASKETBALL NOTES

### GAME SUMMARIES

#### Game 1

### Southeast Missouri 64 South Florida 61

November 7, 2022 • Yuengling Center • Tampa, Fla.



#### TAMPA, Fla.

Chris Harris scored 16 points and Phillip Russell added 11 and

buried a huge pull up 3-pointer with 29 seconds left to lead Southeast Missouri to a 64-61 season-opening win over South Florida.

Russell, after making two free throws 37 seconds earlier, knocked down his decisive three after USF pulled to within two to give SEMO a 63-58 lead, its largest of the night.

Ryan Conwell split two free throws and Tyler Harris scored following two missed free throws by Josh Earley to cut the Redhawks lead to 63-61 with four seconds to go.

After Harris split his two free throws for SEMO, Conwell's 3-point-er at the buzzer missed and SEMO celebrated its third-straight season-opening victory. The Redhawks improved to 3-0 in season-opening games under Head Coach Brad Korn and won three-consecutive season-openers away from home for the first time in program history.

The back-and-forth game featured eight ties and 15 lead changes.

Harris made four field goals, a pair of 3-pointers and hit a near-perfect 6-of-7 free throws to lead SEMO. He also had six rebounds and two assists in 38 minutes.

Russell scored eight of his points in the second half.

#### Game 2

### Lyon College 46 Southeast Missouri 83

November 12, 2022 • Show Me Center • Cape Girardeau, Mo.



#### CAPE

#### GIRARDEAU, MO.

Southeast Missouri defeated Lyon College in its home opener by a score

of 83-46.

SEMO led by point guard Phillip Russell who dropped in 23 points and had four assists.

The Redhawks opened with an 8-0 lead and utilized a 15-0 run to increase their margin to 32-8 with 3:16 remaining in the opening half.

Russell capped the run with back-to-back triples and a lay-up. He led the Redhawks with 15 points at the break, going 6-for-12 including 3-for-8 from beyond the arc.

The Redhawks would then head to the locker room with a 34-13

advantage.

Kobe Clark grabbed 10 rebounds to go with eight points in the initial 20 minutes. He finished with 16 rebounds, eight points, and led the Redhawks in minutes played with 33.

In the second half, the Redhawks were deadly from three, shooting a 45 percent clip (5-11) compared to just 13 percent in the first half.

SEMO opened the second half with a great defensive play from center Nate Johnson. Johnson blocked the shot of Lyon's Nikola Sasaroga, and on the other end scored the first basket of the second half off a Russell assist, to give SEMO a 23-point advantage.

#### Southeast Mo. St. 64 • 1-0,0-0 OVC

#	Player	Total FG-FGA	3-Ptr FG-FGA	FT-FTA	Rebounds Off Def Tot	PF	TP	A	TO	Blk	Stl	Min
24	CLARK, Kobe	4-5	0-1	0-0	4 4 8	3	8	3	3	0	0	30
14	JOHNSON, Nate	1-3	0-0	1-2	0 1 1	0	3	0	0	0	0	20
01	RUSSELL, Phillip	3-11	3-9	2-3	1 1 2	4	11	3	2	0	2	26
03	SMART, Aquan	3-8	2-3	0-0	1 2 3	5	8	2	2	0	3	18
05	HARRIS, Chris	4-16	2-7	6-7	1 5 6	3	16	2	4	0	1	38
04	LARSON, Adam	2-4	2-4	0-0	1 3 4	2	6	0	0	1	0	24
12	GOWINS, Tevin	1-3	1-2	0-0	2 2 4	3	3	0	0	0	0	24
21	EARLEY, Josh	2-6	0-0	5-10	1 7 8	1	9	0	2	1	0	20
	Team				0 3 3							
	Totals	20-56	10-26	14-22	11 28 39	21	64	10	15	2	6	200

FG % 1st Half: 11-30 36.7% 2nd half: 9-26 34.6% Game: 20-56 35.7%  
3FG % 1st Half: 5-12 41.7% 2nd half: 5-14 35.7% Game: 10-26 38.5%  
FT % 1st Half: 3-6 50.0% 2nd half: 11-16 68.8% Game: 14-22 63.6%

Deadball Rebounds 3

#### South Fla. 61 • 0-1,0-0 AAC

#	Player	Total FG-FGA	3-Ptr FG-FGA	FT-FTA	Rebounds Off Def Tot	PF	TP	A	TO	Blk	Stl	Min
01	Selton Miguel	2-6	0-0	0-0	0 4 4	2	4	1	2	0	0	19
23	Keyshawn Bryant	7-11	3-5	2-4	2 3 5	3	19	0	3	1	1	26
54	Russel Tchewa	1-4	0-0	1-4	2 7 9	1	3	1	2	1	0	27
02	Tyler Harris	4-15	0-8	1-2	0 3 3	3	9	1	3	0	2	30
24	Jamir Chaplin	3-5	0-2	0-0	0 6 6	1	6	2	0	0	2	29
00	Ryan Conwell	2-5	1-4	4-6	1 2 3	2	9	0	0	1	0	21
03	DJ Patrick	0-0	0-0	0-0	0 0 0	1	0	1	0	0	0	10
05	Jake Boggs	0-0	0-0	1-2	0 1 1	0	1	0	0	0	0	3
10	Serrel Smith Jr.	0-0	0-0	0-0	0 0 0	1	0	0	0	0	0	2
11	Trey Moss	1-1	0-0	0-0	0 0 0	1	2	0	1	0	1	8
15	Corey Walker Jr.	2-2	0-0	0-1	0 0 0	2	4	1	3	0	0	12
20	Sam Hines Jr.	2-3	0-0	0-0	1 1 2	2	4	1	2	0	0	13
	Team				2 3 5							
	Totals	24-52	4-19	9-19	8 30 38	19	61	8	16	3	6	200

FG % 1st Half: 13-28 46.4% 2nd half: 11-24 45.8% Game: 24-52 46.2%  
3FG % 1st Half: 1-9 11.1% 2nd half: 3-10 30.0% Game: 4-19 21.1%  
FT % 1st Half: 3-7 42.9% 2nd half: 6-12 50.0% Game: 9-19 47.4%

Deadball Rebounds 2

Officials: Nathan Bemis, Shane Land, Bharat Ramnani

Technical fouls: Southeast Mo. St.-None. South Fla.-None.

Attendance: 4046

2022-23 Men's Basketball. Round: 0. South Fla. vs Southeast Mo. St.. Played at

Score by periods	1st	2nd	Total
Southeast Mo. St.	30	34	64
South Fla.	30	31	61

	In Paint	Off T/O	2nd Chance	Fast Break	Bench
Points SEMO	14	12	14	4	18
USF	36	11	7	6	20

#### Lyon 46 • 0-0,0-0 DIII Ind

#	Player	Total FG-FGA	3-Ptr FG-FGA	FT-FTA	Rebounds Off Def Tot	PF	TP	A	TO	Blk	Stl	Min
02	Delvonte McCloud	1-4	0-0	0-0	0 3 3	2	2	1	3	0	0	26
12	John Paul Morgan	1-3	0-0	1-2	0 2 2	0	3	0	1	0	0	15
25	Nikola Sasaroga	4-7	1-2	0-1	0 2 2	1	9	1	2	0	1	24
30	Sando Hill	0-3	0-2	0-0	0 5 3	0	3	0	8	0	0	23
24	Trenton Bell	2-9	2-6	2-2	0 0 0	2	8	1	1	0	0	14
00	Davion Henry	0-1	0-1	0-0	0 0 0	0	0	0	1	0	0	4
01	Israel Palmer	2-6	0-1	4-4	2 0 2	1	8	1	4	0	2	25
03	Donovonn Lewis	2-5	2-5	0-0	0 0 0	0	6	0	0	0	0	9
05	Devan Halford	0-0	0-0	0-1	0 1 1	0	0	0	1	0	0	10
10	John Michael Stastny	0-2	0-0	0-0	2 2 2	2	0	0	1	0	0	7
11	Luke Bridges	1-3	0-0	0-0	0 0 0	0	2	0	0	1	0	11
22	Juwaun Clifton	1-4	1-4	5-5	0 2 2	1	8	0	0	0	0	13
33	Isaac Ragland	0-1	0-1	0-0	0 0 0	0	0	0	0	0	0	10
35	Gavin Brunson	0-0	0-0	0-0	0 2 2	0	0	0	0	0	0	9
	Team				0 0 0							
	Totals	14-48	6-22	12-15	2 19 21	12	46	7	25	1	3	200

FG % 1st Half: 5-24 20.8% 2nd half: 9-24 37.5% Game: 14-48 29.2%  
3FG % 1st Half: 0-8 0.0% 2nd half: 6-14 42.9% Game: 6-22 27.3%  
FT % 1st Half: 3-4 75.0% 2nd half: 9-11 81.8% Game: 12-15 80.0%

Deadball Rebounds 4,2

#### Southeast Mo. St. 83 • 2-0,0-0 OVC

#	Player	Total FG-FGA	3-Ptr FG-FGA	FT-FTA	Rebounds Off Def Tot	PF	TP	A	TO	Blk	Stl	Min
24	CLARK, Kobe	4-7	0-1	0-0	6 10 16	1	8	5	3	2	3	33
14	JOHNSON, Nate	4-6	0-0	0-0	4 2 6	4	8	0	3	1	0	12
01	RUSSELL, Phillip	9-18	5-12	0-0	0 3 3	1	23	4	2	0	5	25
03	SMART, Aquan	2-6	0-3	3-4	0 2 2	2	7	6	4	0	3	27
05	HARRIS, Chris	1-8	1-6	4-5	2 2 4	1	7	1	1	0	2	25
04	LARSON, Adam	4-9	0-4	0-2	3 1 4	4	8	0	0	0	1	21
11	EURSHER, Evan	1-7	1-6	0-0	0 1 1	2	3	1	2	0	0	20
12	GOWINS, Tevin	1-1	1-1	0-0	0 0 0	1	3	0	2	0	0	9
15	MITCHELL, Josh	0-0	0-0	0-0	0 0 0	0	0	0	1	0	0	2
21	EARLEY, Josh	5-7	0-0	1-4	5 7 12	0	11	0	0	1	0	16
35	HANBACK, Mason	2-2	0-0	1-1	0 1 1	1	5	0	1	0	0	10
	Team				0 0 0							
	Totals	33-71	8-33	9-16	20 29 49	17	83	17	19	4	14	200

FG % 1st Half: 14-40 35.0% 2nd half: 19-31 61.3% Game: 33-71 46.5%  
3FG % 1st Half: 3-22 13.6% 2nd half: 5-11 45.5% Game: 8-33 24.2%  
FT % 1st Half: 3-4 75.0% 2nd half: 6-12 50.0% Game: 9-16 56.3%

Deadball Rebounds 4,2

Officials: Tyer Kumpf, Andrew Walton, Alex Manuel

Technical fouls: Lyon-None. Southeast Mo. St.-None.

Attendance: 683

2022-23 Men's Basketball. Round: 0. Southeast Mo. St. vs Lyon. Played at Show

Score by periods	1st	2nd	Total
Lyon	13	33	46
Southeast Mo. St.	34	49	83

	In Paint	Off T/O	2nd Chance	Fast Break	Bench
Points LU	14	16	3	8	24
SEMO	48	30	22	18	30



# Game 3

## Southeast Missouri 67 Evansville 61

November 16, 2022 • Ford Center • Evansville, Ind.



### EVANSVILLE, Ind.

Chris Harris scored 14 points to lead four players in double figures as Southeast Missouri

beat Evansville, 67-61, at the Ford Center.

SEMO won its third-straight game and is undefeated through its first three games of a season for the first time since 1999-2000.

Ahead, 11-9, SEMO went on a 15-3 run to get a double-digit lead.

Adam Larson found Josh Earley for a layup and Harris drove the lane for a layup before Phillip Russell drained a 3-pointer for a quick seven-point swing to ignite the surge. Nate Johnson's basket stretched

SEMO's lead to 26-12 with 6:07 remaining in the first half.

Tevin Gowins' 3-pointer gave the Redhawks their largest lead of the half at 32-17 with a little under three minutes to go before SEMO led, 36-23, at the intermission.

Earley led all SEMO scorers with 11 points in the first half. UE shot just 26.1 percent (6-of-23) from the field and had more free throws (11) than it did field goals made in the game's opening 20 minutes.

The Redhawks withstood an early second-half run by the Purple Aces and finished strong down the stretch to pull away.

# Game 4

## Southeast Missouri 60 Bradley 73

November 19, 2022 • Carver Arena • Peoria, Ill.



### PEORIA, Ill.

Chris Harris, Phillip Russell and Kobe Clark all scored double figures as Southeast Missouri

fell to its first loss of season, 73-60, at Missouri Valley Conference member Bradley.

Harris scored 14 points, Russell added 13 and Clark followed with 10 for the Redhawks.

SEMO put together a strong first half shooting 53.8 percent (14-of-26) from the field but cooled off to shoot only 20 percent (6-of-30) in the game's final 20 minutes.

Tied, 18-18, the Redhawks went on a 9-2 run to take their largest lead of the game. Aquan Smart ignited the surge that ended with a

3-pointer by Harris that put SEMO ahead, 27-20, with 9:33 remaining in the first half.

BU managed to take a one-point lead at the 2:04 mark and later led, 42-36, at the half.

After the Braves stretched their lead to double figures, SEMO continued to chip away and got within four on a pair of Russell free throws. Russell's makes made it a 60-56 contest with 6:16 to go and that was as close as the Redhawks would get.

BU regained a double-digit advantage and did not let its lead dip below 10 for the final 2:42.

### Southeast Mo. St. 67 • 3-0,0-0 OVC

#	Player		Total		3-Ptr	Rebounds					PF	TP	A	TO	Blk	Stl	Min
			FG-FGA	FG-FGA		FT-FTA	Off	Def	Tot								
24	CLARK, Kobe	f	4-9	1-2	4-4	2	4	6	3	13	1	0	0	0	0	31	
14	JOHNSON, Nate	c	2-4	0-1	0-0	1	3	4	5	4	0	0	0	0	0	16	
01	RUSSELL, Phillip	g	3-11	1-6	4-4	0	6	6	3	11	2	6	0	1	28		
03	SMART, Aquan	g	1-2	0-0	0-0	0	2	2	5	2	1	0	1	1	21		
05	HARRIS, Chris	g	5-11	2-4	2-2	1	5	6	2	14	3	6	0	1	33		
04	LARSON, Adam	g	2-5	1-4	2-2	0	3	3	3	7	1	0	0	0	0	24	
11	EURSHER, Evan	g	0-0	0-0	0-0	0	0	0	0	0	0	0	0	0	0	5	
12	GOWINS, Tevin	g	1-1	1-1	0-0	0	1	1	2	3	0	0	0	0	0	20	
21	EARLEY, Josh	g	5-12	0-0	3-4	0	4	4	1	13	0	0	0	0	0	22	
Team						3	3	6					2				
Totals			23-55	6-18	15-16	7	31	38	24	67	8	14	1	3	200		

FG % 1st Half: 15-32 46.9% 2nd half: 8-23 34.8% Game: 23-55 41.8% Deadball Rebounds 0,1  
3FG % 1st Half: 3-11 27.3% 2nd half: 3-7 42.9% Game: 6-18 33.3%  
FT % 1st Half: 3-4 75.0% 2nd half: 12-12 100.0% Game: 15-16 93.8%

### Evansville 61 • 1-2,0-0 MVC

#	Player		Total		3-Ptr		Rebounds			PF	TP	A	TO	Blk	Stl	Min
			FG-FGA	FG-FGA	FT-FTA	Off	Def	Tot								
10	Yacine Toumi	f	5-10	0-1	3-7	4	3	7	2	13	1	1	0	0	31	
22	Sekou Kalle	f	2-5	0-0	2-4	6	6	12	4	6	0	2	1	1	29	
00	Gage Bobe	g	2-9	0-5	1-2	1	2	3	0	5	0	1	0	2	23	
04	Marvin Coleman	g	1-8	0-2	4-6	2	10	12	4	6	2	2	0	1	37	
20	Kenny Strawbridge	g	7-17	1-5	7-10	1	1	2	4	22	0	3	0	1	29	
01	Antoine Smith Jr.		1-5	0-4	0-0	1	0	1	2	2	0	1	1	1	18	
13	Blaise Beauchamp		2-8	2-5	0-0	0	1	1	1	6	0	0	0	0	21	
21	Gabe Spinelli		0-0	0-0	1-2	0	0	0	0	1	1	1	0	0	6	
24	Preston Phillips		0-0	0-0	0-0	1	0	1	2	0	0	1	0	0	6	
Team						2	3	5								
Totals			20-62	3-22	18-31	18	26	44	19	61	4	12	2	6	200	

FG % 1st Half: 6-23 26.1% 2nd half: 14-39 35.9% Game: 20-62 32.3% Deadball Rebounds 5  
3FG % 1st Half: 0-7 0.0% 2nd half: 3-15 20.0% Game: 3-22 13.6%  
FT % 1st Half: 11-18 61.1% 2nd half: 7-13 53.8% Game: 18-31 58.1%

Officials: Amy Bonner, Bret Smith, Gary Maxwell  
Technical fouls: Southeast Mo. St.-RUSSELL, Phillip; HARRIS, Chris.

Evansville-None.

Attendance: 3756

2022-23 Men's Basketball. Round: 0. Evansville vs Southeast Mo. St.. Played at

Score by periods	1st	2nd	Total
Southeast Mo. St.	36	31	67
Evansville	23	38	61

Points	In	Off	2nd	Fast	Bench
SEMO	24	10	8	15	23
Evans	34	11	15	16	9

### Southeast Mo. St. 60 • 3-1,0-0 OVC

#	Player		Total		3-Ptr	FT-FTA	Rebounds			PF	TP	A	TO	Blk	Stl	Min
			FG-FGA	FG-FGA	Off		Def	Tot								
24	CLARK, Kobe	f	4-9	2-4	0-0	2	7	9	4	10	2	0	1	3	38	
14	JOHNSON, Nate	c	1-2	0-0	0-2	0	0	0	2	2	0	1	0	1	12	
01	RUSSELL, Phillip	g	3-9	1-4	6-6	2	1	3	5	13	7	3	0	2	31	
03	SMART, Aquan	g	3-8	1-2	0-0	0	0	0	4	7	0	3	0	1	24	
05	HARRIS, Chris	g	4-15	3-8	3-4	0	5	5	1	14	2	1	0	1	38	
04	LARSON, Adam	g	2-5	1-3	0-0	0	3	3	4	5	0	0	0	0	24	
12	GOWINS, Tevin	g	0-0	0-0	0-0	0	0	0	1	0	0	0	0	0	8	
15	MITCHELL, Josh	g	0-0	0-0	1-2	0	0	0	0	1	0	1	0	0	1	
21	EARLEY, Josh	g	3-8	0-0	2-2	2	4	6	0	8	0	0	0	0	24	
Team			4		1	5						2				
Totals			20-56	8-21	12-16	10	21	31	21	60	11	11	1	8	200	

FG % 1st Half: 14-26 53.8% 2nd half: 6-30 20.0% Game: 20-56 35.7% Deadball Rebounds 2  
3FG % 1st Half: 7-11 63.6% 2nd half: 1-10 10.0% Game: 8-21 38.1%  
FT % 1st Half: 1-2 50.0% 2nd half: 11-14 78.6% Game: 12-16 75.0%

### Bradley 73 • 3-1,0-0 MVC

#	Player		Total		3-Ptr	Rebounds					PF	TP	A	TO	Blk	Stl	Min
			FG-FGA	FG-FGA	FT-FTA	Off	Def	Tot									
14	Malevy Leons	f	5-8	3-5	2-2	3	6	9	2	15	1	5	4	0	37		
22	Ja'Shon Henry	f	4-8	0-0	3-10	3	3	6	3	11	0	1	0	0	25		
35	Darius Hannah	f	3-5	0-0	0-0	2	2	4	2	6	3	0	6	0	28		
21	Duke Deen	g	4-8	2-5	2-3	1	5	6	2	12	5	1	0	3	31		
23	Ville Tahvanainen	g	7-16	1-9	0-0	1	3	4	2	15	1	3	0	1	33		
01	James "Pop" Weathers	g	2-4	0-2	6-7	1	2	3	1	10	0	1	0	2	23		
05	Christian Davis	g	1-2	0-1	0-0	0	1	1	1	2	0	0	0	0	11		
34	Connor Linke	g	1-3	0-0	0-0	0	2	2	4	2	1	0	0	0	12		
Team						0	4	4				2					
Totals			27-54	6-22	13-22	11	28	39	17	73	11	13	10	6	200		

FG % 1st Half: 17-30 56.7% 2nd half: 10-24 41.7% Game: 27-54 50.0% Deadball Rebounds 4  
3FG % 1st Half: 5-13 38.5% 2nd half: 1-9 11.1% Game: 6-22 27.3%  
FT % 1st Half: 3-7 42.9% 2nd half: 10-15 66.7% Game: 13-22 59.1%

Officials: Steve Honacki, Roland Simmons, Gene Grimshaw  
Technical fouls: Southeast Mo. St.-RUSSELL, Phillip; Bradley-None.

Attendance: 4826

2022-23 Men's Basketball. Round: 0. Bradley vs Southeast Mo. St.. Played at Ca

Score by periods	1st	2nd	Total
Southeast Mo. St.	36	24	60
Bradley	42	31	73

Points	In	Off	2nd	Fast	Bench
SEMO	14	11	8	3	14
BRAD	40	12	14	15	14





## 2022-23 SOUTHEAST MISSOURI BASKETBALL NOTES

### GAME SUMMARIES

Game  
5

### William Woods 49 Southeast Missouri 87

November 22, 2022 • Show Me Center • Cape Girardeau, Mo.



#### CAPE GIRARDEAU, Mo.

Josh Mitchell had a double-double 14 points and 10 rebounds and

Southeast Missouri established a new season-high in points during an 87-49 win over William Woods.

SEMO led from start to finish in a dominating effort en route to picking up its second home win of the season. The Redhawk scored over 80 points for the second time this year.

Ahead, 8-4, the Redhawks put together a 16-2 run to stretch its lead to 18. Adam Larson, in his first career start, had three points, while four others including Mitchell, Kobe Clark, Tevin Gowins and Chris

Harris also scored. Harris buried a 3-pointer to end the surge giving SEMO a 24-6 advantage with 11:02 left to play in the first half.

SEMO continued its balanced scoring and pushed its lead over 20 on a Clark layup. Nate Johnson's two free throws later gave the Redhawks a commanding 49-21 lead at the half.

SEMO kept pouring it on in the second half and built its largest lead to 38 on a Tevin Gowins layup with 30 second remaining.

Mitchell shot 6-of-8 from the field and 2-of-4 at the free throw line. He also had four dunks in his first double-double at SEMO.

Game  
6

### Boston 52 Southeast Missouri 63

November 26, 2022 • Klotsche Center • Milwaukee, Wis.



#### MILWAUKEE, Wis.

Phillip Russell scored a game-high 21 points to lead Southeast Missouri to a 63-52 win over

Boston University in the opening game of the Cream City Classic.

SEMO, which did not have a field goal in the final 3:54 of the contest, made seven free throws in the last 1:08 to seal the victory.

After Jonas Harper's layup narrowed the Redhawks lead to 56-52, Chris Harris hit two free throws at the 1:08 mark to make it a two-possession game.

BU missed a 3-pointer on its ensuing possession and Russell was then fouled. He went to the line and knocked down both of his free

throws to push SEMO's lead to 60-52 with 42 seconds on the clock.

Harris split two free throws before Dylan Branson followed with a pair of free throws of his own to put the Redhawks fifth victory on ice.

Russell shot 6-of-15 from the field, made four 3-pointers and hit a near-perfect 5-of-5 free throws en route to the eighth 20-point game of his career. He also dished out six assists.

Harris followed with 12 points and added five free throws and seven rebounds, while Kobe Clark led the Redhawks with 12 boards, his third double-digit rebound game of 2022-23.

SEMO outrebounded BU, 43-32, and held a +5 advantage (16-11) at the charity stripe.

#### William Woods 49 • 0-2

#	Player		Total		3-Ptr	Rebounds					PF	TP	A	TO	Blk	Stl	Min
			FG-FA	FG-FGA	FT-FTA	Off	Def	Tot									
00	Vyson Miller	g	1-6	0-5	0-0	0	3	3	4	2	6	1	0	3	24		
04	Abdullh Diaby		2-2	0-0	0-0	1	4	5	3	4	0	1	0	0	13		
10	Jared Crutcher		4-12	0-1	1-2	1	3	4	3	9	1	1	3	1	31		
11	Dylan Pitt	g	1-6	1-5	0-2	0	2	2	2	3	3	2	0	0	30		
25	Kevin Yang	g	3-11	0-1	1-2	1	2	3	1	7	0	3	0	0	25		
05	Clayton Ebers		0-3	0-3	0-0	0	1	1	1	0	0	2	0	0	17		
21	William Gibson		4-5	1-1	2-2	0	1	1	2	11	0	0	1	0	24		
32	Tahki Chievious		5-12	3-6	0-0	1	0	1	2	13	1	5	0	2	29		
32	Mahmadou Ngoucheme		0-0	0-0	0-2	0	0	0	2	0	0	0	0	0	6		
33	Karter Koenig		0-0	0-0	0-0	0	0	0	0	0	0	0	0	0	1		
Team						0	0	0					2				
Totals			20-57	5-22	4-10	4	16	20	20	49	11	17	4	6	200		

FG % 1st Half: 8-33 24.2% 2nd half: 12-24 50.0% Game: 20-57 35.1% Deadball Rebounds 7,3  
3FG % 1st Half: 4-16 25.0% 2nd half: 1-6 16.7% Game: 5-22 22.7%  
FT % 1st Half: 1-4 25.0% 2nd half: 3-6 50.0% Game: 4-10 40.0%

#### Southeast Mo. St. 87 • 4-1,0-0 OVC

#	Player		Total		3-Ptr	Rebounds					PF	TP	A	TO	Blk	Stl	Min
			FG-FA	FG-FGA	FT-FTA	Off	Def	Tot									
04	LARSON, Adam	f	3-5	1-2	5-7	1	2	3	1	12	0	0	1	0		20	
24	CLARK, Kobe	c	4-12	0-3	1-2	6	8	14	0	9	0	1	1	1		28	
14	JOHNSON, Nate	c	5-9	0-0	3-3	3	4	7	2	13	1	2	0	0		18	
01	RUSSELL, Phillip	g	3-6	1-4	4-4	1	2	3	0	11	8	4	0	0		30	
05	HARRIS, Chris	g	2-9	1-6	3-5	0	2	2	0	8	3	1	0	1		27	
11	EURSHER, Evan		2-3	0-1	2-2	0	2	2	1	6	0	1	0	2		15	
12	GOWINS, Tevin		3-6	1-1	0-0	1	0	1	2	7	2	1	0	2		21	
15	MITCHELL, Josh		6-8	0-0	2-4	5	5	10	1	14	2	0	1	0		22	
33	BRANSON, Dylan		3-6	1-3	0-0	1	6	7	3	7	4	1	1	0		19	
Team						0	0	0									
Totals			31-64	5-20	20-27	18	31	49	10	87	20	11	4	6		200	

FG % 1st Half: 16-34 47.1% 2nd half: 15-30 50.0% Game: 31-64 48.4% Deadball Rebounds 3,1  
3FG % 1st Half: 4-13 30.8% 2nd half: 1-7 14.3% Game: 5-20 25.0%  
FT % 1st Half: 13-16 81.3% 2nd half: 7-11 63.6% Game: 20-27 74.1%

Officials: Chance Wallesen, Tariq Lucas, Shane Staggs  
Technical fouls: William Woods-None. Southeast Mo. St.-BRANSON, Dylan.  
Attendance: 784  
2022-23 Men's Basketball. Round: 0. Southeast Mo. St. vs William Woods. Played

Score by periods	1st	2nd	Total
William Woods	21	28	49
Southeast Mo. St.	49	38	87

	In	Off	2nd	Fast	Bench
Points WW	28	16	5	8	24
SEMO	52	20	23	11	34

#### Boston U. 52 • 4-2,0-0 Patriot

#	Player		Total		3-Ptr	Rebounds					PF	TP	A	TO	Blk	Stl	Min
			FG-FGA	FG-FGA	FT-FTA	Off	Def	Tot									
05	Walter Whyte	f	1-15	0-8	0-0	3	3	6	1	2	1	2	1	2	1	1	33
25	Nevin Zink	f	3-6	0-0	4-4	2	5	7	3	10	2	1	0	0	0	23	
35	Fletcher Tynen	r	2-6	1-3	0-0	0	6	6	2	5	2	1	0	0	0	31	
00	Ethan Brittain-Watts	g	2-6	2-4	2-2	0	2	2	3	8	1	1	0	0	0	24	
15	Jonas Harper	g	6-10	1-4	2-2	0	1	1	3	15	2	0	0	1	31		
02	Caelan Jones		0-2	0-1	0-0	0	0	0	0	0	0	0	0	0	0	2	
04	Malcolm Chimezie		1-1	0-0	1-2	0	1	1	0	3	1	0	0	1	1	13	
13	Daman Tate		1-3	1-1	0-0	1	0	1	4	3	0	1	0	0	1	11	
22	Anthony Morales		1-3	0-2	0-0	0	2	2	3	2	0	1	0	1	1	12	
24	Miles Brewster		1-3	0-1	0-0	0	1	1	0	2	2	0	1	1	1	16	
41	Otto Landrum		0-2	0-0	2-2	0	0	0	0	2	0	0	1	0	4		
Team								1	4	5							

FG % 1st Half: 6-28 21.4% 2nd half: 12-29 41.4% Game: 18-57 31.6% Deadball Rebounds 1  
3FG % 1st Half: 2-12 16.7% 2nd half: 3-12 25.0% Game: 5-24 20.8%  
FT % 1st Half: 4-4 100.0% 2nd half: 7-8 87.5% Game: 11-12 91.7%

#### Southeast Mo. St. 63 • 5-1,0-0 OVC

#	Player		Total		3-Ptr	Rebounds					PF	TP	A	TO	Blk	Stl	Min
			FG-FTA	FG-FGA	FT-FTA	Off	Def	Tot									
24	CLARK, Kobe	f	0-2	0-1	0-0	3	9	12	4	0	2	3	5	2	2	27	
14	JOHNSON, Nate	c	3-7	0-0	1-2	2	3	5	3	7	0	0	0	0	0	28	
01	RUSSELL, Phillip	g	6-15	4-9	5-6	0	6	6	3	21	3	0	0	0	0	27	
05	HARRIS, Chris	g	3-12	1-4	5-7	1	6	7	1	12	2	4	1	0	0	30	
03	BRANSON, Dylan	g	2-5	1-3	2-2	1	2	3	2	7	3	2	0	0	0	25	
00	BARNES, Israel	g	1-6	1-3	3-4	1	3	4	1	6	0	0	0	0	0	27	
03	SMART, Aquan	g	2-3	1-1	0-0	1	1	2	1	5	2	2	0	0	0	17	
04	LARSON, Adam	g	1-2	1-2	0-0	0	0	0	0	3	0	1	0	0	0	8	
15	MITCHELL, Josh	g	1-1	0-0	0-0	0	0	0	1	2	0	0	0	0	0	11	
Team						2		2	4								
Totals			19-53	9-23	16-21	11	32	43	16	63	12	12	6	2	2	200	

FG % 1st Half: 10-29 34.5% 2nd half: 9-24 37.5% Game: 19-53 35.8% Deadball Rebounds 3  
3FG % 1st Half: 5-13 38.5% 2nd half: 4-10 40.0% Game: 9-23 39.1%  
FT % 1st Half: 3-4 75.0% 2nd half: 13-17 76.5% Game: 16-21 76.2%

Officials: Jason Mirabito, Bryant Berry, Bobby Dow  
Technical fouls: Boston U.-None. Southeast Mo. St.-None.  
Attendance: 784  
2022-23 Men's Basketball. Round: 0. Boston U. vs Southeast Mo. St.. Played at

Score by periods	1st	2nd	Total
Boston U.	18	34	52
Southeast Mo. St.	28	35	63

	In	Off	2nd	Fast	Bench
Points BU	24	14	8	13	12
SEMO	14	14	15	5	16



# Game 7

## Southeast Missouri 71 UC Davis 73

November 27, 2022 • Klotsche Center • Milwaukee, Wis.



### MILWAUKEE, Wis.

Southeast Missouri put together a ferocious comeback in

the final four-and-a-half minutes but came up short in a close 73-71 loss to UC Davis at the Cream City Classic.

Down, 64-54, with 4:25 to go, SEMO pulled to within a point (71-70) on a pair of free throws by Chris Harris with four seconds remaining.

UC Davis stretched its lead to 73-70 on two free throws by Elijah Pepper before Harris was fouled from behind the 3-point arc with one second on the clock.

Harris, needing to make all three free throws to tie the game, made

one of his three attempts and the Aggies escaped.

SEMO wiped out a double-digit deficit in the last 6:28 of the first half.

Phillip Russell and Harris led SEMO with 16 points each, while Dylan Branson followed with 12 and Adam Larson pitched in 11. Branson finished with eight rebounds, as well.

The Redhawks scored 21 points off 23 UC Davis turnovers and shot 40.7 percent (24-of-59) from the field. SEMO made 11-of-13 free throws in the second half with its only two misses coming in the final second.

# Game 8

## Southeast Missouri 68 Milwaukee 84

November 28, 2022 • Klotsche Center • Milwaukee, Wis.



### MILWAUKEE, Wis.

Israel Barnes scored 22 points as Southeast Missouri

dropped its final game of the Cream City Classic, 84-68, to tournament host Milwaukee.

MKE won the four-team event with a 3-0 record.

Barnes gave SEMO a nice boost off the bench, particularly in the first half. He entered the game and scored 11-straight points to grab the Redhawks an 18-13 lead with 10:27 left.

However, SEMO fell into a big hole right after that when the Panthers answered with 18-consecutive points and a 21-1 run to take

a 34-19 advantage. The Redhawks lone point during that time was a free throw by Josh Mitchell which snapped his team's 4:53 scoreless drought.

Barnes scored 13 points, including nine from 3-point range, in the first half alone.

SEMO managed to cut MKE's lead to 68-60 on a pair of free throws by Barnes with 5:53 to go, but that was as close as the Redhawks could get.

Barnes shot 7-of-14 from the field, 4-of-8 from downtown and a perfect 4-of-4 at the free throw line in 21 minutes of action. It was the first time he scored double figures in his career.

### Southeast Mo. St. 71 • 5-2,0-0 OVC

#	Player		Total	3-Ptr	Rebounds			PF	TP	A	TO	Blk	Stl	Min	
			FG-FGA	FG-FGA	FT-FTA	Off	Def								Tot
24	CLARK, Kobe	f	3-10	2-3	0-0	1	2	3	4	8	2	2	1	2	31
14	JOHNSON, Nate	c	2-3	0-0	0-0	4	3	7	2	4	0	2	1	0	20
01	RUSSELL, Phillip		5-14	1-5	5-5	0	0	0	5	16	4	3	0	2	35
05	HARRIS, Chris		4-11	1-3	7-10	1	6	7	1	16	3	5	0	3	30
33	BRANSON, Dylan	g	4-8	0-2	4-4	0	8	8	3	12	1	1	1	1	27
00	BARNES, Israel		1-4	0-1	0-0	0	0	0	0	2	2	1	0	2	18
03	SMART, Aquan		1-3	0-1	0-0	0	1	1	4	2	2	3	1	3	15
04	LARSON, Adam		4-6	3-4	0-2	0	3	3	2	11	0	0	1	0	18
15	MITCHELL, Josh		0-0	0-0	0-0	0	1	1	0	0	0	0	0	1	6
	Team					0	2	2							
Totals			24-59	7-19	16-21	6	26	32	21	71	14	17	5	14	200

FG % 1st Half: 12-30 40.0% 2nd half: 12-29 41.4% Game: 24-59 40.7%  
3FG % 1st Half: 3-10 30.0% 2nd half: 4-9 44.4% Game: 7-19 36.8%  
FT % 1st Half: 5-8 62.5% 2nd half: 11-13 84.6% Game: 16-21 76.2%

Deadball  
Rebounds  
3

### UC Davis 73 • 5-2,0-0 Big West

#	Player		Total		3-Ptr		Rebounds			PF	TP	A	TO	Blk	Stl	Min
			FG-FGA	FG-FGA	FT-FTA	Off	Def	Tot								
04	Christian Anigwe	f	1-2	0-0	1-2	0	3	3	5	3	3	1	0	0	0	12
02	Ty Johnson	g	3-6	0-1	0-5	1	7	8	3	6	4	3	0	0	0	25
05	Robby Beasley	g	3-9	1-3	1-2	0	4	4	3	8	2	2	0	0	0	30
24	Ade Adebayo	g	5-6	0-0	3-6	2	1	3	4	13	1	0	0	2	2	28
40	Elijah Pepper	g	10-20	4-8	6-7	1	4	5	1	30	2	5	1	2	3	34
00	Kane Milling		3-8	3-8	0-0	0	1	1	2	9	0	3	0	0	0	24
10	Leo DeBruhl		0-2	0-0	0-1	0	1	1	2	0	1	1	0	0	0	14
20	Niko Rocak		1-2	0-0	0-0	1	7	8	1	2	0	1	1	0	0	16
22	Sione Lose		1-2	0-1	0-1	4	2	6	2	2	0	3	0	2	1	17
	Team					3	0	3								
Totals			27-57	8-21	11-24	12	30	42	23	73	13	21	2	6	2	200

FG % 1st Half: 11-27 40.7% 2nd half: 16-30 53.3% Game: 27-57 47.4%  
3FG % 1st Half: 5-12 41.7% 2nd half: 3-9 33.3% Game: 8-21 38.1%  
FT % 1st Half: 5-10 50.0% 2nd half: 6-14 42.9% Game: 11-24 45.8%

Deadball  
Rebounds  
5,1

Officials: David Gawrish, Jeff Lewis, Peter Juzenas

Technical fouls: Southeast Mo. St.-RUSSELL, Phillip; SMART, Aquan; HARRIS, Chris. UC Davis-None.

Attendance:

2022-23 Men's Basketball. Round: 0. Southeast Mo. St. vs UC Davis. Played at U

Score by periods	1st	2nd	Total
Southeast Mo. St.	32	39	71
UC Davis	32	41	73

Points	In	Off	2nd	Fast	Bench
SEMO	32	17	2	22	15
UCD	34	15	11	16	13

### Southeast Mo. St. 68 • 5-3,0-0 OVC

#	Player		Total	3-Ptr	Rebounds			PF	TP	A	TO	Blk	Stl	Min	
			FG-FGA	FG-FGA	FT-FTA	Off	Def								Tot
24	CLARK, Kobe	f	1-6	0-3	2-2	3	5	8	4	4	8	1	2	5	36
14	JOHNSON, Nate	c	0-3	0-0	0-0	0	1	1	2	0	0	1	1	0	8
01	RUSSELL, Phillip		5-9	1-5	0-2	0	2	2	4	11	3	4	0	1	28
05	HARRIS, Chris		1-11	1-7	3-3	0	1	1	1	6	3	2	0	0	29
33	BRANSON, Dylan	g	0-2	0-2	0-0	0	1	1	1	0	0	3	0	0	12
00	BARNES, Israel		7-14	4-8	4-4	2	3	5	5	22	0	1	0	0	22
03	SMART, Aquan		3-6	3-4	3-6	0	2	2	3	12	1	2	1	1	28
04	LARSON, Adam		3-6	1-4	0-0	0	1	1	1	7	0	0	0	0	14
12	GOWINS, Tevin		0-1	0-1	0-0	1	1	2	0	0	0	1	0	1	5
15	MITCHELL, Josh		2-4	0-0	2-4	0	2	2	4	6	0	0	2	1	18
Team						3	0	3				1			

FG % 1st Half: 11-30 36.7% 2nd half: 11-32 34.4% Game: 22-62 35.5%  
3FG % 1st Half: 6-16 37.5% 2nd half: 4-18 22.2% Game: 10-34 29.4%  
FT % 1st Half: 3-6 50.0% 2nd half: 11-15 73.3% Game: 14-21 66.7%

Deadball  
Rebounds  
5

### Milwaukee 84 • 5-3,0-0 Horizon

#	Player		Total	3-Ptr	Rebounds							PF	TP	A	TO	Blk	Stl	Min
			FG-FGA	FG-FGA	FT-FTA	Off	Def	Tot										
23	Ahmad Rand	f	4-6	0-0	0-0	2	4	6	2	8	0	0	4	1	24			
01	Markeith Browning II	g	3-4	1-1	5-6	0	5	5	3	12	1	7	2	1	28			
10	BJ Freeman	g	8-18	2-9	5-7	1	7	8	3	23	3	3	0	1	32			
12	Kentrell Pullian	g	3-8	0-1	0-0	1	1	2	4	6	2	1	0	2	24			
25	Justin Thomas	g	4-7	2-2	9-11	3	10	13	2	19	4	3	0	3	31			
00	Brian Taylor		0-0	0-0	0-0	0	0	0	0	0	0	0	0	0	1			
02	Elijah Jamison		3-3	1-1	4-5	0	1	2	2	11	0	1	0	0	17			
05	Angelo Stuart		0-1	0-0	0-0	0	0	0	1	0	1	1	0	0	15			
11	Vin Baker Jr.		0-0	0-0	0-0	0	0	0	1	0	0	2	0	0	3			
20	Vincent Miszkiewicz		0-0	0-0	0-0	0	0	0	0	0	0	0	0	0	1			
24	Jalen Johnson		1-3	0-0	1-2	1	2	3	1	3	2	1	1	0	9			
33	Moses Bol		0-0	0-0	0-0	0	1	1	3	0	0	2	1	0	4			
35	Keon Edwards		0-1	0-1	2-2	0	1	1	0	2	2	0	0	1	11			
Team						3	1	4										
Totals			26-51	6-15	26-33	11	33	44	22	84	15	22	8	9	200			

FG % 1st Half: 17-27 63.0% 2nd half: 9-24 37.5% Game: 26-51 51.0%  
3FG % 1st Half: 5-11 45.5% 2nd half: 1-4 25.0% Game: 6-15 40.0%  
FT % 1st Half: 7-12 58.3% 2nd half: 19-21 90.5% Game: 26-33 78.8%

Deadball  
Rebounds  
2

Officials: James Curran, Tony Bache Meeks, Edwin Young

Technical fouls: Southeast Mo. St.-RUSSELL, Phillip. Milwaukee-Markeith

Browning II.

Attendance: 1183

2022-23 Men's Basketball. Round: 0. Milwaukee vs Southeast Mo. St.. Played at

Score by periods	1st	2nd	Total
Southeast Mo. St.	31	37	68
Milwaukee	46	38	84

Points	In	Off	2nd	Fast	Bench
SEMO	18	17	9	9	47
MKE	40	20	4	24	16



## 2022-23 SOUTHEAST MISSOURI BASKETBALL NOTES

### GAME SUMMARIES

Game  
9

#### Southeast Missouri 89 Missouri 96

December 4, 2022 • Mizzou Arena • Columbia, Mo.



##### COLUMBIA, Mo.

Phillip Russell scored a game and season-high 26 points and

Israel Barnes added 21 points as Southeast Missouri gave Missouri all it could handle in a 96-89 loss at Mizzou Arena.

The Redhawks were down 19 (82-63) with 8:33 left to play, but never let up.

SEMO outscored Mizzou, 24-11, over the next seven-and-a-half minutes to get within six. Israel Barnes made a pair of 3-pointers with his second narrowing the Tigers lead to 93-87 at the 1:08 mark.

Russell's jump shot trimmed Mizzou's lead to six again (95-89) with 39 seconds on the clock and that

was as close as the Redhawks could get.

SEMO trailed, 34-20, with just under seven minutes to play in the first half before going on a 20-5 run to take the lead.

Kobe Clark's 3-pointer made it a one-possession game and Josh Earley scored to get SEMO within one. Russell then stole the ball and made a fast break layup to put the Redhawks ahead, 40-39, with 2:08 to play.

Mizzou answered by scoring the final 11 points to grab a 50-40 halftime lead.

Russell, one of three Redhawks in double figures, shot 10-of-17 from the field and 5-of-9 from 3-point land.

Game  
10

#### Purdue Fort Wayne 89 Southeast Missouri 68

December 7, 2022 • Show Me Center • Cape Girardeau, Mo.



##### CAPE GIRARDEAU, Mo.

Phillip Russell scored 25 points and Israel Barnes added 23, but it wasn't

enough as Purdue Fort Wayne defeated Southeast Missouri, 86-66, at the Show Me Center.

SEMO started strong out of the gate scoring the first nine points of the contest.

Russell got the Redhawks going with back-to-back jumpers and Ohio Valley Conference Player and Newcomer of the Week Barnes followed with five points, including a 3-pointer to put the Redhawks ahead, 9-0, less than three minutes in.

After Russell's two free throws gave SEMO a 25-24 edge with 6:01 remaining, PFW countered with a 12-2 run to build a double-digit lead.

Quinton Morton-Robertson and Jarred Godfrey each knocked down a 3-pointer with Godfrey's make putting the Mastodons ahead, 37-26, at the 2:20 mark.

Godfrey went to the free throw line and made two shots to give PFW a 41-29 lead at the half.

It was a two-possession game in the second half when PFW went on a 12-0 run to stretch its margin to 54-38.

PFW didn't let its lead drop below 17 points the rest of the way.

##### Southeast Mo. St. 89 • 5-4,0-0 OVC

#	Player	Total		3-Ptr	FT-FTA	Rebounds			PF	TP	A	TO	Blk	Stl	Min
		FG	FGA			Off	Def	Tot							
24	CLARK, Kobe	3	8	2	4	1	6	7	4	8	3	2	1	1	32
14	JOHNSON, Nate	3	5	0	0	2	2	4	2	6	1	1	1	1	14
00	BARNES, Israel	7	12	3	6	2	1	3	1	21	2	4	0	0	31
01	RUSSELL, Phillip	10	17	5	9	1	2	3	3	26	7	2	0	2	37
05	HARRIS, Chris	3	6	2	4	0	0	2	0	8	0	3	0	0	19
03	SMART, Aquan	0	4	0	1	1	0	1	5	0	1	3	0	0	14
04	LARSON, Adam	1	2	1	2	0	0	0	1	3	0	0	0	0	11
21	EARLEY, Josh	7	9	0	0	1	3	4	2	15	0	2	0	0	25
33	BRANSON, Dylan	0	0	0	2	4	0	1	1	2	2	1	1	1	17
Team															
Totals		34	63	13	26	8	22	30	19	89	16	18	3	5	200

FG % 1st Half: 16-36 44.4% 2nd half: 18-27 66.7% Game: 34-63 54.0%  
3FG % 1st Half: 8-16 50.0% 2nd half: 5-10 50.0% Game: 13-26 50.0%  
FT % 1st Half: 0-0 0.0% 2nd half: 8-15 53.3% Game: 8-15 53.3%

Deadball  
Rebounds  
7

##### Missouri 96 • 9-0,0-0 SEC

#	Player	Total		3-Ptr	FT-FTA	Rebounds			PF	TP	A	TO	Blk	Stl	Min
		FG	FGA			Off	Def	Tot							
24	Kobe Brown	9	12	2	3	3	5	8	3	25	4	3	0	3	34
35	Noah Carter	3	7	2	5	1	3	4	3	9	1	3	1	0	18
04	DeAndre Gholston	1	3	1	2	0	4	4	1	7	0	2	0	0	19
05	D'Moi Hodge	5	10	3	7	2	2	0	1	3	15	2	0	0	26
10	Nick Honor	4	8	3	6	0	0	0	1	11	2	2	0	4	35
02	Tre Gomillion	2	3	0	1	0	1	3	4	2	4	1	2	0	27
11	Isiah Mosley	0	2	0	1	0	0	2	0	0	0	1	0	0	6
13	Ronnie DeGray III	0	0	0	0	0	0	0	0	0	0	0	0	0	1
23	Aidan Shaw	2	4	0	1	0	1	1	2	4	0	0	0	0	6
55	Sean East II	8	12	0	1	5	2	2	4	1	21	6	1	0	28
Team															
Totals		34	61	11	27	17	23	8	21	29	16	9	1	14	200

FG % 1st Half: 18-34 52.9% 2nd half: 16-27 59.3% Game: 34-61 55.7%  
3FG % 1st Half: 5-15 33.3% 2nd half: 6-12 50.0% Game: 11-27 40.7%  
FT % 1st Half: 9-12 75.0% 2nd half: 8-11 72.7% Game: 17-23 73.9%

Deadball  
Rebounds  
3

Officials: Josue Nieves,Owen Short,Jason Baker  
Technical fouls: Southeast Mo. St.-None. Missouri-None.

Attendance: 8873

2022-23 Men's Basketball. Round: 0. Missouri vs Southeast Mo. St.. Played at M

Score by periods	1st	2nd	Total
Southeast Mo. St.	40	49	89
Missouri	50	46	96

Points In Paint Off T/O 2nd Fast Bench  
SEMO 36 12 6 8 20  
MIZ 44 29 7 31 29

##### Purdue Fort Wayne 89 • 6-4,1-1 Horizon

#	Player		Total		3-Ptr	Rebounds			PF	TP	A	TO	Blk	Stl	Min	
			FG-FGA	FG-FGA	FT-FTA	Off	Def	Tot								
00	Bobby Planutis	f	5-9	4-8	0-0	0	3	3	2	14	0	2	0	0	33	
03	Ra Kpedi	f	0-2	0-0	0-0	1	7	8	1	0	2	0	1	1	24	
01	Jarred Godfrey	g	4-13	2-7	9-10	1	7	8	0	19	5	3	0	0	33	
02	Damian Chong Qui	f	2-7	0-3	2-4	1	1	2	4	6	3	4	0	2	28	
15	Deonte Billups	g	2-6	1-4	0-0	0	2	2	2	5	1	0	0	0	19	
05	Johnathan DeJurnett	f	4-4	0-0	0-1	1	2	3	1	8	3	0	0	1	10	
10	JoJo Peterson	f	2-4	0-2	1-2	0	1	1	2	5	3	1	0	1	12	
11	Quinton Morton-Rober	f	4-5	3-4	2-2	0	4	4	2	13	3	3	0	1	18	
14	Redford Dunton	f	1-1	1-1	0-0	0	1	1	0	3	0	0	0	0	1	
22	Anthony Roberts	f	4-6	2-3	3-4	0	0	0	2	13	1	1	1	2	17	
32	Eric Mulder	f	0-0	0-0	3-4	0	0	0	2	3	0	0	0	0	5	
Team																
Totals			28	57	13	20	27	4	28	32	18	89	21	14	2	200

FG % 1st Half: 13-26 50.0% 2nd half: 15-31 48.4% Game: 28-57 49.1%  
3FG % 1st Half: 7-16 43.8% 2nd half: 6-16 37.5% Game: 13-32 40.6%  
FT % 1st Half: 8-9 88.9% 2nd half: 12-18 66.7% Game: 20-27 74.1%

Deadball  
Rebounds  
2,5

##### Southeast Mo. St. 68 • 5-5,0-0 OVC

#	Player		Total		3-Ptr	FT-FTA	Rebounds			PF	TP	A	TO	Blk	Stl	Min
			FG-FGA	FG-FGA	Off		Def	Tot								
24	CLARK, Kobe	f	2-7	1-3	2-2	2	9	11	3	7	3	3	1	2	36	
14	JOHNSON, Nate	c	3-3	0-0	0-0	0	3	3	3	6	1	0	0	0	17	
00	BARNES, Israel		10-22	3-10	0-0	2	2	4	3	23	1	0	1	1	36	
01	RUSSELL, Phillip	g	7-19	2-9	9-10	0	5	5	4	25	6	6	1	2	38	
33	BRANSON, Dylan	g	0-2	0-0	0-0	0	0	0	1	0	3	1	0	1	14	
11	EURSHER, Evan		0-1	0-1	0-0	0	2	2	1	0	0	0	0	0	13	
12	GOWINS, Tevin		0-1	0-0	0-0	0	2	2	3	0	1	4	0	2	21	
15	MITCHELL, Josh		0-1	0-0	0-0	0	1	1	1	0	0	0	0	0	4	
21	EARLEY, Josh		2-6	0-0	3-4	1	5	6	2	7	1	1	0	1	20	
35	HANBACK, Mason		0-0	0-0	0-0	0	0	0	0	0	0	0	0	0	1	
	Team					0	0	0								
Totals			24-62	6-23	14-16	5	29	34	21	68	16	15	3	9	200	

FG % 1st Half: 11-30 36.7% 2nd half: 13-32 40.6% Game: 24-62 38.7%  
3FG % 1st Half: 3-10 30.0% 2nd half: 3-13 23.1% Game: 6-23 26.1%  
FT % 1st Half: 4-4 100.0 2nd half: 10-12 83.3% Game: 14-16 87.5%

Deadball  
Rebounds  
2,1

Officials: Davis Maxwell,Kelly Davis,Kevin Mathis  
Technical fouls: Purdue Fort Wayne-None. Southeast Mo. St.-None.

Attendance: 1155

2022-23 Men's Basketball. Round: 0. Purdue Fort Wayne vs Southeast Mo. St.. PI

Score by periods	1st	2nd	Total
Purdue Fort Wayne	41	48	89
Southeast Mo. St.	29	39	68

Points In Paint Off T/O 2nd Fast Bench  
Pur-FW 26 22 3 21 45  
SEMO 24 13 6 21 7



# Game 11

## Southeast Missouri 61 Arkansas State 68

December 14, 2022 • First National Bank Arena • Jonesboro, Ark.



**JONESBORO, Ark.**  
Adam Larson pitched in a career-high 19 points and made five 3-pointers, but

Arkansas State overcame an 11-point deficit to get past Southeast Missouri, 68-61, at First National Bank Arena.

SEMO led for over 28 minutes before ASU took its first lead with a little over 10 minutes to go.

Tied, 46-46, the Red Wolves put together a 7-0 run as SEMO missed six-straight field goals. After that, ASU didn't trail again and remained ahead for the final 9:01 of the contest.

SEMO started strong in the second half where it used a 13-4 run

to build its double-digit advantage in the opening 3:19.

Larson buried two 3-pointers in a quick 1:05 and Phillip Russell, who played only seven minutes in the first half due to foul trouble, added six points during the stretch.

Russell's two free throws widened the Redhawks lead to 39-28 with 16:41 to go.

ASU shot 54.5 percent (12-of-22) from the field and outscored SEMO, 44-35, in the second stanza.

Larson shot 5-of-8 from the field and a perfect 4-of-4 at the free throw line en route to his third double-digit game of the season. Tonight marked Larson's second career start. All five of his field goals came from long range.

# Game 12

## Southeast Missouri 75 Iowa 106

December 17, 2022 • Carver-Hawkeye Arena • Iowa City, Iowa



**IOWA CITY, Iowa.**  
Southeast Missouri dropped its final non-conference road game

to Big Ten Conference member Iowa, 106-75, Saturday night at Carver-Hawkeye Arena.

SEMO, which faced a Big Ten foe for the first time in three years, was led by a season-high 19-point effort by Chris Harris. Harris came off the bench to shoot 8-of-13 from the field and knock down a pair of 3-pointers en route to his seventh game in double figures this year.

Iowa shot 57.6 percent (38-of-66) from the field and never trailed behind a trio of 20-point performances. Flip Rebraca led the way with 30 points, while Payton Sandfort and

Patrick McCaffery followed with 24 and 20, respectively.

Both teams started strong out of the gate shooting 60 percent or better in the first five minutes of play. SEMO made six of its first 10 field goals for 60 percent, while Iowa hit seven of its first nine shots at a 77 percent clip.

Ahead, 31-22, the Hawkeyes got a big boost from Sandfort. Sandfort came off the bench to score 17 points in a quick 4:17 span. His layup put Iowa ahead, 48-29, with 4:03 remaining in the first half.

Iowa later headed into the locker room with a 58-41 lead.

The Hawkeyes stayed hot in the second half to complete their eighth win of the season.

### Southeast Mo. St. 61 • 5-6,0-0 OVC

#	Player		Total			3-Ptr		Rebounds			PF	TP	A	TO	Blk	Stl	Min
			FG	FGA	FG-FGA	FT	FTA	Off	Def	Tot							
04	LARSON, Adam	f	5-8	5-8	4-4	1	2	2	19	0	0	0	27				
24	CLARK, Kobe	f	2-9	1-4	3-6	2	14	16	4	8	4	2	38				
14	JOHNSON, Nate	c	0-2	0-0	2-4	0	4	4	5	2	1	1	17				
01	RUSSELL, Phillip	g	3-8	1-4	6-6	0	2	2	4	13	2	4	26				
03	SMART, Aquan		2-5	0-1	1-3	0	3	3	4	5	1	2	31				
05	HARRIS, Chris		4-7	1-3	1-2	0	0	0	1	10	3	1	23				
12	GOWINS, Tevin		0-0	0-0	0-0	1	0	1	1	0	0	0	3				
21	EARLEY, Josh		1-3	0-0	0-0	0	1	1	2	2	0	3	16				
33	BRANSON, Dylan	1-5	0-3	0-1	0	0	0	1	2	1	2	19					
Team						2	1	3				1					
Totals			18-47	8-23	17-26	6	26	32	24	61	12	16	2	2	200		

FG % 1st Half: 9-22 40.9% 2nd half: 9-25 36.0% Game: 18-47 38.3%  
3FG % 1st Half: 4-9 44.4% 2nd half: 4-14 28.6% Game: 8-23 34.8%  
FT % 1st Half: 4-8 50.0% 2nd half: 13-18 72.2% Game: 17-26 65.4%

Deadball  
Rebounds  
2

### Arkansas St. 68 • 6-5,0-0 Sun Belt

#	Player	Total		3-Ptr		Rebounds				PF	TP	A	TO	Blk	Stl	Min
		FG	FGA	FG	FGA	FT	FTA	Off	Def							
01	Markise Davis	f	3-6	0-3	2-2	0	2	2	5	8	1	1	0	0	22	
22	Omar El-Sheikh	f	2-8	0-0	5-7	4	10	14	3	9	1	0	0	2	33	
23	Julian Lual	f	2-6	0-0	1-2	0	2	2	1	5	1	2	0	0	19	
00	Caleb Fields	g	4-12	0-2	6-9	0	6	6	3	14	6	3	0	2	35	
02	Avery Felts	g	4-8	3-5	2-2	0	3	3	2	13	0	1	0	2	34	
05	Detrick Reeves		0-1	0-0	0-0	0	1	1	0	0	1	0	0	0	6	
11	Terrance Ford Jr.		2-8	0-2	2-2	0	4	4	4	6	1	1	0	4	31	
35	Izaiah Nelson		4-4	0-0	5-11	5	4	9	3	13	0	2	2	0	20	
	Team					0	0	0								
	Totals		21-53	3-12	23-35	11	30	41	21	68	11	10	2	10	200	

FG % 1st Half: 9-31 29.0% 2nd half: 12-22 54.5% Game: 21-53 39.6%  
3FG % 1st Half: 0-8 0.0% 2nd half: 3-4 75.0% Game: 3-12 25.0%  
FT % 1st Half: 6-8 75.0% 2nd half: 17-27 63.0% Game: 23-35 65.7%

Deadball  
Rebounds  
7

Officials: Randal Anders, Hunter Allen, K.B. Burdett Jr.  
Technical fouls: Southeast Mo. St.-EARLEY, Josh. Arkansas St.-Izaiah Nelson.  
Attendance: 1541  
2022-23 Men's Basketball. Round: 0. Arkansas St. vs Southeast Mo. St.. Played

Score by periods	1st	2nd	Total
Southeast Mo. St.	26	35	61
Arkansas St.	24	44	68

	In	Off	2nd	Fast	Bench
Points	8	7	4	0	14
SEMO	8	7	4	0	14
ASU	34	20	9	6	19

### Southeast Mo. St. 75 • 5-7,0-0 OVC

#	Player		Total		3-Ptr		Rebounds				PF	TP	A	TO	Blk	Stl	Min
			FG	FGA	FG	FGA	FT	FTA	Off	Def							
04	LARSON, Adam	f	1-6	1-5	2-2	0	0	4	4	1	5	0	1	0	0	0	25
24	CLARK, Kobe	f	5-8	1-3	0-0	1	2	3	3	11	4	1	0	1	0	1	29
14	JOHNSON, Nate	c	3-5	0-0	0-0	0	1	0	1	5	6	1	0	0	0	0	15
01	RUSSELL, Phillip	s	5-14	2-8	0-0	0	3	3	2	12	5	0	0	0	0	0	26
03	SMART, Aquan	g	2-8	1-2	3-3	1	2	3	1	8	0	4	1	1	1	0	26
05	HARRIS, Chris		8-13	2-4	1-1	0	1	1	2	19	3	1	0	1	0	1	22
11	EURSHER, Evan		0-2	0-2	0-0	0	1	1	1	0	0	0	0	0	0	0	4
12	GOWINS, Tevin		0-1	0-0	0-0	0	2	2	2	0	0	0	0	0	0	0	4
15	MITCHELL, Josh		0-0	0-0	0-0	0	0	0	0	2	0	0	0	0	0	0	2
21	EARLEY, Josh		5-7	0-0	0-0	0	3	2	5	3	10	0	0	0	0	0	20
33	BRANSON, Dylan		1-7	1-4	0-0	0	0	4	4	1	3	0	2	0	2	0	22
35	HANBACK, Mason		0-0	0-0	1-2	0	0	0	0	1	0	0	0	0	0	0	5
	Team					1	2	3									
Totals			30-71	8-28	7-8	7	23	30	23	75	13	10	1	5			200

FG % 1st Half: 17-39 43.6% 2nd half: 13-32 40.6% Game: 30-71 42.3%  
3FG % 1st Half: 5-15 33.3% 2nd half: 3-13 23.1% Game: 8-28 28.6%  
FT % 1st Half: 2-2 100.0 2nd half: 5-6 83.3% Game: 7-8 87.5%

Deadball  
Rebounds  
0

### Iowa 106 • 8-3,0-1 Big Ten

#	Player	Total		3-Ptr	Rebounds				PF	TP	A	TO	Blk	Stl	Min
		FG-FGA	FG-FGA	FT-FTA	Off	Def	Tot								
00	Filip Rebraca	f	12-13	0-0	6-9	3	6	9	2	30	6	3	1	1	26
22	Patrick McCaffery		7-14	3-5	3-3	2	6	8	1	20	1	0	0	1	26
01	Ahron Ulis	g	2-4	1-3	2-2	0	0	0	0	7	3	1	0	0	23
11	Tony Perkins		1-5	0-1	1-4	0	1	1	0	3	3	2	2	0	19
30	Connor McCaffery	g	2-4	0-2	5-5	1	4	5	2	9	3	1	0	1	25
04	Josh Dix		0-2	0-1	0-1	0	5	5	1	0	1	0	0	1	13
05	Dasonte Bowen		2-5	1-2	0-1	1	1	2	3	5	1	0	0	0	17
10	Dante Eldridge		0-1	0-1	0-2	0	0	0	0	0	0	0	0	0	4
14	Carter Kingsbury		0-1	0-0	0-0	0	0	0	0	0	0	0	0	0	6
20	Payton Sandfort		9-13	2-6	4-4	1	6	7	1	24	2	1	0	0	23
23	Josh Ogundele		2-2	0-0	0-0	0	1	1	2	4	0	0	1	0	7
25	Luc Laketa		1-1	1-1	0-0	1	1	2	1	3	0	0	0	0	4
44	Riley Mulvey		0-1	0-0	1-2	1	3	4	0	1	1	1	1	0	7
	Team					2	1	3					1		
Totals			38-66	8-22	22-33	12	35	47	13	106	20	10	3	4	200

FG % 1st Half: 22-33 66.7% 2nd half: 16-33 48.5% Game: 38-66 57.6%  
3FG % 1st Half: 4-11 36.4% 2nd half: 4-11 36.4% Game: 8-22 36.4%  
FT % 1st Half: 10-16 62.5% 2nd half: 12-17 70.6% Game: 22-33 66.7%

Deadball  
Rebounds  
4

Officials: Michael Kitts, Bryan Anslinger, Chris Beaver  
Technical fouls: Southeast Mo. St.-EARLEY, Josh; RUSSELL, Phillip.  
Iowa-None.

Attendance: 11240  
2022-23 Men's Basketball. Round: 0. Iowa vs Southeast Mo. St.. Played at Carve

Score by periods	1st	2nd	Total
Southeast Mo. St.	41	34	75
Iowa	58	48	106

	In	Off	2nd	Fast	Bench
Points	30	12	9	2	33
SEMO	30	12	9	2	33
Iowa	54	10	13	21	37





## 2022-23 SOUTHEAST MISSOURI BASKETBALL NOTES

### GAME SUMMARIES

Game  
13

#### Southern Illinois 70 Southeast Missouri 68

December 21, 2022 • Show Me Center • Cape Girardeau, Mo.



#### CAPE GIRARDEAU, Mo.

Chris Harris  
scored 19 points

and Phillip Russell added 17 as Southeast Missouri dropped a heartbreaking 70-68 decision to longtime rival Southern Illinois at the Show Me Center.

The 120th meeting between the teams went wire-to-wire.

After SEMO forced a turnover, Harris drained a 3-pointer to cut SIU's lead to 69-68 with 18 seconds left.

The Salukis then split two free throws and the Redhawks had one final chance.

Russell missed a contested layup. Kobe Clark grabbed the offensive

rebound and passed the ball to Harris who had a great look from beyond the arc. Harris' 3-pointer came off the rim and the Salukis escaped.

SEMO made a strong push at the end scoring nine of the game's last 13 points.

Both teams had their highs and lows in the first half.

Ahead, 18-16, SEMO went on an 8-0 run to take a double-digit lead as SIU did not score for 3:46. Harris buried a 3-pointer and Aquan Smart followed with a fastbreak layup. Russell added the next four points to increase the Redhawks lead to 26-16 with 8:13 remaining.

SIU later answered with a 12-0 run capitalizing on a cold spell by SEMO.

Game  
14

#### Southeast Missouri 81 Southern Indiana 86

December 29, 2022 • Screaming Eagle Arena • Evansville, Ind.



#### EVANSVILLE, Ind.

Southeast Missouri made a strong push at the end, but couldn't

catch Southern Indiana, which pulled away with an 86-81 victory in the Ohio Valley Conference opener for both teams.

SEMO was down by as many as 23 points, but outscored USI, 55-43, in the second half and got within five in the final seconds. The comeback bid, however, came just a little too late.

After shooting less than 30 percent from the field in the first half, the Redhawks turned things around and made 21-of-38 shots at a 55.3 percent clip in the game's final 20 minutes.

With 17:43 left in the game, SEMO continued to chip away and put together a 12-2 run to make it a 12-point contest.

Israel Barnes and Chris Harris each nailed a 3-pointer. Three layups, including two by Dylan Branson and one by Barnes polished off the surge. Barnes' basket cut the Screaming Eagles lead to 57-45.

Aquan Smart's basket made it a nine-point ballgame at the 10:39 mark and Harris' layup closed USI's lead to nine again with under a minute to play.

Harris scored to bring the Screaming Eagles lead to 83-78 with 24 seconds to go before the Screaming Eagles made three free throws in the last 17 seconds to hang on.

#### Southern Ill. 70 • 9-4,1-1 MVC

#	Player	Total		3-Ptr	Rebounds	PF	TP	A	TO	Blk	Stl	Min
		FG-FGA	FG-FGA		Off Def Tot							
01	Marcus Domask	7-17	2-5	8-8	0 6 6	0	24	2	3	0	0	38
04	Clarence Rupert	2-4	0-0	3-4	4 1 5	2	7	2	2	0	0	23
05	Lance Jones	4-10	2-6	4-5	1 5 6	3	14	1	3	0	0	29
10	Xavier Johnson	1-3	1-2	0-0	1 0 1	3	3	1	0	0	2	13
24	Trent Brown	0-4	0-0	0-0	0 1 1	0	0	0	0	0	0	17
00	Foster Wonders	1-4	0-2	0-0	0 1 1	0	2	1	0	0	0	11
03	Dalton Banks	1-2	1-1	3-4	1 1 2	3	6	1	2	0	1	17
11	JD Muila	2-3	0-0	1-2	2 3 5	3	5	1	0	1	1	11
13	Jawaun Newton	2-2	0-0	5-8	0 5 5	3	9	1	0	1	3	25
21	Cade Hornecker	0-1	0-0	0-0	0 0 0	0	0	0	0	0	0	2
23	Troy D'Amico	0-4	0-3	0-0	0 1 1	1	0	0	0	0	0	14
Team												
Totals		20-54	6-23	24-31	9 24 33	18	70	10	13	2	7	200

FG % 1st Half: 11-31 35.5% 2nd half: 9-23 39.1% Game: 20-54 37.0%  
3FG % 1st Half: 3-11 27.3% 2nd half: 3-12 25.0% Game: 6-23 26.1%  
FT % 1st Half: 7-9 77.8% 2nd half: 17-22 77.3% Game: 24-31 77.4%

Deadball  
Rebounds  
9,5

#### Southeast Mo. St. 68 • 5-8,0-0 OVC

#	Player	Total		3-Ptr	Rebounds	PF	TP	A	TO	Blk	Stl	Min
		FG-FGA	FG-FGA		Off Def Tot							
14	JOHNSON, Nate	1-2	0-0	0-0	1 1 2	3	2	1	1	1	0	19
01	RUSSELL, Phillip	5-16	3-8	4-5	1 3 4	2	17	4	4	0	1	39
03	SMART, Aquan	2-8	1-4	4-6	1 5 6	3	9	4	3	0	3	33
05	HARRIS, Chris	6-13	5-8	2-3	0 2 2	3	19	3	2	0	1	35
33	BRANSON, Dylan	2-3	2-3	0-1	0 2 2	5	6	0	0	0	1	13
11	EURSHER, Evan	0-2	0-2	0-0	0 0 0	1	0	0	0	1	1	9
21	EARLEY, Josh	5-7	0-0	1-2	0 3 3	1	11	0	0	0	0	20
24	CLARK, Kobe	2-6	0-3	0-1	1 6 7	4	4	3	1	1	0	32
Team												
Totals		23-57	11-28	11-18	4 22 26	22	68	15	13	3	7	200

FG % 1st Half: 10-28 35.7% 2nd half: 13-29 44.8% Game: 23-57 40.4%  
3FG % 1st Half: 4-14 28.6% 2nd half: 7-14 50.0% Game: 11-28 39.3%  
FT % 1st Half: 6-10 60.0% 2nd half: 5-8 62.5% Game: 11-18 61.1%

Deadball  
Rebounds  
8,1

Officials: Kelly Davis, Andrew Walton, Kevin Mathis  
Technical fouls: Southern Ill.-Lance Jones. Southeast Mo. St.-RUSSELL, Phillip. EARLEY, Josh.  
Attendance: 1632  
2022-23 Men's Basketball. Round: 0. Southeast Mo. St. vs Southern Ill.. Played

Score by periods	1st	2nd	Total
Southern Ill.	32	38	70
Southeast Mo. St.	30	38	68

	In	Off	2nd	Fast	Break	Bench
Points	26	14	12	15	22	
SIU	20	10	2	10	15	
SEMO						

#### Southeast Mo. St. 81 • 5-9,0-1 OVC

#	Player	Total		3-Ptr	Rebounds	PF	TP	A	TO	Blk	Stl	Min
		FG-FGA	FG-FGA		Off Def Tot							
24	CLARK, Kobe	4-12	1-4	2-4	4 3 7	5	11	0	4	3	0	29
14	JOHNSON, Nate	3-4	0-0	2-2	1 1 2	3	8	1	3	2	0	17
01	RUSSELL, Phillip	1-4	1-2	3-4	0 3 3	5	6	2	2	0	2	23
03	SMART, Aquan	3-5	1-2	1-4	0 2 2	4	8	2	1	1	2	19
05	HARRIS, Chris	5-9	3-6	3-5	0 9 9	2	16	3	1	0	2	33
00	BARNES, Israel	2-8	1-6	3-6	1 2 3	5	8	1	1	1	0	26
04	LARSON, Adam	3-6	2-5	0-0	0 1 1	0	8	1	1	0	0	12
11	EURSHER, Evan	0-1	0-1	0-0	0 0 0	1	0	0	0	0	0	2
12	GOWINS, Tevin	0-0	0-0	0-0	0 0 0	1	0	0	0	0	0	2
15	MITCHELL, Josh	0-0	0-0	0-0	0 0 0	0	0	0	0	0	0	1
21	EARLEY, Josh	2-5	0-0	0-2	1 1 2	0	4	0	1	0	0	16
33	BRANSON, Dylan	5-8	0-2	2-3	2 3 5	4	12	1	1	0	0	20
Team												
Totals		28-62	9-28	16-30	11 26 37	30	81	11	15	7	6	200

FG % 1st Half: 7-24 29.2% 2nd half: 21-38 55.3% Game: 28-62 45.2%  
3FG % 1st Half: 3-14 21.4% 2nd half: 6-14 42.9% Game: 9-28 32.1%  
FT % 1st Half: 9-15 60.0% 2nd half: 7-15 46.7% Game: 16-30 53.3%

Deadball  
Rebounds  
5

#### Southern Ind. 86 • 8-6,1-0 OVC

#	Player	Total		3-Ptr	Rebounds	PF	TP	A	TO	Blk	Stl	Min
		FG-FGA	FG-FGA		Off Def Tot							
32	Jacob Polakovich	11-18	0-0	5-9	11 15 26	4	27	5	1	0	0	39
03	Trevor Lakes	3-6	2-5	3-4	0 4 4	4	11	0	1	1	0	21
00	Jelani Simmons	1-10	0-4	6-8	2 0 2	4	8	0	3	0	5	32
04	Isaiah Swope	4-12	1-6	9-11	0 3 3	1	18	9	5	0	2	36
01	Tyler Henry	1-6	0-5	1-3	0 5 5	4	3	1	2	0	1	22
02	Gary Solomon	2-4	1-1	2-2	1 0 1	2	7	2	1	0	1	13
11	Jack Mielke	2-4	2-4	0-0	1 1 2	1	6	0	0	0	0	14
13	Jeremiah Hernandez	1-2	1-1	3-5	0 0 0	1	6	0	0	0	0	23
Team												
Totals		25-62	7-26	29-42	18 32 50	21	86	17	14	1	9	200

FG % 1st Half: 13-33 39.4% 2nd half: 12-29 41.4% Game: 25-62 40.3%  
3FG % 1st Half: 6-17 35.3% 2nd half: 1-9 11.1% Game: 7-26 26.9%  
FT % 1st Half: 11-14 78.6% 2nd half: 18-28 64.3% Game: 29-42 69.0%

Deadball  
Rebounds  
6

Officials: Grant Tyler, James Gibson, Blake Harris  
Technical fouls: Southeast Mo. St.-None. Southern Ind.-None.  
Attendance: 3110  
2022-23 Men's Basketball. Round: 0. Southeast Mo. St. vs Southern Ind.. Played

Score by periods	1st	2nd	Total
Southeast Mo. St.	26	55	81
Southern Ind.	43	43	86

	In	Off	2nd	Fast	Break	Bench
Points	34	16	11	13	32	
SEMO	32	10	10	14	19	
USI						



# Game 15

## SIU Edwardsville 73 Southeast Missouri 82

December 31, 2022 • Show Me Center • Cape Girardeau, Mo.



### CAPE GIRARDEAU, Mo.

Phillip

Russell scored 19 points and Dylan Branson added a career-high 14 to lead Southeast Missouri to an 82-73 win over Ohio Valley Conference leader SIU Edwardsville in a New Year's Eve matchup at the Show Me Center.

SEMO, which led the entire 40 minutes, snapped an eight-game losing streak and picked up its first December win on the final day of 2022.

Nate Johnson gave SEMO a nice boost early as the Redhawks built a seven-point lead in the first 8:36 of the contest. Johnson scored the first points on a layup and followed that up with another layup and a

one-handed dunk.

Ahead 9-7 after Johnson's dunk, the Redhawks scored the next five points capped by a Phillip Russell 3-pointer to widen their lead to 14-7 with 13:36 remaining.

Larson later drained his second 3-pointer before Johnson added a free throw to give SEMO a 34-26 lead, its biggest of the first half.

SEMO then headed into the intermission with a 37-32 advantage.

SIUE managed to narrow SEMO's margin to 48-44, however, the Redhawks used a 10-4 run to regain a double-digit lead.

Once Branson drained a 3-pointer to put SEMO ahead, 65-55, SIUE didn't get any closer than four the rest of the way.

# Game 16

## Southeast Missouri 82 UT Martin 87

January 5, 2023 • Elam Center • Martin, Tenn.



### MARTIN, Tenn.

Phillip

Russell scored a season-high 28 points and

Southeast Missouri committed a season-low seven turnovers in a close 87-82 loss to UT Martin at the Elam Center.

SEMO, down 72-53 with 8:51 remaining, came all the way back to get within two points.

The Redhawks were within two possessions on multiple occasions and managed to cut the Skyhawks lead to 84-82 on Russell's 3-pointer with 45 seconds to go.

On UTM's next possession, Koby Jeffries was fouled and made two free throws.

After a 3-pointer by Kobe Clark missed, Parker Stewart was fouled and split two free throws allowing the Skyhawks to hang on. The Redhawks missed two 3-pointers in the final 12 seconds.

The Redhawks couldn't keep UTM off the free throw line. The Skyhawks outscored SEMO, 30-9, at the charity stripe and that was the difference.

Russell made 9-of-20 field goals, with six of his makes coming from 3-point land. His career-high six 3-pointers made came during his fifth 20-point effort this season.

Barnes followed with 14 points and Harris pitched in 12. Clark, who did not play in the first half, contributed a team-high 10 rebounds.

### SIUE 73 • 10-5, 1-1 OVC

#	Player	Total		3-Ptr		Rebounds		PF	TP	A	TO	Blk	Stl	Min
		FG	FGA	FG	FGA	Off	Def							
01	DeeJuan Pruitt	3	6	1	4	0	6	6	4	7	0	1	0	25
12	Jonathan Kurtas	1	2	0	0	0	1	1	3	2	1	2	1	9
00	Damarco Minor	0	3	0	1	10	10	2	5	7	5	10	3	27
03	Ray'Sean Taylor	7	15	5	11	4	6	5	5	3	23	3	3	38
04	Shamar Wright	4	9	1	3	1	1	4	1	5	3	10	2	31
02	Desmond Polk	1	1	1	1	0	0	0	0	3	0	0	0	10
05	Dorion Staples	0	0	0	0	0	0	0	0	0	0	0	0	2
10	Jalen Hodge	1	4	0	3	2	4	1	2	3	2	4	1	15
21	Terrance Thompson	0	3	0	0	2	2	2	4	1	2	1	0	15
55	Lamar Wright	3	6	1	1	5	9	1	2	3	1	12	2	28
	Team					0	0	0						
	Totals	20	49	9	24	24	34	22	73	12	16	1	5	200

FG % 1st Half: 8-23 34.8% 2nd half: 12-26 46.2% Game: 20-49 40.8%  
3FG % 1st Half: 5-13 38.5% 2nd half: 4-11 36.4% Game: 9-24 37.5%  
FT % 1st Half: 11-11 100.0 2nd half: 13-23 56.5% Game: 24-34 70.6%

Deadball Rebounds: 7, 1

### Southeast Mo. St. 82 • 6-9, 1-1 OVC

#	Player		Total		3-Ptr		Rebounds				PF	TP	A	TO	Blk	Stl	Min
			FG-FA	FG-FA	FT-FTA	Off	Def	Tot									
14	JOHNSON, Nate	c	3-4	0-0	3-6	1	0	1	4	9	1	0	0	0	0	16	
01	RUSSELL, Phillip	g	6-15	1-6	6-6	0	0	0	4	19	7	1	0	1	1	34	
03	SMART, Aquan	a	1-4	0-2	1-2	0	2	2	4	3	2	1	0	2	19		
05	HARRIS, Chris	g	3-6	2-5	6-8	0	4	4	3	14	1	0	0	0	25		
33	BRANSON, Dylan	g	5-6	2-3	2-2	1	5	6	1	14	3	2	0	1	28		
00	BARNES, Israel		0-4	0-2	1-2	0	1	1	1	1	0	0	0	0	15		
04	LARSON, Adam		3-4	2-3	0-0	0	0	0	1	8	0	0	0	0	12		
21	EARLEY, Josh		5-9	0-0	2-2	2	3	5	3	12	0	2	0	0	23		
24	CLARK, Kobe		1-4	0-0	0-0	3	7	10	2	2	2	2	1	2	28		
	Team					0	0	0									
	Totals		27-56	7-21	21-28	7	22	29	23	82	16	8	1	6	200		
	FG % 1st Half:	14-29	48.3%	2nd half:	13-27	48.1%	Game:	27-56	48.2%							Deadball	
	3FG % 1st Half:	4-11	36.4%	2nd half:	3-10	30.0%	Game:	7-21	33.3%							Rebounds	
	FT % 1st Half:	5-8	62.5%	2nd half:	16-20	80.0%	Game:	21-28	75.0%							4	

Officials: Jabir Walker, Dillon Brasher, Coy Gammon  
Technical fouls: SIUE-DeeJuan Pruitt, Southeast Mo. St.-RUSSELL, Phillip.  
Attendance: 1159  
2022-23 Men's Basketball. Round: 0. SIUE vs Southeast Mo. St.. Played at Show

Score by periods	1st	2nd	Total
SIUE	32	41	73
Southeast Mo. St.	37	45	82

Points	In Paint	Off T/O	2nd Chance	Fast Break	Bench
SIUE	18	11	14	15	21
SEMO	34	15	8	16	23

### Southeast Mo. St. 82 • 6-10, 1-2 OVC

#	Player		Total		3-Ptr		Rebounds				PF	TP	A	TO	Blk	Stl	Min		
			FG	FGA	FG	FGA	FT	FTA	Off	Def								Tot	
14	JOHNSON, Nate	c	3	4	0	0	1	2	1	4	5	1	7	0	0	0	21		
01	RUSSELL, Phillip	g	9	20	6	13	4	6	0	3	3	5	28	4	3	0	4	28	
03	SMART, Aquan	g	0	2	0	1	2	2	1	1	2	3	2	2	2	0	22		
05	HARRIS, Chris	g	4	14	3	9	1	1	0	3	3	0	12	4	0	0	1	29	
33	BRANSON, Dylan	g	1	3	1	2	0	0	3	3	5	3	4	0	1	0	22		
00	BARNES, Israel		6	16	2	8	0	0	1	2	3	3	14	2	1	0	0	29	
04	LARSON, Adam		0	2	0	2	0	0	0	0	0	1	0	0	0	0	10		
11	EURSHER, Evan		1	3	1	3	0	0	0	0	1	3	0	0	0	1	8		
15	MITCHELL, Josh		2	2	0	0	1	2	1	0	1	5	0	0	0	0	9		
21	EARLEY, Josh		2	5	0	0	0	0	1	1	2	1	4	0	0	0	5		
24	CLARK, Kobe		2	5	0	1	0	0	4	6	10	4	4	0	1	0	0	17	
Team									4	0	4								
Totals				30	76	13	39	9	15	13	23	36	25	82	16	7	1	6	200
FG % 1st Half: 15-35			42.9%	2nd half: 15-41			36.6%	Game: 30-76			39.5%	Deadball Rebounds							
3FG % 1st Half: 6-18			33.3%	2nd half: 7-21			33.3%	Game: 13-39			33.3%	4							
FT % 1st Half: 0-0			0.0%	2nd half: 9-15			60.0%	Game: 9-15			60.0%								

### UT Martin 87 • 10-6, 2-1 OVC

#	Player	Total		3-Ptr		Rebounds		PF	TP	A	TO	Blk	Stl	Min	
		FG-FA	FG-FA	FT-FA	Off	Def	Tot								
00	KK Curry	f	6-8	0-0	3-5	2	11	13	1	15	1	2	1	33	
05	Chris Nix	f	4-6	0-0	1-1	4	4	8	4	9	2	1	0	3	29
02	KJ Simon		2-9	0-2	7-8	1	3	4	0	11	1	2	0	1	29
03	Jordan Sears	g	3-7	1-2	3-4	0	2	2	2	10	0	1	1	0	22
45	Parker Stewart	g	8-13	2-5	7-10	0	5	5	2	25	4	4	0	0	33
01	Koby Jeffries		1-1	0-0	9-10	0	3	3	3	11	2	1	0	0	18
04	Josh Endicott		0-1	0-0	0-0	0	0	0	0	0	0	0	0	0	3
10	Desmond Williams		2-6	2-6	0-0	0	2	2	0	6	3	0	0	0	19
23	Jalen Myers		0-1	0-0	0-0	0	2	2	1	0	0	0	0	0	7
55	David Kamwanga		0-0	0-0	0-0	0	1	1	1	0	0	1	0	0	7
	Team					0	2	2				1			
Totals			26-52	5-15	30-38	7	35	42	14	87	13	13	2	5	200
FG % 1st Half: 15-30 50.0% 2nd half: 11-22 50.0% Game: 26-52 50.0%															
3FG % 1st Half: 3-8 37.5% 2nd half: 2-7 28.6% Game: 5-15 33.3%															
FT % 1st Half: 11-13 84.6% 2nd half: 19-25 76.0% Game: 30-38 78.9%															
														Deadball Rebounds	4

Officials: David Carter, Chris Hudson, John St. Clair  
Technical fouls: Southeast Mo. St.-RUSSELL, Phillip; TEAM. UT Martin-Koby Jeffries; Parker Stewart.  
Attendance: 1180  
2022-23 Men's Basketball. Round: 0. Southeast Mo. St. vs UT Martin. Played at

Score by periods	1st	2nd	Total
Southeast Mo. St.	36	46	82
UT Martin	44	43	87

Points	In Paint	Off T/O	2nd Chance	Fast Break	Bench
SEMO	28	9	11	7	30
UTM	32	8	13	19	17



## 2022-23 SOUTHEAST MISSOURI BASKETBALL NOTES

### GAME SUMMARIES

Game  
17

#### Southeast Missouri 74 Little Rock 68

January 7, 2023 • Jack Stephens Center • Little Rock, Ark.



##### LITTLE ROCK, Ark.

Southeast  
Missouri ended a  
seven-game road

losing streak behind a career-high 19 points by Dylan Branson in a 74-68 victory over Little Rock.

SEMO led for all but 11 seconds and closed things out strong after LR made it a one-point game on multiple occasions down the stretch.

Branson scored 11 of his points in the last 20 minutes to help the Redhawks eke out their first win outside of Cape Girardeau since Nov. 26 (vs. Boston in Milwaukee, Wis.).

The Trojans pulled to within three (48-45) on a 3-pointer by Chris Walker early in the second half,

but Branson scored on a fastbreak layup the next time SEMO had the ball.

LR was down by six multiple times over the ensuing seven-plus minutes before Branson nailed a 3-pointer to put the Redhawks up nine, 62-53, with 7:45 to go.

Following a Chris Harris jumper, Chris Walker drained a 3-pointer on the other end to pull LR within a point (66-65).

Phillip Russell then scored a layup, was fouled and converted a 3-point play to extend its lead to 69-65.

Russell later rebounded a missed 3-pointer by CJ White and made two more free throws to put SEMO's seventh win on ice.

Game  
18

#### Lindenwood 71 Southeast Missouri 94

January 12, 2022 • Show Me Center • Cape Girardeau, Mo.



##### CAPE GIRARDEAU, Mo.

Israel Barnes  
scored 20 points  
to lead Southeast

Missouri to a 94-71 drubbing of first-year Ohio Valley Conference member Lindenwood.

In the first meeting between the teams, SEMO picked up its second-straight win and improved to 4-2 at home this season. The Redhawks earned their largest win of the season against a Division I opponent, as well.

SEMO shot an OVC single-game high 63 percent and led for all but 3:51 of the contest.

SEMO started red-hot shooting 63 percent from the field and burying seven 3-pointers in the first half

alone.

The Redhawks made nine of their first 15 shots and rallied behind Barnes who came off the bench to drop in 13 points in 16 minutes.

Ahead, 10-7, Barnes nailed a 3-pointer to start a 10-2 run and help grab the Redhawks a double-digit lead. He later scored a layup before Adam Larson knocked down a trey to widen the Redhawks margin to 20-9 with 11:20 remaining in the first half.

Phillip Russell's 3-pointer gave SEMO its largest lead of the half (38-17) with 5:52 left.

Russell hit a 3-pointer on two-straight possessions to give the Redhawks their biggest lead of the night at 73-48 with 8:41 left to play.

##### Southeast Mo. St. 74 • 7-10,2-2 OVC

#	Player	Total		3-Ptr		Rebounds			PF	TP	A TO Blk Stl					Min
		FG	FGA	FG	FGA	Off	Def	Tot								
24	CLARK, Kobe	f	2-5	1-4	0-2	1	5	6	4	5	3	4	2	0	0	28
14	JOHNSON, Nate	c	4-6	0-0	0-0	3	4	7	3	8	0	3	1	0	0	28
01	RUSSELL, Phillip	g	5-14	1-7	5-6	0	1	1	1	16	5	2	0	4	0	36
05	HARRIS, Chris	g	7-13	2-4	0-0	3	4	7	0	16	2	2	2	2	0	33
33	BRANSON, Dylan	g	7-12	2-5	3-5	1	3	4	2	19	2	0	0	0	0	28
00	BARNES, Israel	g	2-9	0-3	0-0	3	2	5	1	4	3	1	0	0	0	29
04	LARSON, Adam	g	0-3	0-3	0-0	0	0	0	0	0	0	0	0	0	0	6
21	EARLEY, Josh	g	2-4	0-0	2-4	2	2	4	3	6	0	1	0	0	0	12
Team						1	4	5								
Totals			29-66	6-26	10-17	14	25	39	14	74	15	13	5	6	0	200

FG % 1st Half: 15-37 40.5% 2nd half: 14-29 48.3% Game: 29-66 43.9%  
3FG % 1st Half: 2-15 13.3% 2nd half: 4-11 36.4% Game: 6-26 23.1%  
FT % 1st Half: 4-6 66.7% 2nd half: 6-11 54.5% Game: 10-17 58.8%

Deadball  
Rebounds  
3

##### Little Rock 68 • 5-12,1-3 OVC

#	Player	Total		3-Ptr		Rebounds			PF	TP	A TO Blk Stl					Min
		FG	FGA	FG	FGA	Off	Def	Tot								
01	DeAntoni Gordon	f	4-12	0-0	1-2	1	4	5	3	9	2	4	2	2	0	38
21	Ante Beljan	c	0-2	0-0	0-0	0	0	0	0	0	0	2	0	0	0	5
02	D.J. Smith	g	6-13	2-4	0-0	2	0	2	4	14	5	3	0	0	0	36
12	Jordan Jefferson	g	0-3	0-0	0-0	0	1	1	2	0	0	0	0	1	0	7
15	Myron Gardner	g	4-7	2-3	2-2	1	11	12	2	12	2	3	0	0	0	28
03	Isaiah Palermo	g	3-5	0-0	7-8	0	1	1	1	13	2	1	2	4	0	26
05	CJ White	g	4-7	2-5	0-0	0	7	7	2	10	5	2	0	0	0	33
10	Chris Walker	g	2-2	2-2	0-0	0	0	0	5	6	0	1	0	0	0	13
11	Ethan Speaker	g	0-2	0-0	0-0	1	2	3	0	0	0	0	0	0	0	9
22	Nigel John	g	2-4	0-0	0-0	2	0	2	0	4	0	1	0	0	0	5
Team						1	1	2								
Totals			25-57	8-14	10-12	8	27	35	19	68	16	17	4	7	0	200

FG % 1st Half: 14-30 46.7% 2nd half: 11-27 40.7% Game: 25-57 43.9%  
3FG % 1st Half: 3-4 75.0% 2nd half: 5-10 50.0% Game: 8-14 57.1%  
FT % 1st Half: 2-4 50.0% 2nd half: 8-8 100.0% Game: 10-12 83.3%

Deadball  
Rebounds  
1

Officials: Wesley Harper, John Dillon, Jon Campbell  
Technical fouls: Southeast Mo. St.-None. Little Rock-None.

Attendance: 2135

2022-23 Men's Basketball. Round: 0. Little Rock vs Southeast Mo. St.. Played at

Score by periods	1st	2nd	Total
Southeast Mo. St.	36	38	74
Little Rock	33	35	68

	In Paint	Off T/O	2nd Chance	Fast Break	Bench
Points SEMO	42	9	10	11	10
LR	22	18	9	17	33

##### Lindenwood 71 • 7-11,2-3 OVC

#	Player	Total		3-Ptr		Rebounds			PF	TP	A TO Blk Stl					Min
		FG	FGA	FG	FGA	Off	Def	Tot								
00	David Ware	f	2-6	0-1	0-0	0	3	3	1	4	0	0	0	0	0	24
05	Cam Burrell	f	8-13	1-1	0-1	0	3	3	3	17	3	6	0	2	0	34
02	Brandon Trimble	g	2-6	0-4	2-2	0	1	1	0	6	1	0	0	2	0	34
04	Jacob Tracey	g	1-5	0-1	2-2	0	3	3	2	4	5	1	0	0	0	23
30	Chris Childs	g	6-11	6-8	4-4	0	2	2	3	22	2	2	0	0	0	33
03	Tommie Williams	g	0-4	0-1	0-2	0	0	0	2	0	2	1	0	0	0	17
20	Brayden Wampler-Fous	g	0-0	0-0	0-0	0	0	0	0	0	0	0	0	0	0	2
24	Keenon Cole	g	7-12	1-2	3-4	1	0	1	3	18	0	3	0	0	0	27
42	Remy Lemovou	g	0-0	0-0	0-0	0	0	0	1	0	0	0	0	0	0	6
Team						0	0	0								
Totals			26-57	8-18	11-15	1	12	13	15	71	13	14	0	7	0	200

FG % 1st Half: 13-29 44.8% 2nd half: 13-28 46.4% Game: 26-57 45.6%  
3FG % 1st Half: 2-10 20.0% 2nd half: 6-8 75.0% Game: 8-18 44.4%  
FT % 1st Half: 0-1 0.0% 2nd half: 11-14 78.6% Game: 11-15 73.3%

Deadball  
Rebounds  
5,6

##### Southeast Mo. St. 94 • 8-10,3-2 OVC

#	Player	Total		3-Ptr		Rebounds			PF	TP	A TO Blk Stl					Min
		FG	FGA	FG	FGA	Off	Def	Tot								
24	CLARK, Kobe	f	0-1	0-0	0-0	0	7	7	3	0	4	2	0	0	0	19
14	JOHNSON, Nate	c	4-6	0-0	0-2	1	2	3	3	8	2	0	1	1	0	21
01	RUSSELL, Phillip	g	5-9	3-5	3-4	1	0	1	3	16	4	3	0	2	0	26
05	HARRIS, Chris	g	3-8	1-4	6-9	0	3	3	1	13	3	1	0	2	0	24
33	BRANSON, Dylan	g	3-4	1-2	2-2	1	5	6	3	9	4	0	0	1	0	28
00	BARNES, Israel	g	9-12	2-5	0-2	0	1	1	0	20	1	0	0	0	0	29
03	SMART, Aquan	g	3-5	0-1	0-0	1	2	3	1	6	3	4	0	0	0	21
04	LARSON, Adam	g	4-5	3-4	0-0	0	1	1	0	11	0	1	1	0	0	11
11	EURSHER, Evan	g	1-1	1-1	0-0	0	0	0	0	3	1	0	0	0	0	2
12	GOWINS, Tevin	g	1-1	1-1	1-2	0	0	0	0	4	1	0	0	0	0	2
15	MITCHELL, Josh	g	1-2	0-0	0-0	1	2	3	4	2	0	2	0	0	0	13
21	EARLEY, Josh	g	1-1	0-0	0-0	0	1	1	0	2	0	0	0	0	0	2
35	HANBACK, Mason	g	0-0	0-0	0-0	0	1	1	2	0	0	0	0	0	0	2
Team						0	0	0								
Totals			35-55	12-23	12-21	5	25	30	20	94	23	13	2	9	0	200

FG % 1st Half: 17-27 63.0% 2nd half: 18-28 64.3% Game: 35-55 63.6%  
3FG % 1st Half: 7-13 53.8% 2nd half: 5-10 50.0% Game: 12-23 52.2%  
FT % 1st Half: 4-9 44.4% 2nd half: 8-12 66.7% Game: 12-21 57.1%

Deadball  
Rebounds  
6,4

Officials: Andrew Walton, Kevin Driver, Steve Divine  
Technical fouls: Lindenwood-None. Southeast Mo. St.-RUSSELL, Phillip.  
Attendance: 875

2022-23 Men's Basketball. Round: 0. Lindenwood vs Southeast Mo. St.. Played at

Score by periods	1st	2nd	Total
Lindenwood	28	43	71
Southeast Mo. St.	45	49	94

	In Paint	Off T/O	2nd Chance	Fast Break	Bench
Points Linden	32	8	2	7	18
SEMO	42	17	6	15	48



# Game 19

## Southeast Missouri 91 Morehead State 86

January 14, 2023 • Johnson Arena • Morehead, Ky.



**CAPE GIRARDEAU, Mo.**  
Phillip Russell tied the Southeast Missouri NCAA

Division I single-game scoring record with 37 points to fuel a high-scoring 91-86 comeback win over Ohio Valley Conference pre-season favorite Morehead State.

SEMO battled back from an 11-point deficit to tie the game at 83-83 on a 3-pointer by Russell with 1:55 to go.

Russell's fifth 3-pointer of the game gave the momentum to the Redhawks who then scored eight of the final 11 points to take down the Eagles.

After MSU took a 86-85 lead on two free throws by Mark Freeman

with less than a minute, Chris Harris nailed a huge 3-pointer and SEMO didn't look back. Harris' 3-pointer came after Israel Barnes rebounded a missed jumper by Russell.

Russell (1) and Harris (2) combined for three free throws the rest of the way to put the finishing touches on the nice road win.

SEMO withstood a 17-4 MSU run early in the second half.

Russell, who surpassed 30 points in a game for the second time in his career, shot 11-of-20 from the field, 5-of-9 from downtown and a near-perfect 10-of-11 at the free throw line. His 37 points tied Tyler Stone (37, at SIUE, Feb. 6, 2014) for the program's NCAA Division I single-game record. Russell had six assists, as well.

# Game 20

## UT Martin 80 Southeast Missouri 60

January 19, 2023 • Show Me Center • Cape Girardeau, Mo.



**MARTIN, Tenn.**  
Chris Harris scored 16 points as Southeast Missouri fell to

UT Martin, 80-60, at the Show Me Center.

UTM put an end to SEMO's three-game winning streak.

The Redhawks led for only 49 seconds and started slow shooting just 22.6 percent (7-of-31) in the first half.

SEMO won the tip and Nate Johnson quickly scored the game's first basket 15 seconds in.

After that, SEMO went cold missing 13 field goals in a row. The Redhawks went without a field goal for 7:22 until Aquan Smart's bucket was ruled good following a goalten-

ding at the 12:23 mark to end the drought.

Ahead, 17-14, UTM then went on a 10-0 run and widened its lead to 27-14 when KJ Simon scored to cap the surge with 4:41 left.

Parker Stewart's 3-pointer later increased the Skyhawks lead to 35-20 before UTM headed into the intermission up, 38-24.

UTM, the best free throw shooting team in conference play this season, was in the bonus for the final 10:59 of the game.

Three-pointers on consecutive possessions by Desmond Williams and Josh Endicott grabbed the Skyhawks a 69-51 lead and UTM later went ahead by 20 to claim its 12th win.

### Southeast Mo. St. 91 • 9-10,4-2 OVC

#	Player	Total		3-Ptr		Rebounds			PF	TP	A TO Blk Stl				Min
		FG-FGA	FG-FGA	FT-FTA	FT-FTA	Off	Def	Tot							
14	JOHNSON, Nate	c	5-5	0-0	0-0	0	3	3	4	10	1	0	1	1	21
01	RUSSELL, Phillip	g	11-20	5-9	10-11	1	0	1	4	37	6	2	0	1	38
03	SMART, Aquan	g	1-4	1-3	0-0	0	5	5	3	3	2	2	0	3	27
05	HARRIS, Chris	g	6-9	2-4	9-9	0	4	4	2	23	1	2	0	0	35
33	BRANSON, Dylan	g	2-3	0-0	2-2	1	2	3	3	6	1	4	0	0	23
00	BARNES, Israel	g	3-5	0-1	0-1	1	4	5	1	6	1	1	0	1	30
04	LARSON, Adam	g	0-3	0-3	0-0	0	0	0	1	0	0	0	0	0	10
15	MITCHELL, Josh	g	1-1	0-0	0-0	0	0	0	3	2	0	1	0	0	3
25	HANBACK, Mason	g	2-3	0-0	0-0	0	0	0	3	4	0	1	3	0	13
Team						1	2	3							
Totals			31-53	8-20	21-23	4	20	24	24	91	12	13	4	6	200

FG % 1st Half: 17-27 63.0% 2nd half: 14-26 53.8% Game: 31-53 58.5%  
3FG % 1st Half: 4-9 44.4% 2nd half: 4-11 36.4% Game: 8-20 40.0%  
FT % 1st Half: 9-9 100.0 2nd half: 12-14 85.7% Game: 21-23 91.3%

Deadball  
Rebounds  
1

### Morehead St. 86 • 10-9,3-3 OVC

#	Player	Total		3-Ptr		Rebounds			PF	TP	A TO Blk Stl				Min
		FG-FGA	FG-FGA	FT-FTA	FT-FTA	Off	Def	Tot							
45	Alex Gross	r	3-12	0-0	3-6	6	5	11	4	9	3	2	1	0	21
00	Mark Freeman	g	9-15	3-6	5-6	1	3	4	3	26	4	5	0	5	34
03	Drew Thelwell	g	6-13	3-6	1-3	0	2	2	4	16	6	2	0	0	39
15	Kalil Thomas	g	2-4	1-2	0-0	3	3	6	3	5	1	1	0	0	26
24	Jake Wolfe	g	4-7	1-2	2-3	1	2	3	3	11	1	0	0	0	33
05	Branden Maughmer	g	4-5	2-2	4-6	1	3	4	5	14	2	1	0	0	20
11	Trent Scott	g	0-0	0-0	0-0	0	0	0	0	0	0	0	0	0	3
14	Chris Cole	g	0-0	0-0	0-0	0	0	0	0	0	0	0	0	0	5
22	LJ Bryan	g	1-3	0-0	3-4	0	0	0	0	5	3	0	0	2	19
Team						1	0	1							
Totals			29-59	10-18	18-28	13	18	31	22	86	20	11	1	7	200

FG % 1st Half: 17-29 58.6% 2nd half: 12-30 40.0% Game: 29-59 49.2%  
3FG % 1st Half: 5-7 71.4% 2nd half: 5-11 45.5% Game: 10-18 55.6%  
FT % 1st Half: 10-15 66.7% 2nd half: 8-13 61.5% Game: 18-28 64.3%

Deadball  
Rebounds  
7,1

Officials: Jon Garrett, Josh Pitto, Bryan Washer

Technical fouls: Southeast Mo. St.-None. Morehead St.-None.

Attendance: 1740

2022-23 Men's Basketball. Round: 0. Morehead St. vs Southeast Mo. St.. Played

Score by periods	1st	2nd	Total
Southeast Mo. St.	47	44	91
Morehead St.	49	37	86

	Points	In Paint	Off T/O	2nd Chance	Fast Break	Bench
SEMO	42	9	5	5	5	12
More	36	18	13	16	19	

### UT Martin 80 • 12-8,4-3 OVC

#	Player	Total		3-Ptr		Rebounds			PF	TP	A TO Blk Stl				Min
		FG-FGA	FG-FGA	FT-FTA	FT-FTA	Off	Def	Tot							
05	Chris Nix	r	1-3	0-0	2-3	0	7	7	2	4	1	2	0	0	22
23	Jalen Myers	r	1-2	0-0	2-2	0	8	8	2	4	0	2	0	0	22
02	KJ Simon	g	7-12	0-1	0-2	1	2	3	4	14	1	6	0	5	27
03	Jordan Sears	g	8-10	2-3	2-2	1	3	4	1	20	4	4	0	0	31
45	Parker Stewart	g	5-12	4-9	2-2	1	4	5	4	16	1	2	0	1	29
01	Koby Jeffries	g	0-1	0-1	2-2	0	1	1	1	2	1	1	0	0	9
04	Josh Endicott	g	2-4	1-2	0-0	0	3	3	2	5	1	2	0	1	16
10	Desmond Williams	g	4-6	3-5	0-0	0	1	1	1	11	0	1	0	2	28
55	David Kamwanga	g	1-2	0-0	2-3	2	4	6	3	4	0	0	0	0	16
Team						0	0	0							
Totals			29-52	10-21	12-16	5	33	38	20	80	9	21	0	9	200

FG % 1st Half: 14-29 48.3% 2nd half: 15-23 65.2% Game: 29-52 55.8%  
3FG % 1st Half: 4-12 33.3% 2nd half: 6-9 66.7% Game: 10-21 47.6%  
FT % 1st Half: 6-8 75.0% 2nd half: 6-8 75.0% Game: 12-16 75.0%

Deadball  
Rebounds  
2,5

### Southeast Mo. St. 60 • 9-11,4-3 OVC

#	Player	Total		3-Ptr		Rebounds			PF	TP	A TO Blk Stl				Min
		FG-FGA	FG-FGA	FT-FTA	FT-FTA	Off	Def	Tot							
14	JOHNSON, Nate	c	3-4	0-0	3-4	4	0	4	3	9	0	2	2	0	22
00	BARNES, Israel	g	1-7	0-3	0-2	2	0	2	2	2	2	0	0	1	32
03	SMART, Aquan	g	3-7	0-2	2-2	0	0	0	5	8	1	3	0	1	15
05	HARRIS, Chris	g	4-17	1-5	7-9	1	1	2	1	16	2	2	0	1	31
33	BRANSON, Dylan	g	4-10	1-3	1-2	0	6	6	4	10	0	4	0	2	31
04	LARSON, Adam	g	0-1	0-1	0-0	0	1	1	1	0	0	1	0	0	14
11	EURSHER, Evan	g	2-6	1-4	2-2	0	2	2	1	7	1	1	0	2	10
12	GOWINS, Tevin	g	0-1	0-0	0-0	0	0	0	0	0	0	1	0	0	3
21	EARLEY, Josh	g	1-3	0-0	0-0	0	2	2	1	2	0	0	0	0	13
24	CLARK, Kobe	g	2-7	0-4	2-4	1	4	5	2	6	1	1	0	4	29
Team						0	0	0							
Totals			20-63	3-22	17-25	8	16	24	20	60	7	15	2	11	200

FG % 1st Half: 7-31 22.6% 2nd half: 13-32 40.6% Game: 20-63 31.7%  
3FG % 1st Half: 1-12 8.3% 2nd half: 2-10 20.0% Game: 3-22 13.6%  
FT % 1st Half: 9-15 60.0% 2nd half: 8-10 80.0% Game: 17-25 68.0%

Deadball  
Rebounds  
5,4

Officials: JP Primm, Shane Staggs, Kevin Mathis

Technical fouls: UT Martin-KJ Simon; David Kamwanga. Southeast Mo.

St.-JOHNSON, Nate.

Attendance: 1115

2022-23 Men's Basketball. Round: 0. Southeast Mo. St. vs UT Martin. Played at

Score by periods	1st	2nd	Total
UT Martin	38	42	80
Southeast Mo. St.	24	36	60

	Points	In Paint	Off T/O	2nd Chance	Fast Break	Bench
UTM	26	15	17	8	12	22
SEMO	32	15	1	14	15	





## 2022-23 SOUTHEAST MISSOURI BASKETBALL NOTES

### GAME SUMMARIES

Game  
21

### Tennessee Tech 77 Southeast Missouri 84 <sup>2OT</sup>

January 21, 2023 • Show Me Center • Cape Girardeau, Mo.



#### CAPE GIRARDEAU, MO.

Southeast Missouri, after letting a 22-point

lead disappear, rallied to survive an 84-77 double overtime victory over Tennessee Tech at the Show Me Center.

SEMO scored the final six points of the second overtime period to pick up its 10th win of the season. The Redhawks moved into a six-way tie for first in the Ohio Valley Conference.

SEMO exploded to a quick 9-0 lead behind five points from Phillip Russell who returned after missing Thursday's game vs. UT Martin with an ankle injury.

The Redhawks outscored the Golden Eagles, 14-7, in the last five minutes of the game to pick up their first win in overtime this season.

Harris scored 23 points and had 11 rebounds for his first career double-double. He shot 8-of-17 from the field and buried four 3-pointers.

Russell followed with 13 points, while Aquan Smart and Israel Barnes each pitched in 10. Dylan Branson grabbed a career-high 12 rebounds, as well.

SEMO outrebounded TTU, 50-33, for a +17 margin, its largest of the season. The Redhawks controlled the offensive glass, 15-3.

Game  
22

### Tennessee State 75 Southeast Missouri 92

January 26, 2023 • Show Me Center • Cape Girardeau, Mo.



#### CAPE GIRARDEAU, Mo.

Phillip Russell scored a game-high 30 points

and had nine assists as Southeast Missouri overcame a 16-point deficit to beat Tennessee State, 92-75, at the Show Me Center.

SEMO trailed 16-1 early before outscoring, 49-31, in the second half to pull off its come-from-behind win. The Redhawks remain tied for first in the Ohio Valley Conference with four others, including UT Martin, Morehead State, Tennessee Tech and Southern Indiana.

After Justin Williams' layup gave the game its fifth tie at 53-53 with 13:45 remaining, SEMO put together an 11-0 run to pull away.

Josh Earley scored four points, while Russell buried a 3-pointer, Smart threw down a dunk and Israel Barnes knocked down a jumper to get the Redhawks their first double-digit lead, 64-53, at the 10:46 mark. TSU missed nine-straight field goals and did not score for 3:35.

Russell shot 8-of-15 from the field and a near-perfect 10-of-11 at the free throw line. He buried four 3-pointers and scored 30 or more points for the second time this season and third in his career.

Smart followed with 14 points, while Earley added 12 and Chris Harris chipped in 10.

#### Tennessee Tech 77 • 9-12,5-3 OVC

#	Player	Total		3-Ptr	Rebounds			PF	TP	A	TO	Blk	Stl	Min	
		FG-FGA	FG-FGA	FT-FTA	Off	Def	Tot								
02	Jaylen Seebree	f	2-13	1-6	0-0	2	12	14	1	5	0	3	0	1	35
04	Nolan Causwell	c	0-1	0-0	2-2	1	0	1	2	2	1	0	0	0	12
00	Ty Perry		4-11	2-8	0-0	0	3	3	3	10	6	1	1	1	48
11	Grant Strong	g	0-1	0-0	0-0	0	0	0	0	0	0	1	0	0	4
13	Jayvis Harvey	g	7-13	3-7	5-8	0	5	5	1	22	3	3	1	3	48
05	Brett Thompson		6-10	4-5	2-4	0	3	3	2	18	1	3	0	0	33
10	Grant Slatten		0-3	0-0	0-0	0	1	1	1	0	0	0	0	0	17
12	Erik Oliver		6-10	0-4	1-1	0	4	4	0	13	0	1	0	1	30
33	Bogdan Zimonjic		2-3	1-1	0-1	0	2	2	3	5	3	0	0	0	15
35	Jerome Beya		1-1	0-0	0-0	0	0	0	5	2	0	1	0	0	8
	Team					0	0	0				1			
Totals			28-66	11-31	10-16	3	30	33	18	77	14	14	2	6	250

FG % 1st Half: 10-24 41.7% 2nd half: 15-27 55.6% OT: 3-15 20.0% Game: 28-66 42.4% Deadball  
3FG % 1st Half: 2-9 22.2% 2nd half: 7-12 58.3% OT: 2-10 20.0% Game: 11-31 35.5% Rebounds  
FT % 1st Half: 3-4 75.0% 2nd half: 4-8 50.0% OT: 3-4 75.0% Game: 10-16 62.5%

#### Southeast Mo. St. 84 • 10-11,5-3 OVC

#	Player	Total		3-Ptr	Rebounds			PF	TP	A	TO	Blk	Stl	Min	
		FG-FGA	FG-FGA	FT-FTA	Off	Def	Tot								
14	JOHNSON, Nate	c	4-4	0-0	0-2	2	0	2	4	8	1	1	1	0	23
01	RUSSELL, Phillip		4-16	2-9	3-7	2	4	6	3	13	8	3	0	2	45
03	SMART, Aquan	g	4-9	1-5	1-2	0	6	6	2	10	1	1	2	0	42
05	HARRIS, Chris	g	8-17	4-10	3-4	0	11	11	0	23	0	0	0	1	46
33	BRANSON, Dylan	g	2-7	0-1	2-2	6	6	12	5	6	4	3	1	3	34
00	BARNES, Israel		5-12	0-5	0-0	2	5	7	2	10	4	1	1	0	33
04	LARSON, Adam		2-4	1-2	0-0	0	2	2	1	5	0	0	0	0	6
11	EURSHER, Evan		0-0	0-0	0-0	0	0	0	0	0	0	0	0	0	2
15	MITCHELL, Josh		1-2	0-0	0-0	0	0	0	0	2	0	1	0	0	2
21	EARLEY, Josh		3-6	0-0	1-2	3	1	4	0	7	0	2	0	0	17
	Team					0	0	0				1			
Totals			33-77	8-32	10-19	15	35	50	17	84	18	13	5	6	250

FG % 1st Half: 15-33 45.5% 2nd half: 11-30 36.7% OT: 7-14 50.0% Game: 33-77 42.9% Deadball  
3FG % 1st Half: 6-16 37.5% 2nd half: 1-10 10.0% OT: 1-6 16.7% Game: 8-32 25.0% Rebounds  
FT % 1st Half: 1-4 25.0% 2nd half: 6-9 66.7% OT: 3-6 50.0% Game: 10-19 52.6%

Officials: John Boylan, Jr., Kelly Davis, Greg Rennegarbe  
Technical fouls: Tennessee Tech-None. Southeast Mo. St.-None.  
Attendance: 2632  
2022-23 Men's Basketball. Round: 0. Southeast Mo. St. vs Tennessee Tech. Playe

Score by periods	1st	2nd	OT	OT2	Total
Tennessee Tech	25	41	4	7	77
Southeast Mo. St.	37	29	4	14	84

Points	In	Off	2nd	Fast	Break	Bench
TNTech	28	15	3	16	38	
SEMO	44	19	14	18	24	

#### Tennessee St. 75 • 11-11,3-6 OVC

#	Player	Total		3-Ptr	Rebounds					PF	TP	A	TO	Blk	Stl	Min
		FG-FGA	FG-FGA	FT-FTA	Off	Def	Tot									
00	Zion Griffin	f	2-2	0-0	0-0	3	2	5	1	4	0	2	1	0	20	
10	Adong Makuoi	c	2-5	0-0	1-2	1	4	5	3	5	1	2	1	0	22	
01	Marcus Fitzgerald Jr	g	1-6	1-3	0-0	0	1	1	4	3	3	5	0	1	18	
04	Jr. Clay	g	10-21	4-8	2-3	1	6	7	1	26	14	2	0	3	37	
20	Dedric Boyd	g	5-11	3-7	0-0	0	2	2	4	13	0	1	0	0	36	
05	Tajik Bartholomew		0-0	0-0	0-0	0	0	0	0	0	0	0	0	0	3	
11	Justin Williams		2-6	0-3	3-4	1	2	3	3	7	4	2	0	2	28	
13	Zool Kueth		4-5	2-3	0-0	1	5	6	2	10	0	1	1	0	20	
44	David Acosta		3-3	0-0	1-6	1	0	1	4	7	1	1	2	0	16	
	Team					0	0	0				1				
	Totals		29-59	10-24	7-15	8	22	30	22	75	23	17	5	6	200	

FG % 1st Half: 16-25 64.0% 2nd half: 13-34 38.2% Game: 29-59 49.2% Deadball  
3FG % 1st Half: 6-13 46.2% 2nd half: 4-11 36.4% Game: 10-24 41.7% Rebounds  
FT % 1st Half: 6-11 54.5% 2nd half: 1-4 25.0% Game: 7-15 46.7%

#### Southeast Mo. St. 92 • 11-11,6-3 OVC

#	Player	Total		3-Ptr	Rebounds					PF	TP	A	TO	Blk	Stl	Min
		FG-FTA	FG-FGA	FT-FTA	Off	Def	Tot									
14	JOHNSON, Nate	c	2-3	0-0	2-2	3	0	3	2	6	1	0	0	0	0	24
01	RUSSELL, Phillip	g	8-15	4-9	10-11	1	2	3	1	30	9	2	1	1	1	35
03	SMART, Aquan		4-12	2-5	4-5	2	4	6	3	14	4	2	1	4	33	
05	HARRIS, Chris	g	3-12	1-6	3-4	0	5	5	2	10	4	4	0	3	33	
33	BRANSON, Dylan	g	1-4	0-2	1-2	1	5	6	1	3	1	0	0	2	24	
00	BARNES, Israel		4-6	1-2	0-1	0	2	2	1	9	0	0	0	0	24	
04	LARSON, Adam		3-5	2-3	0-0	0	2	2	2	8	0	0	1	0	11	
11	EURSHER, Evan		0-0	0-0	0-0	0	0	0	0	0	0	0	0	0	0+	
12	GOWINS, Tevin		0-0	0-0	0-0	0	0	0	0	0	0	0	0	0	0+	
21	EARLEY, Josh		6-7	0-0	0-1	1	4	5	3	12	0	1	0	0	16	
	Team					1	0	1				1				
	Totals		31-64	10-27	20-26	9	24	33	15	92	19	10	3	10	200	

FG % 1st Half: 14-31 45.2% 2nd half: 17-33 51.5% Game: 31-64 48.4% Deadball  
3FG % 1st Half: 5-15 33.3% 2nd half: 5-12 41.7% Game: 10-27 37.0% Rebounds  
FT % 1st Half: 10-15 66.7% 2nd half: 10-11 90.9% Game: 20-26 76.9%

Officials: James Hicks, Andrew Walton, John St. Clair  
Technical fouls: Tennessee St.-Marcus Fitzgerald Jr; Dedric Boyd. Southeast  
Mo. St.-None.  
Attendance: 1857  
2022-23 Men's Basketball. Round: 0. Southeast Mo. St. vs Tennessee St.. Playe

Score by periods	1st	2nd	Total
Tennessee St.	44	31	75
Southeast Mo. St.	43	49	92

Points	In	Off	2nd	Fast	Break	Bench
TSU	38	14	4	17	24	
SEMO	32	26	12	20	29	



# Game 23

## Southeast Missouri 79 Eastern Illinois 68

January 23, 2023 • Lantz Arena • Charleston, Ill.



### CHARLESTON, Ill.

Phillip Russell scored 19 points and had six assists leading four players in double figures as Southeast Missouri grinded out a 79-68 win over Eastern Illinois.

SEMO, which picked up its seventh win in nine games, remained tied for first in the Ohio Valley Conference standings. The Redhawks also won three-straight OVC road games for the first time since 2012-13.

The Redhawks fell behind, 6-2, but responded by scoring the next 19 points to grab a 21-6 lead with 12:20 remaining in the first half.

Russell got things going with the first five points of the surge and then capped the run with a four-point play after he drained a 3-pointer, was fouled and made his extra free throw.

EIU later strung together a 10-0 run and pulled within seven (27-20) on Cameron Haffner's 3-pointer at the 5:42 mark. assists, as well.

Russell shot 4-of-8 from the field and made 8-of-10 free throws. He also drained three 3-pointers and went over 200 assists in his career.

Israel Barnes and Adam Larson followed with 11 points apiece, while Josh Earley chipped in 10 points and eight rebounds.

# Game 24

## Little Rock 98 Southeast Missouri 99

February 2, 2023 • Show Me Center • Cape Girardeau, Mo.



### CAPE GIRARDEAU, Mo.

Phillip Russell had a

double-double 37 points and 10 assists, and Southeast Missouri made a season-high 14 three-pointers to outlast Little Rock, 99-98, at the Show Me Center.

For the second time this year, Russell tied SEMO's all-time NCAA Division I single-game scoring record. His big performance helped the Redhawks get out of what was once a 12-point deficit late in the first half.

SEMO, down 50-41 at halftime, wasted no time scoring the first eight points of the second half to quickly pull within one. Russell split

two free throws, Chris Harris made a jumper and Dylan Branson buried a 3-pointer. Russell followed that up with a layup to cut LR's lead to 50-49 with 17:23 to go.

LR continued to hang around and was within two or three points several times in the final 3:48.

The game featured a total of nine ties with seven in the second half alone.

Russell shot 9-of-16 from the field, made four 3-pointers and hit 15-of-18 free throws to go along with his career-best 10 assists. He also added four rebounds in 37 minutes.

Harris followed with 16 points, Josh Earley scored 15 points and had seven rebounds, and Branson pitched in 11.

### Southeast Mo. St. 79 • 12-11, 7-3 OVC

#	Player		Total		3-Ptr		Rebounds		PF	TP	A TO Blk Stl				Min
			FG-FGA	FT-FTA	FG-FGA	FT-FTA	Off	Def			Total	Total	Total	Total	
14	JOHNSON, Nate	c	3-3	0-0	0-0	1	1	2	4	6	2	0	1	2	20
01	RUSSELL, Phillip	g	4-8	3-7	8-10	1	1	2	5	19	6	3	0	1	27
03	SMART, Aquan	g	2-7	0-1	4-7	0	2	2	4	8	1	2	0	3	27
05	HARRIS, Chris	g	1-4	1-3	3-3	0	4	4	1	6	2	6	0	1	26
33	BRANSON, Dylan	g	2-3	1-2	3-4	1	2	3	4	8	3	2	1	1	25
00	BARNES, Israel		5-12	0-4	1-2	0	2	2	2	11	5	2	0	0	33
04	LARSON, Adam		4-10	3-7	0-0	1	3	4	2	11	1	0	3	1	21
11	EURSHER, Evan		0-0	0-0	0-0	0	1	1	1	0	0	0	0	0	2
21	EARLEY, Josh		5-8	0-0	0-0	1	7	8	0	10	0	0	0	0	19
Team						3	3	6							
Totals			26-55	8-24	19-26	8	26	34	23	79	20	15	5	9	200

FG % 1st Half: 14-31 45.2% 2nd half: 12-24 50.0% Game: 26-55 47.3%  
3FG % 1st Half: 4-15 26.7% 2nd half: 4-9 44.4% Game: 8-24 33.3%  
FT % 1st Half: 7-8 87.5% 2nd half: 12-18 66.7% Game: 19-26 73.1%

### Eastern Ill. 68 • 7-16, 3-7 OVC

#	Player	Total		3-Ptr		Rebounds		PF	TP	A TO Blk Stl				Min
		FG-FGA	FT-FTA	FG-FGA	FT-FTA	Off	Def							
02	Paul Bizimana	3-6	0-1	0-0	0	1	1	1	6	0	1	0	1	15
24	Kyle Thomas	2-3	0-0	2-2	0	3	3	2	6	1	2	1	0	14
03	Cameron Haffner	2-8	1-4	0-0	0	1	1	3	5	0	2	0	0	22
04	Yaakema Rose	6-13	0-2	3-4	1	3	4	3	15	8	3	0	6	29
20	Caleb Donaldson	5-11	1-3	0-2	0	6	6	2	11	3	0	0	0	37
05	Sincere Malone	1-2	0-0	2-2	2	3	5	4	4	0	3	0	4	25
11	Nick Eliington	2-5	0-0	9-12	3	4	7	1	13	0	1	2	0	22
13	Kyle Carlesimo	1-2	1-2	0-0	1	0	1	0	3	0	2	0	0	5
25	Dan Luers	2-8	1-2	0-1	1	0	1	5	5	1	2	0	1	27
34	Jermaine Hamlin	0-1	0-0	0-0	1	1	2	0	0	0	1	0	0	4
Team						3	2	5						
Totals		24-59	4-14	16-23	12	24	36	21	68	13	16	4	12	200

FG % 1st Half: 13-32 40.6% 2nd half: 11-27 40.7% Game: 24-59 40.7%  
3FG % 1st Half: 3-9 33.3% 2nd half: 1-5 20.0% Game: 4-14 28.6%  
FT % 1st Half: 0-0 0.0% 2nd half: 16-23 69.6% Game: 16-23 69.6%

Officials: Cody Crum, Davis Maxwell, James Gibson  
Technical fouls: Southeast Mo. St.-None. Eastern Ill.-None.  
Attendance: 1515

2022-23 Men's Basketball. Round: 0. Eastern Ill. vs Southeast Mo. St.. Played

Score by periods	1st	2nd	Total
Southeast Mo. St.	39	40	79
Eastern Ill.	29	39	68

Points	In Paint	Off T/O	2nd Chance	Fast Break	Bench
SEMO	30	20	9	13	32
EIU	28	15	14	10	25

### Little Rock 98 • 7-17, 3-8 OVC

#	Player	Total		3-Ptr		Rebounds		PF	TP	A TO Blk Stl				Min
		FG-FGA	FT-FTA	FG-FGA	FT-FTA	Off	Def							
01	DeAntoni Gordon	5-8	0-0	7-10	1	3	4	2	17	5	1	0	0	38
22	Nigel John	6-11	0-0	1-3	2	2	4	4	13	1	2	0	1	28
02	D.J. Smith	1-2	0-1	0-0	0	1	1	5	2	1	0	0	1	16
05	CJ White	6-13	3-4	7-7	0	7	7	4	22	6	4	1	1	38
15	Myron Gardner	6-8	0-1	3-4	2	8	10	5	15	2	3	0	0	30
03	Isaiah Palermo	7-12	0-0	6-8	2	2	4	4	20	1	3	0	1	31
11	Ethan Speaker	1-1	0-0	0-0	0	2	0	2	1	0	0	1	1	15
12	Jordan Jefferson	1-3	1-3	4-4	0	0	0	0	7	0	0	0	0	4
Team						0	0	0						
Totals		33-58	4-9	28-36	7	25	32	24	98	17	14	1	5	200

FG % 1st Half: 19-31 61.3% 2nd half: 14-27 51.9% Game: 33-58 56.9%  
3FG % 1st Half: 3-5 60.0% 2nd half: 1-4 25.0% Game: 4-9 44.4%  
FT % 1st Half: 9-11 81.8% 2nd half: 19-25 76.0% Game: 28-36 77.8%

### Southeast Mo. St. 99 • 13-11, 8-3 OVC

#	Player	Total		3-Ptr		Rebounds		PF	TP	A TO Blk Stl				Min
		FG-FGA	FT-FTA	FG-FGA	FT-FTA	Off	Def							
14	JOHNSON, Nate	0-1	0-0	2-2	1	0	1	2	2	0	0	2	0	13
01	RUSSELL, Phillip	9-16	4-9	15-18	2	2	4	4	37	10	4	0	0	37
03	SMART, Aquan	1-3	0-0	0-0	0	7	7	4	2	6	1	1	1	32
05	HARRIS, Chris	5-12	4-7	2-2	0	2	2	2	16	0	0	0	0	36
33	BRANSON, Dylan	4-5	3-4	0-0	1	0	1	5	11	1	1	0	0	22
00	BARNES, Israel	3-5	0-1	1-2	0	0	0	1	7	1	0	0	0	22
04	LARSON, Adam	3-7	3-6	0-0	0	1	1	4	9	0	1	1	1	10
11	EURSHER, Evan	0-0	0-0	0-0	0	0	0	0	0	0	0	0	0	2
21	EARLEY, Josh	5-8	0-0	5-11	2	5	7	3	15	0	2	2	1	26
Team						0	0	0						
Totals		30-57	14-27	25-35	6	17	23	25	99	18	11	6	3	200

FG % 1st Half: 15-33 45.5% 2nd half: 15-24 62.5% Game: 30-57 52.6%  
3FG % 1st Half: 7-16 43.8% 2nd half: 7-11 63.6% Game: 14-27 51.9%  
FT % 1st Half: 4-7 57.1% 2nd half: 21-28 75.0% Game: 25-35 71.4%

Officials: JP Primm, Shane Staggs, Kevin Driver

Technical fouls: Little Rock-Isaiah Palermo. Southeast Mo. St.-BRANSON, Dylan.

Attendance: 1290

2022-23 Men's Basketball. Round: 0. Little Rock vs Southeast Mo. St.. Played a

Score by periods	1st	2nd	Total
Little Rock	50	48	98
Southeast Mo. St.	41	58	99

Points	In Paint	Off T/O	2nd Chance	Fast Break	Bench
LR	40	15	12	17	29
SEMO	48	15	10	19	31



## 2022-23 SOUTHEAST MISSOURI BASKETBALL NOTES

### GAME SUMMARIES

Game  
25

#### Southeast Missouri 80 Tennessee Tech 82

February 4, 2023 • Eblen Center • Cookeville, Tenn.



##### COOKEVILLE, TENN.

Phillip Russell scored 29 points and made three

free throws to tie the game with five seconds left, but Brett Thompson buried a game-winning shot at the buzzer to send Tennessee Tech to an 82-80 win over Southeast Missouri at the Eblen Center.

Thompson fouled Russell behind the 3-point line with 5.2 seconds on the clock. Russell, SEMO's best free throw shooter, headed to the free throw line and calmly made all three of his shots to tie the game at 80-80.

Thompson made up for his foul by making a pullup jumper in the paint as time expired allowing the

Golden Eagles to hang on.

SEMO was down 17 (56-39) with 15:46 left to play in the second half before coming all the way back to tie the game.

Russell put on a show in the final 20 minutes scoring 22 of his points to go along with four 3-pointers and six free throws.

Chris Harris followed with 21 points. He, too, made four 3-pointers and missed only one free throw (5-of-6). Harris also grabbed a game-high nine rebounds. Israel Barnes added 13 points, as well.

SEMO shot 50 percent (13-of-26) and outscored TTU, 44-35, in the second half.

Game  
26

#### Southeast Missouri 65 Tennessee State 85

February 9, 2023 • Gentry Center • Nashville, Tenn.



##### NASHVILLE -

In a game plagued with 54 personal fouls and a staggering

11 technical fouls, Southeast Missouri fell to Tennessee State, 85-65, at the Gentry Center.

The marathon matchup lasted two hours and 33 minutes and resulted in SEMO taking its second-straight loss.

The Redhawks scored the first five points of the contest and TSU later grabbed a five-point lead (16-11) of its own. A 3-pointer by Dedric Boyd pushed the Tigers lead to 21-14 with 11:19 remaining in the first half.

A Josh Earley dunk and Adam Larson layup in transition quickly

cut TSU's lead to 21-18, but a layup by Jr. Clay and 3-pointer by Zool Kueth extended the Tigers margin to 26-18 at the 9:40 mark.

The Redhawks countered with a 6-0 jaunt that included a layup by Israel Barnes and another Earley dunk that came shortly after a Phillip Russell free throw. Earley followed that up with a free throw to get SEMO within two (26-24).

With 10 minutes to play, TSU held a 69-46 lead following a 12-0 run where the Redhawks didn't score for over three minutes.

SEMO didn't recover from that point on.

##### Southeast Mo. St. 80 • 13-12,8-4 OVC

#	Player		Total		3-Ptr		Rebounds			PF	TP	A	TO	Blk	Stl	Min
			FG	FGA	FG	FGA	FT	FTA	Off							
14	JOHNSON, Nate	c	3-4	0-0	2-2	2	3	5	4	8	1	2	4	0	22	
01	RUSSELL, Phillip	g	8-19	4-8	9-10	0	2	2	3	29	8	4	0	0	38	
03	SMART, Aquan	g	2-8	0-2	0-0	0	3	3	2	4	2	3	0	4	27	
05	HARRIS, Chris	g	6-13	4-7	5-6	1	8	9	1	21	0	1	0	1	30	
33	BRANSON, Dylan	g	2-6	0-3	0-0	0	6	6	5	4	0	3	0	1	33	
00	BARNES, Israel	g	5-7	2-2	1-1	0	3	3	2	13	0	0	1	2	28	
04	LARSON, Adam	g	0-1	0-1	0-0	0	2	2	1	0	0	0	0	0	9	
15	MITCHELL, Josh	g	0-0	0-0	0-0	0	0	0	0	0	0	0	0	0	1	
21	EARLEY, Josh	g	0-1	0-0	1-2	0	1	1	2	1	0	2	1	0	12	
Team						3	1	4								
Totals			26-59	10-23	18-21	6	29	35	20	80	11	15	6	8	200	

FG % 1st Half: 13-33 39.4% 2nd half: 13-26 50.0% Game: 26-59 44.1%  
3FG % 1st Half: 4-13 30.8% 2nd half: 6-10 60.0% Game: 10-23 43.5%  
FT % 1st Half: 6-6 100.0 2nd half: 12-15 80.0% Game: 18-21 85.7%

Deadball  
Rebounds  
0

##### Tennessee Tech 82 • 11-14,7-5 OVC

#	Player		Total		3-Ptr		Rebounds				PF	TP	A	TO	Blk	Stl	Min
			FG-FTA	FG-FGA	FT-FTA	Off	Def	Tot									
02	Jaylen Seabee	f	6-12	4-6	6-7	1	8	9	0	22	5	2	0	2	37		
00	Ty Perry	g	4-10	3-8	1-2	0	4	4	5	12	1	2	0	1	31		
01	Diante Wood	g	3-8	0-0	3-4	1	7	8	3	9	3	4	0	3	23		
05	Brett Thompson	g	5-12	2-5	4-5	1	3	4	4	16	4	1	1	0	32		
13	Jayvis Harvey	g	2-5	2-4	0-0	0	1	1	0	6	5	1	1	0	36		
04	Nolan Causwell		2-6	1-3	4-6	2	3	5	3	9	0	2	1	0	15		
10	Grant Slatten		0-2	0-0	0-0	1	0	1	0	0	1	0	0	0	7		
11	Grant Strong		0-0	0-0	0-0	0	0	0	1	0	0	0	0	0	1		
12	Erik Oliver		3-4	2-3	0-2	0	2	2	2	8	0	1	0	2	16		
33	Bogdan Zimonjic		0-0	0-0	0-0	0	0	0	0	0	0	0	0	0	2		
Team						4	2	6				2					
Totals				25-59	14-29	18-26	10	30	40	18	82	19	15	3	8	200	

FG % 1st Half: 15-28 53.6% 2nd half: 10-31 32.3% Game: 25-59 42.4%  
3FG % 1st Half: 10-17 58.8% 2nd half: 4-12 33.3% Game: 14-29 48.3%  
FT % 1st Half: 7-9 77.8% 2nd half: 11-17 64.7% Game: 18-26 69.2%

Deadball  
Rebounds  
3

Officials: Jeremy Trussell, Grant Tyler, Joey Richardson  
Technical fouls: Southeast Mo. St.-BRANSON, Dylan, Tennessee Tech-Nolan Causwell.  
Attendance: 1476  
2022-23 Men's Basketball. Round: 0. Southeast Mo. St. vs Tennessee Tech. Playe

Score by periods	1st	2nd	Total
Southeast Mo. St.	36	44	80
Tennessee Tech	47	35	82

Points	In	Off	2nd	Fast	Break	Bench
SEMO	30	13	6	14	14	14
TN Tech	20	20	5	15	17	17

##### Southeast Mo. St. 65 • 13-13,8-5 OVC

#	Player		Total		3-Ptr		Rebounds		PF	TP	A	TO	Blk	Stl	Min	
			FG-FGA	FG-FGA	FT-FTA	Off	Def	Tot								
14	JOHNSON, Nate	c	2-3	0-0	0-1	1	2	3	5	4	0	3	1	0	14	
01	RUSSELL, Phillip	g	2-7	2-5	8-11	1	0	1	5	14	4	6	0	3	23	
03	SMART, Aquan	g	1-4	0-1	1-2	0	1	1	5	3	1	1	0	0	14	
05	HARRIS, Chris	g	4-13	1-8	6-9	1	5	6	1	15	0	1	0	1	34	
33	BRANSON, Dylan	g	1-4	0-2	1-1	1	2	3	5	3	0	3	0	2	14	
00	BARNES, Israel	g	4-12	1-5	0-0	0	1	1	3	9	2	1	0	1	30	
04	LARSON, Adam	g	1-4	0-3	0-0	0	5	5	1	2	0	0	0	0	17	
11	EURSHER, Evan	g	2-3	0-1	2-2	1	1	2	1	6	0	0	0	0	23	
12	GOWINS, Tevin	g	1-1	0-0	0-0	0	1	1	1	2	0	1	0	0	6	
15	MITCHELL, Josh	g	0-0	0-0	0-0	0	1	1	1	0	0	1	0	0	3	
21	EARLEY, Josh	g	3-4	0-0	1-2	3	5	8	3	7	0	2	0	0	19	
35	HANBACK, Mason	g	0-0	0-0	0-0	0	0	0	0	0	0	0	0	0	3	
Team						0	4	4								
Totals				21-55	4-25	19-28	8	28	36	31	65	7	19	1	7	200

FG % 1st Half: 12-28 42.9% 2nd half: 9-27 33.3% Game: 21-55 38.2%  
3FG % 1st Half: 2-11 18.2% 2nd half: 2-14 14.3% Game: 4-25 16.0%  
FT % 1st Half: 9-14 64.3% 2nd half: 10-14 71.4% Game: 19-28 67.9%

Deadball  
Rebounds  
3

##### Tennessee St. 85 • 15-11,7-6 OVC

#	Player		Total		3-Ptr		Rebounds		PF	TP	A	TO	Blk	Stl	Min	
			FG-FGA	FG-FGA	FT-FTA	Off	Def	TP								
00	Zion Griffin	f	1-5	1-2	0-0	0	6	6	0	3	0	1	0	1	29	
01	Adong Makuoi	c	2-3	0-0	2-2	2	3	5	4	6	0	0	0	0	13	
01	Marcus Fitzgerald Jr	r	4-8	3-6	1-2	0	1	1	5	12	2	1	0	0	18	
04	Jr. Clay	g	8-17	2-4	5-8	0	8	8	3	23	5	5	0	0	34	
20	Dedric Boyd	g	2-8	2-5	4-4	0	3	3	1	10	1	2	0	0	21	
02	Christian Brown		5-10	1-5	2-2	1	2	3	3	13	0	2	0	1	20	
03	Ethan Riggs Abner		0-0	0-0	0-0	0	1	1	1	0	0	0	0	0	3	
05	Tajik Bartholomew		0-0	0-0	0-0	0	0	0	0	0	0	0	0	0	1	
11	Justin Williams		0-3	0-3	2-2	0	2	2	1	2	2	1	0	0	19	
13	Zool Kueth		1-4	1-3	1-2	2	3	5	1	4	0	1	0	0	16	
23	Emmanuel Dowuona		0-0	0-0	0-0	0	0	0	1	0	0	1	0	0	5	
30	Jaylen Anglin		0-1	0-1	2-2	0	0	0	0	2	0	0	0	0	3	
44	David Acosta		4-4	0-0	2-6	6	1	7	3	10	1	1	0	1	18	
Team						1	2	3								
Totals				27-63	10-29	21-30	12	32	44	23	85	11	15	0	3	200

FG % 1st Half: 15-35 42.9% 2nd half: 12-28 42.9% Game: 27-63 42.9%  
3FG % 1st Half: 8-19 42.1% 2nd half: 2-10 20.0% Game: 10-29 34.5%  
FT % 1st Half: 9-15 60.0% 2nd half: 12-15 80.0% Game: 21-30 70.0%

Deadball  
Rebounds  
5

Officials: Boyd Copeland, Chris Hudson, Kevin Mathis  
Technical fouls: Southeast Mo. St.-SMART, Aquan; RUSSELL, Phillip 2; EARLEY, Josh. Tennessee St.-Marcus Fitzgerald Jr 2; Adong Makuoi; Jr. Clay 2; Christian Brown; Ethan Riggs Abner.  
Attendance: 6691  
2022-23 Men's Basketball. Round: 0. Southeast Mo. St. vs Tennessee St.. Played

Score by periods	1st	2nd	Total
Southeast Mo. St.	35	30	65
Tennessee St.	47	38	85

Points	In	Off	2nd	Fast	Break	Bench
SEMO	28	19	8	6	26	31
TSU	32	18	19	9		



# Game 27

## Morehead State 65 Southeast Missouri 59

February 11, 2023 • Show Me Center • Cape Girardeau, Mo.



**CAPE GIRARDEAU, Mo.**  
Southeast Missouri scored a season-low 59 points in

a 65-59 loss to Ohio Valley Conference leader Morehead State at the Show Me Center.

Both teams shot the ball well from the start and MSU opened a 19-15 lead when it used a string of five made field goals in six attempts midway through the first half.

The Eagles later used an 11-0 run to widen their lead to 32-19 as SEMO went over four minutes without scoring. Trent Scott and Alex Gross each scored second-chance baskets before Jake Wolfe made a wide open layup at the 3:20 mark.

Phillip Russell made a 3-pointer on back-to-back possessions to end the drought cutting MSU's lead to 34-25 at the half.

SEMO continued to struggle against MSU's defense in the second half missing 12 of its first 16 field goals. The Redhawks then found themselves down, 52-39, with 11:24 remaining.

Aquan Smart kept attacking the Eagles and scored again. This time, Smart drove in for a layup, was fouled and converted his 3-point play to make it a six-point contest (59-53) with 4:00 left.

Two more free throws by Smart closed MSU's lead to 60-55 with 3:14 on the clock and that was as close as the Redhawks would get.

# Game 28

## Eastern Illinois 64 Southeast Missouri 78

February 16, 2023 • Show Me Center • Cape Girardeau, Mo.



**CAPE GIRARDEAU, Mo.**  
Aquan Smart scored 14 points

leading four players in double figures and Southeast Missouri led the entire 40 minutes in a 78-64 win over Eastern Illinois at the Show Me Center.

The Redhawks used a balanced effort that saw eight different players score. SEMO snapped a three-game losing streak and sent the Panthers to their 10th Ohio Valley Conference loss this year.

SEMO scored the first seven points of the game behind a 3-pointer from Phillip Russell and four points by Nate Johnson. The Redhawks later put together a 9-0

run to take a 16-5 lead.

Dylan Branson buried a 3-pointer, Israel Barnes added a layup and Josh Earley scored four points, including two on an alley-oop dunk off a pass from Russell with 14:39 remaining.

The Redhawks extended their lead to double figures (24-14) once Branson buried another 3-pointer with 9:36 left to play.

Behind a 12-0 run, SEMO widened its lead to 20 (42-22) in the last five minutes of the first half.

EIU managed to pull within 11 on multiple occasions, but that was as close as it would get.

SEMO shot 46.7 percent (28-of-60) for the game and forced 20 turnovers.

### Morehead St. 65 • 17-10, 10-4 OVC

#	Player		Total		3-Ptr		Rebounds				PF	TP	A	TO	Blk	Stl	Min
			FG	FGA	FG	FGA	FT	FTA	Off	Def							
45	Alex Gross	f	5-9	0-0	3-6	3	7	10	2	13	1	2	0	2		28	
00	Mark Freeman	g	0-1	0-0	0-0	0	0	0	0	0	0	0	0	0	1		
03	Drew Thelwell		9-18	3-6	3-5	1	1	2	0	24	2	3	0	0		38	
15	Kalil Thomas		2-7	2-5	0-1	2	6	8	4	6	1	1	0	1		32	
24	Jake Wolfe	g	2-5	1-2	1-4	0	4	4	3	6	2	1	0	0		35	
05	Branden Maughmer		5-12	1-5	1-2	1	3	4	4	12	1	0	0	2		35	
11	Trent Scott		1-2	0-0	0-0	1	2	3	5	2	0	0	0	0		13	
14	Chris Cole		0-0	0-0	0-0	0	0	0	0	0	0	0	0	0		6	
22	LJ Bryan		1-3	0-0	0-0	2	3	5	2	2	2	0	0	0		12	
	Team					0	0	0									
Totals			25-57	7-18	8-18	10	26	36	20	65	9	7	0	5		200	

FG % 1st Half: 15-33 45.5% 2nd half: 10-24 41.7% Game: 25-57 43.9%  
3FG % 1st Half: 3-8 37.5% 2nd half: 4-10 40.0% Game: 7-18 38.9%  
FT % 1st Half: 1-3 33.3% 2nd half: 7-15 46.7% Game: 8-18 44.4%

Deadball  
Rebounds  
6,1

### Southeast Mo. St. 59 • 13-14, 8-6 OVC

#	Player		Total		3-Ptr		Rebounds		PF	TP	A	TO	Blk	Stl	Min
			FG-FGA	FG-FGA	FT-FTA	Off	Def	Tot							
14	JOHNSON, Nate	c	2-2	0-0	1-2	1	5	6	4	5	0	1	0	1	18
01	RUSSELL, Phillip	g	7-20	2-6	4-4	2	2	4	4	20	3	2	0	0	36
03	SMART, Aquan	g	3-9	0-3	8-8	0	4	4	2	14	0	2	0	1	31
05	HARRIS, Chris	g	2-10	1-4	4-6	0	3	3	2	9	1	2	0	1	27
33	BRANSON, Dylan	g	1-2	0-0	0-0	2	3	5	3	2	1	0	0	2	27
00	BARNES, Israel		1-2	1-1	0-0	0	1	1	1	3	0	0	0	0	25
04	LARSON, Adam		0-0	0-0	0-0	0	0	0	0	0	0	0	0	0	5
11	EURSHER, Evan		0-0	0-0	0-0	0	0	0	0	0	0	0	0	0	9
15	MITCHELL, Josh		0-0	0-0	0-0	0	0	0	2	0	0	0	0	0	2
21	EARLEY, Josh		3-4	0-0	0-1	0	4	4	1	6	0	2	0	0	20
Team						0	0	0							
Totals			19-49	4-14	17-21	5	22	27	19	59	5	9	0	5	200

FG % 1st Half: 10-22 45.5% 2nd half: 9-27 33.3% Game: 19-49 38.8%  
3FG % 1st Half: 4-7 57.1% 2nd half: 0-7 0.0% Game: 4-14 28.6%  
FT % 1st Half: 1-3 33.3% 2nd half: 16-18 88.9% Game: 17-21 81.0%

Deadball  
Rebounds  
2,4

Officials: Jabir Walker, Kelly Davis, Andrew Walton

Technical fouls: Morehead St.-None. Southeast Mo. St.-None.

Attendance: 2890

2022-23 Men's Basketball. Round: 0. Morehead St. vs Southeast Mo. St.. Played

Score by periods	1st	2nd	Total
Morehead St.	34	31	65
Southeast Mo. St.	25	34	59

Points	In	Off	2nd	Fast	Bench
More	30	15	6	3	16
SEMO	26	2	7	6	9

### Eastern Ill. 64 • 9-19, 5-10 OVC

#	Player	Total			3-Ptr		Rebounds			PF	TP	A	TO	Blk	Stl	Min
		FG	FGA	FG-FGA	FT	FTA	Off	Def	Tot							
05	Sincere Malone	f	4-5	0-0	2-4	1	6	7	5	10	0	2	1	4	26	
11	Nick Ellington	f	6-10	0-0	5-6	4	4	8	4	17	0	4	1	1	25	
03	Cameron Haffner	g	3-9	2-4	2-2	2	2	4	3	10	1	3	0	2	29	
10	Kinyon Hodges	g	6-14	0-3	0-0	0	3	3	0	12	5	3	1	2	37	
20	Caleb Donaldson	g	2-9	0-1	0-0	0	5	5	2	4	5	5	0	1	33	
01	CJ Lane		1-5	1-2	0-0	0	2	2	0	3	0	0	0	0	14	
02	Paul Bizimana		0-0	0-0	0-0	0	0	0	1	0	0	0	0	0	2	
12	Kyle Carlesimo		1-1	0-0	0-0	0	0	0	1	2	2	1	0	0	6	
22	Luke Light		0-0	0-0	0-0	0	0	0	0	0	0	0	0	0	1	
23	Rodolfo Rufino Bolis		0-0	0-0	0-0	0	0	0	0	0	0	0	0	0	2	
24	Kyle Thomas		2-4	0-0	0-1	1	2	3	3	4	1	1	0	0	13	
25	Dan Luers		0-0	0-0	0-0	0	1	1	1	0	0	1	0	0	10	
34	Jermaine Hamlin		1-1	0-0	0-0	0	0	0	0	2	0	0	0	0	2	
Team						0	0	0								
Totals			26-58	3-10	9-13	8	27	35	20	64	14	20	3	10	200	

FG % 1st Half: 11-31 35.5% 2nd half: 15-27 55.6% Game: 26-58 44.8%  
3FG % 1st Half: 2-4 50.0% 2nd half: 1-6 16.7% Game: 3-10 30.0%  
FT % 1st Half: 5-8 62.5% 2nd half: 4-5 80.0% Game: 9-13 69.2%

Deadball  
Rebounds  
1,1

### Southeast Mo. St. 78 • 14-14, 9-6 OVC

#	Player		Total		3-Ptr		Rebounds			PF	TP	A	TO	Blk	Stl	Min			
			FG	FGA	FG	FGA	FT	FTA	Off								Def	Total	
14	JOHNSON, Nate	c	5	5	0	0	0	0	2	4	10	0	0	1	0	14			
01	RUSSELL, Phillip	g	3	6	2	5	3	5	0	3	11	7	4	0	0	37			
03	SMART, Aquan	g	3	9	1	5	7	9	1	5	6	2	14	3	4	0	1	29	
05	HARRIS, Chris	g	2	13	0	9	2	2	0	5	5	0	6	2	1	0	1	31	
33	BRANSON, Dylan	g	4	8	4	6	0	0	5	5	4	12	3	1	0	1	25		
00	BARNES, Israel	g	3	9	2	7	1	2	3	2	5	1	9	1	1	0	0	23	
04	LARSON, Adam		0	0	0	0	0	0	2	2	0	0	0	1	1	2	9		
11	EURSHER, Evan		0	0	0	0	0	0	1	1	2	0	0	1	1	0	5		
12	GOWINS, Tevin		0	0	0	0	0	0	0	0	0	0	0	0	0	0	1		
21	EARLEY, Josh		4	6	0	0	0	0	5	5	2	8	0	1	0	1	19		
35	HANBACK, Mason		4	4	0	0	0	0	0	0	1	8	0	0	0	0	7		
Team								0	0	0				1					
Totals				28	60	9	32	13	18	7	25	32	17	78	17	15	2	6	200

FG % 1st Half: 18-30 60.0% 2nd half: 10-30 33.3% Game: 28-60 46.7%  
3FG % 1st Half: 6-16 37.5% 2nd half: 3-16 18.8% Game: 9-32 28.1%  
FT % 1st Half: 5-6 83.3% 2nd half: 8-12 66.7% Game: 13-18 72.2%

Deadball  
Rebounds  
2,2

Officials: Dillon Brasher, Coy Gammon, Shane Staggs

Technical fouls: Eastern Ill.-None. Southeast Mo. St.-None.

Attendance: 2124

2022-23 Men's Basketball. Round: 0. Eastern Ill. vs Southeast Mo. St.. Played

Score by periods	1st	2nd	Total
Eastern Ill.	29	35	64
Southeast Mo. St.	47	31	78

Points	In	Off	2nd	Fast	Bench
EIU	40	17	11	13	11
SEMO	36	11	8	11	25