

**OVC CHAMPS**  
2002 • 2014 • 2015  
2016 • 2021

**NCAA TOURN.**  
1998 • 2002  
2016 • 2021  
2022

**OVC TOURN. TITLES**  
1998 • 2002 • 2016  
2021 • 2022



## SCHEDULE

**February (0-0)**

17	at Central Arkansas	4 p.m.
18	at Central Arkansas	4 p.m.
19	at Central Arkansas	1 p.m.
21	at Middle Tennessee	3 p.m.
24	at Abilene Christian	4:05 p.m.
25	at Abilene Christian (DH)	1:05 p.m.
26	at Abilene Christian	1:05 p.m.

**March (0-0, 0-0 OVC)**

1	Evansville	3 p.m.
3	Milwaukee	3 p.m.
4	Milwaukee	2 p.m.
5	Milwaukee	1 p.m.
7	Indiana State	3 p.m.
8	Indiana State	3 p.m.
10	Butler	3 p.m.
11	Butler	2 p.m.
12	Butler	1 p.m.
14	at Missouri State	2 p.m.
15	Missouri State <sup>ESPN+</sup>	3 p.m.
17	Western Illinois	3 p.m.
18	Western Illinois	2 p.m.
19	Western Illinois	1 p.m.
21	at Arkansas	TBA
24	at SIU Edwardsville*	5 p.m.
25	at SIU Edwardsville*	1 p.m.
26	at SIU Edwardsville*	1 p.m.
29	at Evansville	6 p.m.
31	Little Rock* <sup>ESPN+</sup>	6 p.m.

**April (0-0, 0-0 OVC)**

1	Little Rock* <sup>ESPN+</sup>	2 p.m.
2	Little Rock* <sup>ESPN+</sup>	1 p.m.
4	at Murray State	5 p.m.
6	at Southern Indiana*	6 p.m.
7	at Southern Indiana*	2 p.m.
8	at Southern Indiana*	12 p.m.
11	at Southern Illinois	6 p.m.
14	Tennessee Tech* <sup>ESPN+</sup>	6 p.m.
15	Tennessee Tech* <sup>ESPN+</sup>	2 p.m.
16	Tennessee Tech* <sup>ESPN+</sup>	1 p.m.
21	at Morehead State*	5 p.m.
22	at Morehead State*	2 p.m.
23	at Morehead State*	1 p.m.
25	Southern Illinois <sup>ESPN+</sup>	6 p.m.
28	Lindenwood*	6 p.m.
29	Lindenwood*	2 p.m.
30	Lindenwood*	1 p.m.

**May (0-0, 0-0 OVC)**

2	Murray State <sup>ESPN+</sup>	6 p.m.
5	at Kansas State	6 p.m.
6	at Kansas State	4 p.m.
7	at Kansas State	1 p.m.
9	Middle Tennessee <sup>ESPN+</sup>	4 p.m.
12	at UT Martin*	5 p.m.
13	at UT Martin*	3 p.m.
14	at UT Martin*	1 p.m.
18	Eastern Illinois* <sup>ESPN+</sup>	6 p.m.
19	Eastern Illinois* <sup>ESPN+</sup>	6 p.m.
20	Eastern Illinois* <sup>ESPN+</sup>	2 p.m.
24	OVC Tournament	Marion, Ill.
25	OVC Tournament	Marion, Ill.
26	OVC Tournament	Marion, Ill.
27	OVC Tournament	Marion, Ill.

All Times Central and Subject to Change  
\* - Denotes Ohio Valley Conference Game  
Home Games in **Bold**



# SOUTHEAST MISSOURI BASEBALL

SEMOredhawks.com // @SEMOSoftball  
Contact: Jeff Honza, Associate AD Strategic Communications // Office: (573) 651-2933 // redhawk1@me.com

## GAMES 1-3 // SOUTHEAST MISSOURI at CENTRAL ARKANSAS

Feb. 17-19, 2023 // Fri. - 4 p.m.; Sat. - 4 p.m.; Sun. - 1 p.m., CT // Bear Stadium // Conway, Ark. Series: Tied, 7-7  
Video: UCASports.com // Live Stats: UCASports.com // Twitter: @SEMObaseball



**0-0**  
0-0 OVC

### SEMO REDHAWKS

Head Coach ..... Andy Sawyers  
Career Record (Yrs.) ..... 242-167 (8)  
Record at SEMO (Yrs.) ..... 155-140 (6)  
OVC Record ..... 81-63



**0-0**  
0-0 A-SUN

### CENTRAL ARKANSAS BEARS

Head Coach ..... Nick Harlan  
Career Record (Yrs.) ..... 387-210 (11)  
Record at UCA (Yrs.) ..... 24-29 (1)  
A-Sun Record ..... 18-12

## Southeast Missouri Probable Starting Pitchers

	#	Name	Ht.	Wt.	Cl.	Hometown (Previous School)
Game 1	18	Noah Niznik	LHP	5-11	196	Sr. St. Louis, Mo. (St. John Vianney)
Game 2	24	Collin Wilma	RHP	6-4	190	Jr. Tinley Park, Ill. (Tinley Park)
Game 3	22	Haden Dow	LHP	6-1	200	Jr. New Brunswick, Canada (Cloud County CC)

## // Redhawks Open 2023 Season

Preseason Ohio Valley Conference favorite Southeast Missouri opens its 2023 season with a three-game series at Central Arkansas. First pitch of the series is set for Friday at 4 p.m., CT.

## // Follow the Redhawks

Listen live on the radio at ESPN 1220 AM and 93.5 FM. Erik Sean will call the action. Live stats for all three games of this weekend's series will be available online at UCASports.com. Video can be accessed at UCASports.com. Twitter updates will be provided @SEMObaseball.

## // Series History

Southeast Missouri and Central Arkansas are tied, 7-7, in their all-time series. This year marks the third time SEMO faces UCA with Andy Sawyers as its head coach. The Redhawks and Bears last met in 2018 with UCA beating SEMO twice in Conway, Arkansas.

## // Season-Openers

The Redhawks are 13-18 all-time in season-openers during its NCAA Division I era (since 1992). Southeast Missouri is 4-2 in such games under Head Coach Andy Sawyers. SEMO beat Western

Michigan at home in 2019, UT Arlington in Nacogdoches, Texas in 2017, South Alabama in Mobile, Alabama in 2021 and #22 Dallas Baptist in Dallas during the 2022 campaign. Sawyers goes for his third-straight season-opening win when the Redhawks face Central Arkansas Friday.

## // Season 65

The 2023 campaign marks Southeast Missouri's 65th of college baseball. The Redhawks are in their 32nd season as an NCAA Division I program. SEMO is 1,431-1,161 all-time and 897-774-1 at the NCAA Division I level since the inception of its baseball program. The Redhawks have a 442-301-1 record in Ohio Valley Conference play. SEMO won five OVC regular-season titles (2002, 2014, 2015, 2016, 2021), five OVC Tournament crowns (1998, 2002, 2016, 2021, 2022) and made five NCAA Tournament appearances (1998, 2002, 2016, 2021, 2022) in program history.

## // Redhawks Picked to Win OVC

For the second-straight year, Southeast Missouri (128 pts.) was picked first in the Ohio Valley Preseason Poll selected by the league's Head Coaches and Communications Directors. SEMO received



16 of the 18 possible first-place votes. Morehead State, which earned the other two first-place nods, was picked second with 100 points. Eastern Illinois (89 pts.), Little Rock (86 pts.) and Tennessee Tech (78 pts.) rounded out the top five. SIU Edwardsville (76 pts.), UT Martin (41 pts.), Southern Indiana (26 pts.) and Lindenwood (24 pts.) complete this year's predicted order of finish.

## // Let's Do it Again

Southeast Missouri enters the 2023 season fresh off back-to-back 30-win campaigns. SEMO went 30-22 overall and swept the Ohio Valley Conference regular-season and tournament titles in 2021. A year later, the Redhawks compiled a 37-22 record and win their second OVC Tournament crown in a row. The 37 wins in 2022 are currently the most in a season with Andy Sawyers at the helm. Another 30-win season in 2023 will make Sawyers the third head coach in program history to record three-consecutive 30-win campaigns.

## // Amazing Run

The Redhawks were nearly unbeatable on their home diamond (Capaha Field) in 2022. Southeast Missouri led the nation with a 23-2 home record. The home record was the best in SEMO baseball history. The Redhawks won their first 14 home games a year ago.

## // More Program Firsts

Along with its staggering home record, Southeast Missouri won back-to-back Ohio Valley Conference Tournament titles and made the NCAA Tournament two years in a row for the first time in program history. SEMO won three-straight elimination games to claim its OVC Tournament crown in 2022. The Redhawks advanced to the NCAA Regional in Louisville, Kentucky in 2022 and NCAA Regional in Oxford, Mississippi in 2021.

## // Preseason All-OVC

Outfielders Jevon Mason and Brett Grabe, and right-handed pitcher Kyle Miller represented Southeast Missouri on this year's Preseason All-Ohio Valley Conference Baseball Team. Mason, who hails from West Des Moines, Iowa, garnered OVC All-Tournament Team accolades in 2022. He ranked fourth on the team with a .317 batting average in 59 starts, including 57 in left field. Mason tied for second on the team with 73 hits, ranked tied for third in doubles (14) and third in home runs (14). His 72 runs scored led the conference and rated 23rd in the nation. A native of Sacramento, California, Graber landed was a Second-Team All-OVC pick last season. He finished third on the team with a .321 batting average as one of four players who hit over .300. He posted 10 home runs, 42 runs scored, 70 hits, three triples and 46 RBI. Graber collected multiple hits in 22 of his starts, as well. Miller, who is from Eureka, Missouri, joined Graber as a Second-Team All-OVC selection. He was SEMO's closer who went 8-4 with a 3.35 ERA in 24 relief appearances. Miller picked up six saves and led the Redhawks in wins. He struck out 47 and walked 14 in 45.2 innings.

## // Home Run Record

Southeast Missouri broke a program record with 97 home runs in 2022. Five players hit 10 or more home runs for the Redhawks that year. Three of those five in Lincoln Andrews (15), Jevon Mason (14) and Brett Graber (10) are back this season. That trio accounted for over 40 percent of the team's home run output. SEMO's 97 home runs ranked third in the Ohio Valley Conference behind Tennessee Tech (114) and SIU Edwardsville (99).

## // Opening Weekend Rotation

Left-hander Noah Niznik will make his first career opening start at Central Arkansas Friday. Niznik, in his fifth season with the Redhawks, went 1-0 in 17 appearances and 10 starts last season.

## 2023 OVC Standings

School	Conference				Overall			
	W	L	T	Pct.	W	L	T	Pct.
Eastern Illinois	0	0	0	.000	0	0	0	.000
Lindenwood	0	0	0	.000	0	0	0	.000
Little Rock	0	0	0	.000	0	0	0	.000
Morehead State	0	0	0	.000	0	0	0	.000
SIUE	0	0	0	.000	0	0	0	.000
Southeast Missouri	0	0	0	.000	0	0	0	.000
Southern Indiana	0	0	0	.000	0	0	0	.000
Tennessee Tech	0	0	0	.000	0	0	0	.000
UT Martin	0	0	0	.000	0	0	0	.000

## This Weekend's Schedule

### Friday, February 17

Southern Indiana vs. Western Illinois, 2 p.m.  
Morehead State at Norfolk State, 2 p.m.  
Bowling Green at Tennessee Tech, 3 p.m.  
South Dakota State at Little Rock, 3 p.m.  
Eastern Illinois at Florida A&M, 3 p.m.  
**Southeast Missouri at Central Arkansas, 4 p.m.**  
UT Martin at Belmont, 4 p.m.  
Lindenwood at Nicholls, 6 p.m.  
SIUE at Incarnate Word, 6:30 p.m.

### Saturday, February 18

Morehead State at Norfolk State (2), 11 a.m.  
Southern Indiana vs. Western Illinois (2), 12:00 p.m.  
Eastern Illinois at Florida A&M, 1 p.m.  
UT Martin at Belmont (2), 1 p.m.  
South Dakota State at Little Rock, 2 p.m.  
Bowling Green at Tennessee Tech, 2 p.m.  
SIUE at Incarnate Word, 2 p.m.  
**Southeast Missouri at Central Arkansas, 4 p.m.**  
Lindenwood at Nicholls, 6 p.m.

### Sunday, February 19

Morehead State at Norfolk State, 11 a.m.  
Southern Indiana vs. Western Illinois, 11 a.m.  
Eastern Illinois at Florida A&M, 12 p.m.  
SIUE at Incarnate Word, 12 p.m.  
**Southeast Missouri at Central Arkansas, 1 p.m.**  
UT Martin at Belmont, 1 p.m.  
Bowling Green at Tennessee Tech, 1 p.m.  
South Dakota State at Little Rock, 1 p.m.  
Lindenwood at Nicholls, 6 p.m.



### Southeast Missouri or SEMO

is the preferred reference for Southeast Missouri State University athletic teams. Southeastern Missouri State is **NOT** an acceptable reference.



He struck out 43 in 50 innings and allowed 24 walks. Right-hander Collin Wilma and left-hander Haden Dow will start games two and three, respectively. Dow takes the mound for his first career Division I start after transferring to SEMO from Cloud County Community College.

## // 2023 Roster

Southeast Missouri's 2023 roster includes 39 players with nine seniors, 18 juniors, five sophomores and seven freshmen. SEMO welcomes 16 newcomers to this year's club. The Redhawks also have six returning starters in Brett Graber (OF), Jevon Mason (OF), Ty Stauss (OF), Lincoln Andrews (INF), Peyton Leeper (INF), Ben Palmer (INF). Graber, Mason and Stauss are SEMO's top three hitters back. Pitching wise, the Redhawks return Noah Niznik and Collin Wilma, along with relievers Kyle Miller and Anthony Klein.

## // Mason Breaks Single-Season Runs Record

Jevon Mason broke Southeast Missouri's all-time single-season record in runs scored with 72 last season. Mason led the Ohio Valley Conference and ranked 23rd in the nation in that category. He also rated 25th in the country and first in the league with 1.25 runs per game. Mason surpassed current Associate Head Coach and former SEMO standout Trevor Ezell for the new mark.

## // Mr. Clutch

Brett Graber has relished the role of being a clutch hitter and that showed several times over the course of the 2022 season. Graber had three walk-off hits and delivered a pair of hits that decided the outcome late in the game a year ago. He delivered a go-ahead single in the top of the 10th inning that sent Southeast Missouri to a win over #22 Dallas Baptist (2/19). Graber hit a three-RBI triple in the bottom of the seventh to lead SEMO to an 8-5 win over Arkansas State (4/5). His walk-off hits included a single in the bottom of the ninth vs. Murray State (4/10), home run in the bottom of the 10th vs. Morehead State

(4/22) and three-RBI double in the bottom of the ninth vs. UT Martin (5/14). Not to mention, Graber scored the game-winning run in the bottom of the 10th inning vs. Morehead State (4/22).

## // 100 Starts

Jevon Mason will make his 100th career start when he takes the field against Central Arkansas Friday. Mason will become the third active player on this year's roster to get 100 career starts joining Peyton Leeper (110) and Lincoln Andrews (105).

## // On Deck

The Redhawks head to Middle Tennessee for their first midweek matchup on Feb. 21. After that, Southeast Missouri heads to Abilene Christian for a four-game series Feb. 24-26.

## // Welcome Back Kinney

Matthew Kinney returned to Cape Girardeau for his second stint as Southeast Missouri's pitching coach. Kinney spent the fall at Davidson and one year before that at Army West Point as pitching coach and recruiting coordinator. Prior to those moves, he was with the Redhawk from 2016-21 working first as a volunteer assistant before taking over as pitching coach and recruiting coordinator.

## // 2023 Schedule

Southeast Missouri's 2023 baseball schedule includes 56 games with 28 at Capaha Field this spring. SEMO begins the season on the road for its first eight games making trips to Central Arkansas (Feb. 17-19), Middle Tennessee (Feb. 21) and Abilene Christian (Feb. 24-26). The Redhawks play host to Missouri Valley Conference member Evansville (Mar. 1) in their home-opener. That matchup opens a nine-game homestand that includes three-game series vs. Milwaukee (Mar. 3-5) and Butler (Mar. 10-12) and a two-game midweek set against Indiana State (Mar. 7-8). Missouri State (Mar. 14-15), Western Illinois (Mar. 17-19), Arkansas (Mar. 21), Murray State (Apr. 4), Southern Illinois (Apr. 11, Apr.

25) and Kansas State (May 5-7) are the rest of SEMO's non-conference opponents. Arkansas and Missouri State made the NCAA Tournament along with the Redhawks a year ago. The Redhawks start their 24-game Ohio Valley Conference slate at SIU Edwardsville (Mar. 24-26). SEMO will also travel to Southern Indiana (Apr. 6-8), Morehead State (Apr. 21-23) and UT Martin (May 12-14). The Redhawks face Little Rock (Mar. 31-Apr. 2), Tennessee Tech (Apr. 14-16), Lindenwood (Apr. 28-30) and Eastern Illinois (May 18-20) in their home conference series. This year's OVC Tournament will be held May 24-27 at Rent One Park in Marion, Illinois. The event returns to the venue for the first time since 2019. In 2022, SEMO overcame losing its first game to win three-straight and top No. 1 seed Belmont for its second-straight OVC Tournament crown.

## // Fill the Hill Games

A Southeast Missouri baseball tradition continues in 2023 with "Fill the Hill" games. The Redhawks have partnered with Kohlfeld Distributing to bring tailgate days to Capaha Field during selected games this season. Kohlfeld Distributing will provide complimentary adult beverages to fans who provide proof of legal consuming age for the following dates:

March 31	vs. Little Rock
April 14	vs. Tennessee Tech
April 25	vs. Southern Illinois
April 28	vs. Lindenwood
May 2	vs. Murray State
May 19	vs. Eastern Illinois

Bring your own cooler is still permitted during "Fill the Hill" games. Fans are welcome to bring their own coolers stocked with their favorite beverages to the ballpark for a nominal fee at the gate each game. Cost is \$10 per cooler. Coolers may contain beverages only as outside food is prohibited.



# SOUTHEAST MISSOURI BASEBALL // NUMERICAL ROSTER

No.	Name	Pos.	Ht.	Wt.	Cl.	B/T	Hometown (High School/College)
00	Nathan MacLaren	OF	5-9	160	Fr.	R/R	Zionsville, Ind. (Carmel)
1	Jevon Mason	OF	5-11	202	Sr.	R/R	West Des Moines, Iowa (West Des Moines Valley/Iowa Western CC)
2	Cole Warehime	INF	6-1	185	Fr.	R/R	Downers Grove, Ill. (Downers Grove South)
5	Danny Sperling	INF	6-1	188	Sr.	L/R	Wauconda, Ill. (Wauconda/McHenry County College)
6	Chance Resetich	UT	5-11	185	Jr.	R/R	Hall, Ill. (Hall/Blackhawk College)
7	Kyle Miller	UT	6-2	210	Jr.	R/R	Eureka, Mo. (Eureka)
8	Ty Stauss	UT	5-10	190	Jr.	L/R	Wildwood, Mo. (Lafayette)
9	Gunnar Doyle	UT	6-0	190	Jr.	L/L	Oak Creek, Wis. (Oak Creek/Madison College)
10	Lincoln Andrews	INF	6-4	228	Jr.	L/R	Canon City, Colo. (Canon City )
11	Ben Palmer	INF	6-3	180	Jr.	R/R	Fridley, Minn. (Totino-Grace/Iowa Western CC)
12	Nolan Ackerman	C	6-0	205	Jr.	R/R	Parker, Colo. (Chaparral/College of San Mateo)
13	Caleb Rodgers	INF	5-10	180	Fr.	R/R	Little Rock, Ark. (Pulaski Academy)
14	Peyton Leeper	UT	5-11	200	Jr.	S/R	Mokane, Mo. (South Callaway)
15	Gavin Johnston	RHP	6-2	190	Fr.	R/R	Arnold, Mo. (Seckman)
16	Payton Lawrence	RHP	6-3	180	Jr.	R/R	Dixon, Ill. (Dixon/Blackhawk College)
17	Josh Cameron	OF	6-4	195	Jr.	R/L	Pflugerville, Texas (Hendrickson/Butler County CC)
18	Noah Niznik	LHP	5-11	196	Sr.	L/L	Imperial, Mo. (St. John Vianney)
19	Spencer Parker	OF	6-1	210	Sr.	L/R	Lee's Summit, Mo. (Lee's Summit/Iowa Western CC)
20	Jonah Sarabia	RHP	6-3	185	Fr.	R/R	Columbia, Mo. (Father Tolton)
21	Logan Katen	LHP	6-0	170	Jr.	L/L	Wentzville, Mo. (Holt/Lindenwood)
22	Haden Dow	LHP	6-1	200	Jr.	L/L	St. John, New Brunswick, Canada (Prospects Academy)
23	Brett Graber	OF	6-0	190	Sr.	R/R	Sacramento, Calif. (Capital Christian School/Cosumnes River College)
24	Collin Wilma	RHP	6-4	190	Jr.	R/R	Tinley Park, Ill. (Tinley Park)
25	Ethan Osborne	LHP	6-1	180	So.	L/L	Ashland, Mo. (Southern Boone)
26	Fischer Rausch	RHP	6-5	237	Jr.	R/R	St. Louis, Mo. (Valley Park)
27	Carlos Aranda	OF	6-1	185	Sr.	R/R	Santo Domingo, Dominican Republic (Colegio Triumfare/N. Illinois)
28	Anthony Klein	RHP	6-1	225	R-So.	R/R	St. Louis, Mo. (Parkway Central)
30	Tommy Windt	UT	6-3	212	Jr.	R/R	Orland Park, Ill. (Carl Sandburg/South Suburban College)
31	Michael Laudando	UT	6-2	180	So.	R/R	Westchester, Ill. (St. Laurence/Rockhurst University)
32	Jeb Callaghan	LHP	6-1	222	Sr.	L/L	Yakima, Wash. (Naches Valley/George Washington)
33	Bryce Grossius	RHP	6-2	210	Sr.	R/R	St. Louis, Mo. (St. Mary's)
34	Alex Esker	LHP	6-4	200	So.	L/L	St. Louis, Mo. (Christian Brothers College)
35	Eddie White	RHP	6-0	165	Fr.	R/R	Kansas City, Mo. (Bishop Miege)
36	Tanner Mueller	RHP	6-5	205	So.	R/R	Wentzville, Mo. (Lutheran St. Charles)
37	Hunter Ralls	RHP	6-3	190	Sr.	R/R	Anna, Ill. (Anna-Jonesboro)
38	Esteban Hernandez	RHP	6-0	175	Jr.	R/R	Yuma, Ariz. (Cibola/South Mountain CC)
39	Corbin Guthman	RHP	6-3	190	Fr.	R/R	Murphysboro, Ill. (Murphysboro)
44	Yanluis Ortiz	C	5-10	205	Jr.	R/R	Southlake, Texas (Southlake Carroll/Grayston College)
55	Michael Moore	RHP	6-5	210	Jr.	R/R	Vernon Hills, Ill. (Vernon Hills/McHenry County College)

## Coaches & Staff

3	Andy Sawyers, Head Coach (Seventh Year)
4	Trevor Ezell, Associate Head Coach/Hitting (Third Year)
88	Matthew Kinney, Assistant Coach/Pitching (First Year)
99	Harrison Heffley, Volunteer Assistant (First Year)
40	Connery O'Donnell, Student Assistant
	Ryan Napoli, Strength & Conditioning
	Ben Fox, Athletic Trainer
	Connor Rooney, Manager
	Kaiyu Atsumi, Manager

## Pronunciations

Carlos Aranda	ah-RON-duh
Bryce Grossius	grocius (like grocery)
Logan Katen	KAY-ten
Jevon Mason	JUH-von
Noah Niznik	nez-nick
Yanluis Ortiz	yan-lou-ees
Chance Resetich	ruh-set-itch
Jonah Sarabia	suh-ROB-ee-uh
Ty Stauss	stauss (sounds like house)

# SOUTHEAST MISSOURI BASEBALL // ALPHABETICAL ROSTER



No.	Name	Pos.	Ht.	Wt.	Cl.	B/T	Hometown (High School/College)
12	Nolan Ackerman	C	6-0	205	Jr.	R/R	Parker, Colo. (Chaparral/College of San Mateo)
10	Lincoln Andrews	INF	6-4	228	Jr.	L/R	Canon City, Colo. (Canon City )
27	Carlos Aranda	OF	6-1	185	Sr.	R/R	Santo Domingo, Dominican Republic (Colegio Triumfante/N. Illinois)
32	Jeb Callaghan	LHP	6-1	222	Sr.	L/L	Yakima, Wash. (Naches Valley/George Washington)
17	Josh Cameron	OF	6-4	195	Jr.	R/L	Pflugerville, Texas (Hendrickson/Butler County CC)
22	Haden Dow	LHP	6-1	200	Jr.	L/L	St. John, New Brunswick, Canada (Prospects Academy)
9	Gunnar Doyle	UT	6-0	190	Jr.	L/L	Oak Creek, Wis. (Oak Creek/Madison College)
34	Alex Esker	LHP	6-4	200	So.	L/L	St. Louis, Mo. (Christian Brothers College)
23	Brett Graber	OF	6-0	190	Sr.	R/R	Sacramento, Calif. (Capital Christian School/Cosumnes River College)
33	Bryce Grossius	RHP	6-2	210	Sr.	R/R	St. Louis, Mo. (St. Mary's)
39	Corbin Guthman	RHP	6-3	190	Fr.	R/R	Murphysboro, Ill. (Murphysboro)
38	Esteban Hernandez	RHP	6-0	175	Jr.	R/R	Yuma, Ariz. (Cibola/South Mountain CC)
15	Gavin Johnston	RHP	6-2	190	Fr.	R/R	Arnold, Mo. (Seckman)
21	Logan Katen	LHP	6-0	170	Jr.	L/L	Wentzville, Mo. (Holt/Lindenwood)
28	Anthony Klein	RHP	6-1	225	R-So.	R/R	St. Louis, Mo. (Parkway Central)
31	Michael Laudando	UT	6-2	180	So.	R/R	Westchester, Ill. (St. Laurence/Rockhurst University)
16	Payton Lawrence	RHP	6-3	180	Jr.	R/R	Dixon, Ill. (Dixon/Blackhawk College)
14	Peyton Leeper	UT	5-11	200	Jr.	S/R	Mokane, Mo. (South Callaway)
00	Nathan MacLaren	OF	5-9	160	Fr.	R/R	Zionsville, Ind. (Carmel)
1	Jevon Mason	OF	5-11	202	Sr.	R/R	West Des Moines, Iowa (West Des Moines Valley/Iowa Western CC)
7	Kyle Miller	UT	6-2	210	Jr.	R/R	Eureka, Mo. (Eureka)
55	Michael Moore	RHP	6-5	210	Jr.	R/R	Vernon Hills, Ill. (Vernon Hills/McHenry County College)
36	Tanner Mueller	RHP	6-5	205	So.	R/R	Wentzville, Mo. (Lutheran St. Charles)
18	Noah Niznik	LHP	5-11	196	Sr.	L/L	Imperial, Mo. (St. John Vianney)
44	Yanluis Ortiz	C	5-10	205	Jr.	R/R	Southlake, Texas (Southlake Carroll/Grayston College)
25	Ethan Osborne	LHP	6-1	180	So.	L/L	Ashland, Mo. (Southern Boone)
11	Ben Palmer	INF	6-3	180	Jr.	R/R	Fridley, Minn. (Totino-Grace/Iowa Western CC)
19	Spencer Parker	OF	6-1	210	Sr.	L/R	Lee's Summit, Mo. (Lee's Summit/Iowa Western CC)
37	Hunter Ralls	RHP	6-3	190	Sr.	R/R	Anna, Ill. (Anna-Jonesboro)
26	Fischer Rausch	RHP	6-5	237	Jr.	R/R	St. Louis, Mo. (Valley Park)
6	Chance Resetich	UT	5-11	185	Jr.	R/R	Hall, Ill. (Hall/Blackhawk College)
13	Caleb Rodgers	INF	5-10	180	Fr.	R/R	Little Rock, Ark. (Pulaski Academy)
20	Jonah Sarabia	RHP	6-3	185	Fr.	R/R	Columbia, Mo. (Father Tolton)
5	Danny Sperling	INF	6-1	188	Sr.	L/R	Wauconda, Ill. (Wauconda/McHenry County College)
8	Ty Stauss	UT	5-10	190	Jr.	L/R	Wildwood, Mo. (Lafayette)
2	Cole Warehime	INF	6-1	185	Fr.	R/R	Downers Grove, Ill. (Downers Grove South)
35	Eddie White	RHP	6-0	165	Fr.	R/R	Kansas City, Mo. (Bishop Miege)
24	Collin Wilma	RHP	6-4	190	Jr.	R/R	Tinley Park, Ill. (Tinley Park)
30	Tommy Windt	UT	6-3	212	Jr.	R/R	Orland Park, Ill. (Carl Sandburg/South Suburban College)

## Roster Breakdown

Total Squad Members	39
Seniors	9
Juniors	18
Sophomores	5
Freshmen	7
Newcomers	16
Position Starters Returning/Lost	6/3
Starting Pitchers Returning/Lost	2/1





## SOUTHEAST MISSOURI BASEBALL // RADIO/TV ROSTER



**Nathan MacLaren**  
OF / 5-9 / 190 / Fr. / R-R  
Zionsville, Ind.



**Jevon Mason**  
OF / 5-11 / 202 / Sr. / R-R  
West Des Moines, Iowa



**Cole Warehime**  
INF / 6-1 / 185 / Fr. / R-R  
Downers Grove, Ill.



**Danny Sperling**  
INF / 6-1 / 188 / Sr. / L-R  
Wauconda, Ill.



**Chance Resetich**  
UT / 5-11 / 185 / Jr. / R-R  
Hall, Ill.



**Kyle Miller**  
UT / 6-2 / 210 / Jr. / R-R  
Eureka, Mo.



**Ty Stauss**  
UT / 5-10 / 190 / Jr. / L-R  
Wildwood, Mo.



**Gunnar Doyle**  
UT / 6-0 / 190 / Jr. / L-L  
Oak Creek, Wis.



**Lincoln Andrews**  
INF / 6-4 / 228 / Jr. / L-R  
Canon City, Colo.



**Ben Palmer**  
INF / 6-3 / 180 / Jr. / R-R  
Fridley, Minn.




**Nolan Ackerman**  
C / 6-0 / 205 / Jr. / R-R  
Parker, Colo.



**Caleb Rodgers**  
INF / 5-10 / 180 / Fr. / R-R  
Little Rock, Ark.



**Peyton Leeper**  
UT / 5-11 / 200 / Jr. / S-R  
Mokane, Mo.



**Gavin Johnston**  
RHP / 6-2 / 190 / Fr. / R-R  
Arnold, Mo.



**Payton Lawrence**  
RHP / 6-3 / 180 / Jr. / R-R  
Dixon, Ill.



**Josh Cameron**  
OF / 6-4 / 195 / Jr. / R-L  
Pflugerville, Texas



**Noah Niznik**  
LHP / 5-11 / 196 / Sr. / L-L  
Imperial, Mo.




**Spencer Parker**  
OF / 6-1 / 210 / Sr. / L-R  
Lee's Summit, Mo.



**Jonah Sarabia**  
RHP / 6-3 / 185 / Fr. / R-R  
Columbia, Mo.



**Logan Katen**  
LHP / 6-0 / 170 / Jr. / L-L  
Wentzville, Mo.



**Haden Dow**  
LHP / 6-1 / 200 / Jr. / L-L  
New Brunswick, Canada



**Brett Graber**  
OF / 6-0 / 190 / Sr. / R-R  
Sacramento, Calif.



**Collin Wilma**  
RHP / 6-4 / 190 / Jr. / R-R  
Tinley Park, Ill.



**Ethan Osborne**  
LHP / 6-1 / 180 / So. / L-L  
Ashland, Mo.




**Fischer Rausch**  
RHP / 6-5 / 237 / Jr. / R-R  
St. Louis, Mo.


# SOUTHEAST MISSOURI BASEBALL // RADIO/TV ROSTER



**Carlos Aranda**  
OF / 6-1 / 185 / Sr. / R-R  
Santo Domingo, Dominican Rep.




**Anthony Klein**  
RHP / 6-1 / 225 / R-So. / R-R  
St. Louis, Mo.



**Tommy Windt**  
RHP / 6-3 / 212 / Jr. / R-R  
Orland Park, Ill.




**Michael Laudando**  
RHP / 6-2 / 180 / So. / R-R  
Westchester, Ill.




**Jeb Callaghan**  
LHP / 6-1 / 222 / Sr. / L-L  
Yakima, Wash.




**Bryce Grossius**  
RHP / 6-2 / 210 / Sr. / R-R  
St. Louis, Mo.



**Alex Esker**  
LHP / 6-4 / 200 / So. / L-L  
St. Louis, Mo.




**Eddie White**  
RHP / 6-0 / 165 / Fr. / R-R  
Kansas City, Mo.




**Tanner Mueller**  
RHP / 6-5 / 205 / So. / R-R  
Wentzville, Mo.




**Hunter Ralls**  
RHP / 6-3 / 190 / Sr. / R-R  
Anna, Ill.



**Esteban Hernandez**  
RHP / 6-0 / 175 / Jr. / R-R  
Yuma, Ariz.



**Corbin Guthman**  
RHP / 6-3 / 190 / Fr. / R-R  
Murphysboro, Ill.



**Yanluis Ortiz**  
C / 5-10 / 205 / Jr. / R-R  
Southlake, Texas



**Michael Moore**  
RHP / 6-5 / 210 / Jr. / R-R  
Vernon Hills, Ill.



**Andy Sawyers**  
Head Coach  
Seventh Year



**Trevor Ezell**  
Associate Head Coach  
Third Year




**Matthew Kinney**  
Assistant Coach  
First Year




**Harrison Heffley**  
Volunteer Assistant Coach  
First Year




**Connery O'Donnell**  
Student Assistant Coach  
First Year




**Connor Rooney**  
Manager



**Kaiyu Atsumi**  
Manager



**Ryan Napoli**  
Director of Sports  
Performance



**Ben Fox**  
Athletic Trainer



## SOUTHEAST MISSOURI BASEBALL // HEAD COACH ANDY SAWYERS



**Andy SAWYERS**

Head Coach // Seventh Year // Nebraska, 1998

**T**he 2023 season marks Andy Sawyers' seventh as Southeast Missouri's head coach.

In the last two years alone, Sawyers led SEMO to one Ohio Valley Conference regular-season title, back-to-back OVC Tournament crowns and two NCAA Tournament appearances. For the first time in program history, the Redhawks claimed the league's OVC Tournament title and advanced to the NCAA Tournament in consecutive seasons during the 2021 and 2022 campaigns.

During the 2022 season, SEMO compiled a 37-22 overall record and finished second in the OVC with a 16-8 mark. The Redhawks, after dropping their first game of the conference tournament, won three-straight elimination games to secure their second-straight OVC Tournament championship. SEMO outlasted top-seeded Belmont, 5-4, in 10 innings to get the title.

The Redhawks later represented the OVC at the NCAA Regional in Louisville, Kentucky. That trip came a year after SEMO advanced to the NCAA Regional in Oxford, Mississippi.

SEMO was nearly unbeatable at home in 2022, where it led the

nation with a 23-2 record. The Redhawks won their first 14 games at Capaha Field en route to their best home record in program history. In addition, the Redhawks finished the year with 24 come-from-behind victories.

The Redhawks hit a program record 97 home runs with five players getting 10 or more. SEMO also had seven All-OVC selections, two American Baseball Coaches Association (ABCA)/Rawlings All-South Region picks and one draft pick (Andrew Keck, 10th round, Atlanta Braves) in 2022.

Academically, SEMO's baseball team recently recorded a 3.45 grade point average for its best fall term GPA in program history. During the 2021-22 academic year, the Redhawks had two OVC Medal of Honor recipients and 20 Commissioner's Honor Roll selections.

In terms of winning percentage, Sawyers' baseball program is the second-winningest in SEMO's Department of Athletics with a .546 percentage over the last seven seasons. The Redhawks accumulated a total of 194 wins and won at a .592 rate in OVC play (103-71). SEMO won 30 or more games

each of the last two years and Sawyers is in position to become the third head coach in program history to post three-consecutive 30-win seasons.

Sawyers was named OVC Coach of the Year after leading SEMO to a sweep of league's regular-season and tournament titles in 2021. The Redhawks finished that championship season with an overall 30-22 record and 17-10 in the OVC. SEMO recorded 30 wins in a season for the first time with Sawyers at the helm and posted series wins in eight of its nine series against league foes in 2021.

Sawyers coached his first OVC Specialty Award-Winner when left-hander Dylan Dodd was tabbed the league's Pitcher of the Year.

Dodd later became the highest draft pick in program history when he was selected in the third round by the Atlanta Braves in the 2021 Major League Draft. Additionally, Dodd wrapped up his final college season as a Second-Team Collegiate Baseball All-American.

Statistically, SEMO led the OVC with 14 saves and a .967 fielding percentage after committing just 49 errors in 52 contests. The Redhawks were also second in the conference in wins as their 30 victories marked the most in a season in five years.

In 2020, SEMO had an overall record of 9-8 and a 2-1 mark in OVC play when its season abruptly ended due to a global COVID-19 pandemic. The Redhawks heated up to win seven of nine contests prior to the end of competition.

The Redhawks led the OVC in batting average (.314), hits (188), triples (9), plate appearances (707), at-bats (598), hit by pitch (26), stolen bases (36), fewest walks allowed (54) and fielding percentage (.976), and rated second

in slugging percentage (.503), on-base percentage (.404), runs (129), RBI (121) and home runs (21) at the time their 2020 campaign came to a close. SEMO also ranked among the top 10 teams in the nation in hits (6th) and triples (8th).

Individually, Justin Dirden led the conference in slugging percentage (.900), RBI (26), home runs (9), hits (29), total bases (63) and stolen bases (9) before signing as an undrafted free agent with the Houston Astros.

Shortstop Tyler Wilber topped the OVC in runs (26) and center fielder Danny Wright tied a league-high with 29 hits when play was suspended.

Pitching wise, left-handers Dylan Dodd (2-1, 36 Ks) and Noah Niznik (3-0, 15 Ks) were a combined 5-1 with 51 strikeouts and two complete game shutouts through four starts in 2020.

Before they took the field in 2019, the Redhawks ushered in a state-of-the-art hitting facility adjacent to Capaha Field. The 4,000-square foot facility can fit up to four batting cages and is equipped with portable pitching mounds. It also had HitTrax Rapsodo technology which is used to enhance overall player performance through real-time stats and performance metrics.

SEMO went 23-32 during an injury-riddled 2019 campaign. The Redhawks played without five of their position starters for much of the season.

Despite the misfortune with injuries, SEMO had a pair of All-OVC performers in Wilber and Niznik.

A First-Team selection, Wilber led the OVC with a .383 batting average and was the Redhawks leader in hits (80) doubles (19), triples (3), RBI (40), slugging percentage (.531) and on-base percentage (.480).



Niznik, who landed a spot on the All-Newcomer Team, started 13 games as a freshman. He led the team with a 3.63 ERA, ranked second in innings (62) and third in both strikeouts (49) and wins (3).

The year before that, Sawyers guided the 2018 squad to the program's 13th consecutive OVC Tournament berth as the Redhawks finished 27-30 overall and second in the conference with a 20-10 record.

That team produced three First-Team All-OVC performers, including Carlos Vega, Trevor Ezell and Dirden.

Sawyers was hired as the sixth head coach in program history on July 29, 2016.

In his first year as an NCAA Division I head coach in 2017, Sawyers led the Redhawks to a winning season (29-26 overall, 16-14 OVC). He also picked up his first career OVC Tournament win along the way.

First-Team pick Dan Holst, Second-Team selections Brian Lees, Chris Osborne, Justin Murphy and Clay Chandler, and All-Newcomer Team member Danny Wright formed a group of six All-OVC players in Sawyers' debut season as a Division I head coach.

In all, Sawyers has over two decades worth of collegiate coaching experience.

Prior to arriving in Cape Girardeau, he worked two seasons as the Associate Head Coach/Offensive Coordinator at Big 12 Conference member Kansas State. There, Sawyers oversaw the hitters and catchers, while helping coordinate recruiting efforts.

Sawyers has coached in two College World Series, two NCAA Super Regionals and nine NCAA Tournaments during his coaching tenure. He has mentored 41 Major

League Baseball draft picks, including two first-round selections and ten top-10 round picks.

The Wildcats ranked fourth in the Big 12 offensively with a .284 team batting average in 2016. K-State's offense registered a .400 slugging percentage and .372 on-base percentage, scored 335 runs, had 550 hits, belted 100 doubles, notched 17 triples, and finished with 30 home runs and 300 RBI.

Sawyers coached freshman Josh Rolette who garnered Louisville Slugger Freshman All-American honors in 2016. He also helped mentor Jake Scudder who was named Big 12 Newcomer of the Year. The Wildcats had three student-athletes on the All-Big 12 Teams that season.

The 2015 and 2016 campaigns were Sawyers' second stint at K-State.

He previously served as an assistant coach for the Wildcats in 2009 and 2010. Sawyers helped lead K-State to an 80-30-1 record and the first two NCAA Regional appearances in school history over that span.

The 2009 season was a year of power for the Wildcats under Sawyers. The team hit 22 triples and 58 home runs, most in both categories since 1997. The offense shined when it came to stolen bases as the 149 steals were second-most in the nation and just two shy of breaking the Big 12 record. Overall, the team finished among Big 12 leaders in on-base percentage (2nd, .399), runs scored (2nd, 458), hits (2nd, 675), RBI (2nd, 420), doubles (3rd, 123), and fewest strikeouts (4th, 393).

Six Wildcats claimed All-Big 12 honors in 2009, including outfielder Nick Martini, who also garnered Louisville Slugger Freshman All-

America honors, and Justin Bloxom and Carter Jurica, who finished fourth and eighth, respectively, in the Big 12 in batting average.

The 2010 squad matched the success of 2009 by also reaching the NCAA postseason, and the offense topped the previous season totals in batting average (.323 in 2010; .317 in 2009), runs per game (7.6 vs. 7.4) and OBP (.426 vs. .399).

Before K-State, Sawyers spent four seasons as Associate Head Coach at Texas A&M (2011-14). Those four seasons at Texas A&M represented the end of Sawyers' five-year stint with the Aggies after he spent 2008 as a volunteer assistant coach.

In each of those five seasons, Sawyers helped Texas A&M reach an NCAA Regional while also winning a pair of Big 12 championships. In addition, he coached standouts Tyler Naquin - 2011 Big 12 Player of the Year, All-American and a first round pick by the Cleveland Indians in 2012 - and Krey Bratson, a 2011 Freshman All-American.

Before his appointment at Texas A&M in 2008, Sawyers worked with current Aggie head coach Rob Childress as an assistant coach and recruiting coordinator at Nebraska from 2003-07.

While in Lincoln, he helped the Huskers earn four trips to the NCAA Tournament, including an appearance at the 2005

## ■ The Sawyers File

**Experience:**  
23rd Year (Seventh at SEMO)

**Hometown:**  
Willits, Calif.

**Birthdate:**  
May 24, 1975

**Alma Mater:**  
Nebraska, 1998

**Education:**  
B.A. History (Nebraska)  
M.S. Education (Nebraska)

**Date Hired:**  
July 29, 2016

**Family:**  
Wife - Dena  
Children - A.J., Alex

**Playing Experience:**  
Point Loma Nazarene, 1994  
Mendocino College, 1996  
Nebraska, 1997-98

**Coaching Experience:**  
Northwestern State, Volunteer Asst., 1999  
Nebraska, Volunteer Asst., 2000  
Hutchinson CC, Head Coach, 2001-02  
Nebraska, Assistant Coach, 2003-07  
Texas A&M, Volunteer Asst., 2008  
Kansas State, Assistant Coach, 2009-10  
Texas A&M, Assoc. Head Coach, 2011-14  
Kansas State, Assoc. Head Coach, 2015-16  
Southeast Missouri, Head Coach, 2017-pr.



## SOUTHEAST MISSOURI BASEBALL // HEAD COACH ANDY SAWYERS

College World Series. Sawyers, who lettered two years at Nebraska, worked with 12 Huskers who were selected in the MLB Draft, including Alex Collegiate Baseball.

After working as the volunteer assistant at Nebraska in 2000, Sawyers worked the 2001 and 2002 seasons as head coach at Hutchinson Community College, compiling an 87-30 record and two postseason berths. In 2001, the Dragons went 40-16 and won the Jayhawk West Sub-Regional, while the 2002 squad set a school record with 47 wins and was ranked as high as seventh by the NJCAA.

Sawyers' coaching career began at Northwestern (La.) State in 1999 as a volunteer assistant coach, helping the Demons finish second in the Southland Conference.

He first played collegiately at Point Loma (Calif.) Nazarene College in 1994. Following a year off, he played at Mendocino (Calif.) Junior College in 1996 before finishing up his playing career at Nebraska.

A native of Willits, California, Sawyers received his bachelor (1998) and master's (2000) degrees from Nebraska. He is married to the former Dena Lindeblad and the couple have two sons, Andrew James (A.J.) and Alex.

### Sawyers' Year-by-Year Records

Year	School	Assignment	Record	Conf./Finish	Postseason
1999	Northwestern State	Volunteer Assistant	38-21	18-9/2nd	-
2000	Nebraska	Volunteer Assistant	51-17	21-9/2nd	NCAA Super Regional
2001	Hutchinson CC	Head Coach	40-16	-	Sub-Regional
2002	Hutchinson CC	Head Coach	47-11	-	Sub-Regional
2003	Nebraska	Assistant Coach	47-18	20-7/1st	NCAA Regional
2004	Nebraska	Assistant Coach	36-23	11-16/8th	-
2005	Nebraska	Assistant Coach	57-15	19-8/1st	NCAA College World Series
2006	Nebraska	Assistant Coach	42-17	17-10/3rd	NCAA Regional
2007	Nebraska	Assistant Coach	32-27	14-13/4th	NCAA Regional
2008	Texas A&M	Volunteer Assistant	46-19	19-8/1st	NCAA Super Regional
2009	Kansas State	Assistant Coach	43-18-1	14-11-1/4th	NCAA Regional
2010	Kansas State	Assistant Coach	37-22	14-12/3rd	NCAA Regional
2011	Texas A&M	Assoc. Head Coach	47-22	19-8/t1st	NCAA College World Series
2012	Texas A&M	Assoc. Head Coach	43-18	16-8/2nd	NCAA Regional
2013	Texas A&M	Assoc. Head Coach	34-29	13-16/6th	NCAA Regional
2014	Texas A&M	Assoc. Head Coach	36-26	14-16/5th	NCAA Regional
2015	Kansas State	Assoc. Head Coach	27-30	10-14/6th	-
2016	Kansas State	Assoc. Head Coach	26-31	8-16/8th	-
2017	Southeast Missouri	Head Coach	29-26	16-14/5th	OVC Tournament
2018	Southeast Missouri	Head Coach	27-30	20-10/2nd	OVC Tournament
2019	Southeast Missouri	Head Coach	23-32	10-20/10th	-
2020*	Southeast Missouri	Head Coach	9-8	2-1	-
2021	Southeast Missouri	Head Coach	30-22	17-10/1st	NCAA Regional
2022	Southeast Missouri	Head Coach	37-22	16-8/2nd	NCAA Regional

\* - Season ended due to COVID-19 pandemic

### Overall Record as a Head Coach: 242-167 (8 years)

Record at Southeast Missouri, 155-140, 81-63 Ohio Valley Conference (6 years)

Record at Hutchinson CC, 87-27 (2 years)

Record as a college associate head coach, 213-156

Record as a college assistant coach, 294-140-1

Record as a volunteer assistant coach, 135-57

### Coaching Honors

2021 OVC Coach of the Year



## 2022 Final Statistics

Record: 37-22 Home: 23-2 Away: 11-18 Neutral: 3-2 OVC: 16-8

Player	avg	gp-gs	ab	r	h	2b	3b	hr	rbi	tb	slg%	bb	hp	so	gdp	ob%	sf	sh	sb-att	po	a	e	fld%
9 WILBER, Tyler	.331	59-59	236	53	78	14	0	18	74	146	.619	27	5	35	10	.403	5	1	0-0	74	150	10	.957
12 KECK, Andrew	.326	57-57	224	47	73	15	2	17	68	143	.638	27	4	37	6	.403	3	0	11-16	421	35	7	.985
23 GRABER, Brett	.321	59-59	218	42	70	16	3	10	46	122	.560	36	7	64	5	.431	1	4	13-18	155	1	1	.994
1 MASON, Jevon	.317	59-59	230	72	73	14	3	14	44	135	.587	44	10	48	2	.438	6	0	16-19	118	3	3	.976
8 STAUSS, Ty	.263	50-44	171	27	45	6	1	5	25	68	.398	17	2	41	7	.337	0	4	0-0	62	2	0	1.000
19 PARKER, Spencer	.241	36-23	87	16	21	6	0	2	11	33	.379	11	3	29	1	.347	0	0	0-2	25	0	2	.926
10 ANDREWS, Lincoln	.234	57-57	218	44	51	12	0	15	44	108	.495	24	6	78	5	.325	1	4	0-1	422	16	4	.991
14 LEEPER, Peyton	.226	57-54	195	45	44	6	0	6	29	68	.349	40	7	46	6	.373	2	6	7-7	35	79	13	.898
5 SPERLING, Danny	.218	35-24	87	15	19	4	0	0	14	23	.264	16	5	20	3	.370	0	2	1-1	38	26	3	.955
11 PALMER, Ben	.212	57-53	179	39	38	5	1	5	28	60	.335	16	6	49	1	.297	1	5	7-8	81	124	10	.953
21 VASKE, Joel	.209	48-32	115	22	24	6	0	4	20	42	.365	23	7	56	1	.372	0	2	8-10	69	0	0	1.000
16 GRANT, Wyatt	.182	9-4	11	2	2	0	0	1	1	5	.455	3	1	7	0	.400	0	1	0-0	21	4	0	1.000
35 MALZAHN, Ryan	.045	14-6	22	2	1	1	0	0	1	2	.091	0	1	13	0	.087	0	0	0-0	8	0	0	1.000
30 WINDT, Tommy	.000	1-0	1	0	0	0	0	0	0	0	.000	0	0	1	0	.000	0	0	0-0	3	4	0	1.000
28 KLEIN, Anthony	.000	1-0	1	0	0	0	0	0	0	0	.000	0	0	0	0	.000	0	0	0-0	1	1	0	1.000
Totals	.270	59	1995	426	539	105	10	97	405	955	.479	284	64	524	47	.376	19	29	63-82	1549	503	58	.973
Opponents	.285	59	2077	373	591	114	13	82	351	977	.470	226	40	505	35	.363	21	16	57-69	1535	498	72	.966

LOB - Team (430), Opp (461). DPs turned - Team (39), Opp (54). CI - Team (3), KECK, A. 3. IBB - Team (5), WILBER, T. 3, KECK, A. 1, PALMER, B. 1, Opp (8). Picked off - GRABER, B. 2, MASON, J. 1, KECK, A. 1.

## (All games Sorted by Earned run avg)

Player	era	w-l	app	gs	cg	sho	sv	ip	h	r	er	bb	so	2b	3b	hr	b/avg	wp	hp	bk	sfa	sha
7 MILLER, Kyle	3.35	8-4	24	0	0	0/0	6	45.2	41	20	17	14	47	7	3	7	.237	0	0	0	0	4
37 RALLS, Hunter	3.76	3-2	18	1	0	0/0	0	40.2	47	24	17	13	34	8	2	5	.280	4	4	0	0	1
20 RACKERS, Jason	4.62	6-4	17	15	0	0/0	0	89.2	89	54	46	31	79	12	0	11	.262	13	6	4	2	6
27 WILLIAMS, Austin	5.34	7-3	25	3	0	0/0	2	57.1	65	37	34	23	67	18	2	5	.283	5	2	1	3	1
30 WINDT, Tommy	6.90	4-2	18	11	0	0/0	0	58.2	74	53	45	24	68	16	3	13	.305	4	1	1	3	2
18 NIZNIK, Noah	7.74	1-0	17	10	0	0/0	0	50.0	68	47	43	24	43	14	0	10	.318	2	1	0	1	1
38 MALENFANT, Hayden	0.00	0-0	6	0	0	0/0	0	4.0	3	0	0	3	4	1	0	0	.200	0	1	0	1	0
31 CISNEROS, Blake	2.62	4-1	27	0	0	0/0	2	34.1	26	13	10	17	38	5	0	1	.208	9	3	0	3	0
34 ESKER, Alex	2.92	0-0	8	2	0	0/0	0	12.1	11	6	4	10	7	2	1	0	.234	0	1	0	1	0
28 KLEIN, Anthony	4.70	2-0	21	0	0	0/0	0	30.2	28	17	16	17	36	7	0	3	.237	6	6	0	1	0
24 RAUSCH, Fischer	7.20	0-0	7	0	0	0/0	0	5.0	4	4	4	7	3	2	0	0	.235	1	0	0	1	1
25 OSBORNE, Ethan	8.24	2-1	15	5	0	0/0	0	31.2	49	30	29	10	29	6	1	8	.358	1	4	1	2	0
33 GROSSIUS, Bryce	8.35	0-2	13	7	0	0/0	0	32.1	44	33	30	18	31	6	0	11	.317	4	4	1	2	0
44 PEREGO, Matt	10.80	0-0	4	0	0	0/0	0	5.0	10	6	6	2	5	2	1	1	.417	0	3	0	0	0
22 CALLAGHAN, Jeb	11.12	0-0	5	0	0	0/0	0	5.2	7	7	7	5	7	1	0	3	.304	0	0	0	1	0
15 KARRALL, Joseph	13.50	0-0	1	0	0	0/0	0	1.1	3	2	2	0	0	0	0	1	.429	0	0	0	0	0
26 WILMA, Collin	14.40	0-3	6	5	0	0/0	0	10.0	17	16	16	7	6	5	0	1	.370	1	4	0	0	0
55 STONE, Noah	18.00	0-0	3	0	0	0/0	0	2.0	5	4	4	1	1	2	0	2	.455	1	0	0	0	0
Totals	5.75	37-22	59	59	0	0/0	10	516.1	591	373	330	226	505	114	13	82	.285	51	40	8	21	16
Opponents	6.58	22-37	59	59	2	1/1	9	511.2	539	426	374	284	524	105	10	97	.270	53	64	3	19	29

PB - Team (9), KECK, A. 7, GRANT, W. 2, Opp (5). Pickoffs - Team (10), MILLER, K. 3, RACKERS, J. 2, WILLIAMS, A. 1, RALLS, H. 1, OSBORNE, E. 1, GROSSIUS, B. 1, NIZNIK, N. 1, Opp (3). SBA/ATT - KECK, A. (44-52), WILLIAMS, A. (11-13), WINDT, T. (9-11), STAUSS, T. (9-9), RACKERS, J. (6-8), GROSSIUS, B. (5-6), CISNEROS, B. (5-5), GRANT, W. (4-5), RALLS, H. (4-5), KLEIN, A. (3-4), OSBORNE, E. (2-4), WILMA, C. (4-4), NIZNIK, N. (2-3), ESKER, A. (2-2), MILLER, K. (2-2), CALLAGHAN, J. (1-1), PEREGO, M. (1-1).



## 2022 Results

Date	Opponent	Score	Inns	Overall	OVC	Pitcher of record	Attend	Time
02-18-22	at #22 Dallas Baptist	w 7-6	(12)	1-0-0	0-0-0	MILLER, K. (W 1-0)	1254	4:39
02-19-22	at #22 Dallas Baptist	w 6-5	(10)	2-0-0	0-0-0	CISNEROS, B. (W 1-0)	1004	3:13
02-20-22	at #22 Dallas Baptist	L 5-13	9	2-1-0	0-0-0	WILLIAMS, A. (L 0-1)	988	3:21
02-26-22	BELLARMINE	w 8-7	(11)	3-1-0	0-0-0	MILLER, K. (W 2-0)	224	3:57
02-27-22	BELLARMINE-1	w 10-2	9	4-1-0	0-0-0	NIZNIK, N. (W 1-0)	310	3:00
02-27-22	BELLARMINE-2	w 12-8	9	5-1-0	0-0-0	CISNEROS, B. (W 2-0)	364	3:25
03-01-22	SAINT LOUIS	w 16-5	7	6-1-0	0-0-0	WINDT, T. (W 1-0)	270	2:46
03-04-22	BRADLEY	w 16-7	9	7-1-0	0-0-0	RALLS, H. (W 1-0)	220	3:30
03-05-22	BRADLEY-1	w 11-8	7	8-1-0	0-0-0	RACKERS, J. (W 1-0)	360	2:24
03-05-22	BRADLEY-2	w 12-5	9	9-1-0	0-0-0	WINDT, T. (W 2-0)	560	3:10
03-08-22	at Arkansas State	w 14-6	9	10-1-0	0-0-0	WILLIAMS, A. (W 1-1)	63	3:45
03-12-22	VALPARAISO	w 9-1	9	11-1-0	0-0-0	RALLS, H. (W 2-0)	140	2:41
03-13-22	VALPARAISO-1	w 16-6	9	12-1-0	0-0-0	WILLIAMS, A. (W 2-1)	215	3:24
03-13-22	VALPARAISO-2	w 10-8	9	13-1-0	0-0-0	MILLER, K. (W 3-1)	195	3:12
03-15-22	at Indiana State	L 1-10	9	13-2-0	0-0-0	OSBORNE, E. (L 0-1)	143	3:04
03-16-22	at Indiana State	L 4-5	9	13-3-0	0-0-0	MILLER, K. (L 3-1)	402	2:45
03-19-22	at Missouri State-1	w 6-3	9	14-3-0	0-0-0	RACKERS, J. (W 2-0)	568	3:09
03-19-22	at Missouri State-2	L 3-9	9	14-4-0	0-0-0	RALLS, H. (L 2-1)	568	3:01
03-20-22	at Missouri State	L 5-16	9	14-5-0	0-0-0	WINDT, T. (L 2-1)	563	2:51
*03-25-22	SIUE	w 2-1	9	15-5-0	1-0-0	RACKERS, J. (W 3-0)	515	2:19
*03-26-22	SIUE	w 2-1	9	16-5-0	2-0-0	RALLS, H. (W 3-1)	820	2:25
*03-27-22	SIUE	w 5-2	9	17-5-0	3-0-0	WILLIAMS, A. (W 3-1)	250	2:45
03-29-22	at Saint Louis	w 4-1	9	18-5-0	3-0-0	KLEIN, A. (W 1-0)	153	2:42
*04-01-22	at Austin Peay	L 3-4	9	18-6-0	3-1-0	MILLER, K. (L 3-2)	344	2:25
*04-02-22	at Austin Peay	L 7-8	9	18-7-0	3-2-0	RALLS, H. (L 3-2)	503	2:32
*04-03-22	at Austin Peay	w 6-5	9	19-7-0	4-2-0	WINDT, T. (W 3-1)	427	2:39
04-05-22	ARKANSAS STATE	w 8-5	9	20-7-0	4-2-0	OSBORNE, E. (W 1-1)	400	3:00
*04-08-22	MURRAY STATE	w 11-2	9	21-7-0	5-2-0	RACKERS, J. (W 4-0)	154	3:10
*04-09-22	MURRAY STATE	w 8-5	9	22-7-0	6-2-0	MILLER, K. (W 4-2)	440	2:35
*04-10-22	MURRAY STATE	w 11-10	9	23-7-0	7-2-0	MILLER, K. (W 5-2)	280	2:55
04-12-22	SOUTHERN ILLINOIS	L 2-3	9	23-8-0	7-2-0	GROSSIUS, B. (L 0-1)	675	3:00
*04-14-22	at Tennessee Tech	L 3-10	9	23-9-0	7-3-0	RACKERS, J. (L 4-1)	219	3:20
*04-15-22	at Tennessee Tech	w 9-4	9	24-9-0	8-3-0	WILLIAMS, A. (W 4-1)	319	2:56
*04-16-22	at Tennessee Tech	L 4-7	9	24-10-0	8-4-0	GROSSIUS, B. (L 0-2)	329	2:42
04-19-22	at Ole Miss	w 13-3	9	25-10-0	8-4-0	WILLIAMS, A. (W 5-1)	8854	4:02
*04-22-22	MOREHEAD STATE	w 8-7	(10)	26-10-0	9-4-0	MILLER, K. (W 6-2)	750	3:05
*04-23-22	MOREHEAD STATE-1	w 16-9	9	27-10-0	10-4-0	WINDT, T. (W 4-1)	820	2:55
*04-23-22	MOREHEAD STATE-2	w 9-8	(10)	28-10-0	11-4-0	MILLER, K. (W 7-2)	550	3:30
04-26-22	at Southern Illinois	L 6-7	(11)	28-11-0	11-4-0	MILLER, K. (L 7-3)	0	3:39
*04-29-22	at Belmont	w 5-4	(10)	29-11-0	12-4-0	WILLIAMS, A. (W 6-1)	176	2:50
*04-30-22	at Belmont	L 3-5	9	29-12-0	12-5-0	MILLER, K. (L 7-4)	231	2:34
*05-01-22	at Belmont	w 11-4	9	30-12-0	13-5-0	CISNEROS, B. (W 3-0)	164	3:10
05-03-22	at Mizzou	L 3-9	9	30-13-0	13-5-0	WILMA, C. (L 0-1)	884	3:15
05-06-22	at #3 Oklahoma State	L 0-4	9	30-14-0	13-5-0	RACKERS, J. (L 4-2)	4634	2:45
05-07-22	at #3 Oklahoma State	L 6-11	9	30-15-0	13-5-0	WINDT, T. (L 4-2)	4960	3:42
05-08-22	at #3 Oklahoma State	L 3-15	7	30-16-0	13-5-0	WILLIAMS, A. (L 6-2)	4408	2:40
05-10-22	MISSOURI STATE	w 8-7	9	31-16-0	13-5-0	CISNEROS, B. (W 4-0)	573	3:02
*05-13-22	TENNESSEE-MARTIN	L 3-10	9	31-17-0	13-6-0	RACKERS, J. (L 4-3)	495	3:17
*05-14-22	TENNESSEE-MARTIN	w 7-6	9	32-17-0	14-6-0	MILLER, K. (W 8-4)	370	3:11
*05-15-22	TENNESSEE-MARTIN	w 15-2	9	33-17-0	15-6-0	OSBORNE, E. (W 2-1)	370	3:15
*05-20-22	at Eastern Illinois-1	w 6-4	9	34-17-0	16-6-0	RACKERS, J. (W 5-3)	124	2:52
*05-20-22	at Eastern Illinois-2	L 5-7	9	34-18-0	16-7-0	CISNEROS, B. (L 4-1)	137	2:50
*05-21-22	at Eastern Illinois	L 1-5	7	34-19-0	16-8-0	WILMA, C. (L 0-2)	107	2:00
%05-26-22	vs Tennessee Tech	L 10-11	9	34-20-0	16-8-0	WILLIAMS, A. (L 6-3)	543	4:02
%05-27-22	vs SIUE	w 14-6	9	35-20-0	16-8-0	KLEIN, A. (W 2-0)	0	3:55
%05-27-22	vs Tennessee Tech	w 5-2	9	36-20-0	16-8-0	WILLIAMS, A. (W 7-3)	498	2:56
%05-28-22	vs Belmont	w 5-4	(10)	37-20-0	16-8-0	RACKERS, J. (W 6-3)	620	2:48
#06-03-22	at #7 Louisville	L 2-7	9	37-21-0	16-8-0	RACKERS, J. (L 6-4)	3609	3:10
#06-04-22	vs Oregon	L 6-18	9	37-22-0	16-8-0	WILMA, C. (L 0-3)	2176	3:34

\* = Conference game

% = OVC Tournament (Lexington, Ky.)

# = NCAA Regional (Louisville, Ky.)

() extra inning game



## 2022 Final Ohio Valley Conference Statistics

Record: 16-8 Home: 11-1 Away: 5-7 OVC: 16-8

Player	avg	gp-gs	ab	r	h	2b	3b	hr	rbi	tb	slg%	bb	hp	so	gdp	ob%	sf	sh	sb-att	po	a	e	fld%
23 GRABER, Brett	.363	24-24	91	18	33	9	1	4	20	56	.615	14	1	22	2	.453	0	1	3-5	66	0	1	.985
9 WILBER, Tyler	.333	24-24	96	19	32	6	0	5	25	53	.552	6	0	14	2	.362	3	1	0-0	25	53	5	.940
12 KECK, Andrew	.330	24-24	91	21	30	5	2	9	31	66	.725	11	2	12	4	.410	1	0	2-5	195	15	3	.986
8 STAUSS, Ty	.313	23-21	83	14	26	6	0	3	19	41	.494	8	1	12	4	.380	0	1	0-0	16	2	0	1.000
1 MASON, Jevon	.237	24-24	93	27	22	3	1	4	11	39	.419	11	7	17	1	.351	3	0	2-3	40	0	0	1.000
10 ANDREWS, Lincoln	.205	24-24	83	20	17	2	0	9	18	46	.554	8	6	19	3	.320	0	1	0-0	178	8	2	.989
11 PALMER, Ben	.200	24-23	80	14	16	3	0	4	12	31	.388	2	1	21	0	.229	0	2	0-0	32	54	4	.956
14 LEEPER, Peyton	.184	23-22	76	9	14	2	0	0	7	16	.211	14	3	16	3	.326	2	3	2-2	10	30	4	.909
-----																							
19 PARKER, Spencer	.227	16-12	44	9	10	5	0	1	5	18	.409	5	2	15	0	.333	0	0	0-0	16	0	2	.889
5 SPERLING, Danny	.188	8-3	16	1	3	2	0	0	2	5	.313	1	2	3	1	.316	0	1	0-0	9	7	1	.941
21 VASKE, Joel	.167	19-12	36	8	6	2	0	1	6	11	.306	7	3	18	1	.348	0	1	2-3	31	0	0	1.000
35 MALZAHN, Ryan	.000	2-2	5	0	0	0	0	0	0	0	.000	0	0	3	0	.000	0	0	0-0	0	0	0	.000
16 GRANT, Wyatt	.000	1-1	1	0	0	0	0	0	0	0	.000	0	0	1	0	.000	0	1	0-0	0	0	0	.000
Totals	.263	24	795	160	209	45	4	40	156	382	.481	87	28	173	21	.353	9	12	11-18	627	196	25	.971
Opponents	.269	24	824	130	222	39	4	27	120	350	.425	76	10	215	10	.336	7	12	19-23	623	215	26	.970

LOB - Team (148), Opp (173). DPs turned - Team (12), Opp (24). CI - Team (1), KECK, A. 1. IBB - Team (3), KECK, A. 1, WILBER, T. 1, PALMER, B. 1, Opp (5). Picked off - GRABER, B. 2, KECK, A. 1.

## (OVC games only Sorted by Earned run avg)

Player	era	w-l	app	gs	cg	sho	sv	ip	h	r	er	bb	so	2b	3b	hr	b/avg	wp	hp	bks	sfa	sha
20 RACKERS, Jason	4.20	3-2	8	8	0	0/0	0	45.0	42	27	21	15	39	5	0	3	.251	6	3	0	1	5
-----																						
24 RAUSCH, Fischer	0.00	0-0	2	0	0	0/0	0	1.2	2	0	0	0	1	0	0	0	.286	0	0	0	0	0
55 STONE, Noah	0.00	0-0	1	0	0	0/0	0	0.0	1	0	0	0	0	1	0	0	1.000	0	0	0	0	0
37 RALLS, Hunter	2.70	1-1	5	0	0	0/0	0	10.0	9	4	3	3	10	1	1	1	.225	1	1	0	0	1
31 CISNEROS, Blake	3.18	1-1	11	0	0	0/0	1	17.0	15	8	6	7	17	3	0	1	.227	6	2	0	2	0
27 WILLIAMS, Austin	3.20	3-0	12	0	0	0/0	1	25.1	23	11	9	8	38	6	1	1	.232	2	2	0	1	0
30 WINDT, Tommy	4.11	2-0	8	7	0	0/0	0	35.0	42	22	16	11	39	9	0	8	.290	0	0	0	0	2
25 OSBORNE, Ethan	4.35	1-0	3	2	0	0/0	0	10.1	12	5	5	1	9	2	0	2	.300	0	0	0	0	0
28 KLEIN, Anthony	4.50	0-0	7	0	0	0/0	0	8.0	9	4	4	6	5	1	0	0	.300	1	2	0	1	0
7 MILLER, Kyle	4.63	5-2	12	0	0	0/0	3	23.1	20	12	12	7	25	3	1	6	.238	0	0	0	0	4
34 ESKER, Alex	6.75	0-0	2	1	0	0/0	0	2.2	5	4	2	1	2	1	1	0	.357	0	0	0	0	0
18 NIZNIK, Noah	7.56	0-0	8	5	0	0/0	0	25.0	30	23	21	13	22	5	0	4	.291	1	0	0	1	0
26 WILMA, Collin	13.50	0-1	2	1	0	0/0	0	2.2	6	4	4	2	3	1	0	0	.429	0	0	0	0	0
22 CALLAGHAN, Jeb	13.50	0-0	1	0	0	0/0	0	1.1	2	2	2	1	3	0	0	1	.333	0	0	0	0	0
33 GROSSIUS, Bryce	16.20	0-1	1	0	0	0/0	0	1.2	4	4	3	1	2	1	0	0	.500	0	0	0	1	0
Totals	4.65	16-8	24	24	0	0/0	5	209.0	222	130	108	76	215	39	4	27	.269	17	10	0	7	12
Opponents	6.28	8-16	24	24	2	0/0	3	207.2	209	160	145	87	173	45	4	40	.263	25	28	3	9	12

PB - Team (3), KECK, A. 3. Pickoffs - Team (6), MILLER, K. 2, RACKERS, J. 2, OSBORNE, E. 1, NIZNIK, N. 1, Opp (2). SBA/ATT - KECK, A. (14-18), WINDT, T. (5-5), STAUSS, T. (5-5), WILLIAMS, A. (3-4), RACKERS, J. (3-4), KLEIN, A. (2-3), CISNEROS, B. (3-3), WILMA, C. (2-2), RALLS, H. (1-1), OSBORNE, E. (0-1).



# SOUTHEAST MISSOURI BASEBALL // STATISTICS

## 2022 Season/Career

	SEASON													CAREER													
Player	Avg	G-GS	AB	R	H	2B	3B	HR	RBI	BB	Hbp	SO	Sb-Att	Avg	G-GS	AB	R	H	2B	3B	HR	RBI	BB	Hbp	SO	Sb-Att	
9 WILBER, Tyler	.331	59-59	236	53	78	14	0	18	74	27	5	35	0-0	.366	183-183	715	154	262	53	6	29	175	97	18	93	8-13	
12 KECK, Andrew	.326	57-57	224	47	73	15	2	17	68	27	4	37	11-16	.308	173-170	652	116	201	38	4	26	137	72	9	122	45-56	
23 GRABER, Brett	.321	59-59	218	42	70	16	3	10	46	36	7	64	13-18	.325	76-62	237	48	77	18	3	10	46	38	7	72	13-19	
1 MASON, Jevon	.317	59-59	230	72	73	14	3	14	44	44	10	48	16-19	.331	102-99	390	107	129	28	3	16	66	69	14	85	20-27	
8 STAUSS, Ty	.263	50-44	171	27	45	6	1	5	25	17	2	41	0-0	.237	81-65	245	35	58	9	1	5	30	31	3	63	3-3	
19 PARKER, Spencer	.241	36-23	87	16	21	6	0	2	11	11	3	29	0-2	.241	36-23	87	16	21	6	0	2	11	11	3	29	0-2	
10 ANDREWS, Lincoln	.234	57-57	218	44	51	12	0	15	44	24	6	78	0-1	.233	113-105	400	62	93	20	1	18	69	30	8	124	0-1	
14 LEEPER, Peyton	.226	57-54	195	45	44	6	0	6	29	40	7	46	7-7	.216	117-110	380	80	82	16	4	6	43	72	17	97	13-17	
5 SPERLING, Danny	.218	35-24	87	15	19	4	0	0	14	16	5	20	1-1	.230	60-42	152	23	35	6	0	1	23	24	7	29	2-2	
11 PALMER, Ben	.212	57-53	179	39	38	5	1	5	28	16	6	49	7-8	.212	57-53	179	39	38	5	1	5	28	16	6	49	7-8	
21 VASKE, Joel	.209	48-32	115	22	24	6	0	4	20	23	7	56	8-10	.209	48-32	115	22	24	6	0	4	20	23	7	56	8-10	
16 GRANT, Wyatt	.182	9-4	11	2	2	0	0	1	1	3	1	7	0-0	.182	9-4	11	2	2	0	0	1	1	3	1	7	0-0	
35 MALZAHN, Ryan	.045	14-6	22	2	1	1	0	0	1	0	1	13	0-0	.045	14-6	22	2	1	1	0	0	1	0	1	13	0-0	
28 KLEIN, Anthony	.000	1-0	1	0	0	0	0	0	0	0	0	0	0-0	.000	1-0	1	0	0	0	0	0	0	0	0	0	0-0	
30 WINDT, Tommy	.000	1-0	1	0	0	0	0	0	0	0	0	1	0-0	.000	1-0	1	0	0	0	0	0	0	0	0	1	0-0	
Totals	.270	59-59	1995	426	539	105	10	97	405	284	64	524	63-82														
Opponents	.285	59-59	2077	373	591	114	13	82	351	226	40	505	57-69														

(All games Sorted by Earned run avg)

Player	SEASON													CAREER												
	ERA	W-L	App	GS	CG	Sho	Sv	IP	H	R	ER	BB	SO	ERA	W-L	App	GS	CG	Sho	Sv	IP	H	R	ER	BB	SO
7 MILLER, Kyle	3.35	8-4	24	0	0	0	6	45.2	41	20	17	14	47	3.62	12-6	44	5	1	0	11	97.0	95	45	39	29	99
37 RALLS, Hunter	3.76	3-2	18	1	0	0	0	40.2	47	24	17	13	34	4.76	6-4	37	6	0	0	1	79.1	92	52	42	33	68
20 RACKERS, Jason	4.62	6-4	17	15	0	0	0	89.2	89	54	46	31	79	4.62	6-4	17	15	0	0	0	89.2	89	54	46	31	79
27 WILLIAMS, Austin	5.34	7-3	25	3	0	0	2	57.1	65	37	34	23	67	5.57	9-6	47	4	0	0	8	97.0	115	64	60	35	106
30 WINDT, Tommy	6.90	4-2	18	11	0	0	0	58.2	74	53	45	24	68	6.90	4-2	18	11	0	0	0	58.2	74	53	45	24	68
18 NIZNIK, Noah	7.74	1-0	17	10	0	0	0	50.0	68	47	43	24	43	6.04	9-10	48	38	3	1	0	190.2	226	141	128	76	141
38 MALENFANT, Hayden	0.00	0-0	6	0	0	0	0	4.0	3	0	0	3	4	5.54	1-1	22	0	0	0	0	26.0	27	19	16	12	20
31 CISNEROS, Blake	2.62	4-1	27	0	0	0	2	34.1	26	13	10	17	38	4.84	8-7	77	2	0	0	4	93.0	88	58	50	47	91
34 ESKER, Alex	2.92	0-0	8	2	0	0	0	12.1	11	6	4	10	7	2.92	0-0	8	2	0	0	0	12.1	11	6	4	10	7
28 KLEIN, Anthony	4.70	2-0	21	0	0	0	0	30.2	28	17	16	17	36	4.70	2-0	21	0	0	0	0	30.2	28	17	16	17	36
24 RAUSCH, Fischer	7.20	0-0	7	0	0	0	0	5.0	4	4	4	7	3	4.29	0-0	20	0	0	0	0	21.0	15	10	10	14	29
25 OSBORNE, Ethan	8.24	2-1	15	5	0	0	0	31.2	49	30	29	10	29	8.24	2-1	15	5	0	0	0	31.2	49	30	29	10	29
33 GROSSIUS, Bryce	8.35	0-2	13	7	0	0	0	32.1	44	33	30	18	31	6.85	6-5	54	16	0	0	0	115.2	143	101	88	55	105
44 PEREGO, Matt	10.80	0-0	4	0	0	0	0	5.0	10	6	6	2	5	7.13	0-0	16	0	0	0	0	17.2	26	14	14	9	15
22 CALLAGHAN, Jeb	11.12	0-0	5	0	0	0	0	5.2	7	7	7	5	7	11.12	0-0	5	0	0	0	0	5.2	7	7	7	5	7
15 KARRALL, Joseph	13.50	0-0	1	0	0	0	0	1.1	3	2	2	0	0	33.00	0-0	5	0	0	0	0	3.0	10	11	11	5	1
26 WILMA, Collin	14.40	0-3	6	5	0	0	0	10.0	17	16	16	7	6	6.43	3-3	17	12	0	0	0	56.0	62	41	40	20	46
55 STONE, Noah	18.00	0-0	3	0	0	0	0	2.0	5	4	4	1	1	18.00	0-0	3	0	0	0	0	2.0	5	4	4	1	1
Totals	5.75	37-22	59	59	0	0	10	516.1	591	373	330	226	505													
Opponents	6.58	22-37	59	59	2	1	9	511.2	539	426	374	284	524													

**Multiple-Hit Games**

Player	2	3	4	5+	Total
-	-	-	-	-	-

**Multiple-RBI Games**

Player	2	3	4	5+	Total
-	-	-	-	-	-

**Inning-by-Inning Summary**

Inning	SEMO	Opp.
First	-	-
Second	-	-
Third	-	-
Fourth	-	-
Fifth	-	-
Sixth	-	-
Seventh	-	-
Eighth	-	-
Ninth	-	-
Ex	-	-
Total	-	-

**Inning-by-Inning Summary (OVC Games)**

Inning	SEMO	Opp.
First	-	-
Second	-	-
Third	-	-
Fourth	-	-
Fifth	-	-
Sixth	-	-
Seventh	-	-
Eighth	-	-
Ninth	-	-
Extra	-	-
Total	-	-

**Current Hitting Streaks**

Player	Games	Started
-	-	-

**Current Reached Base Streaks**

Player	Games	Started
-	-	-

**Career Multiple-Hit Games**

Player	2	3	4	5+	Total
Jevon Mason	29	10	1	-	40
Lincoln Andrews	18	3	1	-	22
Brett Graber	17	4	-	-	21
Peyton Leeper	18	1	-	-	19
Ty Stauss	11	2	-	-	13
Danny Sperling	7	-	-	-	7
Ben Palmer	7	-	-	-	7
Spencer Parker	5	-	-	-	5

**Career Multiple-RBI Games**

Player	2	3	4	5+	Total
Lincoln Andrews	10	3	3	1	17
Jevon Mason	13	3	-	-	16
Brett Graber	7	5	1	-	13
Ty Stauss	4	1	-	1	6
Peyton Leeper	2	2	1	-	5
Danny Sperling	2	-	1	-	3
Spencer Parker	1	-	-	-	1

**0 Nathan McLaren**

2023 Season/Career-Highs

At-Bats.....	-
Runs.....	-
Hits.....	-
Doubles.....	-
Triples.....	-
Home Runs.....	-
RBI.....	-
Stolen Bases.....	-

**1 Jevon Mason**

2023 Season-Highs

At-Bats.....	-
Runs.....	-
Hits.....	-
Doubles.....	-
Triples.....	-
Home Runs.....	-
RBI.....	-
Stolen Bases.....	-

Career-Highs	
At-Bats.....	6, at UT Martin (4/13/21)
Runs.....	4, 2x, last vs. UT-Martin (5/14/22)
Hits.....	4, vs. Missouri State (5/10/22)
Doubles.....	2, 2x, last vs. Murray State (5/30/21)
Triples.....	2, at Dallas Baptist (2/18/22)
Home Runs.....	1, 16x, last vs. Belmont (5/28/22)
RBI.....	3, 4x, last vs. Tennessee Tech (5/27/22)
Stolen Bases.....	2, 3x last vs. Valparaiso (3/13/22)

**2 Cole Warehime**

2023 Season/Career-Highs

At-Bats.....	-
Runs.....	-
Hits.....	-
Doubles.....	-
Triples.....	-
Home Runs.....	-
RBI.....	-
Stolen Bases.....	-

**5 Danny Sperling**

2023 Season-Highs

At-Bats.....	-
Runs.....	-
Hits.....	-
Doubles.....	-
Triples.....	-
Home Runs.....	-
RBI.....	-
Stolen Bases.....	-

Career-Highs	
At-Bats.....	4, 15x, last vs. Tennessee Tech (5/27/22)
Runs.....	2, 2x, last vs. SIU Edwardsville (5/27/22)
Hits.....	2, 8x, last vs. UT-Martin (5/15/22)
Doubles.....	2, vs. UT-Martin (5/15/22)
Triples.....	-
Home Runs.....	1, vs. Murray State (5/30/21)
RBI.....	4, vs. Bellarmine (2/27/22)
Stolen Bases.....	1, 2x, last at Arkansas State (3/8/22)

**6 Chance Resetich**

2023 Season/Career-Highs

At-Bats.....	-
Runs.....	-
Hits.....	-
Doubles.....	-
Triples.....	-
Home Runs.....	-
RBI.....	-
Stolen Bases.....	-

**7 Kyle Miller**

2023 Season-Highs

Innings Pitched.....	-
Fewest Hits.....	-
Most Hits.....	-
Fewest Runs.....	-
Most Runs.....	-
Fewest Walks.....	-
Strikeouts.....	-

Career-Highs	
Innings Pitched.....	9.0, vs. Murray State (5/30/21)
Fewest Hits.....	0, 6x, last vs. Arkansas State (4/5/22)
Most Hits.....	9, vs. Austin Peay (3/20/21)
Fewest Runs.....	0, 18x, last vs. Tennessee Tech (5/26/22)
Most Runs.....	5, vs. Austin Peay (3/20/21)
Fewest Walks.....	0, 25x, last vs. Oregon (6/4/22)
Strikeouts.....	10, vs. Murray State (5/30/21)

**8 Ty Stauss**

2023 Season-Highs

At-Bats.....	-
Runs.....	-
Hits.....	-
Doubles.....	-
Triples.....	-
Home Runs.....	-
RBI.....	-
Stolen Bases.....	-

Career-Highs	
At-Bats.....	6, at Ole Miss (4/19/22)
Runs.....	2, 5x, last vs. Tennessee Tech (5/26/22)
Hits.....	3, 2x, last vs. Morehead State (4/23/22)
Doubles.....	1, 9x, last vs. UT-Martin (5/14/22)
Triples.....	1, at Oklahoma State (5/7/22)
Home Runs.....	2, at Austin Peay (4/3/22)
RBI.....	6, vs. Morehead State (4/23/22)
Stolen Bases.....	1, 3x, last vs. Austin Peay (3/19/21)

**9 Gunnar Doyle**

2023 Season/Career-Highs

At-Bats.....	-
Runs.....	-
Hits.....	-
Doubles.....	-
Triples.....	-
Home Runs.....	-
RBI.....	-
Stolen Bases.....	-

**10 Lincoln Andrews**

2023 Season-Highs

At-Bats.....	-
Runs.....	-
Hits.....	-
Doubles.....	-
Triples.....	-
Home Runs.....	-
RBI.....	-
Stolen Bases.....	-

Career-Highs	
At-Bats.....	6, at Dallas Baptist (2/18/22)
Runs.....	3, 2x, last vs. UT Martin (5/15/22)
Hits.....	4, at Austin Peay (4/28/21)
Doubles.....	1, 20x, last vs. Tennessee Tech (5/27/22)
Triples.....	1, at UT Martin (3/7/20)
Home Runs.....	3, at Austin Peay (4/2/22)
RBI.....	4, 3x, last vs. Tennessee Tech (5/27/22)
Stolen Bases.....	-



## 11 Ben Palmer

2023 Season-Highs

At-Bats.....-  
Runs.....-  
Hits.....-  
Doubles.....-  
Triples.....-  
Home Runs.....-  
RBI.....-  
Stolen Bases.....-

Career-Highs

At-Bats.....5, 5x, last vs. UT-Martin (5/15/22)  
Runs.....3, vs. Valparaiso (3/13/22)  
Hits.....2, 7x, last at Louisville (6/3/22)  
Doubles.....1, 5x, last at Eastern Illinois (5/20/22)  
Triples.....1, vs. Valparaiso (3/13/22)  
Home Runs.....1, 5x, last at Belmont (4/30/22)  
RBI.....4, vs. Valparaiso (3/13/22)  
Stolen Bases.....1, 7x, last at Louisville (6/3/22)

## 12 Nolan Ackerman

2023 Season/Career-Highs

At-Bats.....-  
Runs.....-  
Hits.....-  
Doubles.....-  
Triples.....-  
Home Runs.....-  
RBI.....-  
Stolen Bases.....-

## 13 Caleb Rodgers

2023 Season/Career-Highs

At-Bats.....-  
Runs.....-  
Hits.....-  
Doubles.....-  
Triples.....-  
Home Runs.....-  
RBI.....-  
Stolen Bases.....-

## 14 Peyton Leeper

2023 Season-Highs

At-Bats.....-  
Runs.....-  
Hits.....-  
Doubles.....-  
Triples.....-  
Home Runs.....-  
RBI.....-  
Stolen Bases.....-

Career-Highs

At-Bats.....6, vs. Valparaiso (3/13/22)  
Runs.....3, 4x, last vs. Morehead State (4/23/22)  
Hits.....3, at Austin Peay (4/3/22)  
Doubles.....1, 14x, last at Murray State (4/9/22)  
Triples.....1, 4x, last vs. Eastern Kentucky (5/8/21)  
Home Runs.....1, 6x, last vs. Arkansas State (4/5/22)  
RBI.....4, vs. Valparaiso (3/13/22)  
Stolen Bases.....2, at Arkansas State (3/8/22)

## 15 Gavin Johnston

2023 Season/Career-Highs

Innings Pitched.....-  
Fewest Hits.....-  
Most Hits.....-  
Fewest Runs.....-  
Most Runs.....-  
Fewest Walks.....-  
Strikeouts.....-

## 16 Payton Lawrence

2023 Season/Career-Highs

Innings Pitched.....-  
Fewest Hits.....-  
Most Hits.....-  
Fewest Runs.....-  
Most Runs.....-  
Fewest Walks.....-  
Strikeouts.....-

## 17 Josh Cameron

2023 Season/Career-Highs

At-Bats.....-  
Runs.....-  
Hits.....-  
Doubles.....-  
Triples.....-  
Home Runs.....-  
RBI.....-  
Stolen Bases.....-

## 18 Noah Niznik

2023 Season/Career-Highs

Innings Pitched.....-  
Fewest Hits.....-  
Most Hits.....-  
Fewest Runs.....-  
Most Runs.....-  
Fewest Walks.....-  
Strikeouts.....-

Career-Highs

Innings Pitched.....7.0, 4x, last vs. Austin Peay (3/20/21)  
Fewest Hits.....0, 3x, last at Eastern Illinois (5/21/22)  
Most Hits.....8, 5x, last vs. Morehead State (4/23/22)  
Fewest Runs.....0, 7x, last at Eastern Illinois (5/21/22)  
Most Runs.....8, vs. Morehead State (4/23/22)  
Fewest Walks.....0, 11x, last vs. Oregon (6/4/22)  
Strikeouts.....7, 3x, last at Austin Peay (4/2/22)

## 19 Spencer Parker

2023 Season-Highs

At-Bats.....-  
Runs.....-  
Hits.....-  
Doubles.....-  
Triples.....-  
Home Runs.....-  
RBI.....-  
Stolen Bases.....-

Career-Highs

At-Bats.....4, 10x, last vs. SIU Edwardsville (5/27/22)  
Runs.....3, vs. UT-Martin (5/15/22)  
Hits.....2, 5x, last vs. UT-Martin (5/15/22)  
Doubles.....1, 6x, last at Eastern Illinois (5/20/22)  
Triples.....-  
Home Runs.....1, 2x, last vs. Southern Illinois (4/12/22)  
RBI.....4, vs. Murray State (4/10/22)  
Stolen Bases.....-

## 20 Jonah Sarabia

2023 Season/Career-Highs

Innings Pitched.....-  
Fewest Hits.....-  
Most Hits.....-  
Fewest Runs.....-  
Most Runs.....-  
Fewest Walks.....-  
Strikeouts.....-

## 21 Logan Katen

2023 Season/Career-Highs

Innings Pitched.....-  
Fewest Hits.....-  
Most Hits.....-  
Fewest Runs.....-  
Most Runs.....-  
Fewest Walks.....-  
Strikeouts.....-

## 22 Haden Dow

2023 Season/Career-Highs

Innings Pitched.....-  
Fewest Hits.....-  
Most Hits.....-  
Fewest Runs.....-  
Most Runs.....-  
Fewest Walks.....-  
Strikeouts.....-

## 23 Brett Graber

2023 Season-Highs

At-Bats.....-  
Runs.....-  
Hits.....-  
Doubles.....-  
Triples.....-  
Home Runs.....-  
RBI.....-  
Stolen Bases.....-

Career-Highs

At-Bats.....6, 2x, last at Ole Miss (4/19/22)  
Runs.....3, 2x, last vs. UT Martin (5/15/22)  
Hits.....3, 4x, last vs. UT Martin (5/14/22)  
Doubles.....2, 2x, last vs. UT Martin (5/14/22)  
Triples.....1, 3x, last at Tennessee Tech (4/14/22)  
Home Runs.....1, 10x, last vs. Oregon (6/4/22)  
RBI.....4, vs. UT Martin (5/14/22)  
Stolen Bases.....2, vs. SIU Edwardsville (5/27/22)

## 24 Collin Wilma

2023 Season-Highs

Innings Pitched.....-  
Fewest Hits.....-  
Most Hits.....-  
Fewest Runs.....-  
Most Runs.....-  
Fewest Walks.....-  
Strikeouts.....-

Career-Highs

Innings Pitched.....7.1, vs. Ohio (2/29/20)  
Fewest Hits.....0, vs. UT Martin (5/15/22)  
Most Hits.....9, at UT Martin (3/8/20)  
Fewest Runs.....0, 3x, last vs. UT Martin (5/15/22)  
Most Runs.....7, at UT Martin (3/8/20)  
Fewest Walks.....0, 5x, last vs. UT Martin (5/15/22)  
Strikeouts.....6, 2x, last at Murray State (4/10/21)

**25 Ethan Osborne**

2023 Season-Highs

Innings Pitched.....	-
Fewest Hits.....	-
Most Hits.....	-
Fewest Runs.....	-
Most Runs.....	-
Fewest Walks.....	-
Strikeouts.....	-

Career-Highs

Innings Pitched.....	6.0, vs. UT Martin (5/15/22)
Fewest Hits.....	0, 2x, last vs. Southern Illinois (4/12/22)
Most Hits.....	8, at Belmont (5/1/22)
Fewest Runs.....	0, 6x, last at Tennessee Tech (4/16/22)
Most Runs.....	7, at Oklahoma State (5/8/22)
Fewest Walks.....	0, 8x, last vs. Oregon (6/4/22)
Strikeouts.....	5, at Belmont (5/1/22)

**26 Fischer Rausch**

2023 Season-Highs

Innings Pitched.....	-
Fewest Hits.....	-
Most Hits.....	-
Fewest Runs.....	-
Most Runs.....	-
Fewest Walks.....	-
Strikeouts.....	-

Career-Highs

Innings Pitched.....	2.0, 3x, last at Belmont (4/30/21)
Fewest Hits.....	0, 4x, last at Missouri (5/3/22)
Most Hits.....	2, at Eastern Illinois (3/27/21)
Fewest Runs.....	0, 12x, last at UT Martin (5/13/22)
Most Runs.....	2, 3x, last at Missouri (5/3/22)
Fewest Walks.....	0, 12x, last at UT Martin (5/13/22)
Strikeouts.....	5, vs. Illinois State (3/6/21)

**27 Carlos Aranda**

2023 Season/Career-Highs

At-Bats.....	-
Runs.....	-
Hits.....	-
Doubles.....	-
Triples.....	-
Home Runs.....	-
RBI.....	-
Stolen Bases.....	-

**28 Anthony Klein**

2023 Season-Highs

Innings Pitched.....	-
Fewest Hits.....	-
Most Hits.....	-
Fewest Runs.....	-
Most Runs.....	-
Fewest Walks.....	-
Strikeouts.....	-

Career-Highs

Innings Pitched.....	4.0, at Southern Illinois (4/26/22)
Fewest Hits.....	0, 6x, last at Missouri (5/3/22)
Most Hits.....	5, vs. Missouri State (5/10/22)
Fewest Runs.....	0, 9x, last at Eastern Illinois (5/20/22)
Most Runs.....	4, vs. Missouri State (5/10/22)
Fewest Walks.....	0, 8x, last vs. UT-Martin (5/14/22)
Strikeouts.....	6, vs. Missouri State (5/10/22)

**30 Tommy Windt**

Career-Highs

Innings Pitched.....	7.2, vs. Morehead State (4/23/22)
Fewest Hits.....	0, vs. Bradley (3/5/22)
Most Hits.....	8, 2x, last vs. Murray State (4/10/22)
Fewest Runs.....	0, 2x, last vs. Bradley (3/5/22)
Most Runs.....	7, at Missouri State (3/20/22)
Fewest Walks.....	0, 7x, last vs. Louisville (6/4/22)
Strikeouts.....	7, vs. Morehead State (4/23/22)

**31 Michael Laudando**

2023 Season/Career-Highs

Innings Pitched.....	-
Fewest Hits.....	-
Most Hits.....	-
Fewest Runs.....	-
Most Runs.....	-
Fewest Walks.....	-
Strikeouts.....	-

**32 Jeb Callaghan**

2023 Season-Highs

Innings Pitched.....	-
Fewest Hits.....	-
Most Hits.....	-
Fewest Runs.....	-
Most Runs.....	-
Fewest Walks.....	-
Strikeouts.....	-

Career-Highs

Innings Pitched.....	1.2, at Indiana State (3/15/22)
Fewest Hits.....	0, vs. Valparaiso (3/13/22)
Most Hits.....	2, 3x, last at Missouri (5/3/22)
Fewest Runs.....	0, 2x, last at Indiana State (3/15/22)
Most Runs.....	4, vs. Arkansas State (4/5/22)
Fewest Walks.....	0, 2x, last at Missouri (5/3/22)
Strikeouts.....	3, at Tennessee Tech (4/14/22)

**33 Bryce Grossius**

2023 Season-Highs

Innings Pitched.....	-
Fewest Hits.....	-
Most Hits.....	-
Fewest Runs.....	-
Most Runs.....	-
Fewest Walks.....	-
Strikeouts.....	-

Career-Highs

Innings Pitched.....	6.0, vs. Eastern Kentucky (5/7/21)
Fewest Hits.....	0, 11x, last vs. Oregon (6/4/22)
Most Hits.....	9, vs. Murray State (5/28/21)
Fewest Runs.....	0, 16x, last vs. Oregon (6/4/22)
Most Runs.....	7, vs. Illinois State (3/6/21)
Fewest Walks.....	0, 18x, last vs. Oregon (6/4/22)
Strikeouts.....	7, vs. UT Martin (5/21/21)

**34 Alex Esker**

2023 Season-Highs

Innings Pitched.....	-
Fewest Hits.....	-
Most Hits.....	-
Fewest Runs.....	-
Most Runs.....	-
Fewest Walks.....	-
Strikeouts.....	-

Career-Highs

Innings Pitched.....	3.1, at Saint Louis (3/29/22)
Fewest Hits.....	0, 2x last vs. Valparaiso (3/12/22)
Most Hits.....	3, vs. Morehead State (4/24/22)
Fewest Runs.....	0, 6x, last at Ole Miss (4/19/22)
Most Runs.....	4, vs. Morehead State (4/24/22)
Fewest Walks.....	0, vs. Murray State (4/8/22)
Strikeouts.....	2, vs. Southern Illinois (4/12/22)

**35 Eddie White**

2023 Season/Career-Highs

Innings Pitched.....	-
Fewest Hits.....	-
Most Hits.....	-
Fewest Runs.....	-
Most Runs.....	-
Fewest Walks.....	-
Strikeouts.....	-

**36 Tanner Mueller**

2023 Season/Career-Highs

Innings Pitched.....	-
Fewest Hits.....	-
Most Hits.....	-
Fewest Runs.....	-
Most Runs.....	-
Fewest Walks.....	-
Strikeouts.....	-

**37 Hunter Ralls**

2023 Season-Highs

Innings Pitched.....	-
Fewest Hits.....	-
Most Hits.....	-
Fewest Runs.....	-
Most Runs.....	-
Fewest Walks.....	-
Strikeouts.....	-

Career-Highs

Innings Pitched.....	5.0, 2x, last vs. Bradley (3/4/22)
Fewest Hits.....	0, 3x, last vs. SIUE (3/26/21)
Most Hits.....	6, 2x, last vs. Bradley (3/4/22)
Fewest Runs.....	0, 13x, last vs. SIU Edwardsville (5/27/22)
Most Runs.....	6, at Arkansas (2/28/21)
Fewest Walks.....	0, 12x, last at Missouri (5/3/22)
Strikeouts.....	5, 3x, last at Eastern Illinois (5/21/22)

**38 Esteban Hernandez**

2023 Season/Career-Highs

Innings Pitched.....	-
Fewest Hits.....	-
Most Hits.....	-
Fewest Runs.....	-
Most Runs.....	-
Fewest Walks.....	-
Strikeouts.....	-

**44 Yanluis Ortiz**

2023 Season/Career-Highs

At-Bats.....	-
Runs.....	-
Hits.....	-
Doubles.....	-
Triples.....	-
Home Runs.....	-
RBI.....	-
Stolen Bases.....	-

**55 Michael Moore**

2023 Season/Career-Highs

Innings Pitched.....	-
Fewest Hits.....	-
Most Hits.....	-
Fewest Runs.....	-
Most Runs.....	-
Fewest Walks.....	-
Strikeouts.....	-



**Game-by-Game Starting Lineups**

Opponent	P	C	1B	2B	3B	SS	LF	CF	RF	DH
Central Arkansas										
Central Arkansas										
Central Arkansas										
Middle Tennessee										
Abilene Christian										
Abilene Christian										
Abilene Christian										
Abilene Christian										
Evansville										
Milwaukee										
Milwaukee										
Milwaukee										
Indiana State										
Indiana State										
Butler										
Butler										
Butler										
Missouri State										
Missouri State										
Western Illinois										
Western Illinois										
Western Illinois										
Arkansas										
SIU Edwardsville										
SIU Edwardsville										
SIU Edwardsville										
Evansville										
Little Rock										
Little Rock										
Little Rock										
Murray State										
Southern Indiana										
Southern Indiana										
Southern Indiana										
Southern Illinois										
Tennessee Tech										
Tennessee Tech										
Tennessee Tech										
Morehead State										
Morehead State										
Morehead State										
Southern Illinois										
Lindenwood										
Lindenwood										
Lindenwood										
Murray State										
Kansas State										
Kansas State										
Kansas State										
Middle Tennessee										
UT Martin										
UT Martin										
UT Martin										
Eastern Illinois										
Eastern Illinois										
Eastern Illinois										



Game-by-Game Hitting

Opponent	AB	R	H	RBI	2B	3B	HR	BB	IBB	SB	CS	HBP	SAC	SE	GDP	K	PQ	A	E	Avg
Southeast Missouri																				
Central Arkansas																				
Southeast Missouri																				
Central Arkansas																				
Southeast Missouri																				
Central Arkansas																				
Southeast Missouri																				
Middle Tennessee																				
Southeast Missouri																				
Abilene Christian																				
Southeast Missouri																				
Abilene Christian																				
Southeast Missouri																				
Abilene Christian																				
Southeast Missouri																				
Abilene Christian																				
Southeast Missouri																				
Abilene Christian																				
Southeast Missouri																				
Evansville																				
Southeast Missouri																				
Milwaukee																				
Southeast Missouri																				
Milwaukee																				
Southeast Missouri																				
Milwaukee																				
Southeast Missouri																				
Indiana State																				
Southeast Missouri																				
Indiana State																				
Southeast Missouri																				
Butler																				
Southeast Missouri																				
Butler																				
Southeast Missouri																				
Butler																				
Southeast Missouri																				
Missouri State																				
Southeast Missouri																				
Missouri State																				
Southeast Missouri																				
Western Illinois																				
Southeast Missouri																				
Western Illinois																				
Southeast Missouri																				
Western Illinois																				
Southeast Missouri																				
Arkansas																				
Southeast Missouri																				
SIU Edwardsville																				
Southeast Missouri																				
SIU Edwardsville																				
Southeast Missouri																				
SIU Edwardsville																				
Southeast Missouri																				
Evansville																				
Southeast Missouri																				
Little Rock																				
Southeast Missouri																				
Little Rock																				



## SOUTHEAST MISSOURI BASEBALL // STATISTICS

### Game-by-Game Hitting

Opponent	AB	R	H	RBI	2B	3B	HR	BB	IBB	SB	CS	HBP	SAC	SF	GDP	K	PQ	A	E	Avg
Southeast Missouri																				
Little Rock																				
Southeast Missouri																				
Murray State																				
Southeast Missouri																				
Southern Indiana																				
Southeast Missouri																				
Southern Indiana																				
Southeast Missouri																				
Southern Indiana																				
Southeast Missouri																				
Southern Illinois																				
Southeast Missouri																				
Tennessee Tech																				
Southeast Missouri																				
Tennessee Tech																				
Southeast Missouri																				
Tennessee Tech																				
Southeast Missouri																				
Morehead State																				
Southeast Missouri																				
Morehead State																				
Southeast Missouri																				
Morehead State																				
Southeast Missouri																				
Southern Illinois																				
Southeast Missouri																				
Lindenwood																				
Southeast Missouri																				
Lindenwood																				
Southeast Missouri																				
Lindenwood																				
Southeast Missouri																				
Murray State																				
Southeast Missouri																				
Kansas State																				
Southeast Missouri																				
Kansas State																				
Southeast Missouri																				
Kansas State																				
Southeast Missouri																				
Middle Tennessee																				
Southeast Missouri																				
UT Martin																				
Southeast Missouri																				
UT Martin																				
Southeast Missouri																				
UT Martin																				
Southeast Missouri																				
Eastern Illinois																				
Southeast Missouri																				
Eastern Illinois																				
Southeast Missouri																				
Eastern Illinois																				



Game-by-Game Pitching

Opponent	IP	H	R	ER	BB	SO	2B	3B	HR	WP	BK	HBP	DP	IBB	Score	W-L	SV	ERA
Southeast Missouri																		
Central Arkansas																		
Southeast Missouri																		
Central Arkansas																		
Southeast Missouri																		
Central Arkansas																		
Southeast Missouri																		
Middle Tennessee																		
Southeast Missouri																		
Abilene Christian																		
Southeast Missouri																		
Abilene Christian																		
Southeast Missouri																		
Abilene Christian																		
Southeast Missouri																		
Abilene Christian																		
Southeast Missouri																		
Evansville																		
Southeast Missouri																		
Milwaukee																		
Southeast Missouri																		
Milwaukee																		
Southeast Missouri																		
Milwaukee																		
Southeast Missouri																		
Indiana State																		
Southeast Missouri																		
Indiana State																		
Southeast Missouri																		
Butler																		
Southeast Missouri																		
Butler																		
Southeast Missouri																		
Butler																		
Southeast Missouri																		
Missouri State																		
Southeast Missouri																		
Missouri State																		
Southeast Missouri																		
Western Illinois																		
Southeast Missouri																		
Western Illinois																		
Southeast Missouri																		
Western Illinois																		
Southeast Missouri																		
Arkansas																		
Southeast Missouri																		
SIU Edwardsville																		
Southeast Missouri																		
SIU Edwardsville																		
Southeast Missouri																		
SIU Edwardsville																		
Southeast Missouri																		
Evansville																		
Southeast Missouri																		
Little Rock																		
Southeast Missouri																		
Little Rock																		



### Game-by-Game Pitching

Opponent	IP	H	R	ER	BB	SO	2B	3B	HR	WP	BK	HBP	DP	IBB	Score	W-L	SV	ERA
Southeast Missouri																		
Little Rock																		
Southeast Missouri																		
Murray State																		
Southeast Missouri																		
Southern Indiana																		
Southeast Missouri																		
Southern Indiana																		
Southeast Missouri																		
Southern Indiana																		
Southeast Missouri																		
Southern Illinois																		
Southeast Missouri																		
Tennessee Tech																		
Southeast Missouri																		
Tennessee Tech																		
Southeast Missouri																		
Tennessee Tech																		
Southeast Missouri																		
Morehead State																		
Southeast Missouri																		
Morehead State																		
Southeast Missouri																		
Morehead State																		
Southeast Missouri																		
Southern Illinois																		
Southeast Missouri																		
Lindenwood																		
Southeast Missouri																		
Lindenwood																		
Southeast Missouri																		
Lindenwood																		
Southeast Missouri																		
Murray State																		
Southeast Missouri																		
Kansas State																		
Southeast Missouri																		
Kansas State																		
Southeast Missouri																		
Kansas State																		
Southeast Missouri																		
Middle Tennessee																		
Southeast Missouri																		
UT Martin																		
Southeast Missouri																		
UT Martin																		
Southeast Missouri																		
UT Martin																		
Southeast Missouri																		
Eastern Illinois																		
Southeast Missouri																		
Eastern Illinois																		
Southeast Missouri																		
Eastern Illinois																		



**Southeast Missouri's Record**

Overall.....	0-0
At Home.....	0-0
On the Road.....	0-0
At Neutral Sites.....	0-0
Against Non-OVC Opponents.....	0-0
Against OVC Opponents.....	0-0
In Home OVC Games.....	0-0
In Away OVC Games.....	0-0
vs. Ranked Teams.....	0-0
In February.....	0-0
In March.....	0-0
In April.....	0-0
In May.....	0-0
On Mondays.....	0-0
On Tuesdays.....	0-0
On Wednesdays.....	0-0
On Thursdays.....	0-0
On Fridays.....	0-0
On Saturdays.....	0-0
On Sundays.....	0-0
In Day Games.....	0-0
In Night Games.....	0-0
In Extra Inning Games.....	0-0
When Redhawks Score First.....	0-0
When Opponents Score First.....	0-0
vs. Left-Handed Starter.....	0-0
vs. Right-Handed Starter.....	0-0
In 1-Run Games.....	0-0
In 2-Run Games.....	0-0
In 5+ Run Games.....	0-0
Shutouts.....	0-0
When Leading After Six Innings.....	0-0
When Trailing After Six Innings.....	0-0
When Tied After Six Innings.....	0-0
When Redhawks Starter Goes 6 or more Innings.....	0-0
When Redhawks Get 10 or more Hits.....	0-0
When Redhawks Outhit Opponents.....	0-0
When Redhawks Get Outhit.....	0-0
When Hits are Tied.....	0-0
When Scoring 0-2 Runs.....	0-0
When Scoring 3-5 Runs.....	0-0
When Scoring 6-9 Runs.....	0-0
When Scoring 10+ Runs.....	0-0
When Opponents Score 0-2 Runs.....	0-0
When Opponents Score 3-5 Runs.....	0-0
When Opponents Score 6-9 Runs.....	0-0
When Opponents Score 10+ Runs.....	0-0
Without Hitting a Home Run.....	0-0
When Hitting 1 Home Run.....	0-0
When Hitting 2+ Home Runs.....	0-0
Committing 0 Errors.....	0-0
Committing 1 Error.....	0-0
Committing 2+ Errors.....	0-0

**Honors & Awards**

**Preseason All-OVC**

Brett Graber, OF  
Jevon Mason, OF  
Kyle Miller, RHP

**Walk-Off Hits**

-