



OVC CHAMPS NCAA TOURNEY
 1999-2000 1999-2000
 2022-2023 2022-2023

Jeff Honza, Associate Director of Athletics for Strategic Communications
 Office: (573) 651-2933 | Cell: (618) 528-1145
 Email: jhonza@semo.edu, redhawk1@me.com

SCHEDULE

November (1-6)

6	at Grand Canyon	ESPN+	L, 67-88
10	at Butler	FS2	L, 56-91
15	Evansville	ESPN+	L, 57-76
20	Central Arkansas	ESPN+	W, 70-68
25	vs. Evansville		L, 74-93
26	at Chattanooga	ESPN+	L, 56-72
30	at Kansas City	SUMMIT LEAGUE NETWORK	L, 44-74

December (0-0, 0-0 OVC)

3	Missouri Baptist	ESPN+	3 p.m.
6	Harris-Stowe	ESPN+	6:30 p.m.
9	at Purdue Fort Wayne	ESPN+	6 p.m.
17	Lindsey Wilson College	ESPN+	3 p.m.
21	at Illinois State	ESPN+	7 p.m.
29	Southern Indiana	ESPN+	7:30 p.m.
31	Morehead State	ESPN+	3:15 p.m.

January (0-0, 0-0 OVC)

4	at Western Illinois	ESPN+	7:30 p.m.
6	Bethel (Tenn.)	ESPN+	3 p.m.
11	Lindenwood	ESPN+	7:30 p.m.
13	at Tennessee Tech	ESPN+	3 p.m.
20	SIU Edwardsville	ESPN+	3:45 p.m.
25	at UT Martin	ESPN+	7:30 p.m.
27	at Little Rock	ESPN+	3 p.m.
30	at Lindenwood	ESPN+	7:30 p.m.

February (0-0, 0-0 OVC)

3	Western Illinois* (Hall of Fame)	ESPN+	3:45 p.m.
8	Tennessee Tech*	ESPN+	7:30 p.m.
10	Tennessee State*	ESPN+	3:45 p.m.
15	at Eastern Illinois*	ESPN+	7:30 p.m.
17	at SIU Edwardsville*	ESPN+	3:30 p.m.
22	Little Rock*	ESPN+	7:30 p.m.
24	UT Martin*	ESPN+	3:45 p.m.
29	at Morehead State*	ESPN+	6 p.m.

March (0-0, 0-0 OVC)

2	at Southern Indiana*	ESPN+	7:30 p.m.
6	OVC Tournament	First Round	Evansville, Ind.
7	OVC Tournament	Quarterfinals	Evansville, Ind.
8	OVC Tournament	Semifinals	Evansville, Ind.
9	OVC Tournament	Championship	Evansville, Ind.

All games broadcast live on the radio at Real Rock 99.3 FM. All times Central and Subject to Change; Home Games in **Bold**; * - Denotes OVC Game
 ! - Coke Zero Sugar Classic (Chattanooga, Tenn.)



Southeast Missouri or SEMO

is the preferred reference for Southeast Missouri State University athletic teams. Southeastern Missouri State is **NOT** an acceptable reference.



GAME 8 // MISSOURI BAPTIST vs. SOUTHEAST MISSOURI

Dec. 3 // 3 p.m., CT // Show Me Center (7,000) // Cape Girardeau, Mo. // Series: SEMO leads, 20-0
 Listen: Real Rock 99.3 FM // Video: ESPN+ // Live Stats: SEMORedhawks.com // X (formerly Twitter): @SEMOMBB



6-2
0-0 AMC

MISSOURI BAPTIST SPARTANS

Head Coach Preston Ingram
 Career Record (Yrs.) 79-44 (5)
 Record at MBU (Yrs.) 79-44 (5)
 AMC Record 48-20



1-6
0-0 OVC

SEMO REDHAWKS

Head Coach Brad Korn
 Career Record (Yrs.) 45-57 (4)
 Record at SEMO (Yrs.) 45-57 (4)
 OVC Record 27-28

// Redhawks Return Home to Host Missouri Baptist

Southeast Missouri (1-6) plays host to NAIA member Missouri Baptist (6-2) Sunday. Tip-off is set for 3 p.m., CT at the Show Me Center.

// Follow the Redhawks

Fans can listen live on the radio at Real Rock 99.3 FM. Erik Sean will be on the call. Video can be accessed online at ESPN+. Live stats are available at SEMORedhawks.com. Updates will be provided on X (formerly Twitter) @SEMOMBB.

// Series History

Southeast Missouri is undefeated at 20-0 all-time against Missouri Baptist. The series dates back to the 1976-77 season. SEMO holds a 15-0 record against the Spartans in Cape Girardeau. These teams last met on Nov. 22, 2021 with the Redhawks coming away with a 71-63 win in Cape Girardeau.

// Against Non-Division I

The Redhawks are on a 33-game winning streak against non-Division I foes. Missouri Baptist is the first of four such teams on Southeast Missouri's 2023-24 schedule. SEMO will also play host to Harris-Stowe

(NAIA) on Dec. 6, Lindsey Wilson (NAIA) on Dec. 17 and Bethel (Tenn.) (NAIA) on Jan. 6.

// Korn vs. Non-Division I

Brad Korn is 4-0 all-time against non-Division I teams as a head coach. Korn is 1-0 vs. Missouri Baptist, 1-0 vs. William Woods, 1-0 vs. Webster and 1-0 vs. Lyon College.

// Missouri Baptist Connection

First-year Southeast Missouri Assistant Coach Ladon Champagnie is a graduate of Missouri Baptist. Champagnie earned a Bachelor of Science degree in Psychology there in 2013.

// Good to be Home

After spending five games on the road in November, Southeast Missouri will be at the Show Me Center for five of its seven contests in December. SEMO's December home schedule includes dates with Missouri Baptist (Dec. 3), Harris-Stowe (Dec. 6) and Lindsey Wilson (Dec. 17) before the start of Ohio Valley Conference action. The Redhawks begin their 18-game league slate at home vs. Southern Indiana (Dec. 29) and Morehead State (Dec. 31). SEMO is 1-1 in Cape Girardeau this season.

FOLLOW THE REDHAWKS AT **SEMOREDHAWKS.COM**



2023-24 SOUTHEAST MISSOURI BASKETBALL NOTES

MISSOURI BAPTIST // DEC. 3

// Let's Get a Win

The Redhawks are looking to end a three-game losing streak. Southeast Missouri lost by double-digits vs. Evansville (93-74, Nov. 25), at Chattanooga (72-56, Nov. 26) and at Kansas City (74-44, Nov. 30) during that stretch.

// Low Scoring

Southeast Missouri has scored 70 or less points and lost by double figures in six of its first seven games. SEMO recently scored 44 points in its largest setback of the season, a 74-44 defeat at Kansas City (Nov. 30). The Redhawks are averaging 60.1 points per game. SEMO scored just 17 points in the first half against Kansas City, its least points in any half this season.

// Coke Zero Sugar Classic Recap

Adam Larson scored double figures in two games at the Coke Zero Sugar Classic in Chattanooga, Tennessee over Thanksgiving weekend (Nov. 25-26). Southeast Missouri finished the multi-team event at 0-2, falling to Evansville, 94-73, and tournament host Chattanooga, 72-56. Larson averaged 17.5 points per game and made 10 threes in two starts to lead SEMO. The Redhawks fell to 3-6 all-time during in-season tournament play. It was SEMO's second trip to Chattanooga for a tournament around the Thanksgiving holiday. The Redhawks also played in the CBE Classic there during the 2012-13 season. 1-of-14 vs. San Diego Nov. 15, 2014

// Battle Tested Early

The opening part of non-conference play has been tough for the Redhawks. SEMO has played at Grand Canyon (Nov. 6), Butler (Nov. 10) and Chattanooga (Nov. 26), and faced Evansville (Nov. 25) in Chattanooga, Tennessee. Combined, Grand Canyon (5-1), Butler (6-2), Evansville (6-1) and Chattanooga (5-2) are 22-6 this season.

// Smart Springs for Double Figures

Aquan Smart scored double figures for the first time this season when he led Southeast Missouri with 13 points at Kansas City (Nov. 30). Smart shot 4-of-9 from the field and 5-of-7 at the free throw line. He also had five rebounds. It was the 10th double-digit game of Smart's career.

// Larson Leads the Way

Adam Larson is the Redhawks top scorer with 9.7 points per game through seven contests. Larson scored a career-high 22 points and made a career-best six 3-pointers vs. Evansville (Nov. 25). A day later, he led the Redhawks with 13 points and hit four more threes at Chattanooga (Nov. 26). Larson started four-straight games and scored double figures on four occasions.

// 3-Point Threat

Adam Larson leads the Ohio Valley Conference in 3-point field goal percentage. Larson is shooting 54.8 percent on 17-of-31 from beyond the arc. He made 10 of those 3-pointers in two games at the Coke Zero Sugar Classic (Nov. 25-26). Larson buried a career-high six treys vs. Evansville (Nov. 25), falling just three shy of tying his program's single-game record in made threes. Larson drained three or more 3-pointers in four games

this season. He also ranks fifth among league leaders in 3-pointers made.

// Tale of Two Halves

Through seven games, Southeast Missouri has been a better team in the second half than it has in the first. SEMO trailed by double figures in the first half a total of five times and fell behind by 12 or more in the opening five minutes on three occasions. Opponents are outscoring the Redhawks, 299-177, and average 25.2 points per game in the first half. Meanwhile, SEMO won the second half three times and has played its opponents much closer in the final 20 minutes. Opponents hold a 263-247 advantage over the Redhawks in the second half. SEMO overcame a 12-point second half deficit to get its first win of the season vs. Central Arkansas (Nov. 20).

// Biel and Martin Hit Double Figures

Newcomers TJ Biel and Rob Martin scored double figures for the first time in their Southeast Missouri careers. Biel came off the bench to score a season-high 11 points in 16 minutes vs. Evansville (Nov. 25) and Martin finished with 10 points in a season-high 34 minutes at Chattanooga (Nov. 26). They became the fifth and sixth Redhawks to score double-digits in a game this season.

2023-24 OVC Standings (as of Dec. 1)

	OVC					Overall					
	Record	Pct.	Home	Away	Streak	Record	Pct.	Home	Away	Neutral	Streak
Morehead State	0-0	.000	0-0	0-0	-	5-3	.625	3-0	2-3	0-0	W3
SIUE	0-0	.000	0-0	0-0	-	5-3	.625	3-0	0-3	2-0	W2
Tennessee State	0-0	.000	0-0	0-0	-	5-3	.625	3-0	1-2	1-1	L1
UT Martin	0-0	.000	0-0	0-0	-	5-3	.625	3-0	2-2	0-1	L1
Lindenwood	0-0	.000	0-0	0-0	-	3-4	.429	1-1	0-3	2-0	L1
Little Rock	0-0	.000	0-0	0-0	-	3-4	.429	3-1	0-2	0-1	W2
Eastern Illinois	0-0	.000	0-0	0-0	-	3-5	.375	2-0	0-5	1-0	L1
Western Illinois	0-0	.000	0-0	0-0	-	3-5	.375	3-0	0-5	0-0	W1
Southern Indiana	0-0	.000	0-0	0-0	-	2-6	.250	2-1	0-5	0-0	W1
Tennessee Tech	0-0	.000	0-0	0-0	-	2-6	.250	1-2	1-4	0-0	L2
Southeast Missouri	0-0	.000	0-0	0-0	-	1-6	.143	1-1	0-4	0-1	L3

**// Idada Steps Up**

Southeast Missouri 7-footer David Idada put together a strong showing in his latest effort at Chattanooga (Nov. 26). Idada scored six points and became the first Redhawk to get double-digit rebounds when he grabbed 12 in that contest. He reached season-highs in points, rebounds and minutes played (15) during that game.

// Happy to Assist You

Point guard Rob Martin leads the Redhawks with 24 assists through seven starts this year. Martin is averaging 3.4 assists per game and has dished out four or more on three occasions. His season-high is five assists at both Butler (Nov. 10) and Chattanooga (Nov. 26). Martin ranks fifth in the Ohio Valley Conference in assists per game.

// Ward Among OVC Leaders

Freshman BJ Ward ranks eighth in the Ohio Valley Conference in steals and seventh in assists entering Sunday's game vs. Missouri Baptist. Ward has 20 assists and eight steals in six games off the bench. He collected a season-high three steals at Chattanooga (Nov. 26).

// Redhawks Get First Win

Southeast Missouri picked up its first win of the season with a 70-68 come-from-behind victory over Central Arkansas

(Nov. 20). SEMO overcame a 12-point deficit in the second half and won the game on a baseline jumper by Aquan Smart with seven seconds left. Smart hit his game-winner with one second remaining on the shot clock, as well.

// 3-Pointer Streak

As a team, Southeast Missouri has made at least one 3-pointer in 466 consecutive games. The last time SEMO did not make a 3-pointer was vs. Western Illinois (0-of-6) on Dec. 10, 2008.

// Over 50

Adam Larson is surpassed 50 three-pointers made in his career when he shot 71.4 percent (10-of-14) from beyond the arc last weekend at the Coke Zero Sugar Classic (Nov. 25-26). Larson currently has 56 career 3-pointers made.

// Free Throw Comparison

Opponents are shooting 26.1 free throws and hold a +9.3 advantage over Southeast Missouri's 16.8 free throw attempts per game this season. SEMO has been outscored at the free throw line, 121-68, through seven games. The Redhawks are shooting 57.6 percent (68-of-118) at the charity stripe.

// Smart Sticks Winning Shot

Guard Aquan Smart drove to his right and buried a baseline jumper with seven

2023-24**Stats Comparison**

MBU	SEMO
6-2.....Record	1-6
0-0.....Conference Record.....	0-0
84.6.....Points Per Game.....	60.6
72.6.....Opp. Points Per Game.....	80.3
+12.0.....Scoring Margin.....	-19.7
.508.....Field Goal Percentage.....	.372
.414.....Opp. Field Goal Percentage.....	.495
.370.....3-Point Field Goal Percentage.....	.284
.310.....Opp. 3-Point Field Goal Percentage.....	.350
.715.....Free Throw Percentage.....	.576
.725.....Opp. Free Throw Percentage.....	.661
39.4.....Rebounds Per Game.....	32.4
33.8.....Opp. Rebounds Per Game.....	41.1
+5.6.....Rebounding Margin.....	-8.7
14.8.....Assists Per Game.....	11.1
15.0.....Turnovers Per Game.....	14.3
+1.3.....Turnover Margin.....	-2.1
3.4.....Blocks Per Game.....	3.4
11.0.....Steals Per Game.....	5.6

PROJECTED STARTERS**1**

Rob Martin
G / 5-10 / 160 / So.
St Louis, Mo.

3

Aquan Smart
G / 6-3 / 175 / Jr.
Evanston, Ill.

4

Adam Larson
F / 6-9 / 180 / So.
Fennimore, Wis.

10

David Idada
C / 7-0 / 250 / So.
Barendrecht, Netherlands

44

Braxton Stacker
G / 6-5 / 185 / So.
Fairview Heights, Ill.

**OVC TOURNAMENT CHAMPIONS | 1999-2000 • 2022-2023****NCAA TOURNAMENT | 1999-2000 • 2022-2023**



2023-24 SOUTHEAST MISSOURI BASKETBALL NOTES

MISSOURI BAPTIST // DEC. 3

seconds left to give Southeast Missouri its first victory of the season vs. Central Arkansas (Nov. 20). Smart was 2-of-10 from the field before the decisive shot. He finished with nine points and five rebounds against the Bears.

// Earley Establishes New Career-High

Josh Earley scored a career-high 19 points in the Redhawks recent win over Central Arkansas (Nov. 20). Earley made a near-perfect 8-of-9 field goals and went 3-of-4 at the free throw line. He also grabbed seven rebounds and scored double figures for the second time in four starts this season.

// Elkamil and Eursher Come Up Big

Gavyn Elkamil and Evan Eursher each pitched in double figures off the bench to give Southeast Missouri a nice lift against Central Arkansas (Nov. 20). Elkamil scored 11 points for his first double-digit game as a Redhawk. Eursher followed close behind with 10 points and a career-best six rebounds. Elkamil made two-straight 3-pointers to get SEMO within three late in the second half. Eursher then buried a pair of 3-pointers with his second giving the Redhawks a one-point lead with 1:23 to go. Elkamil (3) and Eursher (2) combined for five of SEMO's six 3-pointers in the contest.

// Keep Knocking Them Down

Adam Larson has made three or more 3-pointers in four of his last seven games dating back to the end of last season. Larson finished with three 3-pointers at both Grand Canyon (Nov. 6) and Butler (Nov. 10), and did the same in Southeast Missouri's NCAA First Four matchup with Texas A&M-Corpus Christi (Mar. 14, 2023). He buried a career-high six 3-pointers vs. Evansville (Nov. 25) and followed that up with four more at Chattanooga (Nov. 26).

// Clark Out with Knee Injury

Forward Kobe Clark missed the last three games due to a knee injury. Clark was Southeast Missouri's top rebounder with 5.7 per game through the first three contests in 2023-24. He will not play this week and his return is undetermined.

// Redhawks Drop Season-Opener at Grand Canyon

The Redhawks opened their 2023-24 season with an 88-67 loss at reigning Western Athletic Conference Tournament Champion Grand Canyon (Nov. 6). Adam Larson led Southeast Missouri with 13 points off the bench and Josh Earley followed with 10 as the Redhawks other double-digit scorer. SEMO outscored the Lopes, 37-34, in the second half.

// Season-Openers

With its loss to Grand Canyon (Nov. 6), Southeast Missouri dropped to 19-20 in season-opening games during its NCAA Division I era. Brad Korn is 3-1 in season-openers as the Redhawks head coach. All four of those matchups were on the road.

// Starting Debuts

Four of five players made their starting debuts for Southeast Missouri at Grand Canyon (Nov. 6). Guards Rob Martin, TJ Biel and Braxton Stacker, and forward Josh Earley started for the first time as Redhawks. Earley, who played in 31 games off the bench a year ago, scored 10 points against the Lopes.

// Welcome to Division I Basketball

Four players, including TJ Biel, David Idada, BJ Ward and Marqueas Bell played in their first NCAA Division I basketball game at Grand Canyon (Nov. 6). Biel spent the last two years at the junior college level and Idada sat out the 2022-23 season due to NCAA regulations. Meanwhile, Ward and Bell are true freshmen on this year's roster. Biel had eight points and four rebounds, and Ward dished out

a game-high five assists and had no turnovers against the Lopes.

// Redhawks Down Henderson State in Only Exhibition Matchup

Aquan Smart scored 16 points, grabbed six rebounds and had six assists to lead Southeast Missouri to a 76-61 exhibition win over Henderson State in exhibition action on Oct. 23. Smart scored 10 of his points in the first half and did not miss a free throw going 8-of-8 at the charity stripe. SEMO trailed, 22-16, with 10:53 remaining in the first half when it used an 11-0 run to take a five-point advantage. Evan Eursher made a jumper to get the Redhawks within two and Braxton Stacker threw an alley oop pass to TJ Biel who threw down a dunk to tie the game at 22-22. Smart then drained a 3-pointer off a HSU turnover and Josh Earley added a second-chance layup to push SEMO's lead to 27-22 with just under seven minutes left. The Reddies tied things up at 29-29 at the 4:31 mark, but the Redhawks built their biggest lead of the half at 38-32 on two free throws by Smart. Tim McDonald's 3-pointer at the buzzer narrowed the score to 38-35 at the intermission. SEMO never trailed again and got a nice lift from Earley to start the second half. Earley scored the first eight points in 3:16. His dunk at the end of that stretch extended the Redhawks lead to 46-37 with 16:44 to go. Shortly after Ken Lewis made two free throws to get HSU within three (48-45), David Idada scored in the paint and Gavyn Elkamil rebounded a missed 3-pointer by Biel and scored to put SEMO ahead, 52-45, with 10:41 left. Stacker's corner 3-pointer ran the Redhawks lead to double-digits (55-45). That make was part of a 7-0 run for SEMO during a period where HSU didn't score for over four-and-a-half minutes. Dylan Branson's second-chance layup gave SEMO a 63-50 lead. The Reddies, however, kept chipping away and countered with a 9-0 run. McDonald's two free throws closed SEMO's lead to 63-59 with 4:19 to go and that was as close



as HSU could get the rest of the way. BJ Ward knocked down a jumper and Stacker stole the ball and scored on a fast break dunk to widen SEMO's margin to 67-59. Ward and Elkamil each buried a 3-pointer to polish off SEMO's 15-point preseason win. Smart led five Redhawks with double figures in the scoring column. Earley followed with 12 points, while Biel, Stacker and Ward pitched in 10 apiece. SEMO shot 41.3 percent (26-of-63) from the field and 81 percent (17-of-21) at the free throw line for the game. The Redhawks also outrebounded the Reddies, 40-34.

// Year Four for Korn

Brad Korn is in his fourth year as Southeast Missouri's head coach. Korn led SEMO to its first Ohio Valley Conference Tournament title and NCAA Tournament appearance in over two decades during the 2022-23 season. SEMO became the first #5 seed to ever win the OVC Tournament winning four games in four days along the way. Korn is 45-57 overall and 27-28 in the OVC as the Redhawks head coach.

// Branson Out

Southeast Missouri will be without starting guard Dylan Branson for multiple weeks early this season. Branson is currently out with a foot injury and is likely to return in mid to late December.

// Returning Starters

Guards Dylan Branson and Aquan Smart are the only starters returning from a year ago. Branson is the most experienced on Southeast Missouri's roster. A two-year starter who is in his fourth year with the program, Branson played in a total of 91 games and made 54 starts in his career. In 2022-23, he averaged 6.8 points and 4.6 rebounds per game. Branson ranked fifth on the team with 26 three-pointers made, dished out 60 assists and added 30 steals. Smart started 25 of 32 games averaging 7.4 points and 3.1 rebounds. He ranked second on the team in both assists (70) and steals (48).

// Statistically Speaking

In league play alone, Southeast Missouri was the top Ohio Valley Conference scoring team with an average of 81.4 points per game. The Redhawks put up 80 or more points in 11 of their 18 OVC contests. Overall, SEMO was first in the league in turnover margin (+1.56) forcing an average of 14.6 per game. The Redhawks assisted on 497 of their 958 made field goals at a rate of 51.8 percent during the 2022-23 campaign. The 497 assists were fifth-most in program history. SEMO also established top-five single-season marks during their program's tenure in OVC wins (4th, 10), points (3rd, 2,798), field goals attempted (2nd, 2,191), 3-pointers made (2nd, 286), 3-pointers attempted (1st, 875), free throws made (3rd, 587), free throws attempted (4th, 828) and steals (2nd, 251).

// Experienced Veteran

Dylan Branson is the most experienced on Southeast Missouri's 15-man roster this season. Branson has played in 91 games and made 54 starts in his career. A two-year starter, Branson is in his fourth year with the program. He enters the 2023-24 season with a streak of 22 consecutive starts.

// 2023-24 Schedule

Reigning Ohio Valley Conference Tournament Champion Southeast Missouri has 31 games with 15 at the Show Me Center on its upcoming 2023-24 schedule. SEMO tips off 2023-24 at Grand Canyon (Nov. 6), the only NCAA Tournament participant on this year's schedule from last season. The Lopes won the Western Athletic Conference Tournament and finished the 2022-23 campaign with an overall record of 24-12. This year marks the first meeting between the schools. The Redhawks head to Butler University (Nov. 10) four days later. SEMO faces the Bulldogs, members of the BIG EAST, for the first time. SEMO plays host to Missouri Valley Conference foe Evansville (Nov. 15) in its home-opener and welcomes Central Arkansas (Nov. 20) five days after that.

The Redhawks will see Evansville (Nov. 25) again at the Chattanooga Coke Zero Sugar Classic, where they also play Chattanooga (Nov. 26) during the Thanksgiving weekend event. After a visit to Kansas City (Nov. 30), SEMO plays four of its final six non-conference games at home. The Redhawks host Missouri Baptist (Dec. 3), Harris-Stowe (Dec. 6), Lindsey Wilson College (Dec. 17) and Bethel (Jan. 6) in those contests. Trips to Purdue Fort Wayne (Dec. 9) and Illinois State (Dec. 21) complete SEMO's 13-game non-league action. SEMO begins its 18-game OVC slate at home when it hosts Southern Indiana (Dec. 29) and Morehead State (Dec. 31). Lindenwood (Jan. 11), SIU Edwardsville (Jan. 20), first-year OVC member Western Illinois (Feb. 3), Tennessee Tech (Feb. 8), Tennessee State (Feb. 8), Little Rock (Feb. 22) and UT Martin (Feb. 24) are the rest of the Redhawks home OVC matchups. The road portion of league play consists of games at Western Illinois (Jan. 4), Tennessee Tech (Jan. 13), UT Martin (Jan. 25), Little Rock (Jan. 27), Lindenwood (Jan. 30), Eastern Illinois (Feb. 15), SIU Edwardsville (Feb. 17), Morehead State (Feb. 29) and Southern Indiana (Mar. 2). This year's OVC Tournament will again be contested at the Ford Center in Evansville, Indiana. The eight-team tournament is scheduled for Wednesday-Saturday, Mar. 6-9. It is the seventh-straight year the event will be held at the venue. The Ford Center, which opened in November 2011, is an 11,000-seat arena located in the core of Evansville's downtown district. The 290,000-square foot facility serves as home of the Evansville Thunderbolts of the Southern Professional Hockey League and the University of Evansville men's basketball team. The Ford Center also serves as host to numerous sporting events and concerts on an annual basis.

// Korn Contract Extension

Southeast Missouri Head Coach Brad Korn agreed to a four-year contract extension through the 2026-27 season, Vice President for Intercollegiate Athletics Brady Barke



announced on July 26, 2023. Korn's new contract will run through April 30, 2027.

// Newest Redhawks

The Redhawks welcome six new players, including three transfers and three freshmen. Guard Rob Martin spent the 2022-23 season at Missouri Valley Conference member Indiana State. Martin played in 12 games as a reserve finishing with 11 points, nine assists and four rebounds. TJ Biel, another guard, started four of nine games while averaging 9.3 points and 4.1 rebounds in one season at Triton College. Before that, Biel was an All-Region 24 honoree at Vincennes University in 2021-22. Guard Braxton Stacker comes to SEMO from former Ohio Valley Conference member Murray State, where he grabbed four rebounds in 12 games off the bench last season. Guards Marques Bell, BJ Ward and Asa Barnes are the freshmen. A Missouri Basketball Coaches Association Class 6 All-State selection, Bell scored 20.7 points and averaged 5.1 rebounds as a senior at Park Hill High School. He is the younger brother of former Michigan and current San Francisco 49ers wide receiver Ronnie Bell. Ward was a three-year starting point guard at Chaminade College Preparatory School. He averaged 14.8 points and led the team with 195 assists and 33 steals his senior year. A walk-on, Barnes joins the Redhawks from Wichita Southeast High School. He is the younger brother of Israel Barnes, who played one season at SEMO in 2022-23.

// Season 117

Southeast Missouri is in its 117th season of basketball. This year marks SEMO's 33rd as an NCAA Division I program. The Redhawks are 388-562 since joining the Division I ranks in 1991-92. SEMO has a total of nine winning seasons, one Ohio Valley Conference regular-season title (1999-2000), two OVC Tournament crowns (1999-2000, 2022-23) and two NCAA Tournament appearances (1999-2000, 2022-23) as a Division I program.





2023-24 SOUTHEAST MISSOURI BASKETBALL NOTES

ROSTER

1	Rob Martin Guard / 5-10 / 160 / So. St. Louis, Mo. / Christian Brothers H.S. / Indiana State	Notes: Second on the team in scoring with 7.4 ppg...Leads the team with 24 assists and ranks fifth in the Ohio Valley Conference with 3.4 assists per game...Scored double figures for the first time with 10 points at Chattanooga (11/26).
2	BJ Ward Guard / 6-0 / 180 / Fr. St. Louis, Mo. / Chaminade College Prep School	Notes: Sixth on the team in scoring with 6.0 ppg and stands second on the team with 20 assists...Ranks seventh in the OVC in assists (3.3 apg) and seventh in steals (1.3 spg)...Has a team-high eight steals this season.
3	Aquan Smart Guard / 6-3 / 175 / Jr. Evanston, Ill. / Niles North H.S. / Florida International	Notes: Buried the game-winning shot to give SEMO its first win of the season vs. Central Arkansas (11/20)...Averages 6.6 points and 2.9 rebounds in seven starts...Scored a season-high 13 points at Kansas City (11/30).
4	Adam Larson Forward / 6-9 / 180 / So. Fennimore, Wis. / Fennimore H.S.	Notes: SEMO's top scorer with 9.7 ppg...Started each of the last four games...Scored a career-high 22 points and made a career-best six 3-pointers vs. Evansville (11/25)...Ranks fifth in the OVC in 3-pointers made.
5	TJ Biel Guard / 6-7 / 205 / Jr. Calgary, Alberta, Canada / Edge School / Triton College	Notes: Averages 4.6 points and 2.4 rebounds per game...Reached double figures in the scoring column for the first time with 11 points off the bench vs. Evansville (11/25)...Started the first three games of the season.
10	David Idada Center / 7-0 / 250 / So. Barendrecht, Netherlands / Golden State Prep	Notes: Averages 2.4 points and ranks second on the team with 3.9 rebounds per game...Had a season-high six points and 12 rebounds in 15 minutes off the bench at Chattanooga (11/26)...Leads the team with eight blocks.
11	Evan Eursher Guard / 6-2 / 177 / So. Hendersonville, Tenn. / The Webb School	Notes: Scored double figures for the first time this season when he dropped in 10 and added a career-high six rebounds vs. Central Arkansas (11/20)...Averages 3.7 points and 1.7 rebounds.
12	Asa Barnes Guard / 6-2 / 165 / Fr. Wichita, Kan. / Wichita Southeast H.S.	Notes: Did not see action in each of Southeast Missouri's first seven games.
21	Josh Earley Forward / 6-7 / 242 / Sr. Shawnee Mission, Kan. / Bishop Miege H.S. / Tulsa	Notes: Scored double figures for the second time this season when he poured in a career-high 19 points vs. Central Arkansas (11/20)...Ranks third on the team in both scoring (6.7 ppg) and rebounding (3.4 rpg).
22	Gavyn Elkamil Guard / 6-5 / 190 / So. Pittsburg, Kan. / Link Prep Academy / Tulsa	Notes: Registered double figures in the scoring column for the first time in his career when he had 11 points off the bench vs. Central Arkansas (11/20)...Averages 3.1 points and 2.1 rebounds per contest.
24	Kobe Clark Forward / 6-6 / 180 / Jr. St. Louis, Mo. / Vashon H.S. / Georgetown	Notes: Missed the last four games due to a knee injury after playing the first three contests of the 2023-24 season...Led SEMO with 5.7 rebounds per game prior to his injury.
33	Dylan Branson Guard / 6-5 / 220 / Jr. St. Louis, Mo. / Mehlville H.S.	Notes: Two-year starting guard who is the most experienced player on this year's roster...Is currently out with a foot injury...Likely to return in mid to late-December.
35	Mason Hanback Center / 7-0 / 245 / So. Jackson, Tenn. / Tennessee Prep	Notes: Did not play in two games...Logged six minutes off the bench in his first game of the year at Butler (11/10)...Scored two points in each of the last four games he played.
44	Braxton Stacker Guard / 6-5 / 185 / So. Fairview Heights, Ill. / Cardinal Ritter H.S. / Murray State	Notes: Ranks fourth on the team in scoring with 6.6 points per game in seven starts...Had nine points and five rebounds in 25 minutes at Butler (11/10)...Matched his season-high of nine points vs. Evansville (11/15)...Second on the team with six steals.
55	Marqueas Bell Guard / 6-3 / 165 / Fr. Kansas City, Mo. / Park Hill H.S.	Notes: Averages 2.2 points and one rebound in six games off the bench...Finished with six points and three rebounds at Butler (11/10).



ALPHABETICAL ROSTER

No.	Name	Pos.	Ht.	Wt.	Cl.	Hometown (High School/College)
12	Asa Barnes	G	6-2	165	Fr.	Wichita, Kan. (Wichita Southeast)
55	Marqueas Bell	G	6-3	165	Fr.	Kansas City, Mo. (Park Hill)
5	TJ Biel	G	6-7	205	Jr.	Calgary, Alberta, Canada (Edge School/Triton College)
33	Dylan Branson	G	6-5	220	Jr.	St. Louis, Mo. (Mehlville)
24	Kobe Clark	F	6-6	180	Jr.	St. Louis, Mo. (Vashon/Georgetown)
21	Josh Earley	F	6-7	242	Sr.	Shawnee Mission, Kan. (Bishop Miege/Tulsa)
22	Gavyn Elkamil	G	6-5	190	So.	Pittsburg, Kan. (Link Prep Academy/Tulsa)
11	Evan Eursher	G	6-2	177	So.	Hendersonville, Tenn. (The Webb School)
35	Mason Hanback	C	7-0	245	So.	Jackson, Tenn. (Tennessee Prep)
10	David Idada	C	7-0	250	So.	Barendrecht, Netherlands (Golden State Prep)
4	Adam Larson	F	6-9	180	So.	Fennimore, Wis. (Fennimore)
1	Rob Martin	G	5-10	160	So.	St. Louis, Mo. (Christian Brothers/Indiana State)
3	Aquan Smart	G	6-3	175	Jr.	Evanston, Ill. (Niles North/Florida International)
44	Braxton Stacker	G	6-5	185	So.	Fairview Heights, Ill. (Cardinal Ritter/Murray State)
2	BJ Ward	G	6-0	180	Fr.	St. Louis, Mo. (Chaminade Prep School)

Head Coach: Brad Korn, Fourth Year (Southern Illinois, 2004)

Assistant Coach: J.R. Reynolds, Second Year (Eastern Illinois, 2004)

Assistant Coach: Connor Wheeler, Second Year (SIU Edwardsville, 2016)

Assistant Coach: LaDon Champagnie, First Year (Missouri Baptist, 2013)

Director of Operations: Ryan Strohm, First Year (Greenville College, 2016)

Managers: Jake Stinson, Brett Hassel, Ryan Standley, Connor Cameron

SEMO
BASKETBALL

BREAKDOWN BY CLASS

Total Squad Members.....	15
Seniors.....	1
Juniors.....	4
Sophomores.....	7
Freshmen.....	3

GEOGRAPHICAL

Canada.....	1
Illinois.....	2
Kansas.....	3
Missouri.....	5
Netherlands.....	1
Tennessee.....	2
Wisconsin.....	1

BY POSITION

Center.....	2
Forward.....	3
Guard.....	10

PRONUNCIATIONS

Marqueas Bell.....	mar-KEZ
TJ Biel.....	beel
Gavyn Elkamil.....	elk-uh-mill
Evan Eursher.....	urr-sure
Mason Hanback.....	hand-back
David Idada.....	EE-dah-dah
Aquan Smart.....	uh-QWAN

OVC TOURNAMENT CHAMPIONS | 1999-2000 • 2022-2023

NCAA TOURNAMENT | 1999-2000 • 2022-2023



2023-24 SOUTHEAST MISSOURI BASKETBALL NOTES

RADIO/TV ROSTER



1 | **Rob Martin**
G / 5-10 / 160 / So.
St. Louis, Mo.



2 | **BJ Ward**
G / 6-0 / 180 / Fr.
St. Louis, Mo.




3 | **Aquan Smart**
G / 6-3 / 175 / Jr.
Evanston, Ill.



4 | **Adam Larson**
F / 6-9 / 180 / So.
Fennimore, Wis.



5 | **TJ Biel**
G / 6-7 / 205 / Jr.
Calgary, Alberta, Canada



10 | **David Idada**
C / 7-0 / 250 / So.
Barendrecht, Netherlands



11 | **Evan Eursher**
G / 6-2 / 177 / So.
Hendersonville, Tenn.



12 | **Asa Barnes**
G / 6-2 / 165 / Fr.
Wichita, Kan.



21 | **Josh Earley**
F / 6-7 / 242 / Sr.
Shawnee Mission, Kan.




22 | **Gavyn Elkamil**
G / 6-5 / 190 / So.
Pittsburg, Kan.



24 | **Kobe Clark**
F / 6-6 / 180 / Jr.
St. Louis, Mo.



33 | **Dylan Branson**
G / 6-5 / 220 / Jr.
St. Louis, Mo.



35 | **Mason Hanback**
C / 7-0 / 245 / So.
Jackson, Tenn.



44 | **Braxton Stacker**
G / 6-5 / 185 / So.
Fairview Heights, Ill.



55 | **Marqueas Bell**
G / 6-3 / 165 / Fr.
Kansas City, Mo.



Brad Korn
Head Coach
Fourth Year




J.R. Reynolds
Assistant Coach
Second Year




Connor Wheeler
Assistant Coach
Second Year



LaDon Champagnie
Assistant Coach
First Year



Ryan Strohm
Director of Operations
First Year



2023-24 SCHEDULE

November 8 at Grand Canyon	9 p.m.	November 11 Lynchburg	7:30 p.m.
November 10 at Butler	FS2 7:30 p.m.	November 14 at Tennessee Tech	9 p.m.
November 15 Tennessee	6:30 p.m.	November 20 SIU Edwardsville	3:45 p.m.
November 20 Central Arkansas	6:30 p.m.	November 25 at UT Martin	2:30 p.m.
November 25 vs. Evansville I	TBA	November 27 at Little Rock	3 p.m.
November 26 at Chattanooga I	7 p.m.	November 30 at Louisville	2:30 p.m.
November 28 at Kennesaw St.	7 p.m.	December 3 Western Illinois	3:45 p.m.
December 3 Missouri Pacific	3 p.m.	December 8 Tennessee Tech	2:30 p.m.
December 5 Harris-Stowe	6 p.m.	December 10 Tennessee State	3:45 p.m.
December 9 at Butler East-McKenzie	8 p.m.	December 15 at Tennessee Tech	2:30 p.m.
December 12 Lindsey Wilson College	3 p.m.	December 17 at SIU Edwardsville	3:30 p.m.
December 21 at Brown State	7 p.m.	December 22 Lynchburg	2:30 p.m.
December 28 Southern Indiana	7:30 p.m.	December 28 UT Martin	3:45 p.m.
December 31 Hennepin State	3:15 p.m.	January 20 at Tennessee State	6 p.m.
January 4 Missouri State	7:30 p.m.	March 2 at Tennessee Tech	7:30 p.m.
January 10 Bethel (Tenn.)	3 p.m.	March 5-8 OVC Tournament: Evansville, Ind.	

■ Home ■ Away ■ Neutral
 All times Central and Subject to Change
 * denotes Ohio Valley Conference game



available upon request. Korn will address any media immediately after his postgame radio obligation with the Redhawks Radio Network.

// Photographers/Videographers

Photographers and videographers working the floor level at the Show Me Center are required to shoot from behind the dash lines along the baselines and must sit on the floor in those areas. The Strategic Communications Department may identify other positions off the court where photographers/videographers may work, provided the view is not blocked for fans. At no time may photographers/videographers work directly from behind the official scorer's table and team benches, and in front of any courtside signage. No tripods may be placed on or beside the court and flash photography is strictly prohibited.

// Visiting Radio

A courtesy ethernet line is available for official visiting team radio use at the Show Me Center. If additional lines are needed, they must be secured by calling (573) 651-2275 at least one week in advance. Space along with ethernet lines and multiple live camera angles will be provided. Contact Jeff Honza for more information.

// Basketball Radio Show

Southeast Missouri's basketball radio show will be on Mondays at Wings Etc. with shows at the Cape Girardeau (3047 William Street), Jackson (2003 E. Jackson Blvd.) and Dexter (529 N. Walnut) locations during the season. The radio show airs live from Noon-1 p.m., CT, on ESPN 93.5 FM and 1220 AM each week. You can also watch all of Southeast Missouri's basketball radio shows live online at SEMOESPN.com.

// Strategic Communications

The Southeast Missouri Strategic Communications Office is always willing to assist the media with their coverage of Redhawk basketball. All media and credential requests should be made to Associate Director of Athletics Jeff Honza. Should you need any information, feel free to call anytime, day or night. Honza can be reached at (573) 651-2933 (work) or (618) 528-1145 (mobile).

// In-Season Interview Policy

All of Southeast Missouri's basketball student-athletes and coaches will be available to the media throughout the 2023-24 season. Interviews should be arranged through the Southeast Missouri Strategic Communications Office. Interviews with players and coaches will be conducted either before or after practices during the season. Please let the Strategic Communications Office know if you plan to attend practice. Practices are held at either the Show Me Center or Student Recreation Center.

// Credentials

Credentials are required for entrance to the Show Me Center. To request season or single-game credentials, please contact Jeff Honza in the Southeast Missouri Strategic Communications Office by phone at (573) 651-2933 or email at redhawk1@me.com/

jhonza@semo.edu. Credentials can be picked up at the NCAA Pass Gate located at the Northeast entrance of the Show Me Center. Southeast Missouri follows the guidelines set forth by the NCAA governing the issuance of credentials. Press credentials will be issued to accredited sports writers of daily and weekly newspapers. Photo passes will be issued to accredited members of the photo media working for newspapers and television stations. All credential requests should come from sports editors, directors or anchors. Spouses, dates and minors will not be permitted on Press Row or in the press areas at the Show Me Center. Any unauthorized use of credentials will result in revocation of credentials issued by Southeast Missouri State University and credential requests will not be honored for future SEMO athletic events.

// Postgame Interviews

The Southeast Missouri Strategic Communications staff will make requested student-athletes available to the media at the conclusion of each game. Head Coach Brad Korn's first postgame responsibility after meeting with the team is his live radio show. Korn and selected student-athletes will address the media after every game and the opposing head coach will be



2023-24 SOUTHEAST MISSOURI BASKETBALL NOTES

HEAD COACH BRAD KORN



BRAD KORN

// Head Coach // Fourth Year // Southern Illinois, 2004

Brad Korn has the spotlight back on Southeast Missouri basketball entering his fourth year as head coach.

In 2022-23, Korn led SEMO to a remarkable postseason run that resulted in the Redhawks winning their first Ohio Valley Conference Tournament title

and advancing to the NCAA Tournament for the first time in over two decades.

SEMO, which became the first #5 seed to ever win the OVC Tournament, won four games in four days to hoist its first trophy since 1999-2000. Along the way, the Redhawks knocked off the tourney's top two seeds

in #1 Morehead State and #2 Tennessee Tech to claim only their second NCAA Tournament berth in program history.

The Redhawks finished their historic 2022-23 campaign at 19-17 overall and 10-8 in the OVC. SEMO snapped a streak of eight-straight losing records by posting both overall and OVC winning records in a season for the first time since 2004-05.

The Redhawks 10 conference wins were their most in a season since the 1999-2000 team went 14-4.

Guards Chris Harris (1,169) and Phillip Russell (1,016), both 1,000-point scorers in their careers, earned All-OVC honors. Russell garnered first-team accolades and Harris was a second-team selection. Both also made the OVC Tournament Team with Harris taking the event's coveted Most Valuable Player honor.

In conference play alone, SEMO was the league's top scoring team with an average of 81.4 points per game in 2022-23. The Redhawks put up 80 or more points in 11 of their 18 league contests. Overall, SEMO was first in the OVC in turnover margin (+1.56) forcing 14.6 per game.

Korn's 2022-23 squad assisted on 497 of 958 made field goals at a rate of 51.8 percent. The Redhawks' 497 assists were the fifth-most in a season in program history. SEMO's 36 games played are the most in a season all-time. The Redhawks also established top-five single-

season marks during their program's tenure in OVC wins (4th, 10), points (3rd, 2,798), field goals attempted (2nd, 2,191), 3-pointers made (2nd, 286), 3-pointers attempted (1st, 875), free throws made (587, 3rd), free throws attempted (4th, 828), assists (5th, 497) and steals (2nd, 251).

SEMO's storybook 2022-23 season received unprecedented media attention. Korn and Harris were featured in a live interview with Inside College Basketball studio hosts Clark Kellogg, Seth Davis, Greg Gumbel and Jay Wright on Selection Sunday prior to the Atlantic 10 Championship game. Several national media outlets latched on to the Redhawks not soon to be forgotten run.

Korn became just the second head coach in SEMO basketball history to lead his team to back-to-back trips to the OVC Tournament semifinals (2022, 2023) and reach the tournament's title game (2023).

His team records steadily improved over his first three seasons at the helm going from 11 victories during his year in 2020-21, to 14 in 2022-22 and 19 in 2022-23.

The OVC Tournament semifinal appearance in 2021-22 was SEMO's first in 17 years. The Redhawks were 14-18 overall and fourth in the conference with an 8-9 mark.

That year SEMO again had two All-OVC performers. Eric Reed, Jr. claimed first-team accolades and Russell was a





second-team pick.

Statistically, the Redhawks completed the 2021-22 campaign ranked among the top three in the OVC in scoring offense (3rd, 75.6 ppg), free throw percentage (2nd, .732), turnover margin (3rd, +0.41) and 3-point field goals made (1st, 281).

Korn's first head coaching job came anything but easy first taking over at SEMO in the middle of a global COVID-19 pandemic.

Throughout all the challenges and uncertainties during an unprecedented 2020-21 season, Korn led his first SEMO club to an overall record of 11-16 and seventh-place showing in the OVC.

The Redhawks made the OVC Tournament for the first time since 2016-17 and saw a +4 improvement in total wins and +6 jump in OVC victories from the season before. At the time, SEMO's nine conference victories matched the program's most in a season in 20 years.

SEMO rated among the top five OVC teams in 3-point field goal percentage (5th, .352), rebounding margin (5th, +2.2), defensive rebounds (5th, 25.6 per game) and defensive rebound percentage (1st, .764).

Korn was officially introduced as SEMO's head coach on Mar. 23, 2020 and is the seventh head coach in the program's NCAA Division I era (since 1991-92).

Prior to arriving in Cape Girardeau, Korn spent five

years at Big 12 Conference member Kansas State working four seasons as an assistant coach and one as the program's Director of Operations.

In his final four years back at K-State after returning following a three-year stint at Missouri State (2013-16), Korn helped the Wildcats to 82 wins and three-straight NCAA Tournaments. K-State posted consecutive 25-win campaigns for the first time in school history (2017-18, 2018-19).

During his first year back in 2016-17, the Wildcats won 21 games, including eight over teams that advanced to the postseason and knocked off Wake Forest in the NCAA First Four before losing to #18 Cincinnati in the NCAA South Regional First Round.

Working primarily with the post players, Korn was a big influence on the development of two-time All-Big 12 First Team selection Dean Wade, who became the fourth Wildcat to earn All-Big 12 First-Team honors in 2018 and just the second to do so in back-to-back seasons. Wade is one of just three players to rank in the school's Top 10 in both career scoring (1,510) and rebounding (685). He was instrumental in the progress of Makol Mawien, who has started every game in his K-State career and emerged as one of the top big men in the Big 12.

Korn was also key in the growth of All-Big 12 selections Wesley Iwundu and D.J. Johnson



during his first season as an assistant coach in 2016-17. Iwundu, who was twice named Third Team All-Big 12, became the first Wildcat since 2008 to be taken in the NBA Draft when he was selected with 33rd overall pick by the Orlando Magic. Johnson, an honorable mention all-league selection, broke the career field goal percentage record at 59.5 percent, while setting the single-season mark for the second consecutive season at 62.3 percent in 2016-17.

Korn spent one season on Bruce Weber's inaugural staff at K-State as Director of Operations in 2012-13, helping the Wildcats to a 27-8 overall

record and their first-ever Big 12 regular-season title. It was the school's first conference title since 1977, while the 27 wins rated second-most in school history.

Overall, he has 19 years of Division I experience, which includes time at his alma mater – Southern Illinois (2004-12). Korn has extensive ties to Weber after playing his first four years (1999-2003) for him at Southern Illinois. He redshirted in 1999-2000 before playing the next three years for Weber. He concluded his playing career for (current Purdue head coach) Matt Painter in 2003-04 before spending the next eight years (2004-12) at SIU as an assistant



HEAD COACH BRAD KORN

for then-Saluki head coach and then-K-State associate head coach Chris Lowery.

Korn returned to Manhattan in May 2016 after three seasons at Missouri State, where he served as an assistant coach to then-head coach Paul Lusk from 2013-16. At MSU, he helped the Bears to 44 wins, including a 20 -win season and a trip to the CollegelInsider.com Tournament in 2013-14.

Korn helped mentor a number of All-Missouri Valley honorees during his stay at Missouri State, including 2014 All-MVC Second-Team selection Jarmar Gulley and 2016 MVC Newcomer of the Year Dequon Miller. In addition, he coached three MVC All-Freshman Team honorees in Austin Ruder in 2014 and Obediah Church and Jarred Dixon in 2016 as well as two Most Improved Team members (Dorrian Williams in 2015 and Chris Kendrix in 2016).

Prior to his first stint at K-State, Korn spent eight years (2004-12) at Southern Illinois, including his final six years as a full-time assistant under Lowery. He helped the Salukis post a 145-116 (.556) overall record with four postseason appearances, two Missouri Valley Conference championships and one State Farm Missouri Valley Conference Tournament title. The squad won 20 or more games and advanced to the NCAA Tournament on three occasions (2005, 2006, 2007) during his tenure as an assistant coach, including a 2007 trip to

the Sweet 16. He was a graduate assistant at SIU his first two years before being elevated to a full-time assistant coach on Jan. 31, 2006.

A native of Plano, Illinois, Korn helped the Salukis through one of their greatest periods of success from 1999 to 2004. The squad went from 16 wins his redshirt-freshman season to three consecutive NCAA Tournament appearances under Weber and Painter. He was also a part of three Missouri Valley regular season championships as a player.

The 6-foot-9 forward saw action in 121 games in his career, averaging 5.2 points and 2.3 rebounds in 14.5 minutes per game. As a senior, he averaged 9.7 points on 41 percent shooting with four rebounds and 1.9 assists in helping SIU to 25 wins and a 17-1 mark in MVC play. He was named to the league's Most Improved Team.

Korn earned a bachelor's degree in Marketing from Southern Illinois in 2004 and his master's degree in Administrative Studies from Missouri State in 2016.

He resides in Cape Girardeau with his wife, Kristin, and daughters Brielyn and Ashtyn.

The Korn File

Experience:

19th Year (Fourth at SEMO)

Hometown:

Plano, Ill.

Birthdate:

August 22, 1981

Alma Mater:

Southern Illinois, 2004

Education:

BB.A. Marketing (Southern Illinois)
Master's Administrative Studies (Missouri State)

Date Hired:

March 23, 2020

Family:

Wife - Kristin
Children - Brielyn, Ashtyn

Playing Experience:

Southern Illinois, 1999-04

Coaching Experience:

Southern Illinois, Graduate Asst., 2004-06
Southern Illinois, Assistant Coach, 2006-12
Kansas State, Dir. of Operations, 2012-13
Missouri State, Assistant Coach, 2013-16
Kansas State, Assistant Coach, 2016-20
Southeast Missouri, 2020-pr.





Korn Year-by-Year Records

Year	School	Assignment	Record	Conference/Finish	Postseason
2004-05	Southern Illinois	Graduate Assistant	27-8	15-3/1st	NCAA Second Round
2005-06	Southern Illinois	Graduate Assistant	22-11	12-6/2nd	NCAA First Round
2006-07	Southern Illinois	Assistant Coach	29-7	15-3/1st	NCAA Sweet 16
2007-08	Southern Illinois	Assistant Coach	18-15	11-7/3rd	NIT Second Round
2008-09	Southern Illinois	Assistant Coach	13-18	8-10/5th	-
2009-10	Southern Illinois	Assistant Coach	15-15	6-12/9th	-
2010-11	Southern Illinois	Assistant Coach	13-19	5-13/8th	-
2011-12	Southern Illinois	Assistant Coach	8-23	5-13/9th	-
2012-13	Kansas State	Director of Operations	27-8	14-4/1st	NCAA Second Round
2013-14	Missouri State	Assistant Coach	20-13	9-9/4th	Collegiansider.com Tourn. (CIT)
2014-15	Missouri State	Assistant Coach	11-20	5-13/8th	-
2015-16	Missouri State	Assistant Coach	13-19	8-10/7th	-
2016-17	Kansas State	Assistant Coach	21-14	8-10/6th	NCAA First Round
2017-18	Kansas State	Assistant Coach	25-12	10-8/4th	NCAA Elite Eight
2018-19	Kansas State	Assistant Coach	25-9	14-4/1st	NCAA First Round
2019-20	Kansas State	Assistant Coach	11-21	3-15/10th	-
2020-21	Southeast Missouri	Head Coach	11-16	9-11/7th	-
2021-22	Southeast Missouri	Head Coach	14-18	8-9/4th	-
2022-23	Southeast Missouri	Head Coach	19-17	10-8/5th	OVC Tournament Champions NCAA First Four
2023-24	Southeast Missouri	Head Coach	1-6	0-0	-

Overall Record: 45-57

Record at Southeast Missouri, 45-57, 27-28 Ohio Valley Conference (4 years)

Record as a College Assistant: 222-205

Record as a Graduate Assistant: 49-19





2023-24 SOUTHEAST MISSOURI BASKETBALL NOTES

2023-24 OVERALL STATISTICS

Game Records

Record	Overall	Home	Away	Neutral
ALL GAMES	1-6	1-1	0-4	0-1
CONFERENCE	0-0	0-0	0-0	0-0
NON-CONFERENCE	1-6	1-1	0-4	0-1

Score by Periods

Team	1st	2nd	OT	TOT
Southeast Mo. St.	177	247	0	424
Opponents	299	263	0	562

Team Box Score

No.	Player				Total		3-Point		F-Throw		Rebounds											
		GP-GS	MIN	AVG	FG-FGA	FG%	3FG-3FGA	3FG%	FT-FTA	FT%	OFF	DEF	TOT	AVG	PF	DQ	A	TO	BLK	STL	PTS	AVG
4	LARSON, Adam	7-4	125:23	17.9	22-42	.524	17-31	.548	7-10	.700	3	18	21	3.0	10	0	2	3	4	0	68	9.7
1	MARTIN, Rob	7-7	210:43	30.1	19-65	.292	6-19	.316	8-10	.800	7	7	14	2.0	12	0	24	12	0	4	52	7.4
21	EARLEY, Josh	7-7	128:56	18.4	22-36	.611	0-0	.000	3-7	.429	8	16	24	3.4	10	0	0	16	1	6	47	6.7
44	STACKER, Braxton	7-7	142:54	20.4	16-49	.327	3-13	.231	11-17	.647	6	17	23	3.3	16	0	3	16	4	6	46	6.6
3	SMART, Aquan	7-7	156:60	22.4	16-57	.281	3-20	.150	11-18	.611	1	19	20	2.9	23	0	11	18	1	4	46	6.6
2	WARD, BJ	6-0	149:27	24.9	14-41	.341	4-21	.190	4-6	.667	2	9	11	1.8	10	0	20	8	1	8	36	6.0
5	BIEL, TJ	7-3	111:57	16.0	10-27	.370	2-12	.167	10-16	.625	8	9	17	2.4	12	0	4	3	3	1	32	4.6
11	EURSHER, Evan	7-0	96:03	13.7	9-29	.310	4-17	.235	4-6	.667	1	11	12	1.7	11	0	5	5	0	3	26	3.7
24	CLARK, Kobe	3-0	47:33	15.9	4-9	.444	1-5	.200	2-5	.400	7	10	17	5.7	5	0	2	4	0	2	11	3.7
22	ELKAMIL, Gavyn	7-0	72:40	10.4	7-28	.250	5-20	.250	3-3	1.000	7	8	15	2.1	6	0	5	2	1	1	22	3.1
10	IDADA, David	7-0	77:44	11.1	7-16	.438	0-1	.000	3-15	.200	8	19	27	3.9	16	1	1	6	8	2	17	2.4
55	BELL, Marqueas	6-0	36:44	6.1	5-12	.417	1-3	.333	2-4	.500	0	6	6	1.0	4	0	1	4	0	2	13	2.2
35	HANBACK, Mason	5-0	42:56	8.6	4-6	.667	0-0	.000	0-1	.000	3	2	5	1.0	7	0	0	1	1	0	8	1.6
Team											8	7	15					2				
Total		7	1400		155-417	.372	46-162	.284	68-118	.576	69	158	227	32.4	142	1	78	100	24	39	424	60.6
Opponents		7	1400		200-404	.495	41-117	.350	121-183	.661	67	221	288	41.1	131	2	98	85	29	56	562	80.3

Team Statistics

	SEMO	OPP
Scoring		
Points per game	60.6	80.3
Scoring margin	-19.7	-
Field goals-att		
Field goal pct	.372	.495
3 point fg-att		
3-point FG pct	.284	.350
3-pt FG made per game	6.6	5.9
Free throws-att		
Free throw pct	.576	.661
F-Throws made per game	9.7	17.3
Rebounds		
Rebounds per game	32.4	41.1
Rebounding margin	-8.7	-
Assists		
Assists per game	11.1	14.0
Turnovers		
Turnovers per game	14.3	12.1
Turnover margin	-2.1	-
Assist/turnover ratio	0.8	1.2
Steals		
Steals per game	5.6	8.0
Blocks		
Blocks per game	3.4	4.1
Winning streak		
Home win streak	1	-
Attendance		
Home games-Avg/Game	2-1127	4-4616
Neutral site-Avg/Game	-	1-2163

Team Results

Date	Opponent		Score	Att.
11/06/2023	at Grand Canyon	L	67-88	7186
11/10/2023	at Butler	L	56-91	7072
11/15/2023	Evansville	L	57-76	1023
11/20/2023	Central Ark.	W	70-68	1231
11/25/2023	vs Evansville	L	74-93	2163
11/26/2023	at Chattanooga	L	56-72	2907
11/30/2023	at Kansas City	L	44-74	1297

2023-24 SOUTHEAST MISSOURI BASKETBALL NOTES

2022-23 FINAL OVC STATISTICS



Game Records

Record	Overall	Home	Away	Neutral
ALL GAMES	10-8	7-2	3-6	0-0
CONFERENCE	10-8	7-2	3-6	0-0
NON-CONFERENCE	0-0	0-0	0-0	0-0

Score by Periods

Team	1st	2nd	OT	TOT
Southeast Mo. St.	670	753	42	1465
Opponents	695	710	38	1443

Team Box Score

No.	Player	GP-GS	MIN	AVG	Total	FG%	3FG-3FGA	3FG%	F-Throw	FT%	OFF	DEF	TOT	AVG	PF	DQ	A	TO	BLK	STL	PTS	AVG
1	RUSSELL, Phillip	16-16	526:27	32.9	89-214	.416	42-110	.382	98-122	.803	14	23	37	2.3	57	5	89	44	1	22	318	19.9
5	HARRIS, Chris	18-18	582:31	32.4	84-212	.396	33-104	.317	91-118	.771	8	81	89	4.9	25	0	30	29	2	18	292	16.2
0	BARNES, Israel	18-3	506:34	28.1	70-165	.424	16-70	.229	9-23	.391	19	35	54	3.0	34	1	29	15	4	10	165	9.2
3	SMART, Aquan	17-15	454:27	26.7	45-122	.369	10-44	.227	43-58	.741	8	52	60	3.5	58	4	40	39	7	27	143	8.4
33	BRANSON, Dylan	18-17	471:51	26.2	52-101	.515	17-44	.386	29-41	.707	21	70	91	5.1	66	7	36	28	3	22	150	8.3
14	JOHNSON, Nate	18-18	359:18	20.0	52-71	.732	0-0	.000	22-38	.579	34	30	64	3.6	58	2	12	17	22	7	126	7.0
21	EARLEY, Josh	17-0	269:43	15.9	51-87	.586	0-0	.000	13-29	.448	22	51	73	4.3	24	0	0	18	3	2	115	6.8
24	CLARK, Kobe	6-3	147:59	24.7	11-34	.324	2-13	.154	4-10	.400	13	32	45	7.5	20	1	10	14	6	6	28	4.7
4	LARSON, Adam	18-0	207:36	11.5	29-68	.426	19-53	.358	0-2	.000	3	23	26	1.4	17	0	2	5	8	4	77	4.3
35	HANBACK, Mason	5-0	30:51	6.2	6-7	.857	0-0	.000	0-0	.000	0	2	2	0.4	7	0	0	1	3	0	12	2.4
11	EURSHER, Evan	14-0	90:55	6.5	6-17	.353	3-13	.231	7-8	.875	2	6	8	0.6	8	0	3	3	0	4	22	1.6
15	MITCHELL, Josh	8-0	34:10	4.3	5-7	.714	0-0	.000	1-2	.500	2	3	5	0.6	11	0	0	5	0	0	11	1.4
12	GOWINS, Tevin	7-0	17:38	2.5	2-3	.667	1-1	1.000	1-2	.500	0	1	1	0.1	3	0	1	2	0	0	6	0.9
Team											25	16	41					7				
Total		18	3700		502-1108	.453	143-452	.316	318-453	.702	171	425	596	33.1	388	20	252	227	59	122	1465	81.4
Opponents		18	3699		489-1050	.466	145-360	.403	320-450	.711	164	480	644	35.8	369	16	260	266	38	130	1443	80.2

Team Statistics

	SEMO	OPP
Scoring	1465	1443
Points per game	81.4	80.2
Scoring margin	+1.2	-
Field goals-att	502-1108	489-1050
Field goal pct	.453	.466
3 point fg-att	143-452	145-360
3-point FG pct	.316	.403
3-pt FG made per game	7.9	8.1
Free throws-att	318-453	320-450
Free throw pct	.702	.711
F-Throws made per game	17.7	17.8
Rebounds	596	644
Rebounds per game	33.1	35.8
Rebounding margin	-2.7	-
Assists	252	260
Assists per game	14.0	14.4
Turnovers	227	266
Turnovers per game	12.6	14.8
Turnover margin	+2.2	-
Assist/turnover ratio	1.1	1.0
Steals	122	130
Steals per game	6.8	7.2
Blocks	59	38
Blocks per game	3.3	2.1
Winning streak	0	-
Home win streak	2	-
Attendance	16282	21784
Home games-Avg/Game	9-1809	9-2420
Neutral site-Avg/Game	-	0-0

Team Results

Date	Opponent	Score	Att.
12/29/2022	at Southern Ind.	L 81-86	3110
12/31/2022	SIUE	W 82-73	1159
01/05/2023	at UT Martin	L 82-87	1180
01/07/2023	at Little Rock	W 74-68	2135
01/12/2023	Lindenwood	W 94-71	875
01/14/2023	at Morehead St.	W 91-86	1740
01/19/2023	UT Martin	L 60-80	1115
01/21/2023	Tennessee Tech	Wot2 84-77	2632
01/26/2023	Tennessee St.	W 92-75	1857
01/28/2023	at Eastern Ill.	W 79-68	1515
02/02/2023	Little Rock	W 99-98	1290
02/04/2023	at Tennessee Tech	L 80-82	1476
02/09/2023	at Tennessee St.	L 65-85	6691
02/11/2023	Morehead St.	L 59-65	2890
02/16/2023	Eastern Ill.	W 78-64	2124
02/18/2023	Southern Ind.	W 85-80	2340
02/23/2023	at Lindenwood	Lot2 102-105	2119
02/25/2023	at SIUE	L 78-93	1818





2023-24 SOUTHEAST MISSOURI BASKETBALL NOTES

2023-24 STATISTICS

Comparison Game-by-Game (SEMO/Opponent)

Opponent	1st	2nd	Score	Mar	Total FG	FG Pct	3-Pointers	3FG Pct	Free Throws	FT Pct	Rebounds (Mar)	Assist	T/Over	Block	Steal	Fouls
Grand Canyon	30/54	37/34	67-88	(21)	25-64/31-62	.391/.500	11-21/7-21	.524/.333	6-15/19-27	.400/.704	32/48 (16)	16/11	17/17	2/6	11/9	19/19
Butler	21/55	35/36	56-91	(35)	20-69/28-58	.290/.483	5-21/9-25	.238/.360	11-17/26-34	.647/.765	36/47 (11)	11/15	15/13	4/7	9/9	20/16
Evansville	28/39	29/37	57-76	(19)	23-53/32-60	.434/.533	7-22/4-12	.318/.333	4-13/8-12	.308/.667	31/30 +1	10/17	18/11	3/4	5/11	13/17
Central Arkansas	27/27	43-41	70-68	+2	24-60/25-56	.400/.446	6-17/6-29	.353/.207	14-22/14-21	.636/.667	37/33 +4	16/14	14/9	3/0	3/10	20/21
Evansville	29/51	45/42	74-93	(19)	26-58/35-62	.448/.565	9-26/4-12	.346/.333	13-17/19-29	.765/.655	31/35 (4)	14/17	14/6	4/4	1/9	20/18
Chattanooga	25/35	31/37	56-72	(16)	19-58/23-44	.328/.523	7-24/6-16	.292/.375	11-19/20-30	.579/.667	29/43 (14)	7/12	12/16	2/4	6/4	22/20
Kansas City	17/38	27/36	44-74	(30)	17-59/27-58	.288/.466	1-19/5-14	.053/.357	9-16/15-29	.563/.517	31/52 (21)	4/12	10/13	6/4	4/4	28/20
Missouri Baptist																
Harris-Stowe																
Purdue Fort Wayne																
Lindsey Wilson																
Illinois State																
Southern Indiana																
Morehead State																
Western Illinois																
Bethel (Tenn.)																
Lindenwood																
Tennessee Tech																
SIU Edwardsville																
UT Martin																
Little Rock																
Lindenwood																
Western Illinois																
Tennessee Tech																
Tennessee State																
Eastern Illinois																
SIU Edwardsville																
Little Rock																
UT Martin																
Morehead State																
Southern Indiana																

Points in the Paint, Second Chance Points, Points Off Turnovers, Fastbreak Points, Bench Points

Opponent	W/L	POINTS IN THE PAINT		2ND CHANCE POINTS		POINTS OFF TURNOVERS		FAST BREAK POINTS		BENCH POINTS	
		SEMO	OPP.	SEMO	OPP.	SEMO	OPP.	SEMO	OPP.	SEMO	OPP.
Grand Canyon	L	26	46	10	17	15	24	10	18	36	30
Butler	L	22	36	2	11	15	20	14	18	26	33
Evansville	L	22	52	3	12	11	29	4	15	28	12
Central Arkansas	W	32	26	5	11	5	9	14	8	36	19
Evansville	L	24	60	3	10	11	15	4	8	22	35
Chattanooga	L	22	26	8	8	12	11	3	0	25	5
Kansas City	L	28	40	7	17	9	13	6	4	13	21
Missouri Baptist											
Harris-Stowe											
Purdue Fort Wayne											
Lindsey Wilson											
Illinois State											
Southern Indiana											
Morehead State											
Western Illinois											
Bethel (Tenn.)											
Lindenwood											
Tennessee Tech											
SIU Edwardsville											
UT Martin											
Little Rock											
Lindenwood											
Western Illinois											
Tennessee Tech											
Tennessee State											
Eastern Illinois											
SIU Edwardsville											
Little Rock											
UT Martin											
Morehead State											
Southern Indiana											



Game-by-Game Leaders

Opponent	W/L	Score	Points	Rebounds	Assists	Blocks	Steals
Grand Canyon	L	67-88	Larson - 13	Clark - 8	Ward - 5	Idada - 2	Earley - 4
Butler	L	56-91	Larson - 11	Biel - 6	Martin - 5	Stacker - 2	Stacker, Earley - 2
Evansville	L	57-76	Martin, Stacker, Ward - 9	Clark - 5	Martin, Smart - 3	Larson - 2	Ward - 2
Central Arkansas	W	70-68	Earley - 19	Earley - 7	Ward - 7	Earley, Biel, Ward - 1	Martin, Stacker, Ward - 1
Evansville	L	74-93	Larson - 22	Earley, Stacker - 5	Ward, Martin - 4	Idada - 2	Smart - 1
Chattanooga	L	56-72	Larson - 13	Idada - 12	Martin - 5	Stacker, Idada - 1	Ward - 3
Kansas City	L	44-74	Smart - 13	Stacker - 7	Martin - 2	Idada - 2	Smart, Stacker, Eursher, Bell - 1
Missouri Baptist							
Harris-Stowe							
Purdue Fort Wayne							
Lindsey Wilson							
Illinois State							
Southern Indiana							
Morehead State							
Western Illinois							
Bethel (Tenn.)							
Lindenwood							
Tennessee Tech							
SIU Edwardsville							
UT Martin							
Little Rock							
Lindenwood							
Western Illinois							
Tennessee Tech							
Tennessee State							
Eastern Illinois							
SIU Edwardsville							
Little Rock							
UT Martin							
Morehead State							
Southern Indiana							

Game-by-Game Starters

Opponent	W/L	Score	Guard	Guard	Guard	Guard/Forward	Forward/Center	First Man Off the Bench
Grand Canyon	L	67-88	Martin	Smart	Biel	Stacker, G	Earley, F	Idada, 2 blocks, 10 min.
Butler	L	56-91	Martin	Smart	Biel	Stacker, G	Earley, F	Idada, 5 pts, 5 reb., 13 min.
Evansville	L	57-76	Martin	Smart	Biel	Stacker, G	Earley, F	Clark, 2 pts., 5 reb., 15 min.
Central Arkansas	W	70-68	Martin	Smart	Larson	Stacker, G	Earley, F	Biel, 5 pts., 3 reb., 18 min.
Evansville	L	74-93	Martin	Smart	Larson	Stacker, G	Earley, F	Idada, 2 pts., 3 reb., 7 min.
Chattanooga	L	56-72	Martin	Smart	Larson	Stacker, G	Earley, F	Biel, 5 pts., 2 reb., 31 min.
Kansas City	L	44-74	Martin	Smart	Larson	Stacker, G	Earley, F	Biel, 1 pt., 12 min.
Missouri Baptist								
Harris-Stowe								
Purdue Fort Wayne								
Lindsey Wilson								
Illinois State								
Southern Indiana								
Morehead State								
Western Illinois								
Bethel (Tenn.)								
Lindenwood								
Tennessee Tech								
SIU Edwardsville								
UT Martin								
Little Rock								
Lindenwood								
Western Illinois								
Tennessee Tech								
Tennessee State								
Eastern Illinois								
SIU Edwardsville								
Little Rock								
UT Martin								
Morehead State								
Southern Indiana								

Starting Lineup Combinations

Record	Guard	Guard	Guard	Guard/Forward	Forward/Center
0-3	Martin	Smart	Biel	Stacker, G	Earley, F
1-3	Martin	Smart	Larson	Stacker, G	Earley, F



2023-24 SOUTHEAST MISSOURI BASKETBALL NOTES

2023-24 STATISTICS

Team Game-by-Game Statistics

	Score	FG-A	Pct.	3FG-A	Pct.	FT-A	Pct.	OFF	DEF	Total	E	A	TO	B	S
Southeast Missouri	L, 67-88	25-64	.391	11-21	.524	6-15	.400	13	19	32	19	16	17	2	11
Grand Canyon		31-62	.500	7-21	.333	19-27	.704	15	33	48	19	11	17	6	9
Southeast Missouri	L, 91-56	20-69	.290	5-21	.238	11-17	.647	13	23	36	20	11	15	4	9
Butler		28-58	.483	9-25	.360	26-34	.765	8	39	47	16	15	13	7	9
Southeast Missouri	L, 57-76	23-53	.434	7-22	.318	4-13	.308	7	24	31	13	10	18	3	5
Evansville		32-60	.533	4-12	.333	8-12	.667	3	27	30	17	17	11	4	11
Southeast Missouri	W, 70-68	25-56	.446	6-29	.207	14-21	.667	8	29	37	20	16	14	3	3
Central Arkansas		24-60	.400	6-17	.353	14-22	.636	8	25	33	21	14	9	0	10
Southeast Missouri	L, 74-93	26-58	.9-26	9-26	.346	13-17	.765	9	22	31	20	14	14	4	1
Evansville		35-62		4-12	.333	19-29	.655	9	26	35	18	17	6	4	9
Southeast Missouri	L, 56-72	19-58	.328	7-24	.292	11-19	.579	11	18	29	22	7	12	2	6
Chattanooga		23-44	.523	6-16	.375	20-30	.667	9	34	43	20	12	16	4	4
Southeast Missouri	L, 44-74	17-59	.288	1-19	.053	9-16	.563	8	23	31	28	4	10	6	4
Kansas City		27-58	.466	5-14	.357	15-29	.517	15	37	52	20	12	13	4	4
Southeast Missouri															
Missouri Baptist															
Southeast Missouri															
Harris-Stowe															
Southeast Missouri															
Purdue Fort Wayne															
Southeast Missouri															
Lindsey Wilson															
Southeast Missouri															
Illinois State															
Southeast Missouri															
Southern Indiana															
Southeast Missouri															
Morehead State															
Southeast Missouri															
Western Illinois															
Southeast Missouri															
Bethel (Tenn.)															
Southeast Missouri															
Lindenwood															
Southeast Missouri															
Tennessee Tech															
Southeast Missouri															
SIU Edwardsville															
Southeast Missouri															
UT Martin															
Southeast Missouri															
Little Rock															
Southeast Missouri															
Lindenwood															
Southeast Missouri															
Western Illinois															
Southeast Missouri															
Tennessee Tech															
Southeast Missouri															
Tennessee State															
Southeast Missouri															
Eastern Illinois															
Southeast Missouri															
SIU Edwardsville															
Southeast Missouri															
Little Rock															
Southeast Missouri															
UT Martin															
Southeast Missouri															
Morehead State															
Southeast Missouri															
Southern Indiana															



2023-24 Game-by-Game Leaders Summary (# of Games)

Points

Adam Larson.....	4
Braxton Stacker.....	1
Rob Martin.....	1
BJ Ward.....	1
Josh Earley.....	1
Aquan Smart.....	1

Rebounds

Kobe Clark.....	2
Josh Earley.....	2
Braxton Stacker.....	2
TJ Biel.....	1
David Idada.....	1

Assists

Rob Martin.....	5
BJ Ward.....	3
Aquan Smart.....	1

Blocks

David Idada.....	4
Adam Larson.....	1
Josh Earley.....	1
TJ Biel.....	1
BJ Ward.....	1
David Idada.....	1
Braxton Stacker.....	1

Steals

BJ Ward.....	3
Braxton Stacker.....	3
Josh Earley.....	2
Aquan Smart.....	2
Rob Martin.....	1
Evan Eursher.....	1
Marqueas Bell.....	1

Dunks (# for 2023-24 Season)

Josh Earley.....	2
David Idada.....	2
Braxton Stacker.....	1
Adam Larson.....	1

Games Played/Started

	2023-24	Career
Dylan Branson	-	91/60
Adam Larson	7/4	42/7
Aquan Smart	7/7	39/32
Josh Earley	7/7	38/7
Evan Eursher	7/0	32/0
Kobe Clark	3/0	22/15
Mason Hanback	5/0	15/0
Braxton Stacker	7/7	7/7
TJ Biel	7/3	7/3
Rob Martin	7/7	7/7
David Idada	7/0	7/0
Gavyn Elkamil	7/0	7/0
Marqueas Bell	6/0	6/0
BJ Ward	6/0	6/0

Career Ledger

Double-Digit Point Games

	2023-24	Career
Josh Earley.....	2	13
Dylan Branson.....	-	11
Aquan Smart.....	1	10
Adam Larson.....	4	9
Kobe Clark.....	-	4
Evan Eursher.....	1	2
Gavyn Elkamil.....	1	1
TJ Biel.....	1	1
Rob Martin.....	1	1

Double-Digit Rebound Games

	2023-24	Career
Kobe Clark.....	-	7
Josh Earley.....	-	3
Dylan Branson.....	-	1
David Idada.....	1	1

20+ Point Games

	2023-24	Career
Aquan Smart.....	-	1
Adam Larson.....	1	1

30-Point Games

	2023-24	Career
-	-	-

8+ Rebound Games

	2023-24	Career
Kobe Clark.....	1	10
Josh Earley.....	-	7
Dylan Branson.....	-	4
Aquan Smart.....	-	1
David Idada.....	1	1

5+ Assist Games

	2023-24	Career
Kobe Clark.....	-	3
Dylan Branson.....	-	2
BJ Ward.....	2	2
Rob Martin.....	2	2
Aquan Smart.....	-	1

3+ Steal Games

	2023-24	Career
Aquan Smart.....	-	10
Kobe Clark.....	-	4
Dylan Branson.....	-	2
Josh Earley.....	1	1
BJ Ward.....	1	1

Double-Doubles

	2023-24	Career
Josh Earley.....	-	3

SEMO's 2023-24 Record:

At Home.....	1-1
On the Road.....	0-4
At Neutral Sites.....	0-1
In Ohio Valley Conference Games.....	0-0
In November.....	1-6
In December.....	0-0
In January.....	0-0
In February.....	0-0
In March.....	0-0
Leading at the Half.....	0-0
Trailing at the Half.....	0-6
Tied at the Half.....	1-0
In Overtime Games.....	0-0
The Redhawks Score First.....	1-0
In 1-4 Point Games.....	1-0
In 5-9 Point Games.....	0-0
In 10-14 Point Games.....	0-0
In 15+ Point Games.....	0-6
Leading with Five Minutes Left in Regulation.....	0-0
Trailing with Five Minutes Left in Regulation.....	1-6
Tied with Five Minutes Left in Regulation.....	0-0
Scoring Less than 50 Points.....	0-1
Scoring 50-59 Points.....	0-3
Scoring 60-69 Points.....	1-1
Scoring 70-79 Points.....	0-1
Scoring 80-89 Points.....	0-0
Scoring 90-99 Points.....	0-0
Scoring 100 or more Points.....	0-0
Giving up Less Than 50 Points.....	0-0
Giving up 50-59 Points.....	0-0
Giving up 60-69 Points.....	0-0
Giving up 70-79 Points.....	1-3
Giving up 80-89 Points.....	0-1
Giving up 90-99 Points.....	0-2
Giving up 100 or more Points.....	0-0
Shooting 50% or Better from the Field.....	0-0
Shooting Less Than 50% from the Field.....	1-6
Opponent Shoots 50% or Better from the Field.....	0-4
Opponent Shoots Less Than 50% from the Field.....	1-2
Outshooting Opponent.....	1-0
Outshot by Opponent.....	0-6
Field Goal Percentage is Tied.....	0-0
Shooting 50% or Better from 3-Point Range.....	0-2
Shooting Less Than 50% from 3-Point Range.....	1-4
Opponent Shoots 50% or Better from 3-Point Range.....	0-0
Opponent Shoots Less Than 50% from 3-Point Range.....	1-6
Shooting 50% or Better from the Free Throw Line.....	1-4
Shooting Less Than 50% from the Free Throw Line.....	0-2
Opponent Shoots 50% or Better from the Free Throw Line.....	1-6
Opponent Shoots Less Than 50% from the Free Throw Line.....	0-0
Shooting More Free Throws Than Opponent.....	0-1
Shooting Less Free Throws Than Opponent.....	1-5
Free Throws are Tied.....	0-0
SEMO's Starters Outscore Opponent's Starters.....	0-0
Opponent's Starters Outscore SEMO's Starters.....	1-6
Starter Scoring is Tied.....	0-0
Bench Outscores Opponent.....	1-3
Opponent Bench Outscores SEMO.....	0-3
Bench Scoring is Tied.....	0-0
Bench Contributes Double Figures in Points.....	1-6
No Redhawk Players Score Double Figures.....	0-1
Two Redhawk Players Score Double Figures.....	0-3
3+ Redhawk Players Score Double Figures.....	1-0
Outrebounding an Opponent.....	1-1
Opponent Outrebounds SEMO.....	0-5
Rebounds are Tied.....	0-0
Getting 10+ Assists.....	1-4
Getting 10+ Steals.....	0-1
Getting 5+ Blocks.....	0-1
Forcing more Turnovers than Opponent.....	0-2
Committing more Turnovers than Opponent.....	1-3
Turnovers are Tied.....	0-1



2023-24 SOUTHEAST MISSOURI BASKETBALL NOTES

PLAYER PROFILES



ASA BARNES

12

// Guard // 6-2 // 165 // Freshman
// Wichita, Kan. // Wichita Southeast H.S.

2023-24: Did not see action this season.

Barnes' Game-by-Game Statistics

2023-24	FG	3P	FT	O/D	REB	E	PTS	A	TO	B	S	M
at Grand Canyon	DNP	-	-	-	-	-	-	-	-	-	-	-
at Butler	DNP	-	-	-	-	-	-	-	-	-	-	-
Evansville	DNP	-	-	-	-	-	-	-	-	-	-	-
Central Arkansas	DNP	-	-	-	-	-	-	-	-	-	-	-
vs. Evansville	DNP	-	-	-	-	-	-	-	-	-	-	-
at Chattanooga	DNP	-	-	-	-	-	-	-	-	-	-	-
at Kansas City	DNP	-	-	-	-	-	-	-	-	-	-	-
Missouri Baptist												
Harris-Stowe												
Purdue Fort Wayne												
Lindsey Wilson												
at Illinois State												
Southern Indiana												
Morehead State												
at Western Illinois												
Bethel (Tenn.)												
Lindenwood												
at Tennessee Tech												
SIU Edwardsville												
at UT Martin												
at Little Rock												
at Lindenwood												
Western Illinois												
Tennessee Tech												
Tennessee State												
at Eastern Illinois												
at SIU Edwardsville												
Little Rock												
UT Martin												
at Morehead State												
at Southern Indiana												
Totals												

• - Game Started

2023-24 Season/Career-Highs

Points	-
Total Rebounds	-
Offensive	-
Defensive	-
FG Made	-
FG Attempted	-
3-Point FG Made	-
3-Point FG Attempted	-
FT Made	-
FT Attempted	-
Assists	-
Blocks	-
Steals	-
Minutes	-

Barnes' Career Statistics at Southeast Missouri

Overall																					
Season	G-GS	Min	Avg	FG-FGA	Pct	3FG-3FGA	Pct	FT-FTA	Pct	Off	Def	Tot	Avg	PF	FO	A	TO	Blk	Stl	Pts	Avg
2023-24																					
Ohio Valley Conference Games Only																					
Season	G-GS	Min	Avg	FG-FGA	Pct	3FG-3FGA	Pct	FT-FTA	Pct	Off	Def	Tot	Avg	PF	FO	A	TO	Blk	Stl	Pts	Avg
2023-24																					



MARQUEAS BELL

55

// Guard // 6-3 // 165 // Freshman
// Kansas City, Mo. // Park Hill H.S.

2023-24: Played in six games off the bench...Averages 2.2 points and one rebound per contest...Scored six points and grabbed three rebounds at Butler (11/10)...Saw action in his first career NCAA Division I game at Grand Canyon (11/6), where he made one 3-pointer.

Bell's Game-by-Game Statistics

2023-24	FG	3P	FT	O/D	REB	E	PTS	A	TO	B	S	M
at Grand Canyon	1-2	1-1	0-0	0/0	0	0	3	0	0	0	0	3
at Butler	3-7	0-1	0-0	0/3	3	2	6	1	2	0	0	15
Evansville	0-0	0-0	1-2	0/1	1	0	1	0	0	0	1	4
Central Arkansas	0-1	0-1	0-0	0/1	1	0	0	0	0	0	0	3
vs. Evansville	0-0	0-0	0-0	0/0	0	0	0	0	1	0	0	2
at Chattanooga	DNP	-	-	-	-	-	-	-	-	-	-	-
at Kansas City	1-2	0-0	1-2	0/1	1	2	3	0	1	0	1	9
Missouri Baptist												
Harris-Stowe												
Purdue Fort Wayne												
Lindsey Wilson												
at Illinois State												
Southern Indiana												
Morehead State												
at Western Illinois												
Bethel (Tenn.)												
Lindenwood												
at Tennessee Tech												
SIU Edwardsville												
at UT Martin												
at Little Rock												
at Lindenwood												
Western Illinois												
Tennessee Tech												
Tennessee State												
at Eastern Illinois												
at SIU Edwardsville												
Little Rock												
UT Martin												
at Morehead State												
at Southern Indiana												
Totals	5-12	1-3	2-4	0/6	6	4	13	1	4	0	2	36

• - Game Started

2023-24 Season/Career-Highs

Points	6	at Butler (11/10/23)
Total Rebounds	3	at Butler (11/10/23)
Offensive	-	-
Defensive	3	at Butler (11/10/23)
FG Made	3	at Butler (11/10/23)
FG Attempted	7	at Butler (11/10/23)
3-Point FG Made	1	at Grand Canyon (11/6/23)
3-Point FG Attempted	1	3x, last vs. Central Arkansas (11/20/23)
FT Made	1	2x, last at Kansas City (11/30/23)
FT Attempted	2	2x, last at Kansas City (11/30/23)
Assists	1	at Butler (11/10/23)
Blocks	-	-
Steals	1	2x, last at Kansas City (11/30/23)
Minutes	15	at Butler (11/10/23)


Bell's Career Statistics at Southeast Missouri

Overall																			
Season	G-GS	Min	Avg	FG-FGA	Pct	3FG-3FGA	Pct	FT-FTA	Pct	Off	Def	Tot	Avg	PF	FO	A	TO	Blk	Stl
2023-24	6-0	36	6.0	5-12	.417	1-3	.333	2-4	.500	0	6	6	1.0	4	0	1	4	0	2
Ohio Valley Conference Games Only																			
Season	G-GS	Min	Avg	FG-FGA	Pct	3FG-3FGA	Pct	FT-FTA	Pct	Off	Def	Tot	Avg	PF	FO	A	TO	Blk	Stl
2023-24																			



2023-24 SOUTHEAST MISSOURI BASKETBALL NOTES

PLAYER PROFILES



5

TJ BIEL

// Guard // 6-7 // 205 // Junior

// Calgary, Alberta, Canada // Edge School // Triton College

2023-24: Averages 4.6 points and 2.4 rebounds per game in seven games...Started the first three games of the year...Finished with a season-best six rebounds at Butler (11/10), including four on the offensive end...Made his first career SEMO start at Grand Canyon (11/6)...Scored eight points and had four rebounds in 23 minutes against the Lopes...Reached double figures in the scoring column for the first time in his Southeast Missouri career with 11 points off the bench vs. Evansville (11/25).

Biel's Game-by-Game Statistics

2023-24	FG	3P	FT	O/D	REB	E	PTS	A	TO	B	S	M
at Grand Canyon*	3-7	1-4	1-2	1/3	4	0	8	1	0	0	0	24
at Butler*	1-5	0-1	0-2	4/2	6	3	2	1	0	0	1	19
Evansville*	0-0	0-0	0-1	0/2	2	3	0	0	0	0	0	8
Central Arkansas	2-6	0-3	1-1	1/2	3	1	5	2	1	1	0	18
vs. Evansville	3-6	1-4	4-4	0/0	0	3	11	0	0	1	0	16
at Chattanooga	1-3	0-0	3-4	2/0	2	1	5	0	1	0	0	17
at Kansas City	0-0	0-0	1-2	0/0	0	1	1	0	1	1	0	12
Missouri Baptist												
Harris-Stowe												
Purdue Fort Wayne												
Lindsey Wilson												
at Illinois State												
Southern Indiana												
Morehead State												
at Western Illinois												
Bethel (Tenn.)												
Lindenwood												
at Tennessee Tech												
SIU Edwardsville												
at UT Martin												
at Little Rock												
at Lindenwood												
Western Illinois												
Tennessee Tech												
Tennessee State												
at Eastern Illinois												
at SIU Edwardsville												
Little Rock												
UT Martin												
at Morehead State												
at Southern Indiana												
Totals	10-27	2-12	10-16	8/9	17	12	32	4	3	3	1	114

• - Game Started

2023-24 Season/Career-Highs

Points	11	vs. Evansville (11/25/23)
Total Rebounds	6	at Butler (11/10/23)
Offensive	4	at Butler (11/10/23)
Defensive	2	3x, last vs. Central Arkansas (11/20/23)
FG Made	3	2x, last vs. Evansville (11/25/23)
FG Attempted	7	at Grand Canyon (11/6/23)
3-Point FG Made	1	2x, last vs. Evansville (11/25/23)
3-Point FG Attempted	4	2x, last vs. Evansville (11/25/23)
FT Made	4	vs. Evansville (11/25/23)
FT Attempted	4	2x, last at Chattanooga (11/26/23)
Assists	2	vs. Central Arkansas (11/20/23)
Blocks	1	3x, last at Kansas City (11/30/23)
Steals	1	at Butler (11/10/23)
Minutes	24	at Grand Canyon (11/6/23)

Biel's Career Statistics at Southeast Missouri

Overall																			
Season	G-GS	Min	Avg	FG-FGA	Pct	3FG-3FGA	Pct	FT-FTA	Pct	Off	Def	Tot	Avg	PF	FO	A	TO	Blk	Stl
2023-24	7-3	114	16.3	10-27	.370	2-12	.167	10-16	.625	8	9	17	2.4	12	0	4	3	3	1
Ohio Valley Conference Games Only																			
Season	G-GS	Min	Avg	FG-FGA	Pct	3FG-3FGA	Pct	FT-FTA	Pct	Off	Def	Tot	Avg	PF	FO	A	TO	Blk	Stl
2023-24																			



DYLAN BRANSON

33

// Guard // 6-5 // 220 // Junior
// St. Louis, Mo. // Mehlville H.S.

2023-24: Will miss multiple weeks with a foot injury...Is likely to return in mid or late December.

Branson's Game-by-Game Statistics

2023-24	FG	3P	FT	O/D	REB	E	PTS	A	TO	B	S	M
at Grand Canyon	DNP	-	-	-	-	-	-	-	-	-	-	-
at Butler	DNP	-	-	-	-	-	-	-	-	-	-	-
Evansville	DNP	-	-	-	-	-	-	-	-	-	-	-
Central Arkansas	DNP	-	-	-	-	-	-	-	-	-	-	-
vs. Evansville	DNP	-	-	-	-	-	-	-	-	-	-	-
at Chattanooga	DNP	-	-	-	-	-	-	-	-	-	-	-
at Kansas City	DNP	-	-	-	-	-	-	-	-	-	-	-
Missouri Baptist												
Harris-Stowe												
Purdue Fort Wayne												
Lindsey Wilson												
at Illinois State												
Southern Indiana												
Morehead State												
at Western Illinois												
Bethel (Tenn.)												
Lindenwood												
at Tennessee Tech												
SIU Edwardsville												
at UT Martin												
at Little Rock												
at Lindenwood												
Western Illinois												
Tennessee Tech												
Tennessee State												
at Eastern Illinois												
at SIU Edwardsville												
Little Rock												
UT Martin												
at Morehead State												
at Southern Indiana												
Totals												

• - Game Started

2023-24 Season-Highs

Points	-
Total Rebounds	-
Offensive	-
Defensive	-
FG Made	-
FG Attempted	-
3-Point FG Made	-
3-Point FG Attempted	-
FT Made	-
FT Attempted	-
Assists	-
Blocks	-
Steals	-
Minutes	-

Career-Highs

Points	19	at Little Rock (1/7/23)
Total Rebounds	12	vs. Tennessee Tech (1/21/23)
Offensive	6	2x, last vs. Tennessee Tech (1/23/23)
Defensive	8	vs. UC Davis (11/27/22)
FG Made	7	at Little Rock (1/7/23)
FG Attempted	12	at Little Rock (1/7/23)
3-Point FG Made	4	vs. Eastern Illinois (2/16/23)
3-Point FG Attempted	6	vs. Eastern Illinois (2/16/23)
FT Made	6	vs. Southern Indiana (2/18/23)
FT Attempted	8	vs. Southern Indiana (2/18/23)
Assists	6	vs. Austin Peay (1/1/22)
Blocks	1	17x, last at Eastern Illinois (1/28/23)
Steals	4	vs. Southern Indiana (2/18/23)
Minutes	39	at Lindenwood (2/23/23)

Branson's Career Statistics at Southeast Missouri

Season	G-GS	Min	Avg	FG-FGA	Pct	3FG-3FGA	Pct	FT-FTA	Pct	Off	Def	Tot	Avg	PF	FO	A	TO	Blk	Stl	Pts	Avg
2020-21	27-2	426	15.8	27-52	.519	14-27	.519	14-15	.933	20	45	65	2.4	54	2	34	40	4	8	82	3.0
2021-22	32-25	566	17.7	29-79	.367	10-41	.244	20-31	.645	20	70	90	2.8	76	2	50	46	7	16	88	2.8
2022-23	32-27	783	24.5	76-167	.455	26-76	.342	41-58	.707	32	116	148	4.6	105	10	60	50	6	30	219	6.8
2023-24																					
Totals	91-54	1775	19.5	132-298	.443	50-144	.347	75-104	.721	72	231	303	3.3	235	14	144	136	17	54	389	4.3
Ohio Valley Conference Games Only																					
Season	G-GS	Min	Avg	FG-FGA	Pct	3FG-3FGA	Pct	FT-FTA	Pct	Off	Def	Tot	Avg	PF	FO	A	TO	Blk	Stl	Pts	Avg
2020-21	20-2	346	17.3	21-43	.488	10-21	.476	11-11	1.000	18	38	56	2.8	41	2	26	31	4	7	63	3.2
2021-22	17-17	294	17.3	15-43	.349	5-23	.217	20-28	.714	14	33	47	2.8	46	1	32	26	4	10	55	3.2
2022-23	18-17	475	26.4	52-101	.515	17-44	.386	29-41	.707	21	70	91	5.1	66	7	36	28	3	22	150	8.3
2023-24																					
Totals	55-36	1115	20.3	88-187	.471	32-88	.364	60-80	.750	53	141	194	3.5	153	10	94	85	11	39	268	4.9

OVC TOURNAMENT CHAMPIONS | 1999-2000 • 2022-2023

NCAA TOURNAMENT | 1999-2000 • 2022-2023



2023-24 SOUTHEAST MISSOURI BASKETBALL NOTES

PLAYER PROFILES



KOBE CLARK

24

// Forward // 6-6 // 180 // Junior
// St. Louis, Mo. // Vashon H.S. // Georgetown

2023-24: Leads the Redhawks with 5.7 rebounds and averages 3.7 points in three games off the bench...Returned after missing the last 17 games of the 2022-23 season with a knee injury to score seven points and lead Southeast Missouri with eight rebounds off at Grand Canyon (11/6)...Finished as SEMO's top rebounder in two games...Did not play the last four games due to a knee injury.

Clark's Game-by-Game Statistics

2023-24	FG	3P	FT	O/D	REB	E	PTS	A	TO	B	S	M
at Grand Canyon	2-4	1-2	2-5	4/4	8	0	7	0	2	0	1	20
at Butler	1-2	0-1	0-0	1/3	4	3	2	2	1	0	1	12
Evansville	1-3	0-2	0-0	2/3	5	2	2	0	1	0	0	16
Central Arkansas	DNP	-	-	-	-	-	-	-	-	-	-	-
vs. Evansville	DNP	-	-	-	-	-	-	-	-	-	-	-
at Chattanooga	DNP	-	-	-	-	-	-	-	-	-	-	-
at Kansas City	DNP	-	-	-	-	-	-	-	-	-	-	-
Missouri Baptist												
Harris-Stowe												
Purdue Fort Wayne												
Lindsey Wilson												
at Illinois State												
Southern Indiana												
Morehead State												
at Western Illinois												
Bethel (Tenn.)												
Lindenwood												
at Tennessee Tech												
SIU Edwardsville												
at UT Martin												
at Little Rock												
at Lindenwood												
Western Illinois												
Tennessee Tech												
Tennessee State												
at Eastern Illinois												
at SIU Edwardsville												
Little Rock												
UT Martin												
at Morehead State												
at Southern Indiana												
Totals	4-9	1-5	2-5	7/10	17	5	11	2	4	0	2	48

• - Game Started

2023-24 Season-Highs

Points.....	7	at Grand Canyon (11/6/23)
Total Rebounds.....	8	at Grand Canyon (11/6/23)
Offensive.....	4	at Grand Canyon (11/6/23)
Defensive.....	4	at Grand Canyon (11/6/23)
FG Made.....	2	at Grand Canyon (11/6/23)
FG Attempted.....	4	at Grand Canyon (11/6/23)
3-Point FG Made.....	1	at Grand Canyon (11/6/23)
3-Point FG Attempted.....	2	2x, last vs. Evansville (11/15/23)
FT Made.....	2	at Grand Canyon (11/6/23)
FT Attempted.....	5	at Grand Canyon (11/6/23)
Assists.....	2	at Butler (11/10/23)
Blocks.....	-	-
Steals.....	1	2x, last at Butler (11/10/23)
Minutes.....	20	at Grand Canyon (11/6/23)

Career-Highs

Points.....	13	at Evansville (11/16/22)
Total Rebounds.....	16	2x, last at Arkansas State (12/14/22)
Offensive.....	6	2x, last vs. William Woods (11/22/22)
Defensive.....	14	at Arkansas State (12/14/22)
FG Made.....	5	at Iowa (12/17/22)
FG Attempted.....	12	2x, last at Southern Indiana (12/29/22)
3-Point FG Made.....	2	3x, last at Missouri (12/4/22)
3-Point FG Attempted.....	4	5x, last vs. UT Martin (1/19/23)
FT Made.....	4	at Evansville (11/16/22)
FT Attempted.....	6	at Arkansas State (12/14/22)
Assists.....	8	at Milwaukee (11/28/22)
Blocks.....	5	vs. Boston (11/26/22)
Steals.....	5	at Milwaukee (11/28/22)
Minutes.....	38	2x, last at Arkansas State (12/14/22)

Clark's Career Statistics at Southeast Missouri

Overall

Season	G-GS	Min	Avg	FG-FGA	Pct	3FG-3FGA	Pct	FT-FTA	Pct	Off	Def	Tot	Avg	PE	FO	A	TO	Blk	Stl	Pts	Avg
2022-23	19-15	571	30.1	49-132	.371	12-48	.250	16-27	.593	47	118	165	8.7	61	1	50	36	23	28	126	6.6
2023-24	3-0	48	16.0	4-9	.444	1-5	.200	2-5	.400	7	10	17	5.7	5	0	2	4	0	2	11	3.7
Totals	22-15	619	28.1	53-141	.376	13-53	.245	18-32	.563	54	128	182	8.3	66	1	52	40	23	30	137	6.2

Ohio Valley Conference Games Only

Season	G-GS	Min	Avg	FG-FGA	Pct	3FG-3FGA	Pct	FT-FTA	Pct	Off	Def	Tot	Avg	PE	FO	A	TO	Blk	Stl	Pts	Avg
2022-23	6-3	150	25.0	11-34	.324	2-13	.154	4-10	.400	13	32	45	7.5	20	1	10	14	6	6	28	4.7
2023-24																					
Totals																					



JOSH EARLEY

21

// Forward // 6-7 // 242 // Senior

// Shawnee Mission, Kan. // Bishop Miege H.S. // Tulsa

2023-24: Scored double figures in his first career Southeast Missouri start at Grand Canyon (11/6)...Shot 5-of-6 from the field and finished with 10 points against the Lopes...Also logged 17 minutes and added a career-high four steals...Ranks third on the team in both scoring (5.7 ppg) and rebounding (3.4 rpg)...Dropped in a career-high 19 points and finished with seven boards vs. Central Arkansas (11/20)...Started all four games...Second on the team with six steals.

Earley's Game-by-Game Statistics

2023-24	FG	3P	FT	O/D	REB	E	PTS	A	TQ	B	S	M
at Grand Canyon*	5-6	0-0	0-0	0/1	1	3	10	0	2	0	4	17
at Butler*	1-5	0-0	0-2	2/2	4	0	2	0	2	0	2	20
Evansville*	2-5	0-0	0-0	2/2	4	1	4	0	4	0	0	18
Central Arkansas*	8-9	0-0	3-4	2/5	7	1	19	0	1	1	0	30
vs. Evansville*	4-5	0-0	0-0	2/3	5	0	8	0	3	0	0	16
at Chattanooga*	0-2	0-0	0-0	0/1	1	1	0	0	2	0	0	12
at Kansas City*	2-4	0-0	0-1	0/2	2	4	4	0	2	0	0	15
Missouri Baptist												
Harris-Stowe												
Purdue Fort Wayne												
Lindsey Wilson												
at Illinois State												
Southern Indiana												
Morehead State												
at Western Illinois												
Bethel (Tenn.)												
Lindenwood												
at Tennessee Tech												
SIU Edwardsville												
at UT Martin												
at Little Rock												
at Lindenwood												
Western Illinois												
Tennessee Tech												
Tennessee State												
at Eastern Illinois												
at SIU Edwardsville												
Little Rock												
UT Martin												
at Morehead State												
at Southern Indiana												
Totals	22-36	0-0	3-7	8/16	24	10	47	0	16	1	6	126

• - Game Started

2023-24 Season-Highs

Points.....	19	vs. Central Arkansas (11/20/23)
Total Rebounds.....	7	vs. Central Arkansas (11/20/23)
Offensive.....	2	4x, last vs. Evansville (11/25/23)
Defensive.....	5	vs. Central Arkansas (11/20/23)
FG Made.....	8	vs. Central Arkansas (11/20/23)
FG Attempted.....	9	vs. Central Arkansas (11/20/23)
3-Point FG Made.....	-	-
3-Point FG Attempted.....	-	-
FT Made.....	3	vs. Central Arkansas (11/20/23)
FT Attempted.....	4	vs. Central Arkansas (11/20/23)
Assists.....	-	-
Blocks.....	1	vs. Central Arkansas (11/20/23)
Steals.....	4	at Grand Canyon (11/6/23)
Minutes.....	30	vs. Central Arkansas (11/20/23)

Career-Highs

Points.....	19	vs. Central Arkansas (11/20/23)
Total Rebounds.....	13	vs. Morehead State (3/3/23)
Offensive.....	5	vs. Lyon College (11/12/22)
Defensive.....	12	vs. Morehead State (3/3/23)
FG Made.....	8	vs. Central Arkansas (11/20/23)
FG Attempted.....	12	at Evansville (11/16/22)
3-Point FG Made.....	-	-
3-Point FG Attempted.....	-	-
FT Made.....	5	2x, last vs. Little Rock (2/2/23)
FT Attempted.....	11	vs. Little Rock (2/2/23)
Assists.....	1	2x, last vs. Morehead State (3/3/23)
Blocks.....	2	2x, last vs. Morehead State (3/3/23)
Steals.....	4	at Grand Canyon (11/6/23)
Minutes.....	30	vs. Central Arkansas (11/20/23)

Earley's Career Statistics at Southeast Missouri

Overall																			
Season	G-GS	Min	Avg	FG-FGA	Pct	3FG-3FGA	Pct	FT-FTA	Pct	Off	Def	Tot	Avg	PF	EQ	A	TQ	Blk	Stl
2022-23	31-0	545	17.6	104-176	.591	0-0	.000	31-61	.508	43	116	159	5.1	49	0	2	30	7	5
2023-24	7-7	128	18.3	22-36	.611	0-0	.000	3-7	.429	8	16	24	3.4	10	0	0	16	1	6
Totals	38-7	673	17.7	126-212	.594	0-0	.000	34-68	.500	51	132	183	4.8	59	0	2	46	8	11
Ohio Valley Conference Games Only																			
Season	G-GS	Min	Avg	FG-FGA	Pct	3FG-3FGA	Pct	FT-FTA	Pct	Off	Def	Tot	Avg	PF	EQ	A	TQ	Blk	Stl
2022-23	17-0	269	15.8	51-87	.586	0-0	.000	13-29	.448	22	51	73	4.3	24	0	0	18	3	2
2023-24																			
Totals																			



2023-24 SOUTHEAST MISSOURI BASKETBALL NOTES

PLAYER PROFILES



GAVYN ELKAMIL

22

// Guard // 6-5 // 190 // Sophomore
// Pittsburg, Kan. // Link Prep Academy // Tulsa

2023-24: Played in all seven games...Is averaging 3.1 points and 2.1 rebounds per contest...Made his Southeast Missouri debut when he came off the bench to score six points on two 3-pointers at Grand Canyon (11/6)...Had two rebounds and one steal, as well...Played nine minutes at Butler (11/10)...Posted a season-best three rebounds vs. Evansville (11/15)...Scored double figures for the first time in his career when he had 11 points vs. Central Arkansas (11/20)...Knocked down three 3-pointers against the Bears...Posted a season-high four rebounds vs. Evansville (11/25).

Elkamil's Game-by-Game Statistics

2023-24	FG	3P	FT	O/D	REB	E	PTS	A	TO	B	S	M
at Grand Canyon	2-6	2-2	0-0	2/0	2	0	6	1	0	0	1	11
at Butler	0-2	0-2	0-0	0/0	0	0	0	0	0	0	0	9
Evansville	0-2	0-2	0-0	0/3	3	1	0	1	1	0	0	10
Central Arkansas	3-7	3-7	2-2	2/1	3	0	11	0	0	0	0	16
vs. Evansville	1-7	0-4	1-1	2/2	4	0	3	2	1	0	0	10
at Chattanooga	1-3	0-2	0-0	0/1	1	1	2	0	0	0	0	9
at Kansas City	0-1	0-1	0-0	1/1	2	4	0	1	0	1	0	10
Missouri Baptist												
Harris-Stowe												
Purdue Fort Wayne												
Lindsey Wilson												
at Illinois State												
Southern Indiana												
Morehead State												
at Western Illinois												
Bethel (Tenn.)												
Lindenwood												
at Tennessee Tech												
SIU Edwardsville												
at UT Martin												
at Little Rock												
at Lindenwood												
Western Illinois												
Tennessee Tech												
Tennessee State												
at Eastern Illinois												
at SIU Edwardsville												
Little Rock												
UT Martin												
at Morehead State												
at Southern Indiana												
Totals	7-28	5-20	3-3	7/8	15	6	22	5	2	1	1	75

• - Game Started

2023-24 Season/Career-Highs

Points	11	vs. Central Arkansas (11/20/23)
Total Rebounds	4	3x, last vs. Evansville (11/25/23)
Offensive	2	3x, last vs. Evansville (11/25/23)
Defensive	3	vs. Evansville (11/15/23)
FG Made	3	vs. Central Arkansas (11/20/23)
FG Attempted	7	2x, last vs. Evansville (11/25/23)
3-Point FG Made	3	vs. Central Arkansas (11/20/23)
3-Point FG Attempted	7	vs. Central Arkansas (11/20/23)
FT Made	2	vs. Central Arkansas (11/20/23)
FT Attempted	2	vs. Central Arkansas (11/20/23)
Assists	2	vs. Evansville (11/25/23)
Blocks	1	at Kansas City (11/30/23)
Steals	1	at Grand Canyon (11/6/23)
Minutes	16	vs. Central Arkansas (11/20/23)

Elkamil's Career Statistics at Southeast Missouri

Overall

Season	G-GS	Min	Avg	FG-FGA	Pct	3FG-3FGA	Pct	FT-FTA	Pct	Off	Def	Tot	Avg	PE	FO	A	TO	Blk	Stl	Pts	Avg
2023-24	7-0	75	10.7	7-28	.250	5-20	.250	3-3	1.000	7	8	15	2.1	6	0	5	2	1	1	22	3.1

Ohio Valley Conference Games Only

Season	G-GS	Min	Avg	FG-FGA	Pct	3FG-3FGA	Pct	FT-FTA	Pct	Off	Def	Tot	Avg	PE	FO	A	TO	Blk	Stl	Pts	Avg
2023-24																					



EVAN EURSHER

// Guard // 6-2 // 177 // Sophomore
// Hendersonville, Tenn. // The Webb School

2023-24: Played 13 minutes off the bench in Southeast Missouri's season-opener at Grand Canyon (11/6)...Had one rebound to go along with one assist...Scored his first points of the season at Butler (11/10)...Registered a season-high seven points and three rebounds vs. Evansville (11/15)...Averages 3.7 points and 1.7 rebounds per game...Scored double figures for the first time this season with 10 points and grabbed a career-high six rebounds vs. Central Arkansas (11/20)...Made a 3-pointer in three of his last five games.

Eursher's Game-by-Game Statistics

2023-24	FG	3P	FT	O/D	REB	E	PTS	A	TO	B	S	M
at Grand Canyon	0-3	0-1	0-0	0/1	1	2	0	1	0	0	0	14
at Butler	1-3	0-2	0-0	0/0	0	0	2	1	0	0	1	9
Evansville	2-5	1-2	2-2	0/3	3	0	7	1	2	0	0	17
Central Arkansas	3-5	2-4	2-4	1/5	6	3	10	1	2	0	0	22
vs. Evansville	1-1	0-0	0-0	0/1	1	1	2	1	0	0	0	10
at Chattanooga	2-7	1-4	0-0	0/1	1	3	5	0	1	0	1	13
at Kansas City	0-5	0-4	0-0	0/0	0	2	0	0	0	0	1	10
Missouri Baptist												
Harris-Stowe												
Purdue Fort Wayne												
Lindsey Wilson												
at Illinois State												
Southern Indiana												
Morehead State												
at Western Illinois												
Bethel (Tenn.)												
Lindenwood												
at Tennessee Tech												
SIU Edwardsville												
at UT Martin												
at Little Rock												
at Lindenwood												
Western Illinois												
Tennessee Tech												
Tennessee State												
at Eastern Illinois												
at SIU Edwardsville												
Little Rock												
UT Martin												
at Morehead State												
at Southern Indiana												
Totals	9-29	4-17	4-6	1/11	12	11	26	5	5	0	3	95

• - Game Started

2023-24 Season-Highs

Points.....	10	vs. Central Arkansas (11/20/23)
Total Rebounds.....	6	vs. Central Arkansas (11/20/23)
Offensive.....	1	vs. Central Arkansas (11/20/23)
Defensive.....	5	vs. Central Arkansas (11/20/23)
FG Made.....	3	vs. Central Arkansas (11/20/23)
FG Attempted.....	7	at Chattanooga (11/26/23)
3-Point FG Made.....	2	vs. Central Arkansas (11/20/23)
3-Point FG Attempted.....	4	2x, last at Chattanooga (11/26/23)
FT Made.....	2	2x, last vs. Central Arkansas (11/20/23)
FT Attempted.....	4	vs. Central Arkansas (11/20/23)
Assists.....	1	5x, last vs. Evansville (11/25/23)
Blocks.....	-	-
Steals.....	1	2x, last at Chattanooga (11/26/23)
Minutes.....	22	vs. Central Arkansas (11/20/23)

Career-Highs

Points.....	13	vs. Lindenwood (3/1/23)
Total Rebounds.....	6	vs. Central Arkansas (11/20/23)
Offensive.....	1	6x, last vs. Central Arkansas (11/20/23)
Defensive.....	5	vs. Central Arkansas (11/20/23)
FG Made.....	5	vs. Lindenwood (3/1/23)
FG Attempted.....	7	2x, last at Chattanooga (11/26/23)
3-Point FG Made.....	3	vs. Lindenwood (3/1/23)
3-Point FG Attempted.....	6	vs. Lyon College (11/12/22)
FT Made.....	3	vs. Southern Indiana (2/18/23)
FT Attempted.....	4	2x, last vs. Central Arkansas (11/20/23)
Assists.....	1	9x, last vs. Evansville (11/25/23)
Blocks.....	1	vs. Southern Illinois (12/21/22)
Steals.....	2	2x, last vs. UT Martin (1/19/23)
Minutes.....	23	at Tennessee State (2/9/23)

Eursher's Career Statistics at Southeast Missouri

Overall																			
Season	G-GS	Min	Avg	FG-FGA	Pct	3FG-3FGA	Pct	FT-FTA	Pct	Off	Def	Tot	Avg	PF	FO	A	TO	Blk	Stl
2022-23	25-0	213	8.5	15-45	.333	8-34	.235	9-12	.750	5	17	22	0.9	15	0	5	8	1	9
2023-24	7-0	95	13.6	9-29	.310	4-17	.235	4-6	.667	1	11	12	1.7	11	0	5	5	0	3
Totals	32-0	308	9.6	24-74	.324	12-51	.235	13-18	.722	6	28	34	1.1	26	0	10	13	1	12
Ohio Valley Conference Games Only																			
Season	G-GS	Min	Avg	FG-FGA	Pct	3FG-3FGA	Pct	FT-FTA	Pct	Off	Def	Tot	Avg	PF	FO	A	TO	Blk	Stl
2022-23	14-0	90	6.4	6-17	.353	3-13	.231	7-8	.875	2	6	8	0.6	8	0	3	3	0	4
2023-24																			
Totals																			



2023-24 SOUTHEAST MISSOURI BASKETBALL NOTES

PLAYER PROFILES



MASON HANBACK

35

// Center // 7-0 // 245 // Sophomore
// Jackson, Tenn. // Tennessee Prep

2023-24: Did not see action in two games...Played six minutes off the bench at Butler (11/10)...Scored two points in both games vs. Evansville (11/15, 11/25), at Chattanooga (11/26) and at Kansas City (11/30)...Finished with a career-high three rebounds against the Roos.

Hanback's Game-by-Game Statistics

2023-24	FG	3P	FT	O/D	REB	E	PTS	A	TO	B	S	M
at Grand Canyon	DNP	-	-	-	-	-	-	-	-	-	-	-
at Butler	0-1	0-0	0-0	0/1	1	1	0	0	0	0	0	6
Evansville	1-1	0-0	0-1	1/0	1	1	2	0	0	0	0	9
Central Arkansas	DNP	-	-	-	-	-	-	-	-	-	-	-
vs. Evansville	1-2	0-0	0-0	0/0	0	1	2	0	1	0	0	9
at Chattanooga	1-1	0-0	0-0	0/0	0	1	2	0	0	0	0	7
at Kansas City	1-1	0-0	0-0	2/1	3	3	2	0	0	1	0	11
Missouri Baptist												
Harris-Stowe												
Purdue Fort Wayne												
Lindsey Wilson												
at Illinois State												
Southern Indiana												
Morehead State												
at Western Illinois												
Bethel (Tenn.)												
Lindenwood												
at Tennessee Tech												
SIU Edwardsville												
at UT Martin												
at Little Rock												
at Lindenwood												
Western Illinois												
Tennessee Tech												
Tennessee State												
at Eastern Illinois												
at SIU Edwardsville												
Little Rock												
UT Martin												
at Morehead State												
at Southern Indiana												
Totals	4-6	0-0	0-1	3/2	5	7	8	0	1	1	0	42

• - Game Started

2023-24 Season-Highs

Points.....	2	4x, last at Kansas City (11/30/23)
Total Rebounds.....	3	at Kansas City (11/30/23)
Offensive.....	2	at Kansas City (11/30/23)
Defensive.....	1	2x, last at Kansas City (11/30/23)
FG Made.....	1	3x, last at Chattanooga (11/26/23)
FG Attempted.....	2	vs. Evansville (11/25/23)
3-Point FG Made.....	-	-
3-Point FG Attempted.....	-	-
FT Made.....	-	-
FT Attempted.....	1	vs. Evansville (11/15/23)
Assists.....	-	-
Blocks.....	1	at Kansas City (11/30/23)
Steals.....	-	-
Minutes.....	11	at Kansas City (11/30/23)

Career-Highs

Points.....	8	vs. Eastern Illinois (2/16/23)
Total Rebounds.....	3	at Kansas City (11/30/23)
Offensive.....	2	at Kansas City (11/30/23)
Defensive.....	1	5x, last at Kansas City (11/30/23)
FG Made.....	4	vs. Eastern Illinois (2/16/23)
FG Attempted.....	4	vs. Eastern Illinois (2/16/23)
3-Point FG Made.....	-	-
3-Point FG Attempted.....	-	-
FT Made.....	1	2x, last at Iowa (12/17/22)
FT Attempted.....	2	at Iowa (12/17/22)
Assists.....	-	-
Blocks.....	3	at Morehead State (1/14/23)
Steals.....	-	-
Minutes.....	13	at Morehead State (1/14/23)

Hanback's Career Statistics at Southeast Missouri

Overall

Season	G-GS	Min	Avg	FG-FGA	Pct	3FG-3FGA	Pct	FT-FTA	Pct	Off	Def	Tot	Avg	PE	FO	A	TO	Blk	Stl	Pts	Avg
2022-23	10-0	49	4.9	8-9	.889	0-0	.000	2-3	.667	0	3	3	0.3	8	0	0	2	3	0	18	1.8
2023-24	5-0	42	8.4	4-6	.667	0-0	.000	0-1	.000	3	2	5	1.0	7	0	0	1	1	0	8	1.6
Totals	15-0	91	6.1	12-15	.800	0-0	.000	2-4	.500	3	5	8	0.5	15	0	0	3	4	0	26	1.7

Ohio Valley Conference Games Only

Season	G-GS	Min	Avg	FG-FGA	Pct	3FG-3FGA	Pct	FT-FTA	Pct	Off	Def	Tot	Avg	PE	FO	A	TO	Blk	Stl	Pts	Avg
2022-23	5-0	30	6.0	6-7	.857	0-0	.000	0-0	.000	0	2	2	0.4	7	0	0	1	3	0	12	2.4
2023-24																					
Totals																					



DAVID IDADA

10

// Center // 7-0 // 250 // Sophomore
// Barendrecht, Netherlands // Golden State Prep

2023-24: Averages 2.4 points and ranks second on the team with 3.9 rebounds per game...Played all seven games off the bench...Led Southeast Missouri with two blocks in his first career Southeast Missouri appearance at Grand Canyon (11/6)...Played 10 minutes off the bench...Registered season-highs in points (6), rebounds (12) and minutes (15) at Chattanooga (11/26)...Leads the Redhawks with eight blocks.

Idada's Game-by-Game Statistics

2023-24	FG	3P	FT	O/D	REB	E	PTS	A	TO	B	S	M
at Grand Canyon	0-1	0-0	0-0	0/0	0	5	0	1	1	2	0	10
at Butler	2-2	0-0	1-3	3/2	5	2	5	0	2	1	0	14
Evansville	0-2	0-0	0-2	0/1	1	0	0	0	1	0	1	11
Central Arkansas	2-2	0-0	0-0	0/6	6	3	4	0	0	0	0	9
vs. Evansville	1-2	0-0	0-2	0/3	3	2	2	0	1	2	0	7
at Chattanooga	2-5	0-1	2-6	5/7	12	3	6	0	1	1	1	15
at Kansas City	0-2	0-0	0-2	0/0	0	1	0	0	0	2	0	10
Missouri Baptist												
Harris-Stowe												
Purdue Fort Wayne												
Lindsey Wilson												
at Illinois State												
Southern Indiana												
Morehead State												
at Western Illinois												
Bethel (Tenn.)												
Lindenwood												
at Tennessee Tech												
SIU Edwardsville												
at UT Martin												
at Little Rock												
at Lindenwood												
Western Illinois												
Tennessee Tech												
Tennessee State												
at Eastern Illinois												
at SIU Edwardsville												
Little Rock												
UT Martin												
at Morehead State												
at Southern Indiana												
Totals	7-16	0-1	3-15	8/19	27	16	17	1	6	8	2	76

• - Game Started

2023-24 Season/Career-Highs

Points	6	at Chattanooga (11/26/23)
Total Rebounds	12	at Chattanooga (11/26/23)
Offensive	5	at Chattanooga (11/26/23)
Defensive	7	at Chattanooga (11/26/23)
FG Made	2	3x, last at Chattanooga (11/26/23)
FG Attempted	5	at Chattanooga (11/26/23)
3-Point FG Made	-	-
3-Point FG Attempted	1	at Chattanooga (11/26/23)
FT Made	2	at Chattanooga (11/26/23)
FT Attempted	6	at Chattanooga (11/26/23)
Assists	1	at Grand Canyon (11/6/23)
Blocks	2	3x, last at Kansas City (11/30/23)
Steals	1	2x, last at Chattanooga (11/26/23)
Minutes	15	at Chattanooga (11/26/23)

Idada's Career Statistics at Southeast Missouri

Overall																			
Season	G-GS	Min	Avg	FG-FGA	Pct	3FG-3FGA	Pct	FT-FTA	Pct	Off	Def	Tot	Avg	PF	FO	A	TO	Blk	Stl
2023-24	7-0	76	10.9	7-16	.438	0-1	.000	3-15	.200	8	19	27	3.9	16	1	1	6	8	2
Ohio Valley Conference Games Only																			
Season	G-GS	Min	Avg	FG-FGA	Pct	3FG-3FGA	Pct	FT-FTA	Pct	Off	Def	Tot	Avg	PF	FO	A	TO	Blk	Stl
2023-24																			



2023-24 SOUTHEAST MISSOURI BASKETBALL NOTES

PLAYER PROFILES



4

ADAM LARSON

// Forward // 6-9 // 180 // Sophomore
// Fennimore, Wis. // Fennimore H.S.

2023-24: Southeast Missouri's top scorer with 9.7 points per game...Played in all seven games and started each of the last four...Pitched in a career-high 22 points and made a career-best six 3-pointers vs. Evansville (11/25)...Followed that up with a team-high 13 points at Chattanooga (11/26)...Averaged 17.5 points and made 10 three-pointers in two starts at the Coke Zero Sugar Classic (11/25-26)...Scored double figures a total of four times...Made three or more 3-pointers in four games...Ranks fourth in the Ohio Valley Conference with 17 three-pointers made.

Larson's Game-by-Game Statistics

2023-24	FG	3P	FT	O/D	REB	E	PTS	A	TO	B	S	M
at Grand Canyon	4-6	3-5	2-4	0/5	5	0	13	0	1	0	0	18
at Butler	4-7	3-5	0-0	0/2	2	2	11	0	0	1	0	14
Evansville	3-5	1-3	0-0	0/2	2	1	7	0	0	2	0	13
Central Arkansas*	0-2	0-2	0-0	2/0	2	3	0	0	1	0	0	8
vs. Evansville*	7-10	6-8	2-2	1/3	4	1	22	2	0	1	0	27
at Chattanooga*	4-8	4-6	1-2	0/3	3	2	13	0	1	0	0	23
at Kansas City*	0-4	0-2	2-2	0/3	3	1	2	0	0	0	0	21
Missouri Baptist												
Harris-Stowe												
Purdue Fort Wayne												
Lindsey Wilson												
at Illinois State												
Southern Indiana												
Morehead State												
at Western Illinois												
Bethel (Tenn.)												
Lindenwood												
at Tennessee Tech												
SIU Edwardsville												
at UT Martin												
at Little Rock												
at Lindenwood												
Western Illinois												
Tennessee Tech												
Tennessee State												
at Eastern Illinois												
at SIU Edwardsville												
Little Rock												
UT Martin												
at Morehead State												
at Southern Indiana												
Totals	22-42	17-31	7-10	3/18	21	10	68	2	3	4	0	124

• - Game Started

2023-24 Season-Highs

Points.....	22	vs. Evansville (11/25/23)
Total Rebounds.....	5	at Grand Canyon (11/6/23)
Offensive.....	2	vs. Central Arkansas (11/20/23)
Defensive.....	5	at Grand Canyon (11/6/23)
FG Made.....	7	vs. Evansville (11/25/23)
FG Attempted.....	10	vs. Evansville (11/25/23)
3-Point FG Made.....	6	vs. Evansville (11/25/23)
3-Point FG Attempted.....	8	vs. Evansville (11/25/23)
FT Made.....	2	2x, last vs. Evansville (11/25/23)
FT Attempted.....	4	at Grand Canyon (11/6/23)
Assists.....	2	vs. Evansville (11/25/23)
Blocks.....	2	vs. Evansville (11/15/23)
Steals.....	-	-
Minutes.....	27	vs. Evansville (11/25/23)

Career-Highs

Points.....	22	vs. Evansville (11/25/23)
Total Rebounds.....	5	2x, last at Grand Canyon (11/6/23)
Offensive.....	3	vs. Lyon College (11/12/22)
Defensive.....	5	2x, last at Grand Canyon (11/6/23)
FG Made.....	7	vs. Evansville (11/25/23)
FG Attempted.....	10	2x, last vs. Evansville (11/25/23)
3-Point FG Made.....	6	vs. Evansville (11/25/23)
3-Point FG Attempted.....	8	2x, last vs. Evansville (11/25/23)
FT Made.....	5	vs. William Woods (11/22/22)
FT Attempted.....	7	vs. William Woods (11/22/22)
Assists.....	2	vs. Evansville (11/25/23)
Blocks.....	3	at Eastern Illinois (1/28/23)
Steals.....	2	vs. Eastern Illinois (2/16/23)
Minutes.....	27	2x, last vs. Evansville (11/25/23)

Larson's Career Statistics at Southeast Missouri

Overall																	
Season	G-GS	Min	Avg	FG-FGA	Pct	3FG-3FGA	Pct	FT-FTA	Pct	Off	Def	Tot	Avg	PE	FO	A	TO
2022-23	34-3	455	13.4	60-134	.448	39-103	.379	15-23	.652	9	50	59	1.7	43	0	4	8
2023-24	7-4	124	17.7	22-42	.524	17-31	.548	7-10	.700	3	18	21	3.0	10	0	2	3
Totals	41-7	579	14.1	82-176	.466	56-134	.418	22-33	.667	12	68	80	2.0	53	0	6	11
Ohio Valley Conference Games Only																	
Season	G-GS	Min	Avg	FG-FGA	Pct	3FG-3FGA	Pct	FT-FTA	Pct	Off	Def	Tot	Avg	PE	FO	A	TO
2022-23	18-0	206	11.4	29-68	.426	19-53	.358	0-2	.000	3	23	26	1.4	17	0	2	5
2023-24																	
Totals																	



ROB MARTIN

// Guard // 5-10 // 160 // Sophomore

// St. Louis, Mo. // Christian Brothers H.S. // Indiana State

2023-24: Is second on the team in scoring with 7.4 points per game in seven starts at point guard...Leads the team with 24 assists and ranks fifth in the Ohio Valley Conference with 3.4 assists per game... Scored double figures for the first time in his career when he had 10 points and matched a season-high five assists at Chattanooga (11/26)...Scored nine points at Butler (11/10) and vs. Evansville (11/15 & 11/25).

Martin's Game-by-Game Statistics

2023-24	FG	3P	FT	O/D	REB	E	PTS	A	TO	B	S	M
at Grand Canyon*	1-8	1-1	0-0	2/0	2	1	3	3	1	0	2	26
at Butler*	3-13	1-3	2-2	0/2	2	4	9	5	2	0	1	32
Evansville*	3-10	2-5	1-2	1/3	4	0	9	3	3	0	0	27
Central Arkansas*	1-5	0-2	2-2	0/1	1	2	4	2	1	0	1	28
vs. Evansville*	3-7	1-3	2-3	1/1	2	3	9	4	2	0	0	31
at Chattanooga*	4-8	1-2	1-1	1/0	1	1	10	5	2	0	0	34
at Kansas City*	4-14	0-3	0-0	2/0	2	1	8	2	1	0	0	31
Missouri Baptist												
Harris-Stowe												
Purdue Fort Wayne												
Lindsey Wilson												
at Illinois State												
Southern Indiana												
Morehead State												
at Western Illinois												
Bethel (Tenn.)												
Lindenwood												
at Tennessee Tech												
SIU Edwardsville												
at UT Martin												
at Little Rock												
at Lindenwood												
Western Illinois												
Tennessee Tech												
Tennessee State												
at Eastern Illinois												
at SIU Edwardsville												
Little Rock												
UT Martin												
at Morehead State												
at Southern Indiana												
Totals	19-65	6-19	8-10	7/7	14	12	52	24	12	0	4	209

• - Game Started

2023-24 Season/Career-Highs

Points	10	at Chattanooga (11/26/23)
Total Rebounds	4	vs. Evansville (11/15/23)
Offensive	2	2x, last at Kansas City (11/30/23)
Defensive	3	vs. Evansville (11/15/23)
FG Made	4	2x, last at Kansas City (11/30/23)
FG Attempted	14	at Kansas City (11/30/23)
3-Point FG Made	2	vs. Evansville (11/15/23)
3-Point FG Attempted	5	vs. Evansville (11/15/23)
FT Made	2	3x, last vs. Evansville (11/25/23)
FT Attempted	3	vs. Evansville (11/25/23)
Assists	5	2x, last at Chattanooga (11/26/23)
Blocks	-	-
Steals	2	at Grand Canyon (11/6/23)
Minutes	34	at Chattanooga (11/26/23)

Martin's Career Statistics at Southeast Missouri

Overall																			
Season	G-GS	Min	Avg	FG-FGA	Pct	3FG-3FGA	Pct	FT-FTA	Pct	Off	Def	Tot	Avg	PF	FO	A	TO	Blk	Stl
2023-24	7-7	209	29.9	19-65	.292	6-19	.316	8-10	.800	7	7	14	2.0	12	0	24	12	0	4
Ohio Valley Conference Games Only																			
Season	G-GS	Min	Avg	FG-FGA	Pct	3FG-3FGA	Pct	FT-FTA	Pct	Off	Def	Tot	Avg	PF	FO	A	TO	Blk	Stl
2023-24																			



2023-24 SOUTHEAST MISSOURI BASKETBALL NOTES

PLAYER PROFILES



3

AQUAN SMART

// Guard // 6-3 // 175 // Junior

// Evanston, Ill. // Niles North H.S. // Florida International

2023-24: Averages 6.6 points and 3.3 rebounds per game in seven starts...Made a perfect 4-of-4 free throws and had eight points at Butler (11/10)...Scored two points, had three steals and grabbed two rebounds in his first start of the season at Grand Canyon (11/6)...Made the game-winning shot on a baseline jumper with seven seconds left to beat Central Arkansas (11/20)...Had a season-high nine points against the Bears...Pitched in a season-high 13 points at Kansas City (11/30).

Smart's Game-by-Game Statistics

2023-24	FG	3P	FT	O/D	REB	E	PTS	A	TO	B	S	M
at Grand Canyon*	1-6	0-2	0-1	0/2	2	3	2	3	5	0	0	13
at Butler*	2-9	0-2	4-4	1/2	3	2	8	0	3	0	1	25
Evansville*	3-8	1-4	0-2	0/1	1	3	7	3	3	1	0	22
Central Arkansas*	3-11	1-6	2-4	0/5	5	3	9	4	5	0	0	27
vs. Evansville*	3-7	1-3	0-0	0/2	2	4	7	1	1	0	1	26
at Chattanooga*	0-7	0-2	0-0	0/2	2	4	0	0	0	0	0	21
at Kansas City*	4-9	0-1	5-7	0/5	5	4	13	0	1	0	1	26
Missouri Baptist												
Harris-Stowe												
Purdue Fort Wayne												
Lindsey Wilson												
at Illinois State												
Southern Indiana												
Morehead State												
at Western Illinois												
Bethel (Tenn.)												
Lindenwood												
at Tennessee Tech												
SIU Edwardsville												
at UT Martin												
at Little Rock												
at Lindenwood												
Western Illinois												
Tennessee Tech												
Tennessee State												
at Eastern Illinois												
at SIU Edwardsville												
Little Rock												
UT Martin												
at Morehead State												
at Southern Indiana												
Totals	16-57	3-20	11-18	1/19	20	23	46	11	18	1	3	160

• - Game Started

2023-24 Season-Highs

Points.....	13	at Kansas City (11/30/23)
Total Rebounds.....	5	2x, last at Kansas City (11/30/23)
Offensive.....	1	at Butler (11/10/23)
Defensive.....	5	2x, last at Kansas City (11/30/23)
FG Made.....	4	at Kansas City (11/30/23)
FG Attempted.....	11	vs. Central Arkansas (11/20/23)
3-Point FG Made.....	1	3x, last vs. Evansville (11/25/23)
3-Point FG Attempted.....	6	vs. Central Arkansas (11/20/23)
FT Made.....	5	at Kansas City (11/30/23)
FT Attempted.....	7	at Kansas City (11/30/23)
Assists.....	4	vs. Central Arkansas (11/20/23)
Blocks.....	1	vs. Evansville (11/15/23)
Steals.....	1	4x, last at Kansas City (11/30/23)
Minutes.....	27	vs. Central Arkansas (11/20/23)

Career-Highs

Points.....	22	at Lindenwood (2/23/23)
Total Rebounds.....	8	at Lindenwood (2/23/23)
Offensive.....	2	3x, last at Lindenwood (2/23/23)
Defensive.....	7	vs. Little Rock (2/2/23)
FG Made.....	8	at Lindenwood (2/23/23)
FG Attempted.....	14	at Lindenwood (2/23/23)
3-Point FG Made.....	3	2x, last at Lindenwood (2/23/23)
3-Point FG Attempted.....	5	2x, last vs. Eastern Illinois (2/16/23)
FT Made.....	8	vs. Morehead State (2/11/23)
FT Attempted.....	9	vs. Eastern Illinois (2/16/23)
Assists.....	6	2x, last vs. Little Rock (2/2/23)
Blocks.....	2	vs. Tennessee Tech (1/21/23)
Steals.....	4	3x, last at Lindenwood (2/23/23)
Minutes.....	42	2x, last at Lindenwood (2/23/23)

Smart's Career Statistics at Southeast Missouri

Overall

Season	G-GS	Min	Avg	FG-FGA	Pct	3FG-3FGA	Pct	FT-FTA	Pct	Off	Def	Tot	Avg	PE	FO	A	TO	Blk	Stl	Pts	Avg
2022-23	32-25	788	24.6	74-202	.366	20-69	.290	68-92	.739	14	84	98	3.1	109	8	70	75	12	48	236	7.4
2023-24	7-7	160	22.9	16-57	.281	3-20	.150	11-18	.611	1	19	20	2.9	23	0	11	18	1	4	46	6.6
Totals	39-32	948	24.3	90-259	.347	23-89	.258	79-110	.718	15	103	118	3.0	132	8	81	93	13	52	282	7.2

Ohio Valley Conference Games Only

Season	G-GS	Min	Avg	FG-FGA	Pct	3FG-3FGA	Pct	FT-FTA	Pct	Off	Def	Tot	Avg	PE	FO	A	TO	Blk	Stl	Pts	Avg
2022-23	17-15	453	26.6	45-122	.369	10-44	.227	43-58	.741	8	52	60	3.5	58	4	40	39	7	27	143	8.4
2023-24																					
Totals																					



BRAXTON STACKER

44

// Guard // 6-5 // 185 // Sophomore

// Fairview Heights, Ill. // Cardinal Ritter H.S. // Murray State

2023-24: Is fourth on the team in scoring with 6.6 points per game in seven starts...Had nine points and five rebounds in 25 minutes at Butler (11/10)...Posted eight points and four rebounds in his first career Southeast Missouri start at Grand Canyon (11/6)...Shot 3-of-5 from the field and drained one 3-pointer...Played 20 minutes against the Lopes...Matched a season-high nine points vs. Evansville (11/15)...Is tied for second on the team with six steals.

Stacker's Game-by-Game Statistics

2023-24	FG	3P	FT	O/D	REB	E	PTS	A	TO	B	S	M
at Grand Canyon*	3-5	1-1	1-3	0/2	2	4	8	1	3	0	2	21
at Butler*	2-13	1-4	4-4	2/3	5	1	9	1	3	2	2	25
Evansville*	4-6	1-2	0-1	1/1	2	0	9	0	3	0	1	21
Central Arkansas*	1-4	0-2	0-2	0/0	0	2	2	0	2	0	1	12
vs. Evansville*	2-7	0-1	2-2	1/4	5	3	6	0	1	0	0	22
at Chattanooga*	2-7	0-1	4-5	1/1	2	3	8	1	2	1	0	18
at Kansas City*	2-7	0-2	0-0	1/6	7	3	4	0	2	1	1	24
Missouri Baptist												
Harris-Stowe												
Purdue Fort Wayne												
Lindsey Wilson												
at Illinois State												
Southern Indiana												
Morehead State												
at Western Illinois												
Bethel (Tenn.)												
Lindenwood												
at Tennessee Tech												
SIU Edwardsville												
at UT Martin												
at Little Rock												
at Lindenwood												
Western Illinois												
Tennessee Tech												
Tennessee State												
at Eastern Illinois												
at SIU Edwardsville												
Little Rock												
UT Martin												
at Morehead State												
at Southern Indiana												
Totals	16-49	3-13	11-17	6/17	23	16	46	3	16	4	7	143

• - Game Started

2023-24 Season/Career-Highs

Points	9	2x, last vs. Evansville (11/15/23)
Total Rebounds	7	at Kansas City (11/30/23)
Offensive	2	at Butler (11/10/23)
Defensive	6	at Kansas City (11/30/23)
FG Made	4	vs. Evansville (11/15/23)
FG Attempted	13	at Butler (11/10/23)
3-Point FG Made	1	3x, last vs. Evansville (11/15/23)
3-Point FG Attempted	4	at Butler (11/10/23)
FT Made	4	2x, last at Chattanooga (11/26/23)
FT Attempted	5	at Chattanooga (11/26/23)
Assists	1	3x, last at Chattanooga (11/26/23)
Blocks	2	at Butler (11/10/23)
Steals	2	2x, last at Butler (11/10/23)
Minutes	25	at Butler (11/10/23)

Stacker's Career Statistics at Southeast Missouri

Overall																			
Season	G-GS	Min	Avg	FG-FGA	Pct	3FG-3FGA	Pct	FT-FTA	Pct	Off	Def	Tot	Avg	PF	FO	A	TO	Blk	Stl
2023-24	7-7	143	20.4	16-49	.327	3-13	.231	11-17	.647	6	17	23	3.3	16	0	3	16	4	6
Ohio Valley Conference Games Only																			
Season	G-GS	Min	Avg	FG-FGA	Pct	3FG-3FGA	Pct	FT-FTA	Pct	Off	Def	Tot	Avg	PF	FO	A	TO	Blk	Stl
2023-24																			



2023-24 SOUTHEAST MISSOURI BASKETBALL NOTES

PLAYER PROFILES



BJ WARD

2

// Guard // 6-0 // 180 // Freshman
// St. Louis, Mo. // Chaminade College Prep School

2023-24: Dished out a game-high five assists off the bench in his first career NCAA Division I game at Grand Canyon (11/6)...Also had seven points and two steals against the Lopes...Did not play at Butler (11/10) due to a concussion...Scored nine points and had two steals vs. Evansville (11/15)...Leads the team with eight steals...Stands sixth on the team in scoring (6.0 ppg) and ranks second in assists (20)...Rates seventh in the Ohio Valley Conference in assists (3.3 apg) and seventh in steals (1.3 spg).

Ward's Game-by-Game Statistics

2023-24	FG	3P	FT	O/D	REB	E	PTS	A	TO	B	S	M
at Grand Canyon	3-10	1-2	0-0	0/1	1	1	7	5	0	0	2	23
at Butler	DNP	-	-	-	-	-	-	-	-	-	-	-
Evansville	4-6	1-2	0-0	0/2	2	1	9	2	0	0	2	24
Central Arkansas	2-4	0-2	2-2	0/3	3	2	6	7	1	1	1	27
vs. Evansville	0-4	0-3	2-3	1/1	2	2	2	4	3	0	0	24
at Chattanooga	2-7	1-6	0-1	1/2	3	2	5	1	2	0	3	31
at Kansas City	3-10	1-6	0-0	0/0	0	2	7	1	2	0	0	21
Missouri Baptist												
Harris-Stowe												
Purdue Fort Wayne												
Lindsey Wilson												
at Illinois State												
Southern Indiana												
Morehead State												
at Western Illinois												
Bethel (Tenn.)												
Lindenwood												
at Tennessee Tech												
SIU Edwardsville												
at UT Martin												
at Little Rock												
at Lindenwood												
Western Illinois												
Tennessee Tech												
Tennessee State												
at Eastern Illinois												
at SIU Edwardsville												
Little Rock												
UT Martin												
at Morehead State												
at Southern Indiana												
Totals	14-41	4-21	4-6	2/9	11	10	36	20	8	1	8	150

• - Game Started

2023-24 Season/Career-Highs

Points.....	9	vs. Evansville (11/15/23)
Total Rebounds.....	3	2x, last at Chattanooga (11/26/23)
Offensive.....	1	2x, last at Chattanooga (11/26/23)
Defensive.....	3	vs. Central Arkansas (11/20/23)
FG Made.....	4	vs. Evansville (11/15/23)
FG Attempted.....	10	at Grand Canyon (11/6/23)
3-Point FG Made.....	1	4x, last at Kansas City (11/30/23)
3-Point FG Attempted.....	6	2x, last at Kansas City (11/30/23)
FT Made.....	2	2x, last vs. Evansville (11/25/23)
FT Attempted.....	3	vs. Evansville (11/25/23)
Assists.....	7	vs. Central Arkansas (11/20/23)
Blocks.....	1	vs. Central Arkansas (11/20/23)
Steals.....	3	at Chattanooga (11/26/23)
Minutes.....	31	at Chattanooga (11/26/23)

Ward's Career Statistics at Southeast Missouri

Overall

Season	G-GS	Min	Avg	FG-FGA	Pct	3FG-3FGA	Pct	FT-FTA	Pct	Off	Def	Tot	Avg	PE	FO	A	TO	Blk	Stl	Pts	Avg
2023-24	6-0	150	25.0	14-41	.341	4-21	.190	4-6	.667	2	9	11	1.8	10	0	20	8	1	8	36	6.0

Ohio Valley Conference Games Only

Season	G-GS	Min	Avg	FG-FGA	Pct	3FG-3FGA	Pct	FT-FTA	Pct	Off	Def	Tot	Avg	PE	FO	A	TO	Blk	Stl	Pts	Avg
2023-24																					



Game 1

Southeast Missouri 67 Grand Canyon 88

November 6, 2023 • GCU Arena • Phoenix, Ariz.



PHOENIX

Southeast Missouri dropped its season-opener

to Western Athletic Conference member Grand Canyon University, 88-67, at GCU Arena.

Tyon Grant-Foster scored a game-high 30 points for GCU, which led the entire game.

GCU shot 23 free throws and used a 17-3 advantage at the charity stripe to key a 54-30 halftime lead.

The Lopes started out of the gate with a 14-2 run in the opening four minutes of the contest and never turned back.

Braxton Stacker's alley-oop dunk off a pass from Aquan Smart was SEMO's first points of the year and Adam Larson gave the Redhawks

a nice lift off the bench scoring 10 points in his first 11 minutes.

Larson's layup ended a stretch of 11-consecutive points by the Lopes and he later buried a pair of 3-pointers en route to reaching double-digits for the sixth time in his career.

Rob Martin's 3-pointer cut the Lopes' lead to 19 (67-48) with 9:20 left in the contest, but that was as close as the Redhawks would get.

SEMO played better in the second half, where it edged GCU, 37-34.

Larson led the Redhawks with 13 points. He shot 4-of-6 from the field with three of his makes coming from long range. Josh Earley followed with 10 points, while TJ Biel and Stacker added eight apiece.

Game 2

Southeast Missouri 56 Butler 91

November 10, 2023 • Hinkle Fieldhouse • Indianapolis, Ind.



INDIANAPOLIS

Southeast Missouri fell to Butler, 91-56, in the first meeting between the teams

at Hinkle Fieldhouse. Adam Larson scored 11 points off the bench to lead SEMO against the Bulldogs who are out of the Big East Conference.

The Redhawks fell into a big hole early once again when BU pulled ahead 15-2 in the first 2:53 of the contest. The Bulldogs drained three 3-pointers to key their early surge that ended on DJ Davis' triple with 17:06 remaining in the first half.

Hot shooting BU later opened its lead to 28-8 after scoring nine unanswered points. Evan Eurscher's pullup jumper ended a three-minute

scoreless drought for the Redhawks.

Another Bulldog run, this time 17-0, increased BU's lead to 50-12 before the Bulldogs headed into the locker room up, 55-21.

There were positives in the second half headlined by Larson who scored all of his points in seven minutes on his way to his second double-digit game of the year.

He shot 4-of-5 from the field and made all three of his 3-point attempts. Larson drove the baseline for a nice dunk, as well.

True freshman guard Marqueas Bell also added six points in the second half, where SEMO was edged by one point (36-35).

For the game, the Redhawks shot 29 percent from the field and buried five 3-pointers.



Official Basketball Box Score - Final
Southeast Mo. St. at Grand Canyon
11/06/23 GCU Arena, Phoenix
2023-24 Men's Basketball

Game Time: 7:00 PM
Game Duration: 2:00
Attendance: 7,186

Officials: Matthew Rukasin, Marcus Hicks, Levon Zakarian

Southeast Mo. St. - 67													Record: 0-1
NO.	Name	Min	FG	3P	FT	Rebounds	Fouls	TP	AS	TO	ST	Blocks	+/-
			M-A	M-A	M-A	OR DR TOT	PF					BS BA	
21	Josh Earley	17:23	5-6	0-0	0-0	0 1 1	3 2	10	0	2	4	0 0	-10
1	Rob Martin	G 26:45	1-8	1-1	0-0	2 0 2	1 2	3 3	1	2	0	0 0	-30
3	Aquan Smart	G 12:48	1-6	0-2	0-1	0 2 2	3 1	2 3	5	0	0	0 0	-18
5	TJ Biel	G 23:32	3-7	1-4	1-2	1 3 4	0 3	8	1	0	0	0 0	-23
44	Braxton Stacker	G 20:33	3-5	1-1	1-3	0 2 2	4 2	8	1	3	1	0 2	-17
10	David Idada	10:03	0-1	0-0	0-0	0 0 0	5 1	0	1	1	0	2 0	-1
11	Evan Eurscher	13:42	0-3	0-1	0-0	0 1 1	2 0	0	1	0	0	0 0	-11
4	Adam Larson	18:55	4-6	3-5	2-4	0 5 5	0 2	13	0	1	0	0 0	-10
24	Kobe Clark	20:07	2-4	1-2	2-5	4 4 8	0 4	7	0	2	1	0 0	-4
2	BJ Ward	22:14	3-10	1-2	0-0	0 1 1	1 1	7	5	0	2	0 3	6
22	Gavyn Elkamil	10:35	2-6	2-2	0-0	2 0 2	0 1	6	1	0	1	0 0	3
12	Asa Barnes	00:00	0-0	0-0	0-0	0 0 0	0 0	0	0	0	0	0 0	0
55	Marqueas Bell	03:23	1-2	1-1	0-0	0 0 0	0 0	3	0	0	0	0 1	2
Team						4 0 4	0	2					
Totals			25-64	11-21	6-15	13 19 32	19 19	67	16	17	11	2 6	-21

Technical Fouls: NONE

Grand Canyon - 88													Record: 1-0
NO.	Name	Min	FG	3P	FT	Rebounds	Fouls	TP	AS	TO	ST	Blocks	+/-
			M-A	M-A	M-A	OR DR TOT	PF					BS BA	
24	Duke Brennan	F 18:43	5-6	0-0	2-3	3 7 10	4 2	12	0	3	1	0 0	18
30	Gabe McGlothlin	F 27:38	1-4	1-4	2-2	2 3 5	2 2	5	3	4	0	1 0	14
0	Ray Harrison	G 27:24	1-9	0-2	1-3	2 3 5	1 3	3	5	3	0	0 0	26
7	Tyon Grant-Foster	G 24:42	10-15	2-5	8-11	0 4 4	2 5	30	0	2	3	2 1	33
8	Colin Moore	G 28:07	2-7	0-2	4-4	2 2 4	1 3	8	2	1	3	0 0	33
2	Sydney Curry	17:05	4-7	0-0	0-2	4 5 9	1 1	8	1	2	1	0 1	8
5	Lok Wur	16:44	1-4	1-3	0-0	0 4 4	5 1	3	0	0	0	1 0	12
33	Isaiah Shaw	21:57	4-7	3-5	2-2	0 1 1	3 2	13	0	1	1	0 0	-11
6	Malcolm Flagg	04:38	0-0	0-0	0-0	0 0 0	0 0	0	0	1	0	0 0	-9
12	Marquese Josephs	04:38	2-2	0-0	0-0	0 0 0	0 0	4	0	1	0	0 0	-9
1	Derrick Michael Xzavierro	04:12	1-1	0-0	0-0	1 1 2	0 0	2	0	0	0	0 0	-5
21	Noah Amenhauser	04:12	0-0	0-0	0-0	0 0 0	0 0	0	0	0	1	0 0	-5
Team						1 3 4	0	0					
Totals			31-62	7-21	19-27	15 33 48	19 19	88	11	17	9	6 2	21

Technical Fouls: NONE

		SEMO	GCU
Biggest lead		0 (1 st 20:00)	30 (2 nd 5:00)
Best Scoring Run		9 (2 nd 2:58)	11 (1 st 16:09)
Lead Changes		0	0
Times Tied		0	0
Time with Lead		00:00	39:52
		Points from Turnovers	SEMO 15 GCU 24
		Paint	SEMO 26 GCU 46
		Second Chance	SEMO 10 GCU 17
		Fast Breaks	SEMO 10 GCU 18
		Bench	SEMO 36 GCU 30
		Period by Period Scoring	
		1st 2nd TOT	SEMO 30 37 67
			GCU 54 34 88



Official Basketball Box Score - Final
Southeast Mo. St. at Butler
11/10/23 Hinkle Fieldhouse, Indianapolis, IN
2023-24 Men's Basketball

Game Time: 8:30 PM
Game Duration: 1:59
Attendance: 7,072

Officials: Pat Driscoll, Lamar Simpson, Nick Terry

Southeast Mo. St. - 56													Record: 0-2
NO.	Name	Min	FG	3P	FT	Rebounds	Fouls	TP	AS	TO	ST	Blocks	+/-
			M-A	M-A	M-A	OR DR TOT	PF					BS BA	
21	Josh Earley	F 20:19	1-5	0-0	0-2	2 2 4	0 2	2	0	2	0	2 0	1
1	Rob Martin	G 32:32	3-13	1-3	2-2	0 2 2	4 1	9	5	2	1	0 1	-30
3	Aquan Smart	G 24:09	2-9	0-2	4-4	1 2 3	2 4	8	0	3	1	0 1	-31
5	TJ Biel	G 18:24	1-5	0-1	0-2	4 2 6	3 2	2	1	0	1	0 0	-20
44	Braxton Stacker	G 25:16	2-13	1-4	4-4	2 3 5	1 4	9	1	3	2	2 1	-19
10	David Idada	13:23	2-2	0-0	1-3	3 2 5	2 2	5	0	2	0	1 0	-14
24	Kobe Clark	12:11	1-2	0-1	0-0	1 3 4	3 0	2	2	1	1	0 0	0
4	Adam Larson	14:17	4-7	3-5	0-0	0 2 2	2 0	11	0	0	0	1 1	-21
11	Evan Eurscher	09:28	1-3	0-2	0-0	0 0 0	0 0	1	2	1	0	1 0	-15
22	Gavyn Elkamil	08:34	0-2	0-2	0-0	0 0 0	0 0	0	0	0	0	0 0	-5
55	Marqueas Bell	15:09	3-7	0-1	0-0	0 3 3	2 0	6	1	2	0	0 1	1
35	Mason Harbuck	06:18	0-1	0-0	0-0	0 1 1	1 0	0	0	0	0	0 1	1
Team						0 1 1	0	0					
Totals			20-69	5-21	11-17	13 23 36	20 16	56	11	15	9	4 7	-35

Technical Fouls: Smart 1st 12:24

Butler - 91													Record: 2-0
NO.	Name	Min	FG	3P	FT	Rebounds	Fouls	TP	AS	TO	ST	Blocks	+/-
			M-A	M-A	M-A	OR DR TOT	PF					BS BA	
1	Jalen Thomas	C 13:31	2-4	0-0	0-0	1 8 9	1 1	4	0	0	1	1 0	16
4	DJ Davis	G 21:17	1-3	1-2	10-10	0 2 2	3 5	13	0	4	1	0 0	26
5	Posh Alexander	G 20:18	5-8	3-4	2-2	0 3 3	2 1	15	2	1	2	0 0	14
11	Jahmyl Telfort	G 20:58	4-9	0-2	4-4	0 2 2	0 2	12	2	0	2	1 0	31
21	Pierre Brooks	G 25:15	5-12	2-6	2-4	1 4 5	2 2	14	3	0	1	1 1	28
23	Andre Soreen	11:51	1-1	0-0	4-4	3 5 8	2 2	6	0	3	0	0 0	9
13	Finley Bizjack	25:01	2-8	1-5	1-2	1 0 1	0 2	6	5	0	0	1 2	10
14	Landon Moore	23:25	1-3	1-2	2-6	0 4 4	2 3	5	0	3	0	0 1	27
22	Connor Turnbull	19:36	1-3	0-2	0-0	0 5 5	2 0	2	1	1	0	2 3	0
33	Boden Kapkie	13:39	5-6	0-1	1-2	1 5 6	2 1	11	1	1	0	0 0	13
3	Ethan McComb	03:11	1-1	1-1	0-0	0 0 0	0 0	0	3	0	0	0 0	0
2	Artemios Gavallas	00:59	0-0	0-0	0-0	0 0 0	0 0	0	0	0	0	0 0	-3
35	John-Michael Mulloy	00:59	0-0	0-0	0-0	0 0 0	0 0	0	1	1	0	0 0	-3
Team						1 1 2	0	0					
Totals			28-58	9-25	26-34	8 39 47	16 19	91	15	13	9	7 4	35

Technical Fouls: NONE

		SEMO	BU
Biggest lead		0 (1 st 20:00)	40 (2 nd 1:31)
Best Scoring Run		7 (1 st 2:10)	17 (1 st 4:48)
Lead Changes		0	0
Times Tied		1	0
Time with Lead		00:00	39:36
		Points from Turnovers	SEMO 15 BU 20
		Paint	SEMO 22 BU 36
		Second Chance	SEMO 2 BU 11
		Fast Breaks	SEMO 14 BU 18
		Bench	SEMO 26 BU 33
		Period by Period Scoring	
		1st 2nd TOT	SEMO 21 35 56
			BU 55 36 91



Game 5

Southeast Missouri 74 Coke Zero Sugar Classic
Evansville 93

November 25, 2023 • McKenzie Arena • Chattanooga, Tenn.



**CHATTANOOGA,
Tenn.**

Adam Larson
dropped in a
career-high 22

points with a career-best six 3-pointers and Southeast Missouri put together a strong second half in a 93-74 loss to Evansville Saturday at the Coke Zero Sugar Classic.

SEMO, which met UE for the second time in 10 days, outscored the Purple Aces, 45-42, in the game's final 20 minutes.

Larson scored 11 points and made three 3-pointers in both halves en route to his team-high third double-digit game this season. It was his second-straight start after coming off the bench in each of SEMO's first three contests.

Down, 51-29, at halftime, the Redhawks were on fire to start the second half.

Rob Martin and Aquan Smart both buried a 3-pointer to jumpstart a 10-2 run and SEMO quickly got within 14 (53-39) when Martin scored again on a layup in just under two minutes.

The Redhawks made nine of their first 10 field goals, four of their first five 3-pointers and used a 20-8 surge to cut UE's lead to single digits (62-54). Smart's pullup jumper capped the run with 13:40 remaining.

UE, however, countered with a 9-0 run to take a 71-54 lead at the 11:34 mark and SEMO never got any closer than 12 after that.

Game 6

Southeast Missouri 56 Coke Zero Sugar Classic
Chattanooga 72

November 26, 2023 • McKenzie Arena • Chattanooga, Tenn.



**CHATTANOOGA,
Tenn.**

Adam Larson scored 13 points to lead Southeast

Missouri, which wrapped up the Coke Zero Sugar Classic with a 72-56 loss to Chattanooga at McKenzie Arena.

Larson closed out his impressive weekend with a combined 35 points (17.5 ppg) and 10 three-pointers made in two starts during the multi-team event.

A cold start put SEMO behind early against the Southern Conference's top defense.

The Redhawks went scoreless for the opening 4:53 of play missing their first seven field goals along the way. Trailing, 11-0, SEMO ended its

drought when David Idada rebounded his own miss and scored with 15:07 remaining in the first half.

SEMO settled down and responded with a 10-3 surge. BJ Ward and Evan Eursher both drained a 3-pointer with Eursher's cutting UTC's lead to 14-10 ahead of a media timeout.

The Redhawks managed to close UTC's lead to seven with the help of a 3-pointer by Larson and reverse layup by Rob Martin. Martin's basket narrowed the Mocs margin to 47-40 with 13:33 remaining in the second half.

That was as close as SEMO would get as UTC followed with an 11-2 jaunt finish off its victory.



Official Basketball Box Score - Final
Southeast Mo. St. at Evansville
 11/25/23 McKenzie Arena, Chattanooga
 2023-24 Men's Basketball

Game Time: 2:00 PM
Game Duration: 1:50
Attendance: 2,163

Southeast Mo. St. - 74			Record: 1-4																
NO.	Name	Min	FG		3P	FT	Rebounds		Fouls		TP	AS	TO	Blocks			Shooting By Period		
			M-A	M-A			O	R	O	PF				FT	BS		BA	1 st FG	2 nd FG
4	Adam Larson	F 27:17	7-10	6-8	2-2	1	3	4	1	1	22	2	0	0	0	0	-15	1 st FG% 9-24 37.5%	
21	Josh Earley	F 16:17	4-5	0-0	0	2	3	5	0	0	8	0	3	0	0	0	-4	3PT% 3-10 30.0%	
1	Rob Martin	G 30:38	3-7	1-3	2-3	1	1	2	3	3	9	4	2	0	0	0	-17	FT% 8-12 66.7%	
3	Aquan Smart	G 25:21	3-7	1-3	0-0	0	2	2	4	0	7	1	1	1	0	1	-3	2 nd FG% 17-34 50.0%	
44	Braxton Stacker	G 22:35	2-7	0-1	2-2	1	4	5	3	6	6	0	1	0	0	0	2	3PT% 6-16 37.5%	
10	David Idada	07:29	1-2	0-0	0-2	0	3	3	2	2	2	0	1	0	2	1	-2	FT% 5-5 100%	
2	BJ Ward	23:56	0-4	0-3	2-3	1	1	2	2	2	4	4	3	0	0	0	-16	GM FG% 26-58 44.8%	
5	TJ Bell	15:10	3-6	1-4	4-4	0	0	0	3	3	1	0	0	0	1	0	-11	3PT% 9-26 34.6%	
11	David Eversh	10:45	1-1	0-0	0-0	0	0	0	1	0	1	0	0	0	0	0	-1	FT% 13-17 76.5%	
26	Monae Hancock	09:22	1-2	0-0	0-0	0	0	0	0	1	0	2	0	0	0	0	-13	Dead Ball Rebounds: 1.0	
22	Gavyn Ekamal	09:34	1-7	0-4	1-1	2	2	4	0	1	3	2	1	0	0	2	1		
55	Marques Bell	01:36	0-0	0-0	0-0	0	0	0	0	0	0	0	1	0	0	0	-2		
Team							1	2	3		0								
Totals			26-58	9-26	13-17	9	22	31	20	18	74	14	14	1	4	4	-19		

Evansville - 93				Record: 6-0														
NO. NAME	Min	FG M-A	3P M-A	FT M-A	Rebounds O R OR TOT	Fouls PF F	TP	AS	ST	Blocks BS BA	+/-	Shooting By Period						
10 Yacine Tourni	14:29	3-5	0-0	1-2	0	5	3	1	1	0	0	6	1st FG% 22.36 61.1%					
13 Ben Hurnrichow	37:09	11-13	3-5	2-2	2	4	6	3	27	2	0	1	3PT% 4.7 57.1%					
2 Antonio Thomas	30:53	2-5	0-0	3-4	0	4	4	2	2	2	2	0	FT% 3.7 42.9%					
3 Cameron Haffner	17:01	0-3	0-2	0-0	2	1	3	2	0	0	0	0	2nd FG% 13.26 50.0%					
20 Kenny Strawbridge	17:59	6-11	0-1	5-7	1	0	1	1	4	17	2	0	3PT% 0-5 0.0%					
1 Tanner Cuff	29:46	2-7	0-0	3-5	3	7	7	2	4	5	0	3	FT% 16.22 72.7%					
11 Joshua Hughes	28:22	8-12	0-1	5-8	3	3	6	1	5	21	3	0	GM FG% 35.62 56.5%					
00 Gage Bobe	05:19	0-1	0-1	0-0	0	1	1	2	0	0	0	0	3PT% 4.12 33.3%					
4 Chuck Bailey III	19:02	3-5	1-2	0-1	0	1	1	4	1	1	3	2	FT% 19.29 65.5%					
Team					1	0	1		0				Dead Ball Rebounds: 6.0					
Totals		35-62	4-12	19-29	9	26	35	18	93	17	6	9	4	19				

	SEM	EVA	Period by Period Scoring						
Biggest lead	0 (1 st 20:00)	27 (1 st 1:28)	Points from Turnovers	SEM	EVA	1st	2nd	TOT	
Best Scoring Run	11 (2 nd 9:27)	9 (1 st 5:19)	Paint	24	60	SEM	29	45	74
Lead Changes			Second Chance	3	10		EVA	51	42
Times Tied	0		Fast Breaks	4	8				
Time with Lead	00:00	39:47	Bench	22	35				



Official Basketball Box Score - Final
Southeast Mo. St. at Chattanooga
 11/26/23 McKenzie Arena, Chattanooga
 Coke Zero Sugar Classic

Game Time: 2:00 PM
Game Duration: 1:58
Attendance: 2,907

Southeast Mo. St. - 56			Record: 1-5										Shooting By Period									
NO.	Name	Min	FG M-A	3P M-A	FT M-A	Rebounds OR DR	Fouls PF FT	TS	AP	ST	Blocks BS BA	O-R	1st FG	2nd FG	3rd FG	GM FG	FT	Dead Ball				
4	Adam Larson	F 22:14	4-8	4-6	1-2	0 3	2 1	13	0	1	0	0	1st FG	8-30	26.7%							
21	Josh Earley	F 12:22	0-2	0-0	0-0	1 1	1 0	0	0	2	0	0	3PT	4-15	26.7%							
1	Rob Martin	G 34:03	4-8	1-2	1-1	0 1	1 3	10	5	2	0	0	FT	5-8	62.5%							
3	Aquan Smart	G 20:21	0-7	0-2	0-0	2 2	4 0	0	0	0	1	0	2nd FG	11-28	39.3%							
44	Braxton Stacker	G 17:52	2-7	0-1	4-5	1 1	3 4	8	1	2	0	1	3PT	3-9	33.3%							
5	TJ Biel	16:46	1-3	0-0	3-4	2 0	2 1	2	5	0	1	0	FT	6-11	54.5%							
10	David Idola	15:25	2-5	0-1	2-6	5 7	12 3	5	6	0	1	1	GM FG	19-58	32.8%							
2	BJ Ward	30:57	2-7	1-6	0-1	1 2	3 4	5	1	2	3	0	FT	7-24	29.2%							
11	Kevin Eurscher	13:04	2-7	1-4	0-0	0 3	1 1	5	0	0	0	0	FT	11-19	57.9%							
22	Gavyn Hamik	07:44	-1	0	0	0	0	2	0	0	0	0	Dead Ball	Rebounds: 2.0								
22	Gavyn Ekim	08:42	1-3	0-2	0-0	0 1	1 0	2	0	0	0	0										
Team						1 0	1 0	0	0	0												
Totals			19-58	7-24	11-19	11 18	29 22	20	56	7	12	6	2	4	-16							
Technical Fouls: None																						

Chattanooga - 72				Record: 5-1														
NO.	NAME	Min	FG M-A	3P M-A	FT M-A	Rebounds OR DR	Fouls PF FT	TP	AS	TO	ST	Blocks BS BA	+/-	Shooting By Period				
4	Sam Alexis	F 26:59	7-10	2-4	2-4	2	7	9	4	2	18	2	3	0	1	20		
10	Tyler Miller	F 26:20	0-3	0-1	4-4	3	5	8	4	3	4	1	2	0	1	19		
25	Jan Zidek	F 19:30	4-6	1-2	7-10	1	4	5	3	7	16	2	0	0	1	5		
3	Honor Huff	G 31:41	6-13	3-6	3-3	0	3	3	1	2	18	2	2	0	0	10		
77	Myles Che	G 24:59	4-5	0-0	3-4	0	3	3	3	5	11	3	2	2	0	27		
0	Noah Melson	06:56	0-1	0-1	0-0	0	0	0	0	0	0	0	0	0	0	4		
22	Anthony Davis	12:31	1-3	0-1	0-0	2	5	7	2	3	2	2	2	0	0	1		
34	Randy Bradley	21:51	1-1	0-0	1-5	2	0	7	2	3	3	1	1	0	0	2		
11	Rudy Fitzgibbons III	17:14	0-2	0-0	0-0	0	3	3	2	0	0	1	1	0	0	-1		
5	Sean Cusano	06:41	0-0	0-0	0-0	0	1	1	0	0	0	0	0	1	0	6		
Total						2		1		3		0						
5 Seals						23:44		6:16		20:30		9		34		43		
						20		22		72		12		16		4		
						4		2		16								
						1st FG%		10-22		45.5%								
						3PT%		4-11		36.4%								
						FT%		11-19		57.9%								
						2nd FG%		13-22		59.1%								
						3PT%		2-5		40.0%								
						FT%		9-11		81.8%								
						GM FG%		23-44		52.3%								
						3PT%		6-16		37.5%								
						FT%		20-30		66.7%								
						Dead Ball Rebounds:		4										

	SEMO	CHATT	Points from Turnovers		Period by Period Scoring				
			SEMO	CHATT					
Biggest lead	0 (1 st 20.00)	19 (2 nd 0:57)	Paint	22	26	SEMO	25	31	56
Best Scoring Run	7 (1 st 13:37)	12 (1 st 15:25)	Second Chance	8	8				
Lead Changes			Fast Breaks	3	0	CHATT	35	37	72
Times Tied	0		Bench	25	5				
Time with Lead	00:00	38:47							



2023-24 SOUTHEAST MISSOURI BASKETBALL NOTES

GAME SUMMARIES

Game
7

Southeast Missouri 44 Kansas City 74

November 30, 2023 • Swinney Center • Kansas City, Mo.



KANSAS CITY, MO.

Southeast Missouri scored a season-low 44 points in a 74-44 loss to Kansas City at the Swinney Center.

SEMO, which led for only 20 seconds of the game, scored 17 points in the opening 20 minutes of play. The Redhawks did not score for the final 4:55 of the first half and trailed, 38-17, at the intermission.

Aquan Smart's turnaround jumper put SEMO ahead, 8-6, early on before KC went on a 14-2 run to get a double-digit advantage at 20-10 with 11:54 to play.

Mason Hanback's layup narrowed the Roos' lead to 26-17 at the 4:55 mark for SEMO's last points of the first half. The Redhawks went 0-of-8

from the field and missed two free throws in that stretch.

KC led by as many as 31 points with 2:28 left before ending its five-game losing streak with its third victory of the season.

Smart scored 13 points to lead SEMO which shot 28.8 percent (17-of-59) from the field. The Redhawks made just one 3-pointer going 1-of-19 from beyond the arc. BJ Ward made SEMO's lone 3-pointer.

Jamar Brown led KC with 19 points and Cameron Faas followed with 16 points and nine rebounds. The Roos outrebounded the Redhawks 52-31 and pulled down 15 offensive boards, as well.



Official Basketball Box Score - Final
Southeast Mo. St. at Kansas City
11/30/23 Swinney Center, Kansas City
2023-24 Men's Basketball

Game Time: 7:00 PM
Game Duration: 2:02
Attendance: 1,297

Officials: Shane Stagg, Jim Bruno, Michael Kitz

Southeast Mo. St. - 44

Record: 1-6

NO.	Name	Min	FG	3P	FT	Rebounds	Fouls	TP	AS	TO	ST	Blocks	+/-
			M-A	M-A	M-A	OR DR TOT	PF PD					BS BA	
4	Adam Larson	21:27	0-4	0-2	2-2	0 3 3	1 1	2	0	0	0	0	-6
21	Josh Earley	F 15:21	2-4	0-0	0-1	0 2 2	4 1	4	0	2	0	0	-4
1	Rob Martin	G 31:51	4-14	0-3	0-0	2 0 2	1 2	8	2	1	0	1	-21
3	Aquan Smart	G 25:14	4-9	0-1	5-7	0 5 5	4 4	13	0	1	1	0	-12
44	Braxton Stacker	G 23:46	2-7	0-2	0-0	1 6 7	3 3	4	0	2	1	1	-10
5	TJ Biel	12:00	0-0	0-0	1-2	0 0 0	1 1	1	0	1	0	1	-25
11	Evan Eursher	09:56	0-5	0-4	0-0	0 0 0	2 0	0	0	0	1	0	-11
2	BJ Ward	20:57	3-10	1-6	0-0	0 0 0	2 1	7	1	2	0	0	-24
10	David Idada	10:19	0-2	0-0	0-2	0 0 0	1 3	0	0	0	0	2	-16
22	Gavyn Elkamil	09:49	0-1	0-1	0-0	1 1 2	4 1	0	1	0	0	1	-12
55	Marqueas Bell	09:07	1-2	0-0	1-2	0 1 1	2 1	3	0	1	1	0	-3
35	Mason Hanback	10:13	1-1	0-0	0-0	2 1 3	3 2	2	0	0	0	1	-6
Team						2 4 6		0		0			
Totals			17-59	1-19	9-16	8 23 31	28 20	44	4	10	4	6	-30

Technical Fouls: NONE

Shooting By Period			
1st FG%	8-29	27.6%	
3PT%	1-9	11.1%	
FT%	0-2	0%	
2nd FG%	9-30	30.0%	
3PT%	0-10	0.0%	
FT%	9-14	64.3%	
GM FG%	17-59	28.8%	
3PT%	1-19	5.3%	
FT%	9-16	56.3%	

Dead Ball Rebounds: 4, 1

Kansas City - 74

Record: 3-5

NO.	Name	Min	FG	3P	FT	Rebounds	Fouls	TP	AS	TO	ST	Blocks	+/-
			M-A	M-A	M-A	OR DR TOT	PF PD					BS BA	
23	Allen David Mukoba	F 17:33	4-9	0-0	1-3	2 3 5	3 5	9	1	2	0	2	8
0	Artese Stapleton	G 11:03	0-1	0-1	0-0	0 2 2	1 0	0	1	0	0	0	7
5	Jamar Brown	G 31:07	7-9	1-2	4-5	0 6 6	3 3	19	1	2	3	0	22
11	Anderson Kopp	G 23:53	1-3	0-0	7-10	1 7 8	2 6	9	1	2	0	0	14
30	Cameron Faas	G 33:54	7-13	2-5	0-1	4 5 9	2 3	16	3	1	0	0	27
13	Khrisition Courseault	26:29	1-6	0-2	1-3	0 1 1	1 3	3	2	1	0	0	2
20	Melvyn Ebongoli	10:36	2-5	0-0	0-4	4 3 7	1 4	4	1	0	0	0	18
2	Babacar Diallo	16:27	3-6	1-2	2-3	0 4 4	2 2	9	0	1	1	0	11
32	Jeff Ngandu	07:30	0-3	0-0	0-0	1 2 3	2 0	0	0	1	0	1	2
1	Jayson Petty	11:21	2-3	1-2	0-0	0 3 3	2 2	5	0	0	0	1	15
12	Promise Idiaru	05:49	0-0	0-0	0-0	1 0 1	1 0	0	2	0	0	0	4
14	Cole Glasgow	02:28	0-0	0-0	0-0	0 0 0	0 0	0	0	0	0	0	-1
25	Tyler Andrews	01:50	0-0	0-0	0-0	0 0 0	0 0	0	0	1	0	0	-1
Team						2 1 3		0		2			
Totals			27-58	5-14	15-29	15 37 52	20 28	74	12	13	4	4	30

Technical Fouls: NONE

Shooting By Period			
1st FG%	15-32	46.9%	
3PT%	3-10	30.0%	
FT%	5-12	41.7%	
2nd FG%	12-26	46.2%	
3PT%	2-4	50.0%	
FT%	10-17	58.8%	
GM FG%	27-58	46.6%	
3PT%	5-14	35.7%	
FT%	15-29	51.7%	

Dead Ball Rebounds: 6, 0

	SEMO	Roos			
Biggest lead	2 (1 st 17:01)	31 (2 nd 2:28)			
Best Scoring Run	6 (1 st 17:01)	12 (1 st 0:50)			
Lead Changes	2				
Times Tied	2				
Time with Lead	00:20	37:17			
Points from Turnovers	9	13			
Paint	28	40			
Second Chance	7	17			
Fast Breaks	6	4			
Bench	13	21			
Period by Period Scoring					
			1st	2nd	TOT
SEMO	17	27	44		
Roos	38	36	74		