



**OVC CHAMPS NCAA TOURNEY**  
 1999-2000 1999-2000  
 2022-2023 2022-2023

Jeff Honza, Associate Director of Athletics for Strategic Communications  
 Office: (573) 651-2933 | Cell: (618) 528-1145  
 Email: jhonza@semo.edu, redhawk1@me.com

## SCHEDULE

### November (1-6)

6	at Grand Canyon	ESPN+	L, 67-88
10	at Butler	FS2	L, 56-91
15	Evansville	ESPN+	L, 57-76
20	Central Arkansas	ESPN+	W, 70-68
25	vs. Evansville		L, 74-93
26	at Chattanooga	ESPN+	L, 56-72
30	at Kansas City	SUMMIT LEAGUE NETWORK	L, 44-74

### December (2-1, 0-0 OVC)

3	Missouri Baptist	ESPN+	W, 84-56
6	Harris-Stowe	ESPN+	W, 95-45
9	at Purdue Fort Wayne	ESPN+	L, 80-89
17	Lindsey Wilson College	ESPN+	3 p.m.
21	at Illinois State	ESPN+	7 p.m.
29	Southern Indiana	ESPN+	7:30 p.m.
31	Morehead State	ESPN+	3:15 p.m.

### January (0-0, 0-0 OVC)

4	at Western Illinois	ESPN+	7:30 p.m.
6	Bethel (Tenn.)	ESPN+	3 p.m.
11	Lindenwood	ESPN+	7:30 p.m.
13	at Tennessee Tech	ESPN+	3 p.m.
20	SIU Edwardsville	ESPN+	3:45 p.m.
25	at UT Martin	ESPN+	7:30 p.m.
27	at Little Rock	ESPN+	3 p.m.
30	at Lindenwood	ESPN+	7:30 p.m.

### February (0-0, 0-0 OVC)

3	Western Illinois* (Hall of Fame)	ESPN+	3:45 p.m.
8	Tennessee Tech*	ESPN+	7:30 p.m.
10	Tennessee State*	ESPN+	3:45 p.m.
15	at Eastern Illinois*	ESPN+	7:30 p.m.
17	at SIU Edwardsville*	ESPN+	3:30 p.m.
22	Little Rock*	ESPN+	7:30 p.m.
24	UT Martin*	ESPN+	3:45 p.m.
29	at Morehead State*	ESPN+	6 p.m.

### March (0-0, 0-0 OVC)

2	at Southern Indiana*	ESPN+	7:30 p.m.
6	OVC Tournament	First Round	Evansville, Ind.
7	OVC Tournament	Quarterfinals	Evansville, Ind.
8	OVC Tournament	Semifinals	Evansville, Ind.
9	OVC Tournament	Championship	Evansville, Ind.

All games broadcast live on the radio at Real Rock 99.3 FM. All times Central and Subject to Change; Home Games in **Bold**; \* - Denotes OVC Game  
 ! - Coke Zero Sugar Classic (Chattanooga, Tenn.)



**Southeast Missouri or SEMO**

is the preferred reference for Southeast Missouri State University athletic teams. Southeastern Missouri State is **NOT** an acceptable reference.



## GAME 11 // LINDSEY WILSON vs. SOUTHEAST MISSOURI

Dec. 17 // 3 p.m., CT // Show Me Center (7,000) // Cape Girardeau, Mo. // Series: First Meeting  
 Listen: Real Rock 99.3 FM // Video: ESPN+ // Live Stats: SEMORedhawks.com // X (formerly Twitter): @SEMOMBB



**6-6**  
 0-0 MSC



**3-7**  
 0-0 OVC

### LINDSEY WILSON BLUE RAIDERS

Head Coach ..... Chris Starks  
 Career Record (Yrs.) ..... 33-59 (4)  
 Record at LWC (Yrs.) ..... 33-59 (4)  
 Mid-South Conference Record ..... 13-48

### SEMO REDHAWKS

Head Coach ..... Brad Korn  
 Career Record (Yrs.) ..... 47-58 (4)  
 Record at SEMO (Yrs.) ..... 47-58 (4)  
 OVC Record ..... 27-28

### // Redhawks Host Lindsey Wilson

Southeast Missouri (3-7) returns home to host NAIA member Lindsay Wilson College (6-6) Sunday. Tip-off is set for 3 p.m., CT at the Show Me Center.

### // Follow the Redhawks

Fans can listen live on the radio at Real Rock 99.3 FM. Erik Sean will be on the call. Video can be accessed online at ESPN+. Live stats are available at SEMORedhawks.com. Updates will be provided on X (formerly Twitter) @SEMOMBB.

### // Series History

Southeast Missouri and Lindsey Wilson College meet for the first time in 2023-24. LWC is an NAIA school and member of the Mid-South Conference. It is located in Columbia, Kentucky, a four hour and 37 minute drive from Cape Girardeau.

### // Against Non-Division I

Lindsey Wilson marks the third non-Division I opponent the Redhawks face this month. Southeast Missouri beat Missouri Baptist, 84-56, on Dec. 3 and Harris-Stowe, 95-45, on Dec. 6. SEMO is on a 35-game winning streak against non-Division I schools.

### // Finals Week Break

Southeast Missouri is back in action after an eight-day layoff. SEMO had final exams last week after last playing at Purdue Fort Wayne (Dec. 9).

### // Home Winning Streak

The Redhawks carry a three-game home winning streak into Sunday's matinee with Lindsey Wilson College. Southeast Missouri is 3-1 at the Show Me Center this season with victories over Central Arkansas (70-68, Nov. 20), Missouri Baptist (84-56, Dec. 3) and Harris-Stowe (95-45, Dec. 6).

### // Two One Game Before Christmas

After its matchup with Lindsey Wilson, Southeast Missouri will play one more game before the Christmas holiday. SEMO travels to Missouri Valley Conference member Illinois State on Dec. 21. That game will be the Redhawks final contest before the start of Ohio Valley Conference play.

### // Martin Tabbed OVC Newcomer of the Week

Point guard Martin was named Ohio Valley Conference Newcomer of the Week for the first time in his career on Dec. 11. Martin averaged 20.5 points, 4.5 rebounds and five assists in two starts. He shot 69.6

FOLLOW THE REDHAWKS AT **SEMOREDHAWKS.COM**



## 2023-24 SOUTHEAST MISSOURI BASKETBALL NOTES

### LINDSEY WILSON COLLEGE // DEC. 17

percent (16-of-23) from the field, 55.6 percent (5-of-9) from 3-point range and did not miss a free throw (4-of-4). He scored 19 points in the Redhawks 50-point win over Harris-Stowe (Dec. 6) and followed that up with a season-high 22 points at Horizon League leader Purdue Fort Wayne (Dec. 9).

#### // Branson Cleared to Play

Southeast Missouri guard Dylan Branson will be available for Sunday's game against Lindsey Wilson College. Branson missed SEMO's first 10 games with a foot injury. He is expected to see his first action of the 2023-24 season.

#### // Biel Emerges

Junior TJ Biel scored double figures in two of his last three games off the bench. Biel notched season-highs in points (23) and rebounds (9) at Purdue Fort Wayne (Dec. 9). He shot 8-of-11 from the field and made 7-of-9 free throws against the Mastodons. Biel's 23 points are the most in a game by any Redhawk this season. He is fourth on the team in scoring with 7.3 points per game.

#### // Two Over 20

For the first time this season, Southeast Missouri had two players score over 20 points in a game. TJ Biel pitched in 23 points and Rob Martin added 22 at Purdue Fort Wayne (Dec. 9). Combined, SEMO has had three players finish with over 20 points in a game. Adam Larson is the other with 22 vs. Evansville (Nov. 25).

#### // Much Better Shooting

The Redhawks shot a season-high 50.8 percent from the field at Purdue Fort Wayne (Dec. 9). Southeast Missouri made 30-of-59 from the field in that game. SEMO has shot 50 percent or better in two-straight contests.

#### // 50-Point Blowout

Southeast Missouri recorded its largest victory in 10 years when it blew away Harris-Stowe, 95-45, on Dec. 6. SEMO

shot a season-best 50 percent (35-of-70) from the field and made a season-high 12 three-pointers against the Hornets. It was the biggest win since the Redhawks beat Central Baptist, 118-56 (+62), on Nov. 11, 2013.

#### // Scoring Increasing

After averaging just 60.6 points per game through its first seven contests of the season, Southeast Missouri scored an average of 86.3 in its last three games. SEMO outscored its opponents by a combined 259-190, winning by 28 (84-56, vs. Missouri Baptist) and 50 (95-45, vs. Harris-Stowe) points, respectively. The Redhawks also fell to Purdue Fort Wayne, 89-80, in that stretch. SEMO pushed its scoring average up 7.7 points to 68.3 per game during that burst.

#### // Defense Rests

The Redhawks allowed their lowest point total of the season when they held Harris-Stowe to just 45 points on Dec. 6. It was the second-lowest points Southeast Missouri held an opponent to under Head Coach Brad Korn. The lowest point total given up by the Redhawks stands at 44 vs. Eastern Illinois (Jan. 30, 2021) with Korn at the helm.

#### // Third-Straight Home Win

The Redhawks picked up their third home win in a row when they dis-mantled Harris-Stowe, 94-45, on Dec. 6. Southeast Missouri is now 3-1 at the Show Me Center. Its other home wins include a 70-68 victory over Central Arkansas (Nov. 30 and an 84-56 win over Missouri Baptist (Dec. 3).

#### // Balanced Effort

Southeast Missouri drained a season-high 12 three-pointers against Harris-Stowe (Dec. 6). Seven different Redhawks buried a three in that game. Rob Martin and Adam Larson paved the way with three apiece, while Aquan Smart followed close behind with two. Evan Eursher, TJ Biel, BJ Ward and Gavyn Elkamil all came off the bench to make one 3-pointer. SEMO made over 10 three-pointers for the second time this year.

#### // Smart is Rolling

Aquan Smart scored double figures in four-straight starts. Smart pitched in 13 points at Kansas City (Nov. 30) and followed that up with 19 against Missouri Baptist (Dec. 3), 10 vs. Harris-Stowe (Dec. 6) and 12 at Purdue Fort Wayne (Dec. 9). He ranks third on the team in scoring with 8.7 points a game.

### 2023-24 OVC Standings (as of Dec. 13)

	OVC					Overall					
	Record	Pct.	Home	Away	Streak	Record	Pct.	Home	Away	Neutral	Streak
Morehead State	0-0	.000	0-0	0-0	-	7-3	.700	4-0	3-3	0-0	W5
Tennessee State	0-0	.000	0-0	0-0	-	6-4	.600	4-0	1-3	1-1	L1
SIUE	0-0	.000	0-0	0-0	-	6-5	.545	4-0	0-5	2-0	L1
UT Martin	0-0	.000	0-0	0-0	-	6-5	.545	4-0	2-4	0-1	L1
Eastern Illinois	0-0	.000	0-0	0-0	-	5-6	.455	4-1	0-5	1-0	L1
Western Illinois	0-0	.000	0-0	0-0	-	5-6	.455	4-1	1-5	0-0	W2
Lindenwood	0-0	.000	0-0	0-0	-	4-6	.400	2-2	0-4	2-0	W1
Little Rock	0-0	.000	0-0	0-0	-	4-6	.400	4-2	0-3	0-1	L2
Tennessee Tech	0-0	.000	0-0	0-0	-	4-7	.364	3-2	1-5	0-0	W1
Southeast Missouri	0-0	.000	0-0	0-0	-	3-7	.300	3-1	0-5	0-1	L1
Southern Indiana	0-0	.000	0-0	0-0	-	2-9	.182	2-3	0-6	0-0	L3

**// Top Scorers**

Adam Larson and Rob Martin enter Sunday's game as Southeast Missouri's top scorers. Larson averaged 10.8 points per game and Martin is scoring 10.5 per contest. It is the first time this season where SEMO has two players averaging double figures in scoring.

**// Martin Springs for 19 Points**

First-year Southeast Missouri point guard Rob Martin scored 19 points in the Redhawks win over Harris-Stowe (Dec. 6). Martin shot 8-of-11 from the field and 3-of-4 from 3-point range. He scored 11 of SEMO's first 16 points of the game.

**// Free Throw Margin**

Southeast Missouri outscored Missouri Baptist, 26-6, at the free throw line. SEMO's +20 free throw margin is its largest in a game under Head Coach Brad Korn. The Redhawks shot a season-high 78.8 percent (26-of-33) at the charity stripe against the Spartans.

**// New Career-High for Larson**

Adam Larson scored 10 of his 15 points at the free throw line against Missouri Baptist (Dec. 3). Larson hit a career-high 10-of-12 free throws. He is the first Redhawk to make 10 free throws in a game this season.

**// Four See Doubles**

A season-high four Southeast Missouri players reached double figures in the scoring column against Missouri Baptist (Dec. 3). Aquan Smart paved the way with 19 points, while Adam Larson followed with 15, Rob Martin had a season-high 12 and TJ Biel chipped in 11 off the bench.

**// Martin Fifth in OVC in Assist/Turnover Ratio**

Rob Martin ranks fifth in the Ohio Valley Conference in assist/turnover ratio. Martin leads the Redhawks with 37 assists and has turned the ball over 22 times for a 1.7 ratio. He dished out a season-high five assists on four occasions this year.

**// Coke Zero Sugar Classic Recap**

Adam Larson scored double figures in two games at the Coke Zero Sugar Classic in Chattanooga, Tennessee over Thanksgiving weekend (Nov. 25-26). Southeast Missouri finished the multi-team event at 0-2, falling to Evansville, 94-73, and tournament host Chattanooga, 72-56. Larson averaged 17.5 points per game and made 10 threes in two starts to lead SEMO. The Redhawks fell to 3-6 all-time during in-season tournament play. It was SEMO's second trip to Chattanooga for a tournament around the Thanksgiving holiday. The Redhawks also played in the CBE Classic

**2023-24****Stats Comparison**

LWC	SEMO
6-6.....	Record.....3-7
0-0.....	Conference Record.....0-0
80.3.....	Points Per Game.....68.3
77.4.....	Opp. Points Per Game.....75.2
+2.9.....	Scoring Margin.....-6.9
.478.....	Field Goal Percentage.....405
.436.....	Opp. Field Goal Percentage.....475
.393.....	3-Point Field Goal Percentage.....287
.336.....	Opp. 3-Point Field Goal Percentage.....325
.722.....	Free Throw Percentage.....647
.650.....	Opp. Free Throw Percentage.....652
39.5.....	Rebounds Per Game.....34.6
32.1.....	Opp. Rebounds Per Game.....36.8
+7.4.....	Rebounding Margin.....-2.2
15.9.....	Assists Per Game.....13.2
14.4.....	Turnovers Per Game.....13.7
-4.2.....	Turnover Margin.....-1.0
2.9.....	Blocks Per Game.....2.7
5.2.....	Steals Per Game.....5.5

**PROJECTED STARTERS****1**

Rob Martin  
G / 5-10 / 160 / So.  
St Louis, Mo.

**3**

Aquan Smart  
G / 6-3 / 175 / Jr.  
Evanston, Ill.

**4**

Adam Larson  
F / 6-9 / 180 / So.  
Fennimore, Wis.

**10**

David Idada  
C / 7-0 / 250 / So.  
Barendrecht, Netherlands

**44**

Braxton Stacker  
G / 6-5 / 185 / So.  
Fairview Heights, Ill.





## 2023-24 SOUTHEAST MISSOURI BASKETBALL NOTES

### LINDSEY WILSON COLLEGE // DEC. 17

there during the 2012-13 season.  
1-of-14 vs. San Diego Nov. 15, 2014

#### // Larson Leads the Way

Adam Larson is the Redhawks leading scorer with 10.8 points per game through 10 contests. Larson scored a career-high 22 points and made a career-best six 3-pointers vs. Evansville (Nov. 25). A day later, he led the Redhawks with 13 points and hit four more threes at Chattanooga (Nov. 26). Larson started seven-straight games and leads the team with six double-digit scoring performances.

#### // 3-Point Threat

Adam Larson ranks seventh in the Ohio Valley Conference in 3-point field goals made. Larson is shooting 39.7 percent on 23-of-58 from beyond the arc. He made 10 of those 3-pointers in two games at the Coke Zero Sugar Classic (Nov. 25-26). Larson buried a career-high six treys vs. Evansville (Nov. 25), falling just three shy of tying his program's single-game record in made threes. Larson drained three or more 3-pointers in five games this season.

#### // Tale of Two Halves

Through 10 games, Southeast Missouri has been a better team in the second half than it has in the first. SEMO trailed by double figures in the first half a total of five times and fell behind by 12 or more in the opening five minutes on three occasions. Opponents are outscoring the Redhawks, 389-314, in the first half. Meanwhile, SEMO won the second half five times and holds a 369-363 advantage in the final 20 minutes. SEMO overcame a 12-point second half deficit to get its first win of the season vs. Central Arkansas (Nov. 20).

#### // Career-High in Assists

Aquan Smart notched a career-high eight assist to go along with his 10 points against Harris-Stowe (Dec. 6). Smart had all but two of those assists in the first

half. He ranks second on the team with 29 assists this season.

#### // Idada Steps Up

Southeast Missouri 7-footer David Idada put together a strong showing at Chattanooga (Nov. 26). Idada scored six points and became the first Redhawk to get double-digit rebounds when he grabbed 12 in that contest. Since he joined the starting lineup in the last two games, Idada finished with nine boards vs. Missouri Baptist (Dec. 3) and seven against Harris-Stowe (Dec. 6).

#### // Happy to Assist You

Point guard Rob Martin leads the Redhawks with 37 assists through 10 starts this year. Martin is averaging 3.7 assists per game and has dished out four or more on five occasions. His season-high is five assists at Butler (Nov. 10), Chattanooga (Nov. 26), vs. Harris-Stowe (Dec. 6) and at Purdue Fort Wayne (Dec. 9). Martin ranks fourth in the Ohio Valley Conference in assists per game.

#### // Redhawks Get First Win

Southeast Missouri picked up its first win of the season with a 70-68 come-from-behind victory over Central Arkansas (Nov. 20). SEMO overcame a 12-point deficit in the second half and won the game on a baseline jumper by Aquan Smart with seven seconds left. Smart hit his game-winner with one second remaining on the shot clock, as well.

#### // 3-Pointer Streak

As a team, Southeast Missouri has made at least one 3-pointer in 469 consecutive games. The last time SEMO did not make a 3-pointer was vs. Western Illinois (0-of-6) on Dec. 10, 2008.

#### // Over 50

Adam Larson is surpassed 50 three-pointers made in his career when he shot 71.4 percent (10-of-14) from beyond the arc last weekend at the Coke Zero Sugar

Classic (Nov. 25-26). Larson currently has 62 career 3-pointers made.

#### // Free Throw Comparison

Opponents are shooting 25.6 free throws per game and hold a +6.9 advantage over Southeast Missouri's 18.7 free throw attempts per game this season. SEMO has been outscored at the free throw line, 167-121, through 10 games. The Redhawks are shooting 64.7 percent (121-of-187) at the charity stripe.

#### // About Lindsey Wilson

Sunday's game is an exhibition contest for NAIA member Lindsey Wilson College. LWC is 6-6 this season and recently fell to #1 Grace College (Ind.) by a score of 79-65 on Dec. 12. Kenyata Carbon leads the Blue Raiders with 16.4 points per game. Carbon also ranks second in the Mid-South Conference in scoring. As a team, LWS leads the Mid-South in 3-point field goal percentage (.393). The Blue Raiders average over seven 3-pointers made per game.

#### // Smart Sticks Winning Shot

Guard Aquan Smart drove to his right and buried a baseline jumper with seven seconds left to give Southeast Missouri its first victory of the season vs. Central Arkansas (Nov. 20). Smart was 2-of-10 from the field before the decisive shot. He finished with nine points and five rebounds against the Bears.

#### // Earley Establishes New Career-High

Josh Earley scored a career-high 19 points in the Redhawks recent win over Central Arkansas (Nov. 20). Earley made a near-perfect 8-of-9 field goals and went 3-of-4 at the free throw line. He also grabbed seven rebounds and scored double figures for the second time in four starts this season.

#### // Elkamil and Eursher Come Up Big

Gavyn Elkamil and Evan Eursher each pitched in double figures off the bench to give Southeast Missouri a nice lift





against Central Arkansas (Nov. 20). Elkamil scored 11 points for his first double-digit game as a Redhawk. Eursher followed close behind with 10 points and a career-best six rebounds. Elkamil made two-straight 3-pointers to get SEMO within three late in the second half. Eursher then buried a pair of 3-pointers with his second giving the Redhawks a one-point lead with 1:23 to go. Elkamil (3) and Eursher (2) combined for five of SEMO's six 3-pointers in the contest.

#### // Clark Out with Knee Injury

Forward Kobe Clark missed the last three games due to a knee injury. Clark was Southeast Missouri's top rebounder with 5.7 per game through the first three contests in 2023-24. His return is undetermined.

#### // Redhawks Drop Season-Opener at Grand Canyon

The Redhawks opened their 2023-24 season with an 88-67 loss at reigning Western Athletic Conference Tournament Champion Grand Canyon (Nov. 6). Adam Larson led Southeast Missouri with 13 points off the bench and Josh Earley followed with 10 as the Redhawks other double-digit scorer. SEMO outscored the Lopes, 37-34, in the second half.

#### // Season-Openers

With its loss to Grand Canyon (Nov. 6), Southeast Missouri dropped to 19-20 in season-opening games during its NCAA Division I era. Brad Korn is 3-1 in season-openers as the Redhawks head coach. All four of those matchups were on the road.

#### // Starting Debuts

Four of five players made their starting debuts for Southeast Missouri at Grand Canyon (Nov. 6). Guards Rob Martin, TJ Biel and Braxton Stacker, and forward Josh Earley started for the first time as Redhawks. Earley, who played in 31 games off the bench a year ago, scored 10 points against the Lopes.

#### // Welcome to Division I Basketball

Four players, including TJ Biel, David Idada, BJ Ward and Marqueas Bell played in their first NCAA Division I basketball game at Grand Canyon (Nov. 6). Biel spent the last two years at the junior college level and Idada sat out the 2022-23 season due to NCAA regulations. Meanwhile, Ward and Bell are true freshmen on this year's roster. Biel had eight points and four rebounds, and Ward dished out a game-high five assists and had no turnovers against the Lopes.

#### // Redhawks Down Henderson State in Only Exhibition Matchup

Aquan Smart scored 16 points, grabbed six rebounds and had six assists to lead Southeast Missouri to a 76-61 exhibition win over Henderson State in exhibition action on Oct. 23. Smart scored 10 of his points in the first half and did not miss a free throw going 8-of-8 at the charity stripe. SEMO trailed, 22-16, with 10:53 remaining in the first half when it used an 11-0 run to take a five-point advantage. Evan Eursher made a jumper to get the Redhawks within two and Braxton Stacker threw an alley oop pass to TJ Biel who threw down a dunk to tie the game at 22-22. Smart then drained a 3-pointer off a HSU turnover and Josh Earley added a second-chance layup to push SEMO's lead to 27-22 with just under seven minutes left. The Reddies tied things up at 29-29 at the 4:31 mark, but the Redhawks built their biggest lead of the half at 38-32 on two free throws by Smart. Tim McDonald's 3-pointer at the buzzer narrowed the score to 38-35 at the intermission. SEMO never trailed again and got a nice lift from Earley to start the second half. Earley scored the first eight points in 3:16. His dunk at the end of that stretch extended the Redhawks lead to 46-37 with 16:44 to go. Shortly after Ken Lewis made two free throws to get HSU within three (48-45), David Idada scored in the paint and Gavyn Elkamil rebounded a missed 3-pointer by Biel and scored to put SEMO ahead, 52-45, with 10:41 left.

Stacker's corner 3-pointer ran the Redhawks lead to double-digits (55-45). That make was part of a 7-0 run for SEMO during a period where HSU didn't score for over four-and-a-half minutes. Dylan Branson's second-chance layup gave SEMO a 63-50 lead. The Reddies, however, kept chipping away and countered with a 9-0 run. McDonald's two free throws closed SEMO's lead to 63-59 with 4:19 to go and that was as close as HSU could get the rest of the way. BJ Ward knocked down a jumper and Stacker stole the ball and scored on a fast break dunk to widen SEMO's margin to 67-59. Ward and Elkamil each buried a 3-pointer to polish off SEMO's 15-point preseason win. Smart led five Redhawks with double figures in the scoring column. Earley followed with 12 points, while Biel, Stacker and Ward pitched in 10 apiece. SEMO shot 41.3 percent (26-of-63) from the field and 81 percent (17-of-21) at the free throw line for the game. The Redhawks also outrebounded the Reddies, 40-34.

#### // Year Four for Korn

Brad Korn is in his fourth year as Southeast Missouri's head coach. Korn led SEMO to its first Ohio Valley Conference Tournament title and NCAA Tournament appearance in over two decades during the 2022-23 season. SEMO became the first #5 seed to ever win the OVC Tournament winning four games in four days along the way. Korn is 47-58 overall and 27-28 in the OVC as the Redhawks head coach.

#### // Returning Starters

Guards Dylan Branson and Aquan Smart are the only starters returning from a year ago. Branson is the most experienced on Southeast Missouri's roster. A two-year starter who is in his fourth year with the program, Branson played in a total of 91 games and made 54 starts in his career. In 2022-23, he averaged 6.8 points and 4.6 rebounds per game. Branson ranked fifth on the team with 26 three-pointers made, dished out 60 assists and added 30 steals.



## 2023-24 SOUTHEAST MISSOURI BASKETBALL NOTES

### LINDSEY WILSON COLLEGE // DEC. 17

Smart started 25 of 32 games averaging 7.4 points and 3.1 rebounds. He ranked second on the team in both assists (70) and steals (48).

#### // Statistically Speaking

In league play alone, Southeast Missouri was the top Ohio Valley Conference scoring team with an average of 81.4 points per game. The Redhawks put up 80 or more points in 11 of their 18 OVC contests. Overall, SEMO was first in the league in turnover margin (+1.56) forcing an average of 14.6 per game. The Redhawks assisted on 497 of their 958 made field goals at a rate of 51.8 percent during the 2022-23 campaign. The 497 assists were fifth-most in program history. SEMO also established top-five single-season marks during their program's tenure in OVC wins (4th, 10), points (3rd, 2,798), field goals attempted (2nd, 2,191), 3-pointers made (2nd, 286), 3-pointers attempted (1st, 875), free throws made (3rd, 587), free throws attempted (4th, 828) and steals (2nd, 251).

#### // Experienced Veteran

Dylan Branson is the most experienced on Southeast Missouri's 15-man roster this season. Branson has played in 91 games and made 54 starts in his career. A two-year starter, Branson is in his fourth year with the program. He enters the 2023-24 season with a streak of 22 consecutive starts.

#### // 2023-24 Schedule

Reigning Ohio Valley Conference Tournament Champion Southeast Missouri has 31 games with 15 at the Show Me Center on its upcoming 2023-24 schedule. SEMO tips off 2023-24 at Grand Canyon (Nov. 6), the only NCAA Tournament participant on this year's schedule from last season. The Lopes won the Western Athletic Conference Tournament and finished the 2022-23 campaign with an overall record of 24-12. This year marks the first meeting between the schools. The Redhawks head to Butler University (Nov. 10) four days later. SEMO faces the Bulldogs,

members of the BIG EAST, for the first time. SEMO plays host to Missouri Valley Conference foe Evansville (Nov. 15) in its home-opener and welcomes Central Arkansas (Nov. 20) five days after that. The Redhawks will see Evansville (Nov. 25) again at the Chattanooga Coke Zero Sugar Classic, where they also play Chattanooga (Nov. 26) during the Thanksgiving weekend event. After a visit to Kansas City (Nov. 30), SEMO plays four of its final six non-conference games at home. The Redhawks host Missouri Baptist (Dec. 3), Harris-Stowe (Dec. 6), Lindsey Wilson College (Dec. 17) and Bethel (Jan. 6) in those contests. Trips to Purdue Fort Wayne (Dec. 9) and Illinois State (Dec. 21) complete SEMO's 13-game non-league action. SEMO begins its 18-game OVC slate at home when it hosts Southern Indiana (Dec. 29) and Morehead State (Dec. 31). Lindenwood (Jan. 11), SIU Edwardsville (Jan. 20), first-year OVC member Western Illinois (Feb. 3), Tennessee Tech (Feb. 8), Tennessee State (Feb. 8), Little Rock (Feb. 22) and UT Martin (Feb. 24) are the rest of the Redhawks home OVC matchups. The road portion of league play consists of games at Western Illinois (Jan. 4), Tennessee Tech (Jan. 13), UT Martin (Jan. 25), Little Rock (Jan. 27), Lindenwood (Jan. 30), Eastern Illinois (Feb. 15), SIU Edwardsville (Feb. 17), Morehead State (Feb. 29) and Southern Indiana (Mar. 2). This year's OVC Tournament will again be contested at the Ford Center in Evansville, Indiana. The eight-team tournament is scheduled for Wednesday-Saturday, Mar. 6-9. It is the seventh-straight year the event will be held at the venue. The Ford Center, which opened in November 2011, is an 11,000-seat arena located in the core of Evansville's downtown district. The 290,000-square foot facility serves as home of the Evansville Thunderbolts of the Southern Professional Hockey League and the University of Evansville men's basketball team. The Ford Center also serves as host to numerous sporting events and concerts on an annual basis.

#### // Korn Contract Extension

Southeast Missouri Head Coach Brad Korn agreed to a four-year contract extension through the 2026-27 season, Vice President for Intercollegiate Athletics Brady Barke announced on July 26, 2023. Korn's new contract will run through April 30, 2027.

#### // Newest Redhawks

The Redhawks welcome six new players, including three transfers and three freshmen. Guard Rob Martin spent the 2022-23 season at Missouri Valley Conference member Indiana State. Martin played in 12 games as a reserve finishing with 11 points, nine assists and four rebounds. TJ Biel, another guard, started four of nine games while averaging 9.3 points and 4.1 rebounds in one season at Triton College. Before that, Biel was an All-Region 24 honoree at Vincennes University in 2021-22. Guard Braxton Stacker comes to SEMO from former Ohio Valley Conference member Murray State, where he grabbed four rebounds in 12 games off the bench last season. Guards Marques Bell, BJ Ward and Asa Barnes are the freshmen. A Missouri Basketball Coaches Association Class 6 All-State selection, Bell scored 20.7 points and averaged 5.1 rebounds as a senior at Park Hill High School. He is the younger brother of former Michigan and current San Francisco 49ers wide receiver Ronnie Bell. Ward was a three-year starting point guard at Chaminade College Preparatory School. He averaged 14.8 points and led the team with 195 assists and 33 steals his senior year. A walk-on, Barnes joins the Redhawks from Wichita Southeast High School. He is the younger brother of Israel Barnes, who played one season at SEMO in 2022-23.

#### // Season 117

Southeast Missouri is in its 117th season of basketball. This year marks SEMO's 33rd as an NCAA Division I program. The Redhawks are 390-563 since joining the Division I ranks in 1991-92. SEMO has a total of nine winning seasons, one Ohio Valley



Conference regular-season title  
(1999-2000), two OVC Tournament crowns  
(1999-2000, 2022-23) and two NCAA  
Tournament appearances (1999-2000,  
2022-23) as a Division I program.



## 2023-24 SOUTHEAST MISSOURI BASKETBALL NOTES

### ROSTER

1	<b>Rob Martin</b> Guard / 5-10 / 160 / So. St. Louis, Mo. / Christian Brothers H.S. / Indiana State	<b>Notes:</b> Second on the team in scoring with 10.5 ppg...Leads the team with 37 assists and ranks fifth in the Ohio Valley Conference with 3.7 assists per game...Scored a season-high 22 points at Purdue Fort Wayne (12/9).
2	<b>BJ Ward</b> Guard / 6-0 / 180 / Fr. St. Louis, Mo. / Chaminade College Prep School	<b>Notes:</b> Averages 5.2 ppg and stands third on the team with 23 assists.
3	<b>Aquan Smart</b> Guard / 6-3 / 175 / Jr. Evanston, Ill. / Niles North H.S. / Florida International	<b>Notes:</b> Buried the game-winning shot to give SEMO its first win of the season vs. Central Arkansas (11/20)...Averages 8.7 points and 3.1 rebounds in 10 starts...Scored double figures in each of his last four games.
4	<b>Adam Larson</b> Forward / 6-9 / 180 / So. Fennimore, Wis. / Fennimore H.S.	<b>Notes:</b> SEMO's top scorer with 10.8 ppg...Started each of the last seven games...Scored a career-high 22 points and made a career-best six 3-pointers vs. Evansville (11/25)...Ranks seventh in the OVC in 3-pointers made.
5	<b>TJ Biel</b> Guard / 6-7 / 205 / Jr. Calgary, Alberta, Canada / Edge School / Triton College	<b>Notes:</b> Averages 7.3 points and 3.7 rebounds per game...Scored double figures in three games with 11 points vs. Evansville (11/25) and Missouri Baptist (12/3), and a season-high 23 at Purdue Fort Wayne (12/9).
10	<b>David Idada</b> Center / 7-0 / 250 / So. Barendrecht, Netherlands / Golden State Prep	<b>Notes:</b> Averages 2.8 points and ranks second on the team with 4.4 rebounds per game...Had a season-high six points and 12 rebounds in 15 minutes off the bench at Chattanooga (11/26)...Leads the team with nine blocks...Started three games.
11	<b>Evan Eursher</b> Guard / 6-2 / 177 / So. Hendersonville, Tenn. / The Webb School	<b>Notes:</b> Scored double figures for the first time this season when he dropped in 10 and added a career-high six rebounds vs. Central Arkansas (11/20)...Averages 4.5 points and 2.5 rebounds.
12	<b>Asa Barnes</b> Guard / 6-2 / 165 / Fr. Wichita, Kan. / Wichita Southeast H.S.	<b>Notes:</b> Did not see action in each of Southeast Missouri's first 10 games.
21	<b>Josh Earley</b> Forward / 6-7 / 242 / Sr. Shawnee Mission, Kan. / Bishop Miege H.S. / Tulsa	<b>Notes:</b> Scored double figures for the second time this season when he poured in a career-high 19 points vs. Central Arkansas (11/20)...Ranks sixth on the team in scoring (6.1 ppg) and fourth in rebounding (3.4 rpg).
22	<b>Gavyn Elkamil</b> Guard / 6-5 / 190 / So. Pittsburg, Kan. / Link Prep Academy / Tulsa	<b>Notes:</b> Registered double figures in the scoring column for the first time in his career when he had 11 points off the bench vs. Central Arkansas (11/20)...Averages 2.7 points and 2.2 rebounds per contest.
24	<b>Kobe Clark</b> Forward / 6-6 / 180 / Jr. St. Louis, Mo. / Vashon H.S. / Georgetown	<b>Notes:</b> Missed the last seven games due to a knee injury after playing the first three contests of the 2023-24 season...Led SEMO with 5.7 rebounds per game prior to his injury.
33	<b>Dylan Branson</b> Guard / 6-5 / 220 / Jr. St. Louis, Mo. / Mehlville H.S.	<b>Notes:</b> Two-year starting guard who is the most experienced player on this year's roster...Is expected to play for the first time this season vs. Lindsey Wilson...Missed first 10 games with a foot injury.
35	<b>Mason Hanback</b> Center / 7-0 / 245 / So. Jackson, Tenn. / Tennessee Prep	<b>Notes:</b> Played in eight games...Logged six minutes off the bench in his first game of the year at Butler (11/10)...Scored a season-high six points vs. Missouri Baptist (12/3) and Harris-Stowe (12/6).
44	<b>Braxton Stacker</b> Guard / 6-5 / 185 / So. Fairview Heights, Ill. / Cardinal Ritter H.S. / Murray State	<b>Notes:</b> Ranks fifth on the team in scoring with 6.5 points per game in 10 starts...Had nine points and five rebounds in 25 minutes at Butler (11/10)...Matched his season-high of nine points vs. Evansville (11/15) and Missouri Baptist (12/3).
55	<b>Marqueas Bell</b> Guard / 6-3 / 165 / Fr. Kansas City, Mo. / Park Hill H.S.	<b>Notes:</b> Averages two points and 1.1 rebounds per game in eight contests off the bench...Finished with six points and three rebounds at Butler (11/10).





## ALPHABETICAL ROSTER

No.	Name	Pos.	Ht.	Wt.	Cl.	Hometown (High School/College)
12	Asa Barnes	G	6-2	165	Fr.	Wichita, Kan. (Wichita Southeast)
55	Marqueas Bell	G	6-3	165	Fr.	Kansas City, Mo. (Park Hill)
5	TJ Biel	G	6-7	205	Jr.	Calgary, Alberta, Canada (Edge School/Triton College)
33	Dylan Branson	G	6-5	220	Jr.	St. Louis, Mo. (Mehlville)
24	Kobe Clark	F	6-6	180	Jr.	St. Louis, Mo. (Vashon/Georgetown)
21	Josh Earley	F	6-7	242	Sr.	Shawnee Mission, Kan. (Bishop Miege/Tulsa)
22	Gavyn Elkamil	G	6-5	190	So.	Pittsburg, Kan. (Link Prep Academy/Tulsa)
11	Evan Eursher	G	6-2	177	So.	Hendersonville, Tenn. (The Webb School)
35	Mason Hanback	C	7-0	245	So.	Jackson, Tenn. (Tennessee Prep)
10	David Idada	C	7-0	250	So.	Barendrecht, Netherlands (Golden State Prep)
4	Adam Larson	F	6-9	180	So.	Fennimore, Wis. (Fennimore)
1	Rob Martin	G	5-10	160	So.	St. Louis, Mo. (Christian Brothers/Indiana State)
3	Aquan Smart	G	6-3	175	Jr.	Evanston, Ill. (Niles North/Florida International)
44	Braxton Stacker	G	6-5	185	So.	Fairview Heights, Ill. (Cardinal Ritter/Murray State)
2	BJ Ward	G	6-0	180	Fr.	St. Louis, Mo. (Chaminade Prep School)

**Head Coach:** Brad Korn, Fourth Year (Southern Illinois, 2004)

**Assistant Coach:** J.R. Reynolds, Second Year (Eastern Illinois, 2004)

**Assistant Coach:** Connor Wheeler, Second Year (SIU Edwardsville, 2016)

**Assistant Coach:** LaDon Champagnie, First Year (Missouri Baptist, 2013)

**Director of Operations:** Ryan Strohm, First Year (Greenville College, 2016)

**Managers:** Jake Stinson, Brett Hassel, Ryan Standley, Connor Cameron

**SEMO**  
BASKETBALL

## BREAKDOWN BY CLASS

Total Squad Members	15
Seniors	1
Juniors	4
Sophomores	7
Freshmen	3

## GEOGRAPHICAL

Canada	1
Illinois	2
Kansas	3
Missouri	5
Netherlands	1
Tennessee	2
Wisconsin	1

## BY POSITION

Center	2
Forward	3
Guard	10

## PRONUNCIATIONS

Marqueas Bell	mar-KEZ
TJ Biel	beel
Gavyn Elkamil	elk-uh-mill
Evan Eursher	urr-sure
Mason Hanback	hand-back
David Idada	EE-dah-dah
Aquan Smart	uh-QWAN

**OVC TOURNAMENT CHAMPIONS | 1999-2000 • 2022-2023**

**NCAA TOURNAMENT | 1999-2000 • 2022-2023**



## 2023-24 SOUTHEAST MISSOURI BASKETBALL NOTES

### RADIO/TV ROSTER



**1** | **Rob Martin**  
G / 5-10 / 160 / So.  
St. Louis, Mo.



**2** | **BJ Ward**  
G / 6-0 / 180 / Fr.  
St. Louis, Mo.




**3** | **Aquan Smart**  
G / 6-3 / 175 / Jr.  
Evanston, Ill.



**4** | **Adam Larson**  
F / 6-9 / 180 / So.  
Fennimore, Wis.



**5** | **TJ Biel**  
G / 6-7 / 205 / Jr.  
Calgary, Alberta, Canada



**10** | **David Idada**  
C / 7-0 / 250 / So.  
Barendrecht, Netherlands



**11** | **Evan Eursher**  
G / 6-2 / 177 / So.  
Hendersonville, Tenn.



**12** | **Asa Barnes**  
G / 6-2 / 165 / Fr.  
Wichita, Kan.



**21** | **Josh Earley**  
F / 6-7 / 242 / Sr.  
Shawnee Mission, Kan.




**22** | **Gavyn Elkamil**  
G / 6-5 / 190 / So.  
Pittsburg, Kan.



**24** | **Kobe Clark**  
F / 6-6 / 180 / Jr.  
St. Louis, Mo.



**33** | **Dylan Branson**  
G / 6-5 / 220 / Jr.  
St. Louis, Mo.



**35** | **Mason Hanback**  
C / 7-0 / 245 / So.  
Jackson, Tenn.



**44** | **Braxton Stacker**  
G / 6-5 / 185 / So.  
Fairview Heights, Ill.



**55** | **Marqueas Bell**  
G / 6-3 / 165 / Fr.  
Kansas City, Mo.



**Brad Korn**  
Head Coach  
Fourth Year



**J.R. Reynolds**  
Assistant Coach  
Second Year



**Connor Wheeler**  
Assistant Coach  
Second Year




**LaDon Champagnie**  
Assistant Coach  
First Year



**Ryan Strohm**  
Director of Operations  
First Year





November 8 at Grand Canyon	9 p.m.	January 11 at Tennessee	7:30 p.m.
November 10 at Butler	7:30 p.m.	January 13 at Tennessee Tech	9 p.m.
November 15 at Tennessee	6:30 p.m.	January 20 at UT Martin	3:45 p.m.
November 20 at Central Arkansas	6:30 p.m.	January 25 at UT Martin	2:30 p.m.
November 25 vs. Evansville	TBA	January 27 at Evansville	3 p.m.
November 28 at Chattanooga	7 p.m.	January 30 at Tennessee Tech	2:30 p.m.
November 29 at Kennesaw State	7 p.m.	February 2 at Western Illinois	3:45 p.m.
December 3 at Missouri State	2 p.m.	February 8 at Tennessee Tech	2:30 p.m.
December 5 at Harris-Stowe	6 p.m.	February 10 at Tennessee State	3:45 p.m.
December 9 at Eastern Kentucky	8 p.m.	February 15 at Tennessee Tech	2:30 p.m.
December 12 at Lindenwood College	3 p.m.	February 17 at Eastern Kentucky	3:30 p.m.
December 14 at Southern Indiana	7 p.m.	February 22 at Eastern Kentucky	2:30 p.m.
December 18 at Southern Indiana	7:30 p.m.	February 24 at UT Martin	3:45 p.m.
December 21 at Tennessee State	3:15 p.m.	February 29 at Tennessee State	6 p.m.
January 4 at Missouri State	7:30 p.m.	March 2 at Tennessee Tech	2:30 p.m.
January 10 at Butler (Tenn.)	3 p.m.	March 5-8 OVC Tournament	Evansville, Ind.



available upon request. Korn will address any media immediately after his postgame radio obligation with the Redhawks Radio Network.

### // Photographers/Videographers

Photographers and videographers working the floor level at the Show Me Center are required to shoot from behind the dash lines along the baselines and must sit on the floor in those areas. The Strategic Communications Department may identify other positions off the court where photographers/videographers may work, provided the view is not blocked for fans. At no time may photographers/videographers work directly from behind the official scorer's table and team benches, and in front of any courtside signage. No tripods may be placed on or beside the court and flash photography is strictly prohibited.

### // Visiting Radio

A courtesy ethernet line is available for official visiting team radio use at the Show Me Center. If additional lines are needed, they must be secured by calling (573) 651-2275 at least one week in advance. Space along with ethernet lines and multiple live camera angles will be provided. Contact Jeff Honza for more information.

### // Basketball Radio Show

Southeast Missouri's basketball radio show will be on Mondays at Wings Etc. with shows at the Cape Girardeau (3047 William Street), Jackson (2003 E. Jackson Blvd.) and Dexter (529 N. Walnut) locations during the season. The radio show airs live from Noon-1 p.m., CT, on ESPN 93.5 FM and 1220 AM each week. You can also watch all of Southeast Missouri's basketball radio shows live online at SMOESPN.com.

### // Strategic Communications

The Southeast Missouri Strategic Communications Office is always willing to assist the media with their coverage of Redhawk basketball. All media and credential requests should be made to Associate Director of Athletics Jeff Honza. Should you need any information, feel free to call anytime, day or night. Honza can be reached at (573) 651-2933 (work) or (618) 528-1145 (mobile).

### // In-Season Interview Policy

All of Southeast Missouri's basketball student-athletes and coaches will be available to the media throughout the 2023-24 season. Interviews should be arranged through the Southeast Missouri Strategic Communications Office. Interviews with players and coaches will be conducted either before or after practices during the season. Please let the Strategic Communications Office know if you plan to attend practice. Practices are held at either the Show Me Center or Student Recreation Center.

### // Credentials

Credentials are required for entrance to the Show Me Center. To request season or single-game credentials, please contact Jeff Honza in the Southeast Missouri Strategic Communications Office by phone at (573) 651-2933 or email at redhawk1@me.com/

jhonza@semo.edu. Credentials can be picked up at the NCAA Pass Gate located at the Northeast entrance of the Show Me Center. Southeast Missouri follows the guidelines set forth by the NCAA governing the issuance of credentials. Press credentials will be issued to accredited sports writers of daily and weekly newspapers. Photo passes will be issued to accredited members of the photo media working for newspapers and television stations. All credential requests should come from sports editors, directors or anchors. Spouses, dates and minors will not be permitted on Press Row or in the press areas at the Show Me Center. Any unauthorized use of credentials will result in revocation of credentials issued by Southeast Missouri State University and credential requests will not be honored for future SMO athletic events.

### // Postgame Interviews

The Southeast Missouri Strategic Communications staff will make requested student-athletes available to the media at the conclusion of each game. Head Coach Brad Korn's first postgame responsibility after meeting with the team is his live radio show. Korn and selected student-athletes will address the media after every game and the opposing head coach will be



## 2023-24 SOUTHEAST MISSOURI BASKETBALL NOTES

### HEAD COACH BRAD KORN



## BRAD KORN

// Head Coach // Fourth Year // Southern Illinois, 2004

**B**rad Korn has the spotlight back on Southeast Missouri basketball entering his fourth year as head coach.

In 2022-23, Korn led SEMO to a remarkable postseason run that resulted in the Redhawks winning their first Ohio Valley Conference Tournament title

and advancing to the NCAA Tournament for the first time in over two decades.

SEMO, which became the first #5 seed to ever win the OVC Tournament, won four games in four days to hoist its first trophy since 1999-2000. Along the way, the Redhawks knocked off the tourney's top two seeds

in #1 Morehead State and #2 Tennessee Tech to claim only their second NCAA Tournament berth in program history.

The Redhawks finished their historic 2022-23 campaign at 19-17 overall and 10-8 in the OVC. SEMO snapped a streak of eight-straight losing records by posting both overall and OVC winning records in a season for the first time since 2004-05.

The Redhawks 10 conference wins were their most in a season since the 1999-2000 team went 14-4.

Guards Chris Harris (1,169) and Phillip Russell (1,016), both 1,000-point scorers in their careers, earned All-OVC honors. Russell garnered first-team accolades and Harris was a second-team selection. Both also made the OVC Tournament Team with Harris taking the event's coveted Most Valuable Player honor.

In conference play alone, SEMO was the league's top scoring team with an average of 81.4 points per game in 2022-23. The Redhawks put up 80 or more points in 11 of their 18 league contests. Overall, SEMO was first in the OVC in turnover margin (+1.56) forcing 14.6 per game.

Korn's 2022-23 squad assisted on 497 of 958 made field goals at a rate of 51.8 percent. The Redhawks' 497 assists were the fifth-most in a season in program history. SEMO's 36 games played are the most in a season all-time. The Redhawks also established top-five single-

season marks during their program's tenure in OVC wins (4th, 10), points (3rd, 2,798), field goals attempted (2nd, 2,191), 3-pointers made (2nd, 286), 3-pointers attempted (1st, 875), free throws made (587, 3rd), free throws attempted (4th, 828), assists (5th, 497) and steals (2nd, 251).

SEMO's storybook 2022-23 season received unprecedented media attention. Korn and Harris were featured in a live interview with Inside College Basketball studio hosts Clark Kellogg, Seth Davis, Greg Gumbel and Jay Wright on Selection Sunday prior to the Atlantic 10 Championship game. Several national media outlets latched on to the Redhawks not soon to be forgotten run.

Korn became just the second head coach in SEMO basketball history to lead his team to back-to-back trips to the OVC Tournament semifinals (2022, 2023) and reach the tournament's title game (2023).

His team records steadily improved over his first three seasons at the helm going from 11 victories during his year in 2020-21, to 14 in 2022-22 and 19 in 2022-23.

The OVC Tournament semifinal appearance in 2021-22 was SEMO's first in 17 years. The Redhawks were 14-18 overall and fourth in the conference with an 8-9 mark.

That year SEMO again had two All-OVC performers. Eric Reed, Jr. claimed first-team accolades and Russell was a







second-team pick.

Statistically, the Redhawks completed the 2021-22 campaign ranked among the top three in the OVC in scoring offense (3rd, 75.6 ppg), free throw percentage (2nd, .732), turnover margin (3rd, +0.41) and 3-point field goals made (1st, 281).

Korn's first head coaching job came anything but easy first taking over at SEMO in the middle of a global COVID-19 pandemic.

Throughout all the challenges and uncertainties during an unprecedented 2020-21 season, Korn led his first SEMO club to an overall record of 11-16 and seventh-place showing in the OVC.

The Redhawks made the OVC Tournament for the first time since 2016-17 and saw a +4 improvement in total wins and +6 jump in OVC victories from the season before. At the time, SEMO's nine conference victories matched the program's most in a season in 20 years.

SEMO rated among the top five OVC teams in 3-point field goal percentage (5th, .352), rebounding margin (5th, +2.2), defensive rebounds (5th, 25.6 per game) and defensive rebound percentage (1st, .764).

Korn was officially introduced as SEMO's head coach on Mar. 23, 2020 and is the seventh head coach in the program's NCAA Division I era (since 1991-92).

Prior to arriving in Cape Girardeau, Korn spent five

years at Big 12 Conference member Kansas State working four seasons as an assistant coach and one as the program's Director of Operations.

In his final four years back at K-State after returning following a three-year stint at Missouri State (2013-16), Korn helped the Wildcats to 82 wins and three-straight NCAA Tournaments. K-State posted consecutive 25-win campaigns for the first time in school history (2017-18, 2018-19).

During his first year back in 2016-17, the Wildcats won 21 games, including eight over teams that advanced to the postseason and knocked off Wake Forest in the NCAA First Four before losing to #18 Cincinnati in the NCAA South Regional First Round.

Working primarily with the post players, Korn was a big influence on the development of two-time All-Big 12 First Team selection Dean Wade, who became the fourth Wildcat to earn All-Big 12 First-Team honors in 2018 and just the second to do so in back-to-back seasons. Wade is one of just three players to rank in the school's Top 10 in both career scoring (1,510) and rebounding (685). He was instrumental in the progress of Makol Mawien, who has started every game in his K-State career and emerged as one of the top big men in the Big 12.

Korn was also key in the growth of All-Big 12 selections Wesley Iwundu and D.J. Johnson



during his first season as an assistant coach in 2016-17. Iwundu, who was twice named Third Team All-Big 12, became the first Wildcat since 2008 to be taken in the NBA Draft when he was selected with 33rd overall pick by the Orlando Magic. Johnson, an honorable mention all-league selection, broke the career field goal percentage record at 59.5 percent, while setting the single-season mark for the second consecutive season at 62.3 percent in 2016-17.

Korn spent one season on Bruce Weber's inaugural staff at K-State as Director of Operations in 2012-13, helping the Wildcats to a 27-8 overall

record and their first-ever Big 12 regular-season title. It was the school's first conference title since 1977, while the 27 wins rated second-most in school history.

Overall, he has 19 years of Division I experience, which includes time at his alma mater – Southern Illinois (2004-12). Korn has extensive ties to Weber after playing his first four years (1999-2003) for him at Southern Illinois. He redshirted in 1999-2000 before playing the next three years for Weber. He concluded his playing career for (current Purdue head coach) Matt Painter in 2003-04 before spending the next eight years (2004-12) at SIU as an assistant



### HEAD COACH BRAD KORN

for then-Saluki head coach and then-K-State associate head coach Chris Lowery.

Korn returned to Manhattan in May 2016 after three seasons at Missouri State, where he served as an assistant coach to then-head coach Paul Lusk from 2013-16. At MSU, he helped the Bears to 44 wins, including a 20 -win season and a trip to the CollegelInsider.com Tournament in 2013-14.

Korn helped mentor a number of All-Missouri Valley honorees during his stay at Missouri State, including 2014 All-MVC Second-Team selection Jarmar Gulley and 2016 MVC Newcomer of the Year Dequon Miller. In addition, he coached three MVC All-Freshman Team honorees in Austin Ruder in 2014 and Obediah Church and Jarred Dixon in 2016 as well as two Most Improved Team members (Dorrian Williams in 2015 and Chris Kendrix in 2016).

Prior to his first stint at K-State, Korn spent eight years (2004-12) at Southern Illinois, including his final six years as a full-time assistant under Lowery. He helped the Salukis post a 145-116 (.556) overall record with four postseason appearances, two Missouri Valley Conference championships and one State Farm Missouri Valley Conference Tournament title. The squad won 20 or more games and advanced to the NCAA Tournament on three occasions (2005, 2006, 2007) during his tenure as an assistant coach, including a 2007 trip to

the Sweet 16. He was a graduate assistant at SIU his first two years before being elevated to a full-time assistant coach on Jan. 31, 2006.

A native of Plano, Illinois, Korn helped the Salukis through one of their greatest periods of success from 1999 to 2004. The squad went from 16 wins his redshirt-freshman season to three consecutive NCAA Tournament appearances under Weber and Painter. He was also a part of three Missouri Valley regular season championships as a player.

The 6-foot-9 forward saw action in 121 games in his career, averaging 5.2 points and 2.3 rebounds in 14.5 minutes per game. As a senior, he averaged 9.7 points on 41 percent shooting with four rebounds and 1.9 assists in helping SIU to 25 wins and a 17-1 mark in MVC play. He was named to the league's Most Improved Team.

Korn earned a bachelor's degree in Marketing from Southern Illinois in 2004 and his master's degree in Administrative Studies from Missouri State in 2016.

He resides in Cape Girardeau with his wife, Kristin, and daughters Brielyn and Ashtyn.

#### The Korn File

**Experience:**

19th Year (Fourth at SEMO)

**Hometown:**

Plano, Ill.

**Birthdate:**

August 22, 1981

**Alma Mater:**

Southern Illinois, 2004

**Education:**

BB.A. Marketing (Southern Illinois)  
Master's Administrative Studies (Missouri State)

**Date Hired:**

March 23, 2020

**Family:**

Wife - Kristin  
Children - Brielyn, Ashtyn

**Playing Experience:**

Southern Illinois, 1999-04

**Coaching Experience:**

Southern Illinois, Graduate Asst., 2004-06  
Southern Illinois, Assistant Coach, 2006-12  
Kansas State, Dir. of Operations, 2012-13  
Missouri State, Assistant Coach, 2013-16  
Kansas State, Assistant Coach, 2016-20  
Southeast Missouri, 2020-pr.







## Korn Year-by-Year Records

Year	School	Assignment	Record	Conference/Finish	Postseason
2004-05	Southern Illinois	Graduate Assistant	27-8	15-3/1st	NCAA Second Round
2005-06	Southern Illinois	Graduate Assistant	22-11	12-6/2nd	NCAA First Round
2006-07	Southern Illinois	Assistant Coach	29-7	15-3/1st	NCAA Sweet 16
2007-08	Southern Illinois	Assistant Coach	18-15	11-7/3rd	NIT Second Round
2008-09	Southern Illinois	Assistant Coach	13-18	8-10/5th	-
2009-10	Southern Illinois	Assistant Coach	15-15	6-12/9th	-
2010-11	Southern Illinois	Assistant Coach	13-19	5-13/8th	-
2011-12	Southern Illinois	Assistant Coach	8-23	5-13/9th	-
2012-13	Kansas State	Director of Operations	27-8	14-4/1st	NCAA Second Round
2013-14	Missouri State	Assistant Coach	20-13	9-9/4th	CollegInsider.com Tourn. (CIT)
2014-15	Missouri State	Assistant Coach	11-20	5-13/8th	-
2015-16	Missouri State	Assistant Coach	13-19	8-10/7th	-
2016-17	Kansas State	Assistant Coach	21-14	8-10/6th	NCAA First Round
2017-18	Kansas State	Assistant Coach	25-12	10-8/4th	NCAA Elite Eight
2018-19	Kansas State	Assistant Coach	25-9	14-4/1st	NCAA First Round
2019-20	Kansas State	Assistant Coach	11-21	3-15/10th	-
2020-21	Southeast Missouri	Head Coach	11-16	9-11/7th	-
2021-22	Southeast Missouri	Head Coach	14-18	8-9/4th	-
2022-23	Southeast Missouri	Head Coach	19-17	10-8/5th	OVC Tournament Champions NCAA First Four
2023-24	Southeast Missouri	Head Coach	3-7	0-0	-

### Overall Record: 47-58

Record at Southeast Missouri, 47-58, 27-28 Ohio Valley Conference (4 years)

Record as a College Assistant: 222-205

Record as a Graduate Assistant: 49-19





# 2023-24 SOUTHEAST MISSOURI BASKETBALL NOTES

## 2023-24 OVERALL STATISTICS

### Game Records

Record	Overall	Home	Away	Neutral
ALL GAMES	3-7	3-1	0-5	0-1
CONFERENCE	0-0	0-0	0-0	0-0
NON-CONFERENCE	3-7	3-1	0-5	0-1

### Score by Periods

Team	1st	2nd	OT	TOT
Southeast Mo. St.	314	369	0	683
Opponents	389	363	0	752

### Team Box Score

Team Box Score																						
No.	Player				Total		3-Point		F-Throw		Rebounds											
		GP-GS	MIN	AVG	FG-FGA	FG%	3FG-3FGA	3FG%	FT-FTA	FT%	OFF	DEF	TOT	AVG	PF	DQ	A	TO	BLK	STL	PTS	AVG
4	LARSON, Adam	10-7	200:38	20.1	33-74	.446	23-58	.397	19-26	.731	8	26	34	3.4	12	0	6	6	4	1	108	10.8
1	MARTIN, Rob	10-10	300:26	30.0	39-98	.398	13-32	.406	14-17	.824	9	17	26	2.6	15	0	37	22	0	6	105	10.5
3	SMART, Aquan	10-10	229:41	23.0	29-86	.337	7-32	.219	22-31	.710	3	28	31	3.1	27	0	29	26	2	6	87	8.7
5	BIEL, TJ	10-3	177:20	17.7	25-47	.532	4-17	.235	19-27	.704	12	25	37	3.7	20	0	5	7	3	5	73	7.3
44	STACKER, Braxton	10-10	188:06	18.8	24-68	.353	4-18	.222	13-20	.650	8	21	29	2.9	24	0	8	20	4	8	65	6.5
21	EARLEY, Josh	8-7	136:30	17.1	23-37	.622	0-0	.000	3-7	.429	9	18	27	3.4	10	0	0	16	1	6	49	6.1
2	WARD, BJ	9-0	198:53	22.1	19-58	.328	5-29	.172	4-6	.667	3	14	17	1.9	16	0	23	9	1	9	47	5.2
11	EURSHER, Evan	10-0	160:05	16.0	15-40	.375	6-22	.273	9-12	.750	7	18	25	2.5	16	0	11	6	0	4	45	4.5
24	CLARK, Kobe	3-0	47:33	15.9	4-9	.444	1-5	.200	2-5	.400	7	10	17	5.7	5	0	2	4	0	2	11	3.7
10	IDADA, David	10-3	120:35	12.1	10-25	.400	0-1	.000	8-24	.333	17	27	44	4.4	24	1	2	12	9	4	28	2.8
35	HANBACK, Mason	8-0	86:49	10.9	11-13	.846	0-0	.000	0-1	.000	4	7	11	1.4	13	0	1	1	2	1	22	2.8
22	ELKAMIL, Gavyn	10-0	103:37	10.4	8-35	.229	6-25	.240	5-5	1.000	9	13	22	2.2	9	0	6	2	1	1	27	2.7
55	BELL, Marqueas	8-0	49:45	6.2	6-18	.333	1-5	.200	3-6	.500	0	9	9	1.1	6	0	2	4	0	2	16	2.0
Team											9	8	17					2				
Total		10	2000		246-608	.405	70-244	.287	121-187	.647	105	241	346	34.6	197	1	132	137	27	55	683	68.3
Opponents		10	2000		266-560	.475	53-163	.325	167-256	.652	81	287	368	36.8	181	2	128	127	34	76	752	75.2

### Team Statistics

	SEMO	OPP
<b>Scoring</b>		
Points per game	68.3	75.2
Scoring margin	-6.9	-
<b>Field goals-att</b>		
Field goal pct	.405	.475
<b>3 point fg-att</b>		
3-point FG pct	.287	.325
3-pt FG made per game	7.0	5.3
<b>Free throws-att</b>		
Free throw pct	.647	.652
F-Throws made per game	12.1	16.7
<b>Rebounds</b>		
Rebounds per game	34.6	36.8
Rebounding margin	-2.2	-
<b>Assists</b>		
Assists per game	13.2	12.8
<b>Turnovers</b>		
Turnovers per game	13.7	12.7
Turnover margin	-1.0	-
Assist/turnover ratio	1.0	1.0
<b>Steals</b>		
Steals per game	5.5	7.6
<b>Blocks</b>		
Blocks per game	2.7	3.4
<b>Winning streak</b>		
Home win streak	3	-
<b>Attendance</b>		
Home games-Avg/Game	4-1265	5-4060
Neutral site-Avg/Game	-	1-2163

### Team Results

Date	Opponent		Score	Att.
11/06/2023	at Grand Canyon	L	67-88	7186
11/10/2023	at Butler	L	56-91	7072
11/15/2023	Evansville	L	57-76	1023
11/20/2023	Central Ark.	W	70-68	1231
11/25/2023	vs Evansville	L	74-93	2163
11/26/2023	at Chattanooga	L	56-72	2907
11/30/2023	at Kansas City	L	44-74	1297
12/03/2023	Mo. Baptist	W	84-56	1242
12/06/2023	Harris-Stowe	W	95-45	1563
12/09/2023	at Purdue Fort Wayne	L	80-89	1838



# 2023-24 SOUTHEAST MISSOURI BASKETBALL NOTES

## 2022-23 FINAL OVC STATISTICS



### Game Records

Record	Overall	Home	Away	Neutral
ALL GAMES	10-8	7-2	3-6	0-0
CONFERENCE	10-8	7-2	3-6	0-0
NON-CONFERENCE	0-0	0-0	0-0	0-0

### Score by Periods

Team	1st	2nd	OT	TOT
Southeast Mo. St.	670	753	42	1465
Opponents	695	710	38	1443

### Team Box Score

No.	Player	GP-GS	MIN	AVG	Total	FG%	3FG-3FGA	3FG%	F-Throw	FT%	OFF	DEF	TOT	AVG	PF	DQ	A	TO	BLK	STL	PTS	AVG
1	RUSSELL, Phillip	16-16	526:27	32.9	89-214	.416	42-110	.382	98-122	.803	14	23	37	2.3	57	5	89	44	1	22	318	19.9
5	HARRIS, Chris	18-18	582:31	32.4	84-212	.396	33-104	.317	91-118	.771	8	81	89	4.9	25	0	30	29	2	18	292	16.2
0	BARNES, Israel	18-3	506:34	28.1	70-165	.424	16-70	.229	9-23	.391	19	35	54	3.0	34	1	29	15	4	10	165	9.2
3	SMART, Aquan	17-15	454:27	26.7	45-122	.369	10-44	.227	43-58	.741	8	52	60	3.5	58	4	40	39	7	27	143	8.4
33	BRANSON, Dylan	18-17	471:51	26.2	52-101	.515	17-44	.386	29-41	.707	21	70	91	5.1	66	7	36	28	3	22	150	8.3
14	JOHNSON, Nate	18-18	359:18	20.0	52-71	.732	0-0	.000	22-38	.579	34	30	64	3.6	58	2	12	17	22	7	126	7.0
21	EARLEY, Josh	17-0	269:43	15.9	51-87	.586	0-0	.000	13-29	.448	22	51	73	4.3	24	0	0	18	3	2	115	6.8
24	CLARK, Kobe	6-3	147:59	24.7	11-34	.324	2-13	.154	4-10	.400	13	32	45	7.5	20	1	10	14	6	6	28	4.7
4	LARSON, Adam	18-0	207:36	11.5	29-68	.426	19-53	.358	0-2	.000	3	23	26	1.4	17	0	2	5	8	4	77	4.3
35	HANBACK, Mason	5-0	30:51	6.2	6-7	.857	0-0	.000	0-0	.000	0	2	2	0.4	7	0	0	1	3	0	12	2.4
11	EURSHER, Evan	14-0	90:55	6.5	6-17	.353	3-13	.231	7-8	.875	2	6	8	0.6	8	0	3	3	0	4	22	1.6
15	MITCHELL, Josh	8-0	34:10	4.3	5-7	.714	0-0	.000	1-2	.500	2	3	5	0.6	11	0	0	5	0	0	11	1.4
12	GOWINS, Tevin	7-0	17:38	2.5	2-3	.667	1-1	1.000	1-2	.500	0	1	1	0.1	3	0	1	2	0	0	6	0.9
Team											25	16	41					7				
Total		18	3700		502-1108	.453	143-452	.316	318-453	.702	171	425	596	33.1	388	20	252	227	59	122	1465	81.4
Opponents		18	3699		489-1050	.466	145-360	.403	320-450	.711	164	480	644	35.8	369	16	260	266	38	130	1443	80.2

### Team Statistics

	SEMO	OPP
<b>Scoring</b>	<b>1465</b>	<b>1443</b>
Points per game	81.4	80.2
Scoring margin	+1.2	-
<b>Field goals-att</b>	<b>502-1108</b>	<b>489-1050</b>
Field goal pct	.453	.466
<b>3 point fg-att</b>	<b>143-452</b>	<b>145-360</b>
3-point FG pct	.316	.403
3-pt FG made per game	7.9	8.1
<b>Free throws-att</b>	<b>318-453</b>	<b>320-450</b>
Free throw pct	.702	.711
F-Throws made per game	17.7	17.8
<b>Rebounds</b>	<b>596</b>	<b>644</b>
Rebounds per game	33.1	35.8
Rebounding margin	-2.7	-
<b>Assists</b>	<b>252</b>	<b>260</b>
Assists per game	14.0	14.4
<b>Turnovers</b>	<b>227</b>	<b>266</b>
Turnovers per game	12.6	14.8
Turnover margin	+2.2	-
Assist/turnover ratio	1.1	1.0
<b>Steals</b>	<b>122</b>	<b>130</b>
Steals per game	6.8	7.2
<b>Blocks</b>	<b>59</b>	<b>38</b>
Blocks per game	3.3	2.1
<b>Winning streak</b>	<b>0</b>	<b>-</b>
Home win streak	2	-
<b>Attendance</b>	<b>16282</b>	<b>21784</b>
Home games-Avg/Game	9-1809	9-2420
Neutral site-Avg/Game	-	0-0

### Team Results

Date	Opponent	Score	Att.
12/29/2022	at Southern Ind.	L 81-86	3110
12/31/2022	SIUE	W 82-73	1159
01/05/2023	at UT Martin	L 82-87	1180
01/07/2023	at Little Rock	W 74-68	2135
01/12/2023	Lindenwood	W 94-71	875
01/14/2023	at Morehead St.	W 91-86	1740
01/19/2023	UT Martin	L 60-80	1115
01/21/2023	Tennessee Tech	Wot2 84-77	2632
01/26/2023	Tennessee St.	W 92-75	1857
01/28/2023	at Eastern Ill.	W 79-68	1515
02/02/2023	Little Rock	W 99-98	1290
02/04/2023	at Tennessee Tech	L 80-82	1476
02/09/2023	at Tennessee St.	L 65-85	6691
02/11/2023	Morehead St.	L 59-65	2890
02/16/2023	Eastern Ill.	W 78-64	2124
02/18/2023	Southern Ind.	W 85-80	2340
02/23/2023	at Lindenwood	Lot2 102-105	2119
02/25/2023	at SIUE	L 78-93	1818





## 2023-24 SOUTHEAST MISSOURI BASKETBALL NOTES

### 2023-24 STATISTICS

#### Comparison Game-by-Game (SEMO/Opponent)

Opponent	1st	2nd	Score	Mar	Total FG	FG Pct	3-Pointers	3FG Pct	Free Throws	FT Pct	Rebounds (Mar)	Assist	T/Over	Block	Steal	Fouls
Grand Canyon	30/54	37/34	67-88	(21)	25-64/31-62	.391/.500	11-21/7-21	.524/.333	6-15/19-27	.400/.704	32/48 (16)	16/11	17/17	2/6	11/9	19/19
Butler	21/55	35/36	56-91	(35)	20-69/28-58	.290/.483	5-21/9-25	.238/.360	11-17/26-34	.647/.765	36/47 (11)	11/15	15/13	4/7	9/9	20/16
Evansville	28/39	29/37	57-76	(19)	23-53/32-60	.434/.533	7-22/4-12	.318/.333	4-13/8-12	.308/.667	31/30 +1	10/17	18/11	3/4	5/11	13/17
Central Arkansas	27/27	43-41	70-68	+2	24-60/25-56	.400/.446	6-17/6-29	.353/.207	14-22/14-21	.636/.667	37/33 +4	16/14	14/9	3/0	3/10	20/21
Evansville	29/51	45/42	74-93	(19)	26-58/35-62	.448/.565	9-26/4-12	.346/.333	13-17/19-29	.765/.655	31/35 (4)	14/17	14/6	4/4	1/9	20/18
Chattanooga	25/35	31/37	56-72	(16)	19-58/23-44	.328/.523	7-24/6-16	.292/.375	11-19/20-30	.579/.667	29/43 (14)	7/12	12/16	2/4	6/4	22/20
Kansas City	17/38	27/36	44-74	(30)	17-59/27-58	.288/.466	1-19/5-14	.053/.357	9-16/15-29	.563/.517	31/52 (21)	4/12	10/13	6/4	4/4	28/20
Missouri Baptist	48/29	36/27	84-56	+28	26-62/24-49	.419/.490	6-28/2-10	.214/.200	26-33/6-13	.788/.462	38/26 +12	19/9	10/19	0/2	8/6	15/2
Harris-Stowe	50/20	45/25	95-45	+50	35-70/14-55	.500/.255	12-33/3-22	.364/.136	13-18/14-19	.722/.737	47/25 +22	24/7	11/14	1/1	6/6	15/14
Purdue Fort Wayne	39/41	41/48	80-89	(9)	30-59/28-52	.508/.538	6-21/7-14	.286/.500	14-18/26-41	.778/.634	34/29 +5	11/14	16/9	2/2	2/8	25/15
Lindsey Wilson																
Illinois State																
Southern Indiana																
Morehead State																
Western Illinois																
Bethel (Tenn.)																
Lindenwood																
Tennessee Tech																
SIU Edwardsville																
UT Martin																
Little Rock																
Lindenwood																
Western Illinois																
Tennessee Tech																
Tennessee State																
Eastern Illinois																
SIU Edwardsville																
Little Rock																
UT Martin																
Morehead State																
Southern Indiana																

#### Points in the Paint, Second Chance Points, Points Off Turnovers, Fastbreak Points, Bench Points

Opponent	W/L	POINTS IN THE PAINT		2ND CHANCE POINTS		POINTS OFF TURNOVERS		FAST BREAK POINTS		BENCH POINTS	
		SEMO	OPP	SEMO	OPP	SEMO	OPP	SEMO	OPP	SEMO	OPP
Grand Canyon	L	26	46	10	17	15	24	10	18	36	30
Butler	L	22	36	2	11	15	20	14	18	26	33
Evansville	L	22	52	3	12	11	29	4	15	28	12
Central Arkansas	W	32	26	5	11	5	9	14	8	36	19
Evansville	L	24	60	3	10	11	15	4	8	22	35
Chattanooga	L	22	26	8	8	12	11	3	0	25	5
Kansas City	L	28	40	7	17	9	13	6	4	13	21
Missouri Baptist	W	36	28	12	4	21	4	14	2	35	27
Harris-Stowe	W	40	14	25	4	26	8	17	6	33	8
Purdue Fort Wayne	L	38	42	9	9	10	11	16	9	35	14
Lindsey Wilson											
Illinois State											
Southern Indiana											
Morehead State											
Western Illinois											
Bethel (Tenn.)											
Lindenwood											
Tennessee Tech											
SIU Edwardsville											
UT Martin											
Little Rock											
Lindenwood											
Western Illinois											
Tennessee Tech											
Tennessee State											
Eastern Illinois											
SIU Edwardsville											
Little Rock											
UT Martin											
Morehead State											
Southern Indiana											



## Game-by-Game Leaders

Opponent	W/L	Score	Points	Rebounds	Assists	Blocks	Steals
Grand Canyon	L	67-88	Larson - 13	Clark - 8	Ward - 5	Idada - 2	Earley - 4
Butler	L	56-91	Larson - 11	Biel - 6	Martin - 5	Stacker - 2	Stacker, Earley - 2
Evansville	L	57-76	Martin, Stacker, Ward - 9	Clark - 5	Martin, Smart - 3	Larson - 2	Ward - 2
Central Arkansas	W	70-68	Earley - 19	Earley - 7	Ward - 7	Earley, Biel, Ward - 1	Martin, Stacker, Ward - 1
Evansville	L	74-93	Larson - 22	Earley, Stacker - 5	Ward, Martin - 4	Idada - 2	Smart - 1
Chattanooga	L	56-72	Larson - 13	Idada - 12	Martin - 5	Stacker, Idada - 1	Ward - 3
Kansas City	L	44-74	Smart - 13	Stacker - 7	Martin - 2	Idada - 2	Smart, Stacker, Eursher, Bell - 1
Missouri Baptist	W	84-56	Smart - 19	Idada - 9	Smart - 5	-	Biel - 4
Harris-Stowe	W	95-45	Larson, Martin - 19	Idada, Eursher - 7	Smart - 8	Idada - 1	Six tied - 1
Purdue Fort Wayne	L	80-89	Biel - 23	Biel - 9	Martin, Smart - 5	Smart, Hanback - 1	Idada, Martin - 1
Lindsey Wilson							
Illinois State							
Southern Indiana							
Morehead State							
Western Illinois							
Bethel (Tenn.)							
Lindenwood							
Tennessee Tech							
SIU Edwardsville							
UT Martin							
Little Rock							
Lindenwood							
Western Illinois							
Tennessee Tech							
Tennessee State							
Eastern Illinois							
SIU Edwardsville							
Little Rock							
UT Martin							
Morehead State							
Southern Indiana							

## Game-by-Game Starters

Opponent	W/L	Score	Guard	Guard	Guard	Guard/Forward	Forward/Center	First Man Off the Bench
Grand Canyon	L	67-88	Martin	Smart	Biel	Stacker, G	Earley, F	Idada, 2 blocks, 10 min.
Butler	L	56-91	Martin	Smart	Biel	Stacker, G	Earley, F	Idada, 5 pts, 5 reb., 13 min.
Evansville	L	57-76	Martin	Smart	Biel	Stacker, G	Earley, F	Clark, 2 pts., 5 reb., 15 min.
Central Arkansas	W	70-68	Martin	Smart	Larson	Stacker, G	Earley, F	Biel, 5 pts., 3 reb., 18 min.
Evansville	L	74-93	Martin	Smart	Larson	Stacker, G	Earley, F	Idada, 2 pts., 3 reb., 7 min.
Chattanooga	L	56-72	Martin	Smart	Larson	Stacker, G	Earley, F	Biel, 5 pts., 2 reb., 31 min.
Kansas City	L	44-74	Martin	Smart	Larson	Stacker, G	Earley, F	Biel, 1 pt., 12 min.
Missouri Baptist	W	84-56	Martin	Smart	Larson	Stacker, G	Idada, C	Biel, 11 pts., 6 reb., 23 min.
Harris-Stowe	W	95-45	Martin	Smart	Larson	Stacker, G	Idada, C	Hanback, 6 pts., 3 reb., 20 min.
Purdue Fort Wayne	L	80-89	Martin	Smart	Larson	Stacker, G	Idada, C	Biel, 23 pts., 9 reb., 28 min.
Lindsey Wilson								
Illinois State								
Southern Indiana								
Morehead State								
Western Illinois								
Bethel (Tenn.)								
Lindenwood								
Tennessee Tech								
SIU Edwardsville								
UT Martin								
Little Rock								
Lindenwood								
Western Illinois								
Tennessee Tech								
Tennessee State								
Eastern Illinois								
SIU Edwardsville								
Little Rock								
UT Martin								
Morehead State								
Southern Indiana								

## Starting Lineup Combinations

Record	Guard	Guard	Guard	Guard/Forward	Forward/Center
0-3	Martin	Smart	Biel	Stacker, G	Earley, F
1-3	Martin	Smart	Larson	Stacker, G	Earley, F
2-1	Martin	Smart	Larson	Stacker, G	Idada, C



## 2023-24 SOUTHEAST MISSOURI BASKETBALL NOTES

### 2023-24 STATISTICS

#### Team Game-by-Game Statistics

	Score	FG-A	Pct.	3FG-A	Pct.	FT-A	Pct.	OFF	DEF	Total	E	A	TO	B	S
<b>Southeast Missouri</b>	<b>L, 67-88</b>	<b>25-64</b>	<b>.391</b>	<b>11-21</b>	<b>.524</b>	<b>6-15</b>	<b>.400</b>	<b>13</b>	<b>19</b>	<b>32</b>	<b>19</b>	<b>16</b>	<b>17</b>	<b>2</b>	<b>11</b>
Grand Canyon		31-62	.500	7-21	.333	19-27	.704	15	33	48	19	11	17	6	9
<b>Southeast Missouri</b>	<b>L, 91-56</b>	<b>20-69</b>	<b>.290</b>	<b>5-21</b>	<b>.238</b>	<b>11-17</b>	<b>.647</b>	<b>13</b>	<b>23</b>	<b>36</b>	<b>20</b>	<b>11</b>	<b>15</b>	<b>4</b>	<b>9</b>
Butler		28-58	.483	9-25	.360	26-34	.765	8	39	47	16	15	13	7	9
<b>Southeast Missouri</b>	<b>L, 57-76</b>	<b>23-53</b>	<b>.434</b>	<b>7-22</b>	<b>.318</b>	<b>4-13</b>	<b>.308</b>	<b>7</b>	<b>24</b>	<b>31</b>	<b>13</b>	<b>10</b>	<b>18</b>	<b>3</b>	<b>5</b>
Evansville		32-60	.533	4-12	.333	8-12	.667	3	27	30	17	17	11	4	11
<b>Southeast Missouri</b>	<b>W, 70-68</b>	<b>25-56</b>	<b>.446</b>	<b>6-29</b>	<b>.207</b>	<b>14-21</b>	<b>.667</b>	<b>8</b>	<b>29</b>	<b>37</b>	<b>20</b>	<b>16</b>	<b>14</b>	<b>3</b>	<b>3</b>
Central Arkansas		24-60	.400	6-17	.353	14-22	.636	8	25	33	21	14	9	0	10
<b>Southeast Missouri</b>	<b>L, 74-93</b>	<b>26-58</b>	<b>.9-26</b>	<b>9-26</b>	<b>.346</b>	<b>13-17</b>	<b>.765</b>	<b>9</b>	<b>22</b>	<b>31</b>	<b>20</b>	<b>14</b>	<b>14</b>	<b>4</b>	<b>1</b>
Evansville		35-62		4-12	.333	19-29	.655	9	26	35	18	17	6	4	9
<b>Southeast Missouri</b>	<b>L, 56-72</b>	<b>19-58</b>	<b>.328</b>	<b>7-24</b>	<b>.292</b>	<b>11-19</b>	<b>.579</b>	<b>11</b>	<b>18</b>	<b>29</b>	<b>22</b>	<b>7</b>	<b>12</b>	<b>2</b>	<b>6</b>
Chattanooga		23-44	.523	6-16	.375	20-30	.667	9	34	43	20	12	16	4	4
<b>Southeast Missouri</b>	<b>L, 44-74</b>	<b>17-59</b>	<b>.288</b>	<b>1-19</b>	<b>.053</b>	<b>9-16</b>	<b>.563</b>	<b>8</b>	<b>23</b>	<b>31</b>	<b>28</b>	<b>4</b>	<b>10</b>	<b>6</b>	<b>4</b>
Kansas City		27-58	.466	5-14	.357	15-29	.517	15	37	52	20	12	13	4	4
<b>Southeast Missouri</b>	<b>W, 84-56</b>	<b>26-62</b>	<b>.419</b>	<b>6-28</b>	<b>.214</b>	<b>26-33</b>	<b>.788</b>	<b>14</b>	<b>24</b>	<b>38</b>	<b>15</b>	<b>19</b>	<b>10</b>	<b>0</b>	<b>8</b>
Missouri Baptist		24-49	.490	2-10	.200	6-13	.462	3	23	26	21	9	19	2	6
<b>Southeast Missouri</b>	<b>W, 95-45</b>	<b>35-70</b>	<b>.500</b>	<b>12-33</b>	<b>.364</b>	<b>13-18</b>	<b>.722</b>	<b>15</b>	<b>32</b>	<b>47</b>	<b>15</b>	<b>24</b>	<b>11</b>	<b>1</b>	<b>6</b>
Harris-Stowe		14-55	.255	3-22	.136	14-19	.737	5	20	25	14	7	14	1	6
<b>Southeast Missouri</b>	<b>L, 80-89</b>	<b>30-59</b>	<b>.508</b>	<b>6-21</b>	<b>.286</b>	<b>14-18</b>	<b>.778</b>	<b>7</b>	<b>27</b>	<b>34</b>	<b>25</b>	<b>11</b>	<b>16</b>	<b>2</b>	<b>2</b>
Purdue Fort Wayne		28-52	.538	7-14	.500	26-41	.634	6	23	29	15	14	9	2	8
<b>Southeast Missouri</b>															
Lindsey Wilson															
<b>Southeast Missouri</b>															
Illinois State															
<b>Southeast Missouri</b>															
Southern Indiana															
<b>Southeast Missouri</b>															
Morehead State															
<b>Southeast Missouri</b>															
Western Illinois															
<b>Southeast Missouri</b>															
Bethel (Tenn.)															
<b>Southeast Missouri</b>															
Lindenwood															
<b>Southeast Missouri</b>															
Tennessee Tech															
<b>Southeast Missouri</b>															
SIU Edwardsville															
<b>Southeast Missouri</b>															
UT Martin															
<b>Southeast Missouri</b>															
Little Rock															
<b>Southeast Missouri</b>															
Lindenwood															
<b>Southeast Missouri</b>															
Western Illinois															
<b>Southeast Missouri</b>															
Tennessee Tech															
<b>Southeast Missouri</b>															
Tennessee State															
<b>Southeast Missouri</b>															
Eastern Illinois															
<b>Southeast Missouri</b>															
SIU Edwardsville															
<b>Southeast Missouri</b>															
Little Rock															
<b>Southeast Missouri</b>															
UT Martin															
<b>Southeast Missouri</b>															
Morehead State															
<b>Southeast Missouri</b>															
Southern Indiana															





### 2023-24 Game-by-Game Leaders Summary (# of Games)

#### Points

Adam Larson.....	5
Rob Martin.....	2
Aquan Smart.....	2
Braxton Stacker.....	1
BJ Ward.....	1
Josh Earley.....	1
TJ Biel.....	1

#### Rebounds

David Idada.....	3
Kobe Clark.....	2
Josh Earley.....	2
Braxton Stacker.....	2
TJ Biel.....	2
Evan Eursher.....	1

#### Assists

Rob Martin.....	6
Aquan Smart.....	4
BJ Ward.....	3

#### Blocks

David Idada.....	5
Adam Larson.....	1
Josh Earley.....	1
TJ Biel.....	1
BJ Ward.....	1
David Idada.....	1
Braxton Stacker.....	1
Aquan Smart.....	1
Mason Hanback.....	1

#### Steals

BJ Ward.....	4
Braxton Stacker.....	4
Aquan Smart.....	3
Rob Martin.....	3
Josh Earley.....	2
David Idada.....	2
Evan Eursher.....	1
Marqueas Bell.....	1
TJ Biel.....	1
Mason Hanback.....	1

#### Dunks (# for 2023-24 Season)

Braxton Stacker.....	4
Josh Earley.....	2
David Idada.....	2
Adam Larson.....	1
Mason Hanback.....	1
TJ Biel.....	1

#### Games Played/Started

	2023-24	Career
Dylan Branson	-	91/60
Adam Larson	10/7	45/10
Aquan Smart	10/10	42/35
Josh Earley	8/7	39/7
Evan Eursher	10/0	35/0
Kobe Clark	3/0	22/15
Mason Hanback	8/0	18/0
Braxton Stacker	10/10	10/10
Rob Martin	10/10	10/10
TJ Biel	10/3	10/3
David Idada	10/3	10/3
Gavyn Elkamil	10/0	10/0
BJ Ward	9/0	9/0
Marqueas Bell	8/0	8/0

### Career Ledger

#### Double-Digit Point Games

	2023-24	Career
Josh Earley.....	2	13
Aquan Smart.....	4	13
Dylan Branson.....	-	11
Adam Larson.....	6	11
Kobe Clark.....	-	4
Rob Martin.....	4	4
TJ Biel.....	3	3
Evan Eursher.....	1	2
Gavyn Elkamil.....	1	1

#### Double-Digit Rebound Games

	2023-24	Career
Kobe Clark.....	-	7
Josh Earley.....	-	3
Dylan Branson.....	-	1
David Idada.....	1	1

#### 20+ Point Games

	2023-24	Career
Aquan Smart.....	-	1
Adam Larson.....	1	1
TJ Biel.....	1	1
Rob Martin.....	1	1

#### 30-Point Games

	2023-24	Career
-	-	-

#### 8+ Rebound Games

	2023-24	Career
Kobe Clark.....	1	10
Josh Earley.....	-	7
Dylan Branson.....	-	4
David Idada.....	2	2
Aquan Smart.....	-	1
TJ Biel.....	1	1

#### 5+ Assist Games

	2023-24	Career
Kobe Clark.....	-	3
Rob Martin.....	4	4
Aquan Smart.....	4	4
Dylan Branson.....	-	2
BJ Ward.....	2	2
Braxton Stacker.....	1	1

#### 3+ Steal Games

	2023-24	Career
Aquan Smart.....	-	10
Kobe Clark.....	-	4
Dylan Branson.....	-	2
Josh Earley.....	1	1
BJ Ward.....	1	1
TJ Biel.....	1	1

#### Double-Doubles

	2023-24	Career
Josh Earley.....	-	3

### SEMO's 2023-24 Record:

At Home.....	3-1
On the Road.....	0-5
At Neutral Sites.....	0-1
In Ohio Valley Conference Games.....	0-0
In November.....	1-6
In December.....	2-1
In January.....	0-0
In February.....	0-0
In March.....	0-0
Leading at the Half.....	2-0
Trailing at the Half.....	0-7
Tied at the Half.....	1-0
In Overtime Games.....	0-0
The Redhawks Score First.....	3-0
In 1-4 Point Games.....	1-0
In 5-9 Point Games.....	0-1
In 10-14 Point Games.....	0-0
In 15+ Point Games.....	2-6
Leading with Five Minutes Left in Regulation.....	2-0
Trailing with Five Minutes Left in Regulation.....	1-7
Tied with Five Minutes Left in Regulation.....	0-0
Scoring Less than 50 Points.....	0-1
Scoring 50-59 Points.....	0-3
Scoring 60-69 Points.....	1-1
Scoring 70-79 Points.....	0-1
Scoring 80-89 Points.....	1-1
Scoring 90-99 Points.....	1-0
Scoring 100 or more Points.....	0-0
Giving up Less Than 50 Points.....	1-0
Giving up 50-59 Points.....	1-0
Giving up 60-69 Points.....	0-0
Giving up 70-79 Points.....	1-3
Giving up 80-89 Points.....	0-2
Giving up 90-99 Points.....	0-2
Giving up 100 or more Points.....	0-0
Shooting 50% or Better from the Field.....	1-1
Shooting Less Than 50% from the Field.....	2-6
Opponent Shoots 50% or Better from the Field.....	0-5
Opponent Shoots Less Than 50% from the Field.....	3-2
Outshooting Opponent.....	2-0
Outshot by Opponent.....	1-7
Field Goal Percentage is Tied.....	0-0
Shooting 50% or Better from 3-Point Range.....	1-2
Shooting Less Than 50% from 3-Point Range.....	2-5
Opponent Shoots 50% or Better from 3-Point Range.....	0-1
Opponent Shoots Less Than 50% from 3-Point Range.....	3-6
Shooting 50% or Better from the Free Throw Line.....	3-5
Shooting Less Than 50% from the Free Throw Line.....	0-2
Opponent Shoots 50% or Better from the Free Throw Line.....	2-7
Opponent Shoots Less Than 50% from the Free Throw Line.....	1-0
Shooting More Free Throws Than Opponent.....	1-1
Shooting Less Free Throws Than Opponent.....	2-6
Free Throws are Tied.....	0-0
SEMO's Starters Outscore Opponent's Starters.....	2-0
Opponent's Starters Outscore SEMO's Starters.....	1-7
Starter Scoring is Tied.....	0-0
Bench Outscores Opponent.....	3-4
Opponent Bench Outscores SEMO.....	0-3
Bench Scoring is Tied.....	0-0
Bench Contributes Double Figures in Points.....	3-7
No Redhawk Players Score Double Figures.....	0-1
Two Redhawk Players Score Double Figures.....	0-3
3+ Redhawk Players Score Double Figures.....	3-1
Outrebounding an Opponent.....	3-2
Opponent Outrebounds SEMO.....	0-5
Rebounds are Tied.....	0-0
Getting 10+ Assists.....	3-5
Getting 10+ Steals.....	0-1
Getting 5+ Blocks.....	0-1
Forcing more Turnovers than Opponent.....	2-2
Committing more Turnovers than Opponent.....	1-4
Turnovers are Tied.....	0-1



## 2023-24 SOUTHEAST MISSOURI BASKETBALL NOTES

### PLAYER PROFILES



**ASA BARNES**

**12**

// Guard // 6-2 // 165 // Freshman  
// Wichita, Kan. // Wichita Southeast H.S.

**2023-24:** Did not see action this season.

#### Barnes' Game-by-Game Statistics

2023-24	FG	3P	FT	O/D	REB	E	PTS	A	TO	B	S	M
at Grand Canyon	DNP	-	-	-	-	-	-	-	-	-	-	-
at Butler	DNP	-	-	-	-	-	-	-	-	-	-	-
Evansville	DNP	-	-	-	-	-	-	-	-	-	-	-
Central Arkansas	DNP	-	-	-	-	-	-	-	-	-	-	-
vs. Evansville	DNP	-	-	-	-	-	-	-	-	-	-	-
at Chattanooga	DNP	-	-	-	-	-	-	-	-	-	-	-
at Kansas City	DNP	-	-	-	-	-	-	-	-	-	-	-
Missouri Baptist	DNP	-	-	-	-	-	-	-	-	-	-	-
Harris-Stowe	DNP	-	-	-	-	-	-	-	-	-	-	-
Purdue Fort Wayne	DNP	-	-	-	-	-	-	-	-	-	-	-
Lindsey Wilson												
at Illinois State												
Southern Indiana												
Morehead State												
at Western Illinois												
Bethel (Tenn.)												
Lindenwood												
at Tennessee Tech												
SIU Edwardsville												
at UT Martin												
at Little Rock												
at Lindenwood												
Western Illinois												
Tennessee Tech												
Tennessee State												
at Eastern Illinois												
at SIU Edwardsville												
Little Rock												
UT Martin												
at Morehead State												
at Southern Indiana												
Totals												

• - Game Started

#### 2023-24 Season/Career-Highs

Points .....	-
Total Rebounds .....	-
Offensive .....	-
Defensive .....	-
FG Made .....	-
FG Attempted .....	-
3-Point FG Made .....	-
3-Point FG Attempted .....	-
FT Made .....	-
FT Attempted .....	-
Assists .....	-
Blocks .....	-
Steals .....	-
Minutes .....	-

#### Barnes' Career Statistics at Southeast Missouri

Overall																					
Season	G-GS	Min	Avg	FG-FGA	Pct	3FG-3FGA	Pct	FT-FTA	Pct	Off	Def	Tot	Avg	PF	FO	A	TO	Blk	Stl	Pts	Avg
2023-24																					
Ohio Valley Conference Games Only																					
Season	G-GS	Min	Avg	FG-FGA	Pct	3FG-3FGA	Pct	FT-FTA	Pct	Off	Def	Tot	Avg	PF	FO	A	TO	Blk	Stl	Pts	Avg
2023-24																					



# MARQUEAS BELL

# 55

// Guard // 6-3 // 165 // Freshman  
// Kansas City, Mo. // Park Hill H.S.

**2023-24:** Played in eight games off the bench...Averages two points and 1.1 rebounds per contest...Scored six points and grabbed three rebounds at Butler (11/10)...Saw action in his first career NCAA Division I game at Grand Canyon (11/6), where he made one 3-pointer...Knocked down a 3-pointer in two of his last three games.

## Bell's Game-by-Game Statistics

2023-24	FG	3P	FT	O/D	REB	E	PTS	A	TO	B	S	M
at Grand Canyon	1-2	1-1	0-0	0/0	0	0	3	0	0	0	0	3
at Butler	3-7	0-1	0-0	0/3	3	2	6	1	2	0	0	15
Evansville	0-0	0-0	1-2	0/1	1	0	1	0	0	0	1	4
Central Arkansas	0-1	0-1	0-0	0/1	1	0	0	0	0	0	0	3
vs. Evansville	0-0	0-0	0-0	0/0	0	0	0	0	1	0	0	2
at Chattanooga	DNP	-	-	-	-	-	-	-	-	-	-	-
at Kansas City	1-2	0-0	1-2	0/1	1	2	3	0	1	0	1	9
Missouri Baptist	0-0	0-0	0-0	0/1	1	0	0	1	0	0	0	3
Harris-Stowe	1-6	0-2	1-2	0/2	2	2	3	0	0	0	0	9
Purdue Fort Wayne	DNP	-	-	-	-	-	-	-	-	-	-	-
Lindsey Wilson												
at Illinois State												
Southern Indiana												
Morehead State												
at Western Illinois												
Bethel (Tenn.)												
Lindenwood												
at Tennessee Tech												
SIU Edwardsville												
at UT Martin												
at Little Rock												
at Lindenwood												
Western Illinois												
Tennessee Tech												
Tennessee State												
at Eastern Illinois												
at SIU Edwardsville												
Little Rock												
UT Martin												
at Morehead State												
at Southern Indiana												
Totals	6-18	1-5	3-6	0/9	9	6	16	2	4	0	2	48

• - Game Started

## 2023-24 Season/Career-Highs

Points .....	6	at Butler (11/10/23)
Total Rebounds .....	3	at Butler (11/10/23)
Offensive .....	-	-
Defensive .....	3	at Butler (11/10/23)
FG Made .....	3	at Butler (11/10/23)
FG Attempted .....	7	at Butler (11/10/23)
3-Point FG Made .....	1	at Grand Canyon (11/6/23)
3-Point FG Attempted .....	2	vs. Harris-Stowe (12/6/23)
FT Made .....	1	3x, last vs. Harris-Stowe (12/6/23)
FT Attempted .....	2	3x, last vs. Harris-Stowe (12/6/23)
Assists .....	1	2x, last vs. Missouri Baptist (12/3/23)
Blocks .....	-	-
Steals .....	1	2x, last at Kansas City (11/30/23)
Minutes .....	15	at Butler (11/10/23)


## Bell's Career Statistics at Southeast Missouri

Overall																			
Season	G-GS	Min	Avg	FG-FGA	Pct	3FG-3FGA	Pct	FT-FTA	Pct	Off	Def	Tot	Avg	PF	FO	A	TO	Blk	Stl
2023-24	8-0	48	6.0	6-18	.333	1-5	.200	3-6	.500	0	9	9	1.1	6	0	2	4	0	2
Ohio Valley Conference Games Only																			
Season	G-GS	Min	Avg	FG-FGA	Pct	3FG-3FGA	Pct	FT-FTA	Pct	Off	Def	Tot	Avg	PF	FO	A	TO	Blk	Stl
2023-24																			



## 2023-24 SOUTHEAST MISSOURI BASKETBALL NOTES

### PLAYER PROFILES



5

**TJ BIEL**

// Guard // 6-7 // 205 // Junior

// Calgary, Alberta, Canada // Edge School // Triton College

**2023-24:** Averages 7.3 points and 3.7 rebounds per game in 10 contests...Started the first three games of the year...Made his first career SEMO start at Grand Canyon (11/6)...Scored eight points and had four rebounds in 23 minutes against the Lopes...Reached double figures in the scoring column for the first time in his Southeast Missouri career with 11 points off the bench vs. Evansville (11/25)...Also scored 11 points vs. Missouri Baptist (12/3)...Dropped in a season-high 23 points and had a season-best nine rebounds at Purdue Fort Wayne (12/9).

#### Biel's Game-by-Game Statistics

2023-24	FG	3P	FT	O/D	REB	E	PTS	A	TO	B	S	M
at Grand Canyon*	3-7	1-4	1-2	1/3	4	0	8	1	0	0	0	24
at Butler*	1-5	0-1	0-2	4/2	6	3	2	1	0	0	1	19
Evansville*	0-0	0-0	0-1	0/2	2	3	0	0	0	0	0	8
Central Arkansas	2-6	0-3	1-1	1/2	3	1	5	2	1	1	0	18
vs. Evansville	3-6	1-4	4-4	0/0	0	3	11	0	0	1	0	16
at Chattanooga	1-3	0-0	3-4	2/0	2	1	5	0	1	0	0	17
at Kansas City	0-0	0-0	1-2	0/0	0	1	1	0	1	1	0	12
Missouri Baptist	4-5	1-2	2-2	1/5	6	3	11	3	1	2	0	23
Harris-Stowe	3-4	1-1	0-0	2/3	5	1	7	0	1	0	0	14
Purdue Fort Wayne	8-11	0-2	7-9	1/8	9	4	23	0	1	0	0	29
Lindsey Wilson												
at Illinois State												
Southern Indiana												
Morehead State												
at Western Illinois												
Bethel (Tenn.)												
Lindenwood												
at Tennessee Tech												
SIU Edwardsville												
at UT Martin												
at Little Rock												
at Lindenwood												
Western Illinois												
Tennessee Tech												
Tennessee State												
at Eastern Illinois												
at SIU Edwardsville												
Little Rock												
UT Martin												
at Morehead State												
at Southern Indiana												
Totals	25-47	4-17	19-27	12/25	37	20	73	7	6	5	1	180

• - Game Started

#### 2023-24 Season/Career-Highs

Points .....	23	at Purdue Fort Wayne (12/9/23)
Total Rebounds .....	9	at Purdue Fort Wayne (12/9/23)
Offensive .....	4	at Butler (11/10/23)
Defensive .....	8	at Purdue Fort Wayne (12/9/23)
FG Made .....	8	at Purdue Fort Wayne (12/9/23)
FG Attempted.....	11	at Purdue Fort Wayne (12/9/23)
3-Point FG Made.....	1	4x, last vs. Harris-Stowe (12/6/23)
3-Point FG Attempted.....	4	2x, last vs. Evansville (11/25/23)
FT Made.....	7	at Purdue Fort Wayne (12/9/23)
FT Attempted.....	9	at Purdue Fort Wayne (12/9/23)
Assists .....	2	vs. Central Arkansas (11/20/23)
Blocks.....	1	3x, last at Kansas City (11/30/23)
Steals.....	4	vs. Missouri Baptist (12/3/23)
Minutes .....	29	at Purdue Fort Wayne (12/9/23)

#### Biel's Career Statistics at Southeast Missouri

Overall																			
Season	G-GS	Min	Avg	FG-FGA	Pct	3FG-3FGA	Pct	FT-FTA	Pct	Off	Def	Tot	Avg	PF	FO	A	TO	Blk	Stl
2023-24	10-3	180	18.0	25-47	.532	4-17	.235	19-27	.704	12	25	37	3.7	20	0	5	7	3	5
Ohio Valley Conference Games Only																			
Season	G-GS	Min	Avg	FG-FGA	Pct	3FG-3FGA	Pct	FT-FTA	Pct	Off	Def	Tot	Avg	PF	FO	A	TO	Blk	Stl
2023-24																			





# DYLAN BRANSON

# 33

// Guard // 6-5 // 220 // Junior  
// St. Louis, Mo. // Mehlville H.S.

**2023-24:** Will miss multiple weeks with a foot injury...Is likely to return in mid or late December.

## Branson's Game-by-Game Statistics

2023-24	FG	3P	FT	O/D	REB	E	PTS	A	TO	B	S	M
at Grand Canyon	DNP	-	-	-	-	-	-	-	-	-	-	-
at Butler	DNP	-	-	-	-	-	-	-	-	-	-	-
Evansville	DNP	-	-	-	-	-	-	-	-	-	-	-
Central Arkansas	DNP	-	-	-	-	-	-	-	-	-	-	-
vs. Evansville	DNP	-	-	-	-	-	-	-	-	-	-	-
at Chattanooga	DNP	-	-	-	-	-	-	-	-	-	-	-
at Kansas City	DNP	-	-	-	-	-	-	-	-	-	-	-
Missouri Baptist	DNP	-	-	-	-	-	-	-	-	-	-	-
Harris-Stowe	DNP	-	-	-	-	-	-	-	-	-	-	-
Purdue Fort Wayne	DNP	-	-	-	-	-	-	-	-	-	-	-
Lindsey Wilson												
at Illinois State												
Southern Indiana												
Morehead State												
at Western Illinois												
Bethel (Tenn.)												
Lindenwood												
at Tennessee Tech												
SIU Edwardsville												
at UT Martin												
at Little Rock												
at Lindenwood												
Western Illinois												
Tennessee Tech												
Tennessee State												
at Eastern Illinois												
at SIU Edwardsville												
Little Rock												
UT Martin												
at Morehead State												
at Southern Indiana												
Totals												

• - Game Started

## 2023-24 Season-Highs

Points .....	-
Total Rebounds .....	-
Offensive .....	-
Defensive .....	-
FG Made .....	-
FG Attempted .....	-
3-Point FG Made .....	-
3-Point FG Attempted .....	-
FT Made .....	-
FT Attempted .....	-
Assists .....	-
Blocks .....	-
Steals .....	-
Minutes .....	-

## Career-Highs

Points .....	19	at Little Rock (1/7/23)
Total Rebounds .....	12	vs. Tennessee Tech (1/21/23)
Offensive .....	6	2x, last vs. Tennessee Tech (1/23/23)
Defensive .....	8	vs. UC Davis (11/27/22)
FG Made .....	7	at Little Rock (1/7/23)
FG Attempted .....	12	at Little Rock (1/7/23)
3-Point FG Made .....	4	vs. Eastern Illinois (2/16/23)
3-Point FG Attempted .....	6	vs. Eastern Illinois (2/16/23)
FT Made .....	6	vs. Southern Indiana (2/18/23)
FT Attempted .....	8	vs. Southern Indiana (2/18/23)
Assists .....	6	vs. Austin Peay (1/1/22)
Blocks .....	1	17x, last at Eastern Illinois (1/28/23)
Steals .....	4	vs. Southern Indiana (2/18/23)
Minutes .....	39	at Lindenwood (2/23/23)

## Branson's Career Statistics at Southeast Missouri

Season	G-GS	Min	Avg	FG-FGA	Pct	3FG-3FGA	Pct	FT-FTA	Pct	Off	Def	Tot	Avg	PF	FO	A	TO	Blk	Stl	Pts	Avg
2020-21	27-2	426	15.8	27-52	.519	14-27	.519	14-15	.933	20	45	65	2.4	54	2	34	40	4	8	82	3.0
2021-22	32-25	566	17.7	29-79	.367	10-41	.244	20-31	.645	20	70	90	2.8	76	2	50	46	7	16	88	2.8
2022-23	32-27	783	24.5	76-167	.455	26-76	.342	41-58	.707	32	116	148	4.6	105	10	60	50	6	30	219	6.8
2023-24																					
Totals	91-54	1775	19.5	132-298	.443	50-144	.347	75-104	.721	72	231	303	3.3	235	14	144	136	17	54	389	4.3
Ohio Valley Conference Games Only																					
Season	G-GS	Min	Avg	FG-FGA	Pct	3FG-3FGA	Pct	FT-FTA	Pct	Off	Def	Tot	Avg	PF	FO	A	TO	Blk	Stl	Pts	Avg
2020-21	20-2	346	17.3	21-43	.488	10-21	.476	11-11	1.000	18	38	56	2.8	41	2	26	31	4	7	63	3.2
2021-22	17-17	294	17.3	15-43	.349	5-23	.217	20-28	.714	14	33	47	2.8	46	1	32	26	4	10	55	3.2
2022-23	18-17	475	26.4	52-101	.515	17-44	.386	29-41	.707	21	70	91	5.1	66	7	36	28	3	22	150	8.3
2023-24																					
Totals	55-36	1115	20.3	88-187	.471	32-88	.364	60-80	.750	53	141	194	3.5	153	10	94	85	11	39	268	4.9

OVC TOURNAMENT CHAMPIONS | 1999-2000 • 2022-2023

NCAA TOURNAMENT | 1999-2000 • 2022-2023



## 2023-24 SOUTHEAST MISSOURI BASKETBALL NOTES

### PLAYER PROFILES



**KOBE CLARK**

**24**

// Forward // 6-6 // 180 // Junior  
// St. Louis, Mo. // Vashon H.S. // Georgetown

**2023-24:** Leads the Redhawks with 5.7 rebounds and averages 3.7 points in three games off the bench...Returned after missing the last 17 games of the 2022-23 season with a knee injury to score seven points and lead Southeast Missouri with eight rebounds off at Grand Canyon (11/6)...Finished as SEMO's top rebounder in two games...Did not play the last seven games due to a knee injury.

#### Clark's Game-by-Game Statistics

2023-24	FG	3P	FT	O/D	REB	E	PTS	A	TQ	B	S	M
at Grand Canyon	2-4	1-2	2-5	4/4	8	0	7	0	2	0	1	20
at Butler	1-2	0-1	0-0	1/3	4	3	2	2	1	0	1	12
Evansville	1-3	0-2	0-0	2/3	5	2	2	0	1	0	0	16
Central Arkansas	DNP	-	-	-	-	-	-	-	-	-	-	-
vs. Evansville	DNP	-	-	-	-	-	-	-	-	-	-	-
at Chattanooga	DNP	-	-	-	-	-	-	-	-	-	-	-
at Kansas City	DNP	-	-	-	-	-	-	-	-	-	-	-
Missouri Baptist	DNP	-	-	-	-	-	-	-	-	-	-	-
Harris-Stowe	DNP	-	-	-	-	-	-	-	-	-	-	-
Purdue Fort Wayne	DNP	-	-	-	-	-	-	-	-	-	-	-
Lindsey Wilson												
at Illinois State												
Southern Indiana												
Morehead State												
at Western Illinois												
Bethel (Tenn.)												
Lindenwood												
at Tennessee Tech												
SIU Edwardsville												
at UT Martin												
at Little Rock												
at Lindenwood												
Western Illinois												
Tennessee Tech												
Tennessee State												
at Eastern Illinois												
at SIU Edwardsville												
Little Rock												
UT Martin												
at Morehead State												
at Southern Indiana												
Totals	4-9	1-5	2-5	7/10	17	5	11	2	4	0	2	48

• - Game Started

#### 2023-24 Season-Highs

Points.....	7	at Grand Canyon (11/6/23)
Total Rebounds.....	8	at Grand Canyon (11/6/23)
Offensive.....	4	at Grand Canyon (11/6/23)
Defensive.....	4	at Grand Canyon (11/6/23)
FG Made.....	2	at Grand Canyon (11/6/23)
FG Attempted.....	4	at Grand Canyon (11/6/23)
3-Point FG Made.....	1	at Grand Canyon (11/6/23)
3-Point FG Attempted.....	2	2x, last vs. Evansville (11/15/23)
FT Made.....	2	at Grand Canyon (11/6/23)
FT Attempted.....	5	at Grand Canyon (11/6/23)
Assists.....	2	at Butler (11/10/23)
Blocks.....	-	-
Steals.....	1	2x, last at Butler (11/10/23)
Minutes.....	20	at Grand Canyon (11/6/23)

#### Career-Highs

Points.....	13	at Evansville (11/16/22)
Total Rebounds.....	16	2x, last at Arkansas State (12/14/22)
Offensive.....	6	2x, last vs. William Woods (11/22/22)
Defensive.....	14	at Arkansas State (12/14/22)
FG Made.....	5	at Iowa (12/17/22)
FG Attempted.....	12	2x, last at Southern Indiana (12/29/22)
3-Point FG Made.....	2	3x, last at Missouri (12/4/22)
3-Point FG Attempted.....	4	5x, last vs. UT Martin (1/19/23)
FT Made.....	4	at Evansville (11/16/22)
FT Attempted.....	6	at Arkansas State (12/14/22)
Assists.....	8	at Milwaukee (11/28/22)
Blocks.....	5	vs. Boston (11/26/22)
Steals.....	5	at Milwaukee (11/28/22)
Minutes.....	38	2x, last at Arkansas State (12/14/22)

#### Clark's Career Statistics at Southeast Missouri

##### Overall

Season	G-GS	Min	Avg	FG-FGA	Pct	3FG-3FGA	Pct	FT-FTA	Pct	Off	Def	Tot	Avg	PE	FO	A	TQ	Blk	Stl	Pts	Avg
2022-23	19-15	571	30.1	49-132	.371	12-48	.250	16-27	.593	47	118	165	8.7	61	1	50	36	23	28	126	6.6
2023-24	3-0	48	16.0	4-9	.444	1-5	.200	2-5	.400	7	10	17	5.7	5	0	2	4	0	2	11	3.7
Totals	22-15	619	28.1	53-141	.376	13-53	.245	18-32	.563	54	128	182	8.3	66	1	52	40	23	30	137	6.2

##### Ohio Valley Conference Games Only

Season	G-GS	Min	Avg	FG-FGA	Pct	3FG-3FGA	Pct	FT-FTA	Pct	Off	Def	Tot	Avg	PE	FO	A	TQ	Blk	Stl	Pts	Avg
2022-23	6-3	150	25.0	11-34	.324	2-13	.154	4-10	.400	13	32	45	7.5	20	1	10	14	6	6	28	4.7
2023-24																					
Totals																					



# JOSH EARLEY

# 21

// Forward // 6-7 // 242 // Senior

// Shawnee Mission, Kan. // Bishop Miege H.S. // Tulsa

**2023-24:** Scored double figures in his first career Southeast Missouri start at Grand Canyon (11/6)...Shot 5-of-6 from the field and finished with 10 points against the Lopes...Also logged 17 minutes and added a career-high four steals...Ranks sixth on the team scoring (6.1 ppg) and fourth in rebounding (3.4 rpg)...Dropped in a career-high 19 points and finished with seven boards vs. Central Arkansas (11/20)...Started seven games...Is third on the team with six steals...Returned after missing two games with a hip injury to play eight minutes at Purdue Fort Wayne (12/9).

## Earley's Game-by-Game Statistics

2023-24	FG	3P	FT	O/D	REB	E	PTS	A	TQ	B	S	M
at Grand Canyon*	5-6	0-0	0-0	0/1	1	3	10	0	2	0	4	17
at Butler*	1-5	0-0	0-2	2/2	4	0	2	0	2	0	2	20
Evansville*	2-5	0-0	0-0	2/2	4	1	4	0	4	0	0	18
Central Arkansas*	8-9	0-0	3-4	2/5	7	1	19	0	1	1	0	30
vs. Evansville*	4-5	0-0	0-0	2/3	5	0	8	0	3	0	0	16
at Chattanooga*	0-2	0-0	0-0	0/1	1	1	0	0	2	0	0	12
at Kansas City*	2-4	0-0	0-1	0/2	2	4	4	0	2	0	0	15
Missouri Baptist	DNP	-	-	-	-	-	-	-	-	-	-	-
Harris-Stowe	DNP	-	-	-	-	-	-	-	-	-	-	-
Purdue Fort Wayne	1-1	0-0	0-0	1/2	3	0	2	0	0	0	0	8
Lindsey Wilson												
at Illinois State												
Southern Indiana												
Morehead State												
at Western Illinois												
Bethel (Tenn.)												
Lindenwood												
at Tennessee Tech												
SIU Edwardsville												
at UT Martin												
at Little Rock												
at Lindenwood												
Western Illinois												
Tennessee Tech												
Tennessee State												
at Eastern Illinois												
at SIU Edwardsville												
Little Rock												
UT Martin												
at Morehead State												
at Southern Indiana												
Totals	23-37	0-0	3-7	9/18	27	10	49	0	16	1	6	134

• - Game Started

## 2023-24 Season-Highs

Points.....	19	vs. Central Arkansas (11/20/23)
Total Rebounds.....	7	vs. Central Arkansas (11/20/23)
Offensive.....	2	4x, last vs. Evansville (11/25/23)
Defensive.....	5	vs. Central Arkansas (11/20/23)
FG Made.....	8	vs. Central Arkansas (11/20/23)
FG Attempted.....	9	vs. Central Arkansas (11/20/23)
3-Point FG Made.....	-	-
3-Point FG Attempted.....	-	-
FT Made.....	3	vs. Central Arkansas (11/20/23)
FT Attempted.....	4	vs. Central Arkansas (11/20/23)
Assists.....	-	-
Blocks.....	1	vs. Central Arkansas (11/20/23)
Steals.....	4	at Grand Canyon (11/6/23)
Minutes.....	30	vs. Central Arkansas (11/20/23)

## Career-Highs

Points.....	19	vs. Central Arkansas (11/20/23)
Total Rebounds.....	13	vs. Morehead State (3/3/23)
Offensive.....	5	vs. Lyon College (11/12/22)
Defensive.....	12	vs. Morehead State (3/3/23)
FG Made.....	8	vs. Central Arkansas (11/20/23)
FG Attempted.....	12	at Evansville (11/16/22)
3-Point FG Made.....	-	-
3-Point FG Attempted.....	-	-
FT Made.....	5	2x, last vs. Little Rock (2/2/23)
FT Attempted.....	11	vs. Little Rock (2/2/23)
Assists.....	1	2x, last vs. Morehead State (3/3/23)
Blocks.....	2	2x, last vs. Morehead State (3/3/23)
Steals.....	4	at Grand Canyon (11/6/23)
Minutes.....	30	vs. Central Arkansas (11/20/23)

## Earley's Career Statistics at Southeast Missouri

Overall																					
Season	G-GS	Min	Avg	FG-FGA	Pct	3FG-3FGA	Pct	FT-FTA	Pct	Off	Def	Tot	Avg	PE	EQ	A	TQ	Blk	Stl	Pts	Avg
2022-23	31-0	545	17.6	104-176	.591	0-0	.000	31-61	.508	43	116	159	5.1	49	0	2	30	7	5	239	7.7
2023-24	8-7	136	17.0	23-37	.622	0-0	.000	3-7	.429	9	18	27	3.4	10	0	0	16	1	6	49	6.1
Totals	39-7	681	17.5	127-213	.596	0-0	.000	34-68	.500	52	134	186	4.8	59	0	2	46	8	11	288	7.4
Ohio Valley Conference Games Only																					
Season	G-GS	Min	Avg	FG-FGA	Pct	3FG-3FGA	Pct	FT-FTA	Pct	Off	Def	Tot	Avg	PE	EQ	A	TQ	Blk	Stl	Pts	Avg
2022-23	17-0	269	15.8	51-87	.586	0-0	.000	13-29	.448	22	51	73	4.3	24	0	0	18	3	2	115	6.8
2023-24																					
Totals																					





## 2023-24 SOUTHEAST MISSOURI BASKETBALL NOTES

### PLAYER PROFILES



**GAVYN ELKAMIL**

**22**

// Guard // 6-5 // 190 // Sophomore  
// Pittsburg, Kan. // Link Prep Academy // Tulsa

**2023-24:** Played in all 10 games...Is averaging 2.7 points and 2.2 rebounds per contest...Made his Southeast Missouri debut when he came off the bench to score six points on two 3-pointers at Grand Canyon (11/6)...Had two rebounds and one steal, as well... Played nine minutes at Butler (11/10)...Scored double figures for the first time in his career when he had 11 points vs. Central Arkansas (11/20)...Knocked down three 3-pointers against the Bears...Grabbed a season-high five rebounds vs. Harris-Stowe (12/6).

#### Elkamil's Game-by-Game Statistics

2023-24	FG	3P	FT	O/D	REB	E	PTS	A	TO	B	S	M
at Grand Canyon	2-6	2-2	0-0	2/0	2	0	6	1	0	0	1	11
at Butler	0-2	0-2	0-0	0/0	0	0	0	0	0	0	0	9
Evansville	0-2	0-2	0-0	0/3	3	1	0	1	1	0	0	10
Central Arkansas	3-7	3-7	2-2	2/1	3	0	11	0	0	0	0	16
vs. Evansville	1-7	0-4	1-1	2/2	4	0	3	2	1	0	0	10
at Chattanooga	1-3	0-2	0-0	0/1	1	1	2	0	0	0	0	9
at Kansas City	0-1	0-1	0-0	1/1	2	4	0	1	0	1	0	10
Missouri Baptist	0-2	0-2	0-0	1/0	1	1	0	0	0	0	0	9
Harris-Stowe	1-3	1-3	2-2	1/4	5	2	5	1	0	0	0	13
Purdue Fort Wayne	0-2	0-0	0-0	0/1	1	0	0	0	0	0	0	9
Lindsey Wilson												
at Illinois State												
Southern Indiana												
Morehead State												
at Western Illinois												
Bethel (Tenn.)												
Lindenwood												
at Tennessee Tech												
SIU Edwardsville												
at UT Martin												
at Little Rock												
at Lindenwood												
Western Illinois												
Tennessee Tech												
Tennessee State												
at Eastern Illinois												
at SIU Edwardsville												
Little Rock												
UT Martin												
at Morehead State												
at Southern Indiana												
Totals	8-35	6-25	5-5	9/13	22	9	27	6	2	1	1	106

• - Game Started

#### 2023-24 Season/Career-Highs

Points.....	11	vs. Central Arkansas (11/20/23)
Total Rebounds.....	5	vs. Harris-Stowe (12/6/23)
Offensive.....	2	3x, last vs. Evansville (11/25/23)
Defensive.....	4	vs. Harris-Stowe (12/6/23)
FG Made.....	3	vs. Central Arkansas (11/20/23)
FG Attempted.....	7	2x, last vs. Evansville (11/25/23)
3-Point FG Made.....	3	vs. Central Arkansas (11/20/23)
3-Point FG Attempted.....	7	vs. Central Arkansas (11/20/23)
FT Made.....	2	2x, last vs. Harris-Stowe (12/6/23)
FT Attempted.....	2	2x, last vs. Harris-Stowe (12/6/23)
Assists.....	2	vs. Evansville (11/25/23)
Blocks.....	1	at Kansas City (11/30/23)
Steals.....	1	at Grand Canyon (11/6/23)
Minutes.....	16	vs. Central Arkansas (11/20/23)

#### Elkamil's Career Statistics at Southeast Missouri

Overall

Season	G-GS	Min	Avg	FG-FGA	Pct	3FG-3FGA	Pct	FT-FTA	Pct	Off	Def	Tot	Avg	PE	FO	A	TO	Blk	Stl	Pts	Avg
2023-24	10-0	106	10.6	8-35	.229	6-25	.240	5-5	1.000	9	13	22	2.2	9	0	6	2	1	1	27	2.7

Ohio Valley Conference Games Only

Season	G-GS	Min	Avg	FG-FGA	Pct	3FG-3FGA	Pct	FT-FTA	Pct	Off	Def	Tot	Avg	PE	FO	A	TO	Blk	Stl	Pts	Avg
2023-24																					



## EVAN EURSHER

// Guard // 6-2 // 177 // Sophomore  
// Hendersonville, Tenn. // The Webb School

**2023-24:** Played 13 minutes off the bench in Southeast Missouri's season-opener at Grand Canyon (11/6)...Had one rebound to go along with one assist...Scored his first points of the season at Butler (11/10)...Registered a season-high seven points and three rebounds vs. Evansville (11/15)...Averages 4.5 points and 2.5 rebounds per game...Scored double figures for the first time this season with 10 points and grabbed six rebounds vs. Central Arkansas (11/20)...Pulled down a career-high seven rebounds and scored nine points vs. Harris-Stowe (12/6)...Logged a career-high 27 minutes at Purdue Fort Wayne (12/9).

### Eursher's Game-by-Game Statistics

2023-24	FG	3P	FT	O/D	REB	E	PTS	A	TO	B	S	M
at Grand Canyon	0-3	0-1	0-0	0/1	1	2	0	1	0	0	0	14
at Butler	1-3	0-2	0-0	0/0	0	0	2	1	0	0	1	9
Evansville	2-5	1-2	2-2	0/3	3	0	7	1	2	0	0	17
Central Arkansas	3-5	2-4	2-4	1/5	6	3	10	1	2	0	0	22
vs. Evansville	1-1	0-0	0-0	0/1	1	1	2	1	0	0	0	10
at Chattanooga	2-7	1-4	0-0	0/1	1	3	5	0	1	0	1	13
at Kansas City	0-5	0-4	0-0	0/0	0	2	0	0	0	0	1	10
Missouri Baptist	1-2	0-1	2-2	2/1	3	1	4	4	1	0	1	19
Harris-Stowe	3-4	1-2	2-2	3/4	7	1	9	2	0	0	0	18
Purdue Fort Wayne	2-5	1-2	1-2	1/2	3	3	6	0	0	0	0	27
Lindsey Wilson												
at Illinois State												
Southern Indiana												
Morehead State												
at Western Illinois												
Bethel (Tenn.)												
Lindenwood												
at Tennessee Tech												
SIU Edwardsville												
at UT Martin												
at Little Rock												
at Lindenwood												
Western Illinois												
Tennessee Tech												
Tennessee State												
at Eastern Illinois												
at SIU Edwardsville												
Little Rock												
UT Martin												
at Morehead State												
at Southern Indiana												
Totals	15-40	6-22	9-12	7/18	25	16	45	11	6	0	4	159

• - Game Started

### 2023-24 Season-Highs

Points .....	10	vs. Central Arkansas (11/20/23)
Total Rebounds .....	7	vs. Harris-Stowe (12/6/23)
Offensive .....	3	vs. Harris-Stowe (12/6/23)
Defensive .....	5	vs. Central Arkansas (11/20/23)
FG Made .....	3	2x, last vs. Harris-Stowe (12/6/23)
FG Attempted .....	7	at Chattanooga (11/26/23)
3-Point FG Made .....	2	vs. Central Arkansas (11/20/23)
3-Point FG Attempted .....	4	2x, last at Chattanooga (11/26/23)
FT Made .....	2	4x, last vs. Harris-Stowe (12/6/23)
FT Attempted .....	4	vs. Central Arkansas (11/20/23)
Assists .....	4	vs. Missouri Baptist (12/3/23)
Blocks .....	-	-
Steals .....	1	3x, last vs. Missouri Baptist (12/3/23)
Minutes .....	27	at Purdue Fort Wayne (12/9/23)

### Career-Highs

Points .....	13	vs. Lindenwood (3/1/23)
Total Rebounds .....	7	vs. Harris-Stowe (12/6/23)
Offensive .....	3	vs. Harris-Stowe (12/6/23)
Defensive .....	5	vs. Central Arkansas (11/20/23)
FG Made .....	5	vs. Lindenwood (3/1/23)
FG Attempted .....	7	2x, last at Chattanooga (11/26/23)
3-Point FG Made .....	3	vs. Lindenwood (3/1/23)
3-Point FG Attempted .....	6	vs. Lyon College (11/12/22)
FT Made .....	3	vs. Southern Indiana (2/18/23)
FT Attempted .....	4	2x, last vs. Central Arkansas (11/20/23)
Assists .....	4	vs. Missouri Baptist (12/3/23)
Blocks .....	1	vs. Southern Illinois (12/21/22)
Steals .....	2	2x, last vs. UT Martin (1/19/23)
Minutes .....	27	at Purdue Fort Wayne (12/9/23)


### Eursher's Career Statistics at Southeast Missouri

Overall																		
Season	G-GS	Min	Avg	FG-FGA	Pct	3FG-3FGA	Pct	FT-FTA	Pct	Off	Def	Tot	Avg	PF	FO	A	TO	Blk
2022-23	25-0	213	8.5	15-45	.333	8-34	.235	9-12	.750	5	17	22	0.9	15	0	5	8	1
2023-24	10-0	159	15.9	15-40	.375	6-22	.273	9-12	.750	7	18	25	2.5	16	0	11	6	0
Totals	35-0	372	10.6	30-85	.353	14-56	.250	18-24	.750	12	35	47	1.3	31	0	16	14	1
Ohio Valley Conference Games Only																		
Season	G-GS	Min	Avg	FG-FGA	Pct	3FG-3FGA	Pct	FT-FTA	Pct	Off	Def	Tot	Avg	PF	FO	A	TO	Blk
2022-23	14-0	90	6.4	6-17	.353	3-13	.231	7-8	.875	2	6	8	0.6	8	0	3	3	0
2023-24																		
Totals																		



# 2023-24 SOUTHEAST MISSOURI BASKETBALL NOTES

## PLAYER PROFILES



**MASON HANBACK**

**35**

// Center // 7-0 // 245 // Sophomore  
// Jackson, Tenn. // Tennessee Prep

**2023-24:** Saw action in eight games...Played six minutes off the bench at Butler (11/10)...Had a season-high six points vs. Missouri Baptist (12/3) and Harris-Stowe (12/6)...Scored two points in both games vs. Evansville (11/15, 11/25), at Chattanooga (11/26) and at Kansas City (11/30)...Finished with a career-high three rebounds at Kansas City (11/30) and vs. Harris-Stowe (12/6)...Played a career-high 20 minutes vs. the Hornets...Did not miss a field goal in his last five games going a combined 9-of-9 over that stretch...Averages 2.8 points and 1.4 rebounds a game.

### Hanback's Game-by-Game Statistics

2023-24	FG	3P	FT	O/D	REB	E	PTS	A	TO	B	S	M
at Grand Canyon	DNP	-	-	-	-	-	-	-	-	-	-	-
at Butler	0-1	0-0	0-0	0/1	1	1	0	0	0	0	0	6
Evansville	1-1	0-0	0-1	1/0	1	1	2	0	0	0	0	9
Central Arkansas	DNP	-	-	-	-	-	-	-	-	-	-	-
vs. Evansville	1-2	0-0	0-0	0/0	0	1	2	0	1	0	0	9
at Chattanooga	1-1	0-0	0-0	0/0	0	1	2	0	0	0	0	7
at Kansas City	1-1	0-0	0-0	2/1	3	3	2	0	0	1	0	11
Missouri Baptist	3-3	0-0	0-0	0/2	2	3	6	1	0	0	0	16
Harris-Stowe	3-3	0-0	0-0	0/3	3	0	6	0	0	0	1	20
Purdue Fort Wayne	1-1	0-0	0-0	1/0	1	3	2	0	0	1	0	8
Lindsey Wilson												
at Illinois State												
Southern Indiana												
Morehead State												
at Western Illinois												
Bethel (Tenn.)												
Lindenwood												
at Tennessee Tech												
SIU Edwardsville												
at UT Martin												
at Little Rock												
at Lindenwood												
Western Illinois												
Tennessee Tech												
Tennessee State												
at Eastern Illinois												
at SIU Edwardsville												
Little Rock												
UT Martin												
at Morehead State												
at Southern Indiana												
Totals	11-13	0-0	0-1	4/7	11	13	23	1	1	2	1	86

• - Game Started

### 2023-24 Season-Highs

Points.....	6	2x, last vs. Harris-Stowe (12/6/23)
Total Rebounds.....	3	2x, last vs. Harris-Stowe (12/6/23)
Offensive.....	2	at Kansas City (11/30/23)
Defensive.....	3	vs. Harris-Stowe (12/6/23)
FG Made.....	3	2x, last vs. Harris-Stowe (12/6/23)
FG Attempted.....	3	2x, last vs. Harris-Stowe (12/6/23)
3-Point FG Made.....	-	-
3-Point FG Attempted.....	-	-
FT Made.....	-	-
FT Attempted.....	1	vs. Evansville (11/15/23)
Assists.....	1	vs. Missouri Baptist (12/3/23)
Blocks.....	1	2x, last at Purdue Fort Wayne (12/9/23)
Steals.....	1	vs. Harris-Stowe (12/6/23)
Minutes.....	20	vs. Harris-Stowe (12/6/23)

### Career-Highs

Points.....	8	vs. Eastern Illinois (2/16/23)
Total Rebounds.....	3	2x, last vs. Harris-Stowe (12/6/23)
Offensive.....	2	at Kansas City (11/30/23)
Defensive.....	3	vs. Harris-Stowe (12/6/23)
FG Made.....	4	vs. Eastern Illinois (2/16/23)
FG Attempted.....	4	vs. Eastern Illinois (2/16/23)
3-Point FG Made.....	-	-
3-Point FG Attempted.....	-	-
FT Made.....	1	2x, last at Iowa (12/17/22)
FT Attempted.....	2	at Iowa (12/17/22)
Assists.....	1	vs. Missouri Baptist (12/3/23)
Blocks.....	3	at Morehead State (1/14/23)
Steals.....	1	vs. Harris-Stowe (12/6/23)
Minutes.....	20	vs. Harris-Stowe (12/6/23)

### Hanback's Career Statistics at Southeast Missouri


#### Overall

Season	G-GS	Min	Avg	FG-FGA	Pct	3FG-3FGA	Pct	FT-FTA	Pct	Off	Def	Tot	Avg	PE	FO	A	TO	Blk	Stl	Pts	Avg
2022-23	10-0	49	4.9	8-9	.889	0-0	.000	2-3	.667	0	3	3	0.3	8	0	0	2	3	0	18	1.8
2023-24	8-0	86	10.8	11-13	.846	0-0	.000	0-1	.000	4	7	11	1.4	13	0	1	1	2	1	22	2.8
Totals	18-0	135	7.5	19-22	.864	0-0	.000	2-4	.500	4	10	14	0.8	21	0	1	3	5	1	40	2.2

#### Ohio Valley Conference Games Only

Season	G-GS	Min	Avg	FG-FGA	Pct	3FG-3FGA	Pct	FT-FTA	Pct	Off	Def	Tot	Avg	PE	FO	A	TO	Blk	Stl	Pts	Avg
2022-23	5-0	30	6.0	6-7	.857	0-0	.000	0-0	.000	0	2	2	0.4	7	0	0	1	3	0	12	2.4
2023-24																					
Totals																					





## DAVID IDADA

10

// Center // 7-0 // 250 // Sophomore

// Barendrecht, Netherlands // Golden State Prep

**2023-24:** Averages 2.8 points and ranks second on the team with 4.4 rebounds per game...Played in 10 games and started each of the last three contests...Led Southeast Missouri with two blocks in his first career Southeast Missouri appearance at Grand Canyon (11/6)... Played 10 minutes off the bench...Leads the Redhawks with nine blocks...Finished with a season-high 12 rebounds at Chattanooga (11/26)...Scored a season-best nine points vs. Harris-Stowe (12/6)... Added nine rebounds, including a season-high seven on the offensive glass vs. Missouri Baptist (12/3).

## Idada's Game-by-Game Statistics

2023-24	FG	3P	FT	O/D	REB	E	PTS	A	TO	B	S	M
at Grand Canyon	0-1	0-0	0-0	0/0	0	5	0	1	1	2	0	10
at Butler	2-2	0-0	1-3	3/2	5	2	5	0	2	1	0	14
Evansville	0-2	0-0	0-2	0/1	1	0	0	0	1	0	1	11
Central Arkansas	2-2	0-0	0-0	0/6	6	3	4	0	0	0	0	9
vs. Evansville	1-2	0-0	0-2	0/3	3	2	2	0	1	2	0	7
at Chattanooga	2-5	0-1	2-6	5/7	12	3	6	0	1	1	1	15
at Kansas City	0-2	0-0	0-2	0/0	0	1	0	0	0	2	0	10
Missouri Baptist*	1-5	0-0	0-3	7/2	9	4	2	0	1	0	0	16
Harris-Stowe*	2-3	0-0	5-6	2/5	7	1	9	1	1	1	1	16
Purdue Fort Wayne*	0-1	0-0	0-0	0/1	1	3	0	0	4	0	1	11
Lindsey Wilson												
at Illinois State												
Southern Indiana												
Morehead State												
at Western Illinois												
Bethel (Tenn.)												
Lindenwood												
at Tennessee Tech												
SIU Edwardsville												
at UT Martin												
at Little Rock												
at Lindenwood												
Western Illinois												
Tennessee Tech												
Tennessee State												
at Eastern Illinois												
at SIU Edwardsville												
Little Rock												
UT Martin												
at Morehead State												
at Southern Indiana												
Totals	10-25	0-1	8-24	17/27	44	24	28	2	12	9	4	119

• - Game Started

## 2023-24 Season/Career-Highs

Points .....	9	vs. Harris-Stowe (12/6/23)
Total Rebounds .....	12	at Chattanooga (11/26/23)
Offensive .....	7	vs. Missouri Baptist (12/3/23)
Defensive .....	7	at Chattanooga (11/26/23)
FG Made .....	2	4x, last vs. Harris-Stowe (12/6/23)
FG Attempted .....	5	2x, last vs. Missouri Baptist (12/3/23)
3-Point FG Made .....	-	-
3-Point FG Attempted .....	1	at Chattanooga (11/26/23)
FT Made .....	5	vs. Harris-Stowe (12/6/23)
FT Attempted .....	6	2x, last vs. Harris-Stowe (12/6/23)
Assists .....	1	2x, last vs. Harris-Stowe (12/6/23)
Blocks .....	2	3x, last at Kansas City (11/30/23)
Steals .....	1	3x, last vs. Harris-Stowe (12/6/23)
Minutes .....	16	2x, last vs. Harris-Stowe (12/6/23)

## Idada's Career Statistics at Southeast Missouri

Overall																			
Season	G-GS	Min	Avg	FG-FGA	Pct	3FG-3FGA	Pct	FT-FTA	Pct	Off	Def	Tot	Avg	PF	FO	A	TO	Blk	Stl
2023-24	10-3	119	11.9	10-25	.400	0-1	.000	8-24	.333	17	27	44	4.4	24	1	2	12	9	4
Ohio Valley Conference Games Only																			
Season	G-GS	Min	Avg	FG-FGA	Pct	3FG-3FGA	Pct	FT-FTA	Pct	Off	Def	Tot	Avg	PF	FO	A	TO	Blk	Stl
2023-24																			



# 2023-24 SOUTHEAST MISSOURI BASKETBALL NOTES

## PLAYER PROFILES



4

### ADAM LARSON

// Forward // 6-9 // 180 // Sophomore  
// Fennimore, Wis. // Fennimore H.S.

**2023-24:** Southeast Missouri's top scorer with 10.8 points per game...Played in all 10 games and started the last seven contests... Pitched in a career-high 22 points and made a career-best six 3-pointers vs. Evansville (11/25)...Followed that up with a team-high 13 points at Chattanooga (11/26)...Averaged 17.5 points and made 10 three-pointers in two starts at the Coke Zero Sugar Classic (11/25-26)...Scored double figures a total of six times...Made three or more 3-pointers in five games...Ranks sixth in the Ohio Valley Conference in 3-point field goals made (2.3 per game)...Made 23 threes for the year...Sunk a career-high 10 free throws and scored 15 points vs. Missouri Baptist (12/3)...Had 19 points vs. Harris-Stowe (12/6)...Ranks second on the team in 3-point field goal percentage (.397).

#### Larson's Game-by-Game Statistics

2023-24	FG	3P	FT	O/D	REB	E	PTS	A	TO	B	S	M
at Grand Canyon	4-6	3-5	2-4	0/5	5	0	13	0	1	0	0	18
at Butler	4-7	3-5	0-0	0/2	2	2	11	0	0	1	0	14
Evansville	3-5	1-3	0-0	0/2	2	1	7	0	0	2	0	13
Central Arkansas*	0-2	0-2	0-0	2/0	2	3	0	0	1	0	0	8
vs. Evansville*	7-10	6-8	2-2	1/3	4	1	22	2	0	1	0	27
at Chattanooga*	4-8	4-6	1-2	0/3	3	2	13	0	1	0	0	23
at Kansas City*	0-4	0-2	2-2	0/3	3	1	2	0	0	0	0	21
Missouri Baptist*	2-9	1-8	10-12	1/3	4	1	15	3	0	0	1	23
Harris-Stowe*	7-14	3-10	2-4	3/1	4	0	19	1	2	0	0	21
Purdue Fort Wayne*	3-9	2-9	0-0	1/4	5	1	6	0	1	0	0	30
Lindsey Wilson												
at Illinois State												
Southern Indiana												
Morehead State												
at Western Illinois												
Bethel (Tenn.)												
Lindenwood												
at Tennessee Tech												
SIU Edwardsville												
at UT Martin												
at Little Rock												
at Lindenwood												
Western Illinois												
Tennessee Tech												
Tennessee State												
at Eastern Illinois												
at SIU Edwardsville												
Little Rock												
UT Martin												
at Morehead State												
at Southern Indiana												
Totals	34-74	23-58	19-26	8/26	34	12	108	6	6	4	1	198

• - Game Started

#### 2023-24 Season-Highs

Points .....	22	vs. Evansville (11/25/23)
Total Rebounds .....	5	at Grand Canyon (11/6/23)
Offensive .....	3	vs. Harris-Stowe (12/6/23)
Defensive .....	5	at Grand Canyon (11/6/23)
FG Made .....	7	2x, last vs. Harris-Stowe (12/6/23)
FG Attempted .....	14	vs. Harris-Stowe (12/6/23)
3-Point FG Made .....	6	vs. Evansville (11/25/23)
3-Point FG Attempted .....	10	vs. Harris-Stowe (12/6/23)
FT Made .....	10	vs. Missouri Baptist (12/3/23)
FT Attempted .....	12	vs. Missouri Baptist (12/3/23)
Assists .....	3	vs. Missouri Baptist (12/3/23)
Blocks .....	2	vs. Evansville (11/15/23)
Steals .....	1	vs. Missouri Baptist (12/3/23)
Minutes .....	30	at Purdue Fort Wayne (12/9/23)

#### Career-Highs

Points .....	22	vs. Evansville (11/25/23)
Total Rebounds .....	5	2x, last at Grand Canyon (11/6/23)
Offensive .....	3	2x, last vs. Harris-Stowe (12/6/23)
Defensive .....	5	2x, last at Grand Canyon (11/6/23)
FG Made .....	7	2x, last vs. Harris-Stowe (12/6/23)
FG Attempted .....	14	vs. Harris-Stowe (12/6/23)
3-Point FG Made .....	6	vs. Evansville (11/25/23)
3-Point FG Attempted .....	10	vs. Harris-Stowe (12/6/23)
FT Made .....	10	vs. Missouri Baptist (12/3/23)
FT Attempted .....	12	vs. Missouri Baptist (12/3/23)
Assists .....	3	vs. Missouri Baptist (12/3/23)
Blocks .....	3	at Eastern Illinois (1/28/23)
Steals .....	2	vs. Eastern Illinois (2/16/23)
Minutes .....	30	at Purdue Fort Wayne (12/9/23)

#### Larson's Career Statistics at Southeast Missouri

##### Overall

Season	G-GS	Min	Avg	FG-FGA	Pct	3FG-3FGA	Pct	FT-FTA	Pct	Off	Def	Tot	Avg	PE	FO	A	TO	Blk	Stl	Pts	Avg
2022-23	34-3	455	13.4	60-134	.448	39-103	.379	15-23	.652	9	50	59	1.7	43	0	4	8	12	5	174	5.1
2023-24	10-7	198	19.8	33-74	.446	23-58	.397	19-26	.731	8	26	34	3.4	12	0	6	6	4	1	108	10.8
Totals	44-10	653	14.8	93-208	.447	62-161	.385	34-49	.694	17	76	93	2.1	55	0	10	14	16	6	282	6.4

##### Ohio Valley Conference Games Only

Season	G-GS	Min	Avg	FG-FGA	Pct	3FG-3FGA	Pct	FT-FTA	Pct	Off	Def	Tot	Avg	PE	FO	A	TO	Blk	Stl	Pts	Avg
2022-23	18-0	206	11.4	29-68	.426	19-53	.358	0-2	.000	3	23	26	1.4	17	0	2	5	8	4	77	4.3
2023-24																					
Totals																					



## ROB MARTIN

// Guard // 5-10 // 160 // Sophomore

// St. Louis, Mo. // Christian Brothers H.S. // Indiana State

**2023-24:** Is second on the team in scoring with 10.5 points per game in 10 starts at point guard...Leads the team with 37 assists and ranks fourth in the Ohio Valley Conference with 3.7 per game... Scored double figures for the first time in his career when he had 10 points and matched a season-high five assists at Chattanooga (11/26)...Scored nine points at Butler (11/10) and vs. Evansville (11/15 & 11/25)...Finished with 19 points vs. Harris-Stowe (12/6)... Scored 11 of the Redhawks first 16 points of that game...Is fifth in the OVC in assist/turnover ratio (37 assists/22 turnovers, 1.7 ratio)... Recently scored a season-high 22 points at Purdue Fort Wayne (12/9), his fourth double-digit game in five starts.

### Martin's Game-by-Game Statistics

2023-24	FG	3P	FT	O/D	REB	E	PTS	A	TO	B	S	M
at Grand Canyon*	1-8	1-1	0-0	2/0	2	1	3	3	1	0	2	26
at Butler*	3-13	1-3	2-2	0/2	2	4	9	5	2	0	1	32
Evansville*	3-10	2-5	1-2	1/3	4	0	9	3	3	0	0	27
Central Arkansas*	1-5	0-2	2-2	0/1	1	2	4	2	1	0	1	28
vs. Evansville*	3-7	1-3	2-3	1/1	2	3	9	4	2	0	0	31
at Chattanooga*	4-8	1-2	1-1	1/0	1	1	10	5	2	0	0	34
at Kansas City*	4-14	0-3	0-0	2/0	2	1	8	2	1	0	0	31
Missouri Baptist*	4-10	2-4	2-3	0/3	3	1	12	3	2	0	0	30
Harris-Stowe*	8-11	3-4	0-0	1/5	6	0	19	5	3	0	1	26
Purdue Fort Wayne*	8-12	2-5	4-4	1/2	3	2	22	5	5	0	1	34
Lindsey Wilson												
at Illinois State												
Southern Indiana												
Morehead State												
at Western Illinois												
Bethel (Tenn.)												
Lindenwood												
at Tennessee Tech												
SIU Edwardsville												
at UT Martin												
at Little Rock												
at Lindenwood												
Western Illinois												
Tennessee Tech												
Tennessee State												
at Eastern Illinois												
at SIU Edwardsville												
Little Rock												
UT Martin												
at Morehead State												
at Southern Indiana												
Totals	39-98	13-32	14-17	9/17	26	15	105	37	22	0	6	299

• - Game Started

### 2023-24 Season/Career-Highs

Points .....	22	at Purdue Fort Wayne (12/9/23)
Total Rebounds .....	6	vs. Harris-Stowe (12/6/23)
Offensive .....	2	2x, last at Kansas City (11/30/23)
Defensive .....	5	vs. Harris-Stowe (12/6/23)
FG Made .....	8	2x, last at Purdue Fort Wayne (12/9/23)
FG Attempted .....	14	at Kansas City (11/30/23)
3-Point FG Made .....	3	vs. Harris-Stowe (12/6/23)
3-Point FG Attempted .....	5	2x, last at Purdue Fort Wayne (12/9/23)
FT Made .....	4	at Purdue Fort Wayne (12/9/23)
FT Attempted .....	4	at Purdue Fort Wayne (12/9/23)
Assists .....	5	4x, last at Purdue Fort Wayne (12/9/23)
Blocks .....	-	-
Steals .....	2	at Grand Canyon (11/6/23)
Minutes .....	34	2x, last at Purdue Fort Wayne (12/9/23)

### Martin's Career Statistics at Southeast Missouri

Overall																			
Season	G-GS	Min	Avg	FG-FGA	Pct	3FG-3FGA	Pct	FT-FTA	Pct	Off	Def	Tot	Avg	PF	FO	A	TO	Blk	Stl
2023-24	10-10	299	29.9	39-98	.398	13-32	.406	14-17	.824	9	17	26	2.6	15	0	37	22	0	6
Ohio Valley Conference Games Only																			
Season	G-GS	Min	Avg	FG-FGA	Pct	3FG-3FGA	Pct	FT-FTA	Pct	Off	Def	Tot	Avg	PF	FO	A	TO	Blk	Stl
2023-24																			





# 2023-24 SOUTHEAST MISSOURI BASKETBALL NOTES

## PLAYER PROFILES



3

### AQUAN SMART

// Guard // 6-3 // 175 // Junior

// Evanston, Ill. // Niles North H.S. // Florida International

**2023-24:** Averages 8.7 points and 3.1 rebounds per game as Southeast Missouri's third-leading scorer through 10 starts...Made a perfect 4-of-4 free throws and had eight points at Butler (11/10)... Scored two points, had three steals and grabbed two rebounds in his first start of the season at Grand Canyon (11/6)...Made the game-winning shot on a baseline jumper with seven seconds left to beat Central Arkansas (11/20)...Scored double figures in each of his last four games with 13 points at Kansas City (11/30), a season-high 19 vs. Missouri Baptist (12/3), 10 vs. Harris-Stowe (12/6) and 12 at Purdue Fort Wayne (12/9)...Had a career-high eight assists against Harris-Stowe...Ranks second on the team with 29 assists.

#### Smart's Game-by-Game Statistics

2023-24	FG	3P	FT	O/D	REB	E	PTS	A	TO	B	S	M
at Grand Canyon*	1-6	0-2	0-1	0/2	2	3	2	3	5	0	0	13
at Butler*	2-9	0-2	4-4	1/2	3	2	8	0	3	0	1	25
Evansville*	3-8	1-4	0-2	0/1	1	3	7	3	3	1	0	22
Central Arkansas*	3-11	1-6	2-4	0/5	5	3	9	4	5	0	0	27
vs. Evansville*	3-7	1-3	0-0	0/2	2	4	7	1	1	0	1	26
at Chattanooga*	0-7	0-2	0-0	0/2	2	4	0	0	0	0	0	21
at Kansas City*	4-9	0-1	5-7	0/5	5	4	13	0	1	0	1	26
Missouri Baptist*	4-9	2-5	9-10	1/2	3	0	19	5	3	0	1	28
Harris-Stowe*	4-11	2-6	0-0	1/3	4	1	10	8	3	0	1	25
Purdue Fort Wayne*	5-9	0-1	2-3	0/4	4	3	12	5	2	1	0	21
Lindsey Wilson												
at Illinois State												
Southern Indiana												
Morehead State												
at Western Illinois												
Bethel (Tenn.)												
Lindenwood												
at Tennessee Tech												
SIU Edwardsville												
at UT Martin												
at Little Rock												
at Lindenwood												
Western Illinois												
Tennessee Tech												
Tennessee State												
at Eastern Illinois												
at SIU Edwardsville												
Little Rock												
UT Martin												
at Morehead State												
at Southern Indiana												
Totals	29-86	7-32	22-31	3/28	31	27	87	29	26	2	5	234

• - Game Started

#### 2023-24 Season-Highs

Points.....	19	vs. Missouri Baptist (12/3/23)
Total Rebounds.....	5	2x, last at Kansas City (11/30/23)
Offensive.....	1	3x, last vs. Harris-Stowe (12/6/23)
Defensive.....	5	2x, last at Kansas City (11/30/23)
FG Made.....	5	at Purdue Fort Wayne (12/9/23)
FG Attempted.....	11	2x, last vs. Harris-Stowe (12/6/23)
3-Point FG Made.....	2	2x, last vs. Harris-Stowe (12/6/23)
3-Point FG Attempted.....	6	2x, last vs. Harris-Stowe (12/6/23)
FT Made.....	9	vs. Missouri Baptist (12/3/23)
FT Attempted.....	10	vs. Missouri Baptist (12/3/23)
Assists.....	8	vs. Missouri Baptist (12/6/23)
Blocks.....	1	2x, last at Purdue Fort Wayne (12/9/23)
Steals.....	1	6x, last vs. Harris-Stowe (12/6/23)
Minutes.....	28	vs. Missouri Baptist (12/3/23)

#### Career-Highs

Points.....	22	at Lindenwood (2/23/23)
Total Rebounds.....	8	at Lindenwood (2/23/23)
Offensive.....	2	3x, last at Lindenwood (2/23/23)
Defensive.....	7	vs. Little Rock (2/2/23)
FG Made.....	8	at Lindenwood (2/23/23)
FG Attempted.....	14	at Lindenwood (2/23/23)
3-Point FG Made.....	3	2x, last at Lindenwood (2/23/23)
3-Point FG Attempted.....	6	2x, last vs. Harris-Stowe (12/6/23)
FT Made.....	9	vs. Missouri Baptist (12/3/23)
FT Attempted.....	10	vs. Missouri Baptist (12/3/23)
Assists.....	8	vs. Harris-Stowe (12/6/23)
Blocks.....	2	vs. Tennessee Tech (1/21/23)
Steals.....	4	3x, last at Lindenwood (2/23/23)
Minutes.....	42	2x, last at Lindenwood (2/23/23)

#### Smart's Career Statistics at Southeast Missouri

Overall																					
Season	G-GS	Min	Avg	FG-FGA	Pct	3FG-3FGA	Pct	FT-FTA	Pct	Off	Def	Tot	Avg	PE	FO	A	TO	Blk	Stl	Pts	Avg
2022-23	32-25	788	24.6	74-202	.366	20-69	.290	68-92	.739	14	84	98	3.1	109	8	70	75	12	48	236	7.4
2023-24	10-10	234	23.4	29-86	.337	7-32	.219	22-31	.710	3	28	31	3.1	27	0	29	26	2	6	87	8.7
Totals	42-35	1022	24.3	103-288	.358	27-101	.267	90-123	.732	17	112	129	3.1	136	8	99	101	14	54	323	7.7
Ohio Valley Conference Games Only																					
Season	G-GS	Min	Avg	FG-FGA	Pct	3FG-3FGA	Pct	FT-FTA	Pct	Off	Def	Tot	Avg	PE	FO	A	TO	Blk	Stl	Pts	Avg
2022-23	17-15	453	26.6	45-122	.369	10-44	.227	43-58	.741	8	52	60	3.5	58	4	40	39	7	27	143	8.4
2023-24																					
Totals																					



# BRAXTON STACKER

# 44

// Guard // 6-5 // 185 // Sophomore

// Fairview Heights, Ill. // Cardinal Ritter H.S. // Murray State

**2023-24:** Is fifth on the team in scoring with 6.5 points per game in 10 starts...Had nine points and five rebounds in 25 minutes at Butler (11/10)...Posted eight points and four rebounds in his first career Southeast Missouri start at Grand Canyon (11/6)...Shot 3-of-5 from the field and drained one 3-pointer...Played 20 minutes against the Lopes...Matched a season-high nine points vs. both Evansville (11/15) and Missouri Baptist (12/3)...Is second on the team with eight steals...Had a season-high five assists vs. Harris-Stowe (12/6).

## Stacker's Game-by-Game Statistics

2023-24	FG	3P	FT	O/D	REB	E	PTS	A	TO	B	S	M
at Grand Canyon*	3-5	1-1	1-3	0/2	2	4	8	1	3	0	1	21
at Butler*	2-13	1-4	4-4	2/3	5	1	9	1	3	2	2	25
Evansville*	4-6	1-2	0-1	1/1	2	0	9	0	3	0	1	21
Central Arkansas*	1-4	0-2	0-2	0/0	0	2	2	0	2	0	1	12
vs. Evansville*	2-7	0-1	2-2	1/4	5	3	6	0	1	0	0	22
at Chattanooga*	2-7	0-1	4-5	1/1	2	3	8	1	2	1	0	18
at Kansas City*	2-7	0-2	0-0	1/6	7	3	4	0	2	1	1	24
Missouri Baptist*	4-9	0-2	1-1	0/2	2	0	9	0	1	0	1	15
Harris-Stowe*	2-5	0-2	1-2	2/1	3	4	5	5	1	0	1	15
Purdue Fort Wayne*	2-5	1-1	0-0	0/1	1	4	5	0	2	0	0	15
Lindsey Wilson												
at Illinois State												
Southern Indiana												
Morehead State												
at Western Illinois												
Bethel (Tenn.)												
Lindenwood												
at Tennessee Tech												
SIU Edwardsville												
at UT Martin												
at Little Rock												
at Lindenwood												
Western Illinois												
Tennessee Tech												
Tennessee State												
at Eastern Illinois												
at SIU Edwardsville												
Little Rock												
UT Martin												
at Morehead State												
at Southern Indiana												
Totals	24-68	4-18	13-20	8/21	29	24	65	8	20	4	8	188

• - Game Started

## 2023-24 Season/Career-Highs

Points.....9	3x, last vs. Missouri Baptist (12/3/23)
Total Rebounds.....7	at Kansas City (11/30/23)
Offensive.....2	2x, last vs. Harris-Stowe (12/6/23)
Defensive.....6	at Kansas City (11/30/23)
FG Made.....4	2x, last vs. Missouri Baptist (12/3/23)
FG Attempted.....13	at Butler (11/10/23)
3-Point FG Made.....1	4x, last at Purdue Fort Wayne (12/9/23)
3-Point FG Attempted.....4	at Butler (11/10/23)
FT Made.....4	2x, last at Chattanooga (11/26/23)
FT Attempted.....5	at Chattanooga (11/26/23)
Assists.....5	vs. Harris-Stowe (12/6/23)
Blocks.....2	at Butler (11/10/23)
Steals.....2	at Butler (11/10/23)
Minutes.....25	at Butler (11/10/23)

## Stacker's Career Statistics at Southeast Missouri

Overall																			
Season	G-GS	Min	Avg	FG-FGA	Pct	3FG-3FGA	Pct	FT-FTA	Pct	Off	Def	Tot	Avg	PF	FO	A	TO	Blk	Stl
2023-24	10-10	188	18.8	24-68	.353	4-18	.222	13-20	.650	8	21	29	2.9	24	0	8	20	4	8
Ohio Valley Conference Games Only																			
Season	G-GS	Min	Avg	FG-FGA	Pct	3FG-3FGA	Pct	FT-FTA	Pct	Off	Def	Tot	Avg	PF	FO	A	TO	Blk	Stl
2023-24																			



## 2023-24 SOUTHEAST MISSOURI BASKETBALL NOTES

### PLAYER PROFILES



**BJ WARD**

**2**

// Guard // 6-0 // 180 // Freshman  
// St. Louis, Mo. // Chaminade College Prep School

**2023-24:** Dished out a game-high five assists off the bench in his first career NCAA Division I game at Grand Canyon (11/6)...Also had seven points and two steals against the Lopes...Did not play at Butler (11/10) due to a concussion...Scored nine points and had two steals vs. Evansville (11/15)...Leads the team with nine steals...Averages 5.2 points per game and ranks third on the team with 23 assists...Rates 15th in the Ohio Valley Conference in assists (2.6 apg).

#### Ward's Game-by-Game Statistics

2023-24	FG	3P	FT	O/D	REB	E	PTS	A	TO	B	S	M
at Grand Canyon	3-10	1-2	0-0	0/1	1	1	7	5	0	0	2	23
at Butler	DNP	-	-	-	-	-	-	-	-	-	-	-
Evansville	4-6	1-2	0-0	0/2	2	1	9	2	0	0	2	24
Central Arkansas	2-4	0-2	2-2	0/3	3	2	6	7	1	1	1	27
vs. Evansville	0-4	0-3	2-3	1/1	2	2	2	4	3	0	0	24
at Chattanooga	2-7	1-6	0-1	1/2	3	2	5	1	2	0	3	31
at Kansas City	3-10	1-6	0-0	0/0	0	2	7	1	2	0	0	21
Missouri Baptist	3-8	0-4	0-0	1/3	4	1	6	1	0	0	0	18
Harris-Stowe	1-6	1-3	0-0	0/1	1	3	3	1	0	0	1	23
Purdue Fort Wayne	1-3	0-1	0-0	0/1	1	2	2	1	1	0	0	8
Lindsey Wilson												
at Illinois State												
Southern Indiana												
Morehead State												
at Western Illinois												
Bethel (Tenn.)												
Lindenwood												
at Tennessee Tech												
SIU Edwardsville												
at UT Martin												
at Little Rock												
at Lindenwood												
Western Illinois												
Tennessee Tech												
Tennessee State												
at Eastern Illinois												
at SIU Edwardsville												
Little Rock												
UT Martin												
at Morehead State												
at Southern Indiana												
Totals	19-58	5-29	4-6	3/14	17	16	47	23	9	1	9	199

• - Game Started

#### 2023-24 Season/Career-Highs

Points.....	9	vs. Evansville (11/15/23)
Total Rebounds.....	4	vs. Missouri Baptist (12/3/23)
Offensive.....	1	3x, last vs. Missouri Baptist (12/3/23)
Defensive.....	3	2x, last vs. Missouri Baptist (12/3/23)
FG Made.....	4	vs. Evansville (11/15/23)
FG Attempted.....	10	at Grand Canyon (11/6/23)
3-Point FG Made.....	1	5x, last vs. Harris-Stowe (12/6/23)
3-Point FG Attempted.....	6	2x, last at Kansas City (11/30/23)
FT Made.....	2	2x, last vs. Evansville (11/25/23)
FT Attempted.....	3	vs. Evansville (11/25/23)
Assists.....	7	vs. Central Arkansas (11/20/23)
Blocks.....	1	vs. Central Arkansas (11/20/23)
Steals.....	3	at Chattanooga (11/26/23)
Minutes.....	31	at Chattanooga (11/26/23)

#### Ward's Career Statistics at Southeast Missouri

Overall																			
Season	G-GS	Min	Avg	FG-FGA	Pct	3FG-3FGA	Pct	FT-FTA	Pct	Off	Def	Tot	Avg	PE	FO	A	TO	Blk	Stl
2023-24	9-0	199	22.1	19-58	.328	5-29	.172	4-6	.667	3	14	17	1.9	16	0	23	9	1	9
Ohio Valley Conference Games Only																			
Season	G-GS	Min	Avg	FG-FGA	Pct	3FG-3FGA	Pct	FT-FTA	Pct	Off	Def	Tot	Avg	PE	FO	A	TO	Blk	Stl
2023-24																			



# Game 1

## Southeast Missouri 67 Grand Canyon 88

November 6, 2023 • GCU Arena • Phoenix, Ariz.



### PHOENIX

Southeast Missouri dropped its season-opener

to Western Athletic Conference member Grand Canyon University, 88-67, at GCU Arena.

Tyon Grant-Foster scored a game-high 30 points for GCU, which led the entire game.

GCU shot 23 free throws and used a 17-3 advantage at the charity stripe to key a 54-30 halftime lead.

The Lopes started out of the gate with a 14-2 run in the opening four minutes of the contest and never turned back.

Braxton Stacker's alley-oop dunk off a pass from Aquan Smart was SEMO's first points of the year and Adam Larson gave the Redhawks

a nice lift off the bench scoring 10 points in his first 11 minutes.

Larson's layup ended a stretch of 11-consecutive points by the Lopes and he later buried a pair of 3-pointers en route to reaching double-digits for the sixth time in his career.

Rob Martin's 3-pointer cut the Lopes' lead to 19 (67-48) with 9:20 left in the contest, but that was as close as the Redhawks would get.

SEMO played better in the second half, where it edged GCU, 37-34.

Larson led the Redhawks with 13 points. He shot 4-of-6 from the field with three of his makes coming from long range. Josh Earley followed with 10 points, while TJ Biel and Stacker added eight apiece.

# Game 2

## Southeast Missouri 56 Butler 91

November 10, 2023 • Hinkle Fieldhouse • Indianapolis, Ind.



### INDIANAPOLIS

Southeast Missouri fell to Butler, 91-56, in the first meeting between the teams at Hinkle Fieldhouse.

Adam Larson scored 11 points off the bench to lead SEMO against the Bulldogs who are out of the Big East Conference.

The Redhawks fell into a big hole early once again when BU pulled ahead 15-2 in the first 2:53 of the contest. The Bulldogs drained three 3-pointers to key their early surge that ended on DJ Davis' triple with 17:06 remaining in the first half.

Hot shooting BU later opened its lead to 28-8 after scoring nine unanswered points. Evan Eurscher's pullup jumper ended a three-minute

scoreless drought for the Redhawks.

Another Bulldog run, this time 17-0, increased BU's lead to 50-12 before the Bulldogs headed into the locker room up, 55-21.

There were positives in the second half headlined by Larson who scored all of his points in seven minutes on his way to his second double-digit game of the year.

He shot 4-of-5 from the field and made all three of his 3-point attempts. Larson drove the baseline for a nice dunk, as well.

True freshman guard Marqueas Bell also added six points in the second half, where SEMO was edged by one point (36-35).

For the game, the Redhawks shot 29 percent from the field and buried five 3-pointers.



Official Basketball Box Score - Final  
Southeast Mo. St. at Grand Canyon  
11/06/23 GCU Arena, Phoenix  
2023-24 Men's Basketball

Game Time: 7:00 PM  
Game Duration: 2:00  
Attendance: 7,186

Officials: Matthew Rukasin, Marcus Hicks, Levon Zakarian

Southeast Mo. St. - 67												
Record: 0-1												
NO.	Name	Min	FG	3P	FT	Rebounds	Fouls	TP	AS	TO	ST	Blocks
			M-A	M-A	M-A	OR DR TOT	PF					
21	Josh Earley	17:23	5-6	0-0	0-0	0 1 1	3	2	10	0	2	4
1	Rob Martin	26:45	1-8	1-1	0-0	2 0 2	1	2	3	1	2	0
3	Aquan Smart	12:48	1-6	0-2	0-1	0 2 2	3	1	2	3	5	0
5	TJ Biel	23:32	3-7	1-4	1-2	1 3 4	0	3	8	1	0	0
44	Braxton Stacker	20:33	3-5	1-1	1-3	0 2 2	4	2	8	1	3	1
10	David Idada	10:03	0-1	0-0	0-0	0 0 0	5	1	0	1	1	0
11	Evan Eurscher	13:42	0-3	0-1	0-0	0 1 1	2	0	0	1	0	0
4	Adam Larson	18:55	4-6	3-5	2-4	0 5 5	0	2	13	0	1	0
24	Kobe Clark	20:07	2-4	1-2	2-5	4 4 8	0	4	7	0	2	1
2	BJ Ward	22:14	3-10	1-2	0-0	0 1 1	1	1	7	5	0	2
22	Gavyn Elkamil	10:35	2-6	2-2	0-0	2 0 2	0	1	6	1	0	1
12	Asa Barnes	00:00	0-0	0-0	0-0	0 0 0	0	0	0	0	0	0
55	Marqueas Bell	03:23	1-2	1-1	0-0	0 0 0	0	0	3	0	0	1
Team						4	0	4	0	2		
Totals			25-64	11-21	6-15	13	19	32	19	19	67	16

Shooting By Period												
1st	2nd	3rd	4th	OT	FT	FG%	3P%	FT%	FG%	3P%	FT%	FG%
1st	FG%	11-30	36.7%									
2nd	FG%	5-9	55.6%									
3rd	FG%	3-8	37.5%									
4th	FG%	14-34	41.2%									
5th	FG%	6-12	50.0%									
6th	FG%	3-7	42.9%									
7th	FG%	25-64	39.1%									
8th	FG%	11-21	52.4%									
9th	FG%	6-15	40.0%									
Dead Ball Rebounds: 2, 1												



Official Basketball Box Score - Final  
Southeast Mo. St. at Butler  
11/10/23 Hinkle Fieldhouse, Indianapolis, IN  
2023-24 Men's Basketball

Game Time: 8:30 PM  
Game Duration: 1:59  
Attendance: 7,072

Officials: Pat Driscoll, Lamar Simpson, Nick Terry

Southeast Mo. St. - 56												
Record: 0-2												
NO.	Name	Min	FG	3P	FT	Rebounds	Fouls	TP	AS	TO	ST	Blocks
			M-A	M-A	M-A	OR DR TOT	PF					
21	Josh Earley	20:19	1-5	0-0	0-2	2 2 4	0	2	2	0	2	0
1	Rob Martin	32:32	3-13	1-3	2-2	0 2 2	4	1	9	5	2	1
3	Aquan Smart	24:09	2-9	0-2	4-4	1 2 3	2	4	8	0	3	1
5	TJ Biel	18:24	1-5	0-1	0-2	4 2 6	3	2	2	1	0	0
44	Braxton Stacker	25:16	2-13	1-4	4-4	2 3 5	1	4	9	1	3	2
10	David Idada	13:23	2-2	0-0	1-3	3 2 5	2	2	5	0	2	0
24	Kobe Clark	12:11	1-2	0-1	0-0	1 3 4	3	0	2	2	1	0
4	Adam Larson	14:17	4-7	3-5	0-0	0 2 2	2	0	11	0	0	1
11	Evan Eurscher	09:28	1-3	0-2	0-0	0 0 0	0	0	1	2	1	0
22	Gavyn Elkamil	08:34	0-2	0-2	0-0	0 0 0	0	0	0	0	0	0
55	Marqueas Bell	15:09	3-7	0-1	0-0	0 3 3	2	0	6	1	2	0
35	Mason Harbuck	06:18	0-1	0-0	0-0	0 1 1	1	0	0	0	0	0
Team						0	1	1	0	0		
Totals			20-69	5-21	11-17	13	23	36	20	16	56	11

Shooting By Period												
1st	2nd	3rd	4th	OT	FT	FG%	3P%	FT%	FG%	3P%	FT%	FG%
1st	FG%	7-32	21.9%									
2nd	FG%	2-10	20.0%									
3rd	FG%	5-7	71.4%									
4th	FG%	13-37	35.1%									
5th	FG%	3-11	27.3%									
6th	FG%	6-10	60%									
7th	FG%	20-69	29.0%									
8th	FG%	5-21	23.8%									
9th	FG%	11-17	64.7%									
Dead Ball Rebounds: 3, 1												

Grand Canyon - 88												
Record: 1-0												
NO.	Name	Min	FG	3P	FT	Rebounds	Fouls	TP	AS	TO	ST	Blocks
			M-A	M-A	M-A	OR DR TOT	PF					
24	Duke Brennan	18:43	5-6	0-0	2-3	3 7 10	4	2	12	0	3	1
30	Gabe McGlothlin	27:38	1-4	1-4	2-2	2 3 5	2	2	5	3	4	0
0	Ray Harrison	27:24	1-9	0-2	1-3	2 3 5	1	3	5	3	0	0
7	Tyon Grant-Foster	24:42	10-15	2-5	8-11	0 4 4	2	5	30	0	2	3
8	Colin Moore	28:07	2-7	0-2	4-4	2 2 4	1	3	8	2	1	3
2	Sydney Curry	17:05	4-7	0-0	0-2	4 5 9	1	1	8	1	2	1
5	Lok Wur	16:44	1-4	1-3	0-0	0 4 4	5	1	3	0	0	1
33	Isaiah Shaw	21:57	4-7	3-5	2-2	0 1 1	3	2	13	0	1	1
6	Malcolm Flagg	04:38	0-0	0-0	0-0	0 0 0	0	0	0	1	0	0
12	Marquese Josephs	04:38	2-2	0-0	0-0	0 0 0	0	0	4	1	0	0
1	Derrick Michael Xzaviero	04:12	1-1	0-0	0-0	1 1 2	0	0	2	0	0	0
21	Noah Amenhauser	04:12	0-0	0-0	0-0	0 0 0	0	0	0	0	1	0
Team						1	3	4	0	0		
Totals			31-62	7-21	19-27	15	33	48	19	18	11	9

Shooting By Period												
1st	2nd	3rd	4th	OT	FT	FG%	3P%	FT%	FG%	3P%	FT%	FG%
1st	FG%	16-32	50.0%									
2nd	FG%	5-12	41.7%									
3rd	FG%	17-33	73.9%									
4th	FG%	15-30	50.0%									
5th	FG%	2-9	22.2%									
6th	FG%	2-4	50%									
7th	FG%	31-62	50.0%									
8th	FG%	7-21	33.3%									
9th	FG%	19-27	70.4%									
Dead Ball Rebounds: 4, 0												

Technical Fouls: NONE												
Period by Period Scoring												
1st	2nd	3rd	4th	OT	FT	FG%	3P%	FT%	FG%	3P%	FT%	FG%
1st	FG%	15	24									
2nd	FG%	26	46									
3rd	FG%	10	17									
4th	FG%	10	18									
5th	FG%	36	30									

Butler - 91			Record: 2-0																			
NO.	Name	Min	FG M-A	3P M-A	FT M-A	Rebounds OR DR TOT	Fouls PF FO	TP	AS	TO	ST	Blocks BS BA	+/-	Shooting By Period								
1	Jalen Thomas	C 13:31	2-4	0-0	0-0	1	8	9	1	4	0	0	1	16	1st	FG%	18-35	51.4%				
4	DJ Davis	C 21:17	1-3	1-2	10-10	0	2	2	3	5	13	0	4	1	0	3PT%	6-16	37.5%				
5	Posh Alexander	C 20:18	5-8	3-4	2-2	0	3	3	1	2	15	2	1	2	0	FT%	13-14	92.9%				
11	Jahmyl Telford	C 20:58	4-9	0-2	4-4	0	2	2	0	2	12	2	0	2	1	GM FG%	10-23	43.5%				
21	Pierre Brooks	C 25:15	5-12	2-6	2-4	1	4	5	2	2	14	3	0	1	1	3PT%	3-9	33.3%				
23	Andre Screen	11:51	1-1	0-0	4-4	3	5	8	2	2	6	0	3	0	0	FT%	13-20	65%				
23	Flinley Bizjak	25:01	2-8	1-5	1-2	1	0	1	0	2	6	5	0	0	1	GM FG%	29-58	48.3%				
24	Landon Moore	23:25	1-3	1-2	2-6	0	4	4	2	3	5	0	3	0	1	3PT%	9-25	36.0%				
22	Connor Turnbull	19:36	1-3	0-2	0-0	0	5	5	2	0	2	1	0	2	3	FT%	26-34	76.5%				
3	Boden Kapke	13:39	5-6	0-1	1-2	1	5	6	2	1	11	1	1	0	0	Dead Ball Rebounds: 6.0						
3	Ethan McComb	03:11	1-1	1-1	0-0	0	0	0	0	0	1	0	0	0	0							
2	Artemios Gavalas	00:59	0-0	0-0	0-0	0	0	0	0	0	0	0	0	0	0							
35	John-Michael Mulloy	00:59	0-0	0-0	0-0	0	0	0	0	0	1	1	0	0	0							
Team						1		2	2			0										
Totals			28:58	9-25	26-34	8	39	47	16	19	91	15	13	9	7	4						





# 2023-24 SOUTHEAST MISSOURI BASKETBALL NOTES

## GAME SUMMARIES

### Game 3

#### Evansville 76 Southeast Missouri 57

November 15, 2023 • Show Me Center • Cape Girardeau, Mo.



#### CAPE GIRARDEAU, MO.

Rob Martin,  
Braxton Stacker  
and BJ Ward each

scored nine points as Southeast Missouri dropped its home-opener to Evansville, 76-57, at the Show Me Center.

SEMO, which never led in the game, struggled to get anything going against UE.

The Redhawks pulled within four points (27-23) on a layup by Adam Larson with a little over six minutes left in the first half before UE used a 12-5 run to grab a 39-28 advantage at the intermission.

Ben Humrichous' 3-pointer gave the Purple Aces a spark and UE scored 10 of the next 13 points to

build a 37-26 lead. Cameron Haffner buried a three to give the Purple Aces their first double-digit lead with 1:47 to go. Antonio Thomas' layup pushed UE's lead to 13 before BJ Ward scored the final points of the half on a jumper.

The Purple Aces used an 8-0 run to widen their lead to 56-40 with 14:12 remaining and led by as many as 21 (76-55) when Haffner hit a 3-pointer at the 1:13 mark.

Martin added three assists and four rebounds and Ward finished with two steals, as well. Kobe Clark paced SEMO with five rebounds off the bench. The Redhawks edged the Purple Aces, 31-30, in rebounds.

Yacine Toumi pitched in a game-high 20 points for UE.

### Game 4

#### Central Arkansas 68 Southeast Missouri 70

November 20, 2023 • Show Me Center • Cape Girardeau, Mo.



#### CAPE GIRARDEAU, MO.

Josh Earley scored  
a career-high 19  
points and Aquan

Smart made the game-winning shot with seven seconds left to send Southeast Missouri to its first win of the season, 70-68, over Central Arkansas.

Tied, 68-68, Smart drove to his right and sunk a baseline jumper with one second on the shot clock. Before that make, Smart was only 2-of-10 from the floor.

UCA had one last chance, but SEMO didn't let the Bears get a shot off.

The Redhawks overcame a 12-point deficit in the second half to grind out their pre-Thanksgiving

holiday win.

UCA began the second half with a 14-3 run to take a double-digit lead in the six minutes. Masai Olowokere knocked down back-to-back 3-pointers with is second extending the Bears' margin to 41-30 with 14:10 to go.

The Bears ran their largest lead to 12 points before Gavyn Elkamil later made it a three-point contest. Elkamil drained a 3-pointer on consecutive possessions to slice UCA's lead to 52-49 at the 8:37 mark.

Earley shot a near-perfect 8-of-9 from the field en route to his career-best. He scored 10 of his points in the first half. Earley added a team-high seven rebounds, as well.

Elkamil and Evan Eursher followed with 11 and 10 points.



Official Basketball Box Score - Final  
Evansville at Southeast Mo. St.  
11/15/23 Show Me Center, Cape Girardeau  
2023-24 Men's Basketball

Game Time: 6:30 PM  
Game Duration: 1:47  
Attendance: 1,023

Officials: Steve Divina, Andrew Walton, John St. Clair

Record: 3-0

NO.	Name	Min	FG	3P	FT	Rebounds	Fouls	TP	AS	TO	ST	Blocks	+/-
			M-A	M-A	M-A	OR DR TOT	PF	FD				BS BA	
10	Yacine Toumi	F 24:13	10-13	0-2	0	5	5	4	2	20	3	0	13
13	Ben Humrichous	F 25:18	7-10	2-4	2-3	1	3	4	2	18	0	1	14
2	Antonio Thomas	G 24:23	3-5	0-1	2-2	0	1	1	2	8	4	0	15
3	Cameron Haffner	G 24:48	4-9	2-4	0-0	0	2	2	1	10	0	3	9
20	Kenny Strawbridge	G 29:46	3-8	0-1	2-2	1	6	7	1	3	5	2	19
11	Joshua Hughes	18:37	2-5	0-1	0-0	0	3	3	1	1	4	0	7
4	Chuck Bailey III	13:27	2-5	0-0	2-3	1	2	3	0	6	0	1	0
00	Gage Bobe	12:59	0-0	0-0	0-0	0	1	1	4	0	3	1	0
1	Tanner Cuff	15:37	0-3	0-1	0-0	0	3	3	1	0	1	0	1
22	Sekou Kalle	10:52	1-2	0-0	0-0	0	1	1	2	0	2	1	4
Team			0			0			0			1	
Totals			32-60	4-12	8-12	3	27	30	17	13	76	17	11

Technical Fouls: NONE

Southeast Mo. St. - 57

Record: 0-3

NO.	Name	Min	FG	3P	FT	Rebounds	Fouls	TP	AS	TO	ST	Blocks	+/-
			M-A	M-A	M-A	OR DR TOT	PF	FD				BS BA	
21	Josh Earley	F 17:16	2-5	0-0	0-0	2	2	4	1	0	4	0	-8
1	Rob Martin	G 27:30	3-10	2-5	1-2	1	3	4	0	1	9	3	-15
3	Aquan Smart	G 22:05	3-8	1-4	0-2	0	1	1	3	2	7	3	-12
5	TJ Biel	G 08:00	0-0	0-0	0-1	0	2	2	3	2	0	0	-3
44	Braxton Stacker	G 20:18	4-6	1-2	0-1	1	1	2	0	4	9	3	-11
24	Kobe Clark	15:15	1-3	0-2	0-0	2	3	5	2	0	1	0	-7
4	Adam Larson	13:07	3-5	1-3	0-0	0	2	2	1	0	7	0	-6
10	David Idada	11:40	0-2	0-0	0-2	0	1	1	0	3	0	1	-1
2	BJ Ward	23:58	4-6	1-2	0-0	0	2	2	1	0	9	2	-11
11	Evan Eursher	17:25	2-5	0-2	0-0	0	3	3	0	2	7	1	-4
22	Gavyn Elkamil	09:31	0-2	0-2	0-0	0	3	3	1	1	0	1	-8
55	Marqueas Bell	04:30	0-0	0-0	1-2	0	1	1	0	1	0	1	-2
35	Mason Hanback	09:19	1-1	0-0	0-1	1	0	1	1	2	0	0	-7
Team			0			0			0			0	
Totals			23-53	7-22	4-13	7	24	31	13	17	57	10	18

Technical Fouls: NONE

		Evansville	SEMO
Biggest lead		21 (2 <sup>nd</sup> 1:13)	0 (1 <sup>st</sup> 20:00)
Best Scoring Run		8 (2 <sup>nd</sup> 14:12)	5 (1 <sup>st</sup> 9:36)
Lead Changes		0	0
Times Tied		1	0
Time with Lead		38:32	00:00
Points from Turnovers		29	11
Paint		52	22
Second Chance		3	12
Fast Breaks		15	4
Bench		12	28



Official Basketball Box Score - Final  
Central Ark. at Southeast Mo. St.  
11/20/23 Show Me Center, Cape Girardeau  
2023-24 Men's Basketball

Game Time: 6:30 PM  
Game Duration: 2:00  
Attendance: 1,221

Officials: Kevin Driver, Cedric Coleman, Kyle Stewart

Record: 1-1

NO.	Name	Min	FG	3P	FT	Rebounds	Fouls	TP	AS	TO	ST	Blocks	+/-
			M-A	M-A	M-A	OR DR TOT	PF	FD				BS BA	
0	Ulong Abasi Etim	F 24:18	7-7	0-0	1-3	2	6	8	4	4	0	0	-5
12	Tucker Anderson	F 24:53	3-10	0-3	0-0	2	2	4	3	1	6	0	7
4	Johannes Kripipuu	G 35:58	2-9	0-1	0-0	2	4	6	3	4	8	3	2
5	Masai Olowokere	G 31:03	2-6	2-5	4-4	0	1	1	0	2	10	3	2
25	Elias Cato	G 23:37	5-11	0-1	4-7	1	3	4	5	5	14	0	2
3	Tucker Bowman	00:48	0-0	0-0	0-0	0	0	0	0	0	0	0	0
10	Ishe Klintman	08:57	1-1	1-1	0-0	0	3	3	2	0	3	0	-4
11	Carl Daughtery Jr.	17:38	1-9	0-1	0-0	1	3	4	2	1	2	0	-6
21	Daniel Soffield	26:53	3-7	3-5	5-8	0	2	2	4	14	3	1	-3
15	Caleb Carr	01:55	0-0	0-0	0-0	0	1	1	0	0	0	0	-1
Team			0			0			0			1	
Totals			24-60	6-17	14-22	8	25	33	21	20	68	14	9

Technical Fouls: NONE

Southeast Mo. St. - 70

Record: 1-3

NO.	Name	Min	FG	3P	FT	Rebounds	Fouls	TP	AS	TO	ST	Blocks	+/-
			M-A	M-A	M-A	OR DR TOT	PF	FD				BS BA	
4	Adam Larson	F 08:06	0-2	0-2	0-0	2	0	2	3	0	0	1	-6
21	Josh Earley	F 29:58	8-9	0-0	0-0	3-4	2	5	7	1	8	19	0
1	Rob Martin	G 27:24	1-5	0-2	2-2	0	1	1	1	2	1	4	-6
3	Aquan Smart	G 27:01	3-11	1-6	2-4	0	5	5	3	2	9	4	-2
44	Braxton Stacker	G 12:34	1-4	0-2	0-2	0	0	0	1	2	0	1	-13
5	TJ Biel	18:06	2-6	0-3	1-1	1	2	3	1	2	5	2	8
2	BJ Ward	27:25	2-4	0-2	2-2	0	3	3	2	2	6	7	13
10	David Idada	09:25	2-2	0-0	0-0	0	6	6	3	1	4	0	-2
11	Evan Eursher	21:13	3-5	2-4	1-5	6	3	3	2	10	1	2	11
22	Gavyn Elkamil	15:55	3-7	3-7	2-2	2	1	3	0	2	11	0	3
55	Marqueas Bell	02:53	0-1	0-1	0-0	0	1	1	0	0	0	0	0
Team			0			0			0			0	
Totals			25-56	6-29	14-21	8	29	37	20	21	70	16	14

Technical Fouls: NONE

	UCA	SEMO				
Biggest lead	12 (2 <sup>nd</sup> 12:44)	3 (1 <sup>st</sup> 4:07)				
Best Scoring Run	10 (2 <sup>nd</sup> 14:10)	8 (2 <sup>nd</sup> 10:08)				
Lead Changes	10					
Times Tied	10					
Time with Lead	27:35	07:20				
Points from Turnovers	9	5	Period by Period Scoring			
Paint	26	32	1st	2nd	TOT	
Second Chance	11	5	UCA	27	41	68
Fast Breaks	8	14				
Bench	19	36	SEMO	27	43	70

## 2023-24 SOUTHEAST MISSOURI BASKETBALL NOTES

## GAME SUMMARIES

Game  
5Southeast Missouri 74  
Evansville 93

November 25, 2023 • McKenzie Arena • Chattanooga, Tenn.

CHATTANOOGA,  
TENN.Adam Larson  
dropped in a  
career-high 22

points with a career-best six 3-pointers and Southeast Missouri put together a strong second half in a 93-74 loss to Evansville Saturday at the Coke Zero Sugar Classic.

SEMO, which met UE for the second time in 10 days, outscored the Purple Aces, 45-42, in the game's final 20 minutes.

Larson scored 11 points and made three 3-pointers in both halves en route to his team-high third double-digit game this season. It was his second-straight start after coming off the bench in each of SEMO's first three contests.

Down, 51-29, at halftime, the Redhawks were on fire to start the second half.

Rob Martin and Aquan Smart both buried a 3-pointer to jumpstart a 10-2 run and SEMO quickly got within 14 (53-39) when Martin scored again on a layup in just under two minutes.

The Redhawks made nine of their first 10 field goals, four of their first five 3-pointers and used a 20-8 surge to cut UE's lead to single digits (62-54). Smart's pullup jumper capped the run with 13:40 remaining.

UE, however, countered with a 9-0 run to take a 71-54 lead at the 11:34 mark and SEMO never got any closer than 12 after that.

Game  
6Southeast Missouri 56  
Chattanooga 72

November 26, 2023 • McKenzie Arena • Chattanooga, Tenn.

CHATTANOOGA,  
TENN.Adam Larson  
scored 13 points  
to lead Southeast

Missouri, which wrapped up the Coke Zero Sugar Classic with a 72-56 loss to Chattanooga at McKenzie Arena.

Larson closed out his impressive weekend with a combined 35 points (17.5 ppg) and 10 three-pointers made in two starts during the multi-team event.

A cold start put SEMO behind early against the Southern Conference's top defense.

The Redhawks went scoreless for the opening 4:53 of play missing their first seven field goals along the way. Trailing, 11-0, SEMO ended its

drought when David Idada rebounded his own miss and scored with 15:07 remaining in the first half.

SEMO settled down and responded with a 10-3 surge. BJ Ward and Evan Eursher both drained a 3-pointer with Eursher's cutting UTC's lead to 14-10 ahead of a media timeout.

The Redhawks managed to close UTC's lead to seven with the help of a 3-pointer by Larson and reverse layup by Rob Martin. Martin's basket narrowed the Mocs margin to 47-40 with 13:33 remaining in the second half.

That was as close as SEMO would get as UTC followed with an 11-2 jaunt finish off its victory.

Official Basketball Box Score - Final  
Southeast Mo. St. at Evansville  
11/25/23 McKenzie Arena, Chattanooga  
2023-24 Men's BasketballGame Time: 2:00 PM  
Game Duration: 1:50  
Attendance: 2,163

Officials: Michael Terry, Alex Langley, Kevin Mathis

Southeast Mo. St. - 74												
Record: 1-4												
NO. Name	Min	FG	3P	FT	Rebounds	Fouls	TP	AS	TO	ST	Blocks	+/-
		M-A	M-A	M-A	OR DR TOT	PF	FD				BS BA	
4 Adam Larson	F 27:17	7-10	6-8	2-2	1 3 4	1 1	22	2	0	0	1 0	-15
21 Josh Earley	F 16:17	4-5	0-0	0-0	2 3 5	0 0	8	0	3	0	0 0	-4
1 Rob Martin	G 30:38	3-7	1-3	2-3	1 1 2	3 3	9	4	2	0	0 0	-17
3 Aquan Smart	G 25:21	3-7	1-3	0-0	0 2 2	4 0	7	1	1	1	0 1	-3
44 Braxton Stackler	G 22:35	2-7	0-1	2-2	1 4 5	3 6	6	0	1	0	0 0	-2
10 David Idada	07:29	1-2	0-0	0-2	0 3 3	2 2	2	0	1	0	2 1	-2
2 BJ Ward	23:56	0-4	0-3	2-3	1 1 2	2 2	2	4	3	0	0 0	-16
5 TJ Biel	15:10	3-6	1-4	4-4	0 0 0	3 3	11	0	0	0	1 0	-11
11 Evan Eursher	10:45	1-1	0-0	0-0	0 1 1	1 0	2	1	0	0	0 0	-15
35 Mason Hanback	09:22	1-2	0-0	0-0	0 0 0	1 0	2	0	1	0	0 0	-13
22 Gavyn Elkamil	09:34	1-7	0-4	1-1	2 2 4	0 1	3	2	1	0	0 2	-1
55 Marques Bell	01:36	0-0	0-0	0-0	0 0 0	0 0	0	0	1	0	0 0	-2
Team					1 2 3	0	0	0	0	0		
Totals		26-58	9-26	13-17	9 26 31	20 18	74	14	14	1	4	-19

Technical Fouls: NONE

Evansville - 93												
Record: 6-9												
NO. Name	Min	FG	3P	FT	Rebounds	Fouls	TP	AS	TO	ST	Blocks	+/-
		M-A	M-A	M-A	OR DR TOT	PF	FD				BS BA	
10 Yacine Toumi	F 14:29	3-5	0-0	1-2	0 5 5	3 1	7	1	1	0	0 0	6
13 Ben Hurnrichous	F 37:09	11-13	3-5	2-2	2 4 6	1 3	27	2	0	1	2 0	16
2 Antonio Thomas	G 30:53	2-5	0-0	0-4	0 4 4	2 2	7	2	2	2	0 0	11
3 Cameron Hatfield	G 17:01	0-3	0-2	0-0	2 1 3	2 0	0	0	0	0	0 0	5
20 Kenny Strawbridge	G 17:59	6-11	0-1	5-7	1 0 1	1 4	17	2	0	1	0 2	9
1 Tanner Cuff	29:46	2-7	0-0	3-5	0 7 7	2 4	7	5	0	3	0 2	19
11 Joshua Hughes	28:22	8-12	0-1	5-8	3 3 6	1 5	21	3	0	0	2 0	16
00 Gage Bobe	05:19	0-1	0-1	0-0	0 1 1	2 0	0	1	0	0	0 0	6
4 Chuck Bailey III	19:02	3-5	1-2	0-1	0 1 1	4 1	7	1	3	2	0 0	7
Team					1 0 1	0	0	0	0	0		
Totals		35-62	4-12	19-29	9 26 35	18 20	93	17	6	9	4	19

Technical Fouls: NONE

SEM		EVA		Points from		SEM		EVA		Period by Period Scoring			
Biggest lead	0 (1 <sup>st</sup> 20:00)	27 (1 <sup>st</sup> 1:28)	Turnovers	11	15	Paint	24	60	Paint	SEM	29	45	74
Best Scoring Run	11 (2 <sup>nd</sup> 19:27)	9 (1 <sup>st</sup> 5:19)	Second Chance	3	10	Fast Breaks	4	8	Fast Breaks	EVA	51	42	93
Lead Changes	0	0	Bench	22	35								
Times Tied	0	0											
Time with Lead	00:00	39:47											

Official Basketball Box Score - Final  
Southeast Mo. St. at Chattanooga  
11/26/23 McKenzie Arena, Chattanooga  
Coke Zero Sugar ClassicGame Time: 2:00 PM  
Game Duration: 1:58  
Attendance: 2,907

Officials: Byron Evans, Kyle Bottoms, Chris McCurry

Southeast Mo. St. - 56												
Record: 1-5												
NO. Name	Min	FG	3P	FT	Rebounds	Fouls	TP	AS	TO	ST	Blocks	+/-
		M-A	M-A	M-A	OR DR TOT	PF	FD				BS BA	
4 Adam Larson	F 22:14	4-8	4-6	1-2	0 3 3	2 1	13	0	1	0	0 0	-9
21 Josh Earley	F 12:22	0-2	0-0	0-0	0 1 1	1 0	0	0	2	0	0 0	-23
1 Rob Martin	G 34:03	4-8	1-2	1-1	1 0 1	1 3	10	5	2	0	0 0	-20
3 Aquan Smart	G 20:21	0-7	0-2	0-0	0 2 2	4 0	0	0	0	1	0 0	-15
44 Braxton Stackler	G 17:52	2-7	0-1	4-5	1 1 2	3 4	8	1	2	0	1 1	-2
5 TJ Biel	16:46	1-3	0-0	3-4	2 0 2	1 2	5	0	1	0	0 2	-12
10 David Idada	15:25	2-5	0-1	2-6	5 7 12	3 5	6	0	1	1	1 1	6
2 BJ Ward	30:57	2-7	1-6	0-1	1 2 3	2 4	5	1	2	3	0 0	-5
11 Evan Eursher	13:34	2-7	1-4	0-0	0 1 1	3 1	5	0	1	1	0 0	-1
35 Mason Hanback	07:44	1-1	0-0	0-0	0 0 0	1 0	2	0	0	0	0 0	4
22 Gavyn Elkamil	08:42	1-3	0-2	0-0	0 1 1	1 0	2	0	0	0	0 0	-3
Team					1 0 1	0	0	0	0	0		
Totals		19-58	7-24	11-19	11 18 29	22 20	56	7	12	6	2	-16

Technical Fouls: NONE

Chattanooga - 72												
Record: 5-1												
NO. Name	Min	FG	3P	FT	Rebounds	Fouls	TP	AS	TO	ST	Blocks	+/-
		M-A	M-A	M-A	OR DR TOT	PF	FD				BS BA	
4 Sam Alexis	F 26:59	7-10	2-4	2-4	2 7 9	4 2	18	2	3	0	1 0	20
10 Tyler Millin	F 26:20	0-3	0-1	4-4	3 5 8	4 3	4	1	2	0	1 1	19
25 Jan Zidek	F 19:30	4-6	1-2	7-10	0 5 5	3 3	7	16	2	2	0 1	5
3 Honor Huff	G 31:41	6-13	3-6	3-3	0 3 3	1 2	18	2	2	0	0 0	10
77 Myles Che	G 24:59	4-5	0-0	3-4	0 3 3	5 1	11	3	2	2	0 0	27
0 Noah Melson	06:56	0-1	0-1	0-0	0 0 0	0 0	0	0	0	0	0 0	-4
22 Demetrius Davis	17:50	1-3	0-1	0-0	0 1 1	1 0	2	1	2	1	0 0	-4
34 Randy Brady	21:51	1-1	0-0	1-5	2 5 7	2 3	3	1	1	0	0 0	2
11 Rudy Fitzgibbons III	17:14	0-2	0-1	0-0	0 3 3	2 0	0	0	1	1	0 1	-1
5 Sean Cusano	06:41	0-0	0-0	0-0	0 1 1	0 0	0	0	0	0	0 0	6
Team					2 1 3	0	0	0	1	0		
Totals		23-44	6-16	20-30	9 34 43	20 22	72	12	16	4	4	2

Technical Fouls: NONE

SEMO		CHATT		Points from		SEMO		CHATT		Period by Period Scoring			
Biggest lead	0 (1 <sup>st</sup> 20:00)	19 (2 <sup>nd</sup> 0:57)	Turnovers	12	11	Paint	22	26	Paint	SEMO	25	31	56
Best Scoring Run	7 (1 <sup>st</sup> 13:37)	12 (1 <sup>st</sup> 15:25)	Second Chance	8	8	Fast Breaks	3	0	Fast Breaks	CHATT	35	37	72
Lead Changes	0	0	Bench	25	5								
Times Tied	0	0											
Time with Lead	00:00	38:47											

OVC TOURNAMENT CHAMPIONS | 1999-2000 • 2022-2023

NCAA TOURNAMENT | 1999-2000 • 2022-2023



# 2023-24 SOUTHEAST MISSOURI BASKETBALL NOTES

## GAME SUMMARIES

### Game 7

#### Southeast Missouri 44 Kansas City 74

November 30, 2023 • Swinney Center • Kansas City, Mo.



**KANSAS CITY, MO.**  
Southeast Missouri scored a season-low 44 points in a 74-44 loss to Kansas City at the Swinney Center.

SEMO, which led for only 20 seconds of the game, scored 17 points in the opening 20 minutes of play. The Redhawks did not score for the final 4:55 of the first half and trailed, 38-17, at the intermission.

Aquan Smart's turnaround jumper put SEMO ahead, 8-6, early on before KC went on a 14-2 run to get a double-digit advantage at 20-10 with 11:54 to play.

Mason Hanback's layup narrowed the Roos' lead to 26-17 at the 4:55 mark for SEMO's last points of the first half. The Redhawks went 0-of-8

from the field and missed two free throws in that stretch.

KC led by as many as 31 points with 2:28 left before ending its five-game losing streak with its third victory of the season.

Smart scored 13 points to lead SEMO which shot 28.8 percent (17-of-59) from the field. The Redhawks made just one 3-pointer going 1-of-19 from beyond the arc. BJ Ward made SEMO's lone 3-pointer.

Jamar Brown led KC with 19 points and Cameron Faas followed with 16 points and nine rebounds. The Roos outrebounded the Redhawks 52-31 and pulled down 15 offensive boards, as well.

### Game 8

#### Missouri Baptist 56 Southeast Missouri 84

December 3, 2023 • Show Me Center • Cape Girardeau, Mo.



#### CAPE GIRARDEAU, MO.

Aquan Smart scored 19 points and Southeast

Missouri made 26 free throws in an 84-56 rout of Missouri Baptist at the Show Me Center.

Smart led four players in double figures for the Redhawks. Adam Larson added 15 points, Rob Martin had 12 and TJ Biel chipped in 11.

SEMO, which led from start to finish for the first time this season, outscored MBU, 26-6, at the free throw line en route to its second-straight home victory.

Up, 30-25, with 6:48 remaining in the first half, the Redhawks blew the game open with a 14-0 run.

Biel ignited the surge with a 3-pointer and Smart followed with the next six points. After Mason Hanback scored on a layup, Smart drained a 3-pointer to cap the run as SEMO extended its lead to 44-25 at the 2:01 mark.

Biel's second chance layup with three seconds on the clock sent SEMO into the locker room with its first halftime lead of the year, 48-29.

SEMO didn't let up in the second half where it pushed its lead over 20 points.

The Redhawks took their largest lead of the contest at 84-54 when Hanback made a layup with 25 seconds to go.

Smart shot 4-of-9 from the field and a near perfect 9-of-10 at the free throw line.



Official Basketball Box Score - Final  
**Southeast Mo. St. at Kansas City**  
11/30/23 Swinney Center, Kansas City  
2023-24 Men's Basketball

Game Time: 7:00 PM  
Game Duration: 2:02  
Attendance: 1,297

Officials: Shane Stagg, Jim Bruno, Michael Kitz

Southeast Mo. St. - 44												
Record: 1-6												
NO.	Name	Min	FG	3P	FT	Rebounds	Fouls	TP	AS	TO	ST	Blocks
			M-A	M-A	M-A	OR DR TOT	PF PD					BS BA +/-
4	Adam Larson	F 21:27	0-4	0-2	2-2	0 3 3	1 1	2	0	0	0	0 -6
21	Josh Earley	F 15:21	2-4	0-0	0 2 2	4 1 4	0 2	0	1	1	1	-4
1	Rob Martin	G 31:51	4-14	0-3	0 0	2 0 2	1 2	8	2	1	0	-21
3	Aquan Smart	G 25:14	4-9	0-1	5-7	0 5 5	4 4	13	0	1	1	-12
44	Braxton Stackler	G 23:46	2-7	0-2	0 0	1 6 7	3 3	4	0	2	1	-10
5	TJ Biel	12:00	0-0	0-0	1-2	0 0 0	1 1	1	0	1	0	-25
11	Evan Eurscher	09:56	0-5	0-4	0 0	0 0 0	2 0	0	0	1	0	-11
2	BJ Ward	20:57	3-10	1-6	0 0	0 0 0	2 1	7	1	2	0	-24
10	David Idada	10:19	0-2	0-0	0 2	0 0 0	1 3	0	0	0	2	-16
22	Gavyn Elkamil	09:49	0-1	0-1	0 0	1 1 2	4 1	1	0	1	0	-12
55	Marqueas Bell	09:07	1-2	0-0	1-2	0 1 1	2 1	3	0	1	1	-3
35	Mason Hanback	10:13	1-1	0-0	0 0	2 1 3	3 2	2	0	0	1	-6
Team						2 4 6				0		
Totals			17-59	1-19	9-16	8 23 31	28 20	44	4	10	4	-30
Technical Fouls: NONE												

Shooting By Period		
1st FG%	8-29	27.6%
3PT%	1-9	11.1%
FT%	0-2	0%
2nd FG%	9-30	30.0%
3PT%	0-10	0.0%
FT%	9-14	64.3%
GM FG%	17-59	28.8%
3PT%	1-19	5.3%
FT%	9-16	56.3%
Dead Ball Rebounds: 4, 1		



Official Basketball Box Score - Final  
**Mo. Baptist at Southeast Mo. St.**  
12/03/23 Show Me Center, Cape Girardeau  
2023-24 Men's Basketball

Game Time: 3:00 PM  
Game Duration: 1:48  
Attendance: 1,242

Officials: James Hicks, Davis Maxwell, Kyle Stewart

Mo. Baptist - 56												
Record: 0-1												
NO.	Name	Min	FG	3P	FT	Rebounds	Fouls	TP	AS	TO	ST	Blocks
			M-A	M-A	M-A	OR DR TOT	PF PD					BS BA +/-
12	Bryven McMullen	F 22:33	1-5	0-2	0 0	2 2 2	3 3	0	1	1	1	0
30	Starling Benjamin	F 21:45	1-6	0-0	1-2	0 6 6	3 1	3	1	1	0	-18
44	Connor Redrow	F 20:19	1-2	1-2	0 0	0 3 3	2 1	3	1	1	0	-21
2	Evan Palmquist	G 25:14	1-4	0-2	1-2	0 4 4	2 2	3	0	7	2	-15
5	D'Mari Wiltz	G 22:03	6-8	0-0	0-1	1 2 3	2 2	12	2	4	1	-9
11	Keyaun Batchman	21:49	5-9	0-2	2-2	1 4 5	3 3	12	1	4	1	-16
22	Mujabba Alkhalidi	18:10	6-8	0-0	0-2	0 1 1	3 3	12	0	0	0	-6
23	Nico Hill	08:07	0-0	0-0	0 0	0 0 0	0 1	0	1	0	0	-8
20	Preston Fortner	16:41	3-5	0-0	0-0	1 0 1	1 1	6	2	0	0	-18
32	Nick Wasilewski	12:19	1-1	1-1	2-2	0 0 0	0 1	5	0	1	1	-10
21	Alex Gager	07:24	0-1	0-1	0-2	0 0 0	0 1	1	0	0	0	0
0	Sam Richardson	00:16	0-0	0-0	0 0	0 0 0	0 0	0	0	0	0	0
13	Bastien Page	03:27	0-0	0-0	0 0	1 1 0	0 0	0	0	0	0	-2
Team						0 0 0				0		
Totals			24-49	2-10	6-13	3 23 26	21 15	56	9	19	6	-28
Technical Fouls: NONE												

Shooting By Period		
1st FG%	12-24	50.0%
3PT%	1-7	14.3%
FT%	4-6	66.7%
2nd FG%	12-25	48.0%
3PT%	1-3	33.3%
FT%	2-7	28.6%
GM FG%	24-49	49.0%
3PT%	2-10	20.0%
FT%	6-13	46.2%
Dead Ball Rebounds: 3, 0		

Kansas City - 74												
Record: 3-5												
NO.	Name	Min	FG	3P	FT	Rebounds	Fouls	TP	AS	TO	ST	Blocks
			M-A	M-A	M-A	OR DR TOT	PF PD					BS BA +/-
23	Allen David Mukoba	F 17:33	4-9	0-0	1-3	2 3 5	3 5	9	1	2	0	2
0	Artese Stapleton	G 11:03	0-1	0-1	0-0	0 2 2	1 0	0	1	0	0	0
5	Jamar Brown	G 31:07	7-9	1-2	4-5	0 6 6	3 3	19	1	2	3	0
11	Anderson Kopp	G 23:53	1-3	0-0	7-10	1 7 8	2 6	9	1	2	0	0
30	Cameron Faas	G 33:54	7-13	2-5	0-1	4 5 9	2 3	16	3	1	0	0
13	Khrystion Courseault	26:29	1-6	0-2	1-3	0 1 1	3 3	2	1	0	0	2
20	Melvin Ebokoli	10:36	2-5	0-0	0-4	4 3 7	1 4	4	1	0	0	0
2	Babacar Diallo	16:27	3-6	1-2	2-3	0 4 4	2 2	9	0	1	1	0
32	Jeff Ngandu	07:30	0-3	0-0	0-0	1 2 3	2 0	0	0	1	0	1
1	Jayson Petty	11:21	2-3	1-2	0-0	0 3 3	2 2	5	0	0	0	1
12	Promise Idiaru	05:49	0-0	0-0	0-0	1 0 1	1 0	0	2	0	0	0
14	Cole Glasgow	02:28	0-0	0-0	0-0	0 0 0	0 0	0	0	0	0	-1
25	Tyler Andrews	01:50	0-0	0-0	0-0	0 0 0	0 0	0	0	1	0	0
Team						2 1 3				0		
Totals			27-58	5-14	15-29	15 37 52	20 28	74	12	13	4	6
Technical Fouls: NONE												

Shooting By Period		
1st FG%	15-32	46.9%
3PT%	5-12	41.7%
FT%	15-26	57.7%
2nd FG%	12-26	46.2%
3PT%	2-4	50.0%
FT%	10-17	58.8%
GM FG%	27-58	46.6%
3PT%	5-14	35.7%
FT%	15-29	51.7%
Dead Ball Rebounds: 6, 0		

Southeast Mo. St. - 84												
Record: 2-6												
NO.	Name	Min	FG	3P	FT	Rebounds	Fouls	TP	AS	TO	ST	Blocks
			M-A	M-A	M-A	OR DR TOT	PF PD					BS BA +/-
4	Adam Larson	F 23:33	2-9	1-8	10-12	1 3 4	1 5	15	3	0	1	0
10	David Idada	C 16:23	1-5	0-0	0-3	7 2 2	4 3	2	0	1	0	0
1	Rob Martin	G 29:28	4-10	2-4	2-3	0 3 3	1 2	12	3	2	0	0
3	Aquan Smart	G 27:25	4-9	2-5	9-10	1 2 3	0 6	19	5	3	1	0
44	Braxton Stackler	G 15:05	4-9	0-2	1-1	0 2 2	0 1	9	0	1	1	0
5	TJ Biel	22:58	4-5	1-2	2-2	1 5 6	3 1	11	1	2	4	0
35	Mason Hanback	15:26	3-3	0-0	0-0	0 2 2	3 1	6	1	0	0	0
11	Evan Eurscher	19:14	1-2	0-1	2-2	2 1 3	1 2	4	4	1	1	0
2	BJ Ward	18:12	3-8	0-4	0-0	1 3 4	1 0	6	1	0	0	0
22	Gavyn Elkamil	08:49	0-2	0-2	0-0	1 0 1	1 0	0	0	0	0	-1
55	Marqueas Bell	03:27	0-0	0-0	0-0	0 1 1	0 0	1	0	0	0	0
Team						0 0 0				0		
Totals			26-62	6-28	26-33	14 24 38	15 21	84	19	10	8	2
Technical Fouls: NONE												

Shooting By Period		
1st FG%	14-33	42.4%
3PT%	5-16	31.3%
FT%	15-19	78.9%
2nd FG%	12-29	41.4%
3PT%	1-12	8.3%
FT%	11-14	78.6%
GM FG%	26-62	41.9%
3PT%	6-28	21.4%
FT%	26-33	78.8%
Dead Ball Rebounds: 6, 2		

		SEMO	Roos	Technical Points From			
Biggest lead	2 (1 <sup>st</sup> 17:01)	31 (2 <sup>nd</sup> 2:28)	Points from Turnovers	SEMO	Roos	Period by Period Scoring	
Best Scoring Run	6 (1 <sup>st</sup> 17:01)	12 (1 <sup>st</sup> 0:50)	Paint	28	40	1 <sup>st</sup>	2 <sup>nd</sup> TOT
Lead Changes	2		Second Chance	7	17	SEMO	17 27 44
Times Tied	2		Fast Breaks	6	4		
Time with Lead	00:20	37:17	Bench	13	21	Roos	38 36 74

## 2023-24 SOUTHEAST MISSOURI BASKETBALL NOTES

## GAME SUMMARIES

Game  
9Harris-Stowe 45  
Southeast Missouri 95

December 6, 2023 • Show Me Center • Cape Girardeau, Mo.

CAPE  
GIRARDEAU,  
MO.Rob Martin and  
Adam Larson

each dropped in 19 points and Southeast Missouri shot 50 percent with 12 three-pointers in a 95-45 win over Harris-Stowe.

SEMO posted its largest margin of victory in 10 years. The 50-point drubbing was the biggest since the Redhawks beat Central Baptist, 118-56 (+62), on Nov. 11, 2023.

It didn't take long at all for SEMO to put the game out of reach.

The Redhawks heated up to shoot 52.8 percent from the field and buried eight 3-pointers to open a big lead in the first 20 minutes.

Ahead, 9-7, SEMO went on a 30-4

run to take a 28-point advantage. Martin scored 11 of his team's first 16 points of the contest to get the Redhawks going. Nine of those points came from long range.

Smart's 3-pointer extended the Redhawks margin to 42-12 with 5:31 remaining and Evan Eursher's two free throws gave SEMO a commanding 50-20 lead at the half.

Marques Bell's layup on a fast break gave the Redhawks their biggest lead at 95-42 before they put their second-straight win on ice.

Martin shot 8-of-11 from the field and 3-of-4 from 3-point range to go along with five assists and six rebounds. His 19 points are a season-high.

Larson also knocked down three 3-pointers.

Game  
10Southeast Missouri 80  
Purdue Fort Wayne 89

December 9, 2023 • Memorial Coliseum • Fort Wayne, Ind.



## FORT WAYNE, IND.

TJ Biel scored a  
season-high 23  
points and Rob  
Martin added a

season-best 22 as Southeast Missouri played tough in an 89-80 loss to Horizon League leader Purdue Fort Wayne.

Biel went over 20 points for the first time in his career and scored double figures off the bench for the second time in three games. Meanwhile, Martin increased his season scoring average to 10.5 points per game with his fourth double-digit performance in five starts.

SEMO shot over 50 percent (51.7) from the field in the opening stanza for the second-straight contest and led for most of the game's first 20

minutes.

SEMO made eight of its first 10 field goals in the opening 8:09 and later used a 7-0 surge to take its largest lead of the half. Biel, who scored his first 10 points in the first half, drove in for a layup expanding the Redhawks lead to 33-24 with 5:57 to go.

PFW countered with a 17-6 run and pulled ahead by two at the intermission. Rasheed Batello scored a layup with two seconds on the clock putting the Mastodons ahead, 41-39.

After Martin's 3-pointer regained a 49-46 edge for SEMO with 17:43 remaining in the second half, PFW put together a 12-0 run to break away.



Official Basketball Box Score - Final  
Harris-Stowe at Southeast Mo. St.  
12/06/23 Show Me Center, Cape Girardeau  
2023-24 Men's Basketball

Game Time: 6:30 PM  
Game Duration: 1:42  
Attendance: 1,563

Officials: Andrew Walton, Kelly Davis, Alex Manuel

Harris-Stowe - 45

Record: 0-2

NO. Name	Min	FG	3P	FT	Rebounds	Fouls	TP	AS	TO	ST	Blocks	BS	BA	+/
5 Patrick Evans	18:59	3-8	1-2	0-0	0 2 2	0 0	7	1	1	2	0	1	0	-26
11 Ken Martin	28:44	0-10	0-7	2-2	0 1 1	0 1	2	1	2	1	0	0	0	-36
12 Seth Chappas	24:28	3-13	0-6	7-8	1 3 4	0 5	13	0	4	1	0	0	0	-23
25 Anthony II	23:16	2-3	0-1	2-5	0 2 2	3 5	6	4	2	0	0	0	0	-24
32 Tyler Victor	22:02	4-7	1-3	0-0	1 2 3	3 0	9	0	1	1	0	0	0	-17
00 O'Bray Rufus	19:36	0-3	0-1	2-2	1 0 1	0 1	2	0	0	1	0	0	0	-34
15 Bronn Mosby	06:31	0-1	0-0	0-0	0 0 0	0 0	0	0	0	0	0	0	0	-18
35 Eaton Smith	11:44	1-2	0-0	0-0	1 2 3	1 1	2	0	0	0	0	0	0	-14
14 Darren Sunkett	17:14	0-3	0-1	1-2	0 3 3	2 2	1	1	2	0	0	0	0	-28
23 Valdy Zepher	15:40	1-5	1-1	0-0	1 4 5	2 0	3	0	1	0	1	0	0	-16
22 Corde Brown	11:48	0-0	0-0	0-0	0 1 1	3 0	0	0	0	0	0	0	0	-14
Team					0 0 0	0	0	1						
Totals		14-55	3-22	14-19	5 20 25	14 15	45	7	14	6	1	1	0	-50

Technical Fouls:NONE

Southeast Mo. St. - 95

Record: 3-6

NO. Name	Min	FG	3P	FT	Rebounds	Fouls	TP	AS	TO	ST	Blocks	BS	BA	+/
4 Adam Larson	F 21:56	7-14	3-10	2-4	3 1 4	0 2	19	1	2	0	0	0	0	31
10 David Idada	C 15:22	2-3	0-0	5-6	2 5 7	1 4	9	1	1	1	1	1	1	17
1 Rob Martin	G 26:09	8-11	3-4	0-0	1 5 6	0 0	19	5	3	1	0	0	0	32
3 Aquan Smart	G 24:39	4-11	2-6	0-0	1 3 4	1 0	10	8	3	1	0	0	0	32
44 Braxton Stackler	G 14:51	2-5	0-2	1-2	2 1 3	4 1	5	5	1	1	0	0	0	14
11 Evan Eursher	G 17:35	3-4	1-2	2-2	3 4 7	1 2	9	2	0	0	0	0	0	21
35 Mason Hanback	20:24	3-3	0-0	0-0	0 3 3	0 2	6	0	0	1	0	0	0	25
2 BJ Ward	22:47	1-6	1-3	0-0	1 0 1	1 1	3	1	0	1	0	0	0	32
5 TJ Biel	13:52	3-4	1-1	0-0	2 3 5	1 0	7	0	1	0	0	0	0	23
22 Gavyn Elkamil	12:54	1-3	1-3	2-2	1 4 5	2 1	5	1	0	0	0	0	0	17
55 Marques Bell	09:34	1-6	0-2	1-2	0 2 2	2 1	3	0	0	0	0	0	0	6
Team					0 0 0	0	0	0						
Totals		35-70	12-33	13-18	15 32 47	15 14	95	24	11	6	1	1	0	50

Technical Fouls:NONE

	HSSU	SEMO
Biggest lead	0 (1 <sup>st</sup> 20:00)	53 (2 <sup>nd</sup> 1:08)
Best Scoring Run	6 (1 <sup>st</sup> 4:07)	16 (1 <sup>st</sup> 7:10)
Lead Changes	0	
Times Tied	1	
Time with Lead	00:00	38:29

OVC TOURNAMENT CHAMPIONS | 1999-2000 • 2022-2023

NCAA TOURNAMENT | 1999-2000 • 2022-2023



Official Basketball Box Score - Final  
Southeast Mo. St. at Purdue Fort Wayne  
12/09/23 Allen County War Memorial Coliseum, Fort Wayne  
2023-24 Men's Basketball

Game Time: 7:00 PM  
Game Duration: 2:07  
Attendance: 1,838

Officials: Steve Honacki, Brad Claus, Scott Siville

Southeast Mo. St. - 80

Record: 3-7

NO. Name	Min	FG	3P	FT	Rebounds	Fouls	TP	AS	TO	ST	Blocks	BS	BA	+/
4 Adam Larson	F 29:47	2-9	2-9	0-0	1 4 5	1 0	6	0	1	0	0	0	0	7
10 David Idada	C 11:06	0-1	0-0	0-0	0 1 1	3 1	0	0	4	1	0	0	0	6
1 Rob Martin	G 34:07	8-12	2-5	4-4	1 2 3	2 4	22	5	5	1	0	0	0	2
3 Aquan Smart	G 20:38	5-9	0-1	2-3	0 4 4	3 2	12	5	2	0	1	0	0	10
44 Braxton Stackler	G 15:17	2-5	1-1	0-0	0 1 1	4 0	5	0	2	0	0	1	0	-5
35 Mason Hanback	08:04	1-1	0-0	0-0	1 0 1	3 0	2	0	0	0	1	0	1	0
11 Evan Eursher	27:13	2-5	1-2	1-2	1 2 3	3 2	6	0	0	0	0	0	0	-3
2 BJ Ward	08:27	1-3	0-1	0-0	0 1 1	2 0	2	1	1	0	0	0	0	-18
5 TJ Biel	28:34	8-11	0-2	7-9	1 8 9	4 4	23	0	1	0	0	0	0	-12
12 Josh Earley	07:34	1-1	0-0	0-0	1 2 3	0 0	2	0	0	0	0	0	0	-15
22 Gavyn Elkamil	09:14	0-2	0-0	0-0	0 1 1	0 1	0	0	0	0	0	0	0	-18
Team					1 1 2	0	0	0						
Totals		30-59	6-21	14-18	7 27 34	25 15	80	11	16	2	2	2	0	-9

Technical Fouls:Smart 1<sup>st</sup>12:28

Purdue Fort Wayne - 89

Record: 10-1

NO. Name	Min	FG	3P	FT	Rebounds	Fouls	TP	AS	TO	ST	Blocks	BS	BA	+/
32 Eric Mulder	F 27:50	5-5	0-0	1-3	2 3 5	3 2	11	0	1	3	0	0	0	2
0 Rasheed Bello	G 35:17	6-13	0-1	7-11	2 2 4	1 6	19	5	3	1	0	0	0	2
1 Jalen Jackson	G 35:18	5-9	1-2	4-6	0 2 2	3 5	15	4	2	1	1	0	0	14
3 Quinton Morton-Robertson	G 27:15	3-7	2-4	7-9	1 2 3	4 4	15	2	1	0	0	0	0	16
22 Anthony Roberts	G 29:46	4-8	0-1	7-10	1 5 6	3 6	15	1	2	3	1	1	0	8
5 Johnathan DeJurnett	08:58	1-1	0-0	0-2	0 4 4	0 1	2	0	0	0	0	0	0	9
11 Maximus Nelson	18:43	3-3	3-3	0-0	0 3 3	0 0	9	1	0	0	0	0	0	14
10 Corey Hadnot II	14:31	1-5	1-2	0-0	0 1 1	0 0	3	1	0	0	0	0	0	-9
2 Destin Whitaker	02:23	0-1	0-1	0-0	0 0 0	1 0	0	0	0	0	0	0	0	-7
Team					0 1 1	0	0	0						
Totals		28-52	7-14	26-41	6 23 29	15 24	89	14	9	8	2	2	0	9

Technical Fouls:NONE

	SEMO	PFW
Biggest lead	9 (1 <sup>st</sup> 5:57)	13 (2 <sup>nd</sup> 10:40)
Best Scoring Run	7 (1 <sup>st</sup> 5:57)	12 (2 <sup>nd</sup> 13:16)
Lead Changes	6	
Times Tied	8	
Time with Lead	17:21	16:58

Game Notes:12:28 (1st) Intentional/Unsportsmanlike Foul - SEMO #3 •