



OVC CHAMPS **NCAA TOURNEY**
 1999-2000 1999-2000
 2022-2023 2022-2023

Jeff Honza, Associate Director of Athletics for Strategic Communications
 Office: (573) 651-2933 | Cell: (618) 528-1145
 Email: jhonza@semo.edu, redhawk1@me.com

SCHEDULE

November (0-1)

| | | |
|----|--|------------------|
| 6 | at Grand Canyon | L, 67-88 |
| 10 | at Butler ^{FS2} | 7:30 p.m. |
| 15 | Evansville ^{ESPN+} | 6:30 p.m. |
| 20 | Central Arkansas ^{ESPN+} | 6:30 p.m. |
| 25 | vs. Evansville ! | 1 p.m. |
| 26 | at Chattanooga ! | 1 p.m. |
| 30 | at Kansas City | 7 p.m. |

December (0-0, 0-0 OVC)

| | | |
|----|--|------------------|
| 3 | Missouri Baptist ^{ESPN+} | 3 p.m. |
| 6 | Harris-Stowe ^{ESPN+} | 6:30 p.m. |
| 9 | at Purdue Fort Wayne ^{ESPN+} | 6 p.m. |
| 17 | Lindsey Wilson College ^{ESPN+} | 3 p.m. |
| 21 | at Illinois State | 7 p.m. |
| 29 | Southern Indiana ^{ESPN+} | 7:30 p.m. |
| 31 | Morehead State ^{ESPN+} | 3:15 p.m. |

January (0-0, 0-0 OVC)

| | | |
|----|--|------------------|
| 4 | at Western Illinois* ^{ESPN+} | 7:30 p.m. |
| 6 | Bethel (Tenn.) ^{ESPN+} | 3 p.m. |
| 11 | Lindenwood * ^{ESPN+} | 7:30 p.m. |
| 13 | at Tennessee Tech* ^{ESPN+} | 3 p.m. |
| 20 | SIU Edwardsville * ^{ESPN+} | 3:45 p.m. |
| 25 | at UT Martin* ^{ESPN+} | 7:30 p.m. |
| 27 | at Little Rock* ^{ESPN+} | 3 p.m. |
| 30 | at Lindenwood* ^{ESPN+} | 7:30 p.m. |

February (0-0, 0-0 OVC)

| | | |
|----|--|------------------|
| 3 | Western Illinois* (Hall of Fame) ^{ESPN+} | 3:45 p.m. |
| 8 | Tennessee Tech * ^{ESPN+} | 7:30 p.m. |
| 10 | Tennessee State * ^{ESPN+} | 3:45 p.m. |
| 15 | at Eastern Illinois* ^{ESPN+} | 7:30 p.m. |
| 17 | at SIU Edwardsville* ^{ESPN+} | 3:30 p.m. |
| 22 | Little Rock * ^{ESPN+} | 7:30 p.m. |
| 24 | UT Martin * ^{ESPN+} | 3:45 p.m. |
| 29 | at Morehead State* ^{ESPN+} | 6 p.m. |

March (0-0, 0-0 OVC)

| | | |
|---|---------------------------------------|------------------|
| 2 | at Southern Indiana* ^{ESPN+} | 7:30 p.m. |
| 6 | OVC Tournament First Round | Evansville, Ind. |
| 7 | OVC Tournament Quarterfinals | Evansville, Ind. |
| 8 | OVC Tournament Semifinals | Evansville, Ind. |
| 9 | OVC Tournament Championship | Evansville, Ind. |

All games broadcast live on the radio at Real Rock 99.3 FM. All times Central and Subject to Change; Home Games in **Bold**; * - Denotes OVC Game ! - Coke Zero Sugar Classic (Chattanooga, Tenn.)



Southeast Missouri or SEMO

is the preferred reference for Southeast Missouri State University athletic teams. Southeastern Missouri State is **NOT** an acceptable reference.



GAME 2 // SOUTHEAST MISSOURI at BUTLER

Nov. 10 // 7:30 p.m., CT // Hinkle Fieldhouse (9,100) // Indianapolis, Ind. // Series: First Meeting
 Listen: Real Rock 99.3 FM // TV: FS2 // Live Stats: ButlerSports.com // X (formerly Twitter): @SEMOMBB



0-1
0-0 OVC

SEMO REDHAWKS

Head Coach Brad Korn
 Career Record (Yrs.) 44-52 (3)
 Record at SEMO (Yrs.) 44-52 (3)
 OVC Record 27-28



1-0
0-0 BIG EAST

BUTLER BULLDOGS

Head Coach Thad Matta
 Career Record (Yrs.) 454-172 (18)
 Record at Butler (Yrs.) 39-26 (2)
 Big East Record 6-14

// Redhawks Travel to Butler

Southeast Missouri (0-1) travels to BIG EAST member Butler (1-0) Friday. Tip-off is set for 7:30 p.m., CT in a nationally-televised game on FS2 from Hinkle Fieldhouse.

// Follow the Redhawks

Fans can watch Friday's game on FS2 with Bob Brainerd and Dickey Simpkins calling the action. Simpkins was a three-time NBA Champion with the Chicago Bulls from 1996-98. Listen live on the radio at Real Rock 99.3 FM. Erik Sean will be on the call. Live stats are available at ButlerSports.com. Updates will be provided on X (formerly Twitter) @SEMOMBB.

// Series History

Southeast Missouri meets Butler for the first time in its program history. The Bulldogs are the fourth team out of the Big East that SEMO faces. The Redhawks are 0-4 all-time against BIG EAST foes with a 0-2 record vs. DePaul, a 0-1 mark vs. Creighton and a 0-1 record vs. Xavier. SEMO last played a BIG EAST team in 2016-17 at DePaul on Dec. 19, 2016.

// Historic Hinkle Fieldhouse

Southeast Missouri will get to experience Hinkle Fieldhouse for the first time Friday. Hinkle Fieldhouse is the sixth-oldest college basketball arena still in use. It was completed in 1928 and, at the time, was the largest basketball arena in the United States until 1950. The final scene of the championship game in the movie Hoosiers (1986) was filmed at Hinkle Fieldhouse.

// Redhawks Drop Season-Opener at Grand Canyon

The Redhawks opened their 2023-24 season with an 88-67 loss at reigning Western Athletic Conference Tournament Champion Grand Canyon (Nov. 6). Adam Larson led Southeast Missouri with 13 points off the bench and Josh Earley followed with 10 as the Redhawks other double-digit scorer. SEMO outscored the Lopes, 37-34, in the second half.

// Season-Openers

With its loss to Grand Canyon (Nov. 6), Southeast Missouri dropped to 19-20 in season-opening games during its NCAA Division I era. Brad Korn is 3-1 in season-openers as the Redhawks head coach. All four of those matchups were on the road.

FOLLOW THE REDHAWKS AT **SEMOREDHAWKS.COM**



2023-24 SOUTHEAST MISSOURI BASKETBALL NOTES

BUTLER // NOV. 10

// Korn Returns to Hinkle Fieldhouse

Brad Korn returns to Hinkle Fieldhouse for the first time in 17 years. Korn was last at the facility as an assistant coach at Southern Illinois during the 2006-07 campaign. That year, SIU beat Butler, 68-64, on Feb. 17. The Salukis won the Missouri Valley Conference title and advanced to the Sweet Sixteen where they fell to Kansas (61-58) in San Jose, California that season.

// Starting Debuts

Four of five players made their starting debuts for Southeast Missouri at Grand Canyon (Nov. 6). Guards Rob Martin, TJ Biel and Braxton Stacker, and forward Josh Earley started for the first time as Redhawks. Earley, who played in 31 games off the bench a year ago, scored 10 points against the Lopes.

// Welcome to Division I Basketball

Four players, including TJ Biel, David Idada, BJ Ward and Marqueas Bell played in their first NCAA Division I basketball game at Grand Canyon (Nov. 6). Biel spent the last two years at the junior college level and Idada sat out the 2022-23 season due to NCAA regulations. Meanwhile, Ward and Bell are true freshmen on this year's roster. Biel had eight points and four rebounds, and Ward dished out a game-high five assists and had no turnovers against the Lopes.

// Larson Becomes First to Reach Double Figures

Adam Larson became the first Southeast Missouri player to get double figures in the scoring column in 2023-24. Larson came off the bench and led SEMO with 13 points at Grand Canyon (Nov. 6). He shot 4-of-6 from the field and knocked down three 3-pointers in 18 minutes. Larson also grabbed five rebounds. It was the sixth double-digit game of his career.

// Redhawks Down Henderson State in Only Exhibition Matchup

Aquan Smart scored 16 points, grabbed six rebounds and had six assists to lead Southeast Missouri to a 76-61 exhibition win over Henderson State in exhibition action on Oct. 23. Smart scored 10 of his points in the first half and did not miss a free throw going 8-of-8 at the charity stripe. SEMO trailed, 22-16, with 10:53 remaining in the first half when it used an 11-0 run to take a five-point advantage. Evan Eursher made a jumper to get the Redhawks within two and Braxton Stacker threw an alley oop pass to TJ Biel who threw down a dunk to tie the game at 22-22. Smart then drained a 3-pointer off a HSU turnover and Josh Earley added a second-chance layup to push SEMO's lead to 27-22 with just under seven minutes left. The Reddies tied things up at 29-29 at the 4:31 mark, but the Redhawks built their biggest lead of the half at 38-32 on two free throws by Smart. Tim McDonald's 3-pointer at the buzzer narrowed the score to 38-35 at the intermission. SEMO never trailed again and got a nice lift from Earley to start the second half. Earley scored the first eight points in 3:16. His dunk at the end of that stretch extended the Redhawks lead to 46-37 with 16:44 to go. Shortly after Ken Lewis made two free throws to get HSU within three (48-45), David Idada scored in the paint and Gavyn Elkamil rebounded a

missed 3-pointer by Biel and scored to put SEMO ahead, 52-45, with 10:41 left. Stacker's corner 3-pointer ran the Redhawks lead to double-digits (55-45). That make was part of a 7-0 run for SEMO during a period where HSU didn't score for over four-and-a-half minutes. Dylan Branson's second-chance layup gave SEMO a 63-50 lead. The Reddies, however, kept chipping away and countered with a 9-0 run. McDonald's two free throws closed SEMO's lead to 63-59 with 4:19 to go and that was as close as HSU could get the rest of the way. BJ Ward knocked down a jumper and Stacker stole the ball and scored on a fast break dunk to widen SEMO's margin to 67-59. Ward and Elkamil each buried a 3-pointer to polish off SEMO's 15-point preseason win. Smart led five Redhawks with double figures in the scoring column. Earley followed with 12 points, while Biel, Stacker and Ward pitched in 10 apiece. SEMO shot 41.3 percent (26-of-63) from the field and 81 percent (17-of-21) at the free throw line for the game. The Redhawks also outrebounded the Reddies, 40-34.

// Year Four for Korn

Brad Korn is in his fourth year as Southeast Missouri's head coach. Korn led SEMO to its first Ohio Valley Conference Tournament title and NCAA Tournament appearance in over two decades during the 2022-23 season. SEMO became the

2023-24 OVC Standings (as of Nov. 8)

| | OVC | | | | | Overall | | | | | |
|--------------------|--------|------|------|------|--------|---------|-------|------|------|---------|--------|
| | Record | Pct. | Home | Away | Streak | Record | Pct. | Home | Away | Neutral | Streak |
| Little Rock | 0-0 | .000 | 0-0 | 0-0 | - | 1-0 | 1.000 | 1-0 | 0-0 | 0-0 | W1 |
| Tennessee State | 0-0 | .000 | 0-0 | 0-0 | - | 1-0 | 1.000 | 1-0 | 0-0 | 0-0 | W1 |
| UT Martin | 0-0 | .000 | 0-0 | 0-0 | - | 1-0 | 1.000 | 1-0 | 0-0 | 0-0 | W1 |
| Eastern Illinois | 0-0 | .000 | 0-0 | 0-0 | - | 0-1 | .000 | 0-0 | 0-1 | 0-0 | L1 |
| Lindenwood | 0-0 | .000 | 0-0 | 0-0 | - | 0-1 | .000 | 0-0 | 0-1 | 0-0 | L1 |
| Morehead State | 0-0 | .000 | 0-0 | 0-0 | - | 0-1 | .000 | 0-0 | 0-1 | 0-0 | L1 |
| SIUE | 0-0 | .000 | 0-0 | 0-0 | - | 0-1 | .000 | 0-0 | 0-1 | 0-0 | L1 |
| Southeast Missouri | 0-0 | .000 | 0-0 | 0-0 | - | 0-1 | .000 | 0-0 | 0-1 | 0-0 | L1 |
| Southern Indiana | 0-0 | .000 | 0-0 | 0-0 | - | 0-1 | .000 | 0-0 | 0-1 | 0-0 | L1 |
| Tennessee Tech | 0-0 | .000 | 0-0 | 0-0 | - | 0-1 | .000 | 0-0 | 0-1 | 0-0 | L1 |
| Western Illinois | 0-0 | .000 | 0-0 | 0-0 | - | 0-1 | .000 | 0-0 | 0-1 | 0-0 | L1 |



first #5 seed to ever win the OVC Tournament winning four games in four days along the way. Korn is 44-52 overall and 27-28 in the OVC as the Redhawks head coach.

// Branson Out

Southeast Missouri will be without starting guard Dylan Branson for multiple weeks early this season. Branson is currently out with a foot injury. He will not play at Butler Friday.

// Returning Starters

Guards Dylan Branson and Aquan Smart are the only starters returning from a year ago. Branson is the most experienced on Southeast Missouri's roster. A two-year starter who is in his fourth year with the program, Branson played in a total of 91 games and made 54 starts in his career. In 2022-23, he averaged 6.8 points and 4.6 rebounds per game. Branson ranked fifth on the team with 26 three-pointers made, dished out 60 assists and added 30 steals. Smart started 25 of 32 games averaging 7.4 points and 3.1 rebounds. He ranked second on the team in both assists (70) and steals (48).

// Statistically Speaking

In league play alone, Southeast Missouri was the top Ohio Valley Conference scoring team with an average of 81.4 points per game. The Redhawks put

up 80 or more points in 11 of their 18 OVC contests. Overall, SEMO was first in the league in turnover margin (+1.56) forcing an average of 14.6 per game. The Redhawks assisted on 497 of their 958 made field goals at a rate of 51.8 percent during the 2022-23 campaign. The 497 assists were fifth-most in program history. SEMO also established top-five single-season marks during their program's tenure in OVC wins (14th, 10), points (3rd, 2,798), field goals attempted (2nd, 2,191), 3-pointers made (2nd, 286), 3-pointers attempted (1st, 875), free throws made (3rd, 587), free throws attempted (4th, 828) and steals (2nd, 251).

// Experienced Veteran

Dylan Branson is the most experienced on Southeast Missouri's 15-man roster this season. Branson has played in 91 games and made 54 starts in his career. A two-year starter, Branson is in his fourth year with the program. He enters the 2023-24 season with a streak of 22 consecutive starts.

// 2023-24 Schedule

Reigning Ohio Valley Conference Tournament Champion Southeast Missouri has 31 games with 15 at the Show Me Center on its upcoming 2023-24 schedule. SEMO tips off 2023-24 at Grand Canyon (Nov. 6), the only NCAA Tournament participant on this year's schedule from last season. The Lopes won the Western Athletic

2023-24

Stats Comparison

| SEMO | BU |
|--|-------|
| 0-1.....Record..... | 1-0 |
| 0-0.....Conference Record..... | 0-0 |
| 67.0.....Points Per Game..... | 94.0 |
| 88.0.....Opp. Points Per Game..... | 55.0 |
| -21.0.....Scoring Margin..... | +39.0 |
| .391.....Field Goal Percentage..... | .571 |
| .500.....Opp. Field Goal Percentage..... | .322 |
| .524.....3-Point Field Goal Percentage..... | .273 |
| .333.....Opp. 3-Point Field Goal Percentage..... | .333 |
| .400.....Free Throw Percentage..... | .842 |
| .704.....Opp. Free Throw Percentage..... | .600 |
| 32.0.....Rebounds Per Game..... | 38.0 |
| 48.0.....Opp. Rebounds Per Game..... | 33.0 |
| -16.0.....Rebounding Margin..... | +5.0 |
| 16.0.....Assists Per Game..... | 20.0 |
| 17.0.....Turnovers Per Game..... | 10.0 |
| 0.0.....Turnover Margin..... | -8.0 |
| 2.0.....Blocks Per Game..... | 2.0 |
| 11.0.....Steals Per Game..... | 9.0 |

2023-24

Honors & Awards

PROJECTED STARTERS



1

Rob Martin
G / 5-10 / 160 / So.
St Louis, Mo.



3

Aquan Smart
G / 6-3 / 175 / Jr.
Evanston, Ill.



5

TJ Biel
G / 6-7 / 205 / Jr.
Alberta, Canada



21

Josh Earley
F / 6-7 / 242 / Sr.
Shawnee Mission, Kan.



44

Braxton Stacker
G / 6-5 / 185 / So.
Fairview Heights, Ill.





2023-24 SOUTHEAST MISSOURI BASKETBALL NOTES

BUTLER // NOV. 10

Conference Tournament and finished the 2022-23 campaign with an overall record of 24-12. This year marks the first meeting between the schools. The Redhawks head to Butler University (Nov. 10) four days later. SEMO faces the Bulldogs, members of the BIG EAST, for the first time. SEMO plays host to Missouri Valley Conference foe Evansville (Nov. 15) in its home-opener and welcomes Central Arkansas (Nov. 20) five days after that. The Redhawks will see Evansville (Nov. 25) again at the Chattanooga Coke Zero Sugar Classic, where they also play Chattanooga (Nov. 26) during the Thanksgiving weekend event. After a visit to Kansas City (Nov. 30), SEMO plays four of its final six non-conference games at home. The Redhawks host Missouri Baptist (Dec. 3), Harris-Stowe (Dec. 6), Lindsey Wilson College (Dec. 17) and Bethel (Jan. 6) in those contests. Trips to Purdue Fort Wayne (Dec. 9) and Illinois State (Dec. 21) complete SEMO's 13-game non-league action. SEMO begins its 18-game OVC slate at home when it hosts Southern Indiana (Dec. 29) and Morehead State (Dec. 31). Lindenwood (Jan. 11), SIU Edwardsville (Jan. 20), first-year OVC member Western Illinois (Feb. 3), Tennessee Tech (Feb. 8), Tennessee State (Feb. 8), Little Rock (Feb. 22) and UT Martin (Feb. 24) are the rest of the Redhawks home OVC matchups. The road portion of league play consists of games at Western Illinois (Jan. 4), Tennessee Tech (Jan. 13), UT Martin (Jan. 25), Little Rock (Jan. 27), Lindenwood (Jan. 30), Eastern Illinois (Feb. 15), SIU Edwardsville (Feb. 17), Morehead State (Feb. 29) and Southern Indiana (Mar. 2). This year's OVC Tournament will again be contested at the Ford Center in Evansville, Indiana. The eight-team tournament is scheduled for Wednesday-Saturday, Mar. 6-9. It is the seventh-straight year the event will be held at the venue. The Ford Center, which opened in November 2011, is an 11,000-seat arena located in the core of Evansville's downtown district. The 290,000-square foot facility serves as home of the Evansville Thunderbolts of the Southern

Professional Hockey League and the University of Evansville men's basketball team. The Ford Center also serves as host to numerous sporting events and concerts on an annual basis.

// Korn Contract Extension

Southeast Missouri Head Coach Brad Korn agreed to a four-year contract extension through the 2026-27 season, Vice President for Intercollegiate Athletics Brady Barke announced on July 26, 2023. Korn's new contract will run through April 30, 2027.

// Newest Redhawks

The Redhawks welcome six new players, including three transfers and three freshmen. Guard Rob Martin spent the 2022-23 season at Missouri Valley Conference member Indiana State. Martin played in 12 games as a reserve finishing with 11 points, nine assists and four rebounds. TJ Biel, another guard, started four of nine games while averaging 9.3 points and 4.1 rebounds in one season at Triton College. Before that, Biel was an All-Region 24 honoree at Vincennes University in 2021-22. Guard Braxton Stacker comes to SEMO from former Ohio Valley Conference member Murray State, where he grabbed four rebounds in 12 games off the bench last season. Guards Marques Bell, BJ Ward and Asa Barnes are the freshmen. A Missouri Basketball Coaches Association Class 6 All-State selection, Bell scored 20.7 points and averaged 5.1 rebounds as a senior at Park Hill High School. He is the younger brother of former Michigan and current San Francisco 49ers wide receiver Ronnie Bell. Ward was a three-year starting point guard at Chaminade College Preparatory School. He averaged 14.8 points and led the team with 195 assists and 33 steals his senior year. A walk-on, Barnes joins the Redhawks from Wichita Southeast High School. He is the younger brother of Israel Barnes, who played one season at SEMO in 2022-23.

// About the Bulldogs

Butler tipped off the 2023-24 season with a commanding 94-55 home win over Eastern Michigan (Nov. 6). The Bulldogs are at home for their first three games of the year. Butler was picked 10th in the 11-team BIG EAST Preseason Poll. Thad Matta is in his second year during his second tour of duty as the Bulldogs' head coach. His 2023-24 roster includes 10 newcomers with five transfers that averaged double figures last season for their previous teams. Jahmyl Telfort led six players in double figures with 18 points against EMU Monday.

// Back-to-Back Road Games

Southeast Missouri is on the road for its first two games of the 2023-24 season. SEMO opened the year at Grand Canyon (Nov. 6) and will head to Butler (Nov. 10). After this week, the Redhawks return to Cape Girardeau to face Evansville in their home-opener on Nov. 15.





2023-24 SOUTHEAST MISSOURI BASKETBALL NOTES

ROSTER

| | | |
|----|---|---|
| 1 | Rob Martin Guard / 5-10 / 160 / So. St. Louis, Mo. / Christian Brothers H.S. / Indiana State | Notes: Scored three points, dished out three assists and had two steals in his first career SEMO start at Grand Canyon (11/6)...Missed his first seven shots before scoring his first points of the season on a 3-pointer. |
| 2 | BJ Ward Guard / 6-0 / 180 / Fr. St. Louis, Mo. / Chaminade College Prep School | Notes: Came off the bench to lead the Redhawks with a game-high five assists in first NCAA Division I game at Grand Canyon (11/6)...Also had seven points and two steals against the Lopes. |
| 3 | Aquan Smart Guard / 6-3 / 175 / Jr. Evanston, Ill. / Niles North H.S. / Florida International | Notes: Scored two points, had three assists and grabbed two rebounds in his first start of the season at Grand Canyon (11/6)...Played 12 minutes against the Lopes. |
| 4 | Adam Larson Forward / 6-9 / 180 / So. Fennimore, Wis. / Fennimore H.S. | Notes: Came off the bench to lead SEMO with 13 points at Grand Canyon (11/6), the sixth double-digit scoring game of his career...Scored 10 of his points in the first half...Buried three of the Redhawks 11 three-pointers against the Lopes. |
| 5 | TJ Biel Guard / 6-7 / 205 / Jr. Calgary, Alberta, Canada / Edge School / Triton College | Notes: Made his first career SEMO start at Grand Canyon (11/6)...Finished with eight points and four rebounds in 23 minutes...Drained one 3-pointer and went 1-of-2 at the free throw line in his NCAA Division I debut. |
| 10 | David Idada Center / 7-0 / 250 / So. Barendrecht, Netherlands / Golden State Prep | Notes: Led the Redhawks with two blocks in his first career SEMO appearance...Committed five fouls in 10 minutes off the bench. |
| 11 | Evan Eursher Guard / 6-2 / 177 / So. Hendersonville, Tenn. / The Webb School | Notes: Played 13 minutes off the bench in SEMO's season-opener at Grand Canyon (11/6)...Had one rebound and dished out one assist. |
| 12 | Asa Barnes Guard / 6-2 / 165 / Fr. Wichita, Kan. / Wichita Southeast H.S. | Notes: Class 6A honorable mention selection out of Wichita Southeast High School...Earned First-Team All-Greater Wichita Athletic League accolades...Younger brother of former SEMO guard Israel Barnes who played with the Redhawks in 2022-23. |
| 21 | Josh Earley Forward / 6-7 / 242 / Sr. Shawnee Mission, Kan. / Bishop Miege H.S. / Tulsa | Notes: Scored double figures in his first career SEMO start at Grand Canyon (11/6)...Shot 5-of-6 from the field and logged 17 minutes...Also finished with a career-high four steals. |
| 22 | Gavyn Elkamil Guard / 6-5 / 190 / So. Pittsburg, Kan. / Link Prep Academy / Tulsa | Notes: Made his SEMO debut when he came off the bench to score six points on two 3-pointers at Grand Canyon (11/6)...Added two rebounds and one steal against the Lopes. |
| 24 | Kobe Clark Forward / 6-6 / 180 / Jr. St. Louis, Mo. / Vashon H.S. / Georgetown | Notes: Returned after missing 17 games of the 2022-23 season with a knee injury...Scored seven points and led SEMO with eight rebounds off the bench at Grand Canyon (11/6)...Played 20 minutes against the Lopes. |
| 33 | Dylan Branson Guard / 6-5 / 220 / Jr. St. Louis, Mo. / Mehlville H.S. | Notes: Two-year starting guard who is the most experienced player on this year's roster...Is currently out with a foot injury. |
| 35 | Mason Hanback Center / 7-0 / 245 / So. Jackson, Tenn. / Tennessee Prep | Notes: Did not play in SEMO's season-opener at Grand Canyon (11/6). |
| 44 | Braxton Stacker Guard / 6-5 / 185 / So. Fairview Heights, Ill. / Cardinal Ritter H.S. / Murray State | Notes: Pitched in eight points and pulled down four rebounds in his first career SEMO start at Grand Canyon (11/6)...Shot 3-of-5 from the field and buried one 3-pointer...Played 20 minutes against the Lopes. |
| 55 | Marqueas Bell Guard / 6-3 / 165 / Fr. Kansas City, Mo. / Park Hill H.S. | Notes: Saw action in his first career NCAA Division I game at Grand Canyon (11/6)...Made one 3-pointer and played three minutes off the bench. |



ALPHABETICAL ROSTER

| No. | Name | Pos. | Ht. | Wt. | Cl. | Hometown (High School/College) |
|-----|-----------------|------|------|-----|-----|---|
| 12 | Asa Barnes | G | 6-2 | 165 | Fr. | Wichita, Kan. (Wichita Southeast) |
| 55 | Marqueas Bell | G | 6-3 | 165 | Fr. | Kansas City, Mo. (Park Hill) |
| 5 | TJ Biel | G | 6-7 | 205 | Jr. | Calgary, Alberta, Canada (Edge School/Triton College) |
| 33 | Dylan Branson | G | 6-5 | 220 | Jr. | St. Louis, Mo. (Mehlville) |
| 24 | Kobe Clark | F | 6-6 | 180 | Jr. | St. Louis, Mo. (Vashon/Georgetown) |
| 21 | Josh Earley | F | 6-7 | 242 | Sr. | Shawnee Mission, Kan. (Bishop Miege/Tulsa) |
| 22 | Gavyn Elkamil | G | 6-5 | 190 | So. | Pittsburg, Kan. (Link Prep Academy/Tulsa) |
| 11 | Evan Eursher | G | 6-2 | 177 | So. | Hendersonville, Tenn. (The Webb School) |
| 35 | Mason Hanback | C | 7-0 | 245 | So. | Jackson, Tenn. (Tennessee Prep) |
| 10 | David Idada | C | 7-0 | 250 | So. | Barendrecht, Netherlands (Golden State Prep) |
| 4 | Adam Larson | F | 6-9 | 180 | So. | Fennimore, Wis. (Fennimore) |
| 1 | Rob Martin | G | 5-10 | 160 | So. | St. Louis, Mo. (Christian Brothers/Indiana State) |
| 3 | Aquan Smart | G | 6-3 | 175 | Jr. | Evanston, Ill. (Niles North/Florida International) |
| 44 | Braxton Stacker | G | 6-5 | 185 | So. | Fairview Heights, Ill. (Cardinal Ritter/Murray State) |
| 2 | BJ Ward | G | 6-0 | 180 | Fr. | St. Louis, Mo. (Chaminade Prep School) |

Head Coach: Brad Korn, Fourth Year (Southern Illinois, 2004)

Assistant Coach: J.R. Reynolds, Second Year (Eastern Illinois, 2004)

Assistant Coach: Connor Wheeler, Second Year (SIU Edwardsville, 2016)

Assistant Coach: LaDon Champagnie, First Year (Missouri Baptist, 2013)

Director of Operations: Ryan Strohm, First Year (Greenville College, 2016)

Managers: Jake Stinson, Brett Hassel, Ryan Standley, Connor Cameron

SEMO
BASKETBALL

BREAKDOWN BY CLASS

| | |
|---------------------|----|
| Total Squad Members | 15 |
| Seniors | 1 |
| Juniors | 4 |
| Sophomores | 7 |
| Freshmen | 3 |

GEOGRAPHICAL

| | |
|-------------|---|
| Canada | 1 |
| Illinois | 2 |
| Kansas | 3 |
| Missouri | 5 |
| Netherlands | 1 |
| Tennessee | 2 |
| Wisconsin | 1 |

BY POSITION

| | |
|---------|----|
| Center | 2 |
| Forward | 3 |
| Guard | 10 |

PRONUNCIATIONS

| | |
|---------------|-------------|
| Marqueas Bell | mar-KEZ |
| TJ Biel | beel |
| Gavyn Elkamil | elk-uh-mill |
| Evan Eursher | urr-sure |
| Mason Hanback | hand-back |
| David Idada | EE-dah-dah |
| Aquan Smart | uh-QWAN |

OVC TOURNAMENT CHAMPIONS | 1999-2000 • 2022-2023

NCAA TOURNAMENT | 1999-2000 • 2022-2023



2023-24 SOUTHEAST MISSOURI BASKETBALL NOTES

RADIO/TV ROSTER



1 | **Rob Martin**
G / 5-10 / 160 / So.
St. Louis, Mo.



2 | **BJ Ward**
G / 6-0 / 180 / Fr.
St. Louis, Mo.




3 | **Aquan Smart**
G / 6-3 / 175 / Jr.
Evanston, Ill.



4 | **Adam Larson**
F / 6-9 / 180 / So.
Fennimore, Wis.



5 | **TJ Biel**
G / 6-7 / 205 / Jr.
Calgary, Alberta, Canada




10 | **David Idada**
C / 7-0 / 250 / So.
Barendrecht, Netherlands



11 | **Evan Eursher**
G / 6-2 / 177 / So.
Hendersonville, Tenn.



12 | **Asa Barnes**
G / 6-2 / 165 / Fr.
Wichita, Kan.



21 | **Josh Earley**
F / 6-7 / 242 / Sr.
Shawnee Mission, Kan.




22 | **Gavyn Elkamil**
G / 6-5 / 190 / So.
Pittsburg, Kan.



24 | **Kobe Clark**
F / 6-6 / 180 / Jr.
St. Louis, Mo.



33 | **Dylan Branson**
G / 6-5 / 220 / Jr.
St. Louis, Mo.



35 | **Mason Hanback**
C / 7-0 / 245 / So.
Jackson, Tenn.



44 | **Braxton Stacker**
G / 6-5 / 185 / So.
Fairview Heights, Ill.



55 | **Marqueas Bell**
G / 6-3 / 165 / Fr.
Kansas City, Mo.



Brad Korn
Head Coach
Fourth Year



J.R. Reynolds
Assistant Coach
Second Year




Connor Wheeler
Assistant Coach
Second Year



LaDon Champagnie
Assistant Coach
First Year



Ryan Strohm
Director of Operations
First Year



2023-24 SCHEDULE

| | | | |
|---------------------------------------|------------------|---|-----------|
| November 8 at Grand Canyon | 9 p.m. | November 11 Lynchburg | 7:30 p.m. |
| November 10 at Butler | F52 7:30 p.m. | November 14 at Tennessee Tech | 9 p.m. |
| November 15 Tennessee | 6:30 p.m. | November 20 SIU Edwardsville | 3:45 p.m. |
| November 20 Central Arkansas | 6:30 p.m. | November 25 at UT Martin | 2:30 p.m. |
| November 25 vs. Evansville I | TBA | November 27 at Little Rock | 3 p.m. |
| November 26 at Chattanooga I | 7 p.m. | November 30 at Louisville | 2:30 p.m. |
| November 28 at Kennesaw St. | 7 p.m. | December 3 Western Illinois | 3:45 p.m. |
| December 3 Missouri Pacific | 2 p.m. | December 8 Tennessee Tech | 2:30 p.m. |
| December 5 Harris-Stowe | 6 p.m. | December 10 Tennessee State | 3:45 p.m. |
| December 9 at Butler East-McKenzie | 8 p.m. | December 15 at Tennessee State | 2:30 p.m. |
| December 12 Lindsey Wilson College | 3 p.m. | December 17 at SIU Edwardsville | 3:30 p.m. |
| December 14 Southern Indiana | 7 p.m. | December 22 Lynchburg | 2:30 p.m. |
| December 18 at Southern Indiana | 7:30 p.m. | December 24 UT Martin | 3:45 p.m. |
| December 21 at Evansville State | 3:15 p.m. | December 29 at Tennessee State | 6 p.m. |
| January 4 at Missouri State | 7:30 p.m. | March 2 at Tennessee Tech | 7:30 p.m. |
| January 10 Baylor (Tenn.) | 3 p.m. | March 5-8 OVC Tournament: Evansville, Ind. | |

■ Home ■ Away ■ Neutral
 All times Central and Subject to Change
 * denotes Ohio Valley Conference game
 † College Basketball Super Classic (Chattanooga, Tenn.)



available upon request. Korn will address any media immediately after his postgame radio obligation with the Redhawks Radio Network.

// Photographers/Videographers

Photographers and videographers working the floor level at the Show Me Center are required to shoot from behind the dash lines along the baselines and must sit on the floor in those areas. The Strategic Communications Department may identify other positions off the court where photographers/videographers may work, provided the view is not blocked for fans. At no time may photographers/videographers work directly from behind the official scorer's table and team benches, and in front of any courtside signage. No tripods may be placed on or beside the court and flash photography is strictly prohibited.

// Visiting Radio

A courtesy ethernet line is available for official visiting team radio use at the Show Me Center. If additional lines are needed, they must be secured by calling (573) 651-2275 at least one week in advance. Space along with ethernet lines and multiple live camera angles will be provided. Contact Jeff Honza for more information.

// Basketball Radio Show

Southeast Missouri's basketball radio show will be on Mondays at Wings Etc. with shows at the Cape Girardeau (3047 William Street), Jackson (2003 E. Jackson Blvd.) and Dexter (529 N. Walnut) locations during the season. The radio show airs live from Noon-1 p.m., CT, on ESPN 93.5 FM and 1220 AM each week. You can also watch all of Southeast Missouri's basketball radio shows live online at SMOESPN.com.

// Strategic Communications

The Southeast Missouri Strategic Communications Office is always willing to assist the media with their coverage of Redhawk basketball. All media and credential requests should be made to Associate Director of Athletics Jeff Honza. Should you need any information, feel free to call anytime, day or night. Honza can be reached at (573) 651-2933 (work) or (618) 528-1145 (mobile).

// In-Season Interview Policy

All of Southeast Missouri's basketball student-athletes and coaches will be available to the media throughout the 2023-24 season. Interviews should be arranged through the Southeast Missouri Strategic Communications Office. Interviews with players and coaches will be conducted either before or after practices during the season. Please let the Strategic Communications Office know if you plan to attend practice. Practices are held at either the Show Me Center or Student Recreation Center.

// Credentials

Credentials are required for entrance to the Show Me Center. To request season or single-game credentials, please contact Jeff Honza in the Southeast Missouri Strategic Communications Office by phone at (573) 651-2933 or email at redhawk1@me.com/

jhonza@semo.edu. Credentials can be picked up at the NCAA Pass Gate located at the Northeast entrance of the Show Me Center. Southeast Missouri follows the guidelines set forth by the NCAA governing the issuance of credentials. Press credentials will be issued to accredited sports writers of daily and weekly newspapers. Photo passes will be issued to accredited members of the photo media working for newspapers and television stations. All credential requests should come from sports editors, directors or anchors. Spouses, dates and minors will not be permitted on Press Row or in the press areas at the Show Me Center. Any unauthorized use of credentials will result in revocation of credentials issued by Southeast Missouri State University and credential requests will not be honored for future SMO athletic events.

// Postgame Interviews

The Southeast Missouri Strategic Communications staff will make requested student-athletes available to the media at the conclusion of each game. Head Coach Brad Korn's first postgame responsibility after meeting with the team is his live radio show. Korn and selected student-athletes will address the media after every game and the opposing head coach will be



2023-24 SOUTHEAST MISSOURI BASKETBALL NOTES

HEAD COACH BRAD KORN



BRAD KORN

// Head Coach // Fourth Year // Southern Illinois, 2004

Brad Korn has the spotlight back on Southeast Missouri basketball entering his fourth year as head coach.

In 2022-23, Korn led SEMO to a remarkable postseason run that resulted in the Redhawks winning their first Ohio Valley Conference Tournament title

and advancing to the NCAA Tournament for the first time in over two decades.

SEMO, which became the first #5 seed to ever win the OVC Tournament, won four games in four days to hoist its first trophy since 1999-2000. Along the way, the Redhawks knocked off the tourney's top two seeds

in #1 Morehead State and #2 Tennessee Tech to claim only their second NCAA Tournament berth in program history.

The Redhawks finished their historic 2022-23 campaign at 19-17 overall and 10-8 in the OVC. SEMO snapped a streak of eight-straight losing records by posting both overall and OVC winning records in a season for the first time since 2004-05.

The Redhawks 10 conference wins were their most in a season since the 1999-2000 team went 14-4.

Guards Chris Harris (1,169) and Phillip Russell (1,016), both 1,000-point scorers in their careers, earned All-OVC honors. Russell garnered first-team accolades and Harris was a second-team selection. Both also made the OVC Tournament Team with Harris taking the event's coveted Most Valuable Player honor.

In conference play alone, SEMO was the league's top scoring team with an average of 81.4 points per game in 2022-23. The Redhawks put up 80 or more points in 11 of their 18 league contests. Overall, SEMO was first in the OVC in turnover margin (+1.56) forcing 14.6 per game.

Korn's 2022-23 squad assisted on 497 of 958 made field goals at a rate of 51.8 percent. The Redhawks' 497 assists were the fifth-most in a season in program history. SEMO's 36 games played are the most in a season all-time. The Redhawks also established top-five single-

season marks during their program's tenure in OVC wins (4th, 10), points (3rd, 2,798), field goals attempted (2nd, 2,191), 3-pointers made (2nd, 286), 3-pointers attempted (1st, 875), free throws made (587, 3rd), free throws attempted (4th, 828), assists (5th, 497) and steals (2nd, 251).

SEMO's storybook 2022-23 season received unprecedented media attention. Korn and Harris were featured in a live interview with Inside College Basketball studio hosts Clark Kellogg, Seth Davis, Greg Gumbel and Jay Wright on Selection Sunday prior to the Atlantic 10 Championship game. Several national media outlets latched on to the Redhawks not soon to be forgotten run.

Korn became just the second head coach in SEMO basketball history to lead his team to back-to-back trips to the OVC Tournament semifinals (2022, 2023) and reach the tournament's title game (2023).

His team records steadily improved over his first three seasons at the helm going from 11 victories during his year in 2020-21, to 14 in 2022-22 and 19 in 2022-23.

The OVC Tournament semifinal appearance in 2021-22 was SEMO's first in 17 years. The Redhawks were 14-18 overall and fourth in the conference with an 8-9 mark.

That year SEMO again had two All-OVC performers. Eric Reed, Jr. claimed first-team accolades and Russell was a





second-team pick.

Statistically, the Redhawks completed the 2021-22 campaign ranked among the top three in the OVC in scoring offense (3rd, 75.6 ppg), free throw percentage (2nd, .732), turnover margin (3rd, +0.41) and 3-point field goals made (1st, 281).

Korn's first head coaching job came anything but easy first taking over at SEMO in the middle of a global COVID-19 pandemic.

Throughout all the challenges and uncertainties during an unprecedented 2020-21 season, Korn led his first SEMO club to an overall record of 11-16 and seventh-place showing in the OVC.

The Redhawks made the OVC Tournament for the first time since 2016-17 and saw a +4 improvement in total wins and +6 jump in OVC victories from the season before. At the time, SEMO's nine conference victories matched the program's most in a season in 20 years.

SEMO rated among the top five OVC teams in 3-point field goal percentage (5th, .352), rebounding margin (5th, +2.2), defensive rebounds (5th, 25.6 per game) and defensive rebound percentage (1st, .764).

Korn was officially introduced as SEMO's head coach on Mar. 23, 2020 and is the seventh head coach in the program's NCAA Division I era (since 1991-92).

Prior to arriving in Cape Girardeau, Korn spent five

years at Big 12 Conference member Kansas State working four seasons as an assistant coach and one as the program's Director of Operations.

In his final four years back at K-State after returning following a three-year stint at Missouri State (2013-16), Korn helped the Wildcats to 82 wins and three-straight NCAA Tournaments. K-State posted consecutive 25-win campaigns for the first time in school history (2017-18, 2018-19).

During his first year back in 2016-17, the Wildcats won 21 games, including eight over teams that advanced to the postseason and knocked off Wake Forest in the NCAA First Four before losing to #18 Cincinnati in the NCAA South Regional First Round.

Working primarily with the post players, Korn was a big influence on the development of two-time All-Big 12 First Team selection Dean Wade, who became the fourth Wildcat to earn All-Big 12 First-Team honors in 2018 and just the second to do so in back-to-back seasons. Wade is one of just three players to rank in the school's Top 10 in both career scoring (1,510) and rebounding (685). He was instrumental in the progress of Makol Mawien, who has started every game in his K-State career and emerged as one of the top big men in the Big 12.

Korn was also key in the growth of All-Big 12 selections Wesley Iwundu and D.J. Johnson



during his first season as an assistant coach in 2016-17. Iwundu, who was twice named Third Team All-Big 12, became the first Wildcat since 2008 to be taken in the NBA Draft when he was selected with 33rd overall pick by the Orlando Magic. Johnson, an honorable mention all-league selection, broke the career field goal percentage record at 59.5 percent, while setting the single-season mark for the second consecutive season at 62.3 percent in 2016-17.

Korn spent one season on Bruce Weber's inaugural staff at K-State as Director of Operations in 2012-13, helping the Wildcats to a 27-8 overall

record and their first-ever Big 12 regular-season title. It was the school's first conference title since 1977, while the 27 wins rated second-most in school history.

Overall, he has 19 years of Division I experience, which includes time at his alma mater – Southern Illinois (2004-12). Korn has extensive ties to Weber after playing his first four years (1999-2003) for him at Southern Illinois. He redshirted in 1999-2000 before playing the next three years for Weber. He concluded his playing career for (current Purdue head coach) Matt Painter in 2003-04 before spending the next eight years (2004-12) at SIU as an assistant



HEAD COACH BRAD KORN

for then-Saluki head coach and then-K-State associate head coach Chris Lowery.

Korn returned to Manhattan in May 2016 after three seasons at Missouri State, where he served as an assistant coach to then-head coach Paul Lusk from 2013-16. At MSU, he helped the Bears to 44 wins, including a 20 -win season and a trip to the CollegelInsider.com Tournament in 2013-14.

Korn helped mentor a number of All-Missouri Valley honorees during his stay at Missouri State, including 2014 All-MVC Second-Team selection Jarmar Gulley and 2016 MVC Newcomer of the Year Dequon Miller. In addition, he coached three MVC All-Freshman Team honorees in Austin Ruder in 2014 and Obediah Church and Jarred Dixon in 2016 as well as two Most Improved Team members (Dorrian Williams in 2015 and Chris Kendrix in 2016).

Prior to his first stint at K-State, Korn spent eight years (2004-12) at Southern Illinois, including his final six years as a full-time assistant under Lowery. He helped the Salukis post a 145-116 (.556) overall record with four postseason appearances, two Missouri Valley Conference championships and one State Farm Missouri Valley Conference Tournament title. The squad won 20 or more games and advanced to the NCAA Tournament on three occasions (2005, 2006, 2007) during his tenure as an assistant coach, including a 2007 trip to

the Sweet 16. He was a graduate assistant at SIU his first two years before being elevated to a full-time assistant coach on Jan. 31, 2006.

A native of Plano, Illinois, Korn helped the Salukis through one of their greatest periods of success from 1999 to 2004. The squad went from 16 wins his redshirt-freshman season to three consecutive NCAA Tournament appearances under Weber and Painter. He was also a part of three Missouri Valley regular season championships as a player.

The 6-foot-9 forward saw action in 121 games in his career, averaging 5.2 points and 2.3 rebounds in 14.5 minutes per game. As a senior, he averaged 9.7 points on 41 percent shooting with four rebounds and 1.9 assists in helping SIU to 25 wins and a 17-1 mark in MVC play. He was named to the league's Most Improved Team.

Korn earned a bachelor's degree in Marketing from Southern Illinois in 2004 and his master's degree in Administrative Studies from Missouri State in 2016.

He resides in Cape Girardeau with his wife, Kristin, and daughters Brielyn and Ashtyn.

The Korn File

Experience:

19th Year (Fourth at SEMO)

Hometown:

Plano, Ill.

Birthdate:

August 22, 1981

Alma Mater:

Southern Illinois, 2004

Education:

BB.A. Marketing (Southern Illinois)
Master's Administrative Studies (Missouri State)

Date Hired:

March 23, 2020

Family:

Wife - Kristin
Children - Brielyn, Ashtyn

Playing Experience:

Southern Illinois, 1999-04

Coaching Experience:

Southern Illinois, Graduate Asst., 2004-06
Southern Illinois, Assistant Coach, 2006-12
Kansas State, Dir. of Operations, 2012-13
Missouri State, Assistant Coach, 2013-16
Kansas State, Assistant Coach, 2016-20
Southeast Missouri, 2020-pr.





Korn Year-by-Year Records

| Year | School | Assignment | Record | Conference/Finish | Postseason |
|---------|--------------------|------------------------|--------|-------------------|---|
| 2004-05 | Southern Illinois | Graduate Assistant | 27-8 | 15-3/1st | NCAA Second Round |
| 2005-06 | Southern Illinois | Graduate Assistant | 22-11 | 12-6/2nd | NCAA First Round |
| 2006-07 | Southern Illinois | Assistant Coach | 29-7 | 15-3/1st | NCAA Sweet 16 |
| 2007-08 | Southern Illinois | Assistant Coach | 18-15 | 11-7/3rd | NIT Second Round |
| 2008-09 | Southern Illinois | Assistant Coach | 13-18 | 8-10/5th | - |
| 2009-10 | Southern Illinois | Assistant Coach | 15-15 | 6-12/9th | - |
| 2010-11 | Southern Illinois | Assistant Coach | 13-19 | 5-13/8th | - |
| 2011-12 | Southern Illinois | Assistant Coach | 8-23 | 5-13/9th | - |
| 2012-13 | Kansas State | Director of Operations | 27-8 | 14-4/1st | NCAA Second Round |
| 2013-14 | Missouri State | Assistant Coach | 20-13 | 9-9/4th | Collegiansider.com Tourn. (CIT) |
| 2014-15 | Missouri State | Assistant Coach | 11-20 | 5-13/8th | - |
| 2015-16 | Missouri State | Assistant Coach | 13-19 | 8-10/7th | - |
| 2016-17 | Kansas State | Assistant Coach | 21-14 | 8-10/6th | NCAA First Round |
| 2017-18 | Kansas State | Assistant Coach | 25-12 | 10-8/4th | NCAA Elite Eight |
| 2018-19 | Kansas State | Assistant Coach | 25-9 | 14-4/1st | NCAA First Round |
| 2019-20 | Kansas State | Assistant Coach | 11-21 | 3-15/10th | - |
| 2020-21 | Southeast Missouri | Head Coach | 11-16 | 9-11/7th | - |
| 2021-22 | Southeast Missouri | Head Coach | 14-18 | 8-9/4th | - |
| 2022-23 | Southeast Missouri | Head Coach | 19-17 | 10-8/5th | OVC Tournament Champions NCAA First Four |
| 2023-24 | Southeast Missouri | Head Coach | 0-1 | 0-0 | - |

Overall Record: 44-52

Record at Southeast Missouri, 44-52, 27-28 Ohio Valley Conference (4 years)

Record as a College Assistant: 222-205

Record as a Graduate Assistant: 49-19





2023-24 SOUTHEAST MISSOURI BASKETBALL NOTES

2023-24 OVERALL STATISTICS

Game Records

| Record | Overall | Home | Away | Neutral |
|----------------|---------|------|------|---------|
| ALL GAMES | 0-1 | 0-0 | 0-1 | 0-0 |
| CONFERENCE | 0-0 | 0-0 | 0-0 | 0-0 |
| NON-CONFERENCE | 0-1 | 0-0 | 0-1 | 0-0 |

Score by Periods

| Team | 1st | 2nd | OT | TOT |
|-------------------|-----|-----|----|-----|
| Southeast Mo. St. | 30 | 37 | 0 | 67 |
| Opponents | 54 | 34 | 0 | 88 |

Team Box Score

| No. | Player | | | | Total | | 3-Point | | F-Throw | | Rebounds | | | | | | | | | | | | | |
|-----------|------------------|-------|-------|------|--------|------|----------|-------|---------|------|----------|-----|-----|------|----|----|----|----|-----|-----|-----|------|--|--|
| | | GP-GS | MIN | AVG | FG-FGA | FG% | 3FG-3FGA | 3FG% | FT-FTA | FT% | OFF | DEF | TOT | AVG | PF | DQ | A | TO | BLK | STL | PTS | AVG | | |
| 4 | LARSON, Adam | 1-0 | 18:55 | 18.9 | 4-6 | .667 | 3-5 | .600 | 2-4 | .500 | 0 | 5 | 5 | 5.0 | 0 | 0 | 0 | 1 | 0 | 0 | 13 | 13.0 | | |
| 21 | EARLEY, Josh | 1-1 | 17:23 | 17.4 | 5-6 | .833 | 0-0 | .000 | 0-0 | .000 | 0 | 1 | 1 | 1.0 | 3 | 0 | 0 | 2 | 0 | 4 | 10 | 10.0 | | |
| 5 | BIEL, TJ | 1-1 | 23:32 | 23.5 | 3-7 | .429 | 1-4 | .250 | 1-2 | .500 | 1 | 3 | 4 | 4.0 | 0 | 0 | 1 | 0 | 0 | 0 | 8 | 8.0 | | |
| 44 | STACKER, Braxton | 1-1 | 20:33 | 20.6 | 3-5 | .600 | 1-1 | 1.000 | 1-3 | .333 | 0 | 2 | 2 | 2.0 | 4 | 0 | 1 | 3 | 0 | 1 | 8 | 8.0 | | |
| 24 | CLARK, Kobe | 1-0 | 20:07 | 20.1 | 2-4 | .500 | 1-2 | .500 | 2-5 | .400 | 4 | 4 | 8 | 8.0 | 0 | 0 | 0 | 2 | 0 | 1 | 7 | 7.0 | | |
| 2 | WARD, BJ | 1-0 | 22:14 | 22.2 | 3-10 | .300 | 1-2 | .500 | 0-0 | .000 | 0 | 1 | 1 | 1.0 | 1 | 0 | 5 | 0 | 0 | 2 | 7 | 7.0 | | |
| 22 | ELKAMIL, Gavyn | 1-0 | 10:35 | 10.6 | 2-6 | .333 | 2-2 | 1.000 | 0-0 | .000 | 2 | 0 | 2 | 2.0 | 0 | 0 | 1 | 0 | 0 | 1 | 6 | 6.0 | | |
| 1 | MARTIN, Rob | 1-1 | 26:45 | 26.8 | 1-8 | .125 | 1-1 | 1.000 | 0-0 | .000 | 2 | 0 | 2 | 2.0 | 1 | 0 | 3 | 1 | 0 | 2 | 3 | 3.0 | | |
| 55 | BELL, Marqueas | 1-0 | 03:23 | 3.4 | 1-2 | .500 | 1-1 | 1.000 | 0-0 | .000 | 0 | 0 | 0 | 0.0 | 0 | 0 | 0 | 0 | 0 | 0 | 3 | 3.0 | | |
| 3 | SMART, Aquan | 1-1 | 12:48 | 12.8 | 1-6 | .167 | 0-2 | .000 | 0-1 | .000 | 0 | 2 | 2 | 2.0 | 3 | 0 | 3 | 5 | 0 | 0 | 2 | 2.0 | | |
| 10 | IDADA, David | 1-0 | 10:03 | 10.1 | 0-1 | .000 | 0-0 | .000 | 0-0 | .000 | 0 | 0 | 0 | 0.0 | 5 | 1 | 1 | 1 | 2 | 0 | 0 | 0.0 | | |
| 11 | EURSHER, Evan | 1-0 | 13:42 | 13.7 | 0-3 | .000 | 0-1 | .000 | 0-0 | .000 | 0 | 1 | 1 | 1.0 | 2 | 0 | 1 | 0 | 0 | 0 | 0 | 0.0 | | |
| Team | | | | | | | | | | | 4 | | 4 | | | | | 2 | | | | | | |
| Total | | 1 | 200 | | 25-64 | .391 | 11-21 | .524 | 6-15 | .400 | 13 | 19 | 32 | 32.0 | 19 | 1 | 16 | 17 | 2 | 11 | 67 | 67.0 | | |
| Opponents | | 1 | 200 | | 31-62 | .500 | 7-21 | .333 | 19-27 | .704 | 15 | 33 | 48 | 48.0 | 19 | 1 | 11 | 17 | 6 | 9 | 88 | 88.0 | | |

Team Statistics

| | SEMO | OPP |
|------------------------|--------------|--------------|
| Scoring | 67 | 88 |
| Points per game | 67.0 | 88.0 |
| Scoring margin | -21.0 | - |
| Field goals-att | 25-64 | 31-62 |
| Field goal pct | .391 | .500 |
| 3 point fg-att | 11-21 | 7-21 |
| 3-point FG pct | .524 | .333 |
| 3-pt FG made per game | 11.0 | 7.0 |
| Free throws-att | 6-15 | 19-27 |
| Free throw pct | .400 | .704 |
| F-Throws made per game | 6.0 | 19.0 |
| Rebounds | 32 | 48 |
| Rebounds per game | 32.0 | 48.0 |
| Rebounding margin | -16.0 | - |
| Assists | 16 | 11 |
| Assists per game | 16.0 | 11.0 |
| Turnovers | 17 | 17 |
| Turnovers per game | 17.0 | 17.0 |
| Turnover margin | 0.0 | - |
| Assist/turnover ratio | 0.9 | 0.6 |
| Steals | 11 | 9 |
| Steals per game | 11.0 | 9.0 |
| Blocks | 2 | 6 |
| Blocks per game | 2.0 | 6.0 |
| Winning streak | 0 | - |
| Home win streak | 0 | - |
| Attendance | 0 | 7186 |
| Home games-Avg/Game | 0-0 | 1-7186 |
| Neutral site-Avg/Game | - | 0-0 |

Team Results

| Date | Opponent | | Score | Att. |
|------------|-----------------|---|-------|------|
| 11/06/2023 | at Grand Canyon | L | 67-88 | 7186 |

2023-24 SOUTHEAST MISSOURI BASKETBALL NOTES

2022-23 FINAL OVC STATISTICS



Game Records

| Record | Overall | Home | Away | Neutral |
|----------------|---------|------|------|---------|
| ALL GAMES | 10-8 | 7-2 | 3-6 | 0-0 |
| CONFERENCE | 10-8 | 7-2 | 3-6 | 0-0 |
| NON-CONFERENCE | 0-0 | 0-0 | 0-0 | 0-0 |

Score by Periods

| Team | 1st | 2nd | OT | TOT |
|-------------------|-----|-----|----|------|
| Southeast Mo. St. | 670 | 753 | 42 | 1465 |
| Opponents | 695 | 710 | 38 | 1443 |

Team Box Score

| No. | Player | GP-GS | MIN | AVG | Total | FG% | 3FG-3FGA | 3FG% | F-Throw | FT% | OFF | DEF | TOT | AVG | Pf | DQ | A | TO | BLK | STL | PTS | AVG |
|-----------|------------------|-------|--------|------|----------|------|----------|-------|---------|------|-----|-----|-----|------|-----|----|-----|-----|-----|-----|------|------|
| 1 | RUSSELL, Phillip | 16-16 | 526:27 | 32.9 | 89-214 | .416 | 42-110 | .382 | 98-122 | .803 | 14 | 23 | 37 | 2.3 | 57 | 5 | 89 | 44 | 1 | 22 | 318 | 19.9 |
| 5 | HARRIS, Chris | 18-18 | 582:31 | 32.4 | 84-212 | .396 | 33-104 | .317 | 91-118 | .771 | 8 | 81 | 89 | 4.9 | 25 | 0 | 30 | 29 | 2 | 18 | 292 | 16.2 |
| 0 | BARNES, Israel | 18-3 | 506:34 | 28.1 | 70-165 | .424 | 16-70 | .229 | 9-23 | .391 | 19 | 35 | 54 | 3.0 | 34 | 1 | 29 | 15 | 4 | 10 | 165 | 9.2 |
| 3 | SMART, Aquan | 17-15 | 454:27 | 26.7 | 45-122 | .369 | 10-44 | .227 | 43-58 | .741 | 8 | 52 | 60 | 3.5 | 58 | 4 | 40 | 39 | 7 | 27 | 143 | 8.4 |
| 33 | BRANSON, Dylan | 18-17 | 471:51 | 26.2 | 52-101 | .515 | 17-44 | .386 | 29-41 | .707 | 21 | 70 | 91 | 5.1 | 66 | 7 | 36 | 28 | 3 | 22 | 150 | 8.3 |
| 14 | JOHNSON, Nate | 18-18 | 359:18 | 20.0 | 52-71 | .732 | 0-0 | .000 | 22-38 | .579 | 34 | 30 | 64 | 3.6 | 58 | 2 | 12 | 17 | 22 | 7 | 126 | 7.0 |
| 21 | EARLEY, Josh | 17-0 | 269:43 | 15.9 | 51-87 | .586 | 0-0 | .000 | 13-29 | .448 | 22 | 51 | 73 | 4.3 | 24 | 0 | 0 | 18 | 3 | 2 | 115 | 6.8 |
| 24 | CLARK, Kobe | 6-3 | 147:59 | 24.7 | 11-34 | .324 | 2-13 | .154 | 4-10 | .400 | 13 | 32 | 45 | 7.5 | 20 | 1 | 10 | 14 | 6 | 6 | 28 | 4.7 |
| 4 | LARSON, Adam | 18-0 | 207:36 | 11.5 | 29-68 | .426 | 19-53 | .358 | 0-2 | .000 | 3 | 23 | 26 | 1.4 | 17 | 0 | 2 | 5 | 8 | 4 | 77 | 4.3 |
| 35 | HANBACK, Mason | 5-0 | 30:51 | 6.2 | 6-7 | .857 | 0-0 | .000 | 0-0 | .000 | 0 | 2 | 2 | 0.4 | 7 | 0 | 0 | 1 | 3 | 0 | 12 | 2.4 |
| 11 | EURSHER, Evan | 14-0 | 90:55 | 6.5 | 6-17 | .353 | 3-13 | .231 | 7-8 | .875 | 2 | 6 | 8 | 0.6 | 8 | 0 | 3 | 3 | 0 | 4 | 22 | 1.6 |
| 15 | MITCHELL, Josh | 8-0 | 34:10 | 4.3 | 5-7 | .714 | 0-0 | .000 | 1-2 | .500 | 2 | 3 | 5 | 0.6 | 11 | 0 | 0 | 5 | 0 | 0 | 11 | 1.4 |
| 12 | GOWINS, Tevin | 7-0 | 17:38 | 2.5 | 2-3 | .667 | 1-1 | 1.000 | 1-2 | .500 | 0 | 1 | 1 | 0.1 | 3 | 0 | 1 | 2 | 0 | 0 | 6 | 0.9 |
| Team | | | | | | | | | | | 25 | 16 | 41 | | | | | 7 | | | | |
| Total | | 18 | 3700 | | 502-1108 | .453 | 143-452 | .316 | 318-453 | .702 | 171 | 425 | 596 | 33.1 | 388 | 20 | 252 | 227 | 59 | 122 | 1465 | 81.4 |
| Opponents | | 18 | 3699 | | 489-1050 | .466 | 145-360 | .403 | 320-450 | .711 | 164 | 480 | 644 | 35.8 | 369 | 16 | 260 | 266 | 38 | 130 | 1443 | 80.2 |

Team Statistics

| | SEMO | OPP |
|------------------------|-----------------|-----------------|
| Scoring | 1465 | 1443 |
| Points per game | 81.4 | 80.2 |
| Scoring margin | +1.2 | - |
| Field goals-att | 502-1108 | 489-1050 |
| Field goal pct | .453 | .466 |
| 3 point fg-att | 143-452 | 145-360 |
| 3-point FG pct | .316 | .403 |
| 3-pt FG made per game | 7.9 | 8.1 |
| Free throws-att | 318-453 | 320-450 |
| Free throw pct | .702 | .711 |
| F-Throws made per game | 17.7 | 17.8 |
| Rebounds | 596 | 644 |
| Rebounds per game | 33.1 | 35.8 |
| Rebounding margin | -2.7 | - |
| Assists | 252 | 260 |
| Assists per game | 14.0 | 14.4 |
| Turnovers | 227 | 266 |
| Turnovers per game | 12.6 | 14.8 |
| Turnover margin | +2.2 | - |
| Assist/turnover ratio | 1.1 | 1.0 |
| Steals | 122 | 130 |
| Steals per game | 6.8 | 7.2 |
| Blocks | 59 | 38 |
| Blocks per game | 3.3 | 2.1 |
| Winning streak | 0 | - |
| Home win streak | 2 | - |
| Attendance | 16282 | 21784 |
| Home games-Avg/Game | 9-1809 | 9-2420 |
| Neutral site-Avg/Game | - | 0-0 |

Team Results

| Date | Opponent | Score | Att. |
|------------|-------------------|--------------|------|
| 12/29/2022 | at Southern Ind. | L 81-86 | 3110 |
| 12/31/2022 | SIUE | W 82-73 | 1159 |
| 01/05/2023 | at UT Martin | L 82-87 | 1180 |
| 01/07/2023 | at Little Rock | W 74-68 | 2135 |
| 01/12/2023 | Lindenwood | W 94-71 | 875 |
| 01/14/2023 | at Morehead St. | W 91-86 | 1740 |
| 01/19/2023 | UT Martin | L 60-80 | 1115 |
| 01/21/2023 | Tennessee Tech | Wot2 84-77 | 2632 |
| 01/26/2023 | Tennessee St. | W 92-75 | 1857 |
| 01/28/2023 | at Eastern Ill. | W 79-68 | 1515 |
| 02/02/2023 | Little Rock | W 99-98 | 1290 |
| 02/04/2023 | at Tennessee Tech | L 80-82 | 1476 |
| 02/09/2023 | at Tennessee St. | L 65-85 | 6691 |
| 02/11/2023 | Morehead St. | L 59-65 | 2890 |
| 02/16/2023 | Eastern Ill. | W 78-64 | 2124 |
| 02/18/2023 | Southern Ind. | W 85-80 | 2340 |
| 02/23/2023 | at Lindenwood | Lot2 102-105 | 2119 |
| 02/25/2023 | at SIUE | L 78-93 | 1818 |





2023-24 SOUTHEAST MISSOURI BASKETBALL NOTES

2023-24 STATISTICS

Comparison Game-by-Game (SEMO/Opponent)

| Opponent | 1st | 2nd | Score | Mar | Total FG | FG Pct | 3-Pointers | 3FG Pct | Free Throws | FT Pct | Rebounds (Mar) | Assist | T/Over | Block | Steal | Fouls |
|-------------------|-------|-------|-------|-----|-------------|-----------|------------|-----------|-------------|-----------|----------------|--------|--------|-------|-------|-------|
| Grand Canyon | 30/54 | 37/34 | 67-88 | -21 | 25-64/31-62 | .391/.500 | 11-21/7-21 | .524/.333 | 6-15/19-27 | .400/.704 | 32/48 (-16) | 16/11 | 17/17 | 2/6 | 11/9 | 19/19 |
| Butler | | | | | | | | | | | | | | | | |
| Evansville | | | | | | | | | | | | | | | | |
| Central Arkansas | | | | | | | | | | | | | | | | |
| Evansville | | | | | | | | | | | | | | | | |
| Chattanooga | | | | | | | | | | | | | | | | |
| Kansas City | | | | | | | | | | | | | | | | |
| Missouri Baptist | | | | | | | | | | | | | | | | |
| Harris-Stowe | | | | | | | | | | | | | | | | |
| Purdue Fort Wayne | | | | | | | | | | | | | | | | |
| Lindsey Wilson | | | | | | | | | | | | | | | | |
| Illinois State | | | | | | | | | | | | | | | | |
| Southern Indiana | | | | | | | | | | | | | | | | |
| Morehead State | | | | | | | | | | | | | | | | |
| Western Illinois | | | | | | | | | | | | | | | | |
| Bethel (Tenn.) | | | | | | | | | | | | | | | | |
| Lindenwood | | | | | | | | | | | | | | | | |
| Tennessee Tech | | | | | | | | | | | | | | | | |
| SIU Edwardsville | | | | | | | | | | | | | | | | |
| UT Martin | | | | | | | | | | | | | | | | |
| Little Rock | | | | | | | | | | | | | | | | |
| Lindenwood | | | | | | | | | | | | | | | | |
| Western Illinois | | | | | | | | | | | | | | | | |
| Tennessee Tech | | | | | | | | | | | | | | | | |
| Tennessee State | | | | | | | | | | | | | | | | |
| Eastern Illinois | | | | | | | | | | | | | | | | |
| SIU Edwardsville | | | | | | | | | | | | | | | | |
| Little Rock | | | | | | | | | | | | | | | | |
| UT Martin | | | | | | | | | | | | | | | | |
| Morehead State | | | | | | | | | | | | | | | | |
| Southern Indiana | | | | | | | | | | | | | | | | |

Points in the Paint, Second Chance Points, Points Off Turnovers, Fastbreak Points, Bench Points

| Opponent | W/L | POINTS IN THE PAINT | | 2ND CHANCE POINTS | | POINTS OFF TURNOVERS | | FAST BREAK POINTS | | BENCH POINTS | |
|-------------------|-----|---------------------|-----|-------------------|-----|----------------------|-----|-------------------|-----|--------------|-----|
| | | SEMO | OPP | SEMO | OPP | SEMO | OPP | SEMO | OPP | SEMO | OPP |
| Grand Canyon | L | 26 | 46 | 10 | 17 | 15 | 24 | 10 | 18 | 36 | 30 |
| Butler | | | | | | | | | | | |
| Evansville | | | | | | | | | | | |
| Central Arkansas | | | | | | | | | | | |
| Evansville | | | | | | | | | | | |
| Chattanooga | | | | | | | | | | | |
| Kansas City | | | | | | | | | | | |
| Missouri Baptist | | | | | | | | | | | |
| Harris-Stowe | | | | | | | | | | | |
| Purdue Fort Wayne | | | | | | | | | | | |
| Lindsey Wilson | | | | | | | | | | | |
| Illinois State | | | | | | | | | | | |
| Southern Indiana | | | | | | | | | | | |
| Morehead State | | | | | | | | | | | |
| Western Illinois | | | | | | | | | | | |
| Bethel (Tenn.) | | | | | | | | | | | |
| Lindenwood | | | | | | | | | | | |
| Tennessee Tech | | | | | | | | | | | |
| SIU Edwardsville | | | | | | | | | | | |
| UT Martin | | | | | | | | | | | |
| Little Rock | | | | | | | | | | | |
| Lindenwood | | | | | | | | | | | |
| Western Illinois | | | | | | | | | | | |
| Tennessee Tech | | | | | | | | | | | |
| Tennessee State | | | | | | | | | | | |
| Eastern Illinois | | | | | | | | | | | |
| SIU Edwardsville | | | | | | | | | | | |
| Little Rock | | | | | | | | | | | |
| UT Martin | | | | | | | | | | | |
| Morehead State | | | | | | | | | | | |
| Southern Indiana | | | | | | | | | | | |



Game-by-Game Leaders

| <u>Opponent</u> | <u>W/L</u> | <u>Score</u> | <u>Points</u> | <u>Rebounds</u> | <u>Assists</u> | <u>Blocks</u> | <u>Steals</u> |
|-------------------|------------|--------------|---------------|-----------------|----------------|---------------|---------------|
| Grand Canyon | L | 67-88 | Larson - 13 | Clark - 8 | Ward - 5 | Idada - 2 | Earley - 4 |
| Butler | | | | | | | |
| Evansville | | | | | | | |
| Central Arkansas | | | | | | | |
| Evansville | | | | | | | |
| Chattanooga | | | | | | | |
| Kansas City | | | | | | | |
| Missouri Baptist | | | | | | | |
| Harris-Stowe | | | | | | | |
| Purdue Fort Wayne | | | | | | | |
| Lindsey Wilson | | | | | | | |
| Illinois State | | | | | | | |
| Southern Indiana | | | | | | | |
| Morehead State | | | | | | | |
| Western Illinois | | | | | | | |
| Bethel (Tenn.) | | | | | | | |
| Lindenwood | | | | | | | |
| Tennessee Tech | | | | | | | |
| SIU Edwardsville | | | | | | | |
| UT Martin | | | | | | | |
| Little Rock | | | | | | | |
| Lindenwood | | | | | | | |
| Western Illinois | | | | | | | |
| Tennessee Tech | | | | | | | |
| Tennessee State | | | | | | | |
| Eastern Illinois | | | | | | | |
| SIU Edwardsville | | | | | | | |
| Little Rock | | | | | | | |
| UT Martin | | | | | | | |
| Morehead State | | | | | | | |
| Southern Indiana | | | | | | | |

Game-by-Game Starters

| <u>Opponent</u> | <u>W/L</u> | <u>Score</u> | <u>Guard</u> | <u>Guard</u> | <u>Guard</u> | <u>Guard/Forward</u> | <u>Forward/Center</u> | <u>First Man Off the Bench</u> |
|-------------------|------------|--------------|--------------|--------------|--------------|----------------------|-----------------------|--------------------------------|
| Grand Canyon | L | 67-88 | Martin | Smart | Biel | Stacker, G | Earley, F | Idada, 2 blocks, 10 min. |
| Butler | | | | | | | | |
| Evansville | | | | | | | | |
| Central Arkansas | | | | | | | | |
| Evansville | | | | | | | | |
| Chattanooga | | | | | | | | |
| Kansas City | | | | | | | | |
| Missouri Baptist | | | | | | | | |
| Harris-Stowe | | | | | | | | |
| Purdue Fort Wayne | | | | | | | | |
| Lindsey Wilson | | | | | | | | |
| Illinois State | | | | | | | | |
| Southern Indiana | | | | | | | | |
| Morehead State | | | | | | | | |
| Western Illinois | | | | | | | | |
| Bethel (Tenn.) | | | | | | | | |
| Lindenwood | | | | | | | | |
| Tennessee Tech | | | | | | | | |
| SIU Edwardsville | | | | | | | | |
| UT Martin | | | | | | | | |
| Little Rock | | | | | | | | |
| Lindenwood | | | | | | | | |
| Western Illinois | | | | | | | | |
| Tennessee Tech | | | | | | | | |
| Tennessee State | | | | | | | | |
| Eastern Illinois | | | | | | | | |
| SIU Edwardsville | | | | | | | | |
| Little Rock | | | | | | | | |
| UT Martin | | | | | | | | |
| Morehead State | | | | | | | | |
| Southern Indiana | | | | | | | | |

Starting Lineup Combinations

| <u>Record</u> | <u>Guard</u> | <u>Guard</u> | <u>Guard</u> | <u>Guard/Forward</u> | <u>Forward/Center</u> |
|---------------|--------------|--------------|--------------|----------------------|-----------------------|
| 0-1 | Martin | Smart | Biel | Stacker, G | Earley, F |



2023-24 SOUTHEAST MISSOURI BASKETBALL NOTES

2023-24 STATISTICS

Team Game-by-Game Statistics

| | Score | FG-A | Pct. | 3FG-A | Pct. | FT-A | Pct. | OFF | DEF | Total | E | A | TO | B | S |
|---------------------------|-----------------|--------------|-------------|--------------|-------------|-------------|-------------|-----------|-----------|-----------|-----------|-----------|-----------|----------|-----------|
| Southeast Missouri | L, 67-88 | 25-64 | .391 | 11-21 | .524 | 6-15 | .400 | 13 | 19 | 32 | 19 | 16 | 17 | 2 | 11 |
| Grand Canyon | | 31-62 | .500 | 7-21 | .333 | 19-27 | .704 | 15 | 33 | 48 | 19 | 11 | 17 | 6 | 9 |
| Southeast Missouri | | | | | | | | | | | | | | | |
| Butler | | | | | | | | | | | | | | | |
| Southeast Missouri | | | | | | | | | | | | | | | |
| Evansville | | | | | | | | | | | | | | | |
| Southeast Missouri | | | | | | | | | | | | | | | |
| Central Arkansas | | | | | | | | | | | | | | | |
| Southeast Missouri | | | | | | | | | | | | | | | |
| Evansville | | | | | | | | | | | | | | | |
| Southeast Missouri | | | | | | | | | | | | | | | |
| Chattanooga | | | | | | | | | | | | | | | |
| Southeast Missouri | | | | | | | | | | | | | | | |
| Kansas City | | | | | | | | | | | | | | | |
| Southeast Missouri | | | | | | | | | | | | | | | |
| Missouri Baptist | | | | | | | | | | | | | | | |
| Southeast Missouri | | | | | | | | | | | | | | | |
| Harris-Stowe | | | | | | | | | | | | | | | |
| Southeast Missouri | | | | | | | | | | | | | | | |
| Purdue Fort Wayne | | | | | | | | | | | | | | | |
| Southeast Missouri | | | | | | | | | | | | | | | |
| Lindsey Wilson | | | | | | | | | | | | | | | |
| Southeast Missouri | | | | | | | | | | | | | | | |
| Illinois State | | | | | | | | | | | | | | | |
| Southeast Missouri | | | | | | | | | | | | | | | |
| Southern Indiana | | | | | | | | | | | | | | | |
| Southeast Missouri | | | | | | | | | | | | | | | |
| Morehead State | | | | | | | | | | | | | | | |
| Southeast Missouri | | | | | | | | | | | | | | | |
| Western Illinois | | | | | | | | | | | | | | | |
| Southeast Missouri | | | | | | | | | | | | | | | |
| Bethel (Tenn.) | | | | | | | | | | | | | | | |
| Southeast Missouri | | | | | | | | | | | | | | | |
| Lindenwood | | | | | | | | | | | | | | | |
| Southeast Missouri | | | | | | | | | | | | | | | |
| Tennessee Tech | | | | | | | | | | | | | | | |
| Southeast Missouri | | | | | | | | | | | | | | | |
| SIU Edwardsville | | | | | | | | | | | | | | | |
| Southeast Missouri | | | | | | | | | | | | | | | |
| UT Martin | | | | | | | | | | | | | | | |
| Southeast Missouri | | | | | | | | | | | | | | | |
| Little Rock | | | | | | | | | | | | | | | |
| Southeast Missouri | | | | | | | | | | | | | | | |
| Lindenwood | | | | | | | | | | | | | | | |
| Southeast Missouri | | | | | | | | | | | | | | | |
| Western Illinois | | | | | | | | | | | | | | | |
| Southeast Missouri | | | | | | | | | | | | | | | |
| Tennessee Tech | | | | | | | | | | | | | | | |
| Southeast Missouri | | | | | | | | | | | | | | | |
| Tennessee State | | | | | | | | | | | | | | | |
| Southeast Missouri | | | | | | | | | | | | | | | |
| Eastern Illinois | | | | | | | | | | | | | | | |
| Southeast Missouri | | | | | | | | | | | | | | | |
| SIU Edwardsville | | | | | | | | | | | | | | | |
| Southeast Missouri | | | | | | | | | | | | | | | |
| Little Rock | | | | | | | | | | | | | | | |
| Southeast Missouri | | | | | | | | | | | | | | | |
| UT Martin | | | | | | | | | | | | | | | |
| Southeast Missouri | | | | | | | | | | | | | | | |
| Morehead State | | | | | | | | | | | | | | | |
| Southeast Missouri | | | | | | | | | | | | | | | |
| Southern Indiana | | | | | | | | | | | | | | | |



2023-24 Game-by-Game Leaders Summary (# of Games)

Points

Adam Larson.....1

Rebounds

Kobe Clark.....1

Assists

BJ Ward.....5

Blocks

David Idada.....2

Steals

Josh Earley.....1

Dunks (# for 2023-24 Season)

-

Games Played/Started

| | 2023-24 | Career |
|-----------------|---------|--------|
| Dylan Branson | - | 91/60 |
| Adam Larson | 1/0 | 36/3 |
| Aquan Smart | 1/1 | 33/26 |
| Josh Earley | 1/1 | 32/1 |
| Evan Eursher | 1/0 | 26/0 |
| Kobe Clark | 1/0 | 20/15 |
| Mason Hanback | - | 10/0 |
| Braxton Stacker | 1/1 | 1/1 |
| TJ Biel | 1/1 | 1/1 |
| Rob Martin | 1/1 | 1/1 |
| David Idada | 1/0 | 1/0 |
| BJ Ward | 1/0 | 1/0 |
| Gavyn Elkamil | 1/0 | 1/0 |
| Marqueas Bell | 1/0 | 1/0 |

Career Ledger

Double-Digit Point Games

| | 2023-24 | Career |
|--------------------|---------|--------|
| Josh Earley | 1 | 12 |
| Dylan Branson..... | - | 11 |
| Aquan Smart | - | 9 |
| Adam Larson..... | 1 | 6 |
| Kobe Clark..... | - | 4 |
| Evan Eursher..... | - | 1 |

Double-Digit Rebound Games

| | 2023-24 | Career |
|--------------------|---------|--------|
| Kobe Clark..... | - | 7 |
| Josh Earley | - | 3 |
| Dylan Branson..... | - | 1 |

20+ Point Games

| | 2023-24 | Career |
|-------------------|---------|--------|
| Aquan Smart | - | 1 |

30-Point Games

| | 2023-24 | Career |
|---|---------|--------|
| - | - | - |

8+ Rebound Games

| | 2023-24 | Career |
|--------------------|---------|--------|
| Kobe Clark..... | 1 | 10 |
| Josh Earley | - | 7 |
| Dylan Branson..... | - | 4 |
| Aquan Smart | - | 1 |

5+ Assist Games

| | 2023-24 | Career |
|--------------------|---------|--------|
| Kobe Clark..... | - | 3 |
| Dylan Branson..... | - | 2 |
| Aquan Smart | - | 1 |
| BJ Ward..... | 1 | 1 |

3+ Steal Games

| | 2023-24 | Career |
|--------------------|---------|--------|
| Aquan Smart | - | 10 |
| Kobe Clark..... | - | 4 |
| Dylan Branson..... | - | 2 |
| Josh Earley | 1 | 1 |

Double-Doubles

| | 2023-24 | Career |
|-------------------|---------|--------|
| Josh Earley | - | 3 |

SEMO's 2023-24 Record:

| | |
|---|-----|
| At Home..... | 0-0 |
| On the Road..... | 0-1 |
| At Neutral Sites..... | 0-0 |
| In Ohio Valley Conference Games..... | 0-0 |
| In November..... | 0-1 |
| In December..... | 0-0 |
| In January..... | 0-0 |
| In February..... | 0-0 |
| In March..... | 0-0 |
| Leading at the Half..... | 0-0 |
| Trailing at the Half..... | 0-1 |
| Tied at the Half..... | 0-0 |
| In Overtime Games..... | 0-0 |
| The Redhawks Score First..... | 0-0 |
| In 1-4 Point Games..... | 0-0 |
| In 5-9 Point Games..... | 0-0 |
| In 10-14 Point Games..... | 0-0 |
| In 15+ Point Games..... | 0-1 |
| Leading with Five Minutes Left in Regulation..... | 0-0 |
| Trailing with Five Minutes Left in Regulation..... | 0-1 |
| Tied with Five Minutes Left in Regulation..... | 0-0 |
| Scoring Less than 50 Points..... | 0-0 |
| Scoring 50-59 Points..... | 0-0 |
| Scoring 60-69 Points..... | 0-1 |
| Scoring 70-79 Points..... | 0-0 |
| Scoring 80-89 Points..... | 0-0 |
| Scoring 90-99 Points..... | 0-0 |
| Scoring 100 or more Points..... | 0-0 |
| Giving up Less Than 50 Points..... | 0-0 |
| Giving up 50-59 Points..... | 0-0 |
| Giving up 60-69 Points..... | 0-0 |
| Giving up 70-79 Points..... | 0-0 |
| Giving up 80-89 Points..... | 0-1 |
| Giving up 90-99 Points..... | 0-1 |
| Giving up 100 or more Points..... | 0-0 |
| Shooting 50% or Better from the Field..... | 0-0 |
| Shooting Less Than 50% from the Field..... | 0-1 |
| Opponent Shoots 50% or Better from the Field..... | 0-1 |
| Opponent Shoots Less Than 50% from the Field..... | 0-0 |
| Outshooting Opponent..... | 0-0 |
| Outshot by Opponent..... | 0-1 |
| Field Goal Percentage is Tied..... | 0-0 |
| Shooting 50% or Better from 3-Point Range..... | 0-1 |
| Shooting Less Than 50% from 3-Point Range..... | 0-0 |
| Opponent Shoots 50% or Better from 3-Point Range..... | 0-0 |
| Opponent Shoots Less Than 50% from 3-Point Range..... | 0-1 |
| Shooting 50% or Better from the Free Throw Line..... | 0-0 |
| Shooting Less Than 50% from the Free Throw Line..... | 0-1 |
| Opponent Shoots 50% or Better from the Free Throw Line..... | 0-1 |
| Opponent Shoots Less Than 50% from the Free Throw Line..... | 0-0 |
| Shooting More Free Throws Than Opponent..... | 0-0 |
| Shooting Less Free Throws Than Opponent..... | 0-0 |
| Free Throws are Tied..... | 0-0 |
| SEMO's Starters Outscore Opponent's Starters..... | 0-0 |
| Opponent's Starters Outscore SEMO's Starters..... | 0-1 |
| Starter Scoring is Tied..... | 0-0 |
| Bench Outscores Opponent..... | 0-1 |
| Opponent Bench Outscores SEMO..... | 0-0 |
| Bench Scoring is Tied..... | 0-0 |
| Bench Contributes Double Figures in Points..... | 0-1 |
| No Redhawk Players Score Double Figures..... | 0-0 |
| Two Redhawk Players Score Double Figures..... | 0-1 |
| 3+ Redhawk Players Score Double Figures..... | 0-0 |
| Outrebounding an Opponent..... | 0-0 |
| Opponent Outrebounds SEMO..... | 0-1 |
| Rebounds are Tied..... | 0-0 |
| Getting 10+ Assists..... | 0-1 |
| Getting 10+ Steals..... | 0-1 |
| Getting 5+ Blocks..... | 0-0 |
| Forcing more Turnovers than Opponent..... | 0-0 |
| Committing more Turnovers than Opponent..... | 0-0 |
| Turnovers are Tied..... | 0-1 |



2023-24 SOUTHEAST MISSOURI BASKETBALL NOTES

PLAYER PROFILES



ASA BARNES

12

// Guard // 6-2 // 165 // Freshman
// Wichita, Kan. // Wichita Southeast H.S.

2023-24: Did not see action in season-opener at Grand Canyon (11/6).

Barnes' Game-by-Game Statistics

| 2023-24 | FG | 3P | FT | O/D | REB | E | PTS | A | TO | B | S | M |
|---------------------|-----|----|----|-----|-----|---|-----|---|----|---|---|---|
| at Grand Canyon | DNP | - | - | - | - | - | - | - | - | - | - | - |
| at Butler | | | | | | | | | | | | |
| Evansville | | | | | | | | | | | | |
| Central Arkansas | | | | | | | | | | | | |
| vs. Evansville | | | | | | | | | | | | |
| at Chattanooga | | | | | | | | | | | | |
| at Kansas City | | | | | | | | | | | | |
| Missouri Baptist | | | | | | | | | | | | |
| Harris-Stowe | | | | | | | | | | | | |
| Purdue Fort Wayne | | | | | | | | | | | | |
| Lindsey Wilson | | | | | | | | | | | | |
| at Illinois State | | | | | | | | | | | | |
| Southern Indiana | | | | | | | | | | | | |
| Morehead State | | | | | | | | | | | | |
| at Western Illinois | | | | | | | | | | | | |
| Bethel (Tenn.) | | | | | | | | | | | | |
| Lindenwood | | | | | | | | | | | | |
| at Tennessee Tech | | | | | | | | | | | | |
| SIU Edwardsville | | | | | | | | | | | | |
| at UT Martin | | | | | | | | | | | | |
| at Little Rock | | | | | | | | | | | | |
| at Lindenwood | | | | | | | | | | | | |
| Western Illinois | | | | | | | | | | | | |
| Tennessee Tech | | | | | | | | | | | | |
| Tennessee State | | | | | | | | | | | | |
| at Eastern Illinois | | | | | | | | | | | | |
| at SIU Edwardsville | | | | | | | | | | | | |
| Little Rock | | | | | | | | | | | | |
| UT Martin | | | | | | | | | | | | |
| at Morehead State | | | | | | | | | | | | |
| at Southern Indiana | | | | | | | | | | | | |
| Totals | | | | | | | | | | | | |

• - Game Started

2023-24 Season/Career-Highs

| | |
|----------------------------|---|
| Points | - |
| Total Rebounds | - |
| Offensive | - |
| Defensive | - |
| FG Made | - |
| FG Attempted | - |
| 3-Point FG Made | - |
| 3-Point FG Attempted | - |
| FT Made | - |
| FT Attempted | - |
| Assists | - |
| Blocks | - |
| Steals | - |
| Minutes | - |

Barnes' Career Statistics at Southeast Missouri

| Overall | | | | | | | | | | | | | | | | | | | | | |
|-----------------------------------|------|-----|-----|--------|-----|----------|-----|--------|-----|-----|-----|-----|-----|----|----|---|----|-----|-----|-----|-----|
| Season | G-GS | Min | Avg | FG-FGA | Pct | 3FG-3FGA | Pct | FT-FTA | Pct | Off | Def | Tot | Avg | PE | FO | A | TO | Blk | Stl | Pts | Avg |
| 2023-24 | | | | | | | | | | | | | | | | | | | | | |
| Ohio Valley Conference Games Only | | | | | | | | | | | | | | | | | | | | | |
| Season | G-GS | Min | Avg | FG-FGA | Pct | 3FG-3FGA | Pct | FT-FTA | Pct | Off | Def | Tot | Avg | PE | FO | A | TO | Blk | Stl | Pts | Avg |
| 2023-24 | | | | | | | | | | | | | | | | | | | | | |



MARQUEAS BELL

55

// Guard // 6-3 // 165 // Freshman
// Kansas City, Mo. // Park Hill H.S.

2023-24: Saw action in his first career NCAA Division I game at Grand Canyon (11/6)...Made one 3-pointer in three minutes off the bench.

Bell's Game-by-Game Statistics

| 2023-24 | FG | 3P | FT | O/D | REB | F | PTS | A | TO | B | S | M |
|---------------------|-----|-----|-----|-----|-----|---|-----|---|----|---|---|---|
| at Grand Canyon | 1-2 | 1-1 | 0-0 | 0/0 | 0 | 0 | 3 | 0 | 0 | 0 | 0 | 3 |
| at Butler | | | | | | | | | | | | |
| Evansville | | | | | | | | | | | | |
| Central Arkansas | | | | | | | | | | | | |
| vs. Evansville | | | | | | | | | | | | |
| at Chattanooga | | | | | | | | | | | | |
| at Kansas City | | | | | | | | | | | | |
| Missouri Baptist | | | | | | | | | | | | |
| Harris-Stowe | | | | | | | | | | | | |
| Purdue Fort Wayne | | | | | | | | | | | | |
| Lindsey Wilson | | | | | | | | | | | | |
| at Illinois State | | | | | | | | | | | | |
| Southern Indiana | | | | | | | | | | | | |
| Morehead State | | | | | | | | | | | | |
| at Western Illinois | | | | | | | | | | | | |
| Bethel (Tenn.) | | | | | | | | | | | | |
| Lindenwood | | | | | | | | | | | | |
| at Tennessee Tech | | | | | | | | | | | | |
| SIU Edwardsville | | | | | | | | | | | | |
| at UT Martin | | | | | | | | | | | | |
| at Little Rock | | | | | | | | | | | | |
| at Lindenwood | | | | | | | | | | | | |
| Western Illinois | | | | | | | | | | | | |
| Tennessee Tech | | | | | | | | | | | | |
| Tennessee State | | | | | | | | | | | | |
| at Eastern Illinois | | | | | | | | | | | | |
| at SIU Edwardsville | | | | | | | | | | | | |
| Little Rock | | | | | | | | | | | | |
| UT Martin | | | | | | | | | | | | |
| at Morehead State | | | | | | | | | | | | |
| at Southern Indiana | | | | | | | | | | | | |
| Totals | 1-2 | 1-1 | 0-0 | 0/0 | 0 | 0 | 3 | 0 | 0 | 0 | 0 | 3 |

• - Game Started

2023-24 Season/Career-Highs

| | | |
|----------------------------|---|---------------------------|
| Points | 3 | at Grand Canyon (11/6/23) |
| Total Rebounds | - | - |
| Offensive | - | - |
| Defensive | - | - |
| FG Made | 1 | at Grand Canyon (11/6/23) |
| FG Attempted | 2 | at Grand Canyon (11/6/23) |
| 3-Point FG Made | 1 | at Grand Canyon (11/6/23) |
| 3-Point FG Attempted | 1 | at Grand Canyon (11/6/23) |
| FT Made | - | - |
| FT Attempted | - | - |
| Assists | - | - |
| Blocks | - | - |
| Steals | - | - |
| Minutes | 3 | at Grand Canyon (11/6/23) |


Bell's Career Statistics at Southeast Missouri

| Overall | | | | | | | | | | | | | | | | | | | | | |
|-----------------------------------|------|-----|-----|--------|------|----------|-------|--------|------|-----|-----|-----|-----|----|----|---|----|-----|-----|-----|-----|
| Season | G-GS | Min | Avg | FG-FGA | Pct | 3FG-3FGA | Pct | FT-FTA | Pct | Off | Def | Tot | Avg | PF | FO | A | TO | Blk | Stl | Pts | Avg |
| 2023-24 | 1-0 | 3 | 3.0 | 1-2 | .500 | 1-1 | 1.000 | 0-0 | .000 | 0 | 0 | 0 | 0.0 | 0 | 0 | 0 | 0 | 0 | 0 | 3 | 3.0 |
| Ohio Valley Conference Games Only | | | | | | | | | | | | | | | | | | | | | |
| Season | G-GS | Min | Avg | FG-FGA | Pct | 3FG-3FGA | Pct | FT-FTA | Pct | Off | Def | Tot | Avg | PF | FO | A | TO | Blk | Stl | Pts | Avg |
| 2023-24 | | | | | | | | | | | | | | | | | | | | | |



2023-24 SOUTHEAST MISSOURI BASKETBALL NOTES

PLAYER PROFILES



5

TJ BIEL

// Guard // 6-7 // 205 // Junior

// Calgary, Alberta, Canada // Edge School // Triton College

2023-24: Made his first career Southeast Missouri start at Grand Canyon (11/6)...Finished with eight points and four rebounds in 23 minutes...Drained one 3-pointer and went 1-of-2 at the free throw line in his NCAA Division I debut.

Biel's Game-by-Game Statistics

| 2023-24 | FG | 3P | FT | O/D | REB | E | PTS | A | TO | B | S | M |
|---------------------|-----|-----|-----|-----|-----|---|-----|---|----|---|---|----|
| at Grand Canyon* | 3-7 | 1-4 | 1-2 | 1/3 | 4 | 0 | 8 | 1 | 0 | 0 | 0 | 24 |
| at Butler | | | | | | | | | | | | |
| Evansville | | | | | | | | | | | | |
| Central Arkansas | | | | | | | | | | | | |
| vs. Evansville | | | | | | | | | | | | |
| at Chattanooga | | | | | | | | | | | | |
| at Kansas City | | | | | | | | | | | | |
| Missouri Baptist | | | | | | | | | | | | |
| Harris-Stowe | | | | | | | | | | | | |
| Purdue Fort Wayne | | | | | | | | | | | | |
| Lindsey Wilson | | | | | | | | | | | | |
| at Illinois State | | | | | | | | | | | | |
| Southern Indiana | | | | | | | | | | | | |
| Morehead State | | | | | | | | | | | | |
| at Western Illinois | | | | | | | | | | | | |
| Bethel (Tenn.) | | | | | | | | | | | | |
| Lindenwood | | | | | | | | | | | | |
| at Tennessee Tech | | | | | | | | | | | | |
| SIU Edwardsville | | | | | | | | | | | | |
| at UT Martin | | | | | | | | | | | | |
| at Little Rock | | | | | | | | | | | | |
| at Lindenwood | | | | | | | | | | | | |
| Western Illinois | | | | | | | | | | | | |
| Tennessee Tech | | | | | | | | | | | | |
| Tennessee State | | | | | | | | | | | | |
| at Eastern Illinois | | | | | | | | | | | | |
| at SIU Edwardsville | | | | | | | | | | | | |
| Little Rock | | | | | | | | | | | | |
| UT Martin | | | | | | | | | | | | |
| at Morehead State | | | | | | | | | | | | |
| at Southern Indiana | | | | | | | | | | | | |
| Totals | 3-7 | 1-4 | 1-2 | 1/3 | 4 | 0 | 8 | 1 | 0 | 0 | 0 | 24 |

• - Game Started

2023-24 Season/Career-Highs

| | | |
|----------------------------|----|---------------------------|
| Points | 8 | at Grand Canyon (11/6/23) |
| Total Rebounds | 4 | at Grand Canyon (11/6/23) |
| Offensive | 1 | at Grand Canyon (11/6/23) |
| Defensive | 3 | at Grand Canyon (11/6/23) |
| FG Made | 3 | at Grand Canyon (11/6/23) |
| FG Attempted | 7 | at Grand Canyon (11/6/23) |
| 3-Point FG Made | 1 | at Grand Canyon (11/6/23) |
| 3-Point FG Attempted | 4 | at Grand Canyon (11/6/23) |
| FT Made | 1 | at Grand Canyon (11/6/23) |
| FT Attempted | 2 | at Grand Canyon (11/6/23) |
| Assists | 1 | at Grand Canyon (11/6/23) |
| Blocks | - | - |
| Steals | - | - |
| Minutes | 24 | at Grand Canyon (11/6/23) |

Biel's Career Statistics at Southeast Missouri

| Overall | | | | | | | | | | | | | | | | | | | |
|-----------------------------------|------|-----|------|--------|------|----------|------|--------|------|-----|-----|-----|-----|----|----|---|----|-----|-----|
| Season | G-GS | Min | Avg | FG-FGA | Pct | 3FG-3FGA | Pct | FT-FTA | Pct | Off | Def | Tot | Avg | PF | FO | A | TO | Blk | Stl |
| 2023-24 | 1-1 | 24 | 24.0 | 3-7 | .429 | 1-4 | .250 | 1-2 | .500 | 1 | 3 | 4 | 4.0 | 0 | 0 | 1 | 0 | 0 | 8 |
| Ohio Valley Conference Games Only | | | | | | | | | | | | | | | | | | | |
| Season | G-GS | Min | Avg | FG-FGA | Pct | 3FG-3FGA | Pct | FT-FTA | Pct | Off | Def | Tot | Avg | PF | FO | A | TO | Blk | Stl |
| 2023-24 | | | | | | | | | | | | | | | | | | | |



DYLAN BRANSON

33

// Guard // 6-5 // 220 // Junior
// St. Louis, Mo. // Mehlville H.S.

2023-24: Currently out with a foot injury and his return is undetermined at this time.

Branson's Game-by-Game Statistics

| 2023-24 | FG | 3P | FT | O/D | REB | E | PTS | A | TO | B | S | M |
|---------------------|-----|----|----|-----|-----|---|-----|---|----|---|---|---|
| at Grand Canyon | DNP | - | - | - | - | - | - | - | - | - | - | - |
| at Butler | | | | | | | | | | | | |
| Evansville | | | | | | | | | | | | |
| Central Arkansas | | | | | | | | | | | | |
| vs. Evansville | | | | | | | | | | | | |
| at Chattanooga | | | | | | | | | | | | |
| at Kansas City | | | | | | | | | | | | |
| Missouri Baptist | | | | | | | | | | | | |
| Harris-Stowe | | | | | | | | | | | | |
| Purdue Fort Wayne | | | | | | | | | | | | |
| Lindsey Wilson | | | | | | | | | | | | |
| at Illinois State | | | | | | | | | | | | |
| Southern Indiana | | | | | | | | | | | | |
| Morehead State | | | | | | | | | | | | |
| at Western Illinois | | | | | | | | | | | | |
| Bethel (Tenn.) | | | | | | | | | | | | |
| Lindenwood | | | | | | | | | | | | |
| at Tennessee Tech | | | | | | | | | | | | |
| SIU Edwardsville | | | | | | | | | | | | |
| at UT Martin | | | | | | | | | | | | |
| at Little Rock | | | | | | | | | | | | |
| at Lindenwood | | | | | | | | | | | | |
| Western Illinois | | | | | | | | | | | | |
| Tennessee Tech | | | | | | | | | | | | |
| Tennessee State | | | | | | | | | | | | |
| at Eastern Illinois | | | | | | | | | | | | |
| at SIU Edwardsville | | | | | | | | | | | | |
| Little Rock | | | | | | | | | | | | |
| UT Martin | | | | | | | | | | | | |
| at Morehead State | | | | | | | | | | | | |
| at Southern Indiana | | | | | | | | | | | | |
| Totals | | | | | | | | | | | | |

• - Game Started

2023-24 Season-Highs

| | |
|----------------------------|---|
| Points | - |
| Total Rebounds | - |
| Offensive | - |
| Defensive | - |
| FG Made | - |
| FG Attempted | - |
| 3-Point FG Made | - |
| 3-Point FG Attempted | - |
| FT Made | - |
| FT Attempted | - |
| Assists | - |
| Blocks | - |
| Steals | - |
| Minutes | - |

Career-Highs

| | | |
|----------------------------|----|---|
| Points | 19 | at Little Rock (1/7/23) |
| Total Rebounds | 12 | vs. Tennessee Tech (1/21/23) |
| Offensive | 6 | 2x, last vs. Tennessee Tech (1/23/23) |
| Defensive | 8 | vs. UC Davis (11/27/22) |
| FG Made | 7 | at Little Rock (1/7/23) |
| FG Attempted | 12 | at Little Rock (1/7/23) |
| 3-Point FG Made | 4 | vs. Eastern Illinois (2/16/23) |
| 3-Point FG Attempted | 6 | vs. Eastern Illinois (2/16/23) |
| FT Made | 6 | vs. Southern Indiana (2/18/23) |
| FT Attempted | 8 | vs. Southern Indiana (2/18/23) |
| Assists | 6 | vs. Austin Peay (1/1/22) |
| Blocks | 1 | 17x, last at Eastern Illinois (1/28/23) |
| Steals | 4 | vs. Southern Indiana (2/18/23) |
| Minutes | 39 | at Lindenwood (2/23/23) |

Branson's Career Statistics at Southeast Missouri

| Season | G-GS | Min | Avg | FG-FGA | Pct | 3FG-3FGA | Pct | FT-FTA | Pct | Off | Def | Tot | Avg | PF | FO | A | TO | Blk | Stl | Pts | Avg |
|-----------------------------------|-------|------|------|---------|------|----------|------|--------|-------|-----|-----|-----|-----|-----|----|-----|-----|-----|-----|-----|-----|
| | | | | | | | | | | | | | | | | | | | | | |
| 2020-21 | 27-2 | 426 | 15.8 | 27-52 | .519 | 14-27 | .519 | 14-15 | .933 | 20 | 45 | 65 | 2.4 | 54 | 2 | 34 | 40 | 4 | 8 | 82 | 3.0 |
| 2021-22 | 32-25 | 566 | 17.7 | 29-79 | .367 | 10-41 | .244 | 20-31 | .645 | 20 | 70 | 90 | 2.8 | 76 | 2 | 50 | 46 | 7 | 16 | 88 | 2.8 |
| 2022-23 | 32-27 | 783 | 24.5 | 76-167 | .455 | 26-76 | .342 | 41-58 | .707 | 32 | 116 | 148 | 4.6 | 105 | 10 | 60 | 50 | 6 | 30 | 219 | 6.8 |
| 2023-24 | | | | | | | | | | | | | | | | | | | | | |
| Totals | 91-54 | 1775 | 19.5 | 132-298 | .443 | 50-144 | .347 | 75-104 | .721 | 72 | 231 | 303 | 3.3 | 235 | 14 | 144 | 136 | 17 | 54 | 389 | 4.3 |
| Ohio Valley Conference Games Only | | | | | | | | | | | | | | | | | | | | | |
| Season | G-GS | Min | Avg | FG-FGA | Pct | 3FG-3FGA | Pct | FT-FTA | Pct | Off | Def | Tot | Avg | PF | FO | A | TO | Blk | Stl | Pts | Avg |
| 2020-21 | 20-2 | 346 | 17.3 | 21-43 | .488 | 10-21 | .476 | 11-11 | 1.000 | 18 | 38 | 56 | 2.8 | 41 | 2 | 26 | 31 | 4 | 7 | 63 | 3.2 |
| 2021-22 | 17-17 | 294 | 17.3 | 15-43 | .349 | 5-23 | .217 | 20-28 | .714 | 14 | 33 | 47 | 2.8 | 46 | 1 | 32 | 26 | 4 | 10 | 55 | 3.2 |
| 2022-23 | 18-17 | 475 | 26.4 | 52-101 | .515 | 17-44 | .386 | 29-41 | .707 | 21 | 70 | 91 | 5.1 | 66 | 7 | 36 | 28 | 3 | 22 | 150 | 8.3 |
| 2023-24 | | | | | | | | | | | | | | | | | | | | | |
| Totals | 55-36 | 1115 | 20.3 | 88-187 | .471 | 32-88 | .364 | 60-80 | .750 | 53 | 141 | 194 | 3.5 | 153 | 10 | 94 | 85 | 11 | 39 | 268 | 4.9 |

OVC TOURNAMENT CHAMPIONS | 1999-2000 • 2022-2023

NCAA TOURNAMENT | 1999-2000 • 2022-2023



2023-24 SOUTHEAST MISSOURI BASKETBALL NOTES

PLAYER PROFILES



KOBE CLARK

24

// Forward // 6-6 // 180 // Junior
// St. Louis, Mo. // Vashon H.S. // Georgetown

2023-24: Returned after missing the last 17 games of the 2022-23 season with a knee injury...Scored seven points and led Southeast Missouri with eight rebounds off the bench at Grand Canyon (11/6)... Played 20 minutes against the Lopes.

Clark's Game-by-Game Statistics

| 2023-24 | FG | 3P | FT | O/D | REB | E | PTS | A | TO | B | S | M |
|---------------------|-----|-----|-----|-----|-----|---|-----|---|----|---|---|----|
| at Grand Canyon | 2-4 | 1-2 | 2-5 | 4/4 | 8 | 0 | 7 | 0 | 2 | 0 | 1 | 20 |
| at Butler | | | | | | | | | | | | |
| Evansville | | | | | | | | | | | | |
| Central Arkansas | | | | | | | | | | | | |
| vs. Evansville | | | | | | | | | | | | |
| at Chattanooga | | | | | | | | | | | | |
| at Kansas City | | | | | | | | | | | | |
| Missouri Baptist | | | | | | | | | | | | |
| Harris-Stowe | | | | | | | | | | | | |
| Purdue Fort Wayne | | | | | | | | | | | | |
| Lindsey Wilson | | | | | | | | | | | | |
| at Illinois State | | | | | | | | | | | | |
| Southern Indiana | | | | | | | | | | | | |
| Morehead State | | | | | | | | | | | | |
| at Western Illinois | | | | | | | | | | | | |
| Bethel (Tenn.) | | | | | | | | | | | | |
| Lindenwood | | | | | | | | | | | | |
| at Tennessee Tech | | | | | | | | | | | | |
| SIU Edwardsville | | | | | | | | | | | | |
| at UT Martin | | | | | | | | | | | | |
| at Little Rock | | | | | | | | | | | | |
| at Lindenwood | | | | | | | | | | | | |
| Western Illinois | | | | | | | | | | | | |
| Tennessee Tech | | | | | | | | | | | | |
| Tennessee State | | | | | | | | | | | | |
| at Eastern Illinois | | | | | | | | | | | | |
| at SIU Edwardsville | | | | | | | | | | | | |
| Little Rock | | | | | | | | | | | | |
| UT Martin | | | | | | | | | | | | |
| at Morehead State | | | | | | | | | | | | |
| at Southern Indiana | | | | | | | | | | | | |
| Totals | 2-4 | 1-2 | 2-5 | 4/4 | 8 | 0 | 7 | 0 | 2 | 0 | 1 | 20 |

• - Game Started

2023-24 Season-Highs

| | | |
|----------------------------|----|---------------------------|
| Points | 7 | at Grand Canyon (11/6/23) |
| Total Rebounds | 8 | at Grand Canyon (11/6/23) |
| Offensive | 4 | at Grand Canyon (11/6/23) |
| Defensive | 4 | at Grand Canyon (11/6/23) |
| FG Made | 2 | at Grand Canyon (11/6/23) |
| FG Attempted | 4 | at Grand Canyon (11/6/23) |
| 3-Point FG Made | 1 | at Grand Canyon (11/6/23) |
| 3-Point FG Attempted | 2 | at Grand Canyon (11/6/23) |
| FT Made | 2 | at Grand Canyon (11/6/23) |
| FT Attempted | 5 | at Grand Canyon (11/6/23) |
| Assists | - | - |
| Blocks | - | - |
| Steals | 1 | at Grand Canyon (11/6/23) |
| Minutes | 20 | at Grand Canyon (11/6/23) |

Career-Highs

| | | |
|----------------------------|----|---|
| Points | 13 | at Evansville (11/16/22) |
| Total Rebounds | 16 | 2x, last at Arkansas State (12/14/22) |
| Offensive | 6 | 2x, last vs. William Woods (11/22/22) |
| Defensive | 14 | at Arkansas State (12/14/22) |
| FG Made | 5 | at Iowa (12/17/22) |
| FG Attempted | 12 | 2x, last at Southern Indiana (12/29/22) |
| 3-Point FG Made | 2 | 3x, last at Missouri (12/4/22) |
| 3-Point FG Attempted | 4 | 5x, last vs. UT Martin (1/19/23) |
| FT Made | 4 | at Evansville (11/16/22) |
| FT Attempted | 6 | at Arkansas State (12/14/22) |
| Assists | 8 | at Milwaukee (11/28/22) |
| Blocks | 5 | vs. Boston (11/26/22) |
| Steals | 5 | at Milwaukee (11/28/22) |
| Minutes | 38 | 2x, last at Arkansas State (12/14/22) |

Clark's Career Statistics at Southeast Missouri

Overall

| Season | G-GS | Min | Avg | FG-FGA | Pct | 3FG-3FGA | Pct | FT-FTA | Pct | Off | Def | Tot | Avg | PE | FO | A | TO | Blk | Stl | Pts | Avg |
|---------|-------|-----|------|--------|------|----------|------|--------|------|-----|-----|-----|-----|----|----|----|----|-----|-----|-----|-----|
| 2022-23 | 19-15 | 571 | 30.1 | 49-132 | .371 | 12-48 | .250 | 16-27 | .593 | 47 | 118 | 165 | 8.7 | 61 | 1 | 50 | 36 | 23 | 28 | 126 | 6.6 |
| 2023-24 | 1-0 | 20 | 20.0 | 2-4 | .500 | 1-2 | .500 | 2-5 | .400 | 4 | 4 | 8 | 8.0 | 0 | 0 | 0 | 2 | 0 | 1 | 7 | 7.0 |
| Totals | 20-15 | 591 | 29.6 | 51-136 | .375 | 13-50 | .260 | 18-32 | .563 | 51 | 122 | 173 | 8.7 | 61 | 1 | 50 | 38 | 23 | 29 | 133 | 6.7 |

Ohio Valley Conference Games Only

| Season | G-GS | Min | Avg | FG-FGA | Pct | 3FG-3FGA | Pct | FT-FTA | Pct | Off | Def | Tot | Avg | PE | FO | A | TO | Blk | Stl | Pts | Avg |
|---------|------|-----|------|--------|------|----------|------|--------|------|-----|-----|-----|-----|----|----|----|----|-----|-----|-----|-----|
| 2022-23 | 6-3 | 150 | 25.0 | 11-34 | .324 | 2-13 | .154 | 4-10 | .400 | 13 | 32 | 45 | 7.5 | 20 | 1 | 10 | 14 | 6 | 6 | 28 | 4.7 |
| 2023-24 | | | | | | | | | | | | | | | | | | | | | |
| Totals | | | | | | | | | | | | | | | | | | | | | |



JOSH EARLEY

21

// Forward // 6-7 // 242 // Senior

// Shawnee Mission, Kan. // Bishop Miege H.S. // Tulsa

2023-24: Scored double figures in his first career Southeast Missouri start at Grand Canyon (11/6)...Shot 5-of-6 from the field and finished with 10 points against the Lopes...Also logged 17 minutes and added a career-high four steals.

Earley's Game-by-Game Statistics

| 2023-24 | FG | 3P | FT | O/D | REB | E | PTS | A | TO | B | S | M |
|---------------------|-----|-----|-----|-----|-----|---|-----|---|----|---|---|----|
| at Grand Canyon* | 5-6 | 0-0 | 0-0 | 0/1 | 1 | 3 | 10 | 0 | 2 | 0 | 4 | 17 |
| at Butler | | | | | | | | | | | | |
| Evansville | | | | | | | | | | | | |
| Central Arkansas | | | | | | | | | | | | |
| vs. Evansville | | | | | | | | | | | | |
| at Chattanooga | | | | | | | | | | | | |
| at Kansas City | | | | | | | | | | | | |
| Missouri Baptist | | | | | | | | | | | | |
| Harris-Stowe | | | | | | | | | | | | |
| Purdue Fort Wayne | | | | | | | | | | | | |
| Lindsey Wilson | | | | | | | | | | | | |
| at Illinois State | | | | | | | | | | | | |
| Southern Indiana | | | | | | | | | | | | |
| Morehead State | | | | | | | | | | | | |
| at Western Illinois | | | | | | | | | | | | |
| Bethel (Tenn.) | | | | | | | | | | | | |
| Lindenwood | | | | | | | | | | | | |
| at Tennessee Tech | | | | | | | | | | | | |
| SIU Edwardsville | | | | | | | | | | | | |
| at UT Martin | | | | | | | | | | | | |
| at Little Rock | | | | | | | | | | | | |
| at Lindenwood | | | | | | | | | | | | |
| Western Illinois | | | | | | | | | | | | |
| Tennessee Tech | | | | | | | | | | | | |
| Tennessee State | | | | | | | | | | | | |
| at Eastern Illinois | | | | | | | | | | | | |
| at SIU Edwardsville | | | | | | | | | | | | |
| Little Rock | | | | | | | | | | | | |
| UT Martin | | | | | | | | | | | | |
| at Morehead State | | | | | | | | | | | | |
| at Southern Indiana | | | | | | | | | | | | |
| Totals | 5-6 | 0-0 | 0-0 | 0/1 | 1 | 3 | 10 | 0 | 2 | 0 | 4 | 17 |

• - Game Started

2023-24 Season-Highs

| | | |
|---------------------------|----|---------------------------|
| Points..... | 10 | at Grand Canyon (11/6/23) |
| Total Rebounds..... | 1 | at Grand Canyon (11/6/23) |
| Offensive..... | - | - |
| Defensive..... | 1 | at Grand Canyon (11/6/23) |
| FG Made..... | 5 | at Grand Canyon (11/6/23) |
| FG Attempted..... | 6 | at Grand Canyon (11/6/23) |
| 3-Point FG Made..... | - | - |
| 3-Point FG Attempted..... | - | - |
| FT Made..... | - | - |
| FT Attempted..... | - | - |
| Assists..... | - | - |
| Blocks..... | - | - |
| Steals..... | 4 | at Grand Canyon (11/6/23) |
| Minutes..... | 17 | at Grand Canyon (11/6/23) |

Career-Highs

| | | |
|---------------------------|----|--------------------------------------|
| Points..... | 15 | 2x, last vs. Little Rock (2/2/23) |
| Total Rebounds..... | 13 | vs. Morehead State (3/3/23) |
| Offensive..... | 5 | vs. Lyon College (11/12/22) |
| Defensive..... | 12 | vs. Morehead State (3/3/23) |
| FG Made..... | 7 | at Missouri (12/4/22) |
| FG Attempted..... | 12 | at Evansville (11/16/22) |
| 3-Point FG Made..... | - | - |
| 3-Point FG Attempted..... | - | - |
| FT Made..... | 5 | 2x, last vs. Little Rock (2/2/23) |
| FT Attempted..... | 11 | vs. Little Rock (2/2/23) |
| Assists..... | 1 | 2x, last vs. Morehead State (3/3/23) |
| Blocks..... | 2 | 2x, last vs. Morehead State (3/3/23) |
| Steals..... | 4 | at Grand Canyon (11/6/23) |
| Minutes..... | 26 | vs. Little Rock (2/2/23) |

Earley's Career Statistics at Southeast Missouri

| Overall | | | | | | | | | | | | | | | | | | | |
|-----------------------------------|------|-----|------|---------|------|----------|------|--------|------|-----|-----|-----|-----|----|----|---|----|-----|-----|
| Season | G-GS | Min | Avg | FG-FGA | Pct | 3FG-3FGA | Pct | FT-FTA | Pct | Off | Def | Tot | Avg | PE | EQ | A | TO | Blk | Stl |
| 2022-23 | 31-0 | 545 | 17.6 | 104-176 | .591 | 0-0 | .000 | 31-61 | .508 | 43 | 116 | 159 | 5.1 | 49 | 0 | 2 | 30 | 7 | 5 |
| 2023-24 | 1-1 | 17 | 17.0 | 5-6 | .833 | 0-0 | .000 | 0-0 | .000 | 0 | 1 | 1 | 1.0 | 3 | 0 | 0 | 2 | 0 | 4 |
| Totals | 32-1 | 562 | 17.6 | 109-182 | .599 | 0-0 | .000 | 31-61 | .508 | 43 | 117 | 160 | 5.0 | 52 | 0 | 2 | 32 | 7 | 9 |
| Ohio Valley Conference Games Only | | | | | | | | | | | | | | | | | | | |
| Season | G-GS | Min | Avg | FG-FGA | Pct | 3FG-3FGA | Pct | FT-FTA | Pct | Off | Def | Tot | Avg | PE | EQ | A | TO | Blk | Stl |
| 2022-23 | 17-0 | 269 | 15.8 | 51-87 | .586 | 0-0 | .000 | 13-29 | .448 | 22 | 51 | 73 | 4.3 | 24 | 0 | 0 | 18 | 3 | 2 |
| 2023-24 | | | | | | | | | | | | | | | | | | | |
| Totals | | | | | | | | | | | | | | | | | | | |



2023-24 SOUTHEAST MISSOURI BASKETBALL NOTES

PLAYER PROFILES



GAVYN ELKAMIL

22

// Guard // 6-5 // 190 // Sophomore

// Pittsburg, Kan. // Link Prep Academy // Tulsa

2023-24: Made his Southeast Missouri debut when he came off the bench to score six points on two 3-pointers at Grand Canyon (11/6)...Had two rebounds and one steal, as well.

Elkamil's Game-by-Game Statistics

| 2023-24 | FG | 3P | FT | Q/D | REB | E | PTS | A | TO | B | S | M |
|---------------------|-----|-----|-----|-----|-----|---|-----|---|----|---|---|----|
| at Grand Canyon | 2-6 | 2-2 | 0-0 | 2/0 | 2 | 0 | 6 | 1 | 0 | 0 | 1 | 11 |
| at Butler | | | | | | | | | | | | |
| Evansville | | | | | | | | | | | | |
| Central Arkansas | | | | | | | | | | | | |
| vs. Evansville | | | | | | | | | | | | |
| at Chattanooga | | | | | | | | | | | | |
| at Kansas City | | | | | | | | | | | | |
| Missouri Baptist | | | | | | | | | | | | |
| Harris-Stowe | | | | | | | | | | | | |
| Purdue Fort Wayne | | | | | | | | | | | | |
| Lindsey Wilson | | | | | | | | | | | | |
| at Illinois State | | | | | | | | | | | | |
| Southern Indiana | | | | | | | | | | | | |
| Morehead State | | | | | | | | | | | | |
| at Western Illinois | | | | | | | | | | | | |
| Bethel (Tenn.) | | | | | | | | | | | | |
| Lindenwood | | | | | | | | | | | | |
| at Tennessee Tech | | | | | | | | | | | | |
| SIU Edwardsville | | | | | | | | | | | | |
| at UT Martin | | | | | | | | | | | | |
| at Little Rock | | | | | | | | | | | | |
| at Lindenwood | | | | | | | | | | | | |
| Western Illinois | | | | | | | | | | | | |
| Tennessee Tech | | | | | | | | | | | | |
| Tennessee State | | | | | | | | | | | | |
| at Eastern Illinois | | | | | | | | | | | | |
| at SIU Edwardsville | | | | | | | | | | | | |
| Little Rock | | | | | | | | | | | | |
| UT Martin | | | | | | | | | | | | |
| at Morehead State | | | | | | | | | | | | |
| at Southern Indiana | | | | | | | | | | | | |
| Totals | 2-6 | 2-2 | 0-0 | 2/0 | 2 | 0 | 6 | 1 | 0 | 0 | 1 | 11 |

• - Game Started

2023-24 Season/Career-Highs

| | | |
|---------------------------|---|---------------------------|
| Points..... | 6 | at Grand Canyon (11/6/23) |
| Total Rebounds..... | 2 | at Grand Canyon (11/6/23) |
| Offensive..... | 2 | at Grand Canyon (11/6/23) |
| Defensive..... | - | - |
| FG Made..... | 2 | at Grand Canyon (11/6/23) |
| FG Attempted..... | 6 | at Grand Canyon (11/6/23) |
| 3-Point FG Made..... | 2 | at Grand Canyon (11/6/23) |
| 3-Point FG Attempted..... | 2 | at Grand Canyon (11/6/23) |
| FT Made..... | - | - |
| FT Attempted..... | - | - |
| Assists..... | 1 | at Grand Canyon (11/6/23) |
| Blocks..... | - | - |
| Steals..... | 1 | at Grand Canyon (11/6/23) |
| Minutes..... | 6 | at Grand Canyon (11/6/23) |

Elkamil's Career Statistics at Southeast Missouri

| Overall | | | | | | | | | | | | | | | | | | | | | |
|-----------------------------------|------|-----|------|--------|------|----------|-------|--------|------|-----|-----|-----|-----|----|----|---|----|-----|-----|-----|-----|
| Season | G-GS | Min | Avg | FG-FGA | Pct | 3FG-3FGA | Pct | FT-FTA | Pct | Off | Def | Tot | Avg | PE | FO | A | TO | Blk | Stl | Pts | Avg |
| 2023-24 | 1-0 | 11 | 11.0 | 2-6 | .333 | 2-2 | 1.000 | 0-0 | .000 | 2 | 0 | 2 | 2.0 | 0 | 0 | 1 | 0 | 0 | 1 | 6 | 6.0 |
| Ohio Valley Conference Games Only | | | | | | | | | | | | | | | | | | | | | |
| Season | G-GS | Min | Avg | FG-FGA | Pct | 3FG-3FGA | Pct | FT-FTA | Pct | Off | Def | Tot | Avg | PE | FO | A | TO | Blk | Stl | Pts | Avg |
| 2023-24 | | | | | | | | | | | | | | | | | | | | | |



EVAN EURSHER

// Guard // 6-2 // 177 // Sophomore
// Hendersonville, Tenn. // The Webb School

2023-24: Played 13 minutes off the bench in Southeast Missouri's season-opener at Grand Canyon (11/6)...Had one rebound to go along with one assist.

Eursher's Game-by-Game Statistics

| 2023-24 | FG | 3P | FT | O/D | REB | F | PTS | A | TO | B | S | M |
|---------------------|-----|-----|-----|-----|-----|---|-----|---|----|---|---|----|
| at Grand Canyon | 0-3 | 0-1 | 0-0 | 0/1 | 1 | 2 | 0 | 1 | 0 | 0 | 0 | 14 |
| at Butler | | | | | | | | | | | | |
| Evansville | | | | | | | | | | | | |
| Central Arkansas | | | | | | | | | | | | |
| vs. Evansville | | | | | | | | | | | | |
| at Chattanooga | | | | | | | | | | | | |
| at Kansas City | | | | | | | | | | | | |
| Missouri Baptist | | | | | | | | | | | | |
| Harris-Stowe | | | | | | | | | | | | |
| Purdue Fort Wayne | | | | | | | | | | | | |
| Lindsey Wilson | | | | | | | | | | | | |
| at Illinois State | | | | | | | | | | | | |
| Southern Indiana | | | | | | | | | | | | |
| Morehead State | | | | | | | | | | | | |
| at Western Illinois | | | | | | | | | | | | |
| Bethel (Tenn.) | | | | | | | | | | | | |
| Lindenwood | | | | | | | | | | | | |
| at Tennessee Tech | | | | | | | | | | | | |
| SIU Edwardsville | | | | | | | | | | | | |
| at UT Martin | | | | | | | | | | | | |
| at Little Rock | | | | | | | | | | | | |
| at Lindenwood | | | | | | | | | | | | |
| Western Illinois | | | | | | | | | | | | |
| Tennessee Tech | | | | | | | | | | | | |
| Tennessee State | | | | | | | | | | | | |
| at Eastern Illinois | | | | | | | | | | | | |
| at SIU Edwardsville | | | | | | | | | | | | |
| Little Rock | | | | | | | | | | | | |
| UT Martin | | | | | | | | | | | | |
| at Morehead State | | | | | | | | | | | | |
| at Southern Indiana | | | | | | | | | | | | |
| Totals | 0-3 | 0-1 | 0-0 | 0/1 | 1 | 2 | 0 | 1 | 0 | 0 | 0 | 14 |

• - Game Started

2023-24 Season-Highs

| | | |
|----------------------------|----|---------------------------|
| Points | - | - |
| Total Rebounds | 1 | at Grand Canyon (11/6/23) |
| Offensive | - | - |
| Defensive | 1 | at Grand Canyon (11/6/23) |
| FG Made | - | - |
| FG Attempted | 3 | at Grand Canyon (11/6/23) |
| 3-Point FG Made | - | - |
| 3-Point FG Attempted | 1 | at Grand Canyon (11/6/23) |
| FT Made | - | - |
| FT Attempted | - | - |
| Assists | 1 | at Grand Canyon (11/6/23) |
| Blocks | - | - |
| Steals | - | - |
| Minutes | 14 | at Grand Canyon (11/6/23) |

Career-Highs

| | | |
|----------------------------|----|-------------------------------------|
| Points | 13 | vs. Lindenwood (3/1/23) |
| Total Rebounds | 4 | vs. Tennessee Tech (3/4/23) |
| Offensive | 1 | 5x, last vs. Texas A&M-CC (3/14/23) |
| Defensive | 3 | vs. Tennessee Tech (3/4/23) |
| FG Made | 5 | vs. Lindenwood (3/1/23) |
| FG Attempted | 7 | vs. Lyon College (11/12/22) |
| 3-Point FG Made | 3 | vs. Lindenwood (3/1/23) |
| 3-Point FG Attempted | 6 | vs. Lyon College (11/12/22) |
| FT Made | 3 | vs. Southern Indiana (2/18/23) |
| FT Attempted | 4 | vs. Southern Indiana (2/18/23) |
| Assists | 1 | 6x, last at Grand Canyon (11/6/23) |
| Blocks | 1 | vs. Southern Illinois (12/21/22) |
| Steals | 2 | 2x, last vs. UT Martin (1/19/23) |
| Minutes | 23 | at Tennessee State (2/9/23) |


Eursher's Career Statistics at Southeast Missouri

| Overall | | | | | | | | | | | | | | | | | |
|-----------------------------------|------|-----|------|--------|------|----------|------|--------|------|-----|-----|-----|-----|----|----|---|----|
| Season | G-GS | Min | Avg | FG-FGA | Pct | 3FG-3FGA | Pct | FT-FTA | Pct | Off | Def | Tot | Avg | PF | FO | A | TO |
| 2022-23 | 25-0 | 213 | 8.5 | 15-45 | .333 | 8-34 | .235 | 9-12 | .750 | 5 | 17 | 22 | 0.9 | 15 | 0 | 5 | 8 |
| 2023-24 | 1-0 | 14 | 14.0 | 0-3 | .000 | 0-1 | .000 | 0-0 | .000 | 0 | 1 | 1 | 1.0 | 2 | 0 | 1 | 0 |
| Totals | 26-0 | 227 | 8.7 | 15-48 | .313 | 8-35 | .229 | 9-12 | .750 | 5 | 18 | 23 | 0.9 | 17 | 0 | 6 | 8 |
| Ohio Valley Conference Games Only | | | | | | | | | | | | | | | | | |
| Season | G-GS | Min | Avg | FG-FGA | Pct | 3FG-3FGA | Pct | FT-FTA | Pct | Off | Def | Tot | Avg | PF | FO | A | TO |
| 2022-23 | 14-0 | 90 | 6.4 | 6-17 | .353 | 3-13 | .231 | 7-8 | .875 | 2 | 6 | 8 | 0.6 | 8 | 0 | 3 | 3 |
| 2023-24 | | | | | | | | | | | | | | | | | |
| Totals | | | | | | | | | | | | | | | | | |



2023-24 SOUTHEAST MISSOURI BASKETBALL NOTES

PLAYER PROFILES



MASON HANBACK

35

// Center // 7-0 // 245 // Sophomore
// Jackson, Tenn. // Tennessee Prep

2023-24: Did not see action in Southeast Missouri's season-opener at Grand Canyon (11/6).

Hanback's Game-by-Game Statistics

| 2023-24 | FG | 3P | FT | O/D | REB | E | PTS | A | TO | B | S | M |
|---------------------|-----|----|----|-----|-----|---|-----|---|----|---|---|---|
| at Grand Canyon | DNP | - | - | - | - | - | - | - | - | - | - | - |
| at Butler | | | | | | | | | | | | |
| Evansville | | | | | | | | | | | | |
| Central Arkansas | | | | | | | | | | | | |
| vs. Evansville | | | | | | | | | | | | |
| at Chattanooga | | | | | | | | | | | | |
| at Kansas City | | | | | | | | | | | | |
| Missouri Baptist | | | | | | | | | | | | |
| Harris-Stowe | | | | | | | | | | | | |
| Purdue Fort Wayne | | | | | | | | | | | | |
| Lindsey Wilson | | | | | | | | | | | | |
| at Illinois State | | | | | | | | | | | | |
| Southern Indiana | | | | | | | | | | | | |
| Morehead State | | | | | | | | | | | | |
| at Western Illinois | | | | | | | | | | | | |
| Bethel (Tenn.) | | | | | | | | | | | | |
| Lindenwood | | | | | | | | | | | | |
| at Tennessee Tech | | | | | | | | | | | | |
| SIU Edwardsville | | | | | | | | | | | | |
| at UT Martin | | | | | | | | | | | | |
| at Little Rock | | | | | | | | | | | | |
| at Lindenwood | | | | | | | | | | | | |
| Western Illinois | | | | | | | | | | | | |
| Tennessee Tech | | | | | | | | | | | | |
| Tennessee State | | | | | | | | | | | | |
| at Eastern Illinois | | | | | | | | | | | | |
| at SIU Edwardsville | | | | | | | | | | | | |
| Little Rock | | | | | | | | | | | | |
| UT Martin | | | | | | | | | | | | |
| at Morehead State | | | | | | | | | | | | |
| at Southern Indiana | | | | | | | | | | | | |
| Totals | | | | | | | | | | | | |

• - Game Started

2023-24 Season-Highs

| | |
|----------------------------|---|
| Points | - |
| Total Rebounds | - |
| Offensive | - |
| Defensive | - |
| FG Made | - |
| FG Attempted | - |
| 3-Point FG Made | - |
| 3-Point FG Attempted | - |
| FT Made | - |
| FT Attempted | - |
| Assists | - |
| Blocks | - |
| Steals | - |
| Minutes | - |

Career-Highs

| | | |
|----------------------------|----|--|
| Points | 8 | vs. Eastern Illinois (2/16/23) |
| Total Rebounds | 1 | 3x, last at SIU Edwardsville (2/25/23) |
| Offensive | - | - |
| Defensive | 1 | 3x, last at SIU Edwardsville (2/25/23) |
| FG Made | 4 | vs. Eastern Illinois (2/16/23) |
| FG Attempted | 4 | vs. Eastern Illinois (2/16/23) |
| 3-Point FG Made | - | - |
| 3-Point FG Attempted | - | - |
| FT Made | 1 | 2x, last at Iowa (12/17/22) |
| FT Attempted | 2 | at Iowa (12/17/22) |
| Assists | - | - |
| Blocks | 3 | at Morehead State (1/14/23) |
| Steals | - | - |
| Minutes | 13 | at Morehead State (1/14/23) |

Hanback's Career Statistics at Southeast Missouri

Overall

| Season | G-GS | Min | Avg | FG-FGA | Pct | 3FG-3FGA | Pct | FT-FTA | Pct | Off | Def | Tot | Avg | PE | FO | A | TO | Blk | Stl | Pts | Avg |
|---------|------|-----|-----|--------|------|----------|------|--------|------|-----|-----|-----|-----|----|----|---|----|-----|-----|-----|-----|
| 2022-23 | 10-0 | 49 | 4.9 | 8-9 | .889 | 0-0 | .000 | 2-3 | .667 | 0 | 3 | 3 | 0.3 | 8 | 0 | 0 | 2 | 3 | 0 | 18 | 1.8 |
| 2023-24 | | | | | | | | | | | | | | | | | | | | | |
| Totals | | | | | | | | | | | | | | | | | | | | | |

Ohio Valley Conference Games Only

| Season | G-GS | Min | Avg | FG-FGA | Pct | 3FG-3FGA | Pct | FT-FTA | Pct | Off | Def | Tot | Avg | PE | FO | A | TO | Blk | Stl | Pts | Avg |
|---------|------|-----|-----|--------|------|----------|------|--------|------|-----|-----|-----|-----|----|----|---|----|-----|-----|-----|-----|
| 2022-23 | 5-0 | 30 | 6.0 | 6-7 | .857 | 0-0 | .000 | 0-0 | .000 | 0 | 2 | 2 | 0.4 | 7 | 0 | 0 | 1 | 3 | 0 | 12 | 2.4 |
| 2023-24 | | | | | | | | | | | | | | | | | | | | | |
| Totals | | | | | | | | | | | | | | | | | | | | | |



DAVID IDADA

10

// Center // 7-0 // 250 // Sophomore
// Barendrecht, Netherlands // Golden State Prep

2023-24: Led Southeast Missouri with two blocks in his first career Southeast Missouri appearance at Grand Canyon (11/6)...Played 10 minutes off the bench.

Idada's Game-by-Game Statistics

| 2023-24 | FG | 3P | FT | O/D | REB | E | PTS | A | TO | B | S | M |
|---------------------|-----|-----|-----|-----|-----|---|-----|---|----|---|---|----|
| at Grand Canyon | 0-1 | 0-0 | 0-0 | 0/0 | 0 | 5 | 0 | 1 | 1 | 2 | 0 | 10 |
| at Butler | | | | | | | | | | | | |
| Evansville | | | | | | | | | | | | |
| Central Arkansas | | | | | | | | | | | | |
| vs. Evansville | | | | | | | | | | | | |
| at Chattanooga | | | | | | | | | | | | |
| at Kansas City | | | | | | | | | | | | |
| Missouri Baptist | | | | | | | | | | | | |
| Harris-Stowe | | | | | | | | | | | | |
| Purdue Fort Wayne | | | | | | | | | | | | |
| Lindsey Wilson | | | | | | | | | | | | |
| at Illinois State | | | | | | | | | | | | |
| Southern Indiana | | | | | | | | | | | | |
| Morehead State | | | | | | | | | | | | |
| at Western Illinois | | | | | | | | | | | | |
| Bethel (Tenn.) | | | | | | | | | | | | |
| Lindenwood | | | | | | | | | | | | |
| at Tennessee Tech | | | | | | | | | | | | |
| SIU Edwardsville | | | | | | | | | | | | |
| at UT Martin | | | | | | | | | | | | |
| at Little Rock | | | | | | | | | | | | |
| at Lindenwood | | | | | | | | | | | | |
| Western Illinois | | | | | | | | | | | | |
| Tennessee Tech | | | | | | | | | | | | |
| Tennessee State | | | | | | | | | | | | |
| at Eastern Illinois | | | | | | | | | | | | |
| at SIU Edwardsville | | | | | | | | | | | | |
| Little Rock | | | | | | | | | | | | |
| UT Martin | | | | | | | | | | | | |
| at Morehead State | | | | | | | | | | | | |
| at Southern Indiana | | | | | | | | | | | | |
| Totals | 0-1 | 0-0 | 0-0 | 0/0 | 0 | 5 | 0 | 1 | 1 | 2 | 0 | 10 |

• - Game Started

2023-24 Season/Career-Highs

| | | |
|----------------------------|----|---------------------------|
| Points | - | - |
| Total Rebounds | - | - |
| Offensive | - | - |
| Defensive | - | - |
| FG Made | - | - |
| FG Attempted | 1 | at Grand Canyon (11/6/23) |
| 3-Point FG Made | - | - |
| 3-Point FG Attempted | - | - |
| FT Made | - | - |
| FT Attempted | - | - |
| Assists | 1 | at Grand Canyon (11/6/23) |
| Blocks | 2 | at Grand Canyon (11/6/23) |
| Steals | - | - |
| Minutes | 10 | at Grand Canyon (11/6/23) |

Idada's Career Statistics at Southeast Missouri

| Overall | | | | | | | | | | | | | | | | | | | | | |
|-----------------------------------|------|-----|------|--------|------|----------|------|--------|------|-----|-----|-----|-----|----|----|---|----|-----|-----|-----|-----|
| Season | G-GS | Min | Avg | FG-FGA | Pct | 3FG-3FGA | Pct | FT-FTA | Pct | Off | Def | Tot | Avg | PF | FO | A | TO | Blk | Stl | Pts | Avg |
| 2023-24 | 1-0 | 10 | 10.0 | 0-1 | .000 | 0-0 | .000 | 0-0 | .000 | 0 | 0 | 0 | 0.0 | 5 | 1 | 1 | 1 | 2 | 0 | 0 | 0.0 |
| Ohio Valley Conference Games Only | | | | | | | | | | | | | | | | | | | | | |
| Season | G-GS | Min | Avg | FG-FGA | Pct | 3FG-3FGA | Pct | FT-FTA | Pct | Off | Def | Tot | Avg | PF | FO | A | TO | Blk | Stl | Pts | Avg |
| 2023-24 | | | | | | | | | | | | | | | | | | | | | |



2023-24 SOUTHEAST MISSOURI BASKETBALL NOTES

PLAYER PROFILES



4

ADAM LARSON

// Forward // 6-9 // 180 // Sophomore
// Fennimore, Wis. // Tennessee Prep

2023-24: Came off the bench to lead Southeast Missouri with 13 points at Grand Canyon (11/6), the sixth double-digit scoring game of his career...Scored 10 of his points in the first half...Buried three of his team's 11 three-pointers against the Lopes.

Larson's Game-by-Game Statistics

| 2023-24 | FG | 3P | FT | O/D | REB | E | PTS | A | TO | B | S | M |
|---------------------|-----|-----|-----|-----|-----|---|-----|---|----|---|---|----|
| at Grand Canyon | 4-6 | 3-5 | 2-4 | 0/5 | 5 | 0 | 13 | 0 | 1 | 0 | 0 | 18 |
| at Butler | | | | | | | | | | | | |
| Evansville | | | | | | | | | | | | |
| Central Arkansas | | | | | | | | | | | | |
| vs. Evansville | | | | | | | | | | | | |
| at Chattanooga | | | | | | | | | | | | |
| at Kansas City | | | | | | | | | | | | |
| Missouri Baptist | | | | | | | | | | | | |
| Harris-Stowe | | | | | | | | | | | | |
| Purdue Fort Wayne | | | | | | | | | | | | |
| Lindsey Wilson | | | | | | | | | | | | |
| at Illinois State | | | | | | | | | | | | |
| Southern Indiana | | | | | | | | | | | | |
| Morehead State | | | | | | | | | | | | |
| at Western Illinois | | | | | | | | | | | | |
| Bethel (Tenn.) | | | | | | | | | | | | |
| Lindenwood | | | | | | | | | | | | |
| at Tennessee Tech | | | | | | | | | | | | |
| SIU Edwardsville | | | | | | | | | | | | |
| at UT Martin | | | | | | | | | | | | |
| at Little Rock | | | | | | | | | | | | |
| at Lindenwood | | | | | | | | | | | | |
| Western Illinois | | | | | | | | | | | | |
| Tennessee Tech | | | | | | | | | | | | |
| Tennessee State | | | | | | | | | | | | |
| at Eastern Illinois | | | | | | | | | | | | |
| at SIU Edwardsville | | | | | | | | | | | | |
| Little Rock | | | | | | | | | | | | |
| UT Martin | | | | | | | | | | | | |
| at Morehead State | | | | | | | | | | | | |
| at Southern Indiana | | | | | | | | | | | | |
| Totals | 4-6 | 3-5 | 2-4 | 0/5 | 5 | 0 | 13 | 0 | 1 | 0 | 0 | 18 |

• - Game Started

2023-24 Season-Highs

| | | |
|---------------------------|----|---------------------------|
| Points..... | 13 | at Grand Canyon (11/6/23) |
| Total Rebounds..... | 5 | at Grand Canyon (11/6/23) |
| Offensive..... | - | - |
| Defensive..... | 5 | at Grand Canyon (11/6/23) |
| FG Made..... | 4 | at Grand Canyon (11/6/23) |
| FG Attempted..... | 6 | at Grand Canyon (11/6/23) |
| 3-Point FG Made..... | 3 | at Grand Canyon (11/6/23) |
| 3-Point FG Attempted..... | 5 | at Grand Canyon (11/6/23) |
| FT Made..... | 2 | at Grand Canyon (11/6/23) |
| FT Attempted..... | 4 | at Grand Canyon (11/6/23) |
| Assists..... | - | - |
| Blocks..... | - | - |
| Steals..... | - | - |
| Minutes..... | 18 | at Grand Canyon (11/6/23) |

Career-Highs

| | | |
|---------------------------|----|---------------------------------------|
| Points..... | 19 | at Arkansas State (12/14/22) |
| Total Rebounds..... | 5 | 2x, last at Grand Canyon (11/6/23) |
| Offensive..... | 3 | vs. Lyon College (11/12/22) |
| Defensive..... | 5 | 2x, last at Grand Canyon (11/6/23) |
| FG Made..... | 5 | at Arkansas State (12/14/22) |
| FG Attempted..... | 10 | at Eastern Illinois (1/28/23) |
| 3-Point FG Made..... | 5 | at Arkansas State (12/14/22) |
| 3-Point FG Attempted..... | 8 | at Arkansas State (12/14/22) |
| FT Made..... | 5 | vs. William Woods (11/22/22) |
| FT Attempted..... | 7 | vs. William Woods (11/22/22) |
| Assists..... | 1 | 4x, last vs. Tennessee State (3/2/23) |
| Blocks..... | 3 | at Eastern Illinois (1/28/23) |
| Steals..... | 2 | vs. Eastern Illinois (2/16/23) |
| Minutes..... | 27 | at Arkansas State (12/14/22) |

Larson's Career Statistics at Southeast Missouri

Overall

| Season | G-GS | Min | Avg | FG-FGA | Pct | 3FG-3FGA | Pct | FT-FTA | Pct | Off | Def | Tot | Avg | PE | FO | A | TO | Blk | Stl | Pts | Avg |
|---------|------|-----|------|--------|------|----------|------|--------|------|-----|-----|-----|-----|----|----|---|----|-----|-----|-----|------|
| 2022-23 | 34-3 | 455 | 13.4 | 60-134 | .448 | 39-103 | .379 | 15-23 | .652 | 9 | 50 | 59 | 1.7 | 43 | 0 | 4 | 8 | 12 | 5 | 174 | 5.1 |
| 2023-24 | 1-0 | 18 | 18.0 | 4-6 | .667 | 3-5 | .600 | 2-4 | .500 | 0 | 5 | 5 | 5.0 | 0 | 0 | 0 | 1 | 0 | 0 | 13 | 13.0 |
| Totals | 35-3 | 473 | 13.5 | 64-140 | .457 | 42-108 | .389 | 17-27 | .630 | 9 | 55 | 64 | 1.8 | 43 | 0 | 4 | 9 | 12 | 5 | 187 | 5.3 |

Ohio Valley Conference Games Only

| Season | G-GS | Min | Avg | FG-FGA | Pct | 3FG-3FGA | Pct | FT-FTA | Pct | Off | Def | Tot | Avg | PE | FO | A | TO | Blk | Stl | Pts | Avg |
|---------|------|-----|------|--------|------|----------|------|--------|------|-----|-----|-----|-----|----|----|---|----|-----|-----|-----|-----|
| 2022-23 | 18-0 | 206 | 11.4 | 29-68 | .426 | 19-53 | .358 | 0-2 | .000 | 3 | 23 | 26 | 1.4 | 17 | 0 | 2 | 5 | 8 | 4 | 77 | 4.3 |
| 2023-24 | | | | | | | | | | | | | | | | | | | | | |
| Totals | | | | | | | | | | | | | | | | | | | | | |



ROB MARTIN

// Guard // 5-10 // 160 // Sophomore

// St. Louis, Mo. // Christian Brothers H.S. // Indiana State

2023-24: Scored three points, dished out three assists and had two steals in his first career Southeast Missouri start at Grand Canyon (11/6)...Scored his first points of the season on a 3-pointer.

Martin's Game-by-Game Statistics

| 2023-24 | FG | 3P | FT | O/D | REB | E | PTS | A | TO | B | S | M |
|---------------------|-----|-----|-----|-----|-----|---|-----|---|----|---|---|----|
| at Grand Canyon* | 1-8 | 1-1 | 0-0 | 2/0 | 2 | 1 | 3 | 3 | 1 | 0 | 2 | 26 |
| at Butler | | | | | | | | | | | | |
| Evansville | | | | | | | | | | | | |
| Central Arkansas | | | | | | | | | | | | |
| vs. Evansville | | | | | | | | | | | | |
| at Chattanooga | | | | | | | | | | | | |
| at Kansas City | | | | | | | | | | | | |
| Missouri Baptist | | | | | | | | | | | | |
| Harris-Stowe | | | | | | | | | | | | |
| Purdue Fort Wayne | | | | | | | | | | | | |
| Lindsey Wilson | | | | | | | | | | | | |
| at Illinois State | | | | | | | | | | | | |
| Southern Indiana | | | | | | | | | | | | |
| Morehead State | | | | | | | | | | | | |
| at Western Illinois | | | | | | | | | | | | |
| Bethel (Tenn.) | | | | | | | | | | | | |
| Lindenwood | | | | | | | | | | | | |
| at Tennessee Tech | | | | | | | | | | | | |
| SIU Edwardsville | | | | | | | | | | | | |
| at UT Martin | | | | | | | | | | | | |
| at Little Rock | | | | | | | | | | | | |
| at Lindenwood | | | | | | | | | | | | |
| Western Illinois | | | | | | | | | | | | |
| Tennessee Tech | | | | | | | | | | | | |
| Tennessee State | | | | | | | | | | | | |
| at Eastern Illinois | | | | | | | | | | | | |
| at SIU Edwardsville | | | | | | | | | | | | |
| Little Rock | | | | | | | | | | | | |
| UT Martin | | | | | | | | | | | | |
| at Morehead State | | | | | | | | | | | | |
| at Southern Indiana | | | | | | | | | | | | |
| Totals | 1-8 | 1-1 | 0-0 | 2/0 | 2 | 1 | 3 | 3 | 1 | 0 | 2 | 26 |

• - Game Started

2023-24 Season/Career-Highs

| | | |
|----------------------------|----|---------------------------|
| Points | 3 | at Grand Canyon (11/6/23) |
| Total Rebounds | 2 | at Grand Canyon (11/6/23) |
| Offensive | 2 | at Grand Canyon (11/6/23) |
| Defensive | - | - |
| FG Made | 1 | at Grand Canyon (11/6/23) |
| FG Attempted | 8 | at Grand Canyon (11/6/23) |
| 3-Point FG Made | 1 | at Grand Canyon (11/6/23) |
| 3-Point FG Attempted | 1 | at Grand Canyon (11/6/23) |
| FT Made | - | - |
| FT Attempted | - | - |
| Assists | 3 | at Grand Canyon (11/6/23) |
| Blocks | - | - |
| Steals | 2 | at Grand Canyon (11/6/23) |
| Minutes | 26 | at Grand Canyon (11/6/23) |

Martin's Career Statistics at Southeast Missouri

| Overall | | | | | | | | | | | | | | | | | | | |
|-----------------------------------|------|-----|------|--------|------|----------|-------|--------|------|-----|-----|-----|-----|----|----|---|----|-----|-----|
| Season | G-GS | Min | Avg | FG-FGA | Pct | 3FG-3FGA | Pct | FT-FTA | Pct | Off | Def | Tot | Avg | PF | FO | A | TO | Blk | Stl |
| 2023-24 | 1-1 | 26 | 26.0 | 1-8 | .125 | 1-1 | 1.000 | 0-0 | .000 | 2 | 0 | 2 | 2.0 | 1 | 0 | 3 | 1 | 0 | 2 |
| Ohio Valley Conference Games Only | | | | | | | | | | | | | | | | | | | |
| Season | G-GS | Min | Avg | FG-FGA | Pct | 3FG-3FGA | Pct | FT-FTA | Pct | Off | Def | Tot | Avg | PF | FO | A | TO | Blk | Stl |
| 2023-24 | | | | | | | | | | | | | | | | | | | |



2023-24 SOUTHEAST MISSOURI BASKETBALL NOTES

PLAYER PROFILES



3

AQUAN SMART

// Guard // 6-3 // 175 // Junior

// Evanston, Ill. // Niles North H.S. // Florida International

2023-24: Scored two points, had three steals and grabbed two rebounds in his first start of the season at Grand Canyon (11/6)... Played 12 minutes against the Lopes.

Smart's Game-by-Game Statistics

| 2023-24 | FG | 3P | FT | O/D | REB | E | PTS | A | TO | B | S | M |
|---------------------|-----|-----|-----|-----|-----|---|-----|---|----|---|---|----|
| at Grand Canyon* | 1-6 | 0-2 | 0-1 | 0/2 | 2 | 3 | 2 | 3 | 5 | 0 | 0 | 13 |
| at Butler | | | | | | | | | | | | |
| Evansville | | | | | | | | | | | | |
| Central Arkansas | | | | | | | | | | | | |
| vs. Evansville | | | | | | | | | | | | |
| at Chattanooga | | | | | | | | | | | | |
| at Kansas City | | | | | | | | | | | | |
| Missouri Baptist | | | | | | | | | | | | |
| Harris-Stowe | | | | | | | | | | | | |
| Purdue Fort Wayne | | | | | | | | | | | | |
| Lindsey Wilson | | | | | | | | | | | | |
| at Illinois State | | | | | | | | | | | | |
| Southern Indiana | | | | | | | | | | | | |
| Morehead State | | | | | | | | | | | | |
| at Western Illinois | | | | | | | | | | | | |
| Bethel (Tenn.) | | | | | | | | | | | | |
| Lindenwood | | | | | | | | | | | | |
| at Tennessee Tech | | | | | | | | | | | | |
| SIU Edwardsville | | | | | | | | | | | | |
| at UT Martin | | | | | | | | | | | | |
| at Little Rock | | | | | | | | | | | | |
| at Lindenwood | | | | | | | | | | | | |
| Western Illinois | | | | | | | | | | | | |
| Tennessee Tech | | | | | | | | | | | | |
| Tennessee State | | | | | | | | | | | | |
| at Eastern Illinois | | | | | | | | | | | | |
| at SIU Edwardsville | | | | | | | | | | | | |
| Little Rock | | | | | | | | | | | | |
| UT Martin | | | | | | | | | | | | |
| at Morehead State | | | | | | | | | | | | |
| at Southern Indiana | | | | | | | | | | | | |
| Totals | 1-6 | 0-2 | 0-1 | 0/2 | 2 | 3 | 2 | 3 | 5 | 0 | 0 | 13 |

• - Game Started

2023-24 Season-Highs

| | | |
|---------------------------|----|---------------------------|
| Points | 2 | at Grand Canyon (11/6/23) |
| Total Rebounds | 2 | at Grand Canyon (11/6/23) |
| Offensive | - | - |
| Defensive | 2 | at Grand Canyon (11/6/23) |
| FG Made | 1 | at Grand Canyon (11/6/23) |
| FG Attempted..... | 6 | at Grand Canyon (11/6/23) |
| 3-Point FG Made..... | - | - |
| 3-Point FG Attempted..... | 2 | at Grand Canyon (11/6/23) |
| FT Made..... | - | - |
| FT Attempted..... | 1 | at Grand Canyon (11/6/23) |
| Assists | 3 | at Grand Canyon (11/6/23) |
| Blocks..... | - | - |
| Steals..... | - | - |
| Minutes | 13 | at Grand Canyon (11/6/23) |

Career-Highs

| | | |
|---------------------------|----|---|
| Points | 22 | at Lindenwood (2/23/23) |
| Total Rebounds | 8 | at Lindenwood (2/23/23) |
| Offensive | 2 | 3x, last at Lindenwood (2/23/23) |
| Defensive | 7 | vs. Little Rock (2/2/23) |
| FG Made | 8 | at Lindenwood (2/23/23) |
| FG Attempted..... | 14 | at Lindenwood (2/23/23) |
| 3-Point FG Made..... | 3 | 2x, last at Lindenwood (2/23/23) |
| 3-Point FG Attempted..... | 5 | 2x, last vs. Eastern Illinois (2/16/23) |
| FT Made..... | 8 | vs. Morehead State (2/11/23) |
| FT Attempted..... | 9 | vs. Eastern Illinois (2/16/23) |
| Assists | 6 | 2x, last vs. Little Rock (2/2/23) |
| Blocks..... | 2 | vs. Tennessee Tech (1/21/23) |
| Steals..... | 4 | 3x, last at Lindenwood (2/23/23) |
| Minutes | 42 | 2x, last at Lindenwood (2/23/23) |

Smart's Career Statistics at Southeast Missouri

Overall

| Season | G-GS | Min | Avg | FG-FGA | Pct | 3FG-3FGA | Pct | FT-FTA | Pct | Off | Def | Tot | Avg | PE | FO | A | TO | Blk | Stl | Pts | Avg |
|---------|-------|-----|------|--------|------|----------|------|--------|------|-----|-----|-----|-----|-----|----|----|----|-----|-----|-----|-----|
| 2022-23 | 32-25 | 788 | 24.6 | 74-202 | .366 | 20-69 | .290 | 68-92 | .739 | 14 | 84 | 98 | 3.1 | 109 | 8 | 70 | 75 | 12 | 48 | 236 | 7.4 |
| 2023-24 | 1-1 | 13 | 13.0 | 1-6 | .167 | 0-2 | .000 | 0-1 | .000 | 0 | 2 | 2 | 2.0 | 3 | 0 | 3 | 5 | 0 | 0 | 2 | 2.0 |
| Totals | 33-26 | 801 | 24.3 | 75-208 | .361 | 20-71 | .282 | 68-93 | .731 | 14 | 86 | 100 | 3.0 | 112 | 8 | 73 | 80 | 12 | 48 | 238 | 7.2 |

Ohio Valley Conference Games Only

| Season | G-GS | Min | Avg | FG-FGA | Pct | 3FG-3FGA | Pct | FT-FTA | Pct | Off | Def | Tot | Avg | PE | FO | A | TO | Blk | Stl | Pts | Avg |
|---------|-------|-----|------|--------|------|----------|------|--------|------|-----|-----|-----|-----|----|----|----|----|-----|-----|-----|-----|
| 2022-23 | 17-15 | 453 | 26.6 | 45-122 | .369 | 10-44 | .227 | 43-58 | .741 | 8 | 52 | 60 | 3.5 | 58 | 4 | 40 | 39 | 7 | 27 | 143 | 8.4 |
| 2023-24 | | | | | | | | | | | | | | | | | | | | | |
| Totals | | | | | | | | | | | | | | | | | | | | | |



BRAXTON STACKER

44

// Guard // 6-5 // 185 // Sophomore

// Fairview Heights, Ill. // Cardinal Ritter H.S. // Murray State

2023-24: Pitched in eight points and pulled down four rebounds in his first career Southeast Missouri start at Grand Canyon (11/6)... Shot 3-of-5 from the field and drained one 3-pointer... Played 20 minutes against the Lopes.

Stacker's Game-by-Game Statistics

| 2023-24 | FG | 3P | FT | O/D | REB | E | PTS | A | TO | B | S | M |
|---------------------|-----|-----|-----|-----|-----|---|-----|---|----|---|---|----|
| at Grand Canyon* | 3-5 | 1-1 | 1-3 | 0/2 | 2 | 4 | 8 | 1 | 3 | 0 | 2 | 21 |
| at Butler | | | | | | | | | | | | |
| Evansville | | | | | | | | | | | | |
| Central Arkansas | | | | | | | | | | | | |
| vs. Evansville | | | | | | | | | | | | |
| at Chattanooga | | | | | | | | | | | | |
| at Kansas City | | | | | | | | | | | | |
| Missouri Baptist | | | | | | | | | | | | |
| Harris-Stowe | | | | | | | | | | | | |
| Purdue Fort Wayne | | | | | | | | | | | | |
| Lindsey Wilson | | | | | | | | | | | | |
| at Illinois State | | | | | | | | | | | | |
| Southern Indiana | | | | | | | | | | | | |
| Morehead State | | | | | | | | | | | | |
| at Western Illinois | | | | | | | | | | | | |
| Bethel (Tenn.) | | | | | | | | | | | | |
| Lindenwood | | | | | | | | | | | | |
| at Tennessee Tech | | | | | | | | | | | | |
| SIU Edwardsville | | | | | | | | | | | | |
| at UT Martin | | | | | | | | | | | | |
| at Little Rock | | | | | | | | | | | | |
| at Lindenwood | | | | | | | | | | | | |
| Western Illinois | | | | | | | | | | | | |
| Tennessee Tech | | | | | | | | | | | | |
| Tennessee State | | | | | | | | | | | | |
| at Eastern Illinois | | | | | | | | | | | | |
| at SIU Edwardsville | | | | | | | | | | | | |
| Little Rock | | | | | | | | | | | | |
| UT Martin | | | | | | | | | | | | |
| at Morehead State | | | | | | | | | | | | |
| at Southern Indiana | | | | | | | | | | | | |
| Totals | 3-5 | 1-1 | 1-3 | 0/2 | 2 | 4 | 8 | 1 | 3 | 0 | 2 | 21 |

• - Game Started

2023-24 Season/Career-Highs

| | | |
|----------------------------|----|---------------------------|
| Points | 8 | at Grand Canyon (11/6/23) |
| Total Rebounds | 2 | at Grand Canyon (11/6/23) |
| Offensive | - | - |
| Defensive | 2 | at Grand Canyon (11/6/23) |
| FG Made | 1 | at Grand Canyon (11/6/23) |
| FG Attempted | 3 | at Grand Canyon (11/6/23) |
| 3-Point FG Made | 1 | at Grand Canyon (11/6/23) |
| 3-Point FG Attempted | 1 | at Grand Canyon (11/6/23) |
| FT Made | 1 | at Grand Canyon (11/6/23) |
| FT Attempted | 3 | at Grand Canyon (11/6/23) |
| Assists | 1 | at Grand Canyon (11/6/23) |
| Blocks | - | - |
| Steals | 2 | at Grand Canyon (11/6/23) |
| Minutes | 21 | at Grand Canyon (11/6/23) |

Stacker's Career Statistics at Southeast Missouri

| Overall | | | | | | | | | | | | | | | | | | | | | |
|-----------------------------------|------|-----|------|--------|------|----------|-------|--------|------|-----|-----|-----|-----|----|----|---|----|-----|-----|-----|-----|
| Season | G-GS | Min | Avg | FG-FGA | Pct | 3FG-3FGA | Pct | FT-FTA | Pct | Off | Def | Tot | Avg | PF | FO | A | TO | Blk | Stl | Pts | Avg |
| 2023-24 | 1-1 | 21 | 21.0 | 3-5 | .600 | 1-1 | 1.000 | 1-3 | .333 | 0 | 2 | 2 | 2.0 | 4 | 0 | 1 | 3 | 0 | 1 | 8 | 8.0 |
| Ohio Valley Conference Games Only | | | | | | | | | | | | | | | | | | | | | |
| Season | G-GS | Min | Avg | FG-FGA | Pct | 3FG-3FGA | Pct | FT-FTA | Pct | Off | Def | Tot | Avg | PF | FO | A | TO | Blk | Stl | Pts | Avg |
| 2023-24 | | | | | | | | | | | | | | | | | | | | | |



2023-24 SOUTHEAST MISSOURI BASKETBALL NOTES

PLAYER PROFILES



2

BJ WARD

// Guard // 6-0 // 180 // Freshman

// St. Louis, Mo. // Chaminade College Prep School

2023-24: Dished out a game-high five assists off the bench in his first career NCAA Division I game at Grand Canyon (11/6)...Also had seven points and two steals against the Lopes.

Ward's Game-by-Game Statistics

| 2023-24 | FG | 3P | FT | O/D | REB | E | PTS | A | TO | B | S | M |
|---------------------|------|-----|-----|-----|-----|---|-----|---|----|---|---|----|
| at Grand Canyon | 3-10 | 1-2 | 0-0 | 0/1 | 1 | 1 | 7 | 5 | 0 | 0 | 2 | 23 |
| at Butler | | | | | | | | | | | | |
| Evansville | | | | | | | | | | | | |
| Central Arkansas | | | | | | | | | | | | |
| vs. Evansville | | | | | | | | | | | | |
| at Chattanooga | | | | | | | | | | | | |
| at Kansas City | | | | | | | | | | | | |
| Missouri Baptist | | | | | | | | | | | | |
| Harris-Stowe | | | | | | | | | | | | |
| Purdue Fort Wayne | | | | | | | | | | | | |
| Lindsey Wilson | | | | | | | | | | | | |
| at Illinois State | | | | | | | | | | | | |
| Southern Indiana | | | | | | | | | | | | |
| Morehead State | | | | | | | | | | | | |
| at Western Illinois | | | | | | | | | | | | |
| Bethel (Tenn.) | | | | | | | | | | | | |
| Lindenwood | | | | | | | | | | | | |
| at Tennessee Tech | | | | | | | | | | | | |
| SIU Edwardsville | | | | | | | | | | | | |
| at UT Martin | | | | | | | | | | | | |
| at Little Rock | | | | | | | | | | | | |
| at Lindenwood | | | | | | | | | | | | |
| Western Illinois | | | | | | | | | | | | |
| Tennessee Tech | | | | | | | | | | | | |
| Tennessee State | | | | | | | | | | | | |
| at Eastern Illinois | | | | | | | | | | | | |
| at SIU Edwardsville | | | | | | | | | | | | |
| Little Rock | | | | | | | | | | | | |
| UT Martin | | | | | | | | | | | | |
| at Morehead State | | | | | | | | | | | | |
| at Southern Indiana | | | | | | | | | | | | |
| Totals | 3-10 | 1-2 | 0-0 | 0/1 | 1 | 1 | 7 | 5 | 0 | 0 | 2 | 23 |

• - Game Started

2023-24 Season/Career-Highs

| | | |
|---------------------------|----|---------------------------|
| Points..... | 7 | at Grand Canyon (11/6/23) |
| Total Rebounds..... | 1 | at Grand Canyon (11/6/23) |
| Offensive..... | - | - |
| Defensive..... | 1 | at Grand Canyon (11/6/23) |
| FG Made..... | 3 | at Grand Canyon (11/6/23) |
| FG Attempted..... | 10 | at Grand Canyon (11/6/23) |
| 3-Point FG Made..... | 1 | at Grand Canyon (11/6/23) |
| 3-Point FG Attempted..... | 2 | at Grand Canyon (11/6/23) |
| FT Made..... | - | - |
| FT Attempted..... | - | - |
| Assists..... | 5 | at Grand Canyon (11/6/23) |
| Blocks..... | - | - |
| Steals..... | 2 | at Grand Canyon (11/6/23) |
| Minutes..... | 23 | at Grand Canyon (11/6/23) |

Ward's Career Statistics at Southeast Missouri

Overall

| Season | G-GS | Min | Avg | FG-FGA | Pct | 3FG-3FGA | Pct | FT-FTA | Pct | Off | Def | Tot | Avg | PE | FO | A | TO | Blk | Stl | Pts | Avg |
|---------|------|-----|------|--------|------|----------|------|--------|------|-----|-----|-----|-----|----|----|---|----|-----|-----|-----|-----|
| 2023-24 | 1-0 | 23 | 23.0 | 3-10 | .300 | 1-2 | .500 | 0-0 | .000 | 0 | 1 | 1 | 1.0 | 1 | 0 | 5 | 0 | 0 | 2 | 7 | 7.0 |

Ohio Valley Conference Games Only

| Season | G-GS | Min | Avg | FG-FGA | Pct | 3FG-3FGA | Pct | FT-FTA | Pct | Off | Def | Tot | Avg | PE | FO | A | TO | Blk | Stl | Pts | Avg |
|---------|------|-----|-----|--------|-----|----------|-----|--------|-----|-----|-----|-----|-----|----|----|---|----|-----|-----|-----|-----|
| 2023-24 | | | | | | | | | | | | | | | | | | | | | |



Game 1

Southeast Missouri 67 Grand Canyon 88

November 6, 2023 • GCU Arena • Phoenix, Ariz.



PHOENIX

Southeast Missouri dropped its season-opener

to Western Athletic Conference member Grand Canyon University, 88-67, at GCU Arena.

Tyon Grant-Foster scored a game-high 30 points for GCU, which led the entire game.

GCU shot 23 free throws and used a 17-3 advantage at the charity stripe to key a 54-30 halftime lead.

The Lopes started out of the gate with a 14-2 run in the opening four minutes of the contest and never turned back.

Braxton Stacker's alley-oop dunk off a pass from Aquan Smart was SEMO's first points of the year and Adam Larson gave the Redhawks

a nice lift off the bench scoring 10 points in his first 11 minutes.

Larson's layup ended a stretch of 11-consecutive points by the Lopes and he later buried a pair of 3-pointers en route to reaching double-digits for the sixth time in his career.

Rob Martin's 3-pointer cut the Lopes' lead to 19 (67-48) with 9:20 left in the contest, but that was as close as the Redhawks would get.

SEMO played better in the second half, where it edged GCU, 37-34.

Larson led the Redhawks with 13 points. He shot 4-of-6 from the field with three of his makes coming from long range. Josh Earley followed with 10 points, while TJ Biel and Stacker added eight apiece.



Official Basketball Box Score - Final
Southeast Mo. St. at Grand Canyon
11/06/23 GCU Arena, Phoenix
2023-24 Men's Basketball

Game Time: 7:00 PM
Game Duration: 2:00
Attendance: 7,186

Officials: Matthew Rukasin, Marcus Hicks, Levon Zakarian

Southeast Mo. St. - 67

Record: 0-1

| NO. | Name | Min | FG | 3P | FT | Rebounds | Fouls | TP | AS | TO | ST | Blocks | +/- |
|--------|-----------------|---------|-------|-------|------|-----------|-------|----|----|----|-----|--------|-----|
| | | | M-A | M-A | M-A | OR DR TOT | PF FD | | | | | BS BA | |
| 21 | Josh Earley | F 17:23 | 5-6 | 0-0 | 0-0 | 0 1 1 | 3 2 | 10 | 0 | 2 | 4 | 0 0 | -10 |
| 1 | Rob Martin | G 26:45 | 1-8 | 1-1 | 0-0 | 2 0 2 | 1 2 | 3 | 3 | 1 | 2 | 0 0 | -30 |
| 3 | Aquan Smart | G 12:48 | 1-6 | 0-2 | 0-1 | 0 2 2 | 3 1 | 2 | 3 | 5 | 0 0 | 0 0 | -18 |
| 5 | TJ Biel | G 23:32 | 3-7 | 1-4 | 1-2 | 1 3 4 | 0 3 | 8 | 1 | 0 | 0 | 0 0 | -23 |
| 44 | Braxton Stacker | G 20:33 | 3-5 | 1-1 | 1-3 | 0 2 2 | 4 2 | 8 | 1 | 3 | 1 | 0 2 | -17 |
| 10 | David Idada | 10:03 | 0-1 | 0-0 | 0-0 | 0 0 0 | 5 1 | 0 | 1 | 1 | 0 | 2 0 | -1 |
| 11 | Evan Eursner | 13:42 | 0-3 | 0-1 | 0-0 | 0 1 1 | 2 0 | 0 | 1 | 0 | 0 | 0 0 | -11 |
| 4 | Adam Larson | 18:55 | 4-6 | 3-5 | 2-4 | 0 5 5 | 0 2 | 13 | 0 | 1 | 0 | 0 0 | -10 |
| 24 | Kobe Clark | 20:07 | 2-4 | 1-2 | 2-5 | 4 4 8 | 0 4 | 7 | 0 | 2 | 1 | 0 0 | 4 |
| 2 | BJ Ward | 22:14 | 3-10 | 1-2 | 0-0 | 0 1 1 | 1 1 | 7 | 5 | 0 | 2 | 0 3 | 6 |
| 22 | Gavyn Elkamil | 10:35 | 2-6 | 2-2 | 0-0 | 2 0 2 | 0 1 | 6 | 1 | 0 | 1 | 0 0 | 3 |
| 12 | Asa Barnes | 00:00 | 0-0 | 0-0 | 0-0 | 0 0 0 | 0 0 | 0 | 0 | 0 | 0 | 0 0 | 0 |
| 55 | Marqueas Bell | 03:23 | 1-2 | 1-1 | 0-0 | 0 0 0 | 0 0 | 3 | 0 | 0 | 0 | 0 1 | 2 |
| Team | | | | | | 4 0 4 | | 0 | | | | | |
| Totals | | | 25-64 | 11-21 | 6-15 | 13 19 32 | 19 19 | 67 | 16 | 17 | 11 | 2 6 | -21 |

| Shooting By Period | | | |
|--------------------|-------|-------|--|
| 1st FG% | 11-30 | 36.7% | |
| 3PT% | 5-9 | 55.6% | |
| FT% | 3-8 | 37.5% | |
| 2nd FG% | 14-34 | 41.2% | |
| 3PT% | 6-12 | 50.0% | |
| FT% | 3-7 | 42.9% | |
| GM FG% | 25-64 | 39.1% | |
| 3PT% | 11-21 | 52.4% | |
| FT% | 6-15 | 40.0% | |

Dead Ball Rebounds: 2, 1

Technical Fouls: NONE

Grand Canyon - 88

Record: 1-0

| NO. | Name | Min | FG | 3P | FT | Rebounds | Fouls | TP | AS | TO | ST | Blocks | +/- |
|--------|--------------------------|---------|-------|------|-------|-----------|-------|----|----|----|----|--------|-----|
| | | | M-A | M-A | M-A | OR DR TOT | PF FD | | | | | BS BA | |
| 24 | Duke Brennan | F 18:43 | 5-6 | 0-0 | 2-3 | 3 7 10 | 4 2 | 12 | 0 | 3 | 1 | 0 0 | 18 |
| 30 | Gabe McGlothlin | F 27:38 | 1-4 | 1-4 | 2-2 | 2 3 5 | 2 2 | 5 | 3 | 4 | 0 | 1 0 | 14 |
| 0 | Ray Harrison | G 27:24 | 1-9 | 0-2 | 1-3 | 2 3 5 | 1 3 | 5 | 3 | 0 | 0 | 0 0 | 26 |
| 7 | Tyon Grant-Foster | G 24:42 | 10-15 | 2-5 | 8-11 | 0 4 4 | 2 5 | 30 | 0 | 2 | 3 | 2 1 | 33 |
| 8 | Collin Moore | G 28:07 | 2-7 | 0-2 | 4-4 | 2 2 4 | 1 3 | 8 | 2 | 1 | 3 | 0 0 | 33 |
| 2 | Sydney Curry | 17:05 | 4-7 | 0-0 | 0-2 | 4 5 9 | 1 1 | 8 | 1 | 2 | 1 | 0 1 | 8 |
| 5 | Lok Wur | 16:44 | 1-4 | 1-3 | 0-0 | 0 4 4 | 5 1 | 3 | 0 | 0 | 0 | 1 0 | 12 |
| 33 | Isaiah Shaw | 21:57 | 4-7 | 3-5 | 2-2 | 0 1 1 | 3 2 | 13 | 0 | 0 | 1 | 1 0 | -11 |
| 6 | Malcolm Flagg | 04:38 | 0-0 | 0-0 | 0-0 | 0 0 0 | 0 0 | 0 | 0 | 0 | 1 | 0 0 | -9 |
| 12 | Marquese Josephs | 04:38 | 2-2 | 0-0 | 0-0 | 0 0 0 | 0 0 | 4 | 0 | 1 | 0 | 0 0 | -9 |
| 1 | Derrick Michael Xzaviero | 04:12 | 1-1 | 0-0 | 0-0 | 1 1 2 | 0 0 | 2 | 0 | 0 | 0 | 0 0 | -5 |
| 21 | Noah Amenhauser | 04:12 | 0-0 | 0-0 | 0-0 | 0 0 0 | 0 0 | 0 | 0 | 0 | 0 | 1 0 | -5 |
| Team | | | | | | 1 3 4 | | 0 | | | | | |
| Totals | | | 31-62 | 7-21 | 19-27 | 15 33 48 | 19 19 | 88 | 11 | 17 | 9 | 6 2 | 21 |

| Shooting By Period | | | |
|--------------------|-------|-------|--|
| 1st FG% | 16-32 | 50.0% | |
| 3PT% | 5-12 | 41.7% | |
| FT% | 17-23 | 73.9% | |
| 2nd FG% | 15-30 | 50.0% | |
| 3PT% | 2-9 | 22.2% | |
| FT% | 2-4 | 50% | |
| GM FG% | 31-62 | 50.0% | |
| 3PT% | 7-21 | 33.3% | |
| FT% | 19-27 | 70.4% | |

Dead Ball Rebounds: 4, 0

Technical Fouls: NONE

| | SEMO | GCU |
|------------------|---------------|----------------|
| Biggest lead | 0 (1st 20:00) | 30 (2nd 5:00) |
| Best Scoring Run | 9 (2nd 2:58) | 11 (1st 16:09) |
| Lead Changes | 0 | |
| Times Tied | 0 | |
| Time with Lead | 00:00 | 39:52 |

| Points from | SEMO | GCU |
|---------------|------|-----|
| Turnovers | 15 | 24 |
| Paint | 26 | 46 |
| Second Chance | 10 | 17 |
| Fast Breaks | 10 | 18 |
| Bench | 36 | 30 |

| Period by Period Scoring | 1st | 2nd | TOT |
|--------------------------|-----|-----|-----|
| SEMO | 30 | 37 | 67 |
| GCU | 54 | 34 | 88 |