






## OVC CHAMPS FCS PLAYOFFS

|      |      |
|------|------|
| 2010 | 2010 |
| 2019 | 2018 |
|      | 2019 |


### SCHEDULE

**SEPT. 3**  at Iowa State  
L, 10-42 // 



**SEPT. 10**  at #17 Southern Illinois  
W, 34-31 // 



**SEPT. 17**  Nicholls State  
W, 42-16 // 

**SEPT. 24**  Central Arkansas Family Weekend  
W, 35-27 // 

**OCT. 1**  at Lindenwood\*  
1 p.m., CT // 

**OCT. 8**  Tennessee Tech\*  
2 p.m., CT // 

**OCT. 22**  at Northwestern State  
1 p.m., CT // 

**OCT. 29**  #25 Eastern Kentucky Homecoming  
1 p.m., CT // 

**NOV. 5**  at Tennessee State\*  
5 p.m. // 

**NOV. 12**  at Eastern Illinois\*  
2 p.m., CT // 

**NOV. 19**  Murray State\*  
1 p.m., CT // 



Nov. 26 // First Round  
Dec. 2-3 // Second Round  
Dec. 9-10 // Quarterfinals  
Dec. 16-17 // Semifinals  
Jan. 7 // FCS Championship



### Southeast Missouri or SEMO

is the preferred reference for Southeast Missouri State University athletic teams. Southeastern Missouri State is **NOT** an acceptable reference.



## SOUTHEAST MISSOURI FOOTBALL

SEMOredhawks.com // @SEMOFootball

Contact: Jeff Honza, Assistant AD Strategic Communications // Office: (573) 651-2933 // redhawk1@me.com

### GAME 5 // #24 SOUTHEAST MISSOURI at LINDENWOOD

Oct. 1 // 1 p.m., CT // Hunter Stadium // St. Charles, Mo. // Series: First Meeting

Listen: Real Rock 99.3 FM // Watch: ESPN+ // Live Stats: LindenwoodLions.com // Twitter: @SEMOFootball



**3-1**  
0-0 OVC

### #24 SEMO REDHAWKS

Head Coach ..... Tom Matukewicz  
Career Record (Yrs.) ..... 45-50 (9)  
Record at SEMO (Yrs.) ..... 44-50 (9)  
OVC Record ..... 33-27



**2-1**  
0-1 OVC

### LINDENWOOD LIONS

Head Coach ..... Jed Stugart  
Career Record (Yrs.) ..... 119-46 (15)  
Record at LU (Yrs.) ..... 28-21 (6)  
OVC Record ..... 0-1

### // In-State Matchup

Missouri schools #24 Southeast Missouri (3-1) and Lindenwood (2-1, 0-1) meet for the first time Saturday. Kickoff is set for 1 p.m., CT at Hunter Stadium.

### // Follow the Redhawks

Fans can listen live on the radio at Real Rock 99.3 FM. Erik Sean and Rick Wieser will be on the call. Watch on ESPN+. Live stats are available at LindenwoodLions.com and Twitter updates will be provided @SEMOFootball.

### // Tailgate Time

Southeast Missouri will host a tailgate from 10 a.m. to 1 p.m. at Lindenwood's Harmon Hall parking lot. SEMO alumni, friends, staff, faculty and students are welcome as the Redhawks take on their newest in-state rival Lindenwood Lions. Wear **RED** when you cheer on the Redhawks this weekend.

### // Game Ball Brawl

Since there are now two Missouri schools in the Ohio Valley Conference, it's only fitting that the Southeast Missouri and Lindenwood matchup be a trophy game moving forward. Starting with the first-ever meeting between the teams this year, the game will be known as the "Game Ball Brawl." A traveling trophy will be created

that will feature the game ball from the first meeting between the two programs. SEMO and Lindenwood are the only Division I schools in Missouri that are conference rivals. The Redhawks have had football at the NCAA Division I level for over 30 years, while the 2022 campaign marks Lindenwood's first as a Division I program.

### // New to the OVC

On Feb. 23, 2022, Lindenwood University, located in St. Charles, Missouri, officially joined the Ohio Valley Conference. LU marks only the 24th full-time member in the 74-year history of the OVC. The Lions, who are in their reclassification to Division I, are eligible to win the OVC Championship, but cannot earn the league's automatic bid to the FCS Playoffs. Should LU claim the regular season title, the runner-up (as determined through a tiebreaker to address the unbalanced schedule), would earn the automatic berth.

### // Series History

This year marks the first meeting between Southeast Missouri and Lindenwood. LU is the only Missouri school on SEMO's 11-game schedule this season.

FOLLOW THE REDHAWKS AT **SEMOREDHAWS.COM**



# 2022 SOUTHEAST MISSOURI FOOTBALL NOTES

LINDENWOOD // OCT. 1

## // Quick Facts

|                                      |                       |
|--------------------------------------|-----------------------|
| Location.....                        | Cape Girardeau, Mo.   |
| Founded.....                         | 1873                  |
| Enrollment.....                      | 9,927                 |
| Nickname.....                        | Redhawks              |
| Colors.....                          | Red & Black           |
| Affiliation.....                     | NCAA Division I (FCS) |
| Conference.....                      | Ohio Valley           |
| President.....                       | Dr. Carlos Vargas     |
| Director of Athletics.....           | Brady Barke           |
| Football Office Phone.....           | (573) 651-2110        |
| Stadium (Capacity).....              | Houck Field (10,000)  |
| Year Constructed.....                | 1930                  |
| Surface.....                         | FieldTurf             |
| First Year of Football.....          | 1904                  |
| First Year of Division I (FCS).....  | 1991                  |
| OVC Championships (Years).....       | 2 (2010, 2019)        |
| NCAA FCS Playoff Berths (Years)..... | 3 (2010, 2018, 2019)  |
| 2021 Record.....                     | 4-7                   |
| Home.....                            | 3-2                   |
| Away.....                            | 1-5                   |
| OVC Record/Finish.....               | 4-2/t2nd              |
| Basic Offensive Set.....             | Multiple/Spread       |
| Basic Defensive Set.....             | Pro Style 3-4         |
| Starters Returning/Lost.....         | 13/9                  |
| Offense.....                         | 7/4                   |
| Defense.....                         | 6/5                   |
| Specialists Returning/Lost.....      | 3/1                   |
| Newcomers.....                       | 50                    |

## // FCS Top-25 Polls (Sept. 26)

| AFCAs Coaches              | Stats Perform Media           |
|----------------------------|-------------------------------|
| 1. North Dakota State      | 1. North Dakota State         |
| 2. Montana                 | 2. South Dakota State         |
| 3. South Dakota State      | 3. Montana                    |
| 4. Montana State           | 4. Montana State              |
| 5. Sacramento State        | 5. Sacramento State           |
| 6. Delaware                | 6. Delaware                   |
| 7. Weber State             | 7. Missouri State             |
| 8. Jackson State           | 8. Weber State                |
| 9. Missouri State          | 9. Jackson State              |
| 10. Chattanooga            | 10. Holy Cross                |
| 11. Holy Cross             | 11. Incarnate Word            |
| 12. Incarnate Word         | 12. Chattanooga               |
| 13. Mercer                 | 13. Mercer                    |
| 14. Stephen F. Austin      | 14. Villanova                 |
| 15. Villanova              | 15. UT Martin                 |
| 16. Austin Peay            | 16. Samford                   |
| 17. UT Martin              | 17. Richmond                  |
| 18. Eastern Washington     | 18. William & Mary            |
| 19. Samford                | 19. Southern Illinois         |
| 20. Fordham                | 20. Eastern Washington        |
| 21. William & Mary         | 21. Southeastern Louisiana    |
| 22. Richmond               | 22. Austin Peay               |
| 23. Elon                   | 23. Elon                      |
| 24. Southeastern Louisiana | 24. <b>Southeast Missouri</b> |
| 25. Rhode Island           | 25. Eastern Kentucky          |

## // Redhawks Crack Top-25

Southeast Missouri cracked the Sports Perform Top-25 Media Poll this week. The Redhawks are #24 as the Ohio Valley Conference's second Top-25 team. SEMO also received 33 votes in the AFCA Coaches Poll. The Redhawks were last ranked in the Top-25 during the 2021 spring season (#16, Mar. 1, Stats Perform Media Poll).

## // Winning Records

Southeast Missouri and Lindenwood are currently the only Ohio Valley Conference schools with winning records this year. SEMO (3-1) leads the league with three victories, while LU is 2-1. Everyone else in the league is .500 or below. Tennessee State (0-3) and Murray State (0-4) are still winless.

## // Go For Four

The Redhawks are on a three-game winning streak after beating Central Arkansas, 35-27, on Sept. 24. A win Saturday will give Southeast Missouri its first four-game winning streak since the 2019 season. SEMO's 3-1 start is also its best since the 2010 campaign.

## // Ohio Valley Conference Openers

Southeast Missouri is 12-19 all-time in Ohio Valley Conference openers. SEMO is 6-2 in such games under Head Coach Tom Matukewicz. The Redhawks started league play with a win in each of their previous three seasons. SEMO last began OVC play with a road victory in 2016 (17-16, at Murray State, Sept. 24).

## // Hess Two Touchdowns Away from Breaking Program's Career Total Touchdowns Record

Geno Hess is only two touchdowns away from breaking Southeast Missouri's all-time career record in total touchdowns. Hess has 35 touchdowns (33 rushing, 2 receiving) in his career. He trails only Walter Smallwood (36 touchdowns, 1965-68) in that category. Smallwood's record has stood for 54 years.

## // 2022 Ohio Valley Conference Standings

|                           | Conference | Overall    |
|---------------------------|------------|------------|
| UT Martin                 | 1-0        | 2-2        |
| Eastern Illinois          | 1-0        | 1-3        |
| <b>Southeast Missouri</b> | <b>0-0</b> | <b>3-1</b> |
| Tennessee Tech            | 0-0        | 1-2        |
| Tennessee State           | 0-0        | 0-3        |
| Lindenwood                | 0-1        | 2-1        |
| Murray State              | 0-1        | 0-4        |

## // 2022 OVC Preseason Poll

|                                  | Points |
|----------------------------------|--------|
| UT Martin (10 first-place votes) | 70     |
| Southeast Missouri (3)           | 59     |
| Murray State                     | 51     |
| Tennessee State (1)              | 46     |
| Tennessee Tech                   | 29     |
| Eastern Illinois                 | 20     |
| Lindenwood                       | 19     |

*Selected by OVC Head Football Coaches and Communications Directors*

## // 100 Tackles in Sight

Sophomore linebacker Bryce Norman is coming up on 100 career tackles. Norman, who leads the team and ranks sixth in the Ohio Valley Conference with 32 tackles, has 98 stops. He averaged 12.5 tackles per game in his last two starts alone.

## // Defensive Touchdown

Southeast Missouri scored its first defensive touchdown of the season when Henry Pickens III put a big hit on Central Arkansas quarterback Will McElvain. Bryce Norman recovered the fumble and ran three yards into the end zone to give SEMO a 7-0 lead with 9:44 left to play in the first quarter. It was the first career touchdown for Norman.

## // Touchdown Streak

First-year Southeast Missouri wide receiver Ryan Flournoy has caught a touchdown pass in three-straight games. Flournoy had a 4-yard touchdown reception at #17 Southern Illinois (Sept. 10), an 18-yard touchdown catch vs. Nicholls (Sept. 17) and a season-long 62-yard touchdown reception vs. Central Arkansas (Sept. 24).



His 62-yard catch is SEMO's longest completion of the season so far.

### // Dangerous Duo

Southeast Missouri's receiving duo of Johnny King and Ryan Flournoy have been tough for opponents to handle this season. Both King and Flournoy are identical in receiving yards, receiving touchdowns and receiving yards per game through four starts. They each have 321 receiving yards, three touchdowns and 80.2 receiving yards per contest. King and Flournoy are tied for third in the Ohio Valley Conference in receiving yards per game.

### // Run it Back McDonald

After Central Arkansas pulled to within four points (21-17) late in the first half, Dalyn McDonald ran the ensuing kickoff back 97 yards for a touchdown. McDonald became the first player in the Ohio Valley Conference to return a kickoff for a touchdown this season. His 97-yard kickoff return tied for the second-longest in program history. He became the first Redhawk to run back a kickoff for a touchdown since Shabari Davis (86 yards, vs. Eastern Illinois, Oct. 30, 2021). It also marked the second-straight game where Southeast Missouri scored a touchdown on special teams.

### // McDonald and DeLaurent Honored

Dalyn McDonald was named Ohio Valley Conference Specialist of the Week and quarterback Paxton DeLaurent won his third-straight OVC Newcomer of the Week honor on Sept. 25. McDonald ran back a kickoff 97 yards for a touchdown and finished with 192 all-purpose yards in Southeast Missouri's 35-27 win over Central Arkansas (Sept. 24). Meanwhile, DeLaurent accumulated 312 yards of total offense and three touchdowns against UCA. He completed 17-of-31 passes for 252 yards and two touchdowns and ran for 60 yards and another score.

### // 18 in a Row

Kicker DC Pippin has not missed an extra point in his Southeast Missouri career. Pippin is a perfect 18-of-18 in PATs dating back to last season. He made 16-of-16 through four games in 2022 and is tied for first in the Ohio Valley Conference in PAT kicking percentage.

### // Hess Springs for Over 100 Yards

Geno Hess ran for over 100 yards for the first time this season when he gained 123 and averaged 6.2 yards on 20 carries against Central Arkansas (Sept. 24). Hess ran for 100 or more yards for the 11th time in his career. He is now tied for second all-time in program history in career 100-yard games.

### // Nice Defense

Southeast Missouri's defense limited Central Arkansas to a mere 16 rushing yards in its latest win on Sept. 24. The Redhawks held the Bears to less than a yard (0.7) per rush on 24 attempts in the game. The 16 yards were the fifth fewest by any opponent against the Redhawks during SEMO's NCAA Division I era.

### // Award-Winners

The Redhawks claimed multiple Ohio Valley Conference weekly honors in three-straight weeks. Paxton DeLaurent won Offensive Player and Newcomer accolades, and DC Pippin was Specialist on Sept. 11, while DeLaurent was tabbed Newcomer and Bryce Norman earned Defensive Player of the Week on Sept. 18. Dalyn McDonald (Specialist) and DeLaurent (Newcomer) were honored on Sept. 25. Southeast Missouri won seven of the league's weekly awards this year.

### // Happy Home-Opener

Southeast Missouri won its home-opener with a 42-16 drubbing of Southland Conference member Nicholls (Sept. 17). SEMO improved to 19-13 all-time in home-openers during its NCAA Division I Football Championship Subdivision tenure. The Redhawks are 5-4 in home-

### // 2022 Statistics

| SEMO           | LU                                  |
|----------------|-------------------------------------|
| 3-1.....       | Overall Record..... 2-1             |
| 0-0.....       | Conference Record..... 0-1          |
| 2-0.....       | Home Record..... 1-0                |
| 1-1.....       | Road (Neutral) Record..... 1-1      |
| #24.....       | National Ranking..... NR            |
| 30.2.....      | Points/Game..... 28.0               |
| 29.0.....      | Points Allowed/Game..... 26.3       |
| 408.8.....     | Total Offense/Game..... 436.3       |
| 383.2.....     | Total Defense/Game..... 411.7       |
| 131.2.....     | Rushing Yards/Game..... 122.3       |
| 93.5.....      | Rushing Defense/Game..... 161.7     |
| 3.....         | Rushing Touchdowns..... 4           |
| 5.....         | Rushing TDs Allowed..... 5          |
| 277.5.....     | Passing Yards/Game..... 314.0       |
| 289.8.....     | Passing Defense/Game..... 250.0     |
| 10.....        | Passing Touchdowns..... 5           |
| 9.....         | Passing TDs Allowed..... 4          |
| 23.1.....      | Kickoff Return Average..... 17.5    |
| 9.6.....       | Punt Return Average..... 41.8       |
| 5-1.....       | Fumbles-Lost..... 3-2               |
| 63.5.....      | Penalty Yards/Game..... 50.7        |
| 38.5.....      | Net Yards Per Punt..... 39.6        |
| 30:51.....     | TOP/Game..... 32:16                 |
| 26-58/45%..... | 3rd-Down Conversions..... 17-40/42% |
| 5-7/71%.....   | 4th-Down Conversions..... 2-6/33%   |

### // This Week in the OVC

Saturday, October 1

**Southeast Missouri at Lindenwood, 1 p.m., CT**

Lane at Tennessee State, 1 p.m., CT

Tennessee Tech at UT Martin, 2 p.m., CT

Murray State at Southeastern Louisiana, 6 p.m., CT



The 2022-23 season marks the 75th Anniversary of the Ohio Valley Conference. Founded in 1948, the OVC is the eighth-oldest Division I conference. Visit [OVCSports.com/75](https://OVCSports.com/75) for more information.



## 2022 SOUTHEAST MISSOURI FOOTBALL NOTES

**LINDENWOOD // OCT. 1**

openers under Head Coach Tom Matukewicz.

### // This is Our House!

Southeast Missouri has won 18 of its last 23 games at Houck Field dating back to the start of the 2018 season. SEMO finished with a winning record on its home field four of the last five seasons. The Redhawks also had a 12-game home winning streak in that stretch which ended on Mar. 7, 2021.

### // Norman Nabs OVC Defensive Player of the Week Accolades

Sophomore linebacker Bryce Norman recorded a career and Ohio Valley Conference high 17 tackles en route to winning the league's Defensive Player of the Week honor on Sept. 18. Norman had five solo stops and assisted on 12 others against Nicholls (Sept. 17). It was the third double-digit tackle game of his career. Norman led a Southeast Missouri defense that forced one turnover and limited the Colonels to only 50 rushing yards.

### // DeLaurent Repeats as OVC Newcomer of the Week

For the second-straight week, quarterback Paxton DeLaurent was named Ohio Valley Conference Newcomer of the Week. DeLaurent threw for over 300 yards for the second week in a row when he completed 22-of-32 passes for 309 yards and three touchdowns vs. Nicholls (Sept. 17). DeLaurent completed passes to 11 different receivers. He threw a pair of touchdown passes to Geno Hess and connected with Ryan Flournoy on an 18-yard strike. DeLaurent also scored on a 9-yard run to give Southeast Missouri a 14-0 lead early in the game.

### // Season-High

Southeast Missouri scored a season-high 42 points in its win over Nicholls (Sept. 17). The Redhawks, who rank second in the Ohio Valley Conference with 30.2 points

per game, averaged 37 in their last three contests.

### // Block Party

The Redhawks blocked two kicks in their home-opening win over Nicholls (Sept. 17). Christian Fuhrman blocked a punt and Garrett Todd scooped up the ball and dashed 29 yards to the end zone. Meanwhile, Steven Lewis blocked a PAT.

### // Matukewicz Fourth All-Time in Wins

Southeast Missouri Head Coach Tom Matukewicz ranks fourth all-time in program history with 44 wins. Matukewicz is the 13th head coach in SEMO's football tenure.

|                               |    |
|-------------------------------|----|
| Kenneth Knox (1952-67)        | 88 |
| Abe Stuber (1932-46)          | 72 |
| Jim Lohr (1974-83)            | 52 |
| Tom Matukewicz (2014-present) | 44 |

### // Sack Count

The Redhawks collected 10 sacks in their last three games, including four during their recent win over Nicholls (Sept. 17). Southeast Missouri ranks second in the Ohio Valley Conference in sacks and is already over halfway to its season total of 16 sacks in 2021.

### // Three Touchdown Game for Hess

Running back Geno Hess scored three touchdowns to help key Southeast Missouri's win over Nicholls (Sept. 17). Hess ran for 70 yards and touchdown, and caught two receptions for 15 yards and a pair of scores out of the backfield. It was the fifth three-touchdown game of his career.

### // Redhawks Upend #17 Southern Illinois for First Win of 2022

In a game that featured nine lead changes, Southeast Missouri prevailed in a 34-31 victory over #17 Southern Illinois (Sept. 10). SEMO picked up its first win of the season in the final seconds when Paxton DeLaurent threw a 2-yard touchdown pass to Damorie Vick with 11 ticks on the clock. SIU committed pass interference penalties on

incompletions twice on fourth down during the Redhawks game-winning drive.

### // Another Brickyard Win

Southeast Missouri's win over #17 Southern Illinois (Sept. 10) marked Tom Matukewicz's eighth against a ranked opponent as the Redhawks head coach. The Redhawks have a total of 12 wins over ranked FCS or FBS foes. Those victories are laid to rest in the Brickyard that resides in SEMO's locker room. Matukewicz has the most wins over ranked opponents of any SEMO head coach.

### // Back-to-Back Brickyard Victories

With their win over #17 Southern Illinois, the Redhawks improved to 10-31 against ranked Football Championship Subdivision opponents since 2004. For only the second time in program history, Southeast Missouri won consecutive games against ranked foes. SEMO beat then-#8 UT Martin in its 2021 season finale before taking down the Salukis on Sept. 10.

### // You Got Mossed!

Southeast Missouri wide receiver Ryan Flournoy's spectacular catch over two defenders at Iowa State (Sept. 3) was featured as the No. 3 play on You Got Mossed. It was the first time SEMO made the segment that highlights great receptions like the legendary Randy Moss would make.

### // 80th Win Against the Missouri Valley

The Redhawks win over #17 Southern Illinois marked their 80th all-time against Missouri Valley Football Conference schools. Southeast Missouri improved to 80-99-8 against such teams. Forty-three of those wins came against the Salukis.

### // DeLaurent Nabs OVC Offensive Player and Newcomer of the Week Honors

First-year Southeast Missouri quarterback Paxton DeLaurent was named Ohio Valley Conference Offensive Player and Newcomer of the Week on Sept. 11. DeLaurent threw for 332 yards and four touchdowns to lead SEMO to a 34-31 upset over #17 Southern





Illinois (Sept. 10). He completed 33-of-44 passes and did not throw an interception. At one time, DeLaurent had 16-straight completions. He also threw the game-winning touchdown with 11 seconds remaining.

### // Spreading it Around

Paxton DeLaurent completed passes to 11 different receivers against Nicholls (Sept. 17). Johnny King (5), Ryan Flournoy (4), Pervis Frazier (3), Dalyn McDonald (2), Danny Joiner (2), Geno Hess (2), Jack Clindenbeard (1), Garrett Todd (1), Shamenski Rucker (1), Will Weidemann (1) and Darrell Smith (1) combined for the Redhawks 23 receptions.

### // Pippin Secures OVC Co-Specialist of the Week Accolades

Kicker DC Pippin shared Ohio Valley Conference Specialist of the Week honors on Sept. 11. Pippin scored 10 points on 2-of-3 field goals and a perfect 4-of-4 extra points against #17 Southern Illinois (Sept. 10). He split the uprights from 50 and 45 yards, respectively. Pippin's 50-yard field goal tied the game with 4:19 remaining in the third quarter. His 45-yard kick then gave SEMO the lead five seconds into the fourth period. Pippin also kicked off five times for 294 yards, averaging 58.8 yards per kickoff.

### // 100-Yard Tandem

Johnny King and Ryan Flournoy each finished with over 100 receiving yards at #17 Southern Illinois (Sept. 10). King caught 14 passes for 125 yards and two touchdowns, while Flournoy made 10 catches for 145 yards and one touchdown. It was the first time Southeast Missouri had a pair of 100-yard receivers in a game since 2018 (Jerrick Orr 121 yards and Colby Cornett 115 yards at Tennessee Tech). It also marked the second time King scored multiple touchdowns in a game.

### // It's Been Awhile

Paxton DeLaurent's 332 passing yards against #17 Southern Illinois (Sept. 10) were the most by a Southeast Missouri quarterback in four years. That total is the highest since Daniel Santacaterina threw for 386 yards at UT Martin during the 2018 season.

### // Vick Does it Again

Missouri State transfer Damoriea Vick caught a touchdown pass in each of Southeast Missouri's two games this season. Vick caught the game-winning 2-yard touchdown pass against #17 Southern Illinois (Sept. 10). He previously faced the Salukis three other times in his career, but never scored a touchdown against them until this year.

### // Top-10 in the FCS

As a team, Southeast Missouri ranks among the top-10 in the Football Championship Subdivision in blocked kicks (5th, 2), blocked punts (9th, 1), blocked punts allowed (1st, 0), punt return defense (7th, -0.33) and sacks allowed (7th, 0.75). Individually, Dalyn McDonald ranks among the top-10 in kick return yards (3rd, 343), kick return TDs (2nd, 1) and kick return average (10th, 26.8); Lawrence Johnson is ninth in passes defended (1.8 per game); Paxton DeLaurent is eighth in passing yards (1,115), 10th in passing yards per game (278.8), 10th in points responsible for (72) and seventh in total offense (317.2 ypg); Johnny King is sixth in receptions per game (7.5); and Garrett Todd is first in punt return TDs (1).

### // Atop the OVC

Johnny King leads the Ohio Valley Conference in receptions per game (7.5), Paxton DeLaurent is first in total offense (317.2 ypg), Dalyn McDonald is first in kick return average (26.8 ypr) and DC Pippin is first in PAT kicking percentage (16-of-16, 1.00 pct.). Team wise, Southeast Missouri leads the league in total defense (383.2 ypg allowed), rushing defense (93.5 ypg allowed), kickoff returns (23.1

ypg), first downs (86) and third-down conversions (26-of-58, 44.8 pct.).

### // Division I Debuts

A total of 23 players saw their first NCAA Division I action during Southeast Missouri's season-opener at Iowa State (Sept. 3). Harris Adams, McKel Brumfield, Nasim Cairo, Jack Clindenbeard, Judd Cunningham, Paxton DeLaurent, Slade Dollar, Ryan Flournoy, Chris Frye, Christian Fuhrman, Eric Ivory Jr., Michael Jamerson, Danny Joiner, Joedrick Lewis, Zach Martin, Dalyn McDonald, Henry Pickens III, Kobe Sixkiller, Darrell Smith, Braden Thompson, Ja'Kobe Watkins, Caleb Webb and JaQori Williams formed that group.

### // First Career Start

Newcomer Paxton DeLaurent, the ninth transfer quarterback to start a season-opener with Tom Matukewicz at the helm, played strong in his first career Division I start. DeLaurent completed 19-of-38 passes for 222 yards and a touchdown, and finished as Southeast Missouri's top rusher with 74 yards at Iowa State (Sept. 3). He averaged 6.2 yards per carry and threw his first career touchdown pass as a Redhawk late in the second quarter.

### // Vick Scores First Touchdown

The Redhawks first touchdown of the 2022 season went to first-year Southeast Missouri wide receiver Damoriea Vick. Vick, who played the last three years at Missouri State, caught an 11-yard pass from Paxton DeLaurent for the Redhawks first points with just under two minutes left in the second quarter.

### // Add it to the Highlight Reel

Iowa Western Community College transfer Ryan Flournoy made a splash in his Southeast Missouri debut at Iowa State (Sept. 3). Flournoy hauled in a spectacular 41-yard catch over two defenders to set up the Redhawks



## 2022 SOUTHEAST MISSOURI FOOTBALL NOTES

**LINDENWOOD // OCT. 1**

only touchdown of the game. He registered a team-high 56 yards on three catches against the Cyclones.

### // Nice Response

Down, 21-0, Southeast Missouri scored 10 points in a quick 2:27 to close out the first half at Iowa State (Sept. 3). After Damorie Vick caught an 11-yard touchdown pass with 1:59 left in the second quarter, Joedrick Lewis picked off Hunter Dekker's pass on the second play of ISU's ensuing drive. Lewis ran his interception back 27 yards to the Cyclones 7-yard line. DC Pippin later kicked a 23-yard field goal to narrow ISU's lead to 21-10 at the intermission.

### // Johnson Matches Career-High

Safety Lawrence Johnson matched a career-high 12 tackles in his first start of the 2022 campaign. Johnson collected 10 solo stops and recorded double-digit tackles for the fourth time in his career.

### // Season 118

The 2022 campaign is Southeast Missouri's 118th season of college football. SEMO is in its 32nd season at the NCAA Division Football Championship Subdivision (FCS) level. The Redhawks joined the FCS in 1991 and are 133-220 with two Ohio Valley Conference titles (2010, 2019) and three NCAA Playoff appearances (2010, 2018, 2019) as a Division I program.

### // DeLaurent Wins Starting Quarterback Job

Newcomer Paxton DeLaurent will be Southeast Missouri's starting quarterback when the Redhawks take the field for Saturday's season-opener at Iowa State. DeLaurent edged CJ Ogbonna in a tight race that wasn't decided until Aug. 22. Ogbonna started every game under center for SEMO a year ago. DeLaurent enjoyed a lot of success the previous two seasons at Central Methodist University. There, he earned Heart of America All-Conference honors after completing 171-of-349 passes for 2,499 yards and 25 touchdowns in 2021.

DeLaurent was also the Eagles top rusher with 553 yards and seven more touchdowns.

### // Transfer Quarterbacks

A transfer has started at quarterback in all nine of Southeast Missouri's season-opening games with Tom Matukewicz at the helm. Kyle Snyder (Ohio University, 2014), Tay Bender (Iowa Western CC, 2015), Jesse Hosket (East Central CC, 2016, 2017), Daniel Santacaterina (Northern Illinois, 2018, 2019), Andrew Bunch (Nebraska, 2021 spring), CJ Ogbonna (Hutchinson CC, 2021 fall) and Paxton DeLaurent (Central Methodist, 2022) form that group.

### // Redhawks Picked Second in OVC Preseason Poll

Southeast Missouri was picked second in the 2022 Ohio Valley Conference Preseason Poll selected by the league's Head Coaches and Communication Directors. SEMO accumulated 59 points and three first-place votes behind UT Martin (70 pts., 10 first-place votes). Murray State (51 pts.), Tennessee State (46 pts., 1 first-place vote), Tennessee Tech (29 pts.), Eastern Illinois (20 pts.) and first-year OVC member Lindenwood (19 pts.) complete the seven-team predicted order of finish. This is the final year Murray State is a member of the OVC. The Racers will be in the Missouri Valley Football Conference starting in 2023.

### // Hess Named OVC Preseason Offensive Player of the Year

One of the best tailbacks in the Football Championship Subdivision is at Southeast Missouri in senior Geno Hess. Hess was named the Ohio Valley Conference Preseason Offensive Player of the Year after leading the league with 1,116 yards, 14 touchdowns and 111.6 yards per game last season. He landed a spot on this year's Lindy's, Stats Perform and HERO Sports Preseason All-America teams and is one of 35 players on the 2022 Walter Payton Award Preseason Watch List.

### // All Aboard the Hess Express

Geno Hess is in position to do some major damage in Southeast Missouri's record book. Hess is 706 yards away from becoming SEMO's all-time leading rusher and five touchdowns from breaking the school's career rushing touchdowns mark. Hess (2,687 yards) is chasing Kelvin Anderson's 3,392 rushing yards, a record that has stood for 28 years. Anderson played with the Redhawks from 1992-94. Meanwhile, Walter Smallwood (1965-68) holds the program's record of 36 career rushing touchdowns. Hess is presently fourth behind Anderson on the career rushing list and second behind Smallwood with 33 TDs.

### // Haynes Makes Augusta Sports Council FCS Punter of the Year Preseason Watch List

Southeast Missouri's Zach Haynes is one of 22 candidates on the Augusta Sports Council 2022 FCS Punter of the Year Award Preseason Watch List. The award honors the nation's top collegiate punter in the FCS. The candidates on the list incorporate a broad spectrum of Football Championship Subdivision (FCS) punters. The 2022 watch list was compiled based on the 2021 FCS Punter of the Year watch list, the 2021 All-Conference teams, the 2021 All-America teams and the 2022 preseason All-Conference teams. A native of Potosi, Missouri, Haynes earned preseason All-Ohio Valley Conference accolades. He was a semifinalist for the FCS Punter of the Year Award after averaging 41.2 yards per punt last season. The FCS Punter of the Year Award winner will be voted on by the FCS Punter of the Year/Ray Guy Award Committee and will be announced after regular season play commences.



### // Please Read

Paxton DeLaurent's path to Southeast Missouri started with a hand-written letter from his mother, Heather. Heather's letter reached the Cape Girardeau home of Head Coach Tom Matukewicz. When Matukewicz received the letter in his mailbox, the Redhawks began recruiting DeLaurent and later signed him to a National Letter of Intent.

### // Six Redhawks Earn Preseason All-OVC Honors

Six Redhawks earned Preseason All-Ohio Valley Conference honors ahead of the 2022 season. Running back Geno Hess, wide receiver Johnny King, offensive tackle Nate Korte, center Zack Gieg, inside linebacker Bryce Norman and punter Zach Haynes all landed a spot on this year's team.

### // Lots of New Faces

Southeast Missouri's roster includes 52 newcomers, 43 of which are freshmen. The Redhawks have a total of 106 players on their roster going into the 2022 season.

### // Matukewicz Momentum

Tom Matukewicz is in his ninth year as Southeast Missouri's head coach in 2022. With a total of 44 wins and 33 in Ohio Valley Conference play, Matukewicz has more victories than any head coach in SEMO's NCAA Division I era. He also guided the Redhawks to one OVC title (2019) and two FCS Playoff appearances (2018, 2019). Matukewicz is 44-50 and 33-27 in the OVC as SEMO's head coach.

### // 29 Wins

Since the start of the 2018 season, Southeast Missouri accumulated 29 wins, most in the Ohio Valley Conference during that span. UT Martin is next with 23 victories. Murray State (20), Tennessee State (14), Tennessee Tech (12) and Eastern Illinois (7) round out the league.

### // Big 2022 Class

Southeast Missouri's 2022 recruiting class consists of 38 players. It is the largest recruiting class in SEMO football history. Of that group, 11 were mid-year transfers who participated in spring drills.

### // NFL Watch

Several NFL teams have visited Cape Girardeau to check out the Redhawks. Sixteen teams, including the Arizona Cardinals, Los Angeles Rams, San Francisco 49ers, Los Angeles Chargers, Miami Dolphins, Baltimore Ravens, Washington Commanders, Green Bay Packers, Cleveland Browns, Indianapolis Colts, Houston Texans, Las Vegas Raiders, Denver Broncos, Seattle Seahawks, Philadelphia Eagles and Minnesota Vikings have stopped by practices. Southeast Missouri's players getting looks are Geno Hess (RB), Johnny King (WR), Ryan Flournoy (WR), Shyron Rodgers (OL), Lawrence Johnson (DB), Trai Hodges (DB), LaWilliam Holmes (DL), Jordan Cole (OLB) and Damorie Vick (WR).

### // Defensive Line Preview

Southeast Missouri's defensive line wants to be game changers in the passing game this season. SEMO has a nice mix of youth and experience that should help this group be

much more disruptive in pass rush situations. Steven Lewis is the lone everyday D-line starter back from 2021. Seniors Lunden Manuel and LaWilliam Holmes along with sophomore Sam Keeper had some starting experience a year ago as well. Lewis notched 28 tackles, 1.5 tackles for loss and two pass breakups in 10 starts.

### // Offensive Line Preview

The formula for the Redhawks offensive line is simple. Run the football, protect the quarterback and win football games. Southeast Missouri's offensive line is polished, poised and confident behind Preseason All-Ohio Valley Conference selections and returning starters Nate Korte and Zack Gieg. Korte begins his sixth year (due to COVID-19) as the mainstay at right tackle. He is in his fourth season starting at that position where he has accumulated 30 starts. Korte was a Second-Team All-OVC pick in 2021. Gieg, a First-Team All-OVC selection last season, logged 10 starts in his first year with the Redhawks. He transferred to SEMO from Fresno State. Fellow returnees Terry Cook (left tackle) and Shyron Rodgers (left guard), along with newcomer Kobe Sixkiller (right guard) are expected to start Saturday. SEMO had the OVC's second-best rushing offense with 195.1 yards per game in 2021.





## 2022 SOUTHEAST MISSOURI FOOTBALL NOTES

**LINDENWOOD // OCT. 1**

### // Tight Ends Preview

Southeast Missouri's tight ends are prepared to help in whatever role is expected of them to ensure the offense is as productive as possible. Cole Cook, who isn't too far removed from his playing days at North Carolina State (2014-17), is relishing his role as Redhawks first-year tight ends coach. Senior Will Weidemann is back as SEMO's starting tight end. Weidemann made 11 receptions for 96 yards and two touchdowns in 10 starts during the 2021 campaign. Behind Weidemann is sophomore Danny Joiner who did not play at Army a year ago. The tight ends impact on SEMO's running game will again be a high priority.

### // Specialists Preview

One reason why Southeast Missouri's special teams have been so good over the years is because of their tireless attention to detail. SEMO returns one of the best punters in the Ohio Valley Conference in Preseason All-OVC selection Zach Haynes. A two-time First-Team All-OVC pick, Haynes led the OVC with 66 punts and ranked third in punting average (41.2 ypp) a year ago. Adam Krause shared kickoff duties in 2021. As far as placekicking goes, newcomer Jorge Figueroa is projected to assume starting duties.

### // Secondary Preview

The backend of Southeast Missouri's defense is loaded with experience and when the secondary is at the top of its game, it can be one of the best in the country. Seven of the eight defensive backs on SEMO's two-deep saw significant reps last season and four return with starting experience between the safety and cornerback spots. Lawrence Johnson is one of the more prominent threats. Johnson played in the first six games and made three starts at strong safety. He finished with 23 tackles before sustaining a season-ending shoulder injury.

Ty Leonard and Trai Hodges are also back after each started 10 games in 2021.

### // Receivers Preview

Southeast Missouri has an exciting group of wide receivers with the playmaking ability and athleticism to take this year's offense to a whole new level. Five of the six listed on the depth chart are upperclassmen. Preseason All-Ohio Valley Conference senior Johnny King is SEMO's top receiver. King caught 24 passes for a team-high 449 yards and five touchdowns last season. Alongside King in the Redhawks three-receiver set will be newcomers Damoriea Vick and Ryan Flournoy. Vick transferred to SEMO from Missouri State where he played three seasons. Flournoy was Iowa Western Community College's leading receiver with 32 catches for 545 yards and five touchdowns in 2021.

### // Linebackers Preview

The Redhawk linebackers have gone through a bit of transition with Connor Benado and Tim Billings coaching those areas for the first time. Benado takes over the inside linebackers and Billings is in his first year overseeing the outside. Southeast Missouri returns its top defensive player at middle linebacker in sophomore Bryce Norman. Norman, a Preseason All-Ohio Valley Conference pick, started the final seven games of last season and led the Redhawks with 66 stops. He also ranked second on the team with 7.5 tackles for loss and claimed HERO Sports and Phil Steele Freshman All-America accolades. Mali Walton or Christian Fuhrman could start at the other inside linebacker spot. Northern Illinois transfer Jordan Cole, Mike Matthews and Keilyn Tyus vye for the starting job at field outside linebacker. At the rush position, senior Keandre Booker has the edge. Billings is back in Cape Girardeau for his second coaching stint. With over 40 years of experience, he was SEMO's head coach from 2000-05 and returns following five seasons at Southern Mississippi.

### // Running Backs Preview

Southeast Missouri's backfield features one of the nation's best in senior Geno Hess. Hess, the Preseason Ohio Valley Conference Offensive Player of the Year, was the league's leading rusher with 1,116 yards, 14 touchdowns and 111.6 yards per game in 2021. He is on pace to become SEMO's all-time leading rusher. Complementing Hess at tailback is Shamenski Rucker. Newcomer Darrell Smith is also getting reps.

### // Quarterbacks Preview

The Redhawk quarterbacks are used to dealing with lots of pressure. How they embrace it and go about their business is what's going to give this year's team the best chance to do something special. Junior Paxton DeLaurent will start under center in his first year at the NCAA Division I level. DeLaurent enjoyed success over the last two seasons at Central Methodist. There, he threw for 2,499 yards and 25 touchdowns, and was the Eagles leading rusher with 553 yards and seven scores in 2021. CJ Ogbonna is back after starting all 11 games at quarterback a year ago. Jacob Buie, Christian Perez, Patrick Heitert and Carson Smith are the rest of SEMO's signal-callers.

### // Redhawks Establish Partnership to Sack Hunger During 2022 Football Season

The Southeast Missouri Department of Athletics is teaming up with the Southeast Missouri Food Bank, Sikeston Jaycees, TAG Truck Center and Ford & Liley Countertops to Sack Hunger this upcoming 2022 football season. For every quarterback sack against opposing teams this year, Sikeston Jaycees, TAG Truck Center and Ford & Liley Countertops will each donate \$100 to the Southeast Missouri Food Bank. Every \$1 donated to the Southeast Missouri Food Bank provides four meals, which means each Redhawk sack will supply 1,200 meals to families facing hunger in the southeast Missouri region. River Radio, the official





radio broadcast partner of SEMO Athletics, will also support the campaign by airing public service announcements during Redhawk football broadcasts throughout the 2022 campaign. Fans who wish to join the Redhawks in the fight against hunger can donate to the Southeast Missouri Food Bank at [SEMOFoodBank.org](http://SEMOFoodBank.org).

#### **// Redhawks in Professional Football**

Four former Southeast Missouri players are presently on active NFL rosters. Cornerback Mike Ford is with the Atlanta Falcons, wide receiver Kristian Wilkerson is with the New England Patriots, offensive lineman Drew Forbes is with the Detroit Lions and linebacker Mark Robinson is with the Pittsburgh Steelers. Two other former Redhawks are playing in the USFL. Defensive end Aaron Adeyoe is with the Birmingham Stallions and defensive tackle Josh Avery is with the Houston Gamblers.

#### **// Championship Culture**

Southeast Missouri Athletics has reached unprecedented success. Since the start of the 2019 calendar year, Redhawk teams have won a combined 17 Ohio Valley Conference titles, most in the league in that stretch. Nine of SEMO's 10 head coaches have won OVC Coach of the Year honors along the way. In 2020-21, the Redhawks claimed the OVC Commissioner's Cup for the first time ever.



## 2022 SOUTHEAST MISSOURI FOOTBALL NOTES

**LINDENWOOD // OCT. 1**

---



## First Phase of Construction for Houck Multiuse Complex Moves Forward

**S**outheast Missouri State University's Board of Governors authorized the administration to proceed with awarding a contract to Fager-McGee Commercial Construction during its meeting on Aug. 23 for the first phase of a new transformational Houck multiuse complex.

The \$15,978,100 contract includes the construction and replacement of the south sideline and grandstand of Houck Field as well as new seating, turf replacement, concession stands, restrooms, ADA access, and associated HVAC, mechanical and other systems work.

"We are thrilled to move forward with the first phase of this project that will improve our football and soccer facilities which were over 90 years old," said SEMO Director of Athletics Brady Barke.

Barke says in addition to benefitting the football and soccer programs, the new facility will increase the fan experience as well. The full Houck Project will offer not only improved athletic facilities but also needed academic spaces.

"When we talk about the Houck Project, we aren't just talking about the stadium," said Dr. Carlos Vargas, president of Southeast Missouri State University. "It is a multiuse complex that will include a facility with classrooms, labs, and offices to support STEM, health, life, and allied health sciences research, and academic programs."

More specifically, potential laboratories incorporated into the new facility may include an allied health laboratory, a biology (physiology) lab, a virtual anatomy laboratory, and a life science (biomechanics) laboratory.

Last fall, the University and the Southeast Missouri University Foundation identified approximately \$12 million to initiate the project. This summer, Southeast received \$11 million from the State of Missouri approved by Governor Mike Parson for the complex.

Vargas says an economic impact study completed last year by an international labor market analytics firm (EMSI) found the investment won't only benefit Southeast but also the region in significant ways.

"The study found the multiuse complex would add \$31 million to the economy including the construction spending impact as well as the long-term visitor spending impact which is projected to increase by nearly a quarter million dollars per year," said Vargas.

Barke said, "Once construction is underway, discussions will begin on design of the remaining phases, which will give us additional details on cost, so we can start work to fully fund the complete project."

Phase one of the project has an anticipated completion date of August 2023.



## 2022 SOUTHEAST MISSOURI FOOTBALL NOTES

### MEDIA INFORMATION

#### // 2022 Honors & Awards

##### Captains

Paxton DeLaurent, QB  
Ryan Flournoy, WR  
Geno Hess, RB  
Lawrence Johnson, DB  
Nate Korte, OL  
Lunden Manuel, DL

##### Lindy's Preseason All-America Team

Geno Hess, RB

##### Stats Perform Preseason All-America Team

Geno Hess, RB (Third-Team)

##### Walter Payton Award Preseason Watch List

Geno Hess, RB

##### CFPA National Performer of the Year Watch List

Geno Hess, RB

##### Augusta Sports Council FCS Punter of the

##### Year Preseason Watch List

Zach Haynes

##### HERO Sports All-America Team

Geno Hess, RB (Third-Team)

##### Preseason All-OVC

Geno Hess, RB, Offensive Player of the Year  
Johnny King, WR  
Nate Korte, OL  
Zack Gieg, OL  
Bryce Norman, ILB  
Zach Haynes, P

##### OVC Offensive Player of the Week

Paxton DeLaurent, QB, Sept. 11

##### OVC Defensive Player of the Week

Bryce Norman, ILB, Sept. 18

##### OVC Newcomer of the Week

Paxton DeLaurent, QB, Sept. 11  
Paxton DeLaurent, QB, Sept. 18  
Paxton DeLaurent, QB, Sept. 25

##### OVC Specialist of the Week

DC Pippin, K, Sept. 11  
Dalyn McDonald, RS, Sept. 25



#### // Strategic Communications

The Southeast Missouri Strategic Communications Office is always willing to assist the media with their coverage of Redhawk football. All media and credential requests should be made to Assistant Director of Athletics Jeff Honza. Should you need any information, feel free to call anytime, day or night. Honza can be reached at (573) 651-2933 (work) or (618) 528-1145 (mobile).

#### // In-Season Interview Policy

All of Southeast Missouri's football student-athletes and coaches will be available to the media throughout the 2022 season. Interviews should be arranged through the Southeast Missouri Strategic Communications Office. Interviews with players and coaches will be conducted either by phone or in-person after practice on Tuesdays and Wednesdays during the season. Please let the Strategic Communications Office know at least 24 hours in advance so interview arrangements can be made. Practices generally run from 3:30-5:30 p.m. during the season.

#### // Credentials

Credentials are required for all media at Houck Field. To request season or single-game credentials, please contact Jeff Honza in the Southeast Missouri Strategic

Communications Office by phone at (573) 651-2933 or email at redhawk1@me.com/jhonza@semo.edu. Credentials can be picked up at the will call table located at the north side of Houck Field. Southeast Missouri follows the guidelines set forth by the NCAA governing the issuance of credentials. Credentials will be issued to accredited sports writers of daily and weekly newspapers. Photo credentials will be issued to accredited members of the photo media working for newspapers and television stations. All credential requests should come from sports editors, directors or anchors. Spouses, dates and minors will not be permitted in the Press Box or the sidelines of Houck Field. Any unauthorized use of credentials will result in revocation of credentials issued by Southeast Missouri State University and credential requests will not be honored for future SEMO athletic events.

#### // Press Box Space

Due to the ongoing construction at Houck Field, there is currently no press box space available for media. Southeast Missouri's Strategic Communications Department will make every effort to assist media with their coverage under these challenging circumstances.



**// SEMORedhawks.com**

Southeast Missouri's official athletics website is updated daily and information on all 15 sports is available. Complete schedule, results, coaches and player bios, and other information can be accessed.

**// Postgame Interviews**

The Southeast Missouri Strategic Communications staff will make student-athletes available to the media at the conclusion of each game. Postgame press conferences will be held in the Knox Media Room in Houck Field House. Coach Matukewicz's first postgame responsibility after meeting with the team is his live radio show.

**// Photographers**

Please observe NCAA regulations and shoot from the designated areas assigned at Houck Field. Photographers are not permitted to shoot in the official team areas. Photographers must display their credentials at all times and shoot from behind the dash lines outside the team areas.

**// Live Stats**

StatBroadcast Live is the exclusive live statistics platform of Southeast Missouri football. Live stats can be accessed at **Statb.us/I/SEMO**.

**// Redhawks on ESPN+**

The Ohio Valley Conference and ESPN have a media rights agreement, which includes a minimum of 600 conference events on ESPN+, the multi-sport, direct-to-consumer subscription streaming service from The Walt Disney Company Direct-to-Consumer & International segment and ESPN. Select Southeast Missouri baseball games air live on ESPN+. ESPN+ offers fans thousands of additional live events, on-demand content and original programming not available on ESPN's linear TV or digital networks.

ESPN+ is an integrated part of the completely redesigned ESPN App. ESPN+ is also available through ESPN.com.

**// Redhawks Radio Network**

All Southeast Missouri football games will be broadcast live on the radio at Real Rock 99.3 FM (KCGQ) and online at SEMORedhawks.com. Erik Sean returns for his 23rd year as the "Voice of the Redhawks." Sean is the Director of Sports Operations for Mississippi River Radio's eight radio stations in Cape Girardeau. Sean will be assisted by former SEMO quarterback Rick Wieser (color analyst) at all home games.

Radio Network Affiliates

Real Rock 99.3 FM (KCGQ) (Flagship)  
ESPN 93.5 FM (K228FX)  
ESPN 1220 AM (KGIR)  
ESPN 1470 AM (KMAL)

**// Football Radio Show**

Southeast Missouri's football radio show will be on Mondays at Wings Etc. with shows at the Cape Girardeau (3047 William Street), Jackson (2003 E. Jackson Blvd.) and Dexter (529 N. Walnut) locations during the season. The radio show airs live from Noon-1 p.m., CT, on ESPN 93.5 FM and 1220 AM each week. You can also watch all of Southeast Missouri's football radio shows live online at SEMOESPN.com.

Radio Show Schedule

August 26 (Cape Girardeau)  
September 5 (Cape Girardeau)  
September 12 (Jackson)  
September 19 (Dexter)  
September 26 (Cape Girardeau)  
October 3 (Jackson)  
October 10 (Cape Girardeau)  
October 17 (Cape Girardeau)  
October 24 (Jackson)  
October 31 (Cape Girardeau)  
November 7 (Cape Girardeau)  
November 14 (Jackson)  
November 21 (Cape Girardeau)

**// OVC Content Gathering Sessions**

Zoom sessions with all Ohio Valley Conference Head Football Coaches will be conducted each week beginning Aug. 30. The sessions will be on Tuesdays. Southeast Missouri's Tom Matukewicz will be on the call from 11:20-11:30 a.m., CT every week. If you have questions or need more information, contact Kyle Schwartz at (615) 690-6685 or [kschwartz@ovc.org](mailto:kschwartz@ovc.org).

**Zoom Link:** <https://us02web.zoom.us/j/85802056731?pwd=cUF4QXNvQVZiROk5SRStyOE9LVzJTQT09>



## 2022 SOUTHEAST MISSOURI FOOTBALL NOTES

### HEAD COACH TOM MATUKEWICZ



// Head Coach  
// Ninth Year  
// Fort Hays State, 1997



## Tom MATUKEWICZ

**L**ove, Effort, Attitude and Discipline (L.E.A.D) are the pillars of Tom Matukewicz's process-driven Southeast Missouri football program.

Matukewicz begins his ninth year as the Redhawks head coach in 2022. He guided his teams to one Ohio Valley Conference title (2019), two NCAA Football Championship Subdivision Playoff appearances (2018, 2019) and the school's only FCS Playoff win (2018). Matukewicz has seven wins over nationally-ranked FCS opponents, most of any head coach in SEMO history. Additionally, he holds the most wins (41) and OVC victories (33) of any head coach during the school's NCAA Division I era.

SEMO put together four-straight winning seasons in OVC play, another program first for Matukewicz. The Redhawks put together back-to-back nine-win campaigns for the first time in program history when they finished at 9-4 each of the 2018 and 2019 seasons. SEMO went a combined 12-1 at home over that span, as well.

A year ago, the Redhawks tied for second in the OVC with a 4-2 record marking the third time in

the last four seasons where they finished either first or second in the league standings.

SEMO led the OVC in kick returns (25.7 ypr), fourth down conversions (10-of-15, 66.7 pct.), opponent fourth down conversions (10-of-23, 43.5, pct.), red zone offense (33-of-33, 1.00 pct.) and red zone defense (31-of-40, 77.5 pct.). The Redhawks led the FCS in red zone offense as one of only two teams in the country that converted all of its chances inside the 20-yard line.

The Redhawks also ranked second among OVC leaders in rushing offense (195.1 ypg), punting (38.8 ypp), PAT kicking (36-of-37, 97.3 pct.) and turnover margin (+6).

In a challenging year brought on by a global COVID-19 pandemic, SEMO finished its abbreviated 2020 season with an overall record of 4-4 and took fourth in the OVC with a 4-3 mark.

Under Matukewicz, SEMO has ranked among the nation's Top-25 teams in the FCS STATS Media or American Football Coaches Association (AFCA) Polls a total of 18 weeks, including two in 2020, 13 in 2019 and three in 2018.

The Redhawks achieved their highest ranking of #12 in the Sept. 2 and Nov. 25 STATS Media Polls during the 2019 campaign. SEMO ranked #13 and #17 in the final STATS Media Polls in 2018 and 2019, respectively.

Every year that Matukewicz has been head coach at SEMO, the Redhawks finished among the top two in the OVC in either red zone defense, sacks, turnover margin, third down defense or interceptions.

In 2020, SEMO led the OVC and rated eighth in the nation in red zone defense. The Redhawks also ranked eighth in the FCS with 10 interceptions.

The 2019 Redhawks topped the OVC and ranked 20th nationally in interceptions (14). SEMO rated second in the league in red zone defense and had 24 takeaways, which ranked third among conference foes.

Matukewicz's 2019 squad claimed a share of the OVC title and advanced to the FCS Playoffs for the second-straight year. The Redhawks went 7-1 in conference play en route to just their second OVC crown in school history and first since 2010.

The Redhawks upended then-#14 Jacksonville State on the road becoming the first team to beat JSU in Jacksonville, Alabama in SEMO's Division I era. Matukewicz became the first head coach to knock off the Gamecocks in back-to-back seasons during the school's entire Division I tenure (since 1991). Additionally, the Redhawks ended JSU's 36-game

winning streak in OVC play and 32-game winning streak in home regular-season contests.

SEMO's lone conference blemish that year came on the road at Austin Peay, which shared the regular-season championship with the Redhawks. After that, SEMO won its final six games of the season and hoisted the trophy following a 31-24 home victory over rival Murray State. The Redhawks closed out 2019 with a loss to Illinois State during the first round of the FCS Playoffs in Cape Girardeau.

In 2018, SEMO's program turned the corner with a historic season that saw Matukewicz guide the Redhawks to a 9-4 overall record, second-place finish in the OVC and the school's first NCAA FCS Playoff berth in eight years..

The Redhawks knocked off two ranked opponents and posted their first postseason victory when they toppled #15 Stony Brook in the first-ever NCAA Playoff game played at Houck Field.

The Redhawks nearly swept the league's coveted specialty awards as Matukewicz was named OVC Coach of the Year, linebacker Zach Hall was tabbed Defensive Player of the Year and running back Marquis Terry was selected Offensive Player of the Year.

Statistically, the Redhawks led the FCS in turnover margin (+1.85), turnovers gained (36), interceptions (23), blocked punts allowed (0) and fumbles lost (1). SEMO also led the OVC in 13 different categories.



Along the way, SEMO broke six single-season school records, including points scored (482), points per game (37.1), touchdowns (63), total plays (891) and all-purpose yards (7,094).

Six players earned All-America recognition. Hall, who became SEMO's first player to win the Buck Buchanan National Defensive Player of the Year award, was named to eight All-America teams alone. Forbes, Terry, Bydarrius Knighten, DJ Freeman and Zion Custis were the Redhawks other All-America honorees.

Nine individuals garnered All-OVC accolades. Daniel Santacaterina, Terry, Forbes, Hall and Knighten were first-team selections, while Clarence

Thornton, Justin Swift, Kristian Wilkerson and Lucas Orchard were second-team picks.

SEMO went a perfect 6-0 at home and later won 13 in a row at Houck Field prior to its first-round FCS Playoff loss to Illinois State (Nov. 30, 2019).

Following the 2018 campaign, Matukewicz received a contract extension through Jan. 31, 2023.

"Coach Matukewicz has a special ability to develop young men both on and off the field, said Director of Athletics Brady Barke. "He is building a championship caliber football program, and we have a great opportunity to build upon our recent success. We have seen firsthand the positive impact that a successful football program can have on our

University and community and I'm excited to have him lead our program into the future."

SEMO led the OVC and ranked sixth in the FCS with 37 sacks in 2017. The Redhawks also finished among the top four teams in the league in scoring defense (21.8 ppg allowed), rushing offense (4th, 137.7 ypg), kickoff returns (3rd, 22.8 ypr), punt return average (3rd, 10.1 ypr), sacks allowed (3rd, 14), fourth-down conversions (3rd, 50 pct.), turnover margin (2nd, +3) and red zone defense (4th, 75 pct.).

Four Redhawks, including Kendall Donnerson (first-team), Terry (first-team), Hall (second-team) and Forbes (second-team) garnered All-OVC accolades. Donnerson was later drafted by the Green Bay Packers, becoming the first SEMO player to be drafted in 14 years.

In 2016, SEMO lost four games by a combined 12 points en route to finishing with an overall record of 3-8.

The Redhawks ranked third in the OVC in both scoring defense (24.4 ppg allowed) and rushing defense (138.5 ypg allowed), and boasted the league's second-best red zone defense. Five Redhawks, including Chad Meredith (first-team), Alex Knight (first-team), Cameron Sanders (first-team), Will Young (second-team) and Jesse Hosket (all-newcomer) earned All-OVC honors.

SEMO completed its 2015 campaign ranked among the top three teams in the OVC in rushing offense (2nd, 182.9 ypg), kickoff returns (20.6 ypr), punt

return average (3rd, 9.6 ypr), kickoff coverage (2nd, 40.6 net avg.), sacks (2nd, 31), fourth down conversions (2nd, 60 pct.) and turnover margin (1st, +10). The Redhawks 31 sacks were third-most in a season. In addition, SEMO led the league in turnover margin after ranking last in that category the year before. The Redhawks faced four ranked teams and lost four games by a combined 14 points last season, as well.

Individually, Dante Vandeven, Tremane McCullough, Paul McRoberts, Garret Baker, Mike Ford, Knight and Roper Garrett earned All-OVC honors in 2015.

Vandeven was the league's Freshman of the Year, McCullough and McRoberts were first-team selections and Baker, Garrett, Knight and Ford were second-team picks.

McRoberts went on to sign as an undrafted free agent with the Los Angeles Rams and was then signed to the team's active roster on Dec. 23, 2016. McRoberts was on the practice squad for the Canadian Football League's Saskatchewan Roughriders from 2019-21.

Six others who played under Matukewicz at SEMO are or were in the professional football ranks. Josh Avery (Seattle Seahawks) and Kristian Wilkerson (Tennessee Titans, New England Patriots) signed as undrafted free agents shortly after the 2019 NFL Draft. Mike Ford (Detroit Lions, Denver Broncos, Atlanta Falcons), Drew Forbes (Cleveland Browns) and Wilkerson are currently on







## 2022 SOUTHEAST MISSOURI FOOTBALL NOTES

### HEAD COACH TOM MATUKEWICZ

active NFL rosters. Forbes was SEMO's second-highest draft pick in program history.

Presently a free agent, Kendall Donnerson had stints with the Green Bay Packers, Las Vegas Raiders, Cincinnati Bengals and Carolina Panthers. Meanwhile, Shabari Davis signed as an undrafted free agent with the Jacksonville Jaguars following the 2022 NFL Draft.

A native of Silver Lake, Kansas, Matukewicz hit the ground running during his head coaching debut in 2014.

That year, SEMO celebrated two wins over ranked opponents, beating then-#3 Southeastern Louisiana and then-#20 Tennessee State. Southeastern Louisiana was the highest-ranked opponent SEMO has ever beaten and the 2014 campaign marked the first time the Redhawks knocked off

two ranked opponents in one season.

After those wins, SEMO moved to No. 23 in the Oct. 6, 2014 Sports Network Poll, claiming its first Top 25 ranking since the end of the 2010 season.

Statistically, the Redhawks led the OVC in third down conversion percentage (45.7), fourth down conversion percentage (66.7) and sacks allowed (9).

SEMO was also sixth in the FCS in sacks allowed, 13th in fourth down conversion percentage and 14th in third down conversion percentage.

As a team, the Redhawks scored 384 points, their most in a season since 2002.

The excitement of Matukewicz's brick-by-brick approach generated an increase in home attendance during two

of his first three seasons as head coach.

Matukewicz coached a total of 36 All-OVC performers, including one OVC Offensive Player of the Year (Terry), one OVC Defensive Player of the Year (Hall), one OVC Freshman of the Year (Vandeven), 19 first-team selections and 17 second-team picks during his first seven years as SEMO's head coach. McRoberts became the first Redhawk player invited to the Reese's Senior Bowl, as well.

Off the field, Matukewicz's program is highly visible in the community and often engages in random acts of kindness. He simply uses goodwill to teach his players valuable life lessons.

SEMO teamed up with the Cape Girardeau Police Department to raise money for the Minority Police Academy Scholarship Fund on Oct. 10, 2020. The event raised \$13,000, which helped fund two scholarships.

In 2015, SEMO partnered with Saint Francis Medical Center to announce a new collaboration, taking the Redhawks' Pink Up efforts to a new level.

As part of a Pink Up Jersey Auction, the football team raised over \$75,000 for breast cancer awareness over a four-year period. The Redhawks donned special pink jerseys, each personalized with a name in honor or memory of a survivor or loved one during this special initiative.

Before its 2016 season-opener at Memphis, SEMO visited St. Jude Children's Research Hospital. Redhawk

players, coaches and support staff toured the amazing facility that leads the way the world understands, treats and defeats childhood cancer and other life-threatening diseases. SEMO donated teddy bears and other items along with a check for over \$500 to St. Jude Children's Research Hospital.

On July 21, 2016, Matukewicz organized a Cops and Hawks flag football game which brought a whole community together in light of shootings in the United States. Redhawk players and local law enforcement officials were teammates in the event which raised \$4,500 for BackStoppers, a non-profit organization that provides needed financial assistance and support to the spouses and dependent children of fallen and injured service members in the line of duty.

During SEMO's 2014 season-opener against Missouri Baptist, the Redhawk captains took a No. 14 jersey to midfield for the coin toss to honor the memory of Kaden Robert. Robert was a Kelly High School football player who died in an accidental shooting on June, 2014.

A week later, Michael Douglas, a 16-year old from Kansas, accompanied the Redhawks on the sideline for their game against the Jayhawks on Sept. 6, 2014. Douglas was diagnosed with an interstitial lung disease when he was a year old and has to use an oxygen tank. The teenager initially contacted wide receiver Mike Cyliax for an autograph the summer before the 2014 campaign. Once







Matukewicz heard the story, he wrote Douglas a letter and invited him to the game.

SEMO's football program generously donated to the Nolan Weber Believers 5K & Fun Run/Walk in nearby Jackson. Weber was a soccer player at Jackson High School who fought brain cancer for almost three years (doubling the life expectancy of what his illness normally came with) before he passed away. The contribution went to the Believing Beyond Nolan Weber Foundation that provides financial and/or spiritual/emotional support to children and their families battling cancer and other catastrophic illnesses.

Matukewicz also presented a check to the parents of Dominic Hooper -- a Scott City teen who tied in February, 2014 from injuries sustained in an ATV accident -- during the team's annual spring game.

A tireless worker, Matukewicz brings energy and passion unlike any other. His commitment to excellence and brick-by-brick mantra have the Redhawks soaring to new heights.

Popularly known as "Coach Tuke," Matukewicz was introduced as SEMO's 13th head coach on Dec. 18, 2013. Matukewicz is used to transforming programs into winners and he did just that as an assistant coach at Northern Illinois and Southern Illinois.

While at NIU, Matukewicz helped lead the Huskies to the Mid-American Conference West title in 2010 and an outright

MAC Championship in 2011. Matukewicz was the linebackers coach in 2011 after serving as defensive run-game coordinator for three seasons under then-head coach Jerry Kill.

Matukewicz reached the pinnacle of his NIU stint when he was interim head coach for the Huskies' trip to the 2010 Humanitarian Bowl after Kill accepted the Minnesota job at the end of the season. He led NIU to a commanding 40-17 victory over Fresno State in that game.

Matukewicz was responsible for coordinating the Huskies' run defense during his first three seasons at NIU. In 2010, the Huskies ranked 24th nationally and third in the MAC in rushing defense, allowing 126.5 yards per game. NIU also had the MAC's No. 1 total defense in 2008 and 2009.

In his first year in DeKalb, Matukewicz was part of a staff that turned NIU into the No. 1 scoring and total defense in the MAC, and one of the top 20 units in the country. The Huskies boasted the second-most improved scoring defense in the nation in 2008. That year, NIU allowed only 18 points per game, down from 30.8 the previous season. The Huskies ranked 17th nationally in total defense and was fifth in the country in pass defense.

Before that, Matukewicz spent seven seasons at SIU. As linebackers coach and run-game coordinator, he had a big hand in three Missouri Valley Football Conference championships (2003, 2004, 2005) and five



NCAA Football Championship Subdivision playoff berths (2003, 2004, 2005, 2006, 2007).

Matukewicz was named the 2007 FCS Assistant Coach of the Year by the American Football Coaches Association after helping turn the Salukis into one of the top rushing defenses in the nation. SIU held its opponents to a rushing average below 135 yards per game every year from 2002-07. The Salukis had three of the top-10 rushing defenses in program history during that time.

Matukewicz's 2004 linebacker corps formed the heart of a defense which gave up just 101.7 rushing yards per game, led the nation in scoring defense and allowed 13.2 points per contest. Matukewicz made one more stop at the University of Toledo prior to accepting his first head

coaching job at Southeast.

At Toledo, Matukewicz was defensive coordinator and linebackers coach for the 2012 and 2013 seasons.

In 2012, Matukewicz helped guide a defense that ranked among the top 25 in the nation in fourth-down conversion (9th), red-zone defense (10th), interceptions (18th) and turnovers forced (25th). The Rockets went 9-4 and earned a trip to the 2012 Famous Idaho Potato Bowl.

Matukewicz's defense also featured the nation's leading tackler in linebacker Dan Molls. Molls had 166 tackles, earned First-Team All-MAC honors and became Toledo's first Academic All-American in eight years.

Matukewicz completed his undergraduate work at Fort Hays State. He received his bachelor's degree in



## 2022 SOUTHEAST MISSOURI FOOTBALL NOTES

### HEAD COACH TOM MATUKEWICZ

physical education in 1997 and then earned his master's degree in administration at Pittsburg State.


Matukewicz coached at Fort Hays State (1996-97), Pittsburg State (1997-99),

Coffeyville Community College (1999-2000) and Emporia State (2000-01) prior to his NCAA Division I football tenure.

Matukewicz and his wife, Lenna, have two daughters, Georgia and Shelby.

#### Matukewicz vs. All Opponents

|                         |     |                               |       |
|-------------------------|-----|-------------------------------|-------|
| Arkansas State.....     | 0-1 | Montana State.....            | 0-1   |
| Austin Peay.....        | 5-3 | Murray State.....             | 4-5   |
| Central Arkansas.....   | 1-0 | Nicholls.....                 | 1-0   |
| Dayton.....             | 1-1 | Sam Houston.....              | 0-1   |
| Eastern Illinois.....   | 5-3 | Shorter University (Ga.)..... | 0-1   |
| Eastern Kentucky.....   | 2-4 | Southeastern Louisiana.....   | 1-0   |
| Fresno State.....       | 1-0 | Southern Illinois.....        | 4-5   |
| Illinois State.....     | 0-1 | Stony Brook.....              | 1-0   |
| Indiana State.....      | 0-2 | Tennessee State.....          | 5-2   |
| Iowa State.....         | 0-1 | Tennessee Tech.....           | 5-3   |
| Jacksonville State..... | 2-5 | UT Martin.....                | 5-4   |
| Kansas.....             | 0-2 | Weber State.....              | 0-1   |
| Memphis.....            | 0-1 | West Virginia State.....      | 1-0   |
| Missouri.....           | 0-3 | Total.....                    | 45-50 |
| Missouri Baptist.....   | 1-0 |                               |       |



#### ■ Matukewicz By the Numbers

##### 47 All-Ohio Valley Conference Selections

26 First-Team Selections  
21 Second-Team Selections

##### 44 Wins

Most among SEMO head coaches during NCAA Division I era.

##### 33 OVC Wins

Most among SEMO head coaches.

##### 26 Wins by a Senior Class (2018-2021)

Most of any senior class under a SEMO head coach.

##### 18 Weeks in FCS Top-25 Polls

Matukewicz's teams ranked among the Top-25 in either the FCS STATS Media or AFCA Coaches Polls.

##### 10 All-Americans

Geno Hess, Bryce Norman, Zach Hall, Marquis Terry, Drew Forbes, Kristian Wilkerson, Elijah Swehla, Mike Matthews, Zion Custis, Zach Haynes

##### 8 Wins Over Ranked FCS Opponents

Most of any SEMO head coach.

##### 4 Consecutive Winning OVC Seasons

First time in program history.

##### 2 NFL Draft Picks

Kendall Donnerson, LB, 7th Round, Green Bay (2018)  
Drew Forbes, OT, 6th Round, Cleveland (2019)

##### 2 Nine-Win Seasons

2018 (9-4) • 2019 (9-4)  
Most of any SEMO head coach.

##### 2 FCS Playoff Appearances

2018 • 2019  
Most of any SEMO head coach.

##### 1 Ohio Valley Conference Title

2019



## ■ The Matukewicz File

### Experience:

28th Year (Ninth at SEMO)

### Hometown:

Silver Lake, Kan.

### Birthdate:

August 5, 1973

### Alma Mater:

Fort Hays State, 1997

### Education:

B.S. Physical Education (Fort Hays State)  
Master's Administration (Pittsburg State)

### Date Hired:

December 18, 2013

### Family:

Wife - Lenna  
Children - Georgia, Shelby

### Coaching Experience:

Fort Hays State, DL/ST, 1995-96  
Pittsburg State, OT/TE, 1997-98  
Coffeyville CC, OT/TE, 1999  
Emporia State, DL, 2000  
Southern Illinois, LB/Run Game, 2001-07  
Northern Illinois, Run Game, 2008-10  
Northern Illinois, LB, 2011  
Toledo, Defensive Coordinator, 2012-13  
Southeast Missouri, Head Coach, 2014-pr.

## ■ Matukewicz Year-by-Year Records

| Year | School             | Assignment                   | Record       | Conference Finish | Postseason  |
|------|--------------------|------------------------------|--------------|-------------------|---|
| 1995 | Fort Hays State    | D-Line/Special Teams         | 8-2-2        | -                 | -   |
| 1996 | Fort Hays State    | D-Line/Special Teams         | 7-3          | -                 | -   |
| 1997 | Pittsburg State    | Offensive Tackles/Tight Ends | 9-2          | -                 | NCAA Division II Playoffs                         |
| 1998 | Pittsburg State    | Offensive Tackles/Tight Ends | 7-2          | -                 | -   |
| 1999 | Coffeyville CC     | Offensive Tackles/Tight Ends | 5-5          | -                 | -   |
| 2000 | Emporia State      | Defensive Line               | 6-5          | -                 | -   |
| 2001 | Southern Illinois  | LBs/Run-Game Coordinator     | 1-10         | -                 | -   |
| 2002 | Southern Illinois  | LBs/Run-Game Coordinator     | 4-8          | -                 | -   |
| 2003 | Southern Illinois  | LBs/Run-Game Coordinator     | 10-2         | -                 | NCAA FCS Playoffs                                 |
| 2004 | Southern Illinois  | LBs/Run-Game Coordinator     | 10-2         | -                 | NCAA FCS Playoffs                                 |
| 2005 | Southern Illinois  | LBs/Run-Game Coordinator     | 9-4          | -                 | NCAA FCS Playoffs (Quarterfinals)                 |
| 2006 | Southern Illinois  | LBs/Run-Game Coordinator     | 9-4          | -                 | NCAA FCS Playoffs (Quarterfinals)                 |
| 2007 | Southern Illinois  | LBs/Run-Game Coordinator     | 12-2         | -                 | NCAA FCS Playoffs (Semifinals)                    |
| 2008 | Northern Illinois  | Run-Game Coordinator         | 6-7          | -                 | Independence Bowl                                 |
| 2009 | Northern Illinois  | Run-Game Coordinator         | 7-6          | -                 | International Bowl                                |
| 2010 | Northern Illinois  | Interim Head Coach           | 11-3         | -                 | Humanitarian Bowl<br>(win credited to Matukewicz) |
| 2011 | Northern Illinois  | Linebackers                  | 11-3         | -                 | GoDaddy.com Bowl                                  |
| 2012 | Toledo             | Defensive Coordinator        | 9-4          | -                 | Famous Idaho Potato Bowl                          |
| 2013 | Toledo             | Defensive Coordinator        | 7-5          | -                 | -   |
| 2014 | Southeast Missouri | Head Coach                   | 5-7, 3-5 OVC | t6th              | -   |
| 2015 | Southeast Missouri | Head Coach                   | 4-7, 3-4 OVC | 5th               | -   |
| 2016 | Southeast Missouri | Head Coach                   | 3-8, 3-5 OVC | 7th               | -   |
| 2017 | Southeast Missouri | Head Coach                   | 3-8, 3-5 OVC | 6th               | -   |
| 2018 | Southeast Missouri | Head Coach                   | 9-4, 6-2 OVC | 2nd               | NCAA FCS Playoffs (Second Round)                  |
| 2019 | Southeast Missouri | Head Coach                   | 9-4, 7-1 OVC | t1st              | NCAA FCS Playoffs (First Round)w                  |
| 2020 | Southeast Missouri | Head Coach                   | 4-4, 4-3 OVC | 4th               | -   |
| 2021 | Southeast Missouri | Head Coach                   | 4-7, 4-2 OVC | t2nd              | -   |
| 2022 | Southeast Missouri | Head Coach                   | 3-1, 0-0 OVC | -                 | -   |

### Overall Record: 45-50

Record at Southeast Missouri, 44-50, 33-27 Ohio Valley Conference (8 years)

Record at Northern Illinois, 1-0, win in Humanitarian Bowl credited to Matukewicz (2010)

Record as a College Assistant, 147-79-2 (19 years)

### Coaching Honors

- 2018 Roy Kidd OVC Coach of the Year
- 2007 FCS Assistant Coach of the Year


## Assistant Coaches / Football Staff



**Jerome McDowell**  
Offensive Coord./QB  
Fifth Year



**Ricky Coon**  
Defensive Coordinator  
First Year



**Ray Smith**  
Def. Pass Game  
Sixth Year



**Justin Drudik**  
Off. Pass Game/WR  
Fifth Year



**Jerone Steckel**  
Defensive Line  
Fourth Year




**Lucas Orchard**  
Offensive Line  
First Year



**Luke Berblinger**  
Running Backs  
First Year



**Connor Benado**  
Inside LB/Specialists  
First Year




**Tim Billings**  
Outside Linebackers  
First Year



**Cole Cook**  
Tight Ends  
First Year



**Darius Hicks**  
Defensive Backs  
First Year



**Madison Bunch**  
Recruiting  
First Year




**Brett Blackman**  
Director of Operations  
Fourth Year



**Leon Miller, Jr.**  
Graduate Assistant  
Operations



**Skyler Cavanaugh**  
Graduate Assistant  
Offense



**Wyatt Anderson**  
Video Coordinator





# 2022 SOUTHEAST MISSOURI FOOTBALL NOTES

## NUMERICAL ROSTER

| No. | Name                  | Pos. | Ht.  | Wt. | Cl. | Years Remaining | Hometown               | High School/Previous College             |
|-----|-----------------------|------|------|-----|-----|-----------------|------------------------|--|
| 1   | Ryan Flournoy         | WR   | 6-2  | 197 | Jr. | 2               | Hazelcrest, Ill.       | Homewood-Flossmor/Iowa Western CC        |
| 2   | Joedrick Lewis        | CB   | 5-11 | 184 | So. | 3               | Houston, Texas         | Macarthur/Trinity Valley CC              |
| 2   | Jackson Bray          | WR   | 5-11 | 184 | Fr. | 4               | Nixa, Mo.              | Nixa                                     |
| 3   | Christian Perez       | QB   | 6-1  | 211 | Sr. | 3               | East St. Louis, Ill.   | East St. Louis/Louisville                |
| 3   | Logan Bruns           | K    | 6-1  | 196 | Fr. | 4               | Jackson, Mo.           | Jackson                                  |
| 4   | Johnny King           | WR   | 6-4  | 206 | Sr. | 1               | Lauderdale Lakes, Fla. | Boyd H. Anderson/Northeastern Okla. A&M  |
| 4   | Christian Fuhrman     | ILB  | 6-1  | 237 | So. | 3               | Mesa, Ariz.            | Queen Creek/Garden City CC               |
| 5   | CJ Ogbonna            | QB   | 6-2  | 212 | Sr. | 2               | Marietta, Ga.          | Wheeler/Hutchinson CC                    |
| 5   | Ty Leonard            | CB   | 6-0  | 170 | Sr. | 2               | Louisville, Ky.        | Butler                                   |
| 6   | Geno Hess             | RB   | 5-8  | 222 | Sr. | 2               | Peoria, Ill.           | Peoria                                   |
| 6   | William McCall        | S    | 6-1  | 171 | Jr. | 2               | Warner Robins, Ga.     | Northside/Highland CC                    |
| 7   | Lawrence Johnson      | S    | 6-0  | 196 | Sr. | 1               | St. Louis, Mo.         | Riverview Gardens                        |
| 7   | Jalen Blackburn       | WR   | 6-2  | 195 | Fr. | 4               | Fayetteville, Ark.     | Fayetteville                             |
| 8   | Trai Hodges           | S    | 5-10 | 178 | Sr. | 1               | Rome, Ga.              | Rome                                     |
| 8   | Pervis Frazier        | WR   | 6-0  | 200 | Sr. | 1               | Louisville, Miss.      | Louisville/East Mississippi CC           |
| 9   | Keveon Robbins        | RB   | 6-0  | 211 | Fr. | 4               | Sparta, Ga.            | Hancock Central                          |
| 9   | Shamar Williamson     | WR   | 6-1  | 168 | Fr. | 4               | New Madrid, Mo.        | New Madrid County Central                |
| 10  | Paxton DeLaurent      | QB   | 6-5  | 215 | So. | 3               | Camdenton, Mo.         | Camdenton/Central Methodist              |
| 10  | Dony'e Taylor         | DB   | 6-1  | 202 | Jr. | 3               | Cape Girardeau, Mo.    | Central                                  |
| 11  | Mike Matthews         | ILB  | 6-1  | 237 | Sr. | 2               | Fayetteville, N.C.     | Jack Britt                               |
| 11  | Patrick Heitert       | QB   | 6-0  | 201 | Fr. | 4               | St. Louis, Mo.         | Christian Brothers College               |
| 12  | Jacob Buie            | QB   | 6-5  | 208 | Sr. | 1               | Memphis, Tenn.         | University School of Jackson             |
| 12  | Jordan Cole           | OLB  | 6-2  | 214 | Gr. | 1               | Ferguson, Mo.          | McCluer South-Berkeley/Northern Illinois |
| 13  | Mali Walton           | ILB  | 6-0  | 222 | So. | 3               | St. Louis, Mo.         | Parkway South                            |
| 14  | Dalyn McDonald        | WR   | 5-11 | 174 | So. | 2               | Gautier, Miss.         | Gautier/Southwest Mississippi CC         |
| 15  | Garrett Todd          | WR   | 5-10 | 172 | Sr. | 3               | Lebanon, Tenn.         | Wilson Central                           |
| 16  | Damoriea Vick         | WR   | 6-3  | 206 | Jr. | 2               | Oklahoma City, Okla.   | Westmoore/Missouri State                 |
| 16  | Austin Carter         | OLB  | 6-3  | 225 | Jr. | 1               | Broken Arrow, Okla.    | Broken Arrow/Northeastern Okla. A&M      |
| 17  | Kyron Downing         | WR   | 5-10 | 180 | Fr. | 4               | Vinita, Okla.          | Vinita                                   |
| 17  | Jesi Bediako          | WR   | 6-3  | 194 | Jr. | 2               | Kansas City, Mo.       | Oak Park/Fullerton College               |
| 18  | Keandre Booker        | OLB  | 6-3  | 243 | Sr. | 3               | Moss Point, Miss.      | Moss Point                               |
| 18  | Carson Smith          | QB   | 6-5  | 199 | Fr. | 4               | Eureka, Mo.            | Eureka                                   |
| 19  | Adam Krause           | K/P  | 6-0  | 180 | Sr. | 1               | Chicago, Ill.          | Montini Catholic/Western Kentucky        |
| 20  | Q'Nairies Anderson    | RB   | 5-11 | 195 | Sr. | 3               | Charleston, Mo.        | Charleston                               |
| 21  | Shamenski Rucker      | RB   | 5-10 | 190 | Jr. | 3               | Lawrenceville, Ga.     | Central Gwinnett                         |
| 22  | Tyler Nelome          | CB   | 6-3  | 193 | Jr. | 3               | Atlanta, Ga.           | Dutchtown                                |
| 23  | Henry Pickens III     | CB   | 6-1  | 167 | Fr. | 4               | Belle Glade, Fla.      | Palmetto Prep Academy (S.C.)             |
| 24  | JaQori Williams       | S    | 6-0  | 181 | So. | 3               | Millbrook, Ala.        | Stanhope Elmore/Dodge City CC            |
| 25  | Slade Dollar          | ILB  | 6-2  | 215 | Fr. | 4               | Naples, Fla.           | Naples                                   |
| 25  | Amehre Morrison       | RB   | 5-6  | 160 | Fr. | 4               | College Park, Ga.      | River Ridge                              |
| 26  | Keilyn Tyus           | OLB  | 6-3  | 229 | Jr. | 3               | Barnesville, Ga.       | Lamar County                             |
| 27  | Aquarius Winston, Jr. | DB   | 6-1  | 190 | Fr. | 4               | Southaven, Miss.       | Southaven                                |
| 28  | Eric Ivory, Jr.       | DB   | 6-0  | 179 | Fr. | 4               | Vienna, Ga.            | Crisp County                             |
| 29  | Antonio Taylor        | S    | 5-11 | 185 | So. | 3               | Ellenwood, Ga.         | Cedar Grove                              |
| 30  | Judd Cunningham       | ILB  | 6-0  | 209 | Fr. | 4               | Farmington, Mo.        | Farmington                               |
| 30  | Jaylan West           | WR   | 6-3  | 175 | Fr. | 4               | Marion, Ark.           | Rivercrest                               |
| 31  | Devin Wills           | RB   | 5-11 | 208 | So. | 3               | Mascoutah, Ill.        | Mascoutah/Missouri Baptist               |
| 32  | Bryce Norman          | ILB  | 6-0  | 216 | So. | 3               | Jackson, Mo.           | Jackson                                  |
| 33  | Darrell Smith         | RB   | 5-11 | 201 | Jr. | 1               | Alton, Ill.            | Alton/College of DuPage                  |
| 34  | Dylan Schnitzler      | RB   | 5-8  | 186 | Fr. | 4               | Festus, Mo.            | Jefferson                                |
| 35  | Jordan Jarrett        | DB   | 6-0  | 176 | Fr. | 4               | Kennett, Mo.           | Kennett                                  |
| 36  | Austin Harpenau       | K    | 6-0  | 183 | Sr. | 3               | Overland Park, Kan.    | Blue Valley Northwest/Western Illinois   |
| 37  | Nik Rowland           | TE   | 6-5  | 225 | Fr. | 4               | Poplar Bluff, Mo.      | Poplar Bluff                             |
| 38  | Joel Logan            | OLB  | 6-3  | 216 | Fr. | 4               | Helena, Ala.           | Helena                                   |
| 39  | Jorge Figueroa        | K    | 6-0  | 222 | So. | 3               | Las Cruces, N.M.       | Las Cruces/Santa Barbara City College    |
| 41  | Jenson Walker         | LS   | 6-3  | 227 | Jr. | 3               | Holly, Mich.           | Holly                                    |
| 42  | Collin Williams       | OLB  | 6-3  | 215 | Fr. | 4               | Kansas City, Mo.       | Bishop Miege                             |
| 43  | Matt Bigley           | ILB  | 6-1  | 224 | Sr. | 1               | West Salem, Wis.       | West Salem/Ellsworth CC                  |
| 44  | Jacob Morrissey       | ILB  | 6-0  | 230 | Jr. | 3               | Edwardsville, Ill.     | Edwardsville                             |
| 45  | Izeal Terrell         | ILB  | 6-3  | 234 | Sr. | 3               | Alton, Ill.            | Alton                                    |
| 46  | Clark Curnow          | K    | 6-0  | 183 | So. | 4               | Jackson Hole, Wyo.     | Jackson Hole                             |
| 47  | Zach Haynes           | P    | 6-1  | 193 | Jr. | 3               | Potosi, Mo.            | Potosi                                   |
| 48  | Latrevis Thompson     | OLB  | 6-2  | 210 | Fr. | 4               | Kennett, Mo.           | Kennett                                  |
| 49  | DC Pippin             | K    | 6-0  | 178 | Jr. | 3               | Springfield, Ill.      | Springfield                              |
| 50  | Lunden Manuel         | DL   | 6-2  | 295 | Sr. | 3               | Cordova, Tenn.         | St. Benedict at Auburndale               |
| 51  | Nolan Reed            | ILB  | 6-3  | 221 | Fr. | 4               | Bonne Terre, Mo.       | North County                             |
| 53  | Otto Kyler            | ILB  | 6-2  | 237 | Fr. | 4               | Zionsville, Ind.       | Zionsville                               |
| 55  | Nasim Cairo           | DL   | 6-2  | 248 | Fr. | 4               | Edwardsville, Ill.     | Edwardsville                             |





|    |                    |     |      |     |     |   |                     |   |
|----|--------------------|-----|------|-----|-----|---|---------------------|---|
| 56 | Zack Gieg          | OL  | 6-1  | 287 | Sr. | 2 | Morgan Hill, Calif. | Valley Christian/Fresno State           |
| 57 | Jalias Anderson    | ILB | 6-3  | 210 | Fr. | 4 | Malden, Mo.         | Malden                                  |
| 59 | Adrian Smith       | OLB | 6-1  | 181 | Fr. | 4 | New Madrid, Mo.     | New Madrid County Central               |
| 60 | AJ Laux            | OL  | 6-4  | 297 | Jr. | 4 | Gilbert, Ariz.      | Higley                                  |
| 61 | Ja'Mian Golden     | OLB | 6-3  | 239 | Fr. | 4 | Parma, Mo.          | New Madrid County Central               |
| 62 | Ja'Kobe Watkins    | OL  | 6-2  | 289 | Fr. | 4 | Detroit, Mich.      | Belleville                              |
| 64 | Chris Frye         | OL  | 6-2  | 279 | Fr. | 4 | Kansas City, Mo.    | Lincoln Prep                            |
| 66 | McKel Brumfield    | OL  | 6-0  | 314 | Fr. | 4 | Farmington, W.Va.   | North Marion                            |
| 68 | Nate Korte         | OL  | 6-4  | 305 | Sr. | 1 | Morris, Ill.        | Morris Community                        |
| 69 | Kobe Sixkiller     | OL  | 6-1  | 300 | So. | 3 | Jay, Okla.          | Jay/Northeastern Oklahoma A&M           |
| 70 | Shyron Rodgers     | OL  | 6-3  | 330 | Sr. | 1 | Corinth, Miss.      | Corinth/Northwest Mississippi CC        |
| 71 | Tyson Miller       | OL  | 6-5  | 279 | Fr. | 4 | Lafayette, Ind.     | Lafayette Jefferson                     |
| 72 | Jamarcus Hill      | OL  | 6-5  | 275 | Fr. | 4 | Jefferson, Ga.      | Jefferson                               |
| 73 | Will Christopher   | OL  | 6-3  | 301 | Sr. | 1 | Girard, Ill.        | North Mac                               |
| 74 | Phillip Wilder     | OL  | 6-5  | 303 | Jr. | 3 | Atlanta, Ga.        | Mt. Zion                                |
| 75 | Clive Truschel     | OL  | 6-3  | 291 | Sr. | 2 | Clovis, Calif.      | Clovis West/Fresno State                |
| 76 | Terry Cook         | OL  | 6-4  | 309 | Gr. | 1 | Elgin, Texas        | Elgin/Cisco College                     |
| 77 | Rashad Turner      | OL  | 6-5  | 294 | Fr. | 4 | St. Louis, Mo.      | Carnahan                                |
| 78 | Cameron Lawson     | OL  | 6-3  | 281 | Fr. | 4 | Liberty, Mo.        | Liberty                                 |
| 80 | Kortez Stevenson   | TE  | 6-4  | 237 | Fr. | 4 | Kansas City, Mo.    | Center                                  |
| 81 | Danny Joiner       | TE  | 6-3  | 249 | So. | 3 | Kansas City, Mo.    | North Kansas City/Army                  |
| 82 | Jaelyn Marsh       | WR  | 5-11 | 188 | Fr. | 4 | Dickson, Tenn.      | Nashville Christian                     |
| 83 | Jack Clinkenbeard  | WR  | 5-11 | 196 | Fr. | 4 | Springfield, Mo.    | Glendale                                |
| 84 | Zach Martin        | WR  | 5-10 | 177 | So. | 2 | Long Beach, Calif.  | Millikan/Long Beach City College        |
| 85 | Octavius Henderson | WR  | 6-3  | 185 | Fr. | 4 | Nashville, Tenn.    | Goodpasture Christian School            |
| 86 | Alex Atwell        | K   | 5-10 | 158 | Fr. | 4 | Mt. Joliet, Tenn.   | Wilson Central                          |
| 87 | Braden Thompson    | TE  | 6-4  | 241 | Fr. | 4 | Nebraska City, Neb. | Nebraska City                           |
| 88 | Will Weidemann     | TE  | 6-5  | 261 | Sr. | 1 | Clarion, Iowa       | Goldfield/Ellsworth CC                  |
| 89 | Justin Mitchell    | WR  | 5-10 | 179 | So. | 3 | Lenexa, Kan.        | Shawnee Mission Northwest/Dodge City CC |
| 90 | Michael Harris     | DL  | 6-2  | 290 | So. | 3 | Shawnee, Kan.       | Shawnee Mission Northwest               |
| 91 | LaWilliam Holmes   | DL  | 6-2  | 300 | Sr. | 1 | Carthage, Miss.     | Louisville/Copiah-Lincoln CC            |
| 92 | Caleb Williams     | DL  | 6-4  | 280 | So. | 3 | San Antonio, Texas  | Warren/Trinity Valley CC                |
| 93 | Tony Failla        | DL  | 6-2  | 279 | Fr. | 4 | Omaha, Neb.         | Millard West                            |
| 94 | Harris Adams       | DL  | 6-3  | 307 | So. | 4 | Dickson, Tenn.      | Nashville Christian                     |
| 95 | Sam Keeper         | DL  | 6-1  | 267 | So. | 3 | St. Louis, Mo.      | Cardinal Ritter                         |
| 97 | Caleb Webb         | DL  | 5-11 | 285 | Fr. | 4 | Memphis, Tenn.      | Cordova                                 |
| 98 | Michael Jamerson   | DL  | 6-2  | 313 | Fr. | 4 | Tulsa, Okla.        | Owasso                                  |
| 99 | Steven Lewis       | DL  | 6-1  | 289 | Jr. | 3 | Pontiac, Ill.       | Pontiac                                 |

**Head Coach:**

Tom Matukewicz (Ninth Year - Fort Hays State, 1997)

**Assistant Coaches**

Jerome McDowell (Offensive Coordinator/Quarterbacks - Central Methodist, 2005)  
 Ricky Coon (Defensive Coordinator - Bethel College, 2005)  
 Ray Smith (Defensive Pass Game Coordinator - Northern Illinois, 2006)  
 Justin Drudik (Offensive Pass Game Coordinator/Wide Receivers - Nebraska-Kearney, 2012)  
 Jerone Steckel (Defensive Line - Eastern Illinois, 2014)  
 Lucas Orchard (Offensive Line - Southeast Missouri, 2018)  
 Luke Berblinger (Running Backs - Emporia State, 2018)  
 Tim Billings (Outside Linebackers - Southeastern Oklahoma State, 1980)  
 Connor Benado (Inside Linebackers/Specialists - MidAmerica Nazarene, 2015)  
 Cole Cook (Tight Ends - North Carolina State, 2017)  
 Darius Hicks (Defensive Backs/Cornerbacks - Morningside, 2014)  
 Madison Bunch (Recruiting Coordinator - Central Arkansas)  
 Leon Miller, Jr. (Graduate Assistant Operations)  
 Skyler Cavanaugh (Graduate Assistant Offense)

**Additional Football Staff**

Brett Blackman (Director of Operations & Equipment)  
 Ryan Napoli (Director of Sports Performance)  
 Ben Fox (Sports Medicine)  
 Wyatt Anderson (Video Coordinator)

|                           |     |
|---------------------------|-----|
| Total Squad Members ..... | 106 |
| Seniors .....             | 27  |
| Graduate .....            | 2   |
| Juniors .....             | 17  |
| Sophomores .....          | 19  |
| Freshmen .....            | 43  |

**Pronunciation Guide**

|                          |                   |
|--------------------------|-------------------|
| Q'Nairies Anderson ..... | CUE-nair-ee-us    |
| Jesi Bediako .....       | bed-ee-ah-coe     |
| Jacob Buie .....         | boo-ee            |
| Paxton DeLaurent .....   | duh-lore-ent      |
| Jorge Figueroa .....     | fig-ur-oh-uh      |
| Ryan Flournoy .....      | FLOOR-noy         |
| Zack Gieg .....          | gig               |
| Ja'Mian Golden .....     | ja-myan           |
| Austin Harpenau .....    | har-pen-oh        |
| Nate Korte .....         | core-TEE          |
| Adam Krause .....        | sounds like house |
| Shyron Rodgers .....     | shy-RONE          |
| Clive Truschel .....     | truh-shell        |
| Damorie Vick .....       | duh-MORE-ee-ay    |
| Will Weidemann .....     | WHY-duh-man       |
| Jerone Steckel .....     | JER-on            |



# 2022 SOUTHEAST MISSOURI FOOTBALL NOTES

## ALPHABETICAL ROSTER

| No. | Name               | Pos. | Ht.  | Wt. | Cl. | Years Remaining | Hometown               | High School/Previous College             |
|-----|--------------------|------|------|-----|-----|-----------------|------------------------|--|
| 94  | Harris Adams       | DL   | 6-3  | 307 | So. | 4               | Dickson, Tenn.         | Nashville Christian                      |
| 57  | Jalias Anderson    | ILB  | 6-3  | 210 | Fr. | 4               | Malden, Mo.            | Malden                                   |
| 20  | Q'Nairies Anderson | RB   | 5-11 | 195 | Sr. | 3               | Charleston, Mo.        | Charleston                               |
| 86  | Alex Atwell        | K    | 5-10 | 158 | Fr. | 4               | Mt. Joliet, Tenn.      | Wilson Central                           |
| 17  | Jesi Bediako       | WR   | 6-3  | 194 | Jr. | 2               | Kansas City, Mo.       | Oak Park/Fullerton College               |
| 43  | Matt Bigley        | ILB  | 6-1  | 224 | Sr. | 1               | West Salem, Wis.       | West Salem/Ellsworth CC                  |
| 7   | Jalen Blackburn    | WR   | 6-2  | 195 | Fr. | 4               | Fayetteville, Ark.     | Fayetteville                             |
| 18  | Keandre Booker     | OLB  | 6-3  | 243 | Sr. | 3               | Moss Point, Miss.      | Moss Point                               |
| 2   | Jackson Bray       | WR   | 5-11 | 184 | Fr. | 4               | Nixa, Mo.              | Nixa                                     |
| 66  | McKel Brumfield    | OL   | 6-0  | 314 | Fr. | 4               | Farmington, W.Va.      | North Marion                             |
| 3   | Logan Bruns        | K    | 6-1  | 196 | Fr. | 4               | Jackson, Mo.           | Jackson                                  |
| 12  | Jacob Buie         | QB   | 6-5  | 208 | Sr. | 1               | Memphis, Tenn.         | University School of Jackson             |
| 55  | Nasim Cairo        | DL   | 6-2  | 248 | Fr. | 4               | Edwardsville, Ill.     | Edwardsville                             |
| 16  | Austin Carter      | OLB  | 6-3  | 225 | Jr. | 1               | Broken Arrow, Okla.    | Broken Arrow/Northeastern Okla. A&M      |
| 73  | Will Christopher   | OL   | 6-3  | 301 | Sr. | 1               | Girard, Ill.           | North Mac                                |
| 83  | Jack Clinkenbeard  | WR   | 5-11 | 196 | Fr. | 4               | Springfield, Mo.       | Glendale                                 |
| 12  | Jordan Cole        | OLB  | 6-2  | 214 | Gr. | 1               | Ferguson, Mo.          | McCluer South-Berkeley/Northern Illinois |
| 76  | Terry Cook         | OL   | 6-4  | 309 | Gr. | 1               | Elgin, Texas           | Elgin/Cisco College                      |
| 30  | Judd Cunningham    | ILB  | 6-0  | 209 | Fr. | 4               | Farmington, Mo.        | Farmington                               |
| 46  | Clark Curnow       | K    | 6-0  | 183 | So. | 4               | Jackson Hole, Wyo.     | Jackson Hole                             |
| 10  | Paxton DeLaurent   | QB   | 6-5  | 215 | So. | 3               | Camdenton, Mo.         | Camdenton/Central Methodist              |
| 25  | Slade Dollar       | ILB  | 6-2  | 215 | Fr. | 4               | Naples, Fla.           | Naples                                   |
| 17  | Kyron Downing      | WR   | 5-10 | 180 | Fr. | 4               | Vinita, Okla.          | Vinita                                   |
| 93  | Tony Failla        | DL   | 6-2  | 279 | Fr. | 4               | Omaha, Neb.            | Millard West                             |
| 39  | Jorge Figueroa     | K    | 6-0  | 222 | So. | 3               | Las Cruces, N.M.       | Las Cruces/Santa Barbara City College    |
| 1   | Ryan Flournoy      | WR   | 6-2  | 197 | Jr. | 2               | Hazelcrest, Ill.       | Homewood-Flossmor/Iowa Western CC        |
| 8   | Pervis Frazier     | WR   | 6-0  | 200 | Sr. | 1               | Louisville, Miss.      | Louisville/East Mississippi CC           |
| 64  | Chris Frye         | OL   | 6-2  | 279 | Fr. | 4               | Kansas City, Mo.       | Lincoln Prep                             |
| 4   | Christian Fuhrman  | ILB  | 6-1  | 237 | So. | 3               | Mesa, Ariz.            | Queen Creek/Garden City CC               |
| 56  | Zack Gieg          | OL   | 6-1  | 287 | Sr. | 2               | Morgan Hill, Calif.    | Valley Christian/Fresno State            |
| 61  | Ja'Mian Golden     | OLB  | 6-3  | 239 | Fr. | 4               | Parma, Mo.             | New Madrid County Central                |
| 36  | Austin Harpenau    | K    | 6-0  | 183 | Sr. | 3               | Overland Park, Kan.    | Blue Valley Northwest/Western Illinois   |
| 90  | Michael Harris     | DL   | 6-2  | 290 | So. | 3               | Shawnee, Kan.          | Shawnee Mission Northwest                |
| 47  | Zach Haynes        | P    | 6-1  | 193 | Jr. | 3               | Potosi, Mo.            | Potosi                                   |
| 11  | Patrick Heitert    | QB   | 6-0  | 201 | Fr. | 4               | St. Louis, Mo.         | Christian Brothers College               |
| 85  | Octavius Henderson | WR   | 6-3  | 185 | Fr. | 4               | Nashville, Tenn.       | Goodpasture Christian School             |
| 6   | Geno Hess          | RB   | 5-8  | 222 | Sr. | 2               | Peoria, Ill.           | Peoria                                   |
| 72  | Jamarcus Hill      | OL   | 6-5  | 275 | Fr. | 4               | Jefferson, Ga.         | Jefferson                                |
| 8   | Trai Hodges        | S    | 5-10 | 178 | Sr. | 1               | Rome, Ga.              | Rome                                     |
| 91  | LaWilliam Holmes   | DL   | 6-2  | 300 | Sr. | 1               | Carthage, Miss.        | Louisville/Copiah-Lincoln CC             |
| 28  | Eric Ivory, Jr.    | DB   | 6-0  | 179 | Fr. | 4               | Vienna, Ga.            | Crisp County                             |
| 98  | Michael Jamerson   | DL   | 6-2  | 313 | Fr. | 4               | Tulsa, Okla.           | Owasso                                   |
| 35  | Jordan Jarrett     | DB   | 6-0  | 176 | Fr. | 4               | Kennett, Mo.           | Kennett                                  |
| 7   | Lawrence Johnson   | S    | 6-0  | 196 | Sr. | 1               | St. Louis, Mo.         | Riverview Gardens                        |
| 81  | Danny Joiner       | TE   | 6-3  | 249 | So. | 3               | Kansas City, Mo.       | North Kansas City/Army                   |
| 95  | Sam Keeper         | DL   | 6-1  | 267 | So. | 3               | St. Louis, Mo.         | Cardinal Ritter                          |
| 4   | Johnny King        | WR   | 6-4  | 206 | Sr. | 1               | Lauderdale Lakes, Fla. | Boyd H. Anderson/Northeastern Okla. A&M  |
| 68  | Nate Korte         | OL   | 6-4  | 305 | Sr. | 1               | Morris, Ill.           | Morris Community                         |
| 19  | Adam Krause        | K/P  | 6-0  | 180 | Sr. | 1               | Chicago, Ill.          | Montini Catholic/Western Kentucky        |
| 53  | Otto Kyler         | ILB  | 6-2  | 237 | Fr. | 4               | Zionsville, Ind.       | Zionsville                               |
| 60  | AJ Laux            | OL   | 6-4  | 297 | Jr. | 4               | Gilbert, Ariz.         | Higley                                   |
| 78  | Cameron Lawson     | OL   | 6-3  | 281 | Fr. | 4               | Liberty, Mo.           | Liberty                                  |
| 5   | Ty Leonard         | CB   | 6-0  | 170 | Sr. | 2               | Louisville, Ky.        | Butler                                   |
| 2   | Joedrick Lewis     | CB   | 5-11 | 184 | So. | 3               | Houston, Texas         | Macarthur/Trinity Valley CC              |
| 99  | Steven Lewis       | DL   | 6-1  | 289 | Jr. | 3               | Pontiac, Ill.          | Pontiac                                  |
| 38  | Joel Logan         | OLB  | 6-3  | 216 | Fr. | 4               | Helena, Ala.           | Helena                                   |
| 50  | Lunden Manuel      | DL   | 6-2  | 295 | Sr. | 3               | Cordova, Tenn.         | St. Benedict at Auburndale               |
| 82  | Jaelyn Marsh       | WR   | 5-11 | 188 | Fr. | 4               | Dickson, Tenn.         | Nashville Christian                      |
| 84  | Zach Martin        | WR   | 5-10 | 177 | So. | 2               | Long Beach, Calif.     | Millikan/Long Beach City College         |
| 11  | Mike Matthews      | ILB  | 6-1  | 237 | Sr. | 2               | Fayetteville, N.C.     | Jack Britt                               |
| 6   | William McCall     | S    | 6-1  | 171 | Jr. | 2               | Warner Robins, Ga.     | Northside/Highland CC                    |
| 14  | Dalyn McDonald     | WR   | 5-11 | 174 | So. | 2               | Gautier, Miss.         | Gautier/Southwest Mississippi CC         |
| 71  | Tyson Miller       | OL   | 6-5  | 279 | Fr. | 4               | Lafayette, Ind.        | Lafayette Jefferson                      |
| 89  | Justin Mitchell    | WR   | 5-10 | 179 | So. | 3               | Lenexa, Kan.           | Shawnee Mission Northwest/Dodge City CC  |
| 25  | Amehre Morrison    | RB   | 5-6  | 160 | Fr. | 4               | College Park, Ga.      | River Ridge                              |
| 44  | Jacob Morrissey    | ILB  | 6-0  | 230 | Jr. | 3               | Edwardsville, Ill.     | Edwardsville                             |
| 22  | Tyler Nelome       | CB   | 6-3  | 193 | Jr. | 3               | Atlanta, Ga.           | Dutchtown                                |
| 32  | Bryce Norman       | ILB  | 6-0  | 216 | So. | 3               | Jackson, Mo.           | Jackson                                  |

# 2022 SOUTHEAST MISSOURI FOOTBALL NOTES

## ALPHABETICAL ROSTER



|    |                       |     |      |     |     |   |                      |                                  |
|----|-----------------------|-----|------|-----|-----|---|----------------------|----------------------------------|
| 5  | CJ Ogbonna            | QB  | 6-2  | 212 | Sr. | 2 | Marietta, Ga.        | Wheeler/Hutchinson CC            |
| 3  | Christian Perez       | QB  | 6-1  | 211 | Sr. | 3 | East St. Louis, Ill. | East St. Louis/Louisville        |
| 23 | Henry Pickens III     | CB  | 6-1  | 167 | Fr. | 4 | Belle Glade, Fla.    | Palmetto Prep Academy (S.C.)     |
| 49 | DC Pippin             | K   | 6-0  | 178 | Jr. | 3 | Springfield, Ill.    | Springfield                      |
| 51 | Nolan Reed            | ILB | 6-3  | 221 | Fr. | 4 | Bonne Terre, Mo.     | North County                     |
| 9  | Keveon Robbins        | RB  | 6-0  | 211 | Fr. | 4 | Sparta, Ga.          | Hancock Central                  |
| 70 | Shyron Rodgers        | OL  | 6-3  | 330 | Sr. | 1 | Corinth, Miss.       | Corinth/Northwest Mississippi CC |
| 37 | Nik Rowland           | TE  | 6-5  | 225 | Fr. | 4 | Poplar Bluff, Mo.    | Poplar Bluff                     |
| 21 | Shamenski Rucker      | RB  | 5-10 | 190 | Jr. | 3 | Lawrenceville, Ga.   | Central Gwinnett                 |
| 34 | Dylan Schnitzler      | RB  | 5-8  | 186 | Fr. | 4 | Festus, Mo.          | Jefferson                        |
| 69 | Kobe Sixkiller        | OL  | 6-1  | 300 | So. | 3 | Jay, Okla.           | Jay/Northeastern Oklahoma A&M    |
| 59 | Adrian Smith          | OLB | 6-1  | 181 | Fr. | 4 | New Madrid, Mo.      | New Madrid County Central        |
| 18 | Carson Smith          | QB  | 6-5  | 199 | Fr. | 4 | Eureka, Mo.          | Eureka                           |
| 33 | Darrell Smith         | RB  | 5-11 | 201 | Jr. | 1 | Alton, Ill.          | Alton/College of DuPage          |
| 80 | Kortez Stevenson      | TE  | 6-4  | 237 | Fr. | 4 | Kansas City, Mo.     | Center                           |
| 29 | Antonio Taylor        | S   | 5-11 | 185 | So. | 3 | Ellenwood, Ga.       | Cedar Grove                      |
| 10 | Dony'e Taylor         | DB  | 6-1  | 202 | Jr. | 3 | Cape Girardeau, Mo.  | Central                          |
| 45 | Izeal Terrell         | ILB | 6-3  | 234 | Sr. | 3 | Alton, Ill.          | Alton                            |
| 87 | Braden Thompson       | TE  | 6-4  | 241 | Fr. | 4 | Nebraska City, Neb.  | Nebraska City                    |
| 48 | Latrevion Thompson    | OLB | 6-2  | 210 | Fr. | 4 | Kennett, Mo.         | Kennett                          |
| 15 | Garrett Todd          | WR  | 5-10 | 172 | Sr. | 3 | Lebanon, Tenn.       | Wilson Central                   |
| 75 | Clive Truschel        | OL  | 6-3  | 291 | Sr. | 2 | Clovis, Calif.       | Clovis West/Fresno State         |
| 77 | Rashad Turner         | OL  | 6-5  | 294 | Fr. | 4 | St. Louis, Mo.       | Carnahan                         |
| 26 | Keilyn Tyus           | OLB | 6-3  | 229 | Jr. | 3 | Barnesville, Ga.     | Lamar County                     |
| 16 | Damoriea Vick         | WR  | 6-3  | 206 | Jr. | 2 | Oklahoma City, Okla. | Westmoore/Missouri State         |
| 41 | Jenson Walker         | LS  | 6-3  | 227 | Jr. | 3 | Holly, Mich.         | Holly                            |
| 13 | Mali Walton           | ILB | 6-0  | 222 | So. | 3 | St. Louis, Mo.       | Parkway South                    |
| 62 | Ja'Kobe Watkins       | OL  | 6-2  | 289 | Fr. | 4 | Detroit, Mich.       | Belleville                       |
| 97 | Caleb Webb            | DL  | 5-11 | 285 | Fr. | 4 | Memphis, Tenn.       | Cordova                          |
| 88 | Will Weidemann        | TE  | 6-5  | 261 | Sr. | 1 | Clarion, Iowa        | Goldfield/Ellsworth CC           |
| 30 | Jaylan West           | WR  | 6-3  | 175 | Fr. | 4 | Marion, Ark.         | Rivercrest                       |
| 74 | Phillip Wilder        | OL  | 6-5  | 303 | Jr. | 3 | Atlanta, Ga.         | Mt. Zion                         |
| 92 | Caleb Williams        | DL  | 6-4  | 280 | So. | 3 | San Antonio, Texas   | Warren/Trinity Valley CC         |
| 42 | Collin Williams       | OLB | 6-3  | 215 | Fr. | 4 | Kansas City, Mo.     | Bishop Miege                     |
| 24 | JaQori Williams       | S   | 6-0  | 181 | So. | 3 | Millbrook, Ala.      | Stanhope Elmore/Dodge City CC    |
| 9  | Shamar Williamson     | WR  | 6-1  | 168 | Fr. | 4 | New Madrid, Mo.      | New Madrid County Central        |
| 31 | Devin Wills           | RB  | 5-11 | 208 | So. | 3 | Mascoutah, Ill.      | Mascoutah/Missouri Baptist       |
| 27 | Aquarius Winston, Jr. | DB  | 6-1  | 190 | Fr. | 4 | Southaven, Miss.     | Southaven                        |

### Head Coach:

Tom Matukewicz (Ninth Year - Fort Hays State, 1997)

### Assistant Coaches

Jerome McDowell (Offensive Coordinator/Quarterbacks - Central Methodist, 2005)  
 Ricky Coon (Defensive Coordinator - Bethel College, 2005)  
 Ray Smith (Defensive Pass Game Coordinator - Northern Illinois, 2006)  
 Justin Drudik (Offensive Pass Game Coordinator/Wide Receivers - Nebraska-Kearney, 2012)  
 Jerone Steckel (Defensive Line - Eastern Illinois, 2014)  
 Lucas Orchard (Offensive Line - Southeast Missouri, 2018)  
 Luke Berblinger (Running Backs - Emporia State, 2018)  
 Tim Billings (Outside Linebackers - Southeastern Oklahoma State, 1980)  
 Connor Benado (Inside Linebackers/Specialists - MidAmerica Nazarene, 2015)  
 Cole Cook (Tight Ends - North Carolina State, 2017)  
 Darius Hicks (Defensive Backs/Cornerbacks - Morningside, 2014)  
 Madison Bunch (Recruiting Coordinator - Central Arkansas)  
 Leon Miller, Jr. (Graduate Assistant Operations)  
 Skyler Cavanaugh (Graduate Assistant Offense)

### Additional Football Staff

Brett Blackman (Director of Operations & Equipment)  
 Ryan Napoli (Director of Sports Performance)  
 Ben Fox (Sports Medicine)  
 Wyatt Anderson (Video Coordinator)

|                           |     |
|---------------------------|-----|
| Total Squad Members ..... | 106 |
| Seniors.....              | 27  |
| Graduate.....             | 2   |
| Juniors.....              | 17  |
| Sophomores .....          | 19  |
| Freshmen .....            | 43  |

### Pronunciation Guide

|                         |                   |
|-------------------------|-------------------|
| Q'Nairies Anderson..... | CUE-nair-ee-us    |
| Jesi Bediako .....      | bed-ee-ah-coe     |
| Jacob Buie.....         | boo-ee            |
| Paxton DeLaurent.....   | duh-lore-ent      |
| Jorge Figueroa.....     | fig-ur-oh-uh      |
| Ryan Flournoy .....     | FLOOR-noy         |
| Zack Gieg.....          | gig               |
| Ja'Mian Golden.....     | ja-myan           |
| Austin Harpenau .....   | har-pen-oh        |
| Nate Korte .....        | core-TEE          |
| Adam Krause .....       | sounds like house |
| Shyron Rodgers.....     | shy-RONE          |
| Clive Truschel.....     | truh-shell        |
| Damoriea Vick.....      | duh-MORE-ee-ay    |
| Will Weidemann.....     | WHY-duh-man       |
| Jerone Steckel .....    | JER-on            |



## 2022 SOUTHEAST MISSOURI FOOTBALL NOTES

### DEPTH CHART // LINDENWOOD // OCT. 1

#### Offense

##### Left Tackle

- 76** Terry Cook // 6-4 // 309 // Gr. // Elgin, Texas (Cisco College)\*  
**74** Phillip Wilder // 6-5 // 303 // Jr. // Jonesboro, Ga. (Mt. Zion H.S.)

##### Left Guard

- 70** Shyron Rodgers // 6-3 // 330 // Sr. // Corinth, Miss. (Northwest Mississippi CC)  
**62** Ja'Kobe Watkins // 6-2 // 289 // Fr. // Detroit, Mich. (Belleville)

##### Center

- 56** Zack Gieg // 6-1 // 287 // Sr. // Morgan Hill, Calif. (Fresno State)\*  
**75** Clive Truschel // 6-3 // 291 // Sr. // Clovis, Calif. (Fresno State)

##### Right Guard

- 69** Kobe Sixkiller // 6-1 // 300 // So. // Jay, Okla. (Northeastern Oklahoma A&M)  
**73** Will Christopher // 6-3 // 301 // Sr. // Girard, Ill. (North Mac H.S.)

##### Right Tackle

- 68** Nate Korte // 6-4 // 305 // Sr. // Morris, Ill. (Morris Community H.S.)\*  
**60** AJ Laux // 6-4 // 297 // Jr. // Gilbert, Ariz. (Higley H.S.)

##### Tight End

- 88** Will Weidemann // 6-5 // 261 // Sr. // Clarion, Iowa (Ellsworth CC)\*  
**81** Danny Joiner // 6-3 // 249 // So. // Kansas City, Mo. (Army)

##### Quarterback

- 10** Paxton DeLaurent // 6-5 // 215 // So. // Camdenton, Mo. (Central Methodist)  
**5** CJ Ogbonna // 6-2 // 212 // Sr. // Marietta, Ga. (Hutchinson CC)\*

##### Tailback

- 6** Geno Hess // 5-8 // 222 // Sr. // Peoria, Ill. (Peoria H.S.)\*  
**21** Shamenski Rucker // 5-10 // 190 // Jr. // Lawrenceville, Ga. (Central Gwinnett H.S.)

##### Wide Receiver

- 4** Johnny King // 6-4 // 206 // Sr. // Lauderdale Lakes, Fla. (NE Oklahoma A&M)\*  
**84** Zach Martin // 5-10 // 177 // Jr. // Long Beach, Calif. (Long Beach City College)

##### Wide Receiver

- 16** Damoriea Vick // 6-3 // 206 // Jr. // Oklahoma City, Okla. (Missouri State)  
**8** Pervis Frazier // 6-0 // 200 // Sr. // Louisville, Miss. (East Mississippi CC)

##### Wide Receiver

- 1** Ryan Flournoy // 6-2 // 197 // Jr. // Hazelcrest, Ill. (Iowa Western CC)  
**14** Dalyn McDonald // 5-11 // 174 // So. // Gautier, Miss. (Southwest Mississippi CC)

#### Defense

##### Defensive Tackle

- 91** LaWilliam Holmes // 6-2 // 300 // Sr. // Carthage, Miss. (Copiah-Lincoln CC)  
**90** Michael Harris // 6-2 // 290 // So. // Shawnee, Kan. (Shawnee Mission Northwest H.S.)

##### Nose Tackle

- 50** Lunden Manuel // 6-2 // 295 // Sr. // Cordova, Tenn. (St. Benedict at Auburndale H.S.)  
**94** Harris Adams // 6-3 // 307 // So. // Dickson, Tenn. (Nashville Christian H.S.)

##### Defensive Tackle

- 99** Steven Lewis // 6-1 // 289 // Jr. // Pontiac, Ill. (Pontiac H.S.)\*  
**95** Sam Keeper // 6-1 // 267 // So. // St. Louis, Mo. (Carinal Ritter H.S.)

##### Outside Linebacker (Rush)

- 18** Keandre Booker // 6-3 // 243 // Sr. // Moss Point, Miss. (Moss Point H.S.)\*  
**16** Austin Carter // 6-3 // 225 // Jr. // Broken Arrow, Okla. (Northeastern Okla. A&M)

##### Linebacker (Mike)

- 32** Bryce Norman // 6-0 // 226 // So. // Jackson, Mo. (Jackson H.S.)\*  
**4** Christian Fuhrman // 6-1 // 237 // So. // Mesa, Ariz. (Garden City CC)  
**44** Jacob Morrissey // 6-0 // 230 // Jr. // Edwardsville, Ill. (Edwardsville H.S.)

##### Linebacker (Will)

- 13** Mali Walton // 6-0 // 222 // So. // Ballwin, Mo. (Parkway South H.S.) - **OR** -  
**4** Christian Fuhrman // 6-1 // 237 // So. // Mesa, Ariz. (Garden City CC)

##### Outside Linebacker (Star)

- 12** Jordan Cole // 6-2 // 214 // Gr. // Ferguson, Mo. (Northern Illinois)  
**26** Keilyn Tyus // 6-3 // 229 // Jr. // Barnesville, Ga. (Lamar County H.S.) - **OR** -  
**11** Mike Matthews // 6-1 // 237 // Sr. // Fayetteville, N.C. (Jack Britt H.S.)

##### Cornerback (Boundary)

- 22** Tyler Nelome // 6-3 // 193 // Jr. // Hampton, Ga. (Dutchtown H.S.)  
**2** Joedrick Lewis // 5-11 // 184 // So. // Houston, Texas (Trinity Valley CC)

##### Free Safety

- 8** Trai Hodges // 5-10 // 178 // Sr. // Rome, Ga. (Rome H.S.)\*  
**6** William McCall // 6-1 // 171 // Jr. // Warner Robins, Ga. (Highland CC)

##### Strong Safety

- 7** Lawrence Johnson // 6-0 // 196 // Sr. // St. Louis, Mo. (Riverview Gardens H.S.)\*  
**10** Dony'e Taylor // 6-1 // 202 // Jr. // Cape Girardeau, Mo. (Central H.S.)\*

##### Cornerback (Field)

- 5** Ty Leonard // 6-0 // 170 // Sr. // Louisville, Ky. (Butler H.S.)\*  
**23** Henry Pickens III // 6-1 // 167 // Fr. // Belle Glade, Fla. (Palmetto Prep Academy (S.C.)

#### Special Teams

##### Placekicker

- 49** DC Pippin // 6-0 // 178 // Jr. // Springfield, Ill. (Springfield)  
**39** Jorge Figueroa // 6-0 // 222 // So. // Las Cruces, N.M. (Santa Barbara City College)

##### Kickoffs

- 19** Adam Krause // 6-0 // 180 // Sr. // Chicago, Ill. (Western Kentucky) - **OR** -  
**49** DC Pippin // 6-0 // 178 // Jr. // Springfield, Ill. (Springfield)  
**3** Logan Bruns // 6-1 // 196 // Fr. // Jackson, Mo. (Jackson)

##### Punter

- 47** Zach Haynes // 6-1 // 193 // Jr. // Potosi, Mo. (Potosi H.S.)\*  
**19** Adam Krause // 6-0 // 180 // Sr. // Chicago, Ill. (Western Kentucky)

##### Holder

- 19** Adam Krause // 6-0 // 180 // Sr. // Chicago, Ill. (Western Kentucky)\*  
**47** Zach Haynes // 6-1 // 193 // Jr. // Potosi, Mo. (Potosi H.S.)\*

##### Long Snapper/Short Snapper

- 41** Jenson Walker // 6-3 // 227 // Jr. // Holly, Mich. (Holly H.S.)  
**30** Judd Cunningham // 6-0 // 209 // Fr. // Farmington, Mo. (Farmington H.S.)

##### Punt Returns

- 14** Dalyn McDonald // 5-11 // 174 // So. // Gautier, Miss. (Southwest Mississippi CC)  
**2** Joedrick Lewis // 5-11 // 184 // So. // Houston, Texas (Trinity Valley CC)

##### Kickoff Returns

- 14** Dalyn McDonald // 5-11 // 174 // So. // Gautier, Miss. (Southwest Mississippi CC)  
**9** Keveon Robbins // 6-0 // 211 // R-Fr. // Sparta, Ga. (Hancock Central H.S.)





| Team Statistics         | SEMO         | OPP         |
|-------------------------|--------------|-------------|
| SCORING                 | 121          | 116         |
| Points Per Game         | 30.2         | 29.0        |
| Points Off Turnovers    | 10           | 17          |
| FIRST DOWNS             | 86           | 86          |
| Rushing                 | 32           | 26          |
| Passing                 | 44           | 50          |
| Penalty                 | 10           | 10          |
| RUSHING YARDAGE         | 525          | 374         |
| Yards gained rushing    | 574          | 452         |
| Yards lost rushing      | 49           | 78          |
| Rushing Attempts        | 126          | 119         |
| Average Per Rush        | 4.2          | 3.1         |
| Average Per Game        | 131.2        | 93.5        |
| TDs Rushing             | 3            | 5           |
| PASSING YARDAGE         | 1110         | 1159        |
| Comp-Att-Int            | 92-149-3     | 95-140-2    |
| Average Per Pass        | 7.4          | 8.3         |
| Average Per Catch       | 12.1         | 12.2        |
| Average Per Game        | 277.5        | 289.8       |
| TDs Passing             | 10           | 9           |
| TOTAL OFFENSE           | 1635         | 1533        |
| Total Plays             | 275          | 259         |
| Average Per Play        | 5.9          | 5.9         |
| Average Per Game        | 408.8        | 383.2       |
| KICK RETURNS: #-Yards   | 14-324       | 16-331      |
| PUNT RETURNS: #-Yards   | 7-67         | 3--1        |
| INT RETURNS: #-Yards    | 2-27         | 3-0         |
| KICK RETURN AVERAGE     | 23.1         | 20.7        |
| PUNT RETURN AVERAGE     | 9.6          | -0.3        |
| INT RETURN AVERAGE      | 13.5         | 0.0         |
| FUMBLES-LOST            | 5-1          | 2-1         |
| PENALTIES-Yards         | 22-254       | 27-243      |
| Average Per Game        | 63.5         | 60.8        |
| PUNTS-Yards             | 15-597       | 19-730      |
| Average Per Punt        | 39.8         | 38.4        |
| Net punt average        | 38.5         | 33.8        |
| KICKOFFS-Yards          | 23-1275      | 23-1369     |
| Average Per Kick        | 55.4         | 59.5        |
| Net kick average        | 35.6         | 36.7        |
| TIME OF POSSESSION/Game | 30:51        | 29:11       |
| 3RD-DOWN Conversions    | 26/58        | 26/54       |
| 3rd-Down Pct            | 45%          | 48%         |
| 4TH-DOWN Conversions    | 5/7          | 5/6         |
| 4th-Down Pct            | 71%          | 83%         |
| SACKS BY-Yards          | 10-48        | 3-16        |
| MISC YARDS              | 0            | 0           |
| TOUCHDOWNS SCORED       | 16           | 15          |
| FIELD GOALS-ATTEMPTS    | 3-7          | 4-6         |
| ON-SIDE KICKS           | 0-0          | 0-0         |
| RED-ZONE SCORES         | (13-18) 72%  | (14-15) 93% |
| RED-ZONE TOUCHDOWNS     | (12-18) 67%  | (10-15) 67% |
| PAT-ATTEMPTS            | (16-16) 100% | (14-15) 93% |
| ATTENDANCE              | 7238         | 57142       |
| Games/Avg Per Game      | 2/3619       | 2/28571     |
| Neutral Site Games      |              | 0/0         |

| Score by Quarters  | 1st | 2nd | 3rd | 4th | OT | Total |
|--------------------|-----|-----|-----|-----|----|-------|
| Southeast Missouri | 21  | 52  | 17  | 31  | 0  | 121   |
| Opponents          | 10  | 45  | 26  | 35  | 0  | 116   |



## 2022 SOUTHEAST MISSOURI FOOTBALL NOTES

### INDIVIDUAL STATISTICS

| Rushing        | gp | att | gain | loss | net | avg  | td | lg | avg/g |
|----------------|----|-----|------|------|-----|------|----|----|-------|
| HESS, Geno     | 4  | 59  | 275  | 9    | 266 | 4.5  | 1  | 24 | 66.5  |
| DELAURENT, P.  | 4  | 38  | 180  | 26   | 154 | 4.1  | 2  | 20 | 38.5  |
| RUCKER, S.     | 4  | 17  | 93   | 2    | 91  | 5.4  | 0  | 28 | 22.8  |
| OGBONNA, CJ    | 2  | 4   | 16   | 0    | 16  | 4.0  | 0  | 8  | 8.0   |
| SMITH, Darrell | 3  | 3   | 10   | 0    | 10  | 3.3  | 0  | 7  | 3.3   |
| PIPPIN, DC     | 4  | 1   | 0    | 0    | 0   | 0.0  | 0  | 0  | 0.0   |
| TEAM           | 2  | 4   | 0    | 12   | -12 | -3.0 | 0  | 0  | -6.0  |
| Total          | 4  | 126 | 574  | 49   | 525 | 4.2  | 3  | 28 | 131.2 |
| Opponents      | 4  | 119 | 452  | 78   | 374 | 3.1  | 5  | 42 | 93.5  |

| Passing       | gp | effic  | comp-att-int | pct  | yds  | td | lg | avg/g |
|---------------|----|--------|--------------|------|------|----|----|-------|
| DELAURENT, P. | 4  | 145.97 | 91-145-3     | 62.8 | 1115 | 10 | 62 | 278.8 |
| OGBONNA, CJ   | 2  | 14.50  | 1-4-0        | 25.0 | -5   | 0  | 0  | -2.5  |
| Total         | 4  | 142.44 | 92-149-3     | 61.7 | 1110 | 10 | 62 | 277.5 |
| Opponents     | 4  | 155.75 | 95-140-2     | 67.9 | 1159 | 9  | 80 | 289.8 |

| Receiving       | gp | no. | yds  | avg  | td | lg | avg/g |
|-----------------|----|-----|------|------|----|----|-------|
| KING, Johnny    | 4  | 30  | 321  | 10.7 | 3  | 33 | 80.2  |
| FLOURNOY, Ryan  | 4  | 19  | 321  | 16.9 | 3  | 62 | 80.2  |
| VICK, Damorie   | 3  | 9   | 78   | 8.7  | 2  | 15 | 26.0  |
| FRAZIER, Pervis | 4  | 8   | 124  | 15.5 | 0  | 42 | 31.0  |
| HESS, Geno      | 4  | 5   | 68   | 13.6 | 2  | 29 | 17.0  |
| JOINER, Danny   | 4  | 5   | 21   | 4.2  | 0  | 8  | 5.2   |
| MCDONALD, Dalyn | 4  | 4   | 69   | 17.2 | 0  | 39 | 17.2  |
| WEIDEMANN, W.   | 4  | 4   | 60   | 15.0 | 0  | 28 | 15.0  |
| TODD, Garrett   | 3  | 2   | 20   | 10.0 | 0  | 17 | 6.7   |
| RUCKER, S.      | 4  | 2   | 5    | 2.5  | 0  | 4  | 1.2   |
| SMITH, Darrell  | 3  | 2   | 4    | 2.0  | 0  | 9  | 1.3   |
| CLINKENBEARD, J | 4  | 1   | 18   | 18.0 | 0  | 18 | 4.5   |
| DELAURENT, P.   | 4  | 1   | 1    | 1.0  | 0  | 1  | 0.2   |
| Total           | 4  | 92  | 1110 | 12.1 | 10 | 62 | 277.5 |
| Opponents       | 4  | 95  | 1159 | 12.2 | 9  | 80 | 289.8 |

| Punt Returns    | no. | yds | avg  | td | lg |
|-----------------|-----|-----|------|----|----|
| MCDONALD, Dalyn | 6   | 22  | 3.7  | 0  | 11 |
| FUHRMAN, C.     | 1   | 16  | 16.0 | 0  | 0  |
| TODD, Garrett   | 0   | 29  | 0.0  | 1  | 29 |
| Total           | 7   | 67  | 9.6  | 1  | 29 |
| Opponents       | 3   | -1  | -0.3 | 0  | 1  |

| Interceptions   | no. | yds | avg  | td | lg |
|-----------------|-----|-----|------|----|----|
| NELOME, Tyler   | 1   | 0   | 0.0  | 0  | 0  |
| LEWIS, Joedrick | 1   | 27  | 27.0 | 0  | 27 |
| Total           | 2   | 27  | 13.5 | 0  | 27 |
| Opponents       | 3   | 0   | 0.0  | 0  | 0  |

| Kick Returns    | no. | yds | avg  | td | lg |
|-----------------|-----|-----|------|----|----|
| MCDONALD, Dalyn | 12  | 321 | 26.8 | 1  | 97 |
| ROBBINS, Keveon | 1   | 0   | 0.0  | 0  | 0  |
| CUNNINGHAM, J.  | 1   | 3   | 3.0  | 0  | 3  |
| Total           | 14  | 324 | 23.1 | 1  | 97 |
| Opponents       | 16  | 331 | 20.7 | 0  | 29 |

| Fumble Returns | no. | yds | avg  | td | lg |
|----------------|-----|-----|------|----|----|
| NORMAN, Bryce  | 1   | 3   | 3.0  | 1  | 3  |
| Total          | 1   | 3   | 3.0  | 1  | 3  |
| Opponents      | 1   | 85  | 85.0 | 1  | 85 |

# 2022 SOUTHEAST MISSOURI FOOTBALL NOTES

## INDIVIDUAL STATISTICS



| Scoring         | td | fg  | PAT   |      |     |      | dxp | saf | pts |
|-----------------|----|-----|-------|------|-----|------|-----|-----|-----|
|                 |    |     | kick  | rush | rcv | pass |     |     |     |
| PIPPIN, DC      | -  | 3-7 | 16-16 | -    | -   | -    | -   | -   | 25  |
| HESS, Geno      | 3  | -   | -     | -    | -   | -    | -   | -   | 18  |
| FLOURNOY, Ryan  | 3  | -   | -     | -    | -   | -    | -   | -   | 18  |
| KING, Johnny    | 3  | -   | -     | -    | -   | -    | -   | -   | 18  |
| VICK, Damorie   | 2  | -   | -     | -    | -   | -    | -   | -   | 12  |
| DELAURENT, P.   | 2  | -   | -     | -    | -   | -    | -   | -   | 12  |
| TODD, Garrett   | 1  | -   | -     | -    | -   | -    | -   | -   | 6   |
| MCDONALD, Dalyn | 1  | -   | -     | -    | -   | -    | -   | -   | 6   |
| NORMAN, Bryce   | 1  | -   | -     | -    | -   | -    | -   | -   | 6   |
| Total           | 16 | 3-7 | 16-16 | -    | -   | -    | -   | -   | 121 |
| Opponents       | 15 | 4-6 | 14-15 | -    | -   | -    | -   | -   | 116 |

| Total Offense  | g | plays | rush | pass | total | avg/g |
|----------------|---|-------|------|------|-------|-------|
| DELAURENT, P.  | 4 | 183   | 154  | 1115 | 1269  | 317.2 |
| HESS, Geno     | 4 | 59    | 266  | 0    | 266   | 66.5  |
| RUCKER, S.     | 4 | 17    | 91   | 0    | 91    | 22.8  |
| OGBONNA, CJ    | 2 | 8     | 16   | -5   | 11    | 5.5   |
| SMITH, Darrell | 3 | 3     | 10   | 0    | 10    | 3.3   |
| TEAM           | 2 | 4     | -12  | 0    | -12   | -6.0  |
| Total          | 4 | 275   | 525  | 1110 | 1635  | 408.8 |
| Opponents      | 4 | 259   | 374  | 1159 | 1533  | 383.2 |

| Field Goals | fg  | pct. | 01-19 | 20-29 | 30-39 | 40-49 | 50-99 | lg | blk |
|-------------|-----|------|-------|-------|-------|-------|-------|----|-----|
| PIPPIN, DC  | 3-7 | 42.9 | 0-0   | 1-1   | 0-2   | 1-2   | 1-2   | 50 | 1   |

| FG Sequence      | Southeast Missouri | Opponents    |
|------------------|--------------------|--------------|
| Iowa State       | 41,(23)            | -            |
| Southern Ill.    | 50,(50),(45)       | (30)         |
| Nicholls         | 38                 | 40,(37)      |
| Central Arkansas | 35                 | (28),34,(38) |

Numbers in (parentheses) indicate field goal was made.

| Punting      | no. | yds | avg  | lg | tb | fc | i20 | 50+ | blk |
|--------------|-----|-----|------|----|----|----|-----|-----|-----|
| HAYNES, Zach | 15  | 597 | 39.8 | 52 | 1  | 4  | 6   | 1   | 0   |
| Total        | 15  | 597 | 39.8 | 52 | 1  | 4  | 6   | 1   | 0   |
| Opponents    | 19  | 730 | 38.4 | 51 | 1  | 6  | 4   | 2   | 1   |

| Kickoffs     | no. | yds  | avg  | tb | ob | retn | net  | ydln |
|--------------|-----|------|------|----|----|------|------|------|
| PIPPIN, DC   | 12  | 710  | 59.2 | 4  | 1  |      |      |      |
| KRAUSE, Adam | 11  | 565  | 51.4 | 1  | 0  |      |      |      |
| Total        | 23  | 1275 | 55.4 | 5  | 1  | 20.7 | 35.6 | 29   |
| Opponents    | 23  | 1369 | 59.5 | 8  | 0  | 23.1 | 36.7 | 28   |



## 2022 SOUTHEAST MISSOURI FOOTBALL NOTES

### INDIVIDUAL STATISTICS

| All Purpose     | g | rush | rcv  | pr | kr  | ir | total | avg/g |
|-----------------|---|------|------|----|-----|----|-------|-------|
| MCDONALD, Da    | 4 | 0    | 69   | 22 | 321 | 0  | 412   | 103.0 |
| HESS, Geno      | 4 | 266  | 68   | 0  | 0   | 0  | 334   | 83.5  |
| KING, Johnny    | 4 | 0    | 321  | 0  | 0   | 0  | 321   | 80.2  |
| FLOURNOY, Ry    | 4 | 0    | 321  | 0  | 0   | 0  | 321   | 80.2  |
| DELAURENT, P.   | 4 | 154  | 1    | 0  | 0   | 0  | 155   | 38.8  |
| FRAZIER, Pervi  | 4 | 0    | 124  | 0  | 0   | 0  | 124   | 31.0  |
| RUCKER, S.      | 4 | 91   | 5    | 0  | 0   | 0  | 96    | 24.0  |
| VICK, Damoriea  | 3 | 0    | 78   | 0  | 0   | 0  | 78    | 26.0  |
| WEIDEMANN,      | 4 | 0    | 60   | 0  | 0   | 0  | 60    | 15.0  |
| TODD, Garrett   | 3 | 0    | 20   | 29 | 0   | 0  | 49    | 16.3  |
| LEWIS, Joedrick | 3 | 0    | 0    | 0  | 0   | 27 | 27    | 9.0   |
| JOINER, Danny   | 4 | 0    | 21   | 0  | 0   | 0  | 21    | 5.2   |
| CLINKENBEAR     | 4 | 0    | 18   | 0  | 0   | 0  | 18    | 4.5   |
| OGBONNA, CJ     | 2 | 16   | 0    | 0  | 0   | 0  | 16    | 8.0   |
| FUHRMAN, C.     | 4 | 0    | 0    | 16 | 0   | 0  | 16    | 4.0   |
| SMITH, Darrell  | 3 | 10   | 4    | 0  | 0   | 0  | 14    | 4.7   |
| CUNNINGHAM,     | 4 | 0    | 0    | 0  | 3   | 0  | 3     | 0.8   |
| TEAM            | 2 | -12  | 0    | 0  | 0   | 0  | -12   | -6.0  |
| Total           | 4 | 525  | 1110 | 67 | 324 | 27 | 2053  | 513.2 |
| Opponents       | 4 | 374  | 1159 | -1 | 331 | 0  | 1863  | 465.8 |



| ##        | Defensive Leaders | gp | Tackles |     |     |         | Sacks  | Pass defense |      |     | Fumbles |    | blkd |     |
|-----------|-------------------|----|---------|-----|-----|---------|--------|--------------|------|-----|---------|----|------|-----|
|           |                   |    | ua      | a   | tot | tfl/yds | no-yds | int-yds      | brup | qbh | rcv-yds | ff | kick | saf |
| 32        | NORMAN, Bryce     | 4  | 14      | 18  | 32  | 0.5-2   | 0.5-2  | .            | 3    | 3   | 1-3     | .  | .    | .   |
| 7         | JOHNSON, L.       | 4  | 23      | 7   | 30  | .       | .      | .            | 6    | .   | .       | .  | .    | .   |
| 6D        | MCCALL, William   | 4  | 16      | 4   | 20  | 1.0-3   | .      | .            | 1    | 1   | .       | .  | .    | .   |
| 5D        | LEONARD, Ty       | 4  | 12      | 7   | 19  | 1.5-3   | .      | .            | 2    | .   | .       | .  | .    | .   |
| 4D        | FUHRMAN, C.       | 4  | 12      | 6   | 18  | 3.5-14  | 2.0-12 | .            | .    | 1   | .       | .  | 1    | .   |
| 28        | IVORY JR, Eric    | 4  | 5       | 12  | 17  | 0.5-1   | .      | .            | 2    | .   | .       | .  | .    | .   |
| 2         | LEWIS, Joedrick   | 3  | 12      | 2   | 14  | .       | .      | 1-27         | .    | .   | .       | .  | .    | .   |
| 99        | LEWIS, Steven     | 4  | 6       | 8   | 14  | 1.5-4   | 0.5-1  | .            | .    | .   | .       | .  | 1    | .   |
| 13        | WALTON, Mali      | 4  | 6       | 5   | 11  | .       | .      | .            | .    | .   | .       | .  | .    | .   |
| 12        | COLE, Jordan      | 4  | 8       | 2   | 10  | 2.5-5   | 1.0-1  | .            | .    | .   | .       | .  | .    | .   |
| 91        | HOLMES, L.        | 4  | 1       | 7   | 8   | 2.0-5   | 1.5-4  | .            | .    | 2   | .       | .  | .    | .   |
| 26        | TYUS, Keilyn      | 4  | 2       | 6   | 8   | 1.0-5   | 0.5-5  | .            | 1    | .   | .       | .  | .    | .   |
| 18        | BOOKER, Keandre   | 4  | 6       | 1   | 7   | 4.0-16  | 2.0-12 | .            | .    | .   | .       | .  | .    | .   |
| 95        | KEEPER, Sam       | 4  | 4       | 3   | 7   | 1.5-8   | 0.5-6  | .            | .    | .   | .       | .  | .    | .   |
| 1D        | TAYLOR, Dony'e    | 3  | 5       | 2   | 7   | 0.5-0   | .      | .            | 1    | .   | .       | .  | .    | .   |
| 23        | PICKENS III, H.   | 4  | 3       | 3   | 6   | 1.0-4   | 1.0-4  | .            | .    | .   | .       | 1  | .    | .   |
| 55        | CAIRO, Nasim      | 4  | 3       | 3   | 6   | 2.5-5   | 0.5-1  | .            | .    | 1   | .       | .  | .    | .   |
| 6L        | CARTER, Austin    | 3  | .       | 5   | 5   | 0.5-0   | .      | .            | .    | 1   | .       | .  | .    | .   |
| 24        | WILLIAMS, J.      | 3  | 1       | 3   | 4   | .       | .      | .            | 1    | .   | .       | .  | .    | .   |
| 15        | TODD, Garrett     | 3  | 4       | .   | 4   | .       | .      | .            | .    | .   | .       | .  | .    | .   |
| 8D        | HODGES, Trai      | 3  | 2       | 2   | 4   | 1.5-1   | .      | .            | .    | .   | .       | .  | .    | .   |
| 94        | ADAMS, Harris     | 4  | 1       | 3   | 4   | 0.5-1   | .      | .            | .    | .   | .       | .  | .    | .   |
| 50        | MANUEL, Lunden    | 4  | .       | 3   | 3   | .       | .      | .            | .    | 1   | .       | .  | .    | .   |
| 22        | NELOME, Tyler     | 2  | 1       | 1   | 2   | .       | .      | 1-0          | .    | .   | .       | .  | .    | .   |
| 25        | DOLLAR, Slade     | 4  | 1       | 1   | 2   | .       | .      | .            | .    | .   | .       | .  | .    | .   |
| 81        | JOINER, Danny     | 4  | 1       | .   | 1   | .       | .      | .            | .    | .   | .       | .  | .    | .   |
| 11        | MATTHEWS, Mike    | 2  | .       | 1   | 1   | .       | .      | .            | .    | .   | .       | .  | .    | .   |
| TM        | TEAM              | 2  | 1       | .   | 1   | .       | .      | .            | .    | .   | .       | .  | .    | .   |
| 90        | HARRIS, Michael   | 1  | .       | 1   | 1   | .       | .      | .            | .    | .   | .       | .  | .    | .   |
| 41        | WALKER, Jenson    | 4  | 1       | .   | 1   | .       | .      | .            | .    | .   | .       | .  | .    | .   |
| 45        | TERRELL, Izeal    | 4  | 1       | .   | 1   | .       | .      | .            | .    | 1   | .       | .  | .    | .   |
| 49        | PIPPIN, DC        | 4  | .       | 1   | 1   | .       | .      | .            | .    | .   | .       | .  | .    | .   |
| 98        | JAMERSON, M.      | 3  | .       | 1   | 1   | .       | .      | .            | .    | .   | .       | .  | .    | .   |
| 48        | THOMPSON, L.      | 1  | .       | 1   | 1   | .       | .      | .            | .    | .   | .       | .  | .    | .   |
| 44        | MORRISSEY, J.     | 1  | .       | 1   | 1   | .       | .      | .            | .    | 1   | .       | .  | .    | .   |
| Total     |                   | 4  | 152     | 120 | 272 | 26-77   | 10-48  | 2-27         | 17   | 12  | 1-3     | 1  | 2    | .   |
| Opponents |                   | 4  | 134     | 156 | 290 | 14-41   | 3-16   | 3-0          | 20   | 16  | 1-85    | 2  | 1    | .   |





# 2022 SOUTHEAST MISSOURI FOOTBALL NOTES

## COMBINED STATISTICS

| Date     | Opponent         | Score   | Att.  |
|----------|------------------|---------|-------|
| 09-03-22 | at Iowa State    | L 10-42 | 57142 |
| 09-10-22 | at Southern Ill. | W 34-31 | 0     |
| 09-17-22 | NICHOLLS         | W 42-16 | 3482  |
| 09-24-22 | CENTRAL ARKANSAS | W 35-27 | 3756  |

| Rushing        | gp | att | gain | loss | net | avg | td | lg | avg/g |
|----------------|----|-----|------|------|-----|-----|----|----|-------|
| HESS, Geno     | 4  | 59  | 275  | 9    | 266 | 4.5 | 1  | 24 | 66.5  |
| DELAURENT, P.  | 4  | 38  | 180  | 26   | 154 | 4.1 | 2  | 20 | 38.5  |
| RUCKER, S.     | 4  | 17  | 93   | 2    | 91  | 5.4 | 0  | 28 | 22.8  |
| OGBONNA, CJ    | 2  | 4   | 16   | 0    | 16  | 4.0 | 0  | 8  | 8.0   |
| SMITH, Darrell | 3  | 3   | 10   | 0    | 10  | 3.3 | 0  | 7  | 3.3   |
| Total          | 4  | 126 | 574  | 49   | 525 | 4.2 | 3  | 28 | 131.2 |
| Opponents      | 4  | 119 | 452  | 78   | 374 | 3.1 | 5  | 42 | 93.5  |

| Passing       | gp | effic  | comp-att-int | pct  | yds  | td | lg | avg/g |
|---------------|----|--------|--------------|------|------|----|----|-------|
| DELAURENT, P. | 4  | 145.97 | 91-145-3     | 62.8 | 1115 | 10 | 62 | 278.8 |
| OGBONNA, CJ   | 2  | 14.50  | 1-4-0        | 25.0 | -5   | 0  | 0  | -2.5  |
| Total         | 4  | 142.44 | 92-149-3     | 61.7 | 1110 | 10 | 62 | 277.5 |
| Opponents     | 4  | 155.75 | 95-140-2     | 67.9 | 1159 | 9  | 80 | 289.8 |

| Receiving       | gp | no. | yds  | avg  | td | lg | avg/g |
|-----------------|----|-----|------|------|----|----|-------|
| KING, Johnny    | 4  | 30  | 321  | 10.7 | 3  | 33 | 80.2  |
| FLOURNOY, Ryan  | 4  | 19  | 321  | 16.9 | 3  | 62 | 80.2  |
| VICK, Damoriea  | 3  | 9   | 78   | 8.7  | 2  | 15 | 26.0  |
| FRAZIER, Pervis | 4  | 8   | 124  | 15.5 | 0  | 42 | 31.0  |
| HESS, Geno      | 4  | 5   | 68   | 13.6 | 2  | 29 | 17.0  |
| JOINER, Danny   | 4  | 5   | 21   | 4.2  | 0  | 8  | 5.2   |
| MCDONALD, Dalyn | 4  | 4   | 69   | 17.2 | 0  | 39 | 17.2  |
| WEIDEMANN, W.   | 4  | 4   | 60   | 15.0 | 0  | 28 | 15.0  |
| TODD, Garrett   | 3  | 2   | 20   | 10.0 | 0  | 17 | 6.7   |
| RUCKER, S.      | 4  | 2   | 5    | 2.5  | 0  | 4  | 1.2   |
| SMITH, Darrell  | 3  | 2   | 4    | 2.0  | 0  | 9  | 1.3   |
| CLINKENBEARD, J | 4  | 1   | 18   | 18.0 | 0  | 18 | 4.5   |
| DELAURENT, P.   | 4  | 1   | 1    | 1.0  | 0  | 1  | 0.2   |
| Total           | 4  | 92  | 1110 | 12.1 | 10 | 62 | 277.5 |
| Opponents       | 4  | 95  | 1159 | 12.2 | 9  | 80 | 289.8 |

| Field Goals | fg  | pct. | 01-19 | 20-29 | 30-39 | 40-49 | 50-99 | lg | blk |
|-------------|-----|------|-------|-------|-------|-------|-------|----|-----|
| PIPPIN, DC  | 3-7 | 42.9 | 0-0   | 1-1   | 0-2   | 1-2   | 1-2   | 50 | 1   |

| Scoring         | td | fg  | kick  | rush | rcv | pass | dxp | saf | pts |
|-----------------|----|-----|-------|------|-----|------|-----|-----|-----|
| PIPPIN, DC      | -  | 3-7 | 16-16 | -    | -   | -    | -   | -   | 25  |
| KING, Johnny    | 3  | -   | -     | -    | -   | -    | -   | -   | 18  |
| FLOURNOY, Ryan  | 3  | -   | -     | -    | -   | -    | -   | -   | 18  |
| HESS, Geno      | 3  | -   | -     | -    | -   | -    | -   | -   | 18  |
| VICK, Damoriea  | 2  | -   | -     | -    | -   | -    | -   | -   | 12  |
| DELAURENT, P.   | 2  | -   | -     | -    | -   | -    | -   | -   | 12  |
| MCDONALD, Dalyn | 1  | -   | -     | -    | -   | -    | -   | -   | 6   |
| NORMAN, Bryce   | 1  | -   | -     | -    | -   | -    | -   | -   | 6   |
| TODD, Garrett   | 1  | -   | -     | -    | -   | -    | -   | -   | 6   |
| Total           | 16 | 3-7 | 16-16 | -    | -   | -    | -   | -   | 121 |
| Opponents       | 15 | 4-6 | 14-15 | -    | -   | -    | -   | -   | 116 |

| Score by Quarters  | 1st | 2nd | 3rd | 4th | OT | Total |
|--------------------|-----|-----|-----|-----|----|-------|
| Southeast Missouri | 21  | 52  | 17  | 31  | 0  | 121   |
| Opponents          | 10  | 45  | 26  | 35  | 0  | 116   |

| Record:        | Overall | Home | Away | Neutral |
|----------------|---------|------|------|---------|
| All games      | 3-1     | 2-0  | 1-1  | 0-0     |
| Conference     | 0-0     | 0-0  | 0-0  | 0-0     |
| Non-Conference | 3-1     | 2-0  | 1-1  | 0-0     |

| Team Statistics         | SEMO     | OPP      |
|-------------------------|----------|----------|
| FIRST DOWNS             | 86       | 86       |
| Rushing                 | 32       | 26       |
| Passing                 | 44       | 50       |
| Penalty                 | 10       | 10       |
| RUSHING YARDAGE         | 525      | 374      |
| Rushing Attempts        | 126      | 119      |
| Average Per Rush        | 4.2      | 3.1      |
| Average Per Game        | 131.2    | 93.5     |
| TDs Rushing             | 3        | 5        |
| PASSING YARDAGE         | 1110     | 1159     |
| Comp-Att-Int            | 92-149-3 | 95-140-2 |
| Average Per Pass        | 7.4      | 8.3      |
| Average Per Catch       | 12.1     | 12.2     |
| Average Per Game        | 277.5    | 289.8    |
| TDs Passing             | 10       | 9        |
| TOTAL OFFENSE           | 1635     | 1533     |
| Average Per Play        | 5.9      | 5.9      |
| Average Per Game        | 408.8    | 383.2    |
| KICK RETURNS: #Yards    | 14-324   | 16-331   |
| PUNT RETURNS: #Yards    | 7-67     | 3-1      |
| INT RETURNS: #Yards     | 2-27     | 3-0      |
| FUMBLES-LOST            | 5-1      | 2-1      |
| PENALTIES-Yards         | 22-254   | 27-243   |
| PUNTS-AVG               | 15-39.8  | 19-38.4  |
| TIME OF POSSESSION/Game | 30:51    | 29:11    |
| 3RD-DOWN Conversions    | 26/58    | 26/54    |
| 4TH-DOWN Conversions    | 5/7      | 5/6      |

| Interceptions   | no. | yds | avg  | td | lg |
|-----------------|-----|-----|------|----|----|
| LEWIS, Joedrick | 1   | 27  | 27.0 | 0  | 27 |
| NELOME, Tyler   | 1   | 0   | 0.0  | 0  | 0  |

| Punting      | no. | yds | avg  | lg | tb | fc | i20 | 50+ | blk |
|--------------|-----|-----|------|----|----|----|-----|-----|-----|
| HAYNES, Zach | 15  | 597 | 39.8 | 52 | 1  | 4  | 6   | 1   | 0   |

| Punt Returns    | no. | yds | avg  | td | lg |
|-----------------|-----|-----|------|----|----|
| MCDONALD, Dalyn | 6   | 22  | 3.7  | 0  | 11 |
| FUHRMAN, C.     | 1   | 16  | 16.0 | 0  | 0  |
| TODD, Garrett   | 0   | 29  | 0.0  | 1  | 29 |
| Total           | 7   | 67  | 9.6  | 1  | 29 |
| Opponents       | 3   | -1  | -0.3 | 0  | 1  |

| Kick Returns    | no. | yds | avg  | td | lg |
|-----------------|-----|-----|------|----|----|
| MCDONALD, Dalyn | 12  | 321 | 26.8 | 1  | 97 |
| ROBBINS, Keveon | 1   | 0   | 0.0  | 0  | 0  |
| CUNNINGHAM, J.  | 1   | 3   | 3.0  | 0  | 3  |
| Total           | 14  | 324 | 23.1 | 1  | 97 |
| Opponents       | 16  | 331 | 20.7 | 0  | 29 |

| All Purpose     | g | rush | rcv  | pr | kr  | ir | total | avg/g |
|-----------------|---|------|------|----|-----|----|-------|-------|
| MCDONALD, Dalyn | 4 | 0    | 69   | 22 | 321 | 0  | 412   | 103.0 |
| HESS, Geno      | 4 | 266  | 68   | 0  | 0   | 0  | 334   | 83.5  |
| FLOURNOY, Ry    | 4 | 0    | 321  | 0  | 0   | 0  | 321   | 80.2  |
| KING, Johnny    | 4 | 0    | 321  | 0  | 0   | 0  | 321   | 80.2  |
| DELAURENT, P.   | 4 | 154  | 1    | 0  | 0   | 0  | 155   | 38.8  |
| FRAZIER, Pervis | 4 | 0    | 124  | 0  | 0   | 0  | 124   | 31.0  |
| RUCKER, S.      | 4 | 91   | 5    | 0  | 0   | 0  | 96    | 24.0  |
| VICK, Damoriea  | 3 | 0    | 78   | 0  | 0   | 0  | 78    | 26.0  |
| WEIDEMANN, W    | 4 | 0    | 60   | 0  | 0   | 0  | 60    | 15.0  |
| TODD, Garrett   | 3 | 0    | 20   | 29 | 0   | 0  | 49    | 16.3  |
| Total           | 4 | 525  | 1110 | 67 | 324 | 27 | 2053  | 513.2 |
| Opponents       | 4 | 374  | 1159 | -1 | 331 | 0  | 1863  | 465.8 |

| Total Offense  | g | plays | rush | pass | total | avg/g |
|----------------|---|-------|------|------|-------|-------|
| DELAURENT, P.  | 4 | 183   | 154  | 1115 | 1269  | 317.2 |
| HESS, Geno     | 4 | 59    | 266  | 0    | 266   | 66.5  |
| RUCKER, S.     | 4 | 17    | 91   | 0    | 91    | 22.8  |
| OGBONNA, CJ    | 2 | 8     | 16   | -5   | 11    | 5.5   |
| SMITH, Darrell | 3 | 3     | 10   | 0    | 10    | 3.3   |
| Total          | 4 | 275   | 525  | 1110 | 1635  | 408.8 |
| Opponents      | 4 | 259   | 374  | 1159 | 1533  | 383.2 |

Tackles

Sacks

Pass defense

Fumbles

blkd

# 2022 SOUTHEAST MISSOURI FOOTBALL NOTES

## 2021 COMBINED OVC STATISTICS



| Date       | Opponent          | Score   | Att. |
|------------|-------------------|---------|------|
| * 09-25-21 | TENNESSEE STATE   | W 47-14 | 3896 |
| * 10-02-21 | at Tennessee Tech | L 17-28 | 3655 |
| * 10-09-21 | at Austin Peay    | W 30-14 | 6729 |
| * 10-30-21 | EASTERN ILLINOIS  | W 38-15 | 3773 |
| * 11-13-21 | at Murray St.     | L 10-28 | 6313 |
| * 11-20-21 | #8 UT MARTIN      | W 31-14 | 3219 |

| Rushing          | gp | att | gain | loss | net  | avg | td | lg | avg/g |
|------------------|----|-----|------|------|------|-----|----|----|-------|
| HESS, Geno       | 5  | 117 | 621  | 14   | 607  | 5.2 | 9  | 63 | 121.4 |
| RUCKER, S.       | 6  | 58  | 271  | 24   | 247  | 4.3 | 1  | 43 | 41.2  |
| OGBONNA, CJ      | 6  | 50  | 212  | 56   | 156  | 3.1 | 2  | 39 | 26.0  |
| WILLIAMS, Jalyln | 4  | 30  | 167  | 43   | 124  | 4.1 | 0  | 18 | 31.0  |
| ROBBINS, Keveon  | 3  | 7   | 23   | 2    | 21   | 3.0 | 0  | 11 | 7.0   |
| ANDERSON, Q.     | 2  | 3   | 21   | 0    | 21   | 7.0 | 0  | 15 | 10.5  |
| JESTER, Terrell  | 6  | 1   | 2    | 0    | 2    | 2.0 | 0  | 2  | 0.3   |
| Total            | 6  | 268 | 1317 | 147  | 1170 | 4.4 | 12 | 63 | 195.0 |
| Opponents        | 6  | 199 | 1034 | 187  | 847  | 4.3 | 10 | 75 | 141.2 |

| Passing          | gp | effc   | comp-att-int | pct  | yds  | td | lg | avg/g |
|------------------|----|--------|--------------|------|------|----|----|-------|
| OGBONNA, CJ      | 6  | 127.48 | 60-116-6     | 51.7 | 914  | 7  | 55 | 152.3 |
| WILLIAMS, Jalyln | 4  | 95.02  | 19-40-0      | 47.5 | 187  | 1  | 22 | 46.8  |
| DAVIS, Shabari   | 6  | 0.00   | 0-1-0        | 0.0  | 0    | 0  | 0  | 0.0   |
| BUIE, Jacob      | 1  | 0.00   | 0-1-0        | 0.0  | 0    | 0  | 0  | 0.0   |
| TEAM             | 4  | 0.00   | 0-1-0        | 0.0  | 0    | 0  | 0  | 0.0   |
| Total            | 6  | 116.91 | 79-159-6     | 49.7 | 1101 | 8  | 55 | 183.5 |
| Opponents        | 6  | 106.84 | 95-186-7     | 51.1 | 1205 | 5  | 73 | 200.8 |

| Receiving       | gp | no. | yds  | avg  | td | lg | avg/g |
|-----------------|----|-----|------|------|----|----|-------|
| KING, Johnny    | 6  | 18  | 323  | 17.9 | 3  | 55 | 53.8  |
| PALMER, Rashaan | 6  | 15  | 235  | 15.7 | 1  | 43 | 39.2  |
| JESTER, Terrell | 6  | 14  | 174  | 12.4 | 2  | 40 | 29.0  |
| HOLTEN, Jake    | 6  | 7   | 69   | 9.9  | 0  | 28 | 11.5  |
| WEIDEMANN, Will | 6  | 7   | 48   | 6.9  | 2  | 16 | 8.0   |
| SMITH, Zack     | 3  | 5   | 53   | 10.6 | 0  | 22 | 17.7  |
| ALSTON, Aaron   | 3  | 4   | 77   | 19.2 | 0  | 35 | 25.7  |
| ROBERTS, Wesley | 6  | 3   | 51   | 17.0 | 0  | 24 | 8.5   |
| HESS, Geno      | 5  | 2   | 32   | 16.0 | 0  | 27 | 6.4   |
| STRAUSS, Caleb  | 6  | 2   | 28   | 14.0 | 0  | 21 | 4.7   |
| TODD, Garrett   | 6  | 1   | 9    | 9.0  | 0  | 9  | 1.5   |
| RUCKER, S.      | 6  | 1   | 2    | 2.0  | 0  | 2  | 0.3   |
| Total           | 6  | 79  | 1101 | 13.9 | 8  | 55 | 183.5 |
| Opponents       | 6  | 95  | 1205 | 12.7 | 5  | 73 | 200.8 |

| Field Goals  | fg   | pct. | 01-19 | 20-29 | 30-39 | 40-49 | 50-99 | lg | blk |
|--------------|------|------|-------|-------|-------|-------|-------|----|-----|
| DOAK, Kenny  | 9-13 | 69.2 | 1-1   | 2-2   | 4-4   | 2-3   | 0-3   | 45 | 0   |
| KRAUSE, Adam | 0-1  | 0.0  | 0-0   | 0-0   | 0-0   | 0-1   | 0-0   | 0  | 0   |

| Scoring         | td | fg   | PAT   |      |     | dcp | saf | pts |
|-----------------|----|------|-------|------|-----|-----|-----|-----|
|                 |    |      | kick  | rush | rcv |     |     |     |
| HESS, Geno      | 9  | -    | -     | -    | -   | -   | -   | 54  |
| DOAK, Kenny     | -  | 9-13 | 20-21 | -    | -   | -   | -   | 47  |
| KING, Johnny    | 3  | -    | -     | -    | -   | -   | -   | 18  |
| WEIDEMANN, Will | 2  | -    | -     | -    | -   | -   | -   | 12  |
| JESTER, Terrell | 2  | -    | -     | -    | -   | -   | -   | 12  |
| OGBONNA, CJ     | 2  | -    | -     | -    | -   | -   | -   | 12  |
| PALMER, Rashaan | 1  | -    | -     | -    | -   | -   | -   | 6   |
| RUCKER, S.      | 1  | -    | -     | -    | -   | -   | -   | 6   |
| DAVIS, Shabari  | 1  | -    | -     | -    | -   | -   | -   | 6   |
| KRAUSE, Adam    | -  | 0-1  | -     | -    | -   | -   | -   | 0   |
| Total           | 21 | 9-14 | 20-21 | -    | -   | -   | -   | 173 |
| Opponents       | 16 | 1-4  | 10-11 | 1-1  | 1   | 1-4 | -   | 113 |

| Score by Quarters  | 1st | 2nd | 3rd | 4th | OT | Total |
|--------------------|-----|-----|-----|-----|----|-------|
| Southeast Missouri | 15  | 58  | 55  | 45  | 0  | 173   |
| Opponents          | 28  | 31  | 26  | 28  | 0  | 113   |

| Record:        | Overall | Home | Away | Neutral |
|----------------|---------|------|------|---------|
| All games      | 4-2     | 3-0  | 1-2  | 0-0     |
| Conference     | 4-2     | 3-0  | 1-2  | 0-0     |
| Non-Conference | 0-0     | 0-0  | 0-0  | 0-0     |

| Team Statistics         | SEMO     | OPP      |
|-------------------------|----------|----------|
| FIRST DOWNS             | 109      | 101      |
| Rushing                 | 54       | 48       |
| Passing                 | 46       | 44       |
| Penalty                 | 9        | 9        |
| RUSHING YARDAGE         | 1170     | 847      |
| Rushing Attempts        | 268      | 199      |
| Average Per Rush        | 4.4      | 4.3      |
| Average Per Game        | 195.0    | 141.2    |
| TDs Rushing             | 12       | 10       |
| PASSING YARDAGE         | 1101     | 1205     |
| Comp-Att-Int            | 79-159-6 | 95-186-7 |
| Average Per Pass        | 6.9      | 6.5      |
| Average Per Catch       | 13.9     | 12.7     |
| Average Per Game        | 183.5    | 200.8    |
| TDs Passing             | 8        | 5        |
| TOTAL OFFENSE           | 2271     | 2052     |
| Average Per Play        | 5.3      | 5.3      |
| Average Per Game        | 378.5    | 342.0    |
| KICK RETURNS: #Yards    | 12-346   | 14-282   |
| PUNT RETURNS: #Yards    | 13-86    | 5-33     |
| INT RETURNS: #Yards     | 7-70     | 6-42     |
| FUMBLES-LOST            | 7-2      | 11-7     |
| PENALTIES-Yards         | 35-315   | 33-244   |
| PUNTS-AVG               | 33-40.3  | 32-36.8  |
| TIME OF POSSESSION/Game | 32:49    | 27:11    |
| 3RD-DOWN Conversions    | 32/94    | 25/83    |
| 4TH-DOWN Conversions    | 8/10     | 7/17     |

| Interceptions   | no. | yds | avg  | td | lg |
|-----------------|-----|-----|------|----|----|
| HODGES, Trai    | 2   | 0   | 0.0  | 0  | 0  |
| LEONARD, Ty     | 2   | 31  | 15.5 | 0  | 27 |
| TAYLOR, Dony'e  | 1   | 39  | 39.0 | 0  | 39 |
| MINCEY, Brandon | 1   | 0   | 0.0  | 0  | 0  |
| DAVIS, Shabari  | 1   | 0   | 0.0  | 0  | 0  |

| Punting      | no. | yds  | avg  | lg | tb | fc | i20 | 50+ | blk |
|--------------|-----|------|------|----|----|----|-----|-----|-----|
| HAYNES, Zach | 33  | 1331 | 40.3 | 76 | 1  | 17 | 13  | 4   | 0   |

| Punt Returns    | no. | yds | avg | td | lg |
|-----------------|-----|-----|-----|----|----|
| DAVIS, Shabari  | 6   | 23  | 3.8 | 0  | 12 |
| TODD, Garrett   | 6   | 59  | 9.8 | 0  | 16 |
| JESTER, Terrell | 1   | 4   | 4.0 | 0  | 4  |
| Total           | 13  | 86  | 6.6 | 0  | 16 |
| Opponents       | 5   | 33  | 6.6 | 0  | 18 |

| Kick Returns   | no. | yds | avg  | td | lg |
|----------------|-----|-----|------|----|----|
| DAVIS, Shabari | 5   | 177 | 35.4 | 1  | 86 |
| TODD, Garrett  | 4   | 100 | 25.0 | 0  | 36 |
| ANDERSON, Q.   | 2   | 51  | 25.5 | 0  | 26 |
| HOLTEN, Jake   | 1   | 18  | 18.0 | 0  | 18 |
| Total          | 12  | 346 | 28.8 | 1  | 86 |
| Opponents      | 14  | 282 | 20.1 | 1  | 90 |

| All Purpose      | g | rush | rcv  | pr | kr  | ir | total | avg/g |
|------------------|---|------|------|----|-----|----|-------|-------|
| HESS, Geno       | 5 | 607  | 32   | 0  | 0   | 0  | 639   | 127.8 |
| KING, Johnny     | 6 | 0    | 323  | 0  | 0   | 0  | 323   | 53.8  |
| RUCKER, S.       | 6 | 247  | 2    | 0  | 0   | 0  | 249   | 41.5  |
| PALMER, Rasha    | 6 | 0    | 235  | 0  | 0   | 0  | 235   | 39.2  |
| DAVIS, Shabari   | 6 | 0    | 0    | 23 | 177 | 0  | 200   | 33.3  |
| JESTER, Terrell  | 6 | 2    | 174  | 4  | 0   | 0  | 180   | 30.0  |
| TODD, Garrett    | 6 | 0    | 9    | 59 | 100 | 0  | 168   | 28.0  |
| OGBONNA, CJ      | 6 | 156  | 0    | 0  | 0   | 0  | 156   | 26.0  |
| WILLIAMS, Jalyln | 4 | 124  | 0    | 0  | 0   | 0  | 124   | 31.0  |
| HOLTEN, Jake     | 6 | 0    | 69   | 0  | 18  | 0  | 87    | 14.5  |
| Total            | 6 | 1170 | 1101 | 86 | 346 | 70 | 2773  | 462.2 |
| Opponents        | 6 | 847  | 1205 | 33 | 282 | 42 | 2409  | 401.5 |

| Total Offense    | g | plays | rush | pass | total | avg/g |
|------------------|---|-------|------|------|-------|-------|
| OGBONNA, CJ      | 6 | 166   | 156  | 914  | 1070  | 178.3 |
| HESS, Geno       | 5 | 117   | 607  | 0    | 607   | 121.4 |
| WILLIAMS, Jalyln | 4 | 70    | 124  | 187  | 311   | 77.8  |
| RUCKER, S.       | 6 | 58    | 247  | 0    | 247   | 41.2  |
| ANDERSON, Q.     | 2 | 3     | 21   | 0    | 21    | 10.5  |



## 2022 SOUTHEAST MISSOURI FOOTBALL NOTES

### SEMO GAME-BY-GAME STATISTICS

|                           | @ISU           | @SIU           | NICHOLLS       | UCA            | @LU  | TTU  | @NSU  | EKU   | @TSU | @EIU  | MUR   |
|---------------------------|----------------|----------------|----------------|----------------|------|------|-------|-------|------|-------|-------|
|                           | 9/3            | 9/10           | 9/17           | 9/24           | 10/1 | 10/8 | 10/22 | 10/29 | 11/5 | 11/12 | 11/19 |
| <b>First Downs</b>        | <b>15</b>      | <b>21</b>      | <b>23</b>      | <b>27</b>      |      |      |       |       |      |       |       |
| Rushing                   | 7              | 4              | 8              | 13             |      |      |       |       |      |       |       |
| Passing                   | 8              | 12             | 13             | 11             |      |      |       |       |      |       |       |
| Penalty                   | 0              | 5              | 2              | 3              |      |      |       |       |      |       |       |
| <b>Third Downs</b>        | <b>15</b>      | <b>15</b>      | <b>13</b>      | <b>15</b>      |      |      |       |       |      |       |       |
| Converted                 | 5              | 5              | 8              | 8              |      |      |       |       |      |       |       |
| Efficiency                | 33.3           | 33.3           | 61.5           | 53.3           |      |      |       |       |      |       |       |
| <b>Fourth Downs</b>       | <b>2</b>       | <b>2</b>       | <b>1</b>       | <b>2</b>       |      |      |       |       |      |       |       |
| Converted                 | 1              | 2              | 1              | 1              |      |      |       |       |      |       |       |
| Efficiency                | 50.0           | 1.00           | 1.00           | 50.0           |      |      |       |       |      |       |       |
| <b>Total Net Yards</b>    | <b>320</b>     | <b>390</b>     | <b>468</b>     | <b>457</b>     |      |      |       |       |      |       |       |
| Plays                     | 60             | 71             | 67             | 77             |      |      |       |       |      |       |       |
| Avg Per Play              | 5.3            | 5.5            | 7.0            | 5.9            |      |      |       |       |      |       |       |
| <b>Net Yards Rushing</b>  | <b>98</b>      | <b>58</b>      | <b>164</b>     | <b>205</b>     |      |      |       |       |      |       |       |
| Attempts                  | 22             | 26             | 32             | 46             |      |      |       |       |      |       |       |
| Avg. Per Rush             | 4.5            | 2.2            | 5.1            | 4.5            |      |      |       |       |      |       |       |
| <b>Net Yards Passing</b>  | <b>222</b>     | <b>332</b>     | <b>304</b>     | <b>252</b>     |      |      |       |       |      |       |       |
| Attempts                  | 38             | 45             | 35             | 31             |      |      |       |       |      |       |       |
| Completions               | 19             | 33             | 23             | 17             |      |      |       |       |      |       |       |
| Completion Pct.           | 50.0           | 73.3           | 65.7           | 54.8           |      |      |       |       |      |       |       |
| Yds. Per Attempt          | 5.8            | 7.4            | 8.7            | 8.1            |      |      |       |       |      |       |       |
| Touchdowns                | 1              | 4              | 3              | 2              |      |      |       |       |      |       |       |
| Interceptions             | 1              | 0              | 1              | 1              |      |      |       |       |      |       |       |
| Sacked                    | 0              | 2              | 0              | 1              |      |      |       |       |      |       |       |
| Yards Lost                | 0              | 10             | 0              | 6              |      |      |       |       |      |       |       |
| <b>Touchdowns</b>         | <b>1</b>       | <b>4</b>       | <b>6</b>       | <b>5</b>       |      |      |       |       |      |       |       |
| Rushing                   | 0              | 0              | 2              | 1              |      |      |       |       |      |       |       |
| Passing                   | 1              | 4              | 3              | 2              |      |      |       |       |      |       |       |
| Returns                   | 0              | 0              | 1              | 2              |      |      |       |       |      |       |       |
| <b>Penalties</b>          | <b>9</b>       | <b>7</b>       | <b>4</b>       | <b>3</b>       |      |      |       |       |      |       |       |
| Yards Lost                | 100            | 86             | 54             | 30             |      |      |       |       |      |       |       |
| <b>Fumbles</b>            | <b>1</b>       | <b>2</b>       | <b>0</b>       | <b>2</b>       |      |      |       |       |      |       |       |
| Fumbles Lost              | 0              | 0              | 0              | 1              |      |      |       |       |      |       |       |
| <b>Punts</b>              | <b>6</b>       | <b>3</b>       | <b>3</b>       | <b>3</b>       |      |      |       |       |      |       |       |
| <b>Total Yards</b>        | <b>236</b>     | <b>128</b>     | <b>120</b>     | <b>113</b>     |      |      |       |       |      |       |       |
| Gross Avg.                | 39.3           | 42.7           | 40.0           | 37.7           |      |      |       |       |      |       |       |
| Net Avg.                  | 39.7           | 42.3           | 40.0           | 31.0           |      |      |       |       |      |       |       |
| Inside 20                 | 2              | 0              | 2              | 2              |      |      |       |       |      |       |       |
| Touchbacks                | 0              | 0              | 0              | 0              |      |      |       |       |      |       |       |
| <b>FGs Attempted</b>      | <b>2</b>       | <b>3</b>       | <b>1</b>       | <b>1</b>       |      |      |       |       |      |       |       |
| FGs Made                  | 1              | 2              | 0              | 0              |      |      |       |       |      |       |       |
| <b>PATs Made-Att.</b>     | <b>1-1</b>     | <b>4-4</b>     | <b>6-6</b>     | <b>5-5</b>     |      |      |       |       |      |       |       |
| Kicking M-A               | 1-1            | 4-4            | 6-6            | 5-5            |      |      |       |       |      |       |       |
| 2-pt. Rushing M-A         | 0-0            | 0-0            | 0-0            | 0-0            |      |      |       |       |      |       |       |
| 2-pt. Passing M-A         | 0-0            | 0-0            | 0-0            | 0-0            |      |      |       |       |      |       |       |
| <b>Kickoffs-Yds-TB</b>    | <b>3-194-1</b> | <b>7-352-0</b> | <b>7-394-1</b> | <b>6-366-3</b> |      |      |       |       |      |       |       |
| <b>Safeties</b>           | <b>0</b>       | <b>0</b>       | <b>0</b>       | <b>0</b>       |      |      |       |       |      |       |       |
| <b>Points Scored</b>      | <b>10</b>      | <b>34</b>      | <b>42</b>      | <b>27</b>      |      |      |       |       |      |       |       |
| <b>Time of Possession</b> | <b>27:25</b>   | <b>28:52</b>   | <b>30:25</b>   | <b>36:40</b>   |      |      |       |       |      |       |       |
| <b>Net TO Ratio</b>       | <b>-</b>       | <b>-</b>       | <b>-</b>       | <b>+1</b>      |      |      |       |       |      |       |       |

# 2022 SOUTHEAST MISSOURI FOOTBALL NOTES

## OPPONENT GAME-BY-GAME STATISTICS



|                           | @ISU           | @SIU           | NICHOLLS       | UCA            | @LU  | TTU  | @NSU  | EKU   | @TSU | @EIU  | MUR   |
|---------------------------|----------------|----------------|----------------|----------------|------|------|-------|-------|------|-------|-------|
|                           | 9/3            | 9/10           | 9/17           | 9/24           | 10/1 | 10/8 | 10/22 | 10/29 | 11/5 | 11/12 | 11/19 |
| <b>First Downs</b>        | <b>26</b>      | <b>22</b>      | <b>23</b>      | <b>14</b>      |      |      |       |       |      |       |       |
| Rushing                   | 10             | 8              | 7              | 1              |      |      |       |       |      |       |       |
| Passing                   | 12             | 12             | 13             | 13             |      |      |       |       |      |       |       |
| Penalty                   | 4              | 2              | 3              | 0              |      |      |       |       |      |       |       |
| <b>Third Downs</b>        | <b>12</b>      | <b>16</b>      | <b>13</b>      | <b>13</b>      |      |      |       |       |      |       |       |
| Converted                 | 8              | 9              | 4              | 5              |      |      |       |       |      |       |       |
| Efficiency                | 66.7           | 56.3           | 30.7           | 38.4           |      |      |       |       |      |       |       |
| <b>Fourth Downs</b>       | <b>1</b>       | <b>2</b>       | <b>2</b>       | <b>1</b>       |      |      |       |       |      |       |       |
| Converted                 | 1              | 2              | 2              | 0              |      |      |       |       |      |       |       |
| Efficiency                | 1.00           | 1.00           | 1.00           | 0.00           |      |      |       |       |      |       |       |
| <b>Total Net Yards</b>    | <b>469</b>     | <b>385</b>     | <b>299</b>     | <b>380</b>     |      |      |       |       |      |       |       |
| Plays                     | 67             | 68             | 69             | 55             |      |      |       |       |      |       |       |
| Avg Per Play              | 7.0            | 5.7            | 4.3            | 6.9            |      |      |       |       |      |       |       |
| <b>Net Yards Rushing</b>  | <b>176</b>     | <b>132</b>     | <b>50</b>      | <b>16</b>      |      |      |       |       |      |       |       |
| Attempts                  | 36             | 31             | 28             | 24             |      |      |       |       |      |       |       |
| Avg. Per Rush             | 4.9            | 4.3            | 1.8            | 0.7            |      |      |       |       |      |       |       |
| <b>Net Yards Passing</b>  | <b>293</b>     | <b>253</b>     | <b>249</b>     | <b>364</b>     |      |      |       |       |      |       |       |
| Attempts                  | 31             | 37             | 41             | 31             |      |      |       |       |      |       |       |
| Completions               | 25             | 21             | 29             | 20             |      |      |       |       |      |       |       |
| Completion Pct.           | 80.6           | 56.8           | 70.7           | 64.5           |      |      |       |       |      |       |       |
| Yds. Per Attempt          | 9.5            | 6.8            | 6.1            | 11.7           |      |      |       |       |      |       |       |
| Touchdowns                | 4              | 2              | 2              | 1              |      |      |       |       |      |       |       |
| Interceptions             | 1              | 0              | 1              | 0              |      |      |       |       |      |       |       |
| Sacked                    | 0              | 3              | 4              | 3              |      |      |       |       |      |       |       |
| Yards Lost                | 0              | 13             | 27             | 8              |      |      |       |       |      |       |       |
| <b>Touchdowns</b>         | <b>6</b>       | <b>4</b>       | <b>2</b>       | <b>3</b>       |      |      |       |       |      |       |       |
| Rushing                   | 4              | 2              | 0              | 1              |      |      |       |       |      |       |       |
| Passing                   | 2              | 2              | 2              | 1              |      |      |       |       |      |       |       |
| Returns                   | 0              | 0              | 0              | 1              |      |      |       |       |      |       |       |
| <b>Penalties</b>          | <b>3</b>       | <b>13</b>      | <b>6</b>       | <b>5</b>       |      |      |       |       |      |       |       |
| Yards Lost                | 20             | 108            | 45             | 70             |      |      |       |       |      |       |       |
| <b>Fumbles</b>            | <b>0</b>       | <b>1</b>       | <b>0</b>       | <b>1</b>       |      |      |       |       |      |       |       |
| Fumbles Lost              | 0              | 0              | 0              | 1              |      |      |       |       |      |       |       |
| <b>Punts</b>              | <b>3</b>       | <b>4</b>       | <b>7</b>       | <b>5</b>       |      |      |       |       |      |       |       |
| <b>Total Yards</b>        | <b>140</b>     | <b>138</b>     | <b>253</b>     | <b>199</b>     |      |      |       |       |      |       |       |
| Gross Avg.                | 46.7           | 34.5           | 36.1           | 39.8           |      |      |       |       |      |       |       |
| Net Avg.                  | 49.0           | 34.2           | 23.4           | 39.0           |      |      |       |       |      |       |       |
| Inside 20                 | 1              | 1              | 1              | 2              |      |      |       |       |      |       |       |
| Touchbacks                | 0              | 0              | 1              | 0              |      |      |       |       |      |       |       |
| <b>FGs Attempted</b>      | <b>0</b>       | <b>1</b>       | <b>2</b>       | <b>3</b>       |      |      |       |       |      |       |       |
| FGs Made                  | 0              | 1              | 1              | 2              |      |      |       |       |      |       |       |
| <b>PATs Made-Att.</b>     | <b>6-6</b>     | <b>4-4</b>     | <b>1-2</b>     | <b>3-3</b>     |      |      |       |       |      |       |       |
| Kicking M-A               | 6-6            | 4-4            | 1-2            | 3-3            |      |      |       |       |      |       |       |
| 2-pt. Rushing M-A         | 0-0            | 0-0            | 0-0            | 0-0            |      |      |       |       |      |       |       |
| 2-pt. Passing M-A         | 0-0            | 0-0            | 0-0            | 0-0            |      |      |       |       |      |       |       |
| <b>Kickoffs-Yds-TB</b>    | <b>7-388-3</b> | <b>5-111-0</b> | <b>4-260-3</b> | <b>6-344-0</b> |      |      |       |       |      |       |       |
| <b>Safeties</b>           | <b>0</b>       | <b>0</b>       | <b>0</b>       | <b>0</b>       |      |      |       |       |      |       |       |
| <b>Points Scored</b>      | <b>42</b>      | <b>31</b>      | <b>16</b>      | <b>27</b>      |      |      |       |       |      |       |       |
| <b>Time of Possession</b> | <b>32:35</b>   | <b>31:08</b>   | <b>29:35</b>   | <b>23:20</b>   |      |      |       |       |      |       |       |
| <b>Net TO Ratio</b>       | <b>-</b>       | <b>-</b>       | <b>-</b>       | <b>-1</b>      |      |      |       |       |      |       |       |





## 2022 SOUTHEAST MISSOURI FOOTBALL NOTES

### STATISTICS

#### Game-by-Game Leaders

| Date     | Opponent              | Scoring                 | Rushing Yards  | Receptions | Receiving Yards     | Tackles           |
|----------|-----------------------|-------------------------|----------------|------------|---------------------|-------------------|
| 09-03-22 | at Iowa State         | Vick - 6 pts.           | DeLaurent - 74 | King - 6   | Flournoy - 56       | Johnson - 12      |
| 09-10-22 | at Southern Illinois  | King - 12 pts.          | Hess - 65      | King - 14  | Flournoy - 145      | Lewis, McCall - 6 |
| 09-17-22 | Nicholls State        | Hess - 18 pts.          | Hess - 70      | King - 5   | King - 82           | Norman - 17       |
| 09-24-22 | Central Arkansas      | Five tied with - 6 pts. | Hess - 123     | King - 5   | King, Flournoy - 68 | Johnson - 10      |
| 10-01-22 | at Lindenwood         |                         |                |            |                     |                   |
| 10-08-22 | Tennessee Tech        |                         |                |            |                     |                   |
| 10-22-22 | at Northwestern State |                         |                |            |                     |                   |
| 10-29-22 | Eastern Kentucky      |                         |                |            |                     |                   |
| 11-05-22 | at Tennessee State    |                         |                |            |                     |                   |
| 11-12-22 | at Eastern Illinois   |                         |                |            |                     |                   |
| 11-19-22 | Murray State          |                         |                |            |                     |                   |

#### Game-by-Game Scoring

| Date     | Opponent              | Southeast Missouri |    |    |    |    |    |    |     | Opponents |    |    |    |    |    |    |     | Point Differential |
|----------|-----------------------|--------------------|----|----|----|----|----|----|-----|-----------|----|----|----|----|----|----|-----|--------------------|
|          |                       | 1                  | 2  | 1H | 3  | 4  | 2H | OT | TOT | 1         | 2  | 1H | 3  | 4  | 2H | OT | TOT |                    |
| 09-03-22 | at Iowa State         | 0                  | 10 | 10 | 0  | 0  | 0  | -  | 10  | 7         | 14 | 21 | 7  | 14 | 21 | -  | 42  | -32                |
| 09-10-22 | at Southern Illinois  | 7                  | 7  | 14 | 3  | 17 | 20 | -  | 34  | 3         | 7  | 10 | 7  | 14 | 21 | -  | 31  | +3                 |
| 09-17-22 | Nicholls State        | 7                  | 14 | 21 | 14 | 7  | 21 | -  | 42  | 0         | 7  | 7  | 9  | 0  | 9  | -  | 16  | +26                |
| 09-24-22 | Central Arkansas      | 7                  | 21 | 28 | 0  | 7  | 7  | -  | 35  | 0         | 17 | 17 | 3  | 7  | 10 | -  | 27  | +8                 |
| 10-01-22 | at Lindenwood         |                    |    |    |    |    |    |    |     |           |    |    |    |    |    |    |     |                    |
| 10-08-22 | Tennessee Tech        |                    |    |    |    |    |    |    |     |           |    |    |    |    |    |    |     |                    |
| 10-22-22 | at Northwestern State |                    |    |    |    |    |    |    |     |           |    |    |    |    |    |    |     |                    |
| 10-29-22 | Eastern Kentucky      |                    |    |    |    |    |    |    |     |           |    |    |    |    |    |    |     |                    |
| 11-05-22 | at Tennessee State    |                    |    |    |    |    |    |    |     |           |    |    |    |    |    |    |     |                    |
| 11-12-22 | at Eastern Illinois   |                    |    |    |    |    |    |    |     |           |    |    |    |    |    |    |     |                    |
| 11-19-22 | Murray State          |                    |    |    |    |    |    |    |     |           |    |    |    |    |    |    |     |                    |
|          | Totals                | 21                 | 52 | 73 | 17 | 31 | 48 | -  | 121 | 10        | 45 | 55 | 26 | 35 | 61 | -  | 116 | +5                 |

#### Southeast Missouri Red Zone Statistics

|          |                       | Drives In |        | Scoring |     | Total | Made | Missed |    |       | Avg.   | GOAL-TO-GO |     |      |     |
|----------|-----------------------|-----------|--------|---------|-----|-------|------|--------|----|-------|--------|------------|-----|------|-----|
| Date     | Opponent              | Red Zone  | Scores | %       | TDs | Pts.  | FGs  | FGs    | TO | Downs | Points | Drives     | TDs | TD % | FGs |
| 09-03-22 | at Iowa State         | 3         | 2      | 66.7    | 1   | 10    | 1    | 0      | 1  | 0     | 5.0    | 1          | 0   | 0.00 | 1   |
| 09-10-22 | at Southern Illinois  | 4         | 4      | 1.00    | 4   | 28    | 0    | 0      | 0  | 0     | 7.0    | 4          | 4   | 1.00 | 0   |
| 09-17-22 | Nicholls State        | 6         | 5      | 83.3    | 5   | 35    | 0    | 1      | 0  | 0     | 7.0    | 3          | 3   | 1.00 | 0   |
| 09-24-22 | Central Arkansas      | 5         | 2      | 40.0    | 2   | 14    | 0    | 1      | 0  | 1     | 7.0    | 1          | 0   | 0.00 | 0   |
| 10-01-22 | at Lindenwood         |           |        |         |     |       |      |        |    |       |        |            |     |      |     |
| 10-08-22 | Tennessee Tech        |           |        |         |     |       |      |        |    |       |        |            |     |      |     |
| 10-22-22 | at Northwestern State |           |        |         |     |       |      |        |    |       |        |            |     |      |     |
| 10-29-22 | Eastern Kentucky      |           |        |         |     |       |      |        |    |       |        |            |     |      |     |
| 11-05-22 | at Tennessee State    |           |        |         |     |       |      |        |    |       |        |            |     |      |     |
| 11-12-22 | at Eastern Illinois   |           |        |         |     |       |      |        |    |       |        |            |     |      |     |
| 11-19-22 | Murray State          |           |        |         |     |       |      |        |    |       |        |            |     |      |     |
|          | Totals                | 18        | 13     | 72.2    | 12  | 87    | 1    | 2      | 1  | 1     | 6.7    | 9          | 7   | 77.8 | 1   |

# 2022 SOUTHEAST MISSOURI FOOTBALL NOTES

## STATISTICS



### Opponent Red Zone Statistics

| Date     | Opponent              | Drives In |        | Scoring |     | Total | Made | Missed | TO | Downs | Avg.   | GOAL-TO-GO |     |      |     |
|----------|-----------------------|-----------|--------|---------|-----|-------|------|--------|----|-------|--------|------------|-----|------|-----|
|          |                       | Red Zone  | Scores | %       | TDs | Pts.  | FGs  | FGs    |    |       | Points | Drives     | TDs | TD % | FGs |
| 09-03-22 | at Iowa State         | 4         | 4      | 1.00    | 4   | 28    | 0    | 0      | 0  | 0     | 7.0    | 3          | 3   | 1.00 | 0   |
| 09-10-22 | at Southern Illinois  | 4         | 4      | 1.00    | 3   | 24    | 1    | 0      | 0  | 0     | 6.0    | 2          | 1   | 50.0 | 1   |
| 09-17-22 | Nicholls State        | 3         | 3      | 1.00    | 2   | 16    | 1    | 0      | 0  | 0     | 5.3    | 0          | 0   | 0.0  | 0   |
| 09-24-22 | Central Arkansas      | 4         | 3      | 75.0    | 1   | 13    | 2    | 1      | 0  | 0     | 4.3    | 1          | 1   | 1.00 | 0   |
| 10-01-22 | at Lindenwood         |           |        |         |     |       |      |        |    |       |        |            |     |      |     |
| 10-08-22 | Tennessee Tech        |           |        |         |     |       |      |        |    |       |        |            |     |      |     |
| 10-22-22 | at Northwestern State |           |        |         |     |       |      |        |    |       |        |            |     |      |     |
| 10-29-22 | Eastern Kentucky      |           |        |         |     |       |      |        |    |       |        |            |     |      |     |
| 11-05-22 | at Tennessee State    |           |        |         |     |       |      |        |    |       |        |            |     |      |     |
| 11-12-22 | at Eastern Illinois   |           |        |         |     |       |      |        |    |       |        |            |     |      |     |
| 11-19-22 | Murray State          |           |        |         |     |       |      |        |    |       |        |            |     |      |     |
|          | Totals                | 15        | 14     | 93.3    | 10  | 81    | 4    | 1      | 0  | 0     | 5.8    | 6          | 5   | 83.3 | 1   |

### Game-by-Game Comparison (Southeast Missouri/Opponent)

| DATE     | OPPONENT              | FIRST DOWNS |       |      |       |     | RUSHING      |  | PASSING         |         | TOTAL OFFENSE |  | RETURN  |     |
|----------|-----------------------|-------------|-------|------|-------|-----|--------------|--|-----------------|---------|---------------|--|---------|-----|
|          |                       | Score       | Total | Rush | Pass  | Pen | No.-Yds      |  | Comp-Att-Int    | Yds     | Plays-Yds     |  | Yds     | TOs |
| 09-03-22 | at Iowa State         | 10-42       | 15/26 | 7/10 | 8/12  | 0/4 | 22-98/36-176 |  | 19-38-1/25-31-1 | 222/293 | 60-320/67-469 |  | 52/38   | 1/1 |
| 09-10-22 | at Southern Illinois  | 34-31       | 21/23 | 4/8  | 12/12 | 5/3 | 26-58/31-132 |  | 33-45-0/21-37-0 | 332/253 | 71-390/68-385 |  | 88/112  | 0/0 |
| 09-17-22 | Nicholls State        | 42-16       | 23/23 | 8/7  | 13/13 | 2/3 | 32-164/28-50 |  | 23-35-1/29-41-1 | 304/249 | 67-468/69-299 |  | 89/103  | 1/1 |
| 09-24-22 | Central Arkansas      | 35-27       | 27/14 | 13/1 | 11/13 | 3/0 | 46-205/24-16 |  | 17-31-1/20-31-0 | 252/364 | 77-457/55-380 |  | 192/162 | 2/1 |
| 10-01-22 | at Lindenwood         |             |       |      |       |     |              |  |                 |         |               |  |         |     |
| 10-08-22 | Tennessee Tech        |             |       |      |       |     |              |  |                 |         |               |  |         |     |
| 10-22-22 | at Northwestern State |             |       |      |       |     |              |  |                 |         |               |  |         |     |
| 10-29-22 | Eastern Kentucky      |             |       |      |       |     |              |  |                 |         |               |  |         |     |
| 11-05-22 | at Tennessee State    |             |       |      |       |     |              |  |                 |         |               |  |         |     |
| 11-12-22 | at Eastern Illinois   |             |       |      |       |     |              |  |                 |         |               |  |         |     |
| 11-19-22 | Murray State          | -           |       |      |       |     |              |  |                 |         |               |  |         |     |

| DATE     | OPPONENT              | 3rd Down  | 4th Down | Time of     | TOP    | Avg Yds  | Avg Yds  | Avg Yds  | Punting       | Penalties   |
|----------|-----------------------|-----------|----------|-------------|--------|----------|----------|----------|---------------|-------------|
|          |                       | Conv      | Conv     | Possession  | Margin | Per Rush | Per Pass | Per Play | No.-Avg       | No.-Yds     |
| 09-03-22 | at Iowa State         | 5-15/8-12 | 1-2/1-1  | 27:25/32:35 | -5:10  | 4.5/4.9  | 5.8/9.5  | 5.3/7.0  | 6-39.3/3-46.7 | 9-100/3-20  |
| 09-10-22 | at Southern Illinois  | 5-15/9-16 | 2-2/2-2  | 28:52/31:14 | -2:22  | 2.2/4.3  | 7.4/6.8  | 5.5/5.7  | 3-42.7/4-34.5 | 6-71/13-108 |
| 09-17-22 | Nicholls State        | 8-13/4-13 | 1-1/2-2  | 30:25/29:35 | 0:50   | 5.1/1.8  | 8.7/6.1  | 7.0/4.3  | 3-40.0/7-36.1 | 4-53/6-45   |
| 09-24-22 | Central Arkansas      | 8-15/5-13 | 1-2/0-1  | 36:40/23:20 | 13:20  | 4.5/0.7  | 8.1/11.7 | 5.9/6.9  | 3-37.7/5-39.8 | 3-30/5-70   |
| 10-01-22 | at Lindenwood         |           |          |             |        |          |          |          |               |             |
| 10-08-22 | Tennessee Tech        |           |          |             |        |          |          |          |               |             |
| 10-22-22 | at Northwestern State |           |          |             |        |          |          |          |               |             |
| 10-29-22 | Eastern Kentucky      |           |          |             |        |          |          |          |               |             |
| 11-05-22 | at Tennessee State    |           |          |             |        |          |          |          |               |             |
| 11-12-22 | at Eastern Illinois   |           |          |             |        |          |          |          |               |             |
| 11-19-22 | Murray State          |           |          |             |        |          |          |          |               |             |



## 2022 SOUTHEAST MISSOURI FOOTBALL NOTES

### SEMO SCORING DRIVES

| Date     | Opponent          | Obtained     | Scoring Play                        | PAT         | Drive       |      | Score    |  | QTR | Time Left |
|----------|-------------------|--------------|-------------------------------------|-------------|-------------|------|----------|--|-----|-----------|
|          |                   |              |                                     |             | Plays-Yards | Time | SEMO-OPP |  |     |           |
| 09-03-22 | Iowa State        | Punt         | Vick 11 yd pass from DeLaurent      | Pippin kick | 4-67        | 1:01 | 7-21     |  | 2   | 1:59      |
| 09-03-22 | Iowa State        | Interception | Pippin 23 yd field goal             | -           | 4-2         | 0:58 | 10-21    |  | 2   | 0:28      |
| 09-10-22 | Southern Illinois | Kickoff      | King 6-yard pass from DeLaurent     | Pippin kick | 8-75        | 3:41 | 7-3      |  | 1   | 3:27      |
| 09-10-22 | Southern Illinois | Punt         | King 3-yard pass from DeLaurent     | Pippin kick | 15-86       | 6:50 | 14-10    |  | 2   | 3:01      |
| 09-10-22 | Southern Illinois | Kickoff      | Pippin 50-yard field goal           | -           | 11-37       | 4:37 | 17-17    |  | 3   | 4:19      |
| 09-10-22 | Southern Illinois | Punt         | Pippin 45-yard field goal           | -           | 7-33        | 2:28 | 20-17    |  | 4   | 14:55     |
| 09-10-22 | Southern Illinois | Kickoff      | Flournoy 4 yard pass from DeLaurent | Pippin kick | 8-77        | 2:24 | 27-24    |  | 4   | 6:10      |
| 09-10-22 | Southern Illinois | Kickoff      | Vick 2 yd pass from DeLaurent       | Pippin kick | 12-76       | 2:34 | 34-31    |  | 4   | 0:11      |
| 09-17-22 | Nicholls          | Punt         | Hess 4 yd pass from DeLaurent       | Pippin kick | 8-60        | 3:01 | 7-0      |  | 1   | 10:26     |
| 09-17-22 | Nicholls          | Punt         | DeLaurent 9 yd run                  | Pippin kick | 8-70        | 3:40 | 14-0     |  | 2   | 14:53     |
| 09-17-22 | Nicholls          | Kickoff      | Flournoy 18 yd pass from DeLaurent  | Pippin kick | 4-75        | 1:33 | 21-7     |  | 2   | 1:56      |
| 09-17-22 | Nicholls          | Kickoff      | Hess 8 yd run                       | Pippin kick | 9-65        | 3:59 | 28-7     |  | 3   | 10:56     |
| 09-17-22 | Nicholls          | Punt         | Todd 29 yd blocked punt return      | Pippin kick | -           | -    | 35-10    |  | 3   | 3:28      |
| 09-17-22 | Nicholls          | Kickoff      | Hess 11 yd pass from DeLaurent      | Pippin kick | 9-75        | 4:03 | 42-16    |  | 4   | 13:13     |
| 09-24-22 | Central Arkansas  | Fumble       | Norman 3 yd fumble recovery         | Pippin kick | -           | -    | 7-0      |  | 1   | 9:44      |
| 09-24-22 | Central Arkansas  | Kickoff      | Flournoy 62 yd pass from DeLaurent  | Pippin kick | 1-77        | 0:17 | 14-14    |  | 2   | 8:10      |
| 09-24-22 | Central Arkansas  | Punt         | King 14 yd pass from DeLaurent      | Pippin kick | 5-58        | 2:30 | 21-14    |  | 2   | 4:01      |
| 09-24-22 | Central Arkansas  | Kickoff      | McDonald 97 yd kickoff return       | Pippin kick | -           | -    | 28-17    |  | 2   | 1:15      |
| 09-24-22 | Central Arkansas  | Downs        | DeLaurent 11 yd run                 | Pippin kick | 6-76        | 2:10 | 35-27    |  | 4   | 8:41      |

# 2022 SOUTHEAST MISSOURI FOOTBALL NOTES

## OPPONENT SCORING DRIVES



| Date     | Opponent          | Obtained     | Scoring Play                       | PAT                    | Drive<br>Plays-Yards | Time | Score<br>SEMO-OPP | QTR | Time<br>Left |
|----------|-------------------|--------------|------------------------------------|------------------------|----------------------|------|-------------------|-----|--------------|
| 09-03-22 | Iowa State        | Interception | Hutchinson 33 yd pass from Dekkers | Gilbert kick           | 8-85                 | 4:12 | 0-7               | 1   | 2:29         |
| 09-03-22 | Iowa State        | Punt         | Hutchinson 33 yd pass from Dekkers | Gilbert kick           | 6-75                 | 1:03 | 0-14              | 2   | 14:53        |
| 09-03-22 | Iowa State        | Punt         | Hutchinson 8 yd pass from Dekkers  | Gilbert kick           | 11-90                | 4:06 | 0-21              | 2   | 7:54         |
| 09-03-22 | Iowa State        | Kickoff      | Hanika 9 yd pass from Dekkers      | Gilbert kick           | 9-80                 | 4:57 | 10-28             | 3   | 9:58         |
| 09-03-22 | Iowa State        | Punt         | Brock 1 yd run                     | Gilbert kick           | 10-84                | 4:27 | 10-35             | 4   | 13:29        |
| 09-03-22 | Iowa State        | Punt         | Silas 1 yd run                     | Gilbert kick           | 11-77                | 6:29 | 10-42             | 4   | 6:06         |
| 09-10-22 | Southern Illinois | Punt         | Baumgarte 30 yd field goal         | -                      | 14-62                | 5:37 | 0-3               | 1   | 7:08         |
| 09-10-22 | Southern Illinois | Kickoff      | A. Cox 16 yd pass from Baker       | Baumgarte kick         | 11-69                | 4:02 | 7-10              | 2   | 14:16        |
| 09-10-22 | Southern Illinois | Punt         | Elliott 42 yd run                  | Baumgarte kick         | 8-76                 | 3:31 | 14-17             | 3   | 9:02         |
| 09-10-22 | Southern Illinois | Kickoff      | A. Cox 6-yard pass from Baker      | Baumgarte kick         | 12-74                | 6:06 | 20-24             | 4   | 8:40         |
| 09-10-22 | Southern Illinois | Kickoff      | Strong 4 yd run                    | Baumgarte kick         | 7-65                 | 3:20 | 27-31             | 4   | 2:50         |
| 09-17-22 | Nicholls          | Missed FG    | Negrotto 5 yd pass from Granier    | Lasseigne kick         | 15-80                | 6:26 | 14-7              | 2   | 3:29         |
| 09-17-22 | Nicholls          | Kickoff      | Lasseigne 37 yd field goal         | -                      | 8-50                 | 2:32 | 28-10             | 3   | 8:18         |
| 09-17-22 | Nicholls          | Kickoff      | Davis 19 yd pass from Granier      | Lasseigne kick blocked | 4-64                 | 1:08 | 16-35             | 3   | 2:16         |
| 09-24-22 | Central Arkansas  | Missed FG    | Barnes 80 yd pass from James       | Ray kick               | 1-80                 | 0:15 | 7-7               | 2   | 14:35        |
| 09-24-22 | Central Arkansas  | Fumble       | Williams 85 yd fumble recovery     | Ray kick               | -                    | -    | 7-14              | 2   | 8:33         |
| 09-24-22 | Central Arkansas  | Kickoff      | Ray 28 yd field goal               | -                      | 6-65                 | 2:32 | 21-17             | 2   | 1:29         |
| 09-24-22 | Central Arkansas  | Interception | Ray 38 yd field goal               | -                      | 4-5                  | 1:19 | 28-28             | 3   | 9:17         |
| 09-24-22 | Central Arkansas  | Kickoff      | Hale 1 yd run                      | Ray kick               | 6-76                 | 2:10 | 35-27             | 4   | 8:41         |





## 2022 SOUTHEAST MISSOURI FOOTBALL NOTES

### RUSHES OF 10 OR MORE YARDS

#### SEMO Rushes of 10 or More Yards

| Date     | Opponent          | QTR | Rusher           | Yards |
|----------|-------------------|-----|------------------|-------|
| 09-03-22 | Iowa State        | 1   | Paxton DeLaurent | 10    |
| 09-03-22 | Iowa State        | 2   | Paxton DeLaurent | 20    |
| 09-03-22 | Iowa State        | 2   | Paxton DeLaurent | 15    |
| 09-10-22 | Southern Illinois | 1   | Geno Hess        | 11    |
| 09-17-22 | Nicholls          | 1   | Geno Hess        | 15    |
| 09-17-22 | Nicholls          | 3   | Geno Hess        | 10    |
| 09-17-22 | Nicholls          | 4   | Shamenski Rucker | 28    |
| 09-24-22 | Central Arkansas  | 1   | Geno Hess        | 24    |
| 09-24-22 | Central Arkansas  | 2   | Paxton DeLaurent | 12    |
| 09-24-22 | Central Arkansas  | 3   | Paxton DeLaurent | 16    |
| 09-24-22 | Central Arkansas  | 3   | Geno Hess        | 10    |
| 09-24-22 | Central Arkansas  | 4   | Geno Hess        | 10    |
| 09-24-22 | Central Arkansas  | 4   | Shamenski Rucker | 12    |
| 09-24-22 | Central Arkansas  | 4   | Paxton DeLaurent | 11    |
| 09-24-22 | Central Arkansas  | 4   | Geno Hess        | 15    |

#### Opponent Rushes of 10 or More Yards

| Date     | Opponent          | QTR | Rusher          | Yards |
|----------|-------------------|-----|-----------------|-------|
| 09-03-22 | Iowa State        | 3   | Jirehl Brock    | 16    |
| 09-03-22 | Iowa State        | 3   | Jirehl Brock    | 10    |
| 09-03-22 | Iowa State        | 3   | Cartevio Norton | 11    |
| 09-03-22 | Iowa State        | 3   | Jirehl Brock    | 12    |
| 09-03-22 | Iowa State        | 4   | Jirehl Brock    | 23    |
| 09-10-22 | Southern Illinois | 1   | Nic Baker       | 12    |
| 09-10-22 | Southern Illinois | 1   | Justin Strong   | 16    |
| 09-10-22 | Southern Illinois | 3   | Ro Elliott      | 42    |
| 09-10-22 | Southern Illinois | 4   | Nic Baker       | 11    |
| 09-17-22 | Nicholls          | 4   | Neno Lemay      | 11    |

## 2022 SOUTHEAST MISSOURI FOOTBALL NOTES

### COMPLETIONS OF 20 OR MORE YARDS



#### SEMO Completions of 20 or More Yards

| Date     | Opponent          | QTR | Passer/Receiver     | Yards |
|----------|-------------------|-----|---------------------|-------|
| 09-03-22 | Iowa State        | 2   | DeLaurent/Frazier   | 30    |
| 09-03-22 | Iowa State        | 2   | DeLaurent/Hess      | 29    |
| 09-10-22 | Southern Illinois | 1   | DeLaurent/King      | 33    |
| 09-10-22 | Southern Illinois | 3   | DeLaurent/Flournoy  | 33    |
| 09-10-22 | Southern Illinois | 4   | DeLaurent/Flournoy  | 28    |
| 09-17-22 | Nicholls          | 1   | DeLaurent/Flournoy  | 29    |
| 09-17-22 | Nicholls          | 1   | DeLaurent/King      | 22    |
| 09-17-22 | Nicholls          | 3   | DeLaurent/McDonald  | 20    |
| 09-17-22 | Nicholls          | 4   | DeLaurent/McDonald  | 39    |
| 09-24-22 | Central Arkansas  | 1   | DeLaurent/Weidemann | 23    |
| 09-24-22 | Central Arkansas  | 1   | DeLaurent/King      | 21    |
| 09-24-22 | Central Arkansas  | 2   | DeLaurent/Flournoy  | 62    |
| 09-24-22 | Central Arkansas  | 2   | DeLaurent/Weidemann | 28    |

#### Opponent Completions of 20 or More Yards

| Date     | Opponent          | QTR | Passer/Receiver      | Yards |
|----------|-------------------|-----|----------------------|-------|
| 09-03-22 | Iowa State        | 1   | Dekkers/Noel         | 20    |
| 09-03-22 | Iowa State        | 1   | Dekkers/Hutchinson   | 33    |
| 09-03-22 | Iowa State        | 1   | Dekkers/Hutchinson   | 23    |
| 09-03-22 | Iowa State        | 2   | Dekkers/Hutchinson   | 33    |
| 09-03-22 | Iowa State        | 2   | Dekkers/Wilson       | 39    |
| 09-10-22 | Southern Illinois | 1   | Baker/A. Cox         | 28    |
| 09-10-22 | Southern Illinois | 2   | Baker/A. Cox         | 25    |
| 09-10-22 | Southern Illinois | 4   | Baker/Tyce           | 31    |
| 09-17-22 | Nicholls          | 2   | Granier/Lemay        | 27    |
| 09-17-22 | Nicholls          | 3   | Granier/Davis        | 38    |
| 09-24-22 | Central Arkansas  | 2   | McElvain/Richmond    | 45    |
| 09-24-22 | Central Arkansas  | 2   | McElvain/Kitt-Denton | 26    |



## 2022 SOUTHEAST MISSOURI FOOTBALL NOTES

### GAME-BY-GAME TACKLES

| Player                  | @ISU<br>9/3 | @SIU<br>9/10 | NICH<br>9/17 | UCA<br>9/24 | @LU<br>10/1 | TTU<br>10/8 | @NSU<br>10/22 | EKU<br>10/29 | @TSU<br>11/5 | @EIU<br>11/12 | MUR<br>11/19 |
|-------------------------|-------------|--------------|--------------|-------------|-------------|-------------|---------------|--------------|--------------|---------------|--------------|
| Harris Adams.....       | 2           | -            | 1            | 1           |             |             |               |              |              |               |              |
| Keandre Booker.....     | 2           | 3            | -            | 2           |             |             |               |              |              |               |              |
| Nasim Cairo.....        | -           | 1            | 2            | 3           |             |             |               |              |              |               |              |
| Austin Carter.....      | -           | 1            | 4            | -           |             |             |               |              |              |               |              |
| Jordan Cole.....        | 2           | 3            | 4            | 1           |             |             |               |              |              |               |              |
| Slade Dollar.....       | 1           | -            | 1            | -           |             |             |               |              |              |               |              |
| Christian Fuhrman.....  | 2           | 5            | 8            | 3           |             |             |               |              |              |               |              |
| Michael Harris.....     | 1           | -            | -            | -           |             |             |               |              |              |               |              |
| Trai Hodges.....        | 2           | -            | -            | 2           |             |             |               |              |              |               |              |
| LaWilliam Holmes.....   | 1           | -            | 6            | 1           |             |             |               |              |              |               |              |
| Eric Ivory Jr.....      | 3           | -            | 7            | 7           |             |             |               |              |              |               |              |
| Michael Jamerson.....   | -           | -            | 1            | -           |             |             |               |              |              |               |              |
| Lawrence Johnson.....   | 12          | 4            | 4            | 10          |             |             |               |              |              |               |              |
| Danny Joiner.....       | 1           | -            | -            | -           |             |             |               |              |              |               |              |
| Sam Keeper.....         | 1           | 2            | 3            | 1           |             |             |               |              |              |               |              |
| Ty Leonard.....         | 4           | 4            | 2            | 8           |             |             |               |              |              |               |              |
| Joedrick Lewis.....     | 4           | 6            | 4            | 1           |             |             |               |              |              |               |              |
| Steven Lewis.....       | 1           | 4            | 7            | -           |             |             |               |              |              |               |              |
| Lunden Manuel.....      | -           | -            | 3            | -           |             |             |               |              |              |               |              |
| Mike Matthews.....      | 1           | -            | -            | -           |             |             |               |              |              |               |              |
| William McCall.....     | 9           | 6            | 3            | 2           |             |             |               |              |              |               |              |
| Jacob Morrissey.....    | -           | -            | -            | 1           |             |             |               |              |              |               |              |
| Tyler Nelome.....       | -           | 1            | 1            | -           |             |             |               |              |              |               |              |
| Bryce Norman.....       | 4           | 3            | 17           | 8           |             |             |               |              |              |               |              |
| Henry Pickens III.....  | -           | 1            | 2            | 3           |             |             |               |              |              |               |              |
| DC Pippin.....          | -           | -            | -            | 1           |             |             |               |              |              |               |              |
| Dony'e Taylor.....      | 5           | 1            | 1            | -           |             |             |               |              |              |               |              |
| Izeal Terrell.....      | -           | -            | 1            | -           |             |             |               |              |              |               |              |
| Latrevion Thompson..... | -           | -            | -            | 1           |             |             |               |              |              |               |              |
| Keilyn Tyus.....        | 1           | -            | 5            | 2           |             |             |               |              |              |               |              |
| Jenson Walker.....      | -           | 1            | -            | -           |             |             |               |              |              |               |              |
| Mali Walton.....        | 8           | 1            | 2            | -           |             |             |               |              |              |               |              |
| JaQori Williams.....    | 2           | 1            | -            | 1           |             |             |               |              |              |               |              |

| <b>Sacks</b>      | <b>No.</b> | <b>Yds</b> |
|-------------------|------------|------------|
| Keandre Booker    | 2.0        | 12         |
| Christian Fuhrman | 2.0        | 12         |
| LaWilliam Holmes  | 1.5        | 4          |
| Henry Pickens III | 1.0        | 4          |
| Jordan Cole       | 1.0        | 1          |
| Sam Keeper        | 0.5        | 6          |
| Keilyn Tyus       | 0.5        | 5          |
| Bryce Norman      | 0.5        | 2          |
| Steven Lewis      | 0.5        | 1          |
| Nasim Cairo       | 0.5        | 1          |
| Totals            | 10.0       | 48         |

| <b>Tackles for Loss</b> | <b>No.</b> | <b>Yds</b> |
|-------------------------|------------|------------|
| Keandre Booker          | 4.0        | 16         |
| Christian Fuhrman       | 3.5        | 14         |
| Jordan Cole             | 2.5        | 5          |
| Nasim Cairo             | 2.5        | 5          |
| LaWilliam Holmes        | 2.0        | 5          |
| Steven Lewis            | 1.5        | 4          |
| Ty Leonard              | 1.5        | 3          |
| Trai Hodges             | 1.5        | 1          |
| Henry Pickens III       | 1.0        | 4          |
| William McCall          | 1.0        | 3          |
| Keilyn Tyus             | 1.0        | 5          |
| Sam Keeper              | 1.0        | 2          |
| Sam Keeper              | 0.5        | 6          |
| Bryce Norman            | 0.5        | 2          |
| Eric Ivory Jr.          | 0.5        | 1          |
| Harris Adams            | 0.5        | 1          |

|               |      |    |
|---------------|------|----|
| Dony'e Taylor | 0.5  | 0  |
| Austin Carter | 0.5  | 0  |
| Totals        | 26.0 | 77 |

#### **Forced Fumbles**

|                   |   |
|-------------------|---|
| Henry Pickens III | 1 |
|-------------------|---|

| <b>Fumble Recoveries</b> | <b>No.</b> | <b>Yds</b> |
|--------------------------|------------|------------|
| Bryce Norman             | 1          | 3          |

#### **Pass Breakups**

|                  |    |
|------------------|----|
| Lawrence Johnson | 5  |
| Bryce Norman     | 3  |
| Ty Leonard       | 2  |
| Eric Ivory Jr.   | 2  |
| Joedrick Lewis   | 1  |
| William McCall   | 1  |
| JaQori Williams  | 1  |
| Totals           | 15 |

| <b>Interceptions</b> | <b>No.</b> | <b>Yds</b> |
|----------------------|------------|------------|
| Joedrick Lewis       | 1          | 27         |
| Tyler Nelome         | 1          | 0          |
| Totals               | 2          | 27         |

#### **Blocked Kicks**

Christian Fuhrman (punt, vs. Nicholls, 9/17/22)  
Steven Lewis (PAT, vs. Nicholls, 9/17/22)

# 2022 SOUTHEAST MISSOURI FOOTBALL NOTES

## STARTERS/PARTICIPATION



### Offensive Starters

| Date     | Opponent              | WR   | WR      | TE        | LT   | LG      | C    | RG        | RT    | QB        | RB   | WR       |
|----------|-----------------------|------|---------|-----------|------|---------|------|-----------|-------|-----------|------|----------|
| 09-03-22 | at Iowa State         | King | Vick    | Weidemann | Cook | Rodgers | Gieg | Sixkiller | Korte | DeLaurent | Hess | Flournoy |
| 09-10-22 | at Southern Illinois  | King | Vick    | Weidemann | Cook | Rodgers | Gieg | Sixkiller | Korte | DeLaurent | Hess | Flournoy |
| 09-17-22 | Nicholls State        | King | Frazier | Weidemann | Cook | Rodgers | Gieg | Sixkiller | Korte | DeLaurent | Hess | Flournoy |
| 09-24-22 | Central Arkansas      | King | Vick    | Weidemann | Cook | Rodgers | Gieg | Sixkiller | Korte | DeLaurent | Hess | Flournoy |
| 10-01-22 | at Lindenwood         |      |         |           |      |         |      |           |       |           |      |          |
| 10-08-22 | Tennessee Tech        |      |         |           |      |         |      |           |       |           |      |          |
| 10-22-22 | at Northwestern State |      |         |           |      |         |      |           |       |           |      |          |
| 10-29-22 | Eastern Kentucky      |      |         |           |      |         |      |           |       |           |      |          |
| 11-05-22 | at Tennessee State    |      |         |           |      |         |      |           |       |           |      |          |
| 11-12-22 | at Eastern Illinois   |      |         |           |      |         |      |           |       |           |      |          |
| 11-19-22 | Murray State          |      |         |           |      |         |      |           |       |           |      |          |

### Defensive Starters

| Date     | Opponent              | S/DT       | DT       | DT     | OLB  | LB (Will) | ILB (Mike) | OLB    | CB      | SS      | FS       | CB        |
|----------|-----------------------|------------|----------|--------|------|-----------|------------|--------|---------|---------|----------|-----------|
| 09-03-22 | at Iowa State         | McCall, S  | S. Lewis | Holmes | Cole | Walton    | Norman     | Booker | Leonard | Johnson | Hodges   | D. Taylor |
| 09-10-22 | at Southern Illinois  | Keeper, DT | S. Lewis | Holmes | Cole | Walton    | Fuhrman    | Booker | Leonard | Johnson | J. Lewis | D. Taylor |
| 09-17-22 | Nicholls State        | Manuel, DT | S. Lewis | Holmes | Cole | Walton    | Norman     | Booker | Leonard | Johnson | Hodges   | Nelome    |
| 09-24-22 | Central Arkansas      | Manuel, DT | S. Lewis | Holmes | Cole | Walton    | Norman     | Booker | Leonard | Johnson | Hodges   | McCall    |
| 10-01-22 | at Lindenwood         |            |          |        |      |           |            |        |         |         |          |           |
| 10-08-22 | Tennessee Tech        |            |          |        |      |           |            |        |         |         |          |           |
| 10-22-22 | at Northwestern State |            |          |        |      |           |            |        |         |         |          |           |
| 10-29-22 | Eastern Kentucky      |            |          |        |      |           |            |        |         |         |          |           |
| 11-05-22 | at Tennessee State    |            |          |        |      |           |            |        |         |         |          |           |
| 11-12-22 | at Eastern Illinois   |            |          |        |      |           |            |        |         |         |          |           |
| 11-19-22 | Murray State          |            |          |        |      |           |            |        |         |         |          |           |

### Game-by-Game Specialists

| Date     | Opponent              | K      | P      |
|----------|-----------------------|--------|--------|
| 09-03-22 | at Iowa State         | Krause | Haynes |
| 09-10-22 | at Southern Illinois  | Krause | Haynes |
| 09-17-22 | Nicholls State        | Krause | Haynes |
| 09-24-22 | Central Arkansas      | Pippin | Haynes |
| 10-01-22 | at Lindenwood         |        |        |
| 10-08-22 | Tennessee Tech        |        |        |
| 10-22-22 | at Northwestern State |        |        |
| 10-29-22 | Eastern Kentucky      |        |        |
| 11-05-22 | at Tennessee State    |        |        |
| 11-12-22 | at Eastern Illinois   |        |        |
| 11-19-22 | Murray State          |        |        |

### 2022 Participation Chart

|    |                    |     |
|----|--------------------|-----|
| 94 | Adams, Harris      | 4/0 |
| 18 | Booker, Keandre    | 4/4 |
| 66 | Brumfield, McKel   | 1/0 |
| 55 | Cairo, Nasim       | 4/0 |
| 16 | Carter, Austin     | 3/0 |
| 73 | Christopher, Will  | 2/0 |
| 83 | Clinkenbeard, Jack | 4/0 |
| 12 | Cole, Jordan       | 4/4 |
| 76 | Cook, Terry        | 4/4 |
| 30 | Cunningham, Judd   | 4/0 |
| 10 | DeLaurent, Paxton  | 4/4 |
| 25 | Dollar, Slade      | 4/0 |
| 1  | Flournoy, Ryan     | 4/4 |
| 8  | Frazier, Pervis    | 4/1 |
| 64 | Frye, Chris        | 1/0 |
| 4  | Fuhrman, Christian | 4/1 |
| 56 | Gieg, Zack         | 4/4 |
| 90 | Harris, Michael    | 1/0 |
| 47 | Haynes, Zach       | 4/0 |
| 6  | Hess, Geno         | 4/4 |
| 8  | Hodges, Trai       | 3/3 |
| 91 | Holmes, LaWilliam  | 4/4 |
| 28 | Ivory Jr., Eric    | 4/0 |
| 98 | Jamerson, Michael  | 4/0 |
| 7  | Johnson, Lawrence  | 4/4 |
| 81 | Joiner, Danny      | 4/0 |
| 95 | Keeper, Sam        | 4/1 |

|    |                     |     |
|----|---------------------|-----|
| 4  | King, Johnny        | 4/4 |
| 68 | Korte, Nate         | 4/4 |
| 19 | Krause, Adam        | 4/0 |
| 60 | Laux, AJ            | 2/0 |
| 5  | Leonard, Ty         | 4/4 |
| 2  | Lewis, Joedrick     | 3/1 |
| 99 | Lewis, Steven       | 4/4 |
| 50 | Manuel, Lunden      | 4/2 |
| 84 | Martin, Zach        | 1/0 |
| 11 | Matthews, Mike      | 2/0 |
| 6  | McCall, William     | 4/2 |
| 14 | McDonald, Dalyn     | 4/0 |
| 22 | Nelome, Tyler       | 2/1 |
| 32 | Norman, Bryce       | 4/3 |
| 23 | Pickens III, Henry  | 4/0 |
| 49 | Pippin, DC          | 4/0 |
| 9  | Robbins, Keveon     | 4/0 |
| 70 | Rodgers, Shyron     | 4/4 |
| 21 | Rucker, Shamenski   | 4/0 |
| 69 | Sixkiller, Kobe     | 4/4 |
| 33 | Smith, Darrell      | 3/0 |
| 80 | Stevenson, Korte    | 1/0 |
| 29 | Taylor, Antonio     | 4/0 |
| 10 | Taylor, Dony'e      | 3/2 |
| 45 | Terrell, Izeal      | 4/0 |
| 87 | Thompson, Braden    | 3/0 |
| 48 | Thompson, Latrevion | 1/0 |
| 15 | Todd, Garrett       | 3/0 |
| 75 | Truschel, Clive     | 4/0 |

|    |                 |     |
|----|-----------------|-----|
| 26 | Tyus, Keilyn    | 4/0 |
| 16 | Vick, Damorie   | 3/3 |
| 41 | Walker, Jenson  | 4/0 |
| 13 | Walton, Mali    | 4/4 |
| 62 | Ja'Kobe Watkins | 4/0 |
| 97 | Webb, Caleb     | 1/0 |
| 88 | Weidemann, Will | 4/4 |
| 74 | Wilder, Phillip | 2/0 |
| 24 | JaQori Williams | 3/0 |





## 2022 SOUTHEAST MISSOURI FOOTBALL NOTES

### INDIVIDUAL GAME-BY-GAME STATISTICS

#### Game-by-Game Rushing/Passing/Receiving (Games with Statistics Listed Only)

##### Q'Nairies Anderson

|          |                    | RUSHING |     |    |    | RECEIVING |     |    |    |
|----------|--------------------|---------|-----|----|----|-----------|-----|----|----|
| 2020     | Opponent           | No.     | Yds | TD | Lg | No.       | Yds | TD | Lg |
| 04-11-21 | at Tennessee State | 4       | 12  | 0  | 12 | 0         | 0   | 0  | 0  |
|          | <i>Total</i>       | 4       | 12  | 0  | 12 | 0         | 0   | 0  | 0  |
|          |                    | RUSHING |     |    |    | RECEIVING |     |    |    |
| 2021     | Opponent           | No.     | Yds | TD | Lg | No.       | Yds | TD | Lg |
| 09-18-21 | at Missouri        | 1       | 75  | 1  | 75 | 0         | 0   | 0  | 0  |
| 09-25-21 | Tennessee State    | 3       | 21  | 0  | 15 | 1         | 2   | 0  | 2  |
|          | <i>Total</i>       | 4       | 96  | 1  | 75 | 1         | 2   | 0  | 2  |

##### Jacob Buie

|             |                     | PASSING    |            |            |            |            |            |           |           |
|-------------|---------------------|------------|------------|------------|------------|------------|------------|-----------|-----------|
| <u>2019</u> | <u>Opponent</u>     | <u>Cmp</u> | <u>Att</u> | <u>Int</u> | <u>Yds</u> | <u>TD</u>  | <u>LG</u>  |           |           |
| 09-14-19    | at Missouri         | 2          | 4          | 0          | -4         | 0          | 0          |           |           |
|             | <i>Total</i>        | 2          | 4          | 0          | -4         | 0          | 0          |           |           |
|             |                     | RUSHING    |            |            |            | RECEIVING  |            |           |           |
| <u>2020</u> | <u>Opponent</u>     | <u>No.</u> | <u>Yds</u> | <u>TD</u>  | <u>Lg</u>  | <u>No.</u> | <u>Yds</u> | <u>TD</u> | <u>Lg</u> |
| 02-28-21    | at Eastern Illinois | 1          | -1         | 0          | 0          | 0          | 0          | 0         | 0         |
| 04-11-21    | at Tennessee State  | 1          | 9          | 0          | 9          | 0          | 0          | 0         | 0         |
|             | <i>Total</i>        | 2          | 8          | 0          | 9          | 0          | 0          | 0         | 0         |
|             |                     | PASSING    |            |            |            |            |            |           |           |
| <u>2020</u> | <u>Opponent</u>     | <u>Cmp</u> | <u>Att</u> | <u>Int</u> | <u>Yds</u> | <u>TD</u>  | <u>LG</u>  |           |           |
| 02-28-21    | at Eastern Illinois | 2          | 6          | 0          | 25         | 0          | 19         |           |           |
|             | <i>Total</i>        | 2          | 6          | 0          | 25         | 0          | 19         |           |           |
|             |                     | PASSING    |            |            |            |            |            |           |           |
| <u>2021</u> | <u>Opponent</u>     | <u>Cmp</u> | <u>Att</u> | <u>Int</u> | <u>Yds</u> | <u>TD</u>  | <u>LG</u>  |           |           |
| 11-20-21    | UT Martin           | 0          | 1          | 0          | 0          | 0          | 0          |           |           |
|             | <i>Total</i>        | 0          | 1          | 0          | 0          | 0          | 0          |           |           |

##### Jack Clindenbeard

|          |              | RUSHING |     |    |    | RECEIVING |     |    |    |
|----------|--------------|---------|-----|----|----|-----------|-----|----|----|
| 2022     | Opponent     | No.     | Yds | TD | Lg | No.       | Yds | TD | Lg |
| 09-17-22 | Nicholls     | 0       | 0   | 0  | 0  | 1         | 18  | 0  | 18 |
|          | <i>Total</i> | 0       | 0   | 0  | 0  | 1         | 18  | 0  | 18 |

##### Paxton DeLaurent

|             |                      | RUSHING    |            |            |            | RECEIVING  |            |           |           |
|-------------|----------------------|------------|------------|------------|------------|------------|------------|-----------|-----------|
| <u>2022</u> | <u>Opponent</u>      | <u>No.</u> | <u>Yds</u> | <u>TD</u>  | <u>Lg</u>  | <u>No.</u> | <u>Yds</u> | <u>TD</u> | <u>Lg</u> |
| 09-03-22    | at Iowa State        | 12         | 74         | 0          | 20         | 1          | 1          | 0         | 1         |
| 09-10-22    | at Southern Illinois | 7          | -7         | 0          | 3          | 0          | 0          | 0         | 0         |
| 09-17-22    | Nicholls             | 4          | 27         | 1          | 9          | 0          | 0          | 0         | 0         |
| 09-24-22    | Central Arkansas     | 15         | 60         | 1          | 16         | 0          | 0          | 0         | 0         |
|             | <i>Total</i>         | 38         | 154        | 2          | 20         | 1          | 1          | 0         | 1         |
|             |                      |            |            |            |            |            |            |           |           |
|             |                      | PASSING    |            |            |            |            |            |           |           |
| <u>2022</u> | <u>Opponent</u>      | <u>Cmp</u> | <u>Att</u> | <u>Int</u> | <u>Yds</u> | <u>TD</u>  | <u>LG</u>  |           |           |
| 09-03-22    | at Iowa State        | 19         | 38         | 1          | 222        | 1          | 41         |           |           |
| 09-10-22    | at Southern Illinois | 33         | 44         | 0          | 332        | 4          | 42         |           |           |
| 09-17-22    | Nicholls             | 22         | 32         | 1          | 309        | 3          | 42         |           |           |
| 09-24-22    | Central Arkansas     | 17         | 31         | 1          | 252        | 2          | 62         |           |           |
|             | <i>Total</i>         | 91         | 145        | 3          | 1115       | 10         | 62         |           |           |

##### Ryan Flournoy

|          |                      | RUSHING |     |    |    | RECEIVING |     |    |    |
|----------|----------------------|---------|-----|----|----|-----------|-----|----|----|
| 2022     | Opponent             | No.     | Yds | TD | Lg | No.       | Yds | TD | Lg |
| 09-03-22 | at Iowa State        | 0       | 0   | 0  | 0  | 3         | 56  | 0  | 41 |
| 09-10-22 | at Southern Illinois | 0       | 0   | 0  | 0  | 10        | 145 | 1  | 42 |
| 09-17-22 | Nicholls             | 0       | 0   | 0  | 0  | 4         | 52  | 1  | 29 |
| 09-24-22 | Central Arkansas     | 0       | 0   | 0  | 0  | 2         | 68  | 1  | 62 |
|          | <i>Total</i>         | 0       | 0   | 0  | 0  | 19        | 321 | 3  | 62 |

##### Pervis Frazier

|          |                      | RUSHING |     |    |    | RECEIVING |     |    |    |
|----------|----------------------|---------|-----|----|----|-----------|-----|----|----|
| 2022     | Opponent             | No.     | Yds | TD | Lg | No.       | Yds | TD | Lg |
| 09-03-22 | at Iowa State        | 0       | 0   | 0  | 0  | 2         | 36  | 0  | 30 |
| 09-10-22 | at Southern Illinois | 0       | 0   | 0  | 0  | 1         | 11  | 0  | 11 |
| 09-17-22 | Nicholls             | 0       | 0   | 0  | 0  | 3         | 64  | 0  | 42 |
| 09-24-22 | Central Arkansas     | 0       | 0   | 0  | 0  | 2         | 13  | 0  | 7  |
|          | <i>Total</i>         | 0       | 0   | 0  | 0  | 8         | 124 | 0  | 42 |

##### Geno Hess

|          |                       | RUSHING |      |    |    | RECEIVING |     |    |    |
|----------|-----------------------|---------|------|----|----|-----------|-----|----|----|
| 2018     | Opponent              | No.     | Yds  | TD | Lg | No.       | Yds | TD | Lg |
| 10-06-18 | at Tennessee Tech     | 0       | 0    | 0  | 0  | 11        | 64  | 0  | 17 |
|          | <i>Total</i>          | 0       | 0    | 0  | 0  | 11        | 64  | 0  | 17 |
|          |                       | RUSHING |      |    |    | RECEIVING |     |    |    |
| 2019     | Opponent              | No.     | Yds  | TD | Lg | No.       | Yds | TD | Lg |
| 08-29-19 | Southern Illinois     | 13      | 77   | 1  | 39 | 0         | 0   | 0  | 0  |
| 09-07-19 | at Montana State      | 13      | 90   | 0  | 22 | 0         | 0   | 0  | 0  |
| 09-14-19 | at Missouri           | 6       | 17   | 0  | 11 | 1         | -2  | 0  | 0  |
| 09-21-19 | West Virginia State   | 10      | 96   | 2  | 24 | 0         | 0   | 0  | 0  |
| 10-05-19 | Tennessee Tech        | 7       | 36   | 1  | 10 | 0         | 0   | 0  | 0  |
| 10-12-19 | at Austin Peay        | 7       | 20   | 0  | 11 | 0         | 0   | 0  | 0  |
| 10-19-19 | at Jacksonville State | 14      | 33   | 0  | 8  | 0         | 0   | 0  | 0  |
| 10-26-19 | UT Martin             | 3       | 5    | 0  | 10 | 0         | 0   | 0  | 0  |
| 11-02-19 | at Tennessee State    | 14      | 156  | 2  | 73 | 0         | 0   | 0  | 0  |
| 11-09-19 | Eastern Kentucky      | 10      | 40   | 0  | 14 | 0         | 0   | 0  | 0  |
| 11-16-19 | at Eastern Illinois   | 5       | 5    | 0  | 5  | 0         | 0   | 0  | 0  |
|          | <i>Total</i>          | 102     | 575  | 6  | 73 | 1         | -2  | 0  | 0  |
|          |                       | RUSHING |      |    |    | RECEIVING |     |    |    |
| 2020     | Opponent              | No.     | Yds  | TD | Lg | No.       | Yds | TD | Lg |
| 10-30-20 | at Southern Illinois  | 16      | 128  | 1  | 64 | 0         | 0   | 0  | 0  |
| 02-28-21 | at Eastern Illinois   | 11      | 41   | 2  | 9  | 1         | -3  | 0  | 0  |
| 03-07-21 | Murray State          | 13      | 70   | 0  | 14 | 0         | 0   | 0  | 0  |
| 03-14-21 | Austin Peay           | 37      | 124  | 4  | 20 | 1         | 3   | 0  | 3  |
| 03-21-21 | at Jacksonville State | 13      | 38   | 0  | 13 | 0         | 0   | 0  | 0  |
| 03-28-21 | Tennessee Tech        | 18      | 89   | 1  | 21 | 0         | 0   | 0  | 0  |
| 04-03-21 | at UT Martin          | 18      | 89   | 1  | 31 | 0         | 0   | 0  | 0  |
| 04-11-21 | at Tennessee State    | 11      | 87   | 3  | 19 | 0         | 0   | 0  | 0  |
|          | <i>Total</i>          | 137     | 666  | 12 | 64 | 2         | 0   | 0  | 3  |
|          |                       | RUSHING |      |    |    | RECEIVING |     |    |    |
| 2021     | Opponent              | No.     | Yds  | TD | Lg | No.       | Yds | TD | Lg |
| 09-02-21 | Southern Illinois     | 18      | 104  | 0  | 35 | 1         | 6   | 0  | 6  |
| 09-11-21 | at Sam Houston        | 15      | 42   | 1  | 15 | 0         | 0   | 0  | 0  |
| 09-18-21 | at Missouri           | 13      | 50   | 1  | 13 | 2         | 31  | 0  | 26 |
| 09-25-21 | Tennessee State       | 25      | 205  | 3  | 63 | 1         | 27  | 0  | 27 |
| 10-02-21 | at Tennessee Tech     | 16      | 69   | 1  | 33 | 0         | 0   | 0  | 0  |
| 10-09-21 | at Austin Peay        | 28      | 116  | 3  | 14 | 0         | 0   | 0  | 0  |
| 10-16-21 | Murray State          | 22      | 176  | 2  | 60 | 0         | 0   | 0  | 0  |
| 10-23-21 | at UT Martin          | 18      | 137  | 1  | 66 | 0         | 0   | 0  | 0  |
| 10-30-21 | Eastern Illinois      | 28      | 107  | 1  | 17 | 0         | 0   | 0  | 0  |
| 11-13-21 | at Murray State       | 20      | 111  | 1  | 56 | 1         | 5   | 0  | 5  |
|          | <i>Total</i>          | 203     | 1117 | 14 | 66 | 5         | 69  | 0  | 27 |

# 2022 SOUTHEAST MISSOURI FOOTBALL NOTES

## INDIVIDUAL GAME-BY-GAME STATISTICS



| 2022     | Opponent             | RUSHING |     |    |    | RECEIVING |     |    |    |
|----------|----------------------|---------|-----|----|----|-----------|-----|----|----|
|          |                      | No.     | Yds | TD | Lg | No.       | Yds | TD | Lg |
| 09-03-22 | at Iowa State        | 6       | 8   | 0  | 5  | 1         | 29  | 0  | 29 |
| 09-10-22 | at Southern Illinois | 19      | 65  | 0  | 11 | 0         | 0   | 0  | 0  |
| 09-17-22 | Nicholls             | 14      | 70  | 1  | 15 | 2         | 15  | 2  | 11 |
| 09-24-22 | Central Arkansas     | 20      | 123 | 0  | 24 | 2         | 24  | 0  | 17 |
| Total    |                      | 59      | 166 | 1  | 24 | 5         | 68  | 2  | 29 |

### Danny Joiner

| 2022     | Opponent             | RUSHING |     |    |    | RECEIVING |     |    |    |
|----------|----------------------|---------|-----|----|----|-----------|-----|----|----|
|          |                      | No.     | Yds | TD | Lg | No.       | Yds | TD | Lg |
| 09-10-22 | at Southern Illinois | 0       | 0   | 0  | 0  | 2         | 0   | 0  | 2  |
| 09-17-22 | Nicholls             | 0       | 0   | 0  | 0  | 2         | 15  | 0  | 8  |
| 09-24-22 | Central Arkansas     | 0       | 0   | 0  | 0  | 1         | 6   | 0  | 6  |
| Total    |                      | 0       | 0   | 0  | 0  | 5         | 21  | 0  | 8  |

### Johnny King

| 2020     | Opponent              | RUSHING |     |    |    | RECEIVING |     |    |    |
|----------|-----------------------|---------|-----|----|----|-----------|-----|----|----|
|          |                       | No.     | Yds | TD | Lg | No.       | Yds | TD | Lg |
| 10-30-20 | at Southern Illinois  | 0       | 0   | 0  | 0  | 2         | 34  | 1  | 21 |
| 02-28-21 | at Eastern Illinois   | 0       | 0   | 0  | 0  | 7         | 115 | 1  | 39 |
| 03-07-21 | Murray State          | 0       | 0   | 0  | 0  | 4         | 32  | 0  | 13 |
| 03-14-21 | Austin Peay           | 0       | 0   | 0  | 0  | 4         | 57  | 0  | 28 |
| 03-21-21 | at Jacksonville State | 0       | 0   | 0  | 0  | 3         | 29  | 0  | 12 |
| 03-28-21 | Tennessee Tech        | 0       | 0   | 0  | 0  | 2         | 8   | 0  | 5  |
| 04-03-21 | at UT Martin          | 0       | 0   | 0  | 0  | 6         | 46  | 0  | 15 |
| 04-11-21 | at Tennessee State    | 0       | 0   | 0  | 0  | 3         | 71  | 0  | 44 |
| Total    |                       | 0       | 0   | 0  | 0  | 31        | 392 | 2  | 44 |

| 2021     | Opponent          | RUSHING |     |    |    | RECEIVING |     |    |    |
|----------|-------------------|---------|-----|----|----|-----------|-----|----|----|
|          |                   | No.     | Yds | TD | Lg | No.       | Yds | TD | Lg |
| 09-02-21 | Southern Illinois | 0       | 0   | 0  | 0  | 1         | 2   | 0  | 2  |
| 09-11-21 | at Sam Houston    | 0       | 0   | 0  | 0  | 1         | 24  | 0  | 24 |
| 09-18-21 | at Missouri       | 0       | 0   | 0  | 0  | 1         | 4   | 0  | 4  |
| 09-25-21 | Tennessee State   | 0       | 0   | 0  | 0  | 2         | 51  | 0  | 37 |
| 10-02-21 | at Tennessee Tech | 0       | 0   | 0  | 0  | 5         | 54  | 1  | 18 |
| 10-09-21 | at Austin Peay    | 0       | 0   | 0  | 0  | 4         | 34  | 1  | 10 |
| 10-23-21 | at UT Martin      | 0       | 0   | 0  | 0  | 3         | 96  | 2  | 36 |
| 10-30-21 | Eastern Illinois  | 0       | 0   | 0  | 0  | 1         | 33  | 1  | 33 |
| 11-13-21 | at Murray State   | 0       | 0   | 0  | 0  | 2         | 72  | 0  | 55 |
| 11-20-21 | UT Martin         | 0       | 0   | 0  | 0  | 4         | 79  | 0  | 39 |
| Total    |                   | 0       | 0   | 0  | 0  | 24        | 449 | 5  | 55 |

| 2022     | Opponent             | RUSHING |     |    |    | RECEIVING |     |    |    |
|----------|----------------------|---------|-----|----|----|-----------|-----|----|----|
|          |                      | No.     | Yds | TD | Lg | No.       | Yds | TD | Lg |
| 09-03-22 | at Iowa State        | 0       | 0   | 0  | 0  | 6         | 46  | 0  | 12 |
| 09-10-22 | at Southern Illinois | 0       | 0   | 0  | 0  | 14        | 125 | 2  | 33 |
| 09-17-22 | Nicholls             | 0       | 0   | 0  | 0  | 5         | 82  | 0  | 22 |
| 09-24-22 | Central Arkansas     | 0       | 0   | 0  | 0  | 5         | 68  | 1  | 21 |
| Total    |                      | 0       | 0   | 0  | 0  | 30        | 321 | 3  | 33 |

### Dalyn McDonald

| 2022     | Opponent             | RUSHING |     |    |    | RECEIVING |     |    |    |
|----------|----------------------|---------|-----|----|----|-----------|-----|----|----|
|          |                      | No.     | Yds | TD | Lg | No.       | Yds | TD | Lg |
| 09-10-22 | at Southern Illinois | 0       | 0   | 0  | 0  | 1         | 4   | 0  | 4  |
| 09-17-22 | Nicholls             | 0       | 0   | 0  | 0  | 2         | 59  | 0  | 39 |
| 09-24-22 | Central Arkansas     | 0       | 0   | 0  | 0  | 1         | 6   | 0  | 6  |
| Total    |                      | 0       | 0   | 0  | 0  | 4         | 69  | 0  | 39 |

### CJ Ogbonna

| 2021     | Opponent          | RUSHING |     |    |    | RECEIVING |     |    |    |
|----------|-------------------|---------|-----|----|----|-----------|-----|----|----|
|          |                   | No.     | Yds | TD | Lg | No.       | Yds | TD | Lg |
| 09-02-21 | Southern Illinois | 8       | 10  | 0  | 8  | 0         | 0   | 0  | 0  |
| 09-11-21 | at Sam Houston    | 7       | 9   | 0  | 14 | 0         | 0   | 0  | 0  |
| 09-18-21 | at Missouri       | 12      | 96  | 0  | 24 | 0         | 0   | 0  | 0  |
| 09-25-21 | Tennessee State   | 16      | 48  | 0  | 9  | 0         | 0   | 0  | 0  |
| 10-02-21 | at Tennessee Tech | 4       | 11  | 0  | 5  | 0         | 0   | 0  | 0  |
| 10-09-21 | at Austin Peay    | 4       | 6   | 0  | 2  | 0         | 0   | 0  | 0  |
| 10-16-21 | Murray State      | 10      | 36  | 1  | 11 | 0         | 0   | 0  | 0  |
| 10-23-21 | at UT Martin      | 7       | 50  | 0  | 15 | 0         | 0   | 0  | 0  |
| 10-30-21 | Eastern Illinois  | 10      | 34  | 1  | 24 | 0         | 0   | 0  | 0  |
| 11-13-21 | at Murray State   | 8       | -17 | 0  | 5  | 0         | 0   | 0  | 0  |
| 11-20-21 | UT Martin         | 8       | 74  | 1  | 39 | 0         | 0   | 0  | 0  |
| Total    |                   | 94      | 347 | 3  | 39 | 0         | 0   | 0  | 0  |

| 2021     | Opponent          | PASSING |     |     |      | RECEIVING |    |     |    |
|----------|-------------------|---------|-----|-----|------|-----------|----|-----|----|
|          |                   | Cmp     | Att | Int | Yds  | TD        | Lg | Yds | TD |
| 09-02-21 | Southern Illinois | 9       | 19  | 0   | 47   | 1         | 15 | 15  | 1  |
| 09-11-21 | at Sam Houston    | 13      | 27  | 1   | 168  | 1         | 43 | 43  | 1  |
| 09-18-21 | at Missouri       | 7       | 14  | 1   | 53   | 0         | 16 | 16  | 0  |
| 09-25-21 | Tennessee State   | 14      | 23  | 1   | 227  | 1         | 39 | 39  | 1  |
| 10-02-21 | at Tennessee Tech | 5       | 14  | 1   | 26   | 0         | 8  | 8   | 0  |
| 10-09-21 | at Austin Peay    | 3       | 9   | 1   | 25   | 1         | 10 | 10  | 1  |
| 10-16-21 | Murray State      | 9       | 20  | 0   | 145  | 1         | 28 | 28  | 1  |
| 10-23-21 | at UT Martin      | 13      | 24  | 0   | 194  | 2         | 36 | 36  | 2  |
| 10-30-21 | Eastern Illinois  | 9       | 16  | 0   | 197  | 2         | 40 | 40  | 2  |
| 11-13-21 | at Murray State   | 15      | 29  | 1   | 234  | 0         | 55 | 55  | 0  |
| 11-20-21 | UT Martin         | 14      | 25  | 2   | 205  | 3         | 39 | 39  | 3  |
| Total    |                   | 111     | 220 | 8   | 1521 | 12        | 55 | 55  | 12 |

| 2022     | Opponent | RUSHING |     |    |    | RECEIVING |     |    |    |
|----------|----------|---------|-----|----|----|-----------|-----|----|----|
|          |          | No.     | Yds | TD | Lg | No.       | Yds | TD | Lg |
| 09-17-22 | Nicholls | 4       | 16  | 0  | 8  | 0         | 0   | 0  | 0  |
| Total    |          | 4       | 16  | 0  | 8  | 0         | 0   | 0  | 0  |

| 2022     | Opponent             | PASSING |     |     |     | RECEIVING |    |     |    |
|----------|----------------------|---------|-----|-----|-----|-----------|----|-----|----|
|          |                      | Cmp     | Att | Int | Yds | TD        | Lg | Yds | TD |
| 09-10-22 | at Southern Illinois | 0       | 1   | 0   | 0   | 0         | 0  | 0   | 0  |
| 09-17-22 | Nicholls             | 1       | 3   | 0   | -5  | 0         | 0  | 0   | 0  |
| Total    |                      | 1       | 4   | 0   | -5  | 0         | 0  | 0   | 0  |

### Christian Perez

| 2021     | Opponent          | RUSHING |     |    |    | RECEIVING |     |    |    |
|----------|-------------------|---------|-----|----|----|-----------|-----|----|----|
|          |                   | No.     | Yds | TD | Lg | No.       | Yds | TD | Lg |
| 09-02-21 | Southern Illinois | 2       | 1   | 0  | 6  | 0         | 0   | 0  | 0  |
| Total    |                   | 2       | 1   | 0  | 6  | 0         | 0   | 0  | 0  |

| 2021     | Opponent          | PASSING |     |     |     | RECEIVING |    |     |    |
|----------|-------------------|---------|-----|-----|-----|-----------|----|-----|----|
|          |                   | Cmp     | Att | Int | Yds | TD        | Lg | Yds | TD |
| 09-02-21 | Southern Illinois | 4       | 6   | 0   | 54  | 1         | 15 | 15  | 1  |
| 09-11-21 | at Sam Houston    | 0       | 1   | 0   | 0   | 0         | 0  | 0   | 0  |
| Total    |                   | 4       | 7   | 0   | 54  | 1         | 15 | 15  | 1  |

| 2022     | Opponent             | PASSING |     |     |     | RECEIVING |    |     |    |
|----------|----------------------|---------|-----|-----|-----|-----------|----|-----|----|
|          |                      | Cmp     | Att | Int | Yds | TD        | Lg | Yds | TD |
| 09-10-22 | at Southern Illinois | 0       | 1   | 0   | 0   | 0         | 0  | 0   | 0  |
| Total    |                      | 0       | 1   | 0   | 0   | 0         | 0  | 0   | 0  |



## 2022 SOUTHEAST MISSOURI FOOTBALL NOTES

### INDIVIDUAL GAME-BY-GAME STATISTICS

#### Shamenski Rucker

| 2020     | Opponent              | RUSHING   |            |          |           | RECEIVING |           |          |           |
|----------|-----------------------|-----------|------------|----------|-----------|-----------|-----------|----------|-----------|
|          |                       | No.       | Yds        | TD       | Lg        | No.       | Yds       | TD       | Lg        |
| 02-28-21 | at Eastern Illinois   | 5         | 25         | 0        | 13        | 0         | 0         | 0        | 0         |
| 03-14-21 | Austin Peay           | 1         | -1         | 0        | 0         | 0         | 0         | 0        | 0         |
| 03-21-21 | at Jacksonville State | 3         | -1         | 0        | 13        | 0         | 0         | 0        | 0         |
| 03-28-21 | Tennessee Tech        | 5         | 8          | 0        | 9         | 2         | 21        | 0        | 16        |
| 04-03-21 | at UT Martin          | 3         | 9          | 0        | 9         | 1         | 8         | 0        | 8         |
| 04-11-21 | at Tennessee State    | 5         | 47         | 0        | 15        | 1         | 7         | 0        | 7         |
|          | <b>Total</b>          | <b>22</b> | <b>87</b>  | <b>0</b> | <b>15</b> | <b>4</b>  | <b>36</b> | <b>0</b> | <b>16</b> |
| 2021     | Opponent              | RUSHING   |            |          |           | RECEIVING |           |          |           |
|          |                       | No.       | Yds        | TD       | Lg        | No.       | Yds       | TD       | Lg        |
| 09-02-21 | Southern Illinois     | 1         | 2          | 0        | 2         | 0         | 0         | 0        | 0         |
| 09-11-21 | at Sam Houston        | 3         | 24         | 0        | 19        | 0         | 0         | 0        | 0         |
| 09-18-21 | at Missouri           | 7         | 48         | 2        | 18        | 0         | 0         | 0        | 0         |
| 09-25-21 | Tennessee State       | 11        | 73         | 1        | 43        | 1         | 2         | 0        | 2         |
| 10-02-21 | at Tennessee Tech     | 4         | 9          | 0        | 16        | 0         | 0         | 0        | 0         |
| 10-09-21 | at Austin Peay        | 9         | 29         | 0        | 7         | 0         | 0         | 0        | 0         |
| 10-16-21 | Murray State          | 5         | 11         | 0        | 6         | 0         | 0         | 0        | 0         |
| 10-23-21 | at UT Martin          | 3         | 16         | 0        | 11        | 0         | 0         | 0        | 0         |
| 10-30-21 | Eastern Illinois      | 6         | 26         | 0        | 8         | 0         | 0         | 0        | 0         |
| 11-20-21 | UT Martin             | 28        | 110        | 0        | 19        | 0         | 0         | 0        | 0         |
|          | <b>Total</b>          | <b>77</b> | <b>348</b> | <b>3</b> | <b>43</b> | <b>1</b>  | <b>2</b>  | <b>0</b> | <b>2</b>  |
| 2022     | Opponent              | RUSHING   |            |          |           | RECEIVING |           |          |           |
|          |                       | No.       | Yds        | TD       | Lg        | No.       | Yds       | TD       | Lg        |
| 09-03-22 | at Iowa State         | 3         | 9          | 0        | 9         | 0         | 0         | 0        | 0         |
| 09-10-22 | at Southern Illinois  | 0         | 0          | 0        | 0         | 1         | 4         | 0        | 4         |
| 09-17-22 | Nicholls              | 7         | 50         | 0        | 28        | 1         | 1         | 0        | 1         |
| 09-24-22 | Central Arkansas      | 7         | 32         | 0        | 12        | 0         | 0         | 0        | 0         |
|          | <b>Total</b>          | <b>17</b> | <b>91</b>  | <b>0</b> | <b>28</b> | <b>2</b>  | <b>5</b>  | <b>0</b> | <b>4</b>  |

#### Darrell Smith

| 2022     | Opponent      | RUSHING  |           |          |          | RECEIVING |          |          |          |
|----------|---------------|----------|-----------|----------|----------|-----------|----------|----------|----------|
|          |               | No.      | Yds       | TD       | Lg       | No.       | Yds      | TD       | Lg       |
| 09-03-22 | at Iowa State | 1        | 7         | 0        | 7        | 1         | 9        | 0        | 9        |
| 09-17-22 | Nicholls      | 2        | 3         | 0        | 3        | 1         | -5       | 0        | 0        |
|          | <b>Total</b>  | <b>3</b> | <b>10</b> | <b>0</b> | <b>7</b> | <b>2</b>  | <b>4</b> | <b>0</b> | <b>9</b> |

#### Garrett Todd

| 2020     | Opponent             | RUSHING  |          |          |          | RECEIVING |           |          |           |
|----------|----------------------|----------|----------|----------|----------|-----------|-----------|----------|-----------|
|          |                      | No.      | Yds      | TD       | Lg       | No.       | Yds       | TD       | Lg        |
| 02-28-21 | at Eastern Illinois  | 0        | 0        | 0        | 0        | 4         | 39        | 0        | 19        |
|          | <b>Total</b>         | <b>0</b> | <b>0</b> | <b>0</b> | <b>0</b> | <b>4</b>  | <b>39</b> | <b>0</b> | <b>19</b> |
| 2021     | Opponent             | RUSHING  |          |          |          | RECEIVING |           |          |           |
|          |                      | No.      | Yds      | TD       | Lg       | No.       | Yds       | TD       | Lg        |
| 09-02-21 | Southern Illinois    | 0        | 0        | 0        | 0        | 1         | 6         | 1        | 6         |
| 10-02-21 | at Tennessee Tech    | 0        | 0        | 0        | 0        | 1         | 9         | 0        | 9         |
|          | <b>Total</b>         | <b>0</b> | <b>0</b> | <b>0</b> | <b>0</b> | <b>2</b>  | <b>15</b> | <b>1</b> | <b>9</b>  |
| 2022     | Opponent             | RUSHING  |          |          |          | RECEIVING |           |          |           |
|          |                      | No.      | Yds      | TD       | Lg       | No.       | Yds       | TD       | Lg        |
| 09-10-22 | at Southern Illinois | 0        | 0        | 0        | 0        | 1         | 17        | 0        | 17        |
| 09-17-22 | Nicholls             | 0        | 0        | 0        | 0        | 1         | 3         | 0        | 3         |
|          | <b>Total</b>         | <b>0</b> | <b>0</b> | <b>0</b> | <b>0</b> | <b>2</b>  | <b>20</b> | <b>0</b> | <b>17</b> |

#### Damorie Vick

| 2022     | Opponent             | RUSHING  |          |          |          | RECEIVING |           |          |           |
|----------|----------------------|----------|----------|----------|----------|-----------|-----------|----------|-----------|
|          |                      | No.      | Yds      | TD       | Lg       | No.       | Yds       | TD       | Lg        |
| 09-03-22 | at Iowa State        | 0        | 0        | 0        | 0        | 5         | 45        | 1        | 11        |
| 09-10-22 | at Southern Illinois | 0        | 0        | 0        | 0        | 2         | 17        | 1        | 15        |
| 09-24-22 | Central Arkansas     | 0        | 0        | 0        | 0        | 2         | 16        | 0        | 12        |
|          | <b>Total</b>         | <b>0</b> | <b>0</b> | <b>0</b> | <b>0</b> | <b>9</b>  | <b>78</b> | <b>2</b> | <b>15</b> |

#### Will Weidemann

| 2020     | Opponent              | RUSHING  |          |          |          | RECEIVING |           |          |           |
|----------|-----------------------|----------|----------|----------|----------|-----------|-----------|----------|-----------|
|          |                       | No.      | Yds      | TD       | Lg       | No.       | Yds       | TD       | Lg        |
| 02-28-21 | at Eastern Illinois   | 0        | 0        | 0        | 0        | 1         | 6         | 0        | 6         |
| 03-07-21 | Murray State          | 0        | 0        | 0        | 0        | 1         | 14        | 0        | 14        |
| 03-21-21 | at Jacksonville State | 0        | 0        | 0        | 0        | 1         | 4         | 0        | 4         |
| 04-03-21 | at UT Martin          | 0        | 0        | 0        | 0        | 2         | 14        | 0        | 9         |
|          | <b>Total</b>          | <b>0</b> | <b>0</b> | <b>0</b> | <b>0</b> | <b>5</b>  | <b>38</b> | <b>0</b> | <b>14</b> |
| 2021     | Opponent              | RUSHING  |          |          |          | RECEIVING |           |          |           |
|          |                       | No.      | Yds      | TD       | Lg       | No.       | Yds       | TD       | Lg        |
| 09-02-21 | Southern Illinois     | 0        | 0        | 0        | 0        | 1         | 0         | 0        | 0         |
| 09-11-21 | at Sam Houston        | 0        | 0        | 0        | 0        | 1         | 35        | 0        | 35        |
| 09-18-21 | at Missouri           | 0        | 0        | 0        | 0        | 2         | 13        | 0        | 9         |
| 09-25-21 | Tennessee State       | 0        | 0        | 0        | 0        | 2         | 10        | 1        | 6         |
| 10-02-21 | at Tennessee Tech     | 0        | 0        | 0        | 0        | 1         | 6         | 0        | 6         |
| 10-30-21 | Eastern Illinois      | 0        | 0        | 0        | 0        | 2         | 24        | 0        | 16        |
| 11-20-21 | UT Martin             | 0        | 0        | 0        | 0        | 2         | 8         | 1        | 7         |
|          | <b>Total</b>          | <b>0</b> | <b>0</b> | <b>0</b> | <b>0</b> | <b>10</b> | <b>96</b> | <b>2</b> | <b>35</b> |
| 2022     | Opponent              | RUSHING  |          |          |          | RECEIVING |           |          |           |
|          |                       | No.      | Yds      | TD       | Lg       | No.       | Yds       | TD       | Lg        |
| 09-10-22 | at Southern Illinois  | 0        | 0        | 0        | 0        | 1         | 9         | 0        | 9         |
| 09-17-22 | Nicholls              | 0        | 0        | 0        | 0        | 1         | 0         | 0        | 0         |
| 09-24-22 | Central Arkansas      | 0        | 0        | 0        | 0        | 2         | 51        | 0        | 28        |
|          | <b>Total</b>          | <b>0</b> | <b>0</b> | <b>0</b> | <b>0</b> | <b>4</b>  | <b>60</b> | <b>0</b> | <b>28</b> |

### Game-by-Game Defensive (Games with Statistics Listed Only)

#### Harris Adams

| 2022     | Opponent         | Solo     | Ast      | Total    | TFL-Yds      | SK-Yds       | FF       | FR-Yds     | Int-Yds    |
|----------|------------------|----------|----------|----------|--------------|--------------|----------|------------|------------|
| 09-03-22 | at Iowa State    | 1        | 1        | 2        | 0.0-0        | 0.0-0        | 0        | 0-0        | 0-0        |
| 09-17-22 | Nicholls         | 0        | 1        | 1        | 0.0-0        | 0.0-0        | 0        | 0-0        | 0-0        |
| 09-24-22 | Central Arkansas | 0        | 1        | 1        | 0.5-1        | 0.0-0        | 0        | 0-0        | 0-0        |
|          | <b>Total</b>     | <b>1</b> | <b>3</b> | <b>4</b> | <b>0.5-1</b> | <b>0.0-0</b> | <b>0</b> | <b>0-0</b> | <b>0-0</b> |

#### Nasim Cairo

| 2022     | Opponent             | Solo     | Ast      | Total    | TFL-Yds      | SK-Yds       | FF       | FR-Yds     | Int-Yds    |
|----------|----------------------|----------|----------|----------|--------------|--------------|----------|------------|------------|
| 09-10-22 | at Southern Illinois | 1        | 0        | 1        | 0.0-0        | 0.0-0        | 0        | 0-0        | 0-0        |
| 09-17-22 | Nicholls             | 1        | 1        | 2        | 0.5-1        | 0.0-0        | 0        | 0-0        | 0-0        |
| 09-24-22 | Central Arkansas     | 1        | 2        | 3        | 2.0-4        | 0.5-1        | 0        | 0-0        | 0-0        |
|          | <b>Total</b>         | <b>3</b> | <b>3</b> | <b>6</b> | <b>2.5-5</b> | <b>0.5-1</b> | <b>0</b> | <b>0-0</b> | <b>0-0</b> |

#### Jordan Cole

| 2022     | Opponent             | Solo     | Ast      | Total     | TFL-Yds      | SK-Yds       | FF       | FR-Yds     | Int-Yds    |
|----------|----------------------|----------|----------|-----------|--------------|--------------|----------|------------|------------|
| 09-03-22 | at Iowa State        | 2        | 0        | 2         | 0.0-0        | 0.0-0        | 0        | 0-0        | 0-0        |
| 09-10-22 | at Southern Illinois | 3        | 0        | 3         | 0.0-0        | 0.0-0        | 0        | 0-0        | 0-0        |
| 09-17-22 | Nicholls             | 2        | 2        | 4         | 1.5-4        | 0.0-0        | 0        | 0-0        | 0-0        |
| 09-24-22 | Central Arkansas     | 1        | 0        | 1         | 1.0-1        | 1.0-1        | 0        | 0-0        | 0-0        |
|          | <b>Total</b>         | <b>8</b> | <b>2</b> | <b>10</b> | <b>2.5-5</b> | <b>1.0-1</b> | <b>0</b> | <b>0-0</b> | <b>0-0</b> |

#### Keandre Booker

| 2020     | Opponent              | Solo     | Ast      | Total    | TFL-Yds      | SK-Yds       | FF       | FR-Yds     | Int-Yds    |
|----------|-----------------------|----------|----------|----------|--------------|--------------|----------|------------|------------|
| 02-28-21 | at Eastern Illinois   | 2        | 1        | 3        | 0.0-0        | 0.0-0        | 0        | 0-0        | 0-0        |
| 03-07-21 | Murray State          | 0        | 2        | 2        | 0.5-2        | 0.0-0        | 0        | 0-0        | 0-0        |
| 03-14-21 | Austin Peay           | 0        | 1        | 1        | 0.0-0        | 0.0-0        | 0        | 0-0        | 0-0        |
| 03-21-21 | at Jacksonville State | 1        | 0        | 1        | 1.0-1        | 0.0-0        | 0        | 0-0        | 0-0        |
| 03-28-21 | Tennessee Tech        | 1        | 0        | 1        | 0.0-0        | 0.0-0        | 0        | 0-0        | 0-0        |
|          | <b>Total</b>          | <b>4</b> | <b>4</b> | <b>8</b> | <b>1.5-3</b> | <b>0.0-0</b> | <b>0</b> | <b>0-0</b> | <b>0-0</b> |
| 2021     | Opponent              | Solo     | Ast      | Total    | TFL-Yds      | SK-Yds       | FF       | FR-Yds     | Int-Yds    |
| 09-02-21 | Southern Illinois     | 3        | 0        | 3        | 1.0-2        | 0.0-0        | 0        | 0-0        | 0-0        |
| 09-11-21 | at Sam Houston        | 5        | 0        | 5        | 1.0-1        | 0.0-0        | 0        | 0-0        | 1-31       |

# 2022 SOUTHEAST MISSOURI FOOTBALL NOTES

## INDIVIDUAL GAME-BY-GAME STATISTICS



|          |                      |             |             |              |                |               |           |               |                |
|----------|----------------------|-------------|-------------|--------------|----------------|---------------|-----------|---------------|----------------|
| 09-25-21 | Tennessee State      | 1           | 1           | 2            | 1.5-4          | 0.0-0         | 0         | 0-0           | 0-0            |
| 10-02-21 | at Tennessee Tech    | 2           | 1           | 3            | 1.0-2          | 0.0-0         | 0         | 0-0           | 0-0            |
| 10-09-21 | at Austin Peay       | 1           | 0           | 1            | 0.0-0          | 0.0-0         | 0         | 0-0           | 0-0            |
| 10-16-21 | Murray State         | 2           | 6           | 8            | 2.5-12         | 1.0-8         | 0         | 0-0           | 0-0            |
| 10-23-21 | at UT Martin         | 0           | 1           | 1            | 0.0-0          | 0.0-0         | 0         | 0-0           | 0-0            |
| 10-30-21 | Eastern Illinois     | 1           | 3           | 4            | 1.5-2          | 0.0-0         | 0         | 0-0           | 0-0            |
| 11-13-21 | at Murray State      | 3           | 2           | 5            | 1.0-1          | 0.0-0         | 0         | 0-0           | 0-0            |
| 11-20-21 | UT Martin            | 3           | 2           | 5            | 0.0-0          | 0.0-0         | 0         | 0-0           | 0-0            |
|          | <b>Total</b>         | <b>21</b>   | <b>16</b>   | <b>37</b>    | <b>9.5-24</b>  | <b>1.0-8</b>  | <b>0</b>  | <b>0-0</b>    | <b>1-31</b>    |
| 2022     | <b>Opponent</b>      | <b>Solo</b> | <b>Asst</b> | <b>Total</b> | <b>TFL-Yds</b> | <b>SK-Yds</b> | <b>FF</b> | <b>FR-Yds</b> | <b>Int-Yds</b> |
| 09-03-22 | at Iowa State        | 2           | 0           | 2            | 1.0-1          | 0.0-0         | 0         | 0-0           | 0-0            |
| 09-10-22 | at Southern Illinois | 3           | 0           | 3            | 2.0-12         | 2.0-12        | 0         | 0-0           | 0-0            |
| 09-24-22 | Central Arkansas     | 1           | 1           | 2            | 1.0-3          | 0.0-0         | 0         | 0-0           | 0-0            |
|          | <b>Total</b>         | <b>6</b>    | <b>1</b>    | <b>7</b>     | <b>4.0-16</b>  | <b>2.0-12</b> | <b>0</b>  | <b>0-0</b>    | <b>0-0</b>     |

### Austin Carter

|          |                      |             |             |              |                |               |           |               |                |
|----------|----------------------|-------------|-------------|--------------|----------------|---------------|-----------|---------------|----------------|
| 2021     | <b>Opponent</b>      | <b>Solo</b> | <b>Asst</b> | <b>Total</b> | <b>TFL-Yds</b> | <b>SK-Yds</b> | <b>FF</b> | <b>FR-Yds</b> | <b>Int-Yds</b> |
| 09-11-21 | at Sam Houston       | 4           | 0           | 4            | 0.0-0          | 0.0-0         | 0         | 0-0           | 0-0            |
| 09-18-21 | at Missouri          | 2           | 1           | 3            | 0.0-0          | 0.0-0         | 0         | 0-0           | 0-0            |
| 09-25-21 | Tennessee State      | 1           | 1           | 2            | 1.0-4          | 1.0-4         | 0         | 0-0           | 0-0            |
| 10-02-21 | at Tennessee Tech    | 4           | 1           | 5            | 0.0-0          | 0.0-0         | 1         | 0-0           | 0-0            |
| 10-09-21 | at Austin Peay       | 0           | 1           | 1            | 0.0-0          | 0.0-0         | 0         | 1-0           | 0-0            |
| 10-16-21 | Murray State         | 1           | 1           | 2            | 0.0-0          | 0.0-0         | 0         | 0-0           | 0-0            |
| 10-23-21 | at UT Martin         | 0           | 1           | 1            | 0.0-0          | 0.0-0         | 0         | 0-0           | 0-0            |
| 10-30-21 | Eastern Illinois     | 1           | 0           | 1            | 1.0-8          | 1.0-8         | 0         | 0-0           | 0-0            |
| 11-20-21 | UT Martin            | 1           | 0           | 1            | 0.0-0          | 0.0-0         | 0         | 0-0           | 0-0            |
|          | <b>Total</b>         | <b>14</b>   | <b>6</b>    | <b>20</b>    | <b>2.0-12</b>  | <b>2.0-12</b> | <b>1</b>  | <b>1-0</b>    | <b>0-0</b>     |
| 2022     | <b>Opponent</b>      | <b>Solo</b> | <b>Asst</b> | <b>Total</b> | <b>TFL-Yds</b> | <b>SK-Yds</b> | <b>FF</b> | <b>FR-Yds</b> | <b>Int-Yds</b> |
| 09-10-22 | at Southern Illinois | 0           | 1           | 1            | 0.0-0          | 0.0-0         | 0         | 0-0           | 0-0            |
| 09-17-22 | Nicholls             | 0           | 4           | 4            | 0.5-0          | 0.0-0         | 0         | 0-0           | 0-0            |
|          | <b>Total</b>         | <b>0</b>    | <b>5</b>    | <b>5</b>     | <b>0.5-0</b>   | <b>0.0-0</b>  | <b>0</b>  | <b>0-0</b>    | <b>0-0</b>     |

### Slade Dollar

|          |                 |             |             |              |                |               |           |               |                |
|----------|-----------------|-------------|-------------|--------------|----------------|---------------|-----------|---------------|----------------|
| 2022     | <b>Opponent</b> | <b>Solo</b> | <b>Asst</b> | <b>Total</b> | <b>TFL-Yds</b> | <b>SK-Yds</b> | <b>FF</b> | <b>FR-Yds</b> | <b>Int-Yds</b> |
| 09-03-22 | at Iowa State   | 1           | 0           | 1            | 0.0-0          | 0.0-0         | 0         | 0-0           | 0-0            |
| 09-17-22 | Nicholls        | 0           | 1           | 1            | 0.0-0          | 0.0-0         | 0         | 0-0           | 0-0            |
|          | <b>Total</b>    | <b>1</b>    | <b>1</b>    | <b>2</b>     | <b>0.0-0</b>   | <b>0.0-0</b>  | <b>0</b>  | <b>0-0</b>    | <b>0-0</b>     |

### Christian Fuhrman

|          |                      |             |             |              |                |               |           |               |                |
|----------|----------------------|-------------|-------------|--------------|----------------|---------------|-----------|---------------|----------------|
| 2022     | <b>Opponent</b>      | <b>Solo</b> | <b>Asst</b> | <b>Total</b> | <b>TFL-Yds</b> | <b>SK-Yds</b> | <b>FF</b> | <b>FR-Yds</b> | <b>Int-Yds</b> |
| 09-03-22 | at Iowa State        | 2           | 0           | 2            | 0.0-0          | 0.0-0         | 0         | 0-0           | 0-0            |
| 09-10-22 | at Southern Illinois | 5           | 0           | 5            | 2.0-2          | 1.0-1         | 0         | 0-0           | 0-0            |
| 09-17-22 | Nicholls             | 4           | 4           | 8            | 1.0-11         | 1.0-11        | 0         | 0-0           | 0-0            |
| 09-24-22 | Central Arkansas     | 1           | 2           | 3            | 0.5-1          | 0.0-0         | 0         | 0-0           | 0-0            |
|          | <b>Total</b>         | <b>12</b>   | <b>6</b>    | <b>18</b>    | <b>3.5-14</b>  | <b>2.0-12</b> | <b>0</b>  | <b>0-0</b>    | <b>0-0</b>     |

### Michael Harris

|          |                   |             |             |              |                |               |           |               |                |
|----------|-------------------|-------------|-------------|--------------|----------------|---------------|-----------|---------------|----------------|
| 2021     | <b>Opponent</b>   | <b>Solo</b> | <b>Asst</b> | <b>Total</b> | <b>TFL-Yds</b> | <b>SK-Yds</b> | <b>FF</b> | <b>FR-Yds</b> | <b>Int-Yds</b> |
| 09-02-21 | Southern Illinois | 1           | 2           | 3            | 0.0-0          | 0.0-0         | 0         | 0-0           | 0-0            |
| 09-18-21 | at Missouri       | 1           | 0           | 1            | 0.0-0          | 0.0-0         | 0         | 0-0           | 0-0            |
| 10-16-21 | Murray State      | 0           | 1           | 1            | 0.0-0          | 0.0-0         | 0         | 0-0           | 0-0            |
| 10-23-21 | at UT Martin      | 1           | 1           | 2            | 0.0-0          | 0.0-0         | 0         | 0-0           | 0-0            |
| 10-30-21 | Eastern Illinois  | 0           | 1           | 1            | 0.0-0          | 0.0-0         | 0         | 0-0           | 0-0            |
|          | <b>Total</b>      | <b>3</b>    | <b>5</b>    | <b>8</b>     | <b>0.0-0</b>   | <b>0.0-0</b>  | <b>0</b>  | <b>0-0</b>    | <b>0-0</b>     |
| 2022     | <b>Opponent</b>   | <b>Solo</b> | <b>Asst</b> | <b>Total</b> | <b>TFL-Yds</b> | <b>SK-Yds</b> | <b>FF</b> | <b>FR-Yds</b> | <b>Int-Yds</b> |
| 09-03-22 | at Iowa State     | 0           | 1           | 1            | 0.0-0          | 0.0-0         | 0         | 0-0           | 0-0            |
|          | <b>Total</b>      | <b>0</b>    | <b>1</b>    | <b>1</b>     | <b>0.0-0</b>   | <b>0.0-0</b>  | <b>0</b>  | <b>0-0</b>    | <b>0-0</b>     |

### Trai Hodges

|          |                      |             |             |              |                |               |           |               |                |
|----------|----------------------|-------------|-------------|--------------|----------------|---------------|-----------|---------------|----------------|
| 2018     | <b>Opponent</b>      | <b>Solo</b> | <b>Asst</b> | <b>Total</b> | <b>TFL-Yds</b> | <b>SK-Yds</b> | <b>FF</b> | <b>FR-Yds</b> | <b>Int-Yds</b> |
| 09-01-18 | at Arkansas State    | 0           | 1           | 1            | 0.0-0          | 0.0-0         | 0         | 0-0           | 0-0            |
| 09-15-18 | at Southern Illinois | 1           | 0           | 1            | 0.0-0          | 0.0-0         | 0         | 0-0           | 0-0            |
| 10-06-18 | at Tennessee Tech    | 0           | 1           | 1            | 0.0-0          | 0.0-0         | 0         | 0-0           | 0-0            |
| 10-20-18 | Jacksonville State   | 2           | 0           | 2            | 0.0-0          | 0.0-0         | 0         | 0-0           | 0-0            |
| 11-10-18 | at Murray State      | 2           | 2           | 4            | 0.0-0          | 0.0-0         | 0         | 0-0           | 0-0            |
| 11-17-18 | Eastern Illinois     | 2           | 0           | 2            | 0.0-0          | 0.0-0         | 0         | 0-0           | 0-0            |
| 12-01-18 | at Weber State       | 2           | 0           | 2            | 0.0-0          | 0.0-0         | 0         | 0-0           | 0-0            |
|          | <b>Total</b>         | <b>9</b>    | <b>4</b>    | <b>13</b>    | <b>0.0-0</b>   | <b>0.0-0</b>  | <b>0</b>  | <b>0-0</b>    | <b>0-0</b>     |

|          |                       |             |             |              |                |               |           |               |                |
|----------|-----------------------|-------------|-------------|--------------|----------------|---------------|-----------|---------------|----------------|
| 2019     | <b>Opponent</b>       | <b>Solo</b> | <b>Asst</b> | <b>Total</b> | <b>TFL-Yds</b> | <b>SK-Yds</b> | <b>FF</b> | <b>FR-Yds</b> | <b>Int-Yds</b> |
| 08-29-19 | Southern Illinois     | 1           | 0           | 1            | 0.0-0          | 0.0-0         | 0         | 0-0           | 0-0            |
| 09-07-19 | at Montana State      | 1           | 1           | 2            | 0.0-0          | 0.0-0         | 0         | 0-0           | 0-0            |
| 09-14-19 | at Missouri           | 2           | 0           | 2            | 0.0-0          | 0.0-0         | 0         | 0-0           | 0-0            |
| 09-21-19 | West Virginia State   | 1           | 0           | 1            | 0.0-0          | 0.0-0         | 0         | 0-0           | 0-0            |
| 10-19-19 | at Jacksonville State | 2           | 0           | 2            | 0.0-0          | 0.0-0         | 0         | 0-0           | 0-0            |
| 11-23-19 | Murray State          | 1           | 0           | 1            | 0.0-0          | 0.0-0         | 0         | 0-0           | 0-0            |
|          | <b>Total</b>          | <b>8</b>    | <b>1</b>    | <b>9</b>     | <b>0.0-0</b>   | <b>0.0-0</b>  | <b>0</b>  | <b>0-0</b>    | <b>0-0</b>     |

|          |                       |             |             |              |                |               |           |               |                |
|----------|-----------------------|-------------|-------------|--------------|----------------|---------------|-----------|---------------|----------------|
| 2020     | <b>Opponent</b>       | <b>Solo</b> | <b>Asst</b> | <b>Total</b> | <b>TFL-Yds</b> | <b>SK-Yds</b> | <b>FF</b> | <b>FR-Yds</b> | <b>Int-Yds</b> |
| 10-30-20 | at Southern Illinois  | 1           | 1           | 2            | 0.0-0          | 0.0-0         | 0         | 0-0           | 0-0            |
| 02-28-21 | at Eastern Illinois   | 1           | 0           | 1            | 0.0-0          | 0.0-0         | 0         | 0-0           | 0-0            |
| 03-14-21 | Austin Peay           | 1           | 1           | 2            | 0.0-0          | 0.0-0         | 0         | 0-0           | 0-0            |
| 03-21-21 | at Jacksonville State | 0           | 1           | 1            | 0.0-0          | 0.0-0         | 0         | 0-0           | 0-0            |
| 03-28-21 | Tennessee Tech        | 2           | 1           | 3            | 0.0-0          | 0.0-0         | 0         | 0-0           | 0-0            |
| 04-03-21 | at UT Martin          | 0           | 0           | 0            | 0.0-0          | 0.0-0         | 0         | 1-0           | 0-0            |
|          | <b>Total</b>          | <b>5</b>    | <b>4</b>    | <b>9</b>     | <b>0.0-0</b>   | <b>0.0-0</b>  | <b>0</b>  | <b>1-0</b>    | <b>0-0</b>     |

|          |                   |             |             |              |                |               |           |               |                |
|----------|-------------------|-------------|-------------|--------------|----------------|---------------|-----------|---------------|----------------|
| 2021     | <b>Opponent</b>   | <b>Solo</b> | <b>Asst</b> | <b>Total</b> | <b>TFL-Yds</b> | <b>SK-Yds</b> | <b>FF</b> | <b>FR-Yds</b> | <b>Int-Yds</b> |
| 09-02-21 | Southern Illinois | 0           | 1           | 1            | 0.0-0          | 0.0-0         | 0         | 0-0           | 1-8            |
| 09-11-21 | at Sam Houston    | 4           | 0           | 4            | 1.0-2          | 0.0-0         | 0         | 0-0           | 0-0            |
| 09-18-21 | at Missouri       | 3           | 0           | 3            | 0.0-0          | 0.0-0         | 0         | 0-0           | 0-0            |
| 10-02-21 | at Tennessee Tech | 5           | 1           | 6            | 0.0-0          | 0.0-0         | 0         | 0-0           | 0-0            |
| 10-09-21 | at Austin Peay    | 2           | 3           | 5            | 0.0-0          | 0.0-0         | 0         | 0-0           | 0-0            |
| 10-16-21 | Murray State      | 3           | 5           | 8            | 0.0-0          | 0.0-0         | 0         | 0-0           | 0-0            |
| 10-23-21 | at UT Martin      | 2           | 4           | 6            | 0.0-0          | 0.0-0         | 0         | 0-0           | 1-2            |
| 10-30-21 | Eastern Illinois  | 2           | 4           | 6            | 0.0-0          | 0.0-0         | 0         | 0-0           | 0-0            |
| 11-13-21 | at Murray State   | 7           | 0           | 7            | 0.0-0          | 0.0-0         | 1         | 0-0           | 2-0            |
| 11-20-21 | UT Martin         | 1           | 3           | 4            | 0.0-0          | 0.0-0         | 0         | 0-0           | 0-0            |
|          | <b>Total</b>      | <b>29</b>   | <b>21</b>   | <b>50</b>    | <b>1.0-2</b>   | <b>0.0-0</b>  | <b>1</b>  | <b>0-0</b>    | <b>4-10</b>    |

|          |                  |             |             |              |                |               |           |               |                |
|----------|------------------|-------------|-------------|--------------|----------------|---------------|-----------|---------------|----------------|
| 2022     | <b>Opponent</b>  | <b>Solo</b> | <b>Asst</b> | <b>Total</b> | <b>TFL-Yds</b> | <b>SK-Yds</b> | <b>FF</b> | <b>FR-Yds</b> | <b>Int-Yds</b> |
| 09-03-22 | at Iowa State    | 2           | 0           | 2            | 1.0-1          | 0.0-0         | 0         | 0-0           | 0-0            |
| 09-24-22 | Central Arkansas | 0           | 2           | 2            | 0.5-0          | 0.0-0         | 0         | 0-0           | 0-0            |
|          | <b>Total</b>     | <b>2</b>    | <b>2</b>    | <b>4</b>     | <b>1.5-1</b>   | <b>0.0-0</b>  | <b>0</b>  | <b>0-0</b>    | <b>0-0</b>     |

### LaWilliam Holmes

|          |                       |             |             |              |                |               |           |               |                |
|----------|-----------------------|-------------|-------------|--------------|----------------|---------------|-----------|---------------|----------------|
| 2020     | <b>Opponent</b>       | <b>Solo</b> | <b>Asst</b> | <b>Total</b> | <b>TFL-Yds</b> | <b>SK-Yds</b> | <b>FF</b> | <b>FR-Yds</b> | <b>Int-Yds</b> |
| 10-30-20 | at Southern Illinois  | 0           | 2           | 2            | 0.0-0          | 0.0-0         | 0         | 0-0           | 0-0            |
| 02-28-21 | at Eastern Illinois   | 1           | 0           | 1            | 0.0-0          | 0.0-0         | 0         | 0-0           | 0-0            |
| 03-07-21 | Murray State          | 0           | 3           | 3            | 0.0-0          | 0.0-0         | 0         | 0-0           | 0-0            |
| 03-14-21 | Austin Peay           | 0           | 2           | 2            | 0.5-0          | 0.0-0         | 0         | 0-0           | 0-0            |
| 03-21-21 | at Jacksonville State | 2           | 3           | 5            | 0.0-0          | 0.0-0         | 0         | 0-0           | 0-0            |
| 03-28-21 | Tennessee Tech        | 0           | 1           | 1            | 0.0-0          | 0.0-0         | 0         | 0-0           | 0-0            |
|          | <b>Total</b>          | <b>3</b>    | <b>11</b>   | <b>14</b>    | <b>0.5-0</b>   | <b>0.0-0</b>  | <b>0</b>  | <b>0-0</b>    | <b>0-0</b>     |

|          |                  |             |             |              |                |               |           |               |                |
|----------|------------------|-------------|-------------|--------------|----------------|---------------|-----------|---------------|----------------|
| 2021     | <b>Opponent</b>  | <b>Solo</b> | <b>Asst</b> | <b>Total</b> | <b>TFL-Yds</b> | <b>SK-Yds</b> | <b>FF</b> | <b>FR-Yds</b> | <b>Int-Yds</b> |
| 10-30-21 | Eastern Illinois | 1           | 0           | 1            | 0.0-0          | 0.0-0         | 0         | 0-0           | 0-0            |
| 11-13-21 | at Murray State  | 2           | 0           | 2            | 0.0-0          | 0.0-0         | 0         | 0-0           | 0-0            |
| 11-20-21 | UT Martin        | 0           | 2           | 2            | 0.0-0          | 0.0-0         | 0         | 0-0           | 0-0            |
|          | <b>Total</b>     | <b>3</b>    | <b>2</b>    | <b>5</b>     | <b>0.0-0</b>   | <b>0.0-0</b>  | <b>0</b>  | <b>0-0</b>    | <b>0-0</b>     |

|          |                  |             |             |              |                |               |           |               |                |
|----------|------------------|-------------|-------------|--------------|----------------|---------------|-----------|---------------|----------------|
| 2022     | <b>Opponent</b>  | <b>Solo</b> | <b>Asst</b> | <b>Total</b> | <b>TFL-Yds</b> | <b>SK-Yds</b> | <b>FF</b> | <b>FR-Yds</b> | <b>Int-Yds</b> |
| 09-03-22 | at Iowa State    | 0           | 1           | 1            | 0.0-0          | 0.0-0         | 0         | 0-0           | 0-0            |
| 09-17-22 | Nicholls         | 1           | 5           | 6            | 1.5-4          | 1.5-4         | 0         | 0-0           | 0-0            |
| 09-24-22 | Central Arkansas | 0           | 1           | 1            | 0.0-0          | 0.0-0         | 0         | 0-0           | 0-0            |
|          | <b>Total</b>     | <b>1</b>    | <b>7</b>    | <b>8</b>     | <b>1.5-4</b>   | <b>1.5-4</b>  | <b>0</b>  | <b>0-0</b>    | <b>0-0</b>     |



## 2022 SOUTHEAST MISSOURI FOOTBALL NOTES

### INDIVIDUAL GAME-BY-GAME STATISTICS

#### Eric Ivory Jr.

| 2022     | Opponent         | Solo | Ast | Total | TFL-Yds | SK-Yds | FF | FR-Yds | Int-Yds |
|----------|------------------|------|-----|-------|---------|--------|----|--------|---------|
| 09-03-22 | at Iowa State    | 0    | 3   | 3     | 0.0-0   | 0.0-0  | 0  | 0-0    | 0-0     |
| 09-17-22 | Nicholls         | 3    | 4   | 7     | 0.0-0   | 0.0-0  | 0  | 0-0    | 0-0     |
| 09-24-22 | Central Arkansas | 2    | 5   | 7     | 0.5-1   | 0.0-0  | 0  | 0-0    | 0-0     |
|          | <b>Total</b>     | 5    | 12  | 17    | 0.5-1   | 0.0-0  | 0  | 0-0    | 0-0     |

#### Lawrence Johnson

| 2019     | Opponent              | Solo | Ast | Total | TFL-Yds | SK-Yds | FF | FR-Yds | Int-Yds |
|----------|-----------------------|------|-----|-------|---------|--------|----|--------|---------|
| 08-29-19 | Southern Illinois     | 2    | 0   | 2     | 0.0-0   | 0.0-0  | 0  | 0-0    | 0-0     |
| 09-07-19 | at Montana State      | 1    | 0   | 1     | 1.0-1   | 0.0-0  | 0  | 0-0    | 0-0     |
| 09-14-19 | at Missouri           | 3    | 0   | 3     | 0.0-0   | 0.0-0  | 0  | 0-0    | 0-0     |
| 09-21-19 | West Virginia State   | 4    | 3   | 7     | 0.5-1   | 0.0-0  | 0  | 0-0    | 0-0     |
| 10-05-19 | Tennessee Tech        | 9    | 0   | 9     | 0.0-0   | 0.0-0  | 0  | 0-0    | 0-0     |
| 10-12-19 | at Austin Peay        | 1    | 0   | 1     | 0.0-0   | 0.0-0  | 0  | 0-0    | 0-0     |
| 10-19-19 | at Jacksonville State | 6    | 1   | 7     | 0.0-0   | 0.0-0  | 0  | 0-0    | 0-0     |
| 10-26-19 | UT Martin             | 0    | 1   | 1     | 0.0-0   | 0.0-0  | 0  | 0-0    | 0-0     |
| 11-02-19 | at Tennessee State    | 2    | 0   | 2     | 0.0-0   | 0.0-0  | 0  | 0-0    | 0-0     |
| 11-09-19 | Eastern Kentucky      | 1    | 5   | 6     | 0.5-1   | 0.0-0  | 0  | 0-0    | 0-0     |
| 11-16-19 | at Eastern Illinois   | 2    | 0   | 2     | 0.0-0   | 0.0-0  | 0  | 0-0    | 0-0     |
| 11-23-19 | Murray State          | 5    | 0   | 5     | 0.0-0   | 0.0-0  | 0  | 0-0    | 0-0     |
| 11-30-19 | Illinois State        | 4    | 3   | 7     | 0.0-0   | 0.0-0  | 0  | 0-0    | 0-0     |
|          | <b>Total</b>          | 40   | 13  | 53    | 2.0-3   | 0.0-0  | 0  | 0-0    | 0-0     |

| 2020     | Opponent              | Solo | Ast | Total | TFL-Yds | SK-Yds | FF | FR-Yds | Int-Yds |
|----------|-----------------------|------|-----|-------|---------|--------|----|--------|---------|
| 10-30-20 | at Southern Illinois  | 6    | 1   | 7     | 0.0-0   | 0.0-0  | 0  | 0-0    | 1-37    |
| 02-28-21 | at Eastern Illinois   | 1    | 0   | 1     | 0.0-0   | 0.0-0  | 0  | 0-0    | 0-0     |
| 03-07-21 | Murray State          | 5    | 2   | 7     | 0.0-0   | 0.0-0  | 0  | 0-0    | 0-0     |
| 03-14-21 | Austin Peay           | 5    | 5   | 10    | 0.0-0   | 0.0-0  | 0  | 0-0    | 0-0     |
| 03-21-21 | at Jacksonville State | 0    | 2   | 2     | 0.0-0   | 0.0-0  | 0  | 0-0    | 0-0     |
| 03-28-21 | Tennessee Tech        | 9    | 3   | 12    | 0.0-0   | 0.0-0  | 1  | 0-0    | 0-0     |
| 04-03-21 | at UT Martin          | 5    | 5   | 10    | 1.0-1   | 0.0-0  | 0  | 0-0    | 0-0     |
| 04-11-21 | at Tennessee State    | 5    | 1   | 6     | 0.0-0   | 0.0-0  | 0  | 0-0    | 0-0     |
|          | <b>Total</b>          | 36   | 19  | 55    | 1.0-1   | 0.0-0  | 1  | 0-0    | 1-37    |

| 2021     | Opponent          | Solo | Ast | Total | TFL-Yds | SK-Yds | FF | FR-Yds | Int-Yds |
|----------|-------------------|------|-----|-------|---------|--------|----|--------|---------|
| 09-02-21 | Southern Illinois | 1    | 4   | 5     | 0.5-1   | 0.0-0  | 0  | 0-0    | 0-0     |
| 09-11-21 | at Sam Houston    | 5    | 1   | 6     | 0.0-0   | 0.0-0  | 0  | 1-0    | 0-0     |
| 09-18-21 | at Missouri       | 6    | 2   | 8     | 0.0-0   | 0.0-0  | 0  | 0-0    | 0-0     |
| 09-25-21 | Tennessee State   | 2    | 2   | 4     | 0.0-0   | 0.0-0  | 0  | 0-0    | 0-0     |
|          | <b>Total</b>      | 14   | 9   | 23    | 0.5-1   | 0.0-0  | 0  | 0-0    | 0-0     |

| 2022     | Opponent             | Solo | Ast | Total | TFL-Yds | SK-Yds | FF | FR-Yds | Int-Yds |
|----------|----------------------|------|-----|-------|---------|--------|----|--------|---------|
| 09-03-22 | at Iowa State        | 10   | 2   | 12    | 0.0-0   | 0.0-0  | 0  | 0-0    | 0-0     |
| 09-10-22 | at Southern Illinois | 4    | 0   | 4     | 0.0-0   | 0.0-0  | 0  | 0-0    | 0-0     |
| 09-17-22 | Nicholls             | 2    | 2   | 4     | 0.0-0   | 0.0-0  | 0  | 0-0    | 0-0     |
| 09-24-22 | Central Arkansas     | 7    | 3   | 10    | 0.0-0   | 0.0-0  | 0  | 0-0    | 0-0     |
|          | <b>Total</b>         | 23   | 7   | 30    | 0.0-0   | 0.0-0  | 0  | 0-0    | 0-0     |

#### Michael Jamerson

| 2022     | Opponent     | Solo | Ast | Total | TFL-Yds | SK-Yds | FF | FR-Yds | Int-Yds |
|----------|--------------|------|-----|-------|---------|--------|----|--------|---------|
| 09-17-22 | Nicholls     | 0    | 1   | 1     | 0.0-0   | 0.0-0  | 0  | 0-0    | 0-0     |
|          | <b>Total</b> | 0    | 1   | 1     | 0.0-0   | 0.0-0  | 0  | 0-0    | 0-0     |

#### Danny Joiner

| 2022     | Opponent      | Solo | Ast | Total | TFL-Yds | SK-Yds | FF | FR-Yds | Int-Yds |
|----------|---------------|------|-----|-------|---------|--------|----|--------|---------|
| 09-03-22 | at Iowa State | 1    | 0   | 1     | 0.0-0   | 0.0-0  | 0  | 0-0    | 0-0     |
|          | <b>Total</b>  | 1    | 0   | 1     | 0.0-0   | 0.0-0  | 0  | 0-0    | 0-0     |

#### Sam Keeper

| 2021     | Opponent          | Solo | Ast | Total | TFL-Yds | SK-Yds | FF | FR-Yds | Int-Yds |
|----------|-------------------|------|-----|-------|---------|--------|----|--------|---------|
| 09-18-21 | at Missouri       | 1    | 0   | 1     | 0.0-0   | 0.0-0  | 0  | 0-0    | 0-0     |
| 09-25-21 | Tennessee State   | 0    | 1   | 1     | 0.5-4   | 0.0-0  | 0  | 0-0    | 0-0     |
| 10-02-21 | at Tennessee Tech | 0    | 1   | 1     | 0.0-0   | 0.0-0  | 0  | 0-0    | 0-0     |
| 10-16-21 | Murray State      | 0    | 1   | 1     | 0.0-0   | 0.0-0  | 0  | 0-0    | 0-0     |
| 10-23-21 | at UT Martin      | 0    | 2   | 2     | 0.5-1   | 0.0-0  | 0  | 0-0    | 0-0     |
| 10-30-21 | Eastern Illinois  | 1    | 2   | 3     | 1.5-9   | 1.0-9  | 0  | 0-0    | 0-0     |
| 11-13-21 | at Murray State   | 1    | 1   | 2     | 0.0-0   | 0.0-0  | 0  | 0-0    | 0-0     |
|          | <b>Total</b>      | 3    | 8   | 11    | 2.5-14  | 1.0-9  | 0  | 0-0    | 0-0     |

| 2022     | Opponent             | Solo | Ast | Total | TFL-Yds | SK-Yds | FF | FR-Yds | Int-Yds |
|----------|----------------------|------|-----|-------|---------|--------|----|--------|---------|
| 09-03-22 | at Iowa State        | 1    | 0   | 1     | 0.0-0   | 0.0-0  | 0  | 0-0    | 0-0     |
| 09-10-22 | at Southern Illinois | 2    | 0   | 2     | 1.0-2   | 0.0-0  | 0  | 0-0    | 0-0     |
| 09-17-22 | Nicholls             | 1    | 2   | 3     | 0.5-6   | 0.5-6  | 0  | 0-0    | 0-0     |
| 09-24-22 | Central Arkansas     | 0    | 1   | 1     | 0.0-0   | 0.0-0  | 0  | 0-0    | 0-0     |
|          | <b>Total</b>         | 4    | 3   | 7     | 1.5-8   | 0.5-6  | 0  | 0-0    | 0-0     |

#### Ty Leonard

| 2020     | Opponent           | Solo | Ast | Total | TFL-Yds | SK-Yds | FF | FR-Yds | Int-Yds |
|----------|--------------------|------|-----|-------|---------|--------|----|--------|---------|
| 03-28-21 | Tennessee Tech     | 0    | 1   | 1     | 0.0-0   | 0.0-0  | 0  | 0-0    | 0-0     |
| 04-22-21 | at Tennessee State | 2    | 0   | 2     | 0.0-0   | 0.0-0  | 0  | 0-0    | 0-0     |
|          | <b>Total</b>       | 2    | 1   | 3     | 0.0-0   | 0.0-0  | 0  | 0-0    | 0-0     |

| 2021     | Opponent          | Solo | Ast | Total | TFL-Yds | SK-Yds | FF | FR-Yds | Int-Yds |
|----------|-------------------|------|-----|-------|---------|--------|----|--------|---------|
| 09-02-21 | Southern Illinois | 3    | 2   | 5     | 0.0-0   | 0.0-0  | 0  | 0-0    | 0-0     |
| 09-18-21 | at Missouri       | 5    | 0   | 5     | 0.0-0   | 0.0-0  | 0  | 0-0    | 0-0     |
| 09-25-21 | Tennessee State   | 1    | 0   | 1     | 0.0-0   | 0.0-0  | 0  | 0-0    | 1-4     |
| 10-02-21 | at Tennessee Tech | 1    | 1   | 2     | 0.0-0   | 0.0-0  | 0  | 0-0    | 0-0     |
| 10-09-21 | at Austin Peay    | 9    | 0   | 9     | 0.0-0   | 0.0-0  | 0  | 0-0    | 1-27    |
| 10-16-21 | Murray State      | 2    | 2   | 4     | 0.5-2   | 0.0-0  | 0  | 0-0    | 0-0     |
| 10-23-21 | at UT Martin      | 4    | 1   | 5     | 0.0-0   | 0.0-0  | 0  | 0-0    | 0-0     |
| 10-30-21 | Eastern Illinois  | 2    | 2   | 4     | 0.0-0   | 0.0-0  | 0  | 0-0    | 0-0     |
| 11-13-21 | at Murray State   | 2    | 1   | 3     | 0.0-0   | 0.0-0  | 0  | 0-0    | 0-0     |
| 11-20-21 | UT Martin         | 0    | 1   | 1     | 0.0-0   | 0.0-0  | 0  | 0-0    | 0-0     |
|          | <b>Total</b>      | 29   | 10  | 39    | 0.5-2   | 0.0-0  | 0  | 0-0    | 2-31    |

| 2022     | Opponent             | Solo | Ast | Total | TFL-Yds | SK-Yds | FF | FR-Yds | Int-Yds |
|----------|----------------------|------|-----|-------|---------|--------|----|--------|---------|
| 09-03-22 | at Iowa State        | 1    | 3   | 4     | 0.5-1   | 0.0-0  | 0  | 0-0    | 0-0     |
| 09-10-22 | at Southern Illinois | 4    | 1   | 5     | 0.5-1   | 0.0-0  | 0  | 0-0    | 0-0     |
| 09-17-22 | Nicholls             | 2    | 0   | 2     | 0.0-0   | 0.0-0  | 0  | 0-0    | 0-0     |
| 09-24-22 | Central Arkansas     | 5    | 3   | 8     | 0.5-1   | 0.0-0  | 0  | 0-0    | 0-0     |
|          | <b>Total</b>         | 12   | 7   | 19    | 1.5-3   | 0.0-0  | 0  | 0-0    | 0-0     |

#### Joedrick Lewis

| 2022     | Opponent             | Solo | Ast | Total | TFL-Yds | SK-Yds | FF | FR-Yds | Int-Yds |
|----------|----------------------|------|-----|-------|---------|--------|----|--------|---------|
| 09-03-22 | at Iowa State        | 4    | 0   | 4     | 0.0-0   | 0.0-0  | 0  | 0-0    | 1-27    |
| 09-10-22 | at Southern Illinois | 6    | 0   | 6     | 0.0-0   | 0.0-0  | 0  | 0-0    | 0-0     |
| 09-17-22 | Nicholls             | 2    | 2   | 4     | 0.0-0   | 0.0-0  | 0  | 0-0    | 0-0     |
|          | <b>Total</b>         | 12   | 2   | 14    | 0.0-0   | 0.0-0  | 0  | 0-0    | 1-27    |

#### Steven Lewis

| 2020     | Opponent              | Solo | Ast | Total | TFL-Yds | SK-Yds | FF | FR-Yds | Int-Yds |
|----------|-----------------------|------|-----|-------|---------|--------|----|--------|---------|
| 02-28-21 | at Eastern Illinois   | 3    | 2   | 5     | 0.0-0   | 0.0-0  | 0  | 0-0    | 0-0     |
| 03-07-21 | Murray State          | 0    | 2   | 2     | 0.0-0   | 0.0-0  | 0  | 0-0    | 0-0     |
| 03-14-21 | Austin Peay           | 0    | 3   | 3     | 0.0-0   | 0.0-0  | 0  | 0-0    | 0-0     |
| 03-21-21 | at Jacksonville State | 0    | 1   | 1     | 0.0-0   | 0.0-0  | 0  | 0-0    | 0-0     |
| 03-28-21 | Tennessee Tech        | 1    | 2   | 3     | 1.0-1   | 0.0-0  | 0  | 0-0    | 0-0     |
| 04-03-21 | at UT Martin          | 2    | 0   | 2     | 1.0-4   | 1.0-4  | 0  | 0-0    | 0-0     |
| 04-11-21 | at Tennessee State    | 1    | 1   | 2     | 0.5-4   | 0.5-4  | 0  | 0-0    | 0-0     |
|          | <b>Total</b>          | 7    | 11  | 18    | 2.5-9   | 1.5-8  | 0  | 0-0    | 0-0     |

| 2021     | Opponent          | Solo | Ast | Total | TFL-Yds | SK-Yds | FF | FR-Yds | Int-Yds |
|----------|-------------------|------|-----|-------|---------|--------|----|--------|---------|
| 09-02-21 | Southern Illinois | 0    | 2   | 2     | 0.0-0   | 0.0-0  | 0  | 0-0    | 0-0     |
| 09-11-21 | at Sam Houston    | 1    | 2   | 3     | 0.0-0   | 0.0-0  | 0  | 0-0    | 0-0     |
| 09-25-21 | Tennessee State   | 0    | 4   | 4     | 0.0-0   | 0.0-0  | 0  | 0-0    | 0-0     |



# 2022 SOUTHEAST MISSOURI FOOTBALL NOTES

## INDIVIDUAL GAME-BY-GAME STATISTICS



|             |                      |             |            |              |                |               |           |               |                |
|-------------|----------------------|-------------|------------|--------------|----------------|---------------|-----------|---------------|----------------|
| 10-02-21    | at Tennessee Tech    | 3           | 1          | 4            | 0.0-0          | 0.0-0         | 0         | 0-0           | 0-0            |
| 10-16-21    | Murray State         | 1           | 3          | 4            | 0.0-0          | 0.0-0         | 0         | 0-0           | 0-0            |
| 10-23-21    | at UT Martin         | 2           | 2          | 4            | 1.0-2          | 0.0-0         | 0         | 0-0           | 0-0            |
| 10-30-21    | Eastern Illinois     | 0           | 1          | 1            | 0.0-0          | 0.0-0         | 0         | 0-0           | 0-0            |
| 11-13-21    | at Murray State      | 1           | 4          | 5            | 0.5-0          | 0.0-0         | 0         | 0-0           | 0-0            |
| 11-20-21    | UT Martin            | 0           | 1          | 1            | 0.0-0          | 0.0-0         | 0         | 0-0           | 0-0            |
|             | <b>Total</b>         | <b>8</b>    | <b>20</b>  | <b>28</b>    | <b>1.5-2</b>   | <b>0.0-0</b>  | <b>0</b>  | <b>0-0</b>    | <b>0-0</b>     |
| <b>2022</b> | <b>Opponent</b>      | <b>Solo</b> | <b>Ast</b> | <b>Total</b> | <b>TFL-Yds</b> | <b>SK-Yds</b> | <b>FF</b> | <b>FR-Yds</b> | <b>Int-Yds</b> |
| 09-03-22    | at Iowa State        | 0           | 1          | 1            | 0.5-2          | 0.0-0         | 0         | 0-0           | 0-0            |
| 09-10-22    | at Southern Illinois | 4           | 1          | 5            | 0.0-0          | 0.0-0         | 0         | 0-0           | 0-0            |
| 09-17-22    | Nicholls             | 2           | 5          | 7            | 1.0-2          | 0.5-1         | 0         | 0-0           | 0-0            |
| 09-24-22    | Central Arkansas     | 0           | 1          | 1            | 0.0-0          | 0.0-0         | 0         | 0-0           | 0-0            |
|             | <b>Total</b>         | <b>6</b>    | <b>8</b>   | <b>14</b>    | <b>1.5-4</b>   | <b>0.5-1</b>  | <b>0</b>  | <b>0-0</b>    | <b>0-0</b>     |

### Lunden Manuel

|             |                       |             |            |              |                |               |           |               |                |
|-------------|-----------------------|-------------|------------|--------------|----------------|---------------|-----------|---------------|----------------|
| <b>2019</b> | <b>Opponent</b>       | <b>Solo</b> | <b>Ast</b> | <b>Total</b> | <b>TFL-Yds</b> | <b>SK-Yds</b> | <b>FF</b> | <b>FR-Yds</b> | <b>Int-Yds</b> |
| 11-16-19    | at Eastern Illinois   | 2           | 0          | 2            | 1.0-1          | 1.0-1         | 0         | 0-0           | 0-0            |
|             | <b>Total</b>          | <b>2</b>    | <b>0</b>   | <b>2</b>     | <b>1.0-1</b>   | <b>1.0-1</b>  | <b>0</b>  | <b>0-0</b>    | <b>0-0</b>     |
| <b>2020</b> | <b>Opponent</b>       | <b>Solo</b> | <b>Ast</b> | <b>Total</b> | <b>TFL-Yds</b> | <b>SK-Yds</b> | <b>FF</b> | <b>FR-Yds</b> | <b>Int-Yds</b> |
| 10-30-20    | at Southern Illinois  | 1           | 0          | 1            | 0.0-0          | 0.0-0         | 0         | 0-0           | 0-0            |
| 03-07-21    | Murray State          | 0           | 2          | 2            | 0.0-0          | 0.0-0         | 0         | 0-0           | 0-0            |
| 03-14-21    | Austin Peay           | 0           | 4          | 4            | 0.0-0          | 0.0-0         | 0         | 0-0           | 0-0            |
| 03-21-21    | at Jacksonville State | 0           | 2          | 2            | 0.0-0          | 0.0-0         | 0         | 0-0           | 0-0            |
| 03-28-21    | Tennessee Tech        | 0           | 1          | 1            | 0.0-0          | 0.0-0         | 0         | 0-0           | 0-0            |
| 04-03-21    | at UT Martin          | 2           | 0          | 2            | 1.0-3          | 1.0-3         | 0         | 0-0           | 0-0            |
| 04-11-21    | at Tennessee State    | 1           | 1          | 2            | 0.5-1          | 0.0-0         | 0         | 0-0           | 0-0            |
|             | <b>Total</b>          | <b>4</b>    | <b>10</b>  | <b>14</b>    | <b>1.5-4</b>   | <b>1.0-3</b>  | <b>0</b>  | <b>0-0</b>    | <b>0-0</b>     |
| <b>2021</b> | <b>Opponent</b>       | <b>Solo</b> | <b>Ast</b> | <b>Total</b> | <b>TFL-Yds</b> | <b>SK-Yds</b> | <b>FF</b> | <b>FR-Yds</b> | <b>Int-Yds</b> |
| 09-18-21    | at Missouri           | 3           | 1          | 4            | 0.0-0          | 0.0-0         | 0         | 0-0           | 0-0            |
| 09-25-21    | Tennessee State       | 1           | 2          | 3            | 1.5-6          | 0.5-5         | 0         | 0-0           | 0-0            |
| 10-02-21    | at Tennessee Tech     | 0           | 3          | 3            | 0.0-0          | 0.0-0         | 0         | 0-0           | 0-0            |
| 10-09-21    | at Austin Peay        | 2           | 0          | 2            | 2.0-10         | 1.0-8         | 0         | 0-0           | 0-0            |
| 10-16-21    | Murray State          | 0           | 3          | 3            | 0.0-0          | 0.0-0         | 0         | 0-0           | 0-0            |
| 11-13-21    | at Murray State       | 1           | 2          | 3            | 0.0-0          | 0.0-0         | 0         | 0-0           | 0-0            |
| 11-20-21    | UT Martin             | 0           | 2          | 2            | 0.5-1          | 0.0-0         | 0         | 0-0           | 0-0            |
|             | <b>Total</b>          | <b>7</b>    | <b>13</b>  | <b>20</b>    | <b>4.0-17</b>  | <b>1.5-13</b> | <b>0</b>  | <b>0-0</b>    | <b>0-0</b>     |
| <b>2022</b> | <b>Opponent</b>       | <b>Solo</b> | <b>Ast</b> | <b>Total</b> | <b>TFL-Yds</b> | <b>SK-Yds</b> | <b>FF</b> | <b>FR-Yds</b> | <b>Int-Yds</b> |
| 09-17-22    | Nicholls              | 0           | 3          | 3            | 0.0-0          | 0.0-0         | 0         | 0-0           | 0-0            |
|             | <b>Total</b>          | <b>0</b>    | <b>3</b>   | <b>3</b>     | <b>0.0-0</b>   | <b>0.0-0</b>  | <b>0</b>  | <b>0-0</b>    | <b>0-0</b>     |

### Mike Matthews

|             |                       |             |            |              |                |               |           |               |                |
|-------------|-----------------------|-------------|------------|--------------|----------------|---------------|-----------|---------------|----------------|
| <b>2019</b> | <b>Opponent</b>       | <b>Solo</b> | <b>Ast</b> | <b>Total</b> | <b>TFL-Yds</b> | <b>SK-Yds</b> | <b>FF</b> | <b>FR-Yds</b> | <b>Int-Yds</b> |
| 09-07-19    | at Montana State      | 2           | 0          | 2            | 0.0-0          | 0.0-0         | 0         | 0-0           | 0-0            |
| 09-14-19    | at Missouri           | 1           | 0          | 1            | 0.0-0          | 0.0-0         | 0         | 0-0           | 0-0            |
| 09-21-19    | West Virginia State   | 1           | 1          | 2            | 0.0-0          | 0.0-0         | 0         | 0-0           | 0-0            |
| 10-05-19    | Tennessee Tech        | 1           | 0          | 1            | 0.0-0          | 0.0-0         | 0         | 0-0           | 0-0            |
| 10-12-19    | at Austin Peay        | 1           | 0          | 1            | 0.0-0          | 0.0-0         | 0         | 0-0           | 0-0            |
| 10-19-19    | at Jacksonville State | 1           | 0          | 1            | 0.0-0          | 0.0-0         | 0         | 0-0           | 0-0            |
| 10-26-19    | UT Martin             | 2           | 1          | 3            | 0.0-0          | 0.0-0         | 0         | 0-0           | 0-0            |
| 11-09-19    | Eastern Kentucky      | 4           | 2          | 6            | 1.0-3          | 0.0-0         | 0         | 0-0           | 0-0            |
| 11-16-19    | at Eastern Illinois   | 4           | 2          | 6            | 0.0-0          | 0.0-0         | 0         | 0-0           | 0-0            |
| 11-23-19    | Murray State          | 0           | 1          | 1            | 0.0-0          | 0.0-0         | 0         | 0-0           | 0-0            |
|             | <b>Total</b>          | <b>17</b>   | <b>7</b>   | <b>24</b>    | <b>1.0-3</b>   | <b>0.0-0</b>  | <b>0</b>  | <b>0-0</b>    | <b>0-0</b>     |
| <b>2020</b> | <b>Opponent</b>       | <b>Solo</b> | <b>Ast</b> | <b>Total</b> | <b>TFL-Yds</b> | <b>SK-Yds</b> | <b>FF</b> | <b>FR-Yds</b> | <b>Int-Yds</b> |
| 10-30-20    | at Southern Illinois  | 6           | 1          | 7            | 0.5-2          | 0.0-0         | 0         | 0-0           | 0-0            |
| 02-28-21    | at Eastern Illinois   | 1           | 2          | 3            | 0.0-0          | 0.0-0         | 0         | 0-0           | 1-7            |
| 03-07-21    | Murray State          | 2           | 5          | 7            | 0.0-0          | 0.0-0         | 0         | 0-0           | 0-0            |
| 03-14-21    | Austin Peay           | 0           | 2          | 2            | 0.0-0          | 0.0-0         | 0         | 1-0           | 0-0            |
| 03-21-21    | at Jacksonville State | 5           | 4          | 9            | 1.0-2          | 0.0-0         | 1         | 0-0           | 0-0            |
| 03-28-21    | Tennessee Tech        | 3           | 3          | 6            | 0.0-0          | 0.0-0         | 0         | 0-0           | 0-0            |
| 04-03-21    | at UT Martin          | 0           | 5          | 5            | 0.5-1          | 0.0-0         | 0         | 0-0           | 0-0            |

|             |                    |             |            |              |                |               |           |               |                |
|-------------|--------------------|-------------|------------|--------------|----------------|---------------|-----------|---------------|----------------|
| 04-11-21    | at Tennessee State | 3           | 3          | 6            | 0.0-0          | 0.0-0         | 0         | 0-0           | 0-0            |
|             | <b>Total</b>       | <b>20</b>   | <b>25</b>  | <b>45</b>    | <b>2.0-5</b>   | <b>0.0-0</b>  | <b>1</b>  | <b>1-0</b>    | <b>1-7</b>     |
| <b>2021</b> | <b>Opponent</b>    | <b>Solo</b> | <b>Ast</b> | <b>Total</b> | <b>TFL-Yds</b> | <b>SK-Yds</b> | <b>FF</b> | <b>FR-Yds</b> | <b>Int-Yds</b> |
| 09-02-21    | Southern Illinois  | 2           | 3          | 5            | 0.5-3          | 0.0-0         | 0         | 0-0           | 1-10           |
| 09-11-21    | at Sam Houston     | 1           | 0          | 1            | 0.0-0          | 0.0-0         | 0         | 0-0           | 0-0            |
| 09-18-21    | at Missouri        | 1           | 2          | 3            | 0.0-0          | 0.0-0         | 0         | 0-0           | 0-0            |
| 09-25-21    | Tennessee State    | 1           | 4          | 5            | 1.0-1          | 0.0-0         | 0         | 0-0           | 0-0            |
| 10-02-21    | at Tennessee Tech  | 1           | 0          | 1            | 0.0-0          | 0.0-0         | 0         | 0-0           | 0-0            |
| 10-09-21    | at Austin Peay     | 0           | 1          | 1            | 0.0-0          | 0.0-0         | 0         | 0-0           | 0-0            |
| 10-16-21    | Murray State       | 1           | 3          | 4            | 0.0-0          | 0.0-0         | 0         | 0-0           | 0-0            |
| 10-23-21    | at UT Martin       | 1           | 2          | 3            | 0.0-0          | 0.0-0         | 0         | 0-0           | 0-0            |
| 10-30-21    | Eastern Illinois   | 2           | 2          | 4            | 0.0-0          | 0.0-0         | 0         | 0-0           | 0-0            |
| 11-20-21    | UT Martin          | 1           | 1          | 2            | 1.0-8          | 1.0-8         | 0         | 0-0           | 0-0            |
|             | <b>Total</b>       | <b>11</b>   | <b>18</b>  | <b>29</b>    | <b>2.5-12</b>  | <b>1.0-8</b>  | <b>0</b>  | <b>0-0</b>    | <b>1-10</b>    |
| <b>2022</b> | <b>Opponent</b>    | <b>Solo</b> | <b>Ast</b> | <b>Total</b> | <b>TFL-Yds</b> | <b>SK-Yds</b> | <b>FF</b> | <b>FR-Yds</b> | <b>Int-Yds</b> |
| 09-03-22    | at Iowa State      | 0           | 1          | 1            | 0.0-0          | 0.0-0         | 0         | 0-0           | 0-0            |
|             | <b>Total</b>       | <b>0</b>    | <b>1</b>   | <b>1</b>     | <b>0.0-0</b>   | <b>0.0-0</b>  | <b>0</b>  | <b>0-0</b>    | <b>0-0</b>     |

### William McCall

|             |                      |             |            |              |                |               |           |               |                |
|-------------|----------------------|-------------|------------|--------------|----------------|---------------|-----------|---------------|----------------|
| <b>2021</b> | <b>Opponent</b>      | <b>Solo</b> | <b>Ast</b> | <b>Total</b> | <b>TFL-Yds</b> | <b>SK-Yds</b> | <b>FF</b> | <b>FR-Yds</b> | <b>Int-Yds</b> |
| 10-09-21    | at Austin Peay       | 5           | 3          | 8            | 0.0-0          | 0.0-0         | 0         | 0-0           | 0-0            |
| 10-30-21    | Eastern Illinois     | 3           | 3          | 6            | 1.0-3          | 0.0-0         | 0         | 0-0           | 0-0            |
| 11-13-21    | at Murray State      | 3           | 0          | 3            | 0.0-0          | 0.0-0         | 0         | 0-0           | 0-0            |
| 11-20-21    | UT Martin            | 0           | 2          | 2            | 0.0-0          | 0.0-0         | 0         | 0-0           | 0-0            |
|             | <b>Total</b>         | <b>11</b>   | <b>8</b>   | <b>19</b>    | <b>1.0-3</b>   | <b>0.0-0</b>  | <b>0</b>  | <b>0-0</b>    | <b>0-0</b>     |
| <b>2022</b> | <b>Opponent</b>      | <b>Solo</b> | <b>Ast</b> | <b>Total</b> | <b>TFL-Yds</b> | <b>SK-Yds</b> | <b>FF</b> | <b>FR-Yds</b> | <b>Int-Yds</b> |
| 09-03-22    | at Iowa State        | 8           | 1          | 9            | 0.0-0          | 0.0-0         | 0         | 0-0           | 0-0            |
| 09-10-22    | at Southern Illinois | 6           | 0          | 6            | 0.0-0          | 0.0-0         | 0         | 0-0           | 0-0            |
| 09-17-22    | Nicholls             | 2           | 1          | 3            | 1.0-3          | 0.0-0         | 0         | 0-0           | 0-0            |
| 09-24-22    | Central Arkansas     | 0           | 2          | 2            | 0.0-0          | 0.0-0         | 0         | 0-0           | 0-0            |
|             | <b>Total</b>         | <b>16</b>   | <b>4</b>   | <b>20</b>    | <b>1.0-3</b>   | <b>0.0-0</b>  | <b>0</b>  | <b>0-0</b>    | <b>0-0</b>     |

### Jacob Morrissey

|             |                       |             |            |              |                |               |           |               |                |
|-------------|-----------------------|-------------|------------|--------------|----------------|---------------|-----------|---------------|----------------|
| <b>2020</b> | <b>Opponent</b>       | <b>Solo</b> | <b>Ast</b> | <b>Total</b> | <b>TFL-Yds</b> | <b>SK-Yds</b> | <b>FF</b> | <b>FR-Yds</b> | <b>Int-Yds</b> |
| 10-30-20    | at Southern Illinois  | 1           | 0          | 1            | 0.0-0          | 0.0-0         | 0         | 0-0           | 0-0            |
| 02-28-21    | at Eastern Illinois   | 1           | 2          | 3            | 0.0-0          | 0.0-0         | 0         | 0-0           | 0-0            |
| 03-14-21    | Austin Peay           | 0           | 1          | 1            | 0.0-0          | 0.0-0         | 0         | 0-0           | 0-0            |
| 03-21-21    | at Jacksonville State | 3           | 4          | 7            | 0.0-0          | 0.0-0         | 0         | 0-0           | 0-0            |
| 03-28-21    | Tennessee Tech        | 1           | 3          | 4            | 0.0-0          | 0.0-0         | 0         | 0-0           | 0-0            |
| 04-03-21    | at UT Martin          | 4           | 0          | 4            | 1.0-1          | 0.0-0         | 0         | 0-0           | 0-0            |
| 04-11-21    | at Tennessee State    | 2           | 0          | 2            | 0.0-0          | 0.0-0         | 0         | 0-0           | 0-0            |
|             | <b>Total</b>          | <b>12</b>   | <b>10</b>  | <b>22</b>    | <b>1.0-1</b>   | <b>0.0-0</b>  | <b>0</b>  | <b>0-0</b>    | <b>0-0</b>     |
| <b>2021</b> | <b>Opponent</b>       | <b>Solo</b> | <b>Ast</b> | <b>Total</b> | <b>TFL-Yds</b> | <b>SK-Yds</b> | <b>FF</b> | <b>FR-Yds</b> | <b>Int-Yds</b> |
| 09-02-21    | Southern Illinois     | 5           | 3          | 8            | 1.0-5          | 0.0-0         | 0         | 0-0           | 0-0            |
| 09-11-21    | at Sam Houston        | 4           | 2          | 6            | 2.0-22         | 2.0-22        | 0         | 0-0           | 0-0            |
| 09-18-21    | at Missouri           | 2           | 1          | 3            | 0.0-0          | 0.0-0         | 0         | 0-0           | 0-0            |
| 09-25-21    | Tennessee State       | 1           | 2          | 3            | 0.0-0          | 0.0-0         | 0         | 0-0           | 0-0            |
| 10-02-21    | at Tennessee Tech     | 0           | 1          | 1            | 0.0-0          | 0.0-0         | 0         | 0-0           | 0-0            |
| 10-09-21    | at Austin Peay        | 2           | 0          | 2            | 1.0-5          | 0.0-0         | 0         | 1-0           | 0-0            |
| 10-16-21    | Murray State          | 1           | 2          | 3            | 0.0-0          | 0.0-0         | 0         | 0-0           | 0-0            |
| 10-23-21    | at UT Martin          | 3           | 5          | 8            | 1.0-9          | 1.0-9         | 0         | 0-0           | 0-0            |
| 10-30-21    | Eastern Illinois      | 2           | 4          | 6            | 0.5-2          | 0.0-0         | 0         | 0-0           | 0-0            |
| 11-13-21    | at Murray State       | 5           | 2          | 7            | 0.0-0          | 0.0-0         | 0         | 0-0           | 0-0            |
| 11-20-21    | UT Martin             | 2           | 0          | 2            | 0.0-0          | 0.0-0         | 0         | 0-0           | 0-0            |
|             | <b>Total</b>          | <b>27</b>   | <b>22</b>  | <b>49</b>    | <b>5.5-43</b>  | <b>3.0-31</b> | <b>0</b>  | <b>1-0</b>    | <b>0-0</b>     |
| <b>2022</b> | <b>Opponent</b>       | <b>Solo</b> | <b>Ast</b> | <b>Total</b> | <b>TFL-Yds</b> | <b>SK-Yds</b> | <b>FF</b> | <b>FR-Yds</b> | <b>Int-Yds</b> |
| 09-24-22    | Central Arkansas      | 0           | 1          | 1            | 0.0-0          | 0.0-0         | 0         | 0-0           | 0-0            |
|             | <b>Total</b>          | <b>0</b>    | <b>1</b>   | <b>1</b>     | <b>0.0-0</b>   | <b>0.0-0</b>  | <b>0</b>  | <b>0-0</b>    | <b>0-0</b>     |



## 2022 SOUTHEAST MISSOURI FOOTBALL NOTES

### INDIVIDUAL GAME-BY-GAME STATISTICS

#### Tyler Nelome

| 2021     | Opponent             | Solo | Ast | Total | TFL-Yds | SK-Yds | FF | FR-Yds | Int-Yds |
|----------|----------------------|------|-----|-------|---------|--------|----|--------|---------|
| 02-28-21 | at Eastern Illinois  | 0    | 2   | 2     | 0.0-0   | 0.0-0  | 0  | 0-0    | 0-0     |
| 09-18-21 | at Missouri          | 9    | 1   | 10    | 0.0-0   | 0.0-0  | 0  | 0-0    | 0-0     |
| 10-09-21 | at Austin Peay       | 2    | 0   | 2     | 0.0-0   | 0.0-0  | 0  | 0-0    | 0-0     |
| 10-23-21 | at UT Martin         | 1    | 1   | 2     | 0.0-0   | 0.0-0  | 0  | 0-0    | 0-0     |
|          | <b>Total</b>         | 12   | 4   | 16    | 0.0-0   | 0.0-0  | 0  | 0-0    | 0-0     |
| 2022     | Opponent             | Solo | Ast | Total | TFL-Yds | SK-Yds | FF | FR-Yds | Int-Yds |
| 09-10-22 | at Southern Illinois | 1    | 0   | 1     | 0.0-0   | 0.0-0  | 0  | 0-0    | 0-0     |
| 09-17-22 | Nicholls             | 0    | 1   | 1     | 0.0-0   | 0.0-0  | 0  | 0-0    | 1-0     |
|          | <b>Total</b>         | 1    | 1   | 2     | 0.0-0   | 0.0-0  | 0  | 0-0    | 1-0     |

#### Bryce Norman

| 2021     | Opponent             | Solo | Ast | Total | TFL-Yds | SK-Yds | FF | FR-Yds | Int-Yds |
|----------|----------------------|------|-----|-------|---------|--------|----|--------|---------|
| 09-02-21 | Southern Illinois    | 0    | 2   | 2     | 0.5-0   | 0.0-0  | 0  | 0-0    | 0-0     |
| 09-11-21 | at Sam Houston       | 3    | 5   | 8     | 2.0-5   | 0.0-0  | 0  | 0-0    | 0-0     |
| 09-18-21 | at Missouri          | 2    | 0   | 2     | 0.0-0   | 0.0-0  | 0  | 0-0    | 0-0     |
| 09-25-21 | Tennessee State      | 4    | 2   | 6     | 1.0-1   | 0.0-0  | 1  | 0-0    | 0-0     |
| 10-02-21 | at Tennessee Tech    | 6    | 1   | 7     | 2.0-9   | 1.0-8  | 1  | 0-0    | 0-0     |
| 10-09-21 | at Austin Peay       | 6    | 0   | 6     | 1.0-4   | 0.0-0  | 1  | 0-0    | 0-0     |
| 10-16-21 | Murray State         | 2    | 8   | 10    | 0.5-0   | 0.0-0  | 0  | 0-0    | 0-0     |
| 10-23-21 | at UT Martin         | 4    | 10  | 14    | 0.0-0   | 0.0-0  | 0  | 0-0    | 0-0     |
| 10-30-21 | Eastern Illinois     | 2    | 1   | 3     | 0.5-6   | 0.5-6  | 0  | 0-0    | 0-0     |
| 11-13-21 | at Murray State      | 2    | 2   | 4     | 0.0-0   | 0.0-0  | 0  | 0-0    | 0-0     |
| 11-20-21 | UT Martin            | 1    | 3   | 4     | 0.0-0   | 0.0-0  | 0  | 0-0    | 0-0     |
|          | <b>Total</b>         | 32   | 34  | 66    | 7.5-25  | 1.5-14 | 3  | 0-0    | 0-0     |
| 2022     | Opponent             | Solo | Ast | Total | TFL-Yds | SK-Yds | FF | FR-Yds | Int-Yds |
| 09-03-22 | at Iowa State        | 3    | 1   | 4     | 0.0-0   | 0.0-0  | 0  | 0-0    | 0-0     |
| 09-10-22 | at Southern Illinois | 3    | 0   | 3     | 0.0-0   | 0.0-0  | 0  | 0-0    | 0-0     |
| 09-17-22 | Nicholls             | 5    | 12  | 17    | 0.0-0   | 0.0-0  | 0  | 0-0    | 0-0     |
| 09-24-22 | Central Arkansas     | 3    | 5   | 8     | 0.5-2   | 0.5-2  | 0  | 1-3    | 0-0     |
|          | <b>Total</b>         | 14   | 18  | 32    | 0.5-2   | 0.5-2  | 0  | 1-3    | 0-0     |

#### Henry Pickens III

| 2022     | Opponent             | Solo | Ast | Total | TFL-Yds | SK-Yds | FF | FR-Yds | Int-Yds |
|----------|----------------------|------|-----|-------|---------|--------|----|--------|---------|
| 09-10-22 | at Southern Illinois | 1    | 0   | 1     | 0.0-0   | 0.0-0  | 0  | 0-0    | 0-0     |
| 09-17-22 | Nicholls             | 1    | 1   | 2     | 0.0-0   | 0.0-0  | 0  | 0-0    | 0-0     |
| 09-24-22 | Central Arkansas     | 1    | 2   | 3     | 1.0-4   | 1.0-4  | 1  | 0-0    | 0-0     |
|          | <b>Total</b>         | 3    | 3   | 6     | 1.0-4   | 1.0-4  | 1  | 0-0    | 0-0     |

#### Antonio Taylor

| 2021     | Opponent          | Solo | Ast | Total | TFL-Yds | SK-Yds | FF | FR-Yds | Int-Yds |
|----------|-------------------|------|-----|-------|---------|--------|----|--------|---------|
| 09-02-21 | Southern Illinois | 2    | 0   | 2     | 0.0-0   | 0.0-0  | 0  | 0-0    | 0-0     |
| 09-11-21 | at Sam Houston    | 1    | 1   | 2     | 0.0-0   | 0.0-0  | 0  | 0-0    | 0-0     |
| 09-18-21 | at Missouri       | 1    | 0   | 1     | 0.0-0   | 0.0-0  | 0  | 0-0    | 0-0     |
| 10-09-21 | at Austin Peay    | 2    | 1   | 3     | 0.0-0   | 0.0-0  | 0  | 0-0    | 0-0     |
| 10-16-21 | Murray State      | 1    | 0   | 1     | 0.0-0   | 0.0-0  | 0  | 0-0    | 0-0     |
| 10-23-21 | at UT Martin      | 0    | 1   | 1     | 0.0-0   | 0.0-0  | 0  | 0-0    | 0-0     |
|          | <b>Total</b>      | 7    | 3   | 10    | 0.0-0   | 0.0-0  | 0  | 0-0    | 0-0     |

#### Dony'e Taylor

| 2021     | Opponent          | Solo | Ast | Total | TFL-Yds | SK-Yds | FF | FR-Yds | Int-Yds |
|----------|-------------------|------|-----|-------|---------|--------|----|--------|---------|
| 09-02-21 | Southern Illinois | 1    | 0   | 1     | 0.0-0   | 0.0-0  | 0  | 0-0    | 0-0     |
| 09-11-21 | at Sam Houston    | 3    | 1   | 4     | 0.0-0   | 0.0-0  | 0  | 0-0    | 0-0     |
| 09-18-21 | at Missouri       | 1    | 0   | 1     | 0.0-0   | 0.0-0  | 0  | 0-0    | 0-0     |
| 09-25-21 | Tennessee State   | 1    | 5   | 6     | 0.0-0   | 0.0-0  | 0  | 0-0    | 0-0     |
| 10-02-21 | at Tennessee Tech | 1    | 3   | 4     | 0.0-0   | 0.0-0  | 0  | 0-0    | 0-0     |
| 10-09-21 | at Austin Peay    | 1    | 1   | 2     | 0.0-0   | 0.0-0  | 0  | 1-0    | 1-39    |
| 10-16-21 | Murray State      | 4    | 5   | 9     | 0.0-0   | 0.0-0  | 0  | 0-0    | 0-0     |
| 10-23-21 | at UT Martin      | 4    | 2   | 6     | 0.0-0   | 0.0-0  | 0  | 0-0    | 0-0     |
| 10-30-21 | Eastern Illinois  | 3    | 2   | 5     | 0.0-0   | 0.0-0  | 0  | 0-0    | 0-0     |
| 11-13-21 | at Murray State   | 1    | 2   | 3     | 0.0-0   | 0.0-0  | 0  | 0-0    | 0-0     |

| 11-20-21 | UT Martin            | 2    | 3   | 5     | 0.0-0   | 0.0-0  | 0  | 0-0    | 0-0     |
|----------|----------------------|------|-----|-------|---------|--------|----|--------|---------|
|          | <b>Total</b>         | 22   | 24  | 46    | 0.0-0   | 0.0-0  | 0  | 1-0    | 1-39    |
| 2022     | Opponent             | Solo | Ast | Total | TFL-Yds | SK-Yds | FF | FR-Yds | Int-Yds |
| 09-03-22 | at Iowa State        | 4    | 1   | 5     | 0.0-0   | 0.0-0  | 0  | 0-0    | 0-0     |
| 09-10-22 | at Southern Illinois | 0    | 1   | 1     | 0.5-0   | 0.0-0  | 0  | 0-0    | 0-0     |
| 09-17-22 | Nicholls             | 1    | 0   | 1     | 0.0-0   | 0.0-0  | 0  | 0-0    | 0-0     |
|          | <b>Total</b>         | 5    | 2   | 7     | 0.0-0   | 0.0-0  | 0  | 0-0    | 0-0     |

#### Izeal Terrell

| 2020     | Opponent              | Solo | Ast | Total | TFL-Yds | SK-Yds | FF | FR-Yds | Int-Yds |
|----------|-----------------------|------|-----|-------|---------|--------|----|--------|---------|
| 10-30-20 | at Southern Illinois  | 0    | 1   | 1     | 0.0-0   | 0.0-0  | 0  | 0-0    | 0-0     |
| 02-28-21 | at Eastern Illinois   | 2    | 3   | 5     | 0.0-0   | 0.0-0  | 0  | 0-0    | 1-10    |
| 03-07-21 | Murray State          | 0    | 3   | 3     | 0.0-0   | 0.0-0  | 0  | 0-0    | 0-0     |
| 03-21-21 | at Jacksonville State | 1    | 3   | 4     | 0.0-0   | 0.0-0  | 0  | 0-0    | 1-8     |
| 03-28-21 | Tennessee Tech        | 0    | 1   | 1     | 0.0-0   | 0.0-0  | 0  | 0-0    | 0-0     |
| 04-11-21 | at Tennessee State    | 1    | 1   | 2     | 1.0-1   | 0.0-0  | 0  | 0-0    | 0-0     |
|          | <b>Total</b>          | 4    | 12  | 16    | 1.0-1   | 0.0-0  | 0  | 0-0    | 2-18    |
| 2021     | Opponent              | Solo | Ast | Total | TFL-Yds | SK-Yds | FF | FR-Yds | Int-Yds |
| 09-02-21 | Southern Illinois     | 1    | 3   | 4     | 0.5-1   | 0.0-0  | 0  | 0-0    | 0-0     |
| 09-11-21 | at Sam Houston        | 0    | 1   | 1     | 0.0-0   | 0.0-0  | 0  | 0-0    | 0-0     |
| 09-18-21 | at Missouri           | 1    | 0   | 1     | 0.0-0   | 0.0-0  | 0  | 0-0    | 0-0     |
| 09-25-21 | Tennessee State       | 2    | 1   | 3     | 1.0-1   | 0.0-0  | 0  | 0-0    | 0-0     |
| 10-02-21 | at Tennessee Tech     | 1    | 1   | 2     | 0.0-0   | 0.0-0  | 0  | 1-7    | 0-0     |
| 10-23-21 | at UT Martin          | 0    | 2   | 2     | 0.0-0   | 0.0-0  | 0  | 0-0    | 0-0     |
| 10-30-21 | Eastern Illinois      | 1    | 1   | 2     | 0.0-0   | 0.0-0  | 0  | 0-0    | 0-0     |
| 11-13-21 | at Murray State       | 2    | 0   | 2     | 0.0-0   | 0.0-0  | 0  | 0-0    | 0-0     |
|          | <b>Total</b>          | 8    | 9   | 17    | 1.5-2   | 0.0-0  | 0  | 1-7    | 0-0     |
| 2022     | Opponent              | Solo | Ast | Total | TFL-Yds | SK-Yds | FF | FR-Yds | Int-Yds |
| 09-17-22 | Nicholls              | 1    | 0   | 1     | 0.0-0   | 0.0-0  | 0  | 0-0    | 0-0     |
|          | <b>Total</b>          | 1    | 0   | 1     | 0.0-0   | 0.0-0  | 0  | 0-0    | 0-0     |

#### Latrevion Thompson

| 2022     | Opponent         | Solo | Ast | Total | TFL-Yds | SK-Yds | FF | FR-Yds | Int-Yds |
|----------|------------------|------|-----|-------|---------|--------|----|--------|---------|
| 09-24-22 | Central Arkansas | 0    | 1   | 1     | 0.0-0   | 0.0-0  | 0  | 0-0    | 0-0     |
|          | <b>Total</b>     | 0    | 1   | 1     | 0.0-0   | 0.0-0  | 0  | 0-0    | 0-0     |

#### Garrett Todd

| 2022     | Opponent             | Solo | Ast | Total | TFL-Yds | SK-Yds | FF | FR-Yds | Int-Yds |
|----------|----------------------|------|-----|-------|---------|--------|----|--------|---------|
| 09-10-22 | at Southern Illinois | 4    | 0   | 4     | 0.0-0   | 0.0-0  | 0  | 0-0    | 0-0     |
|          | <b>Total</b>         | 4    | 0   | 4     | 0.0-0   | 0.0-0  | 0  | 0-0    | 0-0     |

#### Keilyn Tyus

| 2020     | Opponent              | Solo | Ast | Total | TFL-Yds | SK-Yds | FF | FR-Yds | Int-Yds |
|----------|-----------------------|------|-----|-------|---------|--------|----|--------|---------|
| 03-07-21 | Murray State          | 1    | 1   | 2     | 0.0-0   | 0.0-0  | 0  | 0-0    | 0-0     |
| 03-14-21 | Austin Peay           | 3    | 9   | 12    | 1.0-1   | 0.0-0  | 0  | 0-0    | 0-0     |
| 03-21-21 | at Jacksonville State | 1    | 0   | 1     | 0.0-0   | 0.0-0  | 0  | 0-0    | 0-0     |
|          | <b>Total</b>          | 5    | 10  | 15    | 1.0-1   | 0.0-0  | 0  | 0-0    | 0-0     |
| 2021     | Opponent              | Solo | Ast | Total | TFL-Yds | SK-Yds | FF | FR-Yds | Int-Yds |
| 09-11-21 | at Sam Houston        | 0    | 1   | 1     | 0.0-0   | 0.0-0  | 0  | 0-0    | 0-0     |
| 09-18-21 | at Missouri           | 4    | 0   | 4     | 1.0-0   | 0.0-0  | 0  | 0-0    | 0-0     |
| 10-16-21 | Murray State          | 0    | 1   | 1     | 0.0-0   | 0.0-0  | 0  | 0-0    | 0-0     |
|          | <b>Total</b>          | 4    | 2   | 6     | 1.0-0   | 0.0-0  | 0  | 0-0    | 0-0     |
| 2022     | Opponent              | Solo | Ast | Total | TFL-Yds | SK-Yds | FF | FR-Yds | Int-Yds |
| 09-03-22 | at Iowa State         | 0    | 1   | 1     | 0.0-0   | 0.0-0  | 0  | 0-0    | 0-0     |
| 09-17-22 | Nicholls              | 1    | 4   | 5     | 0.5-5   | 0.5-5  | 0  | 0-0    | 0-0     |
| 09-24-22 | Central Arkansas      | 1    | 1   | 2     | 0.5-0   | 0.0-0  | 0  | 0-0    | 0-0     |
|          | <b>Total</b>          | 2    | 6   | 8     | 1.0-5   | 0.5-5  | 0  | 0-0    | 0-0     |

# 2022 SOUTHEAST MISSOURI FOOTBALL NOTES

## INDIVIDUAL GAME-BY-GAME STATISTICS



### Jenson Walker

| 2021     | Opponent             | Solo     | Ast      | Total    | TFL-Yds      | SK-Yds       | FF       | FR-Yds     | Int-Yds    |
|----------|----------------------|----------|----------|----------|--------------|--------------|----------|------------|------------|
| 09-11-21 | at Sam Houston       | 1        | 0        | 1        | 0.0-0        | 0.0-0        | 0        | 0-0        | 0-0        |
|          | <b>Total</b>         | <b>1</b> | <b>0</b> | <b>1</b> | <b>0.0-0</b> | <b>0.0-0</b> | <b>0</b> | <b>0-0</b> | <b>0-0</b> |
| 2022     | Opponent             | Solo     | Ast      | Total    | TFL-Yds      | SK-Yds       | FF       | FR-Yds     | Int-Yds    |
| 09-10-22 | at Southern Illinois | 1        | 0        | 1        | 0.0-0        | 0.0-0        | 0        | 0-0        | 0-0        |
|          | <b>Total</b>         | <b>1</b> | <b>0</b> | <b>1</b> | <b>0.0-0</b> | <b>0.0-0</b> | <b>0</b> | <b>0-0</b> | <b>0-0</b> |

### Mali Walton

| 2021     | Opponent             | Solo     | Ast      | Total     | TFL-Yds      | SK-Yds       | FF       | FR-Yds     | Int-Yds    |
|----------|----------------------|----------|----------|-----------|--------------|--------------|----------|------------|------------|
| 09-18-21 | at Missouri          | 1        | 0        | 1         | 0.0-0        | 0.0-0        | 0        | 0-0        | 0-0        |
| 09-25-21 | Tennessee State      | 0        | 2        | 2         | 0.0-0        | 0.0-0        | 0        | 0-0        | 0-0        |
| 10-16-21 | Murray State         | 0        | 1        | 1         | 0.0-0        | 0.0-0        | 0        | 0-0        | 0-0        |
| 10-23-21 | at UT Martin         | 0        | 1        | 1         | 0.5-1        | 0.0-0        | 0        | 0-0        | 0-0        |
|          | <b>Total</b>         | <b>1</b> | <b>4</b> | <b>5</b>  | <b>0.5-1</b> | <b>0.0-0</b> | <b>0</b> | <b>0-0</b> | <b>0-0</b> |
| 2022     | Opponent             | Solo     | Ast      | Total     | TFL-Yds      | SK-Yds       | FF       | FR-Yds     | Int-Yds    |
| 09-03-22 | at Iowa State        | 5        | 3        | 8         | 0.0-0        | 0.0-0        | 0        | 0-0        | 0-0        |
| 09-10-22 | at Southern Illinois | 1        | 0        | 1         | 0.0-0        | 0.0-0        | 0        | 0-0        | 0-0        |
| 09-17-22 | Nicholls             | 0        | 2        | 2         | 0.0-0        | 0.0-0        | 0        | 0-0        | 0-0        |
|          | <b>Total</b>         | <b>6</b> | <b>5</b> | <b>11</b> | <b>0.0-0</b> | <b>0.0-0</b> | <b>0</b> | <b>0-0</b> | <b>0-0</b> |

### JaQori Williams

| 2022     | Opponent             | Solo     | Ast      | Total    | TFL-Yds      | SK-Yds       | FF       | FR-Yds     | Int-Yds    |
|----------|----------------------|----------|----------|----------|--------------|--------------|----------|------------|------------|
| 09-03-22 | at Iowa State        | 0        | 2        | 2        | 0.0-0        | 0.0-0        | 0        | 0-0        | 0-0        |
| 09-10-22 | at Southern Illinois | 1        | 0        | 1        | 0.0-0        | 0.0-0        | 0        | 0-0        | 0-0        |
|          | <b>Total</b>         | <b>1</b> | <b>2</b> | <b>3</b> | <b>0.0-0</b> | <b>0.0-0</b> | <b>0</b> | <b>0-0</b> | <b>0-0</b> |

### Game-by-Game Kicking/Punting/Returns (Games with Statistics Listed Only)

### Q'Nairies Anderson

| 2020     | Opponent          | KR       | Yds       | TD       | Long      | PR       | Yds      | TD       | Long     |
|----------|-------------------|----------|-----------|----------|-----------|----------|----------|----------|----------|
| 04-03-21 | at UT Martin      | 1        | 19        | 0        | 19        | 0        | 0        | 0        | 0        |
|          | <b>Total</b>      | <b>1</b> | <b>19</b> | <b>0</b> | <b>19</b> | <b>0</b> | <b>0</b> | <b>0</b> | <b>0</b> |
| 2021     | Opponent          | KR       | Yds       | TD       | Long      | PR       | Yds      | TD       | Long     |
| 09-11-21 | at Sam Houston    | 2        | 47        | 0        | 24        | 0        | 0        | 0        | 0        |
| 09-25-21 | Tennessee State   | 1        | 26        | 0        | 26        | 0        | 0        | 0        | 0        |
| 10-02-21 | at Tennessee Tech | 1        | 25        | 0        | 25        | 0        | 0        | 0        | 0        |
|          | <b>Total</b>      | <b>4</b> | <b>98</b> | <b>0</b> | <b>26</b> | <b>0</b> | <b>0</b> | <b>0</b> | <b>0</b> |

### Christian Fuhrman

| 2022     | Opponent     | KR       | Yds      | TD       | Long     | PR       | Yds       | TD       | Long      |
|----------|--------------|----------|----------|----------|----------|----------|-----------|----------|-----------|
| 09-17-22 | Nicholls     | 0        | 0        | 0        | 0        | 1        | 16        | 0        | 16        |
|          | <b>Total</b> | <b>0</b> | <b>0</b> | <b>0</b> | <b>0</b> | <b>1</b> | <b>16</b> | <b>0</b> | <b>16</b> |

### Austin Harpenau

| 2021     | Opponent          | KO       | Yds      | TB       | FG-A       | Long     | PAT        | Pts      |
|----------|-------------------|----------|----------|----------|------------|----------|------------|----------|
| 09-02-21 | Southern Illinois | 0        | 0        | 0        | 0-0        | 0        | 1-1        | 1        |
|          | <b>Total</b>      | <b>0</b> | <b>0</b> | <b>0</b> | <b>0-0</b> | <b>0</b> | <b>1-1</b> | <b>1</b> |

### Zach Haynes

| 2020     | Opponent              | No        | Yds         | Long      | Blkd     | TB       | 50+      | I20       |
|----------|-----------------------|-----------|-------------|-----------|----------|----------|----------|-----------|
| 10-30-20 | at Southern Illinois  | 3         | 135         | 50        | 0        | 0        | 1        | 2         |
| 02-28-21 | at Eastern Illinois   | 5         | 201         | 53        | 0        | 0        | 1        | 4         |
| 03-07-21 | Murray State          | 6         | 251         | 47        | 0        | 0        | 0        | 1         |
| 03-14-21 | Austin Peay           | 4         | 141         | 43        | 1        | 0        | 0        | 1         |
| 03-21-21 | at Jacksonville State | 6         | 254         | 52        | 0        | 0        | 2        | 4         |
| 03-28-21 | Tennessee Tech        | 4         | 186         | 49        | 0        | 1        | 0        | 0         |
| 04-03-21 | at UT Martin          | 6         | 270         | 50        | 0        | 0        | 1        | 2         |
| 04-11-21 | at Tennessee State    | 2         | 83          | 42        | 0        | 0        | 0        | 1         |
|          | <b>Total</b>          | <b>36</b> | <b>1521</b> | <b>53</b> | <b>1</b> | <b>1</b> | <b>5</b> | <b>15</b> |

| 2021     | Opponent             | No        | Yds         | Long      | Blkd     | TB       | 50+      | I20       |
|----------|----------------------|-----------|-------------|-----------|----------|----------|----------|-----------|
| 09-02-21 | Southern Illinois    | 10        | 418         | 58        | 0        | 0        | 1        | 3         |
| 09-11-21 | at Sam Houston       | 9         | 354         | 52        | 0        | 0        | 1        | 4         |
| 09-18-21 | at Missouri          | 5         | 232         | 62        | 0        | 0        | 1        | 2         |
| 09-25-21 | Tennessee State      | 3         | 101         | 38        | 0        | 0        | 0        | 1         |
| 10-02-21 | at Tennessee Tech    | 7         | 288         | 52        | 0        | 0        | 1        | 3         |
| 10-09-21 | at Austin Peay       | 6         | 246         | 49        | 0        | 0        | 0        | 3         |
| 10-16-21 | Murray State         | 6         | 263         | 64        | 0        | 1        | 1        | 1         |
| 10-23-21 | at UT Martin         | 3         | 118         | 44        | 0        | 0        | 0        | 1         |
| 10-30-21 | Eastern Illinois     | 3         | 164         | 76        | 0        | 0        | 2        | 2         |
| 11-13-21 | at Murray State      | 10        | 367         | 49        | 0        | 1        | 0        | 2         |
| 11-20-21 | UT Martin            | 4         | 165         | 52        | 0        | 0        | 1        | 2         |
|          | <b>Total</b>         | <b>66</b> | <b>2716</b> | <b>76</b> | <b>0</b> | <b>2</b> | <b>8</b> | <b>24</b> |
| 2022     | Opponent             | No        | Yds         | Long      | Blkd     | TB       | 50+      | I20       |
| 09-03-22 | at Iowa State        | 6         | 236         | 45        | 0        | 0        | 0        | 2         |
| 09-10-22 | at Southern Illinois | 3         | 128         | 49        | 0        | 0        | 0        | 0         |
| 09-17-22 | Nicholls             | 3         | 120         | 52        | 0        | 0        | 1        | 2         |
| 09-24-22 | Central Arkansas     | 3         | 113         | 44        | 0        | 0        | 0        | 2         |
|          | <b>Total</b>         | <b>15</b> | <b>497</b>  | <b>52</b> | <b>0</b> | <b>0</b> | <b>1</b> | <b>6</b>  |

### Adam Krause

| 2019     | Opponent              | KO        | Yds         | TB        | FG-A       | Long     | PAT        | Pts      |
|----------|-----------------------|-----------|-------------|-----------|------------|----------|------------|----------|
| 08-24-19 | Southern Illinois     | 8         | 461         | 1         | 0-0        | 0        | 0-0        | 0        |
| 09-07-19 | at Montana State      | 2         | 127         | 0         | 0-0        | 0        | 0-0        | 0        |
| 09-14-19 | at Missouri           | 1         | 65          | 1         | 0-0        | 0        | 0-0        | 0        |
| 09-21-19 | West Virginia State   | 8         | 501         | 1         | 0-0        | 0        | 0-0        | 0        |
| 10-05-19 | Tennessee Tech        | 6         | 353         | 0         | 0-0        | 0        | 0-0        | 0        |
| 10-12-19 | at Austin Peay        | 5         | 300         | 0         | 0-0        | 0        | 0-0        | 0        |
| 10-19-19 | at Jacksonville State | 5         | 229         | 0         | 0-0        | 0        | 0-0        | 0        |
| 10-26-19 | UT Martin             | 4         | 225         | 2         | 0-0        | 0        | 0-0        | 0        |
| 11-02-19 | at Tennessee State    | 8         | 395         | 0         | 0-0        | 0        | 0-0        | 0        |
| 11-09-19 | Eastern Kentucky      | 7         | 283         | 1         | 0-0        | 0        | 0-0        | 0        |
| 11-16-19 | at Eastern Illinois   | 6         | 342         | 0         | 0-0        | 0        | 0-0        | 0        |
| 11-23-19 | Murray State          | 6         | 357         | 1         | 0-0        | 0        | 0-0        | 0        |
| 11-30-19 | Illinois State        | 3         | 182         | 0         | 0-0        | 0        | 0-0        | 0        |
|          | <b>Total</b>          | <b>69</b> | <b>3820</b> | <b>7</b>  | <b>0-0</b> | <b>0</b> | <b>0-0</b> | <b>0</b> |
| 2020     | Opponent              | KO        | Yds         | TB        | FG-A       | Long     | PAT        | Pts      |
| 10-30-20 | at Southern Illinois  | 4         | 222         | 0         | 0-0        | 0        | 0-0        | 0        |
| 02-28-21 | at Eastern Illinois   | 9         | 486         | 1         | 0-0        | 0        | 0-0        | 0        |
| 03-07-21 | Murray State          | 4         | 239         | 1         | 0-0        | 0        | 0-0        | 0        |
| 03-14-21 | Austin Peay           | 1         | 54          | 0         | 0-0        | 0        | 0-0        | 0        |
| 03-21-21 | at Jacksonville State | 1         | 65          | 1         | 0-0        | 0        | 0-0        | 0        |
| 03-28-21 | Tennessee Tech        | 3         | 178         | 1         | 0-0        | 0        | 0-0        | 0        |
| 04-11-21 | at Tennessee State    | 7         | 408         | 0         | 0-0        | 0        | 0-0        | 0        |
|          | <b>Total</b>          | <b>29</b> | <b>1652</b> | <b>4</b>  | <b>0-0</b> | <b>0</b> | <b>0-0</b> | <b>0</b> |
| 2020     | Punting               | No        | Yds         | Long      | Blkd       | TB       | 50+        | I20      |
| 10-30-20 | at Southern Illinois  | 2         | 69          | 41        | 0          | 0        | 0          | 0        |
| 03-21-21 | at Jacksonville State | 1         | 50          | 50        | 0          | 0        | 1          | 0        |
|          | <b>Total</b>          | <b>3</b>  | <b>119</b>  | <b>50</b> | <b>0</b>   | <b>0</b> | <b>1</b>   | <b>0</b> |
| 2021     | Opponent              | KO        | Yds         | TB        | FG-A       | Long     | PAT        | Pts      |
| 09-02-21 | Southern Illinois     | 4         | 179         | 0         | 0-0        | 0        | 0-0        | 0        |
| 09-11-21 | at Sam Houston        | 1         | 65          | 1         | 0-0        | 0        | 0-0        | 0        |
| 09-18-21 | at Missouri           | 3         | 142         | 0         | 0-0        | 0        | 0-0        | 0        |
| 09-25-21 | Tennessee State       | 6         | 341         | 0         | 0-0        | 0        | 0-0        | 0        |
| 10-02-21 | at Tennessee Tech     | 1         | 65          | 1         | 0-0        | 0        | 0-0        | 0        |
| 10-09-21 | at Austin Peay        | 3         | 168         | 1         | 0-0        | 0        | 0-0        | 0        |
| 10-16-21 | Murray State          | 2         | 111         | 1         | 0-0        | 0        | 0-0        | 0        |
| 10-30-21 | Eastern Illinois      | 1         | 40          | 0         | 0-0        | 0        | 0-0        | 0        |
| 11-13-21 | at Murray State       | 2         | 94          | 0         | 0-0        | 0        | 0-0        | 0        |
| 11-20-21 | UT Martin             | 2         | 81          | 0         | 0-0        | 0        | 0-0        | 0        |
|          | <b>Total</b>          | <b>25</b> | <b>1286</b> | <b>4</b>  | <b>0-0</b> | <b>0</b> | <b>0-0</b> | <b>0</b> |



## 2022 SOUTHEAST MISSOURI FOOTBALL NOTES

### INDIVIDUAL GAME-BY-GAME STATISTICS

| 2022     | Opponent             | KO        | Yds        | TB       | FG-A       | Long     | PAT        | Pts      |
|----------|----------------------|-----------|------------|----------|------------|----------|------------|----------|
| 09-03-22 | at Iowa State        | 3         | 194        | 1        | 0-0        | 0        | 0-0        | 0        |
| 09-10-22 | at Southern Illinois | 2         | 42         | 0        | 0-0        | 0        | 0-0        | 0        |
| 09-17-22 | Nicholls             | 6         | 329        | 0        | 0-0        | 0        | 0-0        | 0        |
|          | <i>Total</i>         | <i>11</i> | <i>565</i> | <i>1</i> | <i>0-0</i> | <i>0</i> | <i>0-0</i> | <i>0</i> |

#### Dalyn McDonald

| 2022     | Opponent             | KR        | Yds        | TD       | Long      | PR       | Yds       | TD       | Long      |
|----------|----------------------|-----------|------------|----------|-----------|----------|-----------|----------|-----------|
| 09-03-22 | at Iowa State        | 2         | 32         | 0        | 18        | 1        | -7        | 0        | 0         |
| 09-10-22 | at Southern Illinois | 4         | 87         | 0        | 26        | 1        | 1         | 0        | 1         |
| 09-17-22 | Nicholls             | 1         | 20         | 0        | 20        | 3        | 24        | 0        | 11        |
| 09-24-22 | Central Arkansas     | 5         | 182        | 1        | 97        | 1        | 4         | 0        | 4         |
|          | <i>Total</i>         | <i>12</i> | <i>321</i> | <i>1</i> | <i>97</i> | <i>6</i> | <i>22</i> | <i>0</i> | <i>11</i> |

#### DC Pippin

| 2021     | Opponent             | KO        | Yds        | TB       | FG-A       | Long      | PAT          | Pts       |
|----------|----------------------|-----------|------------|----------|------------|-----------|--------------|-----------|
| 09-02-21 | Southern Illinois    | 0         | 0          | 0        | 0-0        | 0         | 2-2          | 2         |
|          | <i>Total</i>         | <i>0</i>  | <i>0</i>   | <i>0</i> | <i>0-0</i> | <i>0</i>  | <i>2-2</i>   | <i>2</i>  |
| 2022     | Opponent             | KO        | Yds        | TB       | FG-A       | Long      | PAT          | Pts       |
| 09-03-22 | at Iowa State        | 0         | 0          | 0        | 1-2        | 23        | 1-1          | 4         |
| 09-10-22 | at Southern Illinois | 5         | 279        | 0        | 2-3        | 50        | 4-4          | 10        |
| 09-17-22 | Nicholls             | 1         | 65         | 1        | 0-1        | 0         | 6-6          | 6         |
| 09-24-22 | Central Arkansas     | 6         | 366        | 3        | 0-1        | 0         | 5-5          | 5         |
|          | <i>Total</i>         | <i>12</i> | <i>710</i> | <i>4</i> | <i>3-7</i> | <i>50</i> | <i>16-16</i> | <i>25</i> |

#### Keveon Robbins

| 2022     | Opponent      | KR       | Yds      | TD       | Long     | PR       | Yds      | TD       | Long     |
|----------|---------------|----------|----------|----------|----------|----------|----------|----------|----------|
| 09-03-22 | at Iowa State | 1        | 0        | 0        | 0        | 0        | 0        | 0        | 0        |
|          | <i>Total</i>  | <i>1</i> | <i>0</i> | <i>0</i> | <i>0</i> | <i>0</i> | <i>0</i> | <i>0</i> | <i>0</i> |

#### Shamenski Rucker

| 2021     | Opponent     | KR       | Yds       | TD       | Long      | PR       | Yds      | TD       | Long     |
|----------|--------------|----------|-----------|----------|-----------|----------|----------|----------|----------|
| 09-18-21 | at Missouri  | 1        | 11        | 0        | 11        | 0        | 0        | 0        | 0        |
|          | <i>Total</i> | <i>1</i> | <i>11</i> | <i>0</i> | <i>11</i> | <i>0</i> | <i>0</i> | <i>0</i> | <i>0</i> |

#### Garrett Todd

| 2021     | Opponent          | KR       | Yds        | TD       | Long      | PR       | Yds       | TD       | Long      |
|----------|-------------------|----------|------------|----------|-----------|----------|-----------|----------|-----------|
| 09-18-21 | at Missouri       | 0        | 0          | 0        | 0         | 1        | 8         | 0        | 8         |
| 09-25-21 | Tennessee State   | 1        | 36         | 0        | 36        | 4        | 35        | 0        | 13        |
| 10-02-21 | at Tennessee Tech | 2        | 42         | 0        | 25        | 0        | 0         | 0        | 0         |
| 10-09-21 | at Austin Peay    | 1        | 22         | 0        | 22        | 1        | 16        | 0        | 16        |
| 11-13-21 | at Murray State   | 0        | 0          | 0        | 0         | 1        | 8         | 0        | 8         |
|          | <i>Total</i>      | <i>4</i> | <i>100</i> | <i>0</i> | <i>36</i> | <i>7</i> | <i>67</i> | <i>0</i> | <i>16</i> |
| 2022     | Opponent          | KR       | Yds        | TD       | Long      | PR       | Yds       | TD       | Long      |
| 09-17-22 | Nicholls          | 0        | 0          | 0        | 0         | 0        | 29        | 1        | 29        |
|          | <i>Total</i>      | <i>0</i> | <i>0</i>   | <i>0</i> | <i>0</i>  | <i>0</i> | <i>29</i> | <i>1</i> | <i>29</i> |

# 2022 SOUTHEAST MISSOURI FOOTBALL NOTES

## LAST TIME IT HAPPENED



### Southeast Missouri Had . . .

|                                 |   |
|---------------------------------|---|
| 30 or more first downs.....     | vs. West Virginia, 9/21/03 (29)                         |
| 400 yards rushing.....          | at Jacksonville State, 11/23/13 (410)                   |
| 300 yards rushing.....          | vs. Tennessee State, 9/25/21 (380)                      |
| 200 yards rushing.....          | vs. Central Arkansas, 9/24/22 (205)                     |
| 400 yards passing.....          | at Tennessee Tech, 10/6/18 (483)                        |
| 300 yards passing.....          | at Southern Illinois, 9/10/22 (332)                     |
| 600 yards of total offense..... | vs. Tennessee State, 9/25/21 (607)                      |
| 500 yards of total offense..... | vs. Southern Illinois (529)                             |
| 90 total plays.....             | at Murray State, 9/24/16 (91)                           |
| Four passes intercepted.....    | at Eastern Kentucky, 9/22/18 (4)                        |
| Five pass interceptions.....    | vs. Mars Hill College, 9/8/12 (5)                       |
| Five or more Turnovers.....     | vs. Eastern Kentucky, 11/9/19 (5)                       |
| Four pass interceptions.....    | vs. Eastern Kentucky, 10/23/10 (4)                      |
| 10 penalties.....               | vs. Southern Illinois, 9/2/21 (15)                      |
| 100 yards in penalties.....     | at Iowa State, 9/3/22 (100)                             |
| 70 or more points.....          | at Tennessee Tech, 10/6/18 (70)                         |
| 99-yard scoring drive.....      | vs. Murray State, 10/2/15 (12 plays, 99 yards, 2nd Qtr) |
| 90-yard scoring drive.....      | vs. Austin Peay, 3/14/21 (93)                           |
| 7 Takeaways.....                | vs. Southern Illinois, 9/12/15                          |
| 6 or more Sacks.....            | 6, vs. Murray State, 11/18/17                           |
| 5 Sacks.....                    | vs. UT Martin, 10/26/19                                 |

### Southeast Missouri Held Its Opponent To . . .

|   |                                       |
|---|---------------------------------------|
| Less than 10 first downs.....           | vs. Missouri Baptist, 8/28/14 (6)     |
| 10 first downs.....                     | vs. Jacksonville State, 11/17/07 (10) |
| Zero yards rushing.....                 | at Tennessee State, 11/19/94          |
| Negative yards rushing.....             | vs. Murray State, 11/18/17 (-9)       |
| Under 30 yards rushing.....             | vs. Central Arkansas, 9/24/22 (16)    |
| 100 yards rushing or less.....          | vs. Central Arkansas, 9/24/22 (16)    |
| Zero passing yards.....                 | at Eastern Illinois, 10/13/01         |
| No pass completions.....                | at Eastern Illinois, 10/13/01         |
| No pass attempts.....                   | at Eastern Illinois, 10/13/01         |
| Under 30 yards passing.....             | at Austin Peay, 10/30/93 (23)         |
| 150 yards or less of total offense..... | vs. Missouri Baptist, 8/28/14 (81)    |
| 200 yards or less of total offense..... | vs. Tennessee Tech, 10/14/17 (195)    |
| No touchdowns.....                      | vs. Tennessee Tech, 10/14/17          |

### Southeast Missouri . . .

|   |  |
|---|--|
| Had two passers throw for 100 yards.....                          | vs. Jacksonville State, 9/24/05<br>(Kevin Ballatore 195 yds & Mike Haley 160 yds)                                  |
| Had two passers complete 10 passes.....                           | vs. Jacksonville State, 9/24/05<br>(Kevin Ballatore 22 yds & Mike Haley 14 yds)                                    |
| Had two rushers run for 100 yards.....                            | at Southern Illinois, 10/30/20<br>(Geno Hess 128 yds & Andrew Bunch 115 yds)                                       |
| Had two receivers over 100 receiving yards.....                   | at Southern Illinois, 9/10/22<br>(Ryan Flournoy, 145 yds; Johnny King, 125 yds)                                    |
| Had a quarterback rush for 100 yards.....                         | at Southern Illinois, 10/30/20 (Andrew Bunch, 115 yds)   |
| Had a quarterback rush for 200 yards.....                         | vs. Jacksonville State, 11/12/11 (Matt Scheible 209 yds)   |
| Had three receivers catch five passes.....                        | vs. Eastern Illinois, 10/18/14<br>(Peter Lloyd, Spencer Davis, DeMichael Jackson)                                  |
| Had a 100-yard rusher and a 100-yard receiver.....                | at Tennessee State, 11/2/19<br>(Geno Hess, 156 yds, Kristian Wilkerson, 111 yds)                                   |
| Had a 300-yard passer, 100-yard receiver and 100-yard rusher..... | vs. Tennessee St., 11/3/18<br>(Daniel Santacaterina, 306 yds; Kristian Wilkerson, 129 yds; Marquis Terry, 107 yds) |
| Had a 300-yard rusher.....  | at Southern Illinois, 9/15/18 (Marquis Terry, 311)   |
| Returned a punt for a touchdown.....                              | vs. Nicholls, 9/17/22 (Garrett Todd, 29 yds)   |
| Returned a kickoff for a touchdown.....                           | vs. Central Arkansas, 9/24/22 (Dalyn McDonald, 97 yds)   |
| Returned an interception for a touchdown.....                     | vs. Southern Illinois, 9/2/21<br>(Mike Matthews, 10 yds)   |
| Returned two interceptions for touchdowns.....                    | vs. Tennessee Tech, 9/22/12<br>(Darrick Borum 41 yds & Brandon Spann 100 yds)                                      |
| Returned a fumble for a touchdown.....                            | vs. Central Arkansas, 9/24/22 (Bryce Norman, 3 yds)  |
| Returned a blocked field goal for a TD.....                       | vs. Jacksonville State, 10/20/18 (Knighten, 85 yds)  |
| Blocked a punt.....   | vs. Nicholls, 9/17/22 (Christian Fuhrman)  |
| Blocked a punt for a touchdown.....                               | at Tennessee State, 4/11/21<br>(Zack Smith blocked and recovered)  |
| Blocked an opponent's field goal attempt.....                     | vs. Southern Illinois, 9/2/21 (Bryson Donnell)   |

|   |   |
|---|---|
| Had a punt blocked.....   | vs. Austin Peay, 3/14/21  |
| Had punt blocked for a touchdown.....   | at Missouri, 9/5/15<br>(Brothers blocked the punt, Aarion Penton recovered) |
| Had a kickoff returned for a touchdown.....                                     | at Murray State (Malik Honeycutt, 79 yds), 11/10/18                         |
| Had a punt returned for a touchdown.....  | at Murray State (Walter Powell, 100 yds), 11/17/12                          |
| Had an interception returned for a touchdown.....                               | vs. Murray State, 3/7/21<br>(Marcis Floyd, 22 yds)                          |
| Had a fumble returned for a touchdown.....                                      | at Southern Illinois, 9/10/16<br>(James Ceasar, 47 yds)                     |
| Missed a PAT kick.....  | at Tennessee State, 4/11/21   |
| Had a PAT kick blocked.....   | at Austin Peay, 10/9/21   |
| Blocked an opponent's PAT kick.....   | Steven Lewis vs. Nicholls, 9/17/22  |
| A successful 2-point conversion.....  | vs. UT Martin, 11/21/15<br>(Logan Larson pass from Dante Vandeven)          |
| Had a field goal attempt blocked.....   | at Iowa State, 9/3/22   |
| Recovered an onside kick.....   | at Tennessee Tech, 10/2/21  |
| Shutout an opponent.....  | vs. Missouri Baptist (77-0), 8/28/14  |
| Was shut out.....   | at Missouri (50-0), 9/7/19  |
| Played an overtime game.....  | vs. Austin Peay, 3/14/21 (L, 42-49, 2OT)                                    |
| Scored a safety.....  | at Tennessee State, 4/11/21   |
| Gave up a safety.....   | vs. Southern Illinois, 9/21/13  |
| Had no turnovers.....   | at Southern Illinois, 9/10/22   |
| Beat a nationally-ranked opponent.....  | at #17 Southern Illinois, 9/10/22   |
| Was ranked in Top-25 of FCS Coaches or STATS Media Polls.....                   | #16, STATS, 3/1/21  |
| Ended the year ranked in the Top-25 of FCS Coaches or Sports Network Polls..... | 2019  |

### A Southeast Missouri Player . . .

|  |   |
|--|---|
| Rushed 30 times.....                             | Geno Hess (38) vs. Austin Peay, 3/14/21                                 |
| Rushed 25 times.....                             | Shamenski Rucker (28) vs. UT Martin, 11/20/21                           |
| Rushed for 300 Yards.....                        | Marquis Terry (311) at Southern Illinois, 9/15/18                       |
| Rushed for 250 yards.....                        | Henry Harris (293) vs. Southwest Baptist, 11/6/10                       |
| Rushed for 200 yards.....                        | Geno Hess (205) vs. Tennessee State, 9/25/21                            |
| Rushed for 150 yards.....                        | Geno Hess (176) vs. Murray State, 10/16/21                              |
| Rushed for 100 yards.....                        | Geno Hess (123) vs. Central Arkansas, 9/24/22                           |
| Passed for 400 yards.....                        | Andrew Goodenough (407) vs. Jacksonville State, 11/22/03                |
| Passed for 300 yards.....                        | Paxton DeLaurent (309) vs. Nicholls, 9/17/22                            |
| Attempted 50 passes.....                         | Mike Haley (61) at Kent State, 9/10/05                                  |
| Attempted 40 passes.....                         | Paxton DeLaurent (44) at Southern Illinois, 9/10/22                     |
| Attempted 30 passes.....                         | Paxton DeLaurent (31) vs. Central Arkansas, 9/24/22                     |
| Completed 30 passes.....                         | Paxton DeLaurent (33) at Southern Illinois, 9/10/22                     |
| Completed 20 passes.....                         | Paxton DeLaurent (22) vs. Nicholls, 9/17/22                             |
| Passed for four or more touchdowns.....          | Paxton DeLaurent (4) at Southern Illinois, 9/10/22                      |
| Threw three or more interceptions.....           | Dante Vandeven (3) vs. UT Martin, 11/21/15                              |
| Had 400 yards of total offense.....              | Jack Tomco (429 passing) vs. UT Martin, 10/12/02                        |
| Had 300 yards of total offense.....              | Paxton DeLaurent (312) vs. Central Arkansas, 9/24/22                    |
| Had 100 yards rushing and 100 yards passing..... | Kyle Snyder (116 rushing; 245 passing)<br>at Eastern Kentucky, 10/25/14 |
| Had 400 All-Purpose Yards.....                   | Marquis Terry (438) at Southern Illinois, 9/15/18                       |
| Had 300 All-Purpose Yards.....                   | Henry Harris (314) at Austin Peay, 10/16/10                             |
| Had 250 All-Purpose Yards.....                   | Zion Custis (254) vs. Eastern Illinois, 11/17/18                        |
| Had 200 All-Purpose Yards.....                   | Kristian Wilkerson (263) at UT Martin, 10/27/18                         |
| Caught 10 passes.....                            | Johnny King (14); Ryan Flournoy (10) at Southern Illinois, 9/10/22      |
| Caught nine passes.....                          | Kristian Wilkerson at Tennessee State, 11/2/19                          |
| Had 200 receiving yards.....                     | Kristian Wilkerson (254) vs. Eastern Kentucky, 11/9/19                  |
| Had 100 receiving yards.....                     | Ryan Flournoy (145); Johnny King (125) at Southern Illinois, 9/10/22    |
| Scored 10 or more points kicking.....            | DC Pippin (10) at Southern Illinois, 9/10/22                            |
| Scored four touchdowns rushing.....              | Geno Hess vs. Austin Peay, 3/14/21                                      |
| Scored three touchdowns rushing.....             | Geno Hess at Austin Peay, 10/9/21                                       |
| Scored two touchdowns rushing.....               | Geno Hess vs. Murray State, 10/16/21                                    |
| Scored three touchdowns receiving.....           | Kristian Wilkerson vs. Tennessee State, 11/3/18                         |
| Scored two touchdowns receiving.....             | Johnny King at Southern Illinois, 9/10/22                               |
| Intercepted three passes.....                    | Eddie Calvin vs. Southwest Baptist, 8/28/08                             |
| Intercepted two passes.....                      | Trai Hodges, at Murray State, 11/13/21                                  |
| Recovered two fumbles.....                       | Maurice Lyles vs. Eastern Illinois, 9/19/09                             |
| Had a 70-yard punt.....                          | Zach Haynes (76) vs. Eastern Illinois, 10/30/21                         |
| Kicked a 45-yard field goal.....                 | DC Pippin (45) at Southern Illinois, 9/10/22                            |
| Kicked a 50-yard field goal.....                 | DC Pippin (50) at Southern Illinois, 9/10/22                            |
| Kicked three field goals in a game.....          | Kenny Doak at UT Martin, 10/23/21                                       |
| Kicked four field goals in a game.....           | Kenny Doak vs. Tennessee State, 9/25/21                                 |





## 2022 SOUTHEAST MISSOURI FOOTBALL NOTES

### PERFORMANCE LISTS

#### 100-Yard Rushing Games (Since 1969)

| Date           | Player          | Yards | Opponent               | Date           | Player           | Yards | Opponent                |
|----------------|-----------------|-------|------------------------|----------------|------------------|-------|-------------------------|
| Nov. 8, 1969   | Al Holmes       | 254   | vs. Truman State       | Nov. 5, 1988   | Brian Lattimore  | 151   | at Northwest Missouri   |
| Oct. 3, 1970   | Richard Attig   | 111   | vs. Evansville         | Sept. 9, 1989  | Brian Lattimore  | 115   | vs. Missouri Southern   |
| Oct. 10, 1970  | Eddie Moss      | 144   | vs. Missouri State     | Sept. 23, 1989 | Brian Lattimore  | 241   | at Northwest Missouri   |
| Oct. 24, 1970  | Richard Attig   | 145   | at Bradley             | Oct. 28, 1989  | Brian Lattimore  | 110   | vs. Missouri Western    |
| Oct. 31, 1970  | Al Holmes       | 101   | vs. Lincoln            | Nov. 4, 1989   | Brian Lattimore  | 133   | at Central Missouri     |
| Nov. 7, 1970   | Richard Attig   | 109   | at Northwest Missouri  | Sept. 1, 1990  | Steve Jones      | 101   | vs. Southwest Baptist   |
| Nov. 14, 1970  | Richard Attig   | 143   | at Missouri S&T        | Sept. 8, 1990  | Steve Jones      | 103   | at Missouri Southern    |
| Oct. 9, 1971   | Art Miller      | 157   | at Missouri State      | Oct. 6, 1990   | Percy Johnson    | 131   | vs. Missouri S&T        |
| Nov. 13, 1971  | Eddie Moss      | 157   | vs. Missouri S&T       | Sept. 3, 1992  | Kelvin Anderson  | 222   | vs. Murray State        |
| Sept. 16, 1972 | Richard Attig   | 175   | at Missouri Southern   | Sept. 12, 1992 | Kelvin Anderson  | 127   | at Southern Illinois    |
| Oct. 7, 1972   | Richard Attig   | 157   | vs. Missouri State     | Sept. 26, 1992 | Kelvin Anderson  | 161   | vs. Austin Peay         |
| Oct. 28, 1972  | John Gabrisch   | 124   | vs. Lincoln            | Oct. 3, 1992   | Kelvin Anderson  | 124   | at Eastern Kentucky     |
| Oct. 28, 1972  | Richard Attig   | 137   | vs. Lincoln            | Oct. 10, 1992  | Kelvin Anderson  | 125   | at Tennessee Tech       |
| Sept. 29, 1973 | John Gabrisch   | 102   | at Evansville          | Oct. 31, 1992  | Kelvin Anderson  | 207   | vs. UT Martin           |
| Oct. 6, 1973   | Richard Attig   | 100   | at Missouri State      | Nov. 14, 1992  | Kelvin Anderson  | 180   | vs. Illinois State      |
| Nov. 10, 1973  | Richard Attig   | 120   | vs. Missouri S&T       | Oct. 2, 1993   | Kelvin Anderson  | 101   | vs. Morehead State      |
| Oct. 19, 1974  | Anthony Wallace | 127   | vs. Missouri State     | Oct. 30, 1993  | Kelvin Anderson  | 196   | at Austin Peay          |
| Oct. 26, 1974  | Bobby Everage   | 177   | at Missouri Western    | Nov. 6, 1993   | Shane Kennedy    | 109   | vs. Eastern Kentucky    |
| Nov. 2, 1974   | Anthony Wallace | 128   | at Northwest Missouri  | Nov. 13, 1993  | Kelvin Anderson  | 187   | vs. Kentucky State      |
| Oct. 25, 1975  | Jack Gokin      | 188   | vs. Missouri Western   | Nov. 20, 1993  | Kelvin Anderson  | 126   | vs. Tennessee State     |
| Oct. 2, 1976   | Jack Gokin      | 107   | vs. Arkansas Tech      | Sept. 24, 1994 | Kelvin Anderson  | 112   | vs. UT Martin           |
| Oct. 9, 1976   | Jack Gokin      | 119   | vs. Central Missouri   | Oct. 1, 1994   | Kelvin Anderson  | 131   | at Morehead State       |
| Sept. 24, 1977 | Jack Gokin      | 130   | at Evansville          | Oct. 15, 1994  | Kelvin Anderson  | 132   | at Southern Illinois    |
| Oct. 8, 1977   | Jack Gokin      | 145   | at Central Missouri    | Sept. 23, 1995 | Dione Tyler      | 149   | at Austin Peay          |
| Oct. 15, 1977  | Jack Gokin      | 117   | vs. Northwest Missouri | Oct. 7, 1995   | Dione Tyler      | 100   | vs. Tennessee Tech      |
| Oct. 15, 1977  | Bill White      | 144   | vs. Northwest Missouri | Oct. 28, 1995  | Dione Tyler      | 144   | at UT Martin            |
| Sept. 30, 1978 | Doug Beard      | 125   | vs. Arkansas Tech      | Nov. 4, 1995   | Stanley Parker   | 130   | vs. Morehead State      |
| Nov. 11, 1978  | Bill White      | 106   | at Northwest Missouri  | Nov. 18, 1995  | Dione Tyler      | 169   | vs. Tennessee State     |
| Nov. 11, 1978  | Mike Wieser     | 186   | at Northwest Missouri  | Oct. 12, 1996  | Britt Mirgaux    | 102   | at Tennessee Tech       |
| Oct. 27, 1979  | Ernest Edwards  | 190   | at Lincoln             | Nov. 2, 1996   | Britt Mirgaux    | 103   | vs. UT Martin           |
| Nov. 10, 1979  | Ernest Edwards  | 142   | vs. Northwest Missouri | Aug. 30, 1997  | Riki Smith       | 112   | vs. Lambuth             |
| Sept. 20, 1980 | Keith Hubbard   | 112   | vs. Evansville         | Nov. 1, 1997   | Aaron Layne      | 127   | at Austin Peay          |
| Sept. 20, 1980 | Marlon Lee      | 116   | vs. Evansville         | Nov. 22, 1997  | Corey Williams   | 136   | vs. Tennessee State     |
| Oct. 4, 1980   | Ernest Edwards  | 138   | vs. Missouri State     | Oct. 21, 1998  | Corey Williams   | 185   | vs. Middle Tennessee    |
| Oct. 25, 1980  | Ernest Edwards  | 146   | vs. Lincoln            | Sept. 18, 1999 | Mike Gross       | 104   | at Murray State         |
| Oct. 9, 1982   | Jim Prestwood   | 100   | at Truman State        | Nov. 6, 1999   | Broderick Benson | 125   | vs. Eastern Illinois    |
| Oct. 23, 1982  | Ed Wachter      | 126   | vs. Lincoln            | Nov. 13, 1999  | Rashad West      | 135   | vs. Tennessee State     |
| Oct. 30, 1982  | Jim Prestwood   | 105   | at Northwest Missouri  | Sept. 1, 2001  | Curtis Cooper    | 129   | at Eastern Michigan     |
| Oct. 8, 1983   | Audwin Hudson   | 108   | vs. Truman State       | Sept. 15, 2001 | Curtis Cooper    | 194   | vs. Missouri State      |
| Oct. 22, 1983  | Marvin Johnson  | 131   | at Lincoln             | Sept. 29, 2001 | Curtis Cooper    | 146   | at Tennessee State      |
| Sept. 8, 1984  | Brian Brumley   | 111   | vs. Central Arkansas   | Oct. 6, 2001   | Curtis Cooper    | 216   | vs. UT Martin           |
| Sept. 14, 1985 | Anthony Jackson | 104   | at Central Arkansas    | Nov. 11, 2001  | Curtis Cooper    | 129   | vs. Quincy              |
| Oct. 12, 1985  | Anthony Jackson | 135   | vs. Abilene Christian  | Aug. 29, 2002  | Corey Kinsey     | 180   | vs. Arkansas-Monticello |
| Nov. 9, 1985   | Anthony Jackson | 117   | at Lincoln             | Sept. 7, 2002  | Corey Kinsey     | 132   | at Southern Illinois    |
| Nov. 9, 1985   | Brian Lattimore | 163   | at Lincoln             | Sept. 14, 2002 | Keiki Misipeka   | 126   | at Eastern Michigan     |
| Sept. 20, 1986 | Anthony Jackson | 191   | at UT Martin           | Sept. 21, 2002 | Corey Kinsey     | 108   | at Missouri State       |
| Oct. 18, 1986  | Anthony Jackson | 147   | at Missouri S&T        | Sept. 28, 2002 | Keiki Misipeka   | 144   | at Middle Tennessee     |
| Nov. 15, 1986  | Anthony Jackson | 182   | vs. Lincoln            | Oct. 26, 2002  | Keiki Misipeka   | 100   | at Murray State         |
| Sept. 5, 1987  | Trent Lane      | 155   | vs. Troy               | Oct. 26, 2002  | Corey Kinsey     | 103   | at Murray State         |
| Sept. 26, 1987 | Brian Lattimore | 132   | at Delta State         | Nov. 9, 2002   | Corey Kinsey     | 102   | at Eastern Kentucky     |
| Oct. 3, 1987   | Percy Johnson   | 101   | vs. Northwest Missouri | Nov. 16, 2002  | Corey Kinsey     | 101   | vs. Samford             |
| Nov. 7, 1987   | Trent Lane      | 110   | vs. Missouri S&T       | Sept. 20, 2003 | David Taufou     | 107   | vs. UT Martin           |
| Sept. 3, 1988  | Trent Lane      | 131   | at Troy                | Nov. 8, 2003   | Jamel Oliver     | 186   | vs. Tennessee State     |
| Oct. 22, 1988  | Brian Lattimore | 101   | vs. Missouri S&T       | Oct. 30, 2004  | David Taufou     | 127   | vs. UT Martin           |
| Oct. 29, 1988  | Brian Lattimore | 104   | at Grand Valley State  | Oct. 22, 2005  | Timmy Holloman   | 155   | at Eastern Kentucky     |
|                |                 |       |                        | Nov. 21, 2005  | Timmy Holloman   | 181   | vs. Murray State        |
|                |                 |       |                        | Sept. 9, 2006  | John Radney      | 116   | vs. Missouri S&T        |
|                |                 |       |                        | Sept. 9, 2006  | Timmy Holloman   | 149   | vs. Missouri S&T        |



# 2022 SOUTHEAST MISSOURI FOOTBALL NOTES

## PERFORMANCE LISTS



|                |                    |     |                        |                |                  |     |                        |
|----------------|--------------------|-----|------------------------|----------------|------------------|-----|------------------------|
| Oct. 28, 2006  | Timmy Holloman     | 212 | at Murray State        | Sept. 3, 2016  | Will Young       | 114 | at Memphis             |
| Aug. 30, 2007  | Victor Anderson    | 118 | at Cincinnati          | Sept. 10, 2016 | Will Young       | 100 | at Southern Illinois   |
| Sept. 8, 2007  | Timmy Holloman     | 203 | vs. Southwest Baptist  | Oct. 22, 2016  | Will Young       | 102 | at Tennessee Tech      |
| Sept. 15, 2007 | Timmy Holloman     | 141 | vs. Indiana State      | Oct. 29, 2016  | Will Young       | 154 | vs. Austin Peay        |
| Sept. 22, 2007 | Timmy Holloman     | 170 | at Samford             | Sept. 9, 2017  | Marquis Terry    | 111 | at Dayton              |
| Sept. 29, 2007 | Timmy Holloman     | 133 | vs. Eastern Illinois   | Sept. 30, 2017 | Marquis Terry    | 184 | vs. Eastern Kentucky   |
| Oct. 25, 2007  | Mike Jones         | 131 | vs. Murray State       | Oct. 14, 2017  | Cameron Sanders  | 102 | vs. Tennessee Tech     |
| Nov. 17, 2007  | Elton Peterson     | 120 | vs. Jacksonville State | Nov. 4, 2017   | Marquis Terry    | 154 | vs. UT Martin          |
| Sept. 27, 2008 | Henry Harris       | 110 | at Indiana State       | Nov. 11, 2017  | Marquis Terry    | 116 | at Tennessee State     |
| Nov. 1, 2008   | Timmy Holloman     | 107 | vs. Eastern Kentucky   | Sept. 8, 2018  | Marquis Terry    | 202 | vs. Dayton             |
| Sept. 26, 2009 | Mike Jones         | 101 | at UT Martin           | Sept. 15, 2018 | Marquis Terry    | 311 | at Southern Illinois   |
| Nov. 14, 2009  | Mike Jones         | 113 | vs. Murray State       | Oct. 20, 2018  | Marquis Terry    | 101 | vs. Jacksonville State |
| Sept. 11, 2010 | Henry Harris       | 113 | at Murray State        | Oct. 27, 2018  | Marquis Terry    | 123 | at UT Martin           |
| Sept. 11, 2010 | Matt Scheible      | 134 | at Murray State        | Nov. 3, 2018   | Marquis Terry    | 107 | vs. Tennessee State    |
| Sept. 18, 2010 | Henry Harris       | 142 | at Southern Illinois   | Nov. 10, 2018  | Marquis Terry    | 120 | at Murray State        |
| Sept. 25, 2010 | Henry Harris       | 196 | vs. Tennessee Tech     | Oct. 5, 2019   | Zion Custis      | 117 | vs. Tennessee Tech     |
| Oct. 2, 2010   | Henry Harris       | 179 | at Eastern Illinois    | Nov. 2, 2019   | Geno Hess        | 156 | at Tennessee State     |
| Oct. 9, 2010   | Matt Scheible      | 128 | vs. Tennessee State    | Oct. 30, 2020  | Geno Hess        | 128 | at Southern Illinois   |
| Oct. 9, 2010   | Henry Harris       | 188 | vs. Tennessee State    | Oct. 30, 2020  | Andrew Bunch     | 115 | at Southern Illinois   |
| Oct. 16, 2010  | Matt Scheible      | 116 | at Austin Peay         | Mar. 14, 2021  | Geno Hess        | 115 | vs. Austin Peay        |
| Oct. 16, 2010  | Henry Harris       | 152 | at Austin Peay         | Sept. 2, 2021  | Geno Hess        | 104 | vs. Southern Illinois  |
| Oct. 23, 2010  | Henry Harris       | 109 | vs. Eastern Kentucky   | Sept. 25, 2021 | Geno Hess        | 205 | vs. Tennessee State    |
| Nov. 6, 2010   | Henry Harris       | 293 | vs. Southwest Baptist  | Oct. 9, 2021   | Geno Hess        | 116 | at Austin Peay         |
| Nov. 13, 2010  | Henry Harris       | 134 | at Jacksonville State  | Oct. 16, 2021  | Geno Hess        | 176 | vs. Murray State       |
| Dec. 4, 2010   | Henry Harris       | 108 | at Eastern Washington  | Oct. 23, 2021  | Geno Hess        | 137 | at UT Martin           |
| Sept. 24, 2011 | Levi Terrell       | 154 | at Tennessee Tech      | Oct. 30, 2021  | Geno Hess        | 107 | vs. Eastern Illinois   |
| Oct. 1, 2011   | Levi Terrell       | 106 | vs. Eastern Illinois   | Nov. 13, 2021  | Geno Hess        | 111 | at Murray State        |
| Oct. 1, 2011   | Matt Scheible      | 161 | vs. Eastern Illinois   | Nov. 20, 2021  | Shamenski Rucker | 110 | vs. UT Martin          |
| Nov. 5, 2011   | Matt Scheible      | 112 | vs. Central Methodist  | Sept. 24, 2022 | Geno Hess        | 123 | vs. Central Arkansas   |
| Nov. 12, 2011  | Matt Scheible      | 209 | vs. Jacksonville State |                |                  |     |                        |
| Sept. 8, 2012  | Levi Terrell       | 128 | vs. Mars Hill College  |                |                  |     |                        |
| Sept. 22, 2012 | Levi Terrell       | 171 | vs. Tennessee Tech     |                |                  |     |                        |
| Sept. 29, 2012 | Levi Terrell       | 146 | at Jacksonville State  |                |                  |     |                        |
| Oct. 13, 2012  | Scott Lathrop      | 145 | vs. Tennessee State    |                |                  |     |                        |
| Oct. 13, 2012  | Levi Terrell       | 110 | vs. Tennessee State    |                |                  |     |                        |
| Oct. 20, 2012  | Levi Terrell       | 144 | vs. UT Martin          |                |                  |     |                        |
| Oct. 27, 2012  | Levi Terrell       | 137 | at Austin Peay         |                |                  |     |                        |
| Oct. 27, 2012  | Scott Lathrop      | 179 | at Austin Peay         |                |                  |     |                        |
| Nov. 10, 2012  | Scott Lathrop      | 102 | at Eastern Illinois    |                |                  |     |                        |
| Nov. 17, 2012  | Scott Lathrop      | 119 | at Murray State        |                |                  |     |                        |
| Nov. 17, 2012  | Levi Terrell       | 215 | at Murray State        |                |                  |     |                        |
| Oct. 5, 2013   | Lewis Washington   | 101 | at Tennessee State     |                |                  |     |                        |
| Oct. 19, 2013  | DeMichael Jackson  | 126 | at Eastern Illinois    |                |                  |     |                        |
| Nov. 2, 2013   | DeMichael Jackson  | 112 | vs. Urbana             |                |                  |     |                        |
| Nov. 9, 2013   | DeMichael Jackson  | 104 | vs. Tennessee Tech     |                |                  |     |                        |
| Nov. 16, 2013  | DeMichael Jackson  | 140 | at Austin Peay         |                |                  |     |                        |
| Oct. 4, 2014   | Lennies McFerren   | 115 | vs. Tennessee State    |                |                  |     |                        |
| Oct. 11, 2014  | DeMichael Jackson  | 104 | at Murray State        |                |                  |     |                        |
| Oct. 25, 2014  | Kyle Snyder        | 116 | at Eastern Kentucky    |                |                  |     |                        |
| Nov. 8, 2014   | DeMichael Jackson  | 172 | at Tennessee Tech      |                |                  |     |                        |
| Nov. 15, 2014  | DeMichael Jackson  | 122 | vs. Austin Peay        |                |                  |     |                        |
| Sept. 12, 2015 | DeMichael Jackson  | 186 | vs. Southern Illinois  |                |                  |     |                        |
| Sept. 19, 2015 | Tremane McCullough | 114 | at Indiana State       |                |                  |     |                        |
| Sept. 26, 2015 | Tremane McCullough | 166 | vs. Shorter            |                |                  |     |                        |
| Oct. 3, 2015   | Tremane McCullough | 220 | vs. Murray State       |                |                  |     |                        |
| Oct. 31, 2015  | Tremane McCullough | 138 | vs. Tennessee Tech     |                |                  |     |                        |
| Nov. 7, 2015   | Tremane McCullough | 150 | at Austin Peay         |                |                  |     |                        |
| Nov. 21, 2015  | Tremane McCullough | 101 | vs. UT Martin          |                |                  |     |                        |

### 100-Yard Receiving Games (Since 1969)

| Date           | Player          | Yards | Opponent               |
|----------------|-----------------|-------|------------------------|
| Oct. 4, 1969   | Art Miller      | 211   | at Evansville          |
| Oct. 24, 1970  | Art Miller      | 134   | at Bradley             |
| Nov. 11, 1972  | David Newberry  | 106   | at Missouri S&T        |
| Nov. 18, 1972  | David Newberry  | 116   | vs. Central Missouri   |
| Sept. 15, 1973 | Ed Slaughter    | 125   | vs. Missouri Southern  |
| Sept. 29, 1973 | Ed Slaughter    | 173   | at Evansville          |
| Oct. 13, 1973  | Ed Slaughter    | 138   | vs. Truman State       |
| Nov. 9, 1974   | Carl Gross      | 144   | vs. Central Missouri   |
| Oct. 25, 1975  | Terry Slattery  | 104   | vs. Missouri Western   |
| Nov. 19, 1977  | Michael Tindall | 118   | at Lincoln             |
| Oct. 4, 1980   | Doug Beard      | 152   | vs. Missouri State     |
| Nov. 8, 1980   | Doug Beard      | 136   | at Missouri S&T        |
| Sept. 24, 1983 | Marvin Johnson  | 111   | at Delta State         |
| Oct. 8, 1983   | David Stewart   | 109   | vs. Truman State       |
| Sept. 8, 1984  | David Jackson   | 112   | vs. Central Arkansas   |
| Sept. 15, 1984 | Gregg Parker    | 105   | at Murray State        |
| Oct. 27, 1984  | David Jackson   | 117   | at Northwest Missouri  |
| Nov. 10, 1984  | David Jackson   | 165   | vs. Lincoln            |
| Oct. 26, 1985  | David Jackson   | 181   | vs. Northwest Missouri |
| Nov. 16, 1985  | Ralph Jefferson | 103   | vs. Truman State       |
| Nov. 16, 1985  | Rick Aeilts     | 107   | vs. Truman State       |
| Sept. 19, 1987 | Lorenzo Gathers | 112   | vs. UT Martin          |
| Oct. 24, 1987  | Lorenzo Gathers | 131   | at Southwest Baptist   |
| Sept. 10, 1988 | Lorenzo Gathers | 130   | vs. Murray State       |
| Oct. 8, 1988   | Rick Aeilts     | 102   | at Truman State        |



## 2022 SOUTHEAST MISSOURI FOOTBALL NOTES

### PERFORMANCE LISTS

|                |                  |     |                         |  |                    |              |                        |
|----------------|------------------|-----|-------------------------|--|--------------------|--------------|------------------------|
| Oct. 22, 1988  | Lorenzo Gathers  | 162 | vs. Missouri S&T        | Nov. 3, 2007                               | Miles Edwards      | 131          | vs. Austin Peay        |
| Nov. 12, 1988  | Rick Aeilts      | 119 | vs. Southwest Baptist   | Aug. 28, 2008                              | Miles Edwards      | 204          | vs. Southwest Baptist  |
| Sept. 16, 1989 | Farron Harley    | 103 | vs. Mississippi College | Oct. 4, 2008                               | Walter Peoples     | 110          | at Jacksonville State  |
| Sept. 30, 1989 | Farron Harley    | 139 | vs. Pittsburg State     | Nov. 1, 2008                               | Walter Peoples     | 154          | vs. Eastern Kentucky   |
| Oct. 21, 1989  | Darrell Philon   | 157 | at Truman State         | Nov. 14, 2009                              | Chantae Ahamefule  | 150          | vs. Murray State       |
| Nov. 4, 1989   | Darrell Philon   | 108 | at Central Missouri     | Sept. 11, 2010                             | Miles Edwards      | 100          | at Murray State        |
| Nov. 11, 1989  | Farron Harley    | 178 | vs. Lincoln             | Sept. 24, 2011                             | D.J. Foster        | 115          | at Tennessee Tech      |
| Sept. 29, 1990 | Ches Salyer      | 119 | at Pittsburg State      | Oct. 15, 2011                              | Spencer Davis      | 116          | at Eastern Kentucky    |
| Oct. 13, 1990  | Darrell Philon   | 142 | at Washburn             | Sept. 22, 2012                             | D.J. Foster        | 101          | vs. Tennessee Tech     |
| Oct. 27, 1990  | Ches Salyer      | 116 | at Missouri Western     | Sept. 21, 2013                             | Paul McRoberts     | 133          | vs. Southern Illinois  |
| Nov. 3, 1990   | Ches Salyer      | 139 | vs. Central Missouri    | Oct. 12, 2013                              | D.J. Foster        | 109          | vs. Murray State       |
| Aug. 31, 1991  | Darrell Philon   | 160 | vs. Southern Illinois   | Nov. 2, 2013                               | Peter Lloyd        | 109          | vs. Urbana             |
| Sept. 28, 1991 | Darrell Philon   | 109 | at Austin Peay          | Sept. 6, 2014                              | Paul McRoberts     | 173          | at Kansas              |
| Oct. 12, 1991  | Aaron Layton     | 101 | vs. Tennessee Tech      | Sept. 27, 2014                             | Peter Lloyd        | 179          | at UT Martin           |
| Oct. 19, 1991  | Darrell Philon   | 119 | vs. Tennessee State     | Oct. 25, 2014                              | Peter Lloyd        | 104          | at Eastern Kentucky    |
| Oct. 24, 1992  | Aaron Layton     | 158 | vs. Middle Tennessee    | Nov. 15, 2014                              | Paul McRoberts     | 117          | vs. Austin Peay        |
| Nov. 7, 1992   | Aaron Layton     | 144 | at Morehead State       | Nov. 15, 2014                              | Spencer Davis      | 102          | vs. Austin Peay        |
| Nov. 14, 1992  | Aaron Layton     | 153 | vs. Illinois State      | Nov. 22, 2014                              | Paul McRoberts     | 135          | vs. Jacksonville State |
| Nov. 21, 1992  | Glenn Krupa      | 117 | at Tennessee State      | Sept. 19, 2015                             | Paul McRoberts     | 100          | at Indiana State       |
| Oct. 7, 1995   | Renaldo Lampkins | 116 | vs. Tennessee Tech      | Oct. 3, 2015                               | Paul McRoberts     | 169          | vs. Murray State       |
| Nov. 15, 1997  | Mitch Fryer      | 125 | vs. Southern Illinois   | Oct. 10, 2015                              | Paul McRoberts     | 132          | at Eastern Illinois    |
| Oct. 30, 1999  | John Borne       | 118 | at UT Martin            | Nov. 14, 2015                              | Tremane McCullough | 104          | at Jacksonville State  |
| Nov. 13, 1999  | John Borne       | 106 | vs. Tennessee State     | Nov. 21, 2015                              | Paul McRoberts     | 127          | vs. UT Martin          |
| Sept. 9, 2000  | Leslie Weaver    | 153 | at Southern Illinois    | Sept. 10, 2016                             | Adrian Davis       | 103          | at Southern Illinois   |
| Nov. 18, 2000  | Leslie Weaver    | 126 | at Tennessee State      | Oct. 8, 2016                               | Tremane McCullough | 103          | at Eastern Kentucky    |
| Sept. 1, 2001  | Willie Ponder    | 120 | at Eastern Michigan     | Oct. 22, 2016                              | Kristian Wilkerson | 116          | at Tennessee Tech      |
| Sept. 8, 2001  | Willie Ponder    | 121 | at Southern Illinois    | Nov. 12, 2016                              | Kristian Wilkerson | 131          | at UT Martin           |
| Sept. 8, 2001  | Adrian Sanders   | 190 | at Southern Illinois    | Sept. 9, 2017                              | Trevon Billington  | 135          | at Dayton              |
| Sept. 15, 2001 | Willie Ponder    | 170 | vs. Missouri State      | Sept. 23, 2017                             | Kristian Wilkerson | 134          | at Eastern Illinois    |
| Sept. 22, 2001 | Willie Ponder    | 175 | at Illinois State       | Oct. 14, 2017                              | Kristian Wilkerson | 109          | vs. Tennessee Tech     |
| Sept. 29, 2001 | Willie Ponder    | 108 | at Tennessee State      | Sept. 8, 2018                              | Zack Smith         | 122          | vs. Dayton             |
| Oct. 20, 2001  | Willie Ponder    | 110 | vs. Murray State        | Oct. 6, 2018                               | Jerrick Orr        | 121          | at Tennessee Tech      |
| Nov. 10, 2001  | Adrian Sanders   | 103 | vs. Quincy              | Oct. 6, 2018                               | Colby Cornett      | 115          | at Tennessee Tech      |
| Nov. 10, 2001  | Willie Ponder    | 106 | vs. Quincy              | Oct. 13, 2018                              | Jerrick Orr        | 163          | vs. Austin Peay        |
| Aug. 29, 2002  | Willie Ponder    | 103 | vs. Arkansas-Monticello | Oct. 27, 2018                              | Kristian Wilkerson | 263          | at UT Martin           |
| Sept. 7, 2002  | Willie Ponder    | 101 | at Southern Illinois    | Nov. 3, 2018                               | Kristian Wilkerson | 129          | vs. Tennessee State    |
| Sept. 14, 2002 | Chris NesSmith   | 114 | at Eastern Michigan     | Aug. 29, 2019                              | Kristian Wilkerson | 146          | vs. Southern Illinois  |
| Sept. 14, 2002 | Willie Ponder    | 121 | at Eastern Michigan     | Oct. 5, 2019                               | Kristian Wilkerson | 124          | vs. Tennessee Tech     |
| Sept. 21, 2002 | Willie Ponder    | 137 | at Missouri State       | Oct. 12, 2019                              | Kristian Wilkerson | 122          | at Austin Peay         |
| Oct. 5, 2002   | Tarik Simpson    | 103 | vs. Tennessee State     | Oct. 19, 2019                              | Kristian Wilkerson | 129          | at Jacksonville State  |
| Oct. 5, 2002   | Willie Ponder    | 121 | vs. Tennessee State     | Oct. 26, 2019                              | Aaron Alston       | 101          | vs. UT Martin          |
| Oct. 12, 2002  | Willie Ponder    | 104 | at UT Martin            | Nov. 2, 2019                               | Kristian Wilkerson | 111          | at Tennessee State     |
| Oct. 12, 2002  | Tarik Simpson    | 118 | at UT Martin            | Nov. 9, 2019                               | Kristian Wilkerson | 254          | Eastern Kentucky       |
| Oct. 19, 2002  | Willie Ponder    | 153 | vs. Eastern Illinois    | Feb. 28, 2021                              | Johnny King        | 115          | at Eastern Illinois    |
| Nov. 9, 2002   | Willie Ponder    | 185 | at Eastern Kentucky     | Mar. 28, 2021                              | Zack Smith         | 173          | vs. Tennessee Tech     |
| Nov. 16, 2002  | Tarik Simpson    | 115 | vs. Samford             | Sept. 10, 2022                             | Ryan Flournoy      | 145          | at Southern Illinois   |
| Nov. 16, 2002  | Willie Ponder    | 195 | vs. Samford             | Sept. 10, 2022                             | Johnny King        | 125          | at Southern Illinois   |
| Sept. 20, 2003 | Jamel Oliver     | 110 | vs. Missouri State      | <b>250-Yard Passing Games (Since 1973)</b> |                    |              |                        |
| Sept. 27, 2003 | Anthony Gilliam  | 104 | at Samford              | <u>Date</u>                                | <u>Player</u>      | <u>Yards</u> | <u>Opponent</u>        |
| Oct. 4, 2003   | Ray Goodson      | 108 | vs. Eastern Illinois    | Oct. 13, 1973                              | Lance Brune        | 301          | vs. Truman State       |
| Oct. 18, 2003  | Brandon Amick    | 111 | at Eastern Kentucky     | Nov. 17, 1973                              | Lance Brune        | 271          | at Central Missouri    |
| Nov. 22, 2003  | Brandon Amick    | 156 | vs. Jacksonville State  | Sept. 1, 1979                              | Joe Young          | 253          | vs. Murray State       |
| Sept. 11, 2004 | Brian Matthews   | 115 | at Bowling Green        | Oct. 4, 1980                               | Joe Young          | 323          | vs. Missouri State     |
| Sept. 18, 2004 | Ray Goodson      | 104 | at Central Michigan     | Oct. 16, 1982                              | Jim Prestwood      | 282          | vs. Northern Iowa      |
| Oct. 2, 2004   | T.J. Milcic      | 145 | at Eastern Illinois     | Sept. 24, 1983                             | Jim Prestwood      | 287          | at Delta State         |
| Sept. 29, 2005 | Samora Goodson   | 127 | at Samford              | Oct. 26, 1985                              | Jeff Brown         | 333          | vs. Northwest Missouri |
| Nov. 5, 2005   | T.J. Milcic      | 117 | at UT Martin            |  |                    |              |                        |
| Nov. 19, 2005  | T.J. Milcic      | 114 | at Tennessee Tech       |  |                    |              |                        |

# 2022 SOUTHEAST MISSOURI FOOTBALL NOTES

## PERFORMANCE LISTS



|                |                   |     |                        |   |                      |              |                         |
|----------------|-------------------|-----|------------------------|---|----------------------|--------------|-------------------------|
| Nov. 16, 1985  | Jeff Brown        | 372 | vs. Truman State       | Sept. 24, 2016                            | Jesse Hosket         | 257          | at Murray State         |
| Aug. 30, 1986  | Jeff Brown        | 307 | at Mississippi College | Oct. 8, 2016                              | Jesse Hosket         | 291          | at Eastern Kentucky     |
| Sept. 27, 1986 | Jeff Brown        | 296 | vs. Delta State        | Sept. 9, 2017                             | Jesse Hosket         | 251          | at Dayton               |
| Sept. 26, 1987 | Jeff Brown        | 273 | at Delta State         | Oct. 21, 2017                             | Jesse Hosket         | 348          | at Austin Peay          |
| Oct. 24, 1987  | Jeff Brown        | 304 | at Southwest Baptist   | Sept. 8, 2018                             | Daniel Santacaterina | 269          | vs. Dayton              |
| Oct. 8, 1988   | Jim Eustice       | 266 | at Truman State        | Oct. 6, 2018                              | Daniel Santacaterina | 395          | at Tennessee Tech       |
| Nov. 12, 1988  | Jim Eustice       | 277 | vs. Southwest Baptist  | Oct. 13, 2018                             | Daniel Santacaterina | 344          | vs. Austin Peay         |
| Sept. 30, 1989 | Jim Eustice       | 273 | vs. Pittsburg State    | Oct. 27, 2018                             | Daniel Santacaterina | 386          | at UT Martin            |
| Oct. 21, 1989  | Jim Eustice       | 339 | at Truman State        | Nov. 3, 2018                              | Daniel Santacaterina | 306          | vs. Tennessee State     |
| Oct. 28, 1989  | Jim Eustice       | 275 | vs. Missouri Western   | Sept. 21, 2019                            | Daniel Santacaterina | 279          | vs. West Virginia State |
| Nov. 11, 1989  | Jim Eustice       | 268 | vs. Lincoln            | Nov. 2, 2019                              | Daniel Santacaterina | 291          | at Tennessee State      |
| Sept. 1, 1990  | Jason Liley       | 266 | vs. Southwest Baptist  | Nov. 9, 2019                              | Daniel Santacaterina | 295          | vs. Eastern Kentucky    |
| Sept. 22, 1990 | Jason Liley       | 316 | vs. Northwest Missouri | Feb. 28, 2021                             | Andrew Bunch         | 302          | at Eastern Illinois     |
| Sept. 29, 1990 | Jason Liley       | 349 | at Pittsburg State     | Mar. 28, 2021                             | Andrew Bunch         | 259          | vs. Tennessee Tech      |
| Oct. 13, 1990  | Jason Liley       | 307 | at Washburn            | Sept. 10, 2022                            | Paxton DeLaurent     | 332          | at Southern Illinois    |
| Oct. 27, 1990  | Jason Liley       | 359 | at Missouri Western    | Sept. 17, 2022                            | Paxton DeLaurent     | 309          | vs. Nicholls            |
| Nov. 3, 1990   | Jason Liley       | 261 | vs. Central Missouri   | Sept. 24, 2022                            | Paxton DeLaurent     | 252          | vs. Central Arkansas    |
| Aug. 31, 1991  | Jason Liley       | 256 | vs. Southern Illinois  |   |                      |              |                         |
| Sept. 28, 1991 | Jason Liley       | 275 | at Austin Peay         | <b>Top 20 Single-Game Rushing Yards</b>   |                      |              |                         |
| Oct. 12, 1991  | Eric Cohoon       | 283 | vs. Tennessee Tech     | <u>Date</u>                               | <u>Player</u>        | <u>Yards</u> | <u>Opponent</u>         |
| Oct. 19, 1991  | Eric Cohoon       | 250 | vs. Tennessee State    | Sept. 15, 2018                            | Marquis Terry        | 311          | at Southern Illinois    |
| Sept. 12, 1992 | Jason Liley       | 270 | at Southern Illinois   | Nov. 6, 2010                              | Henry Harris         | 293          | vs. Southwest Baptist   |
| Sept. 26, 1992 | Jason Liley       | 256 | vs. Austin Peay        | Nov. 8, 1969                              | Al Holmes            | 254          | vs. Truman State        |
| Oct. 24, 1992  | Jason Liley       | 288 | vs. Middle Tennessee   | Sept. 23, 1989                            | Brian Lattimore      | 241          | at Northwest Missouri   |
| Nov. 14, 1992  | Jason Liley       | 317 | vs. Illinois State     | Sept. 3, 1992                             | Kelvin Anderson      | 222          | vs. Murray State        |
| Oct. 7, 1995   | Shane Kennedy     | 314 | vs. Tennessee Tech     | Oct. 3, 2015                              | Tremaine McCullough  | 220          | vs. Murray State        |
| Oct. 30, 1999  | Rashad West       | 260 | at UT Martin           | Oct. 6, 2001                              | Curtis Cooper        | 216          | vs. UT Martin           |
| Sept. 8, 2001  | Jeromy McDowell   | 391 | at Southern Illinois   | Oct. 28, 2006                             | Timmy Holloman       | 212          | at Murray State         |
| Sept. 15, 2001 | Jeromy McDowell   | 322 | vs. Missouri State     | Nov. 12, 2011                             | Matt Scheible        | 209          | vs. Jacksonville State  |
| Oct. 20, 2001  | Jeromy McDowell   | 303 | vs. Murray State       | Oct. 31, 2002                             | Kelvin Anderson      | 207          | vs. UT Martin           |
| Sept. 14, 2002 | Jack Tomco        | 298 | at Eastern Michigan    | Sept. 25, 2021                            | Geno Hess            | 205          | vs. Tennessee State     |
| Sept. 21, 2002 | Jack Tomco        | 297 | at Missouri State      | Sept. 8, 2007                             | Timmy Holloman       | 203          | vs. Southwest Baptist   |
| Oct. 5, 2002   | Jack Tomco        | 300 | vs. Tennessee State    | Sept. 8, 2018                             | Marquis Terry        | 202          | vs. Dayton              |
| Oct. 12, 2002  | Jack Tomco        | 429 | at UT Martin           | Sept. 25, 2010                            | Henry Harris         | 196          | vs. Tennessee Tech      |
| Oct. 19, 2002  | Jack Tomco        | 260 | vs. Eastern Illinois   | Oct. 30, 1993                             | Kelvin Anderson      | 196          | at Austin Peay          |
| Nov. 9, 2002   | Jack Tomco        | 283 | at Eastern Kentucky    | Sept. 15, 2001                            | Curtis Cooper        | 194          | vs. Missouri State      |
| Nov. 16, 2002  | Jack Tomco        | 358 | vs. Samford            | Sept. 20, 1986                            | Anthony Jackson      | 191          | at UT Martin            |
| Sept. 27, 2003 | Jack Tomco        | 291 | at Samford             | Oct. 27, 1979                             | Ernest Edwards       | 190          | at Lincoln              |
| Oct. 18, 2003  | Jack Tomco        | 352 | at Eastern Kentucky    | Oct. 9, 2010                              | Henry Harris         | 188          | vs. Tennessee State     |
| Nov. 15, 2003  | Jack Tomco        | 353 | at Tennessee Tech      | Oct. 25, 1975                             | Jack Gokin           | 188          | vs. Missouri Western    |
| Nov. 22, 2003  | Andrew Goodenough | 407 | vs. Jacksonville State |   |                      |              |                         |
| Sept. 11, 2004 | Andrew Goodenough | 269 | at Bowling Green       | <b>Top 20 Single-Game Receiving Yards</b> |                      |              |                         |
| Sept. 18, 2004 | Andrew Goodenough | 304 | at Central Michigan    | <u>Date</u>                               | <u>Player</u>        | <u>Yards</u> | <u>Opponent</u>         |
| Sept. 25, 2004 | Andrew Goodenough | 327 | vs. Samford            | Oct. 27, 2018                             | Kristian Wilkerson   | 263          | at UT Martin            |
| Oct. 2, 2004   | Andrew Goodenough | 321 | at Eastern Illinois    | Nov. 9, 2019                              | Kristian Wilkerson   | 254          | vs. Eastern Kentucky    |
| Oct. 16, 2004  | Andrew Goodenough | 339 | vs. Eastern Kentucky   | Oct. 4, 1969                              | Art Miller           | 211          | at Evansville           |
| Oct. 23, 2004  | Andrew Goodenough | 263 | at Murray State        | Aug. 28, 2008                             | Miles Edwards        | 204          | vs. Southwest Baptist   |
| Nov. 6, 2004   | Andrew Goodenough | 292 | at Tennessee State     | Nov. 16, 2002                             | Willie Ponder        | 195          | vs. Samford             |
| Nov. 13, 2004  | Andrew Goodenough | 250 | vs. Tennessee Tech     | Sept. 8, 2001                             | Adrian Sanders       | 190          | at Southern Illinois    |
| Sept. 10, 2005 | Mike Haley        | 275 | at Kent State          | Nov. 9, 2002                              | Willie Ponder        | 185          | at Eastern Kentucky     |
| Nov. 19, 2005  | Mike Haley        | 285 | at Tennessee Tech      | Oct. 26, 1985                             | David Jackson        | 181          | vs. Northwest Missouri  |
| Oct. 27, 2007  | Houston Lillard   | 252 | at UT Martin           | Sept. 27, 2014                            | Peter Lloyd          | 179          | at UT Martin            |
| Nov. 3, 2007   | Houston Lillard   | 265 | vs. Austin Peay        | Nov. 11, 1989                             | Farron Harley        | 178          | vs. Lincoln             |
| Aug. 28, 2008  | Houston Lillard   | 387 | vs. Southwest Baptist  | Sept. 22, 2001                            | Willie Ponder        | 175          | at Illinois State       |
| Sept. 20, 2008 | Houston Lillard   | 331 | vs. Missouri State     | Mar. 28, 2021                             | Zack Smith           | 173          | vs. Tennessee Tech      |
| Sept. 6, 2014  | Kyle Snyder       | 269 | at Kansas              | Sept. 6, 2014                             | Paul McRoberts       | 173          | at Kansas               |
| Sept. 27, 2014 | Kyle Snyder       | 269 | at UT Martin           |   |                      |              |                         |
| Nov. 15, 2014  | Kyle Snyder       | 334 | vs. Austin Peay        |   |                      |              |                         |



## 2022 SOUTHEAST MISSOURI FOOTBALL NOTES

### PERFORMANCE LISTS

|                |                 |     |                       |                |                    |         |                        |
|----------------|-----------------|-----|-----------------------|----------------|--------------------|---------|------------------------|
| Sept. 29, 1973 | Ed Slaughter    | 173 | at Evansville         | Oct. 19, 2019  | Kristian Wilkerson | 80 (TD) | at Jacksonville State  |
| Sept. 15, 2001 | Willie Ponder   | 170 | vs. Missouri State    | Aug. 28, 2008  | Miles Edwards      | 80 (TD) | vs. Southwest Baptist  |
| Oct. 3, 2015   | Paul McRoberts  | 169 | vs. Murray State      | Nov. 5, 2005   | T.J. Milcic        | 80 (TD) | at UT Martin           |
| Nov. 10, 1984  | David Jackson   | 165 | vs. Lincoln           | Sept. 22, 2001 | Willie Ponder      | 80 (TD) | at Illinois State      |
| Oct. 13, 2018  | Jerrick Orr     | 163 | vs. Austin Peay       | Oct. 12, 2013  | D.J. Foster        | 78 (TD) | vs. Murray State       |
| Oct. 22, 1988  | Lorenzo Gathers | 162 | vs. Missouri S&T      | Nov. 22, 2003  | Brandon Amick      | 76      | vs. Jacksonville State |
| Aug. 31, 1991  | Darrell Philon  | 160 | vs. Southern Illinois | Sept. 21, 2013 | Paul McRoberts     | 75 (TD) | vs. Southern Illinois  |

#### Top 20 Single-Game Passing Yards

| Date           | Player               | Yards | Opponent               | Date          | Player         | Yards   | Opponent          |
|----------------|----------------------|-------|------------------------|---------------|----------------|---------|-------------------|
| Oct. 12, 2002  | Jack Tomco           | 429   | at UT Martin           | Oct. 24, 1998 | Corey Williams | 73 (TD) | at Missouri State |
| Nov. 22, 2003  | Andrew Goodenough    | 407   | vs. Jacksonville State |               |                |         |                   |
| Oct. 6, 2018   | Daniel Santacaterina | 395   | at Tennessee Tech      |               |                |         |                   |
| Sept. 8, 2001  | Jeromy McDowell      | 391   | at Southern Illinois   |               |                |         |                   |
| Aug. 28, 2008  | Houston Lillard      | 387   | vs. Southwest Baptist  |               |                |         |                   |
| Oct. 27, 2018  | Daniel Santacaterina | 386   | at UT Martin           |               |                |         |                   |
| Nov. 16, 1985  | Jeff Brown           | 372   | vs. Truman State       |               |                |         |                   |
| Oct. 27, 1990  | Jason Liley          | 359   | at Missouri Western    |               |                |         |                   |
| Nov. 16, 2002  | Jack Tomco           | 358   | vs. Samford            |               |                |         |                   |
| Nov. 15, 2003  | Jack Tomco           | 353   | at Tennessee Tech      |               |                |         |                   |
| Oct. 18, 2003  | Jack Tomco           | 352   | at Eastern Kentucky    |               |                |         |                   |
| Sept. 29, 1990 | Jason Liley          | 349   | at Pittsburg State     |               |                |         |                   |
| Oct. 21, 2017  | Jesse Hosket         | 348   | at Austin Peay         |               |                |         |                   |
| Oct. 13, 2018  | Daniel Santacaterina | 344   | vs. Austin Peay        |               |                |         |                   |
| Oct. 16, 2004  | Andrew Goodenough    | 339   | vs. Eastern Kentucky   |               |                |         |                   |
| Oct. 21, 1989  | Jim Eustice          | 339   | at Truman State        |               |                |         |                   |
| Nov. 15, 2014  | Kyle Snyder          | 334   | vs. Austin Peay        |               |                |         |                   |
| Oct. 26, 1985  | Jeff Brown           | 333   | vs. Northwest Missouri |               |                |         |                   |
| Sept. 10, 2022 | Paxton DeLaurent     | 332   | at Southern Illinois   |               |                |         |                   |
| Sept. 20, 2008 | Houston Lillard      | 331   | vs. Missouri State     |               |                |         |                   |

#### Longest Kickoff Returns

| Date           | Player          | Yards   | Opponent              |
|----------------|-----------------|---------|-----------------------|
| Nov. 14, 2015  | Cameron Sanders | 99 (TD) | at Jacksonville State |
| Sept. 24, 2022 | Dalyn McDonald  | 97 (TD) | vs. Central Arkansas  |
| Nov. 17, 2018  | Zion Custis     | 97 (TD) | vs. Eastern Illinois  |
| Oct. 12, 1985  | David Jackson   | 97 (TD) | vs. Abilene Christian |
| Nov. 3, 1979   | Keith Hubbard   | 96 (TD) | vs. Truman State      |
| Sept. 23, 2017 | Cameron Sanders | 93 (TD) | at Eastern Illinois   |
| Oct. 29, 2016  | Cameron Sanders | 93 (TD) | vs. Austin Peay       |
| Oct. 19, 2013  | Spencer Davis   | 93 (TD) | at Eastern Illinois   |
| Nov. 6, 2004   | Romae Rucker    | 85 (TD) | at Tennessee State    |
| Oct. 30, 2021  | Shabari Davis   | 86 (TD) | vs. Eastern Illinois  |
| Sept. 27, 2008 | Jacob McKinley  | 85      | at Indiana State      |
| Sept. 3, 2009  | Jacob McKinley  | 80      | vs. Quincy            |
| Sept. 23, 2000 | Curtis Cooper   | 79      | vs. Western Kentucky  |
| Oct. 16, 2010  | Henry Harris    | 71      | at Austin Peay        |

#### Longest Punt Returns

| Date           | Player         | Yards   | Opponent               |
|----------------|----------------|---------|------------------------|
| 1962           | Lyman Brown    | 86 (TD) | vs. Northwest Missouri |
| Sept. 22, 2001 | Curtis Cooper  | 70 (TD) | at Illinois State      |
| Oct. 31, 2015  | Paul McRoberts | 69 (TD) | vs. Tennessee Tech     |
| Sept. 9, 2000  | Curtis Cooper  | 66 (TD) | at Southern Illinois   |
| Aug. 28, 2014  | Spencer Davis  | 61      | vs. Missouri Baptist   |
| Nov. 1, 2003   | Antonio Scaife | 58      | at UT Martin           |
| Sept. 7, 2019  | Zack Smith     | 52      | at Montana State       |
| Nov. 16, 2019  | Shabari Davis  | 46 (TD) | at Eastern Illinois    |
| Sept. 6, 2003  | Antonio Scaife | 45      | vs. Southern Illinois  |
| Oct. 5, 2002   | Chris NesSmith | 44 (TD) | vs. Tennessee State    |

#### Longest Interception Returns

| Date           | Player                      | Yards    | Opponent              |
|----------------|-----------------------------|----------|-----------------------|
| Sept. 22, 2012 | Branden Spann               | 100 (TD) | vs. Tennessee Tech    |
| Sept. 8, 2007  | Eddie Calvin                | 100 (TD) | vs. Southwest Baptist |
| Nov. 10, 2018  | Justin Swift                | 76 (TD)  | at Murray State       |
| Oct. 10, 2009  | Bryan Blanford              | 69 (TD)  | vs. Austin Peay       |
| Oct. 16, 2010  | Tylor Brock                 | 67       | at Austin Peay        |
| Sept. 17, 2005 | Kellin White                | 64 (TD)  | at Missouri State     |
| Sept. 8, 2012  | Tylor Brock                 | 64       | vs. Mars Hill College |
| Oct. 25, 2014  | DeMichael Jackson           | 63       | at Eastern Kentucky   |
|                | Travis Sanders, David Coley |          |                       |
| Sept. 9, 2006  | Todshon Jones               | 63       | vs. Missouri S&T      |

#### Longest Rushing Plays

| Date           | Player             | Yards   | Opponent             |
|----------------|--------------------|---------|----------------------|
| Oct. 5, 2013   | Lewis Washington   | 99 (TD) | at Tennessee State   |
| Sept. 3, 1992  | Kelvin Anderson    | 96 (TD) | vs. Murray State     |
| Sept. 8, 2018  | Marquis Terry      | 95 (TD) | vs. Dayton           |
| Nov. 8, 2003   | Jamel Oliver       | 82 (TD) | vs. Tennessee State  |
| Oct. 31, 2015  | Tremane McCullough | 81 (TD) | vs. Tennessee Tech   |
| Sept. 19, 2015 | Tay Bender         | 80 (TD) | at Indiana State     |
| Oct. 25, 2003  | Chaun Tate         | 80 (TD) | vs. Murray State     |
| Sept. 28, 2002 | Keiki Misipecta    | 78 (TD) | at Middle Tennessee  |
| Sept. 30, 2017 | Cameron Sanders    | 77 (TD) | vs. Eastern Kentucky |
| Oct. 28, 2006  | Timmy Holloman     | 76 (TD) | at Murray State      |
| Sept. 18, 2021 | Q'Nairies Anderson | 75 (TD) | at Missouri          |
| Nov. 6, 1999   | Broderick Benson   | 75 (TD) | vs. Eastern Illinois |
| Sept. 15, 2018 | Marquis Terry      | 74 (TD) | at Southern Illinois |
| Nov. 2, 2019   | Geno Hess          | 73 (TD) | at Tennessee State   |
| Oct. 1, 2011   | Matt Scheible      | 71 (TD) | vs. Eastern Illinois |
| Oct. 14, 2017  | Cameron Sanders    | 70 (TD) | vs. Tennessee Tech   |

#### Longest Receptions

| Date          | Player         | Yards   | Opponent            |
|---------------|----------------|---------|---------------------|
| Oct. 8, 1983  | David Stewart  | 94 (TD) | vs. Truman State    |
| Nov. 10, 2001 | Adrian Sanders | 93      | vs. Quincy          |
| Oct. 15, 2011 | Spencer Davis  | 82      | at Eastern Kentucky |



# 2022 SOUTHEAST MISSOURI FOOTBALL NOTES

## PERFORMANCE LISTS



|               |              |         |                       |               |               |    |                       |
|---------------|--------------|---------|-----------------------|---------------|---------------|----|-----------------------|
| Aug. 28, 2008 | Eddie Calvin | 62      | vs. Southwest Baptist | Oct. 31, 2015 | Ryan McCrum   | 50 | vs. Tennessee Tech    |
| Nov. 23, 2019 | Zach Hall    | 61 (TD) | vs. Murray State      | Oct. 29, 2011 | Drew Geldbach | 50 | at UT Martin          |
| Oct. 30, 2004 | Kellin White | 61 (TD) | vs. UT Martin         | Oct. 20, 2007 | Doug Spada    | 50 | vs. Murray State      |
| Nov. 8, 2003  | Kellin White | 60 (TD) | vs. Tennessee State   | Sept. 8, 2007 | Doug Spada    | 49 | vs. Southwest Baptist |

### Longest Fumble Returns

| Date           | Player             | Yards   | Opponent                |
|----------------|--------------------|---------|-------------------------|
| Oct. 27, 2012  | Branden Spann      | 98 (TD) | at Austin Peay          |
| Sept. 16, 2000 | Rodney Woodall     | 80 (TD) | vs. Illinois State      |
| Aug. 31, 1995  | Greg Klund         | 80 (TD) | vs. Southern Illinois   |
| Oct. 5, 2013   | Cantrell Andrews   | 68 (TD) | at Tennessee State      |
| Nov. 10, 2018  | Justin Swift       | 60 (TD) | at Murray State         |
| Dec. 4, 2010   | Taylor West        | 59      | at Eastern Washington   |
| Nov. 10, 2007  | Victor Anderson    | 45 (TD) | at Missouri State       |
| Sept. 27, 2003 | Brandon Bohnert    | 45      | at Samford              |
| Nov. 10, 2007  | Nick Stauffer      | 44      | at Missouri State       |
| Sept. 7, 2013  | Cantrell Andrews   | 43      | at Ole Miss             |
| Sept. 12, 1998 | Jeremy Atwell      | 39 (TD) | vs. Indiana State       |
| Dec. 1, 2018   | Demarcus Rogers    | 33 (TD) | at Weber State          |
| Aug. 29, 2002  | Nate Johnston      | 33      | vs. Arkansas-Monticello |
| Sept. 17, 2011 | Ben Kargbo         | 24      | at Purdue               |
| Nov. 12, 2005  | Justin Komondoreas | 23      | vs. Tennessee State     |
| Oct. 4, 2003   | Ricky Farmer       | 21      | vs. Eastern Illinois    |

### Tackles

| Date           | Player        | Tackles | Opponent             |
|----------------|---------------|---------|----------------------|
| Oct. 16, 1982  | Wayne James   | 27      | vs. Northern Iowa    |
| Oct. 24, 1987  | Ken Miller    | 23      | at Southwest Baptist |
| Sept. 1, 2018  | Zach Hall     | 22      | at Arkansas State    |
| Sept. 12, 1992 | Joe Divis     | 22      | at Southern Illinois |
| Oct. 25, 2008  | Nick Stauffer | 21      | vs. Tennessee State  |
| Nov. 8, 2008   | Nick Stauffer | 20      | at Murray State      |
| Sept. 29, 2007 | Adam Casper   | 20      | vs. Eastern Illinois |
| Oct. 7, 2006   | Adam Casper   | 20      | at Eastern Illinois  |
| Oct. 28, 2000  | Ricky Farmer  | 20      | vs. UT Martin        |
| Sept. 16, 2000 | Isaac Powell  | 20      | vs. Illinois State   |
| Sept. 9, 2000  | Joe Williams  | 20      | at Southern Illinois |

### Passing Attempts

| Date           | Player            | Attempts | Opponent               |
|----------------|-------------------|----------|------------------------|
| Sept. 10, 2005 | Mike Haley        | 61       | at Kent State          |
| Oct. 16, 2004  | Andrew Goodenough | 57       | vs. Eastern Kentucky   |
| Nov. 6, 2004   | Andrew Goodenough | 54       | at Tennessee State     |
| Sept. 18, 2004 | Andrew Goodenough | 50       | at Central Michigan    |
| Oct. 2, 2004   | Andrew Goodenough | 49       | at Eastern Illinois    |
| Nov. 13, 2004  | Andrew Goodenough | 48       | vs. Tennessee Tech     |
| Nov. 19, 2005  | Mike Haley        | 47       | at Tennessee Tech      |
| Nov. 11, 2000  | Rashad West       | 47       | at Missouri State      |
| Nov. 22, 2003  | Andrew Goodenough | 45       | vs. Jacksonville State |
| Nov. 15, 2003  | Jack Tomco        | 45       | at Tennessee Tech      |
| Sept. 21, 2002 | Jack Tomco        | 45       | at Missouri State      |

### Rushing Attempts

| Date           | Player          | Attempts | Opponent               |
|----------------|-----------------|----------|------------------------|
| Oct. 30, 1993  | Kelvin Anderson | 40       | at Austin Peay         |
| Mar. 14, 2021  | Geno Hess       | 37       | vs. Austin Peay        |
| Nov. 6, 2010   | Henry Harris    | 35       | vs. Southwest Baptist  |
| Oct. 16, 2010  | Henry Harris    | 35       | at Austin Peay         |
| Nov. 17, 2007  | Elton Peterson  | 33       | vs. Jacksonville State |
| Sept. 15, 2007 | Timmy Holloman  | 33       | vs. Indiana State      |
| Sept. 25, 2010 | Henry Harris    | 32       | vs. Tennessee Tech     |
| Sept. 30, 2017 | Marquis Terry   | 31       | vs. Eastern Kentucky   |
| Oct. 29, 2005  | Timmy Holloman  | 31       | vs. Murray State       |
| Oct. 22, 2005  | Timmy Holloman  | 31       | at Eastern Kentucky    |
| Oct. 6, 2001   | Curtis Cooper   | 31       | vs. UT Martin          |

### Longest Return on Blocked Field Goal

| Date          | Player             | Yards   | Opponent               |
|---------------|--------------------|---------|------------------------|
| Oct. 20, 2018 | Bydarrius Knighten | 85 (TD) | vs. Jacksonville State |

### Longest Punts

| Date           | Player          | Yards | Opponent               |
|----------------|-----------------|-------|------------------------|
| Oct. 4, 2003   | David Simonhoff | 83    | vs. Eastern Illinois   |
| Oct. 30, 2004  | David Simonhoff | 82    | vs. UT Martin          |
| Sept. 29, 2005 | David Simonhoff | 80    | at Samford             |
| Oct. 14, 2017  | Jake Reynolds   | 78    | vs. Tennessee Tech     |
| Oct. 30, 2021  | Zach Haynes     | 76    | vs. Eastern Illinois   |
| Oct. 14, 2006  | David Simonhoff | 75    | at Arkansas            |
| Oct. 23, 2004  | David Simonhoff | 74    | at Murray State        |
| Nov. 10, 2007  | Doug Spada      | 73    | at Missouri State      |
| Sept. 25, 2004 | David Simonhoff | 73    | vs. Samford            |
| Nov. 12, 2011  | Joe Vucic       | 72    | vs. Jacksonville State |
| Oct. 20, 2018  | Jake Reynolds   | 71    | vs. Jacksonville State |
| Sept. 9, 2006  | David Simonhoff | 71    | vs. Missouri S&T       |
| Oct. 30, 2004  | David Simonhoff | 71    | vs. UT Martin          |
| Oct. 2, 2004   | David Simonhoff | 71    | at Eastern Illinois    |

### Longest Field Goals

| Date           | Player          | Yards | Opponent             |
|----------------|-----------------|-------|----------------------|
| 1975           | Mike Wood       | 61    | vs. Lincoln          |
| Sept. 7, 2019  | Kendrick Tiller | 55    | at Montana State     |
| Oct. 4, 2014   | Ryan McCrum     | 55    | vs. Tennessee State  |
| Sept. 20, 2014 | Ryan McCrum     | 54    | vs. Southeastern La. |
| Sept. 2, 2010  | Drew Geldbach   | 53    | at Ball State        |
| Sept. 26, 2009 | Doug Spada      | 53    | at UT Martin         |
| Oct. 11, 2014  | Ryan McCrum     | 52    | at Murray State      |
| Oct. 22, 2016  | Ryan McCrum     | 51    | at Tennessee Tech    |
| Oct. 18, 2014  | Ryan McCrum     | 51    | vs. Eastern Illinois |
| Nov. 6, 2004   | Derek Kutz      | 51    | at Tennessee State   |
| Sept. 10, 2022 | DC Pippin       | 50    | at Southern Illinois |
| Oct. 8, 2016   | Ryan McCrum     | 50    | at Eastern Kentucky  |



## 2022 SOUTHEAST MISSOURI FOOTBALL NOTES

### RECORD BOOK UPDATE

#### Rushing Yards (Career)

|                                |              |
|--------------------------------|--------------|
| 1. Kelvin Anderson, 1992-94    | 3,392        |
| 2. Walter Smallwood, 1965-68   | 3,066        |
| 3. Henry Harris, 2008-10       | 2,773        |
| <b>4. Geno Hess, 2018-pr.</b>  | <b>2,687</b> |
| 5. Matt Scheible, 2008-11      | 2,595        |
| 6. Timmy Holloman, 2005-08     | 2,424        |
| 7. Brian Lattimore, 1985-89    | 2,401        |
| 8. Marquis Terry, 2017-18      | 2,305        |
| 9. Richard Attig, 1970-73      | 2,266        |
| 10. DeMichael Jackson, 2012-14 | 1,996        |

#### Rushing Attempts (Career)

|                                |            |
|--------------------------------|------------|
| 1. Walter Smallwood, 1965-68   | 637        |
| 2. Kelvin Anderson, 1992-94    | 636        |
| 3. Matt Scheible, 2008-11      | 545        |
| 4. Henry Harris, 2008-10       | 532        |
| <b>5. Geno Hess, 2018-pr.</b>  | <b>512</b> |
| 6. Timmy Holloman, 2005-08     | 507        |
| 7. Richard Attig, 1970-73      | 485        |
| 8. Brian Lattimore, 1985-89    | 471        |
| 9. Marquis Terry, 2017-18      | 446        |
| 10. DeMichael Jackson, 2012-14 | 370        |

#### Rushing Touchdowns (Career)

|                               |           |
|-------------------------------|-----------|
| 1. Walter Smallwood, 1965-68  | 36        |
| <b>2. Geno Hess, 2018-pr.</b> | <b>33</b> |
| 3. Henry Harris, 2008-10      | 29        |
| 4. Brian Lattimore, 1985-89   | 27        |
| 5. Timmy Holloman, 2005-08    | 26        |
| 6. Kelvin Anderson, 1992-94   | 24        |
| 7. Matt Scheible, 2008-11     | 22        |
| 8. Marquis Terry, 2017-18     | 21        |
| 9. Bobby Everage, 1974-75     | 16        |
| Richard Attig, 1970-73        | 16        |

#### Rushing Yards Per Carry (Career)

##### Minimum 150 Attempts

|                                |             |
|--------------------------------|-------------|
| 1. Dione Tyler, 1994-95        | 6.63        |
| 2. Levi Terrell, 2011-12       | 5.97        |
| 3. Al Holmes, 1969-70          | 5.57        |
| 4. Curtis Cooper, 2000-01      | 5.56        |
| 5. Tremane McCullough, 2015-16 | 5.52        |
| 6. DeMichael Jackson, 2012-14  | 5.40        |
| 7. Jack Gokin, 1974-77         | 5.36        |
| 8. Kelvin Anderson, 1992-94    | 5.33        |
| <b>9. Geno Hess, 2018-pr.</b>  | <b>5.24</b> |
| 10. Marquis Terry, 2017-18     | 5.20        |
| Henry Harris, 2008-10          | 5.20        |

#### Rushing Yards Per Game (Career)

##### Minimum 20 Games

|                                |             |
|--------------------------------|-------------|
| 1. Marquis Terry, 2017-18      | 96.0        |
| 2. Henry Harris, 2008-10       | 84.0        |
| <b>3. Geno Hess, 2018-pr.</b>  | <b>70.7</b> |
| 4. Timmy Holloman, 2005-08     | 69.3        |
| 5. DeMichael Jackson, 2012-14  | 64.4        |
| 6. Tremane McCullough, 2015-16 | 63.1        |
| 7. Scott Lathrop, 2011-13      | 61.6        |
| 8. Corey Kinsey, 2001-03       | 61.0        |
| 9. Matt Scheible, 2008-11      | 59.0        |
| 10. Curtis Cooper, 2000-01     | 57.4        |

#### Most 100-Yard Games (Career)

|                               |           |
|-------------------------------|-----------|
| 1. Kelvin Anderson, 1992-94   | 14        |
| <b>2. Geno Hess, 2018-pr.</b> | <b>11</b> |
| Henry Harris, 2008-10         | 11        |
| 4. Marquis Terry, 2017-18     | 10        |
| 5. DeMichael Jackson, 2012-14 | 9         |
| Levi Terrell, 2011-12         | 9         |
| Timmy Holloman, 2005-08       | 9         |
| Brian Lattimore, 1985-89      | 9         |
| Richard Attig, 1970-73        | 9         |
| 10. Matt Scheible, 2008-11    | 7         |

#### Most 200-Yard Games (Career)

|                               |          |
|-------------------------------|----------|
| 1. Marquis Terry, 2017-18     | 2        |
| Timmy Holloman, 2005-08       | 2        |
| Kelvin Anderson, 1992-94      | 2        |
| <b>4. Geno Hess, 2018-pr.</b> | <b>1</b> |
| Tremane McCullough, 2015-16   | 1        |
| Levi Terrell, 2011-12         | 1        |
| Matt Scheible, 2008-11        | 1        |
| Henry Harris, 2008-10         | 1        |
| Curtis Cooper, 2000-01        | 1        |
| Brian Lattimore, 1985-89      | 1        |
| Al Holmes, 1969-70            | 1        |

#### Points Scored (Career)

|                                |            |
|--------------------------------|------------|
| 1. Derek Kutz, 2001-04         | 262        |
| 2. Mike Wood, 1974-77          | 258        |
| 3. Ryan McCrum, 2013-16        | 241        |
| 4. Walter Smallwood, 1965-68   | 216        |
| 5. Ed Hotz, 1978-81            | 213        |
| <b>6. Geno Hess, 2018-pr.</b>  | <b>210</b> |
| 7. Kristian Wilkerson, 2015-19 | 200        |
| 8. Drew Geldbach, 2010-12      | 190        |
| 9. Paul McRoberts, 2012-15     | 180        |
| Henry Harris, 2008-10          | 180        |

#### Total Touchdowns (Career)

|                                |           |
|--------------------------------|-----------|
| 1. Walter Smallwood, 1965-68   | 36        |
| <b>2. Geno Hess, 2018-pr.</b>  | <b>35</b> |
| 3. Kristian Wilkerson, 2015-19 | 33        |
| 4. Paul McRoberts, 2012-15     | 30        |
| Henry Harris, 2008-10          | 30        |
| 6. Timmy Holloman, 2005-08     | 29        |
| 7. Brian Lattimore, 1985-89    | 28        |
| 8. Willie Ponder, 2001-02      | 27        |
| 9. Kelvin Anderson, 1992-94    | 25        |
| 10. Marquis Terry, 2017-18     | 22        |
| Matt Scheible, 2008-11         | 22        |

#### Punting Average (Career)

##### Minimum 50 Attempts

|                                 |              |
|---------------------------------|--------------|
| 1. David Simonhoff, 2003-06     | 43.89        |
| 2. Doug Spada, 2006-09          | 42.69        |
| 3. Alex Knight, 2013-16         | 42.12        |
| <b>4. Zach Haynes, 2019-pr.</b> | <b>41.31</b> |
| 5. George Goodwin, 1937         | 40.44        |
| 6. Jake Reynolds, 2016-pr.      | 40.42        |
| 7. Joe Vucic, 2010-13           | 40.20        |
| 8. Todd Fields, 1982-85         | 39.75        |
| 9. Mike Wood, 1974-77           | 39.13        |
| 10. Seth Carriere, 1999         | 38.88        |





## Southeast Missouri 10 Iowa State 42

Sept. 3, 2022 • Jack Trice Stadium • Ames, Iowa • Attendance: 57,142

**AMES, Iowa** – Paxton DeLaurent threw for 222 yards and one touchdown and ran for 74 yards as Southeast Missouri dropped a 42-10 decision to Big 12 Conference member Iowa State in the season-opener for both teams.

In his first career NCAA Division I start, DeLaurent completed 19-of-38 passes and averaged over six yards (6.2) per carry as SEMO's top rusher against the Cyclones.

SEMO put together a strong opening drive covering 60 yards in 15 plays to get to ISU's 12-yard line. DeLaurent converted on a fourth-and-1 to keep the Redhawks possession alive.

The Redhawks later elected to go for it on another fourth-and-1, but Colby Reeder tipped DeLaurent's pass which was then intercepted by Tyler Onyedim at the Cyclones' 15-yard line.

ISU responded by scoring on three-straight drives resulting in touchdown passes from Hunter Dekkers to Xavier Hutchinson.

Dekkers, a left-handed quarterback, threw consecutive 33-yard passes to Hutchinson that put the Cyclones ahead 14-0.

On ISU's next possession, Dekkers delivered an 8-yard strike to Hutchinson extending the Cyclones lead to 21-0 with 7:54 remaining in the second quarter.

SEMO closed out the first half strong by scoring 10 points in the final 2:27.

First-year Redhawk receiver Ryan Flournoy made a spectacular catch on a 41-yard toss from DeLaurent to get SEMO to the ISU 11-yard line. Flournoy's reception set up the Redhawks first touchdown of the season which came on an 11-yard pass from DeLaurent to former Missouri State receiver Damoriea Vick two plays later.

On the second play of ISU's ensuing drive, Joedrick Lewis picked off Dekkert and ran his first career interception 27 yards to the Cyclone 7. The turnover led to a 23-yard field goal by DC Pippin that narrowed ISU's lead to 21-10 at the half.

For Pippin, it was the first field goal of his career.

ISU scored three more times in the second half, including once in the third and twice in the fourth quarter to finish off its season-opening victory.

DeLaurent completed 50 percent of his passes, while Flournoy led SEMO with 56 yards on nine receptions. Vick added 45 receiving yards, as well.

As a team, the Redhawks finished with 320 yards of total offense to ISU's 469.

Dekkers threw for 293 yards and four touchdowns, and Hutchinson had 128 receiving yards to go along with his three scores. Jirehl Brock ran for a game-high 104 yards and one touchdown.

Defensively, Lawrence Johnson matched a career-high with 12 tackles.

| Score by Quarters  | 1 | 2  | 3 | 4  | OT | Score |             |
|--------------------|---|----|---|----|----|-------|-------------|
| Southeast Missouri | 0 | 10 | 0 | 0  | -  | 10    | Record: 0-1 |
| Iowa State         | 7 | 14 | 7 | 14 | -  | 42    | Record: 1-0 |

### Scoring Summary

|     |       |      |   |
|-----|-------|------|---|
| 1st | 2:29  | ISU  | Hutchinson 33 yd pass from Dekkers (Gilbert kick) |
| 2nd | 14:53 | ISU  | Hutchinson 33 yd pass from Dekkers (Gilbert kick) |
|     | 7:54  | ISU  | Hutchinson 8 yd pass from Dekkers (Gilbert kick)  |
|     | 1:59  | SEMO | Vick 11 yd pass from DeLaurent (Pippin kick)      |
|     | 0:28  | SEMO | Pippin 23 yd field goal                           |
| 3rd | 9:58  | ISU  | Hanika 9 yd pass from Dekkers (Gilbert kick)      |
| 4th | 13:29 | ISU  | Brock 1 yd run (Gilbert kick)                     |
|     | 6:06  | ISU  | Silas 1 yd run (Gilbert kick)                     |

|                           | SEMO    | ISU     |
|---------------------------|---------|---------|
| First Downs               | 15      | 26      |
| Rushes-Yards (Net)        | 22-98   | 36-176  |
| Passing Yards (Net)       | 222     | 293     |
| Passes Comp-Att-Int       | 19-38-1 | 25-31-1 |
| Total Offense Plays-Yards | 60-320  | 67-469  |
| Fumble Returns-Yards-TD   | 0-0-0   | 0-0-0   |
| Punt Returns-Yards-TD     | 1-7-0   | 1-2-0   |
| Kickoff Returns-Yards-TD  | 3-32-0  | 2-40-0  |
| Interceptions-Yards-TD    | 1-27-0  | 1-0-0   |
| Punts (Number-Avg)        | 6-39.3  | 3-46.7  |
| Fumbles-Lost              | 1-0     | 0-0     |
| Penalties-Yards           | 9-100   | 3-20    |
| Possession Time           | 27:25   | 32:35   |
| Third-Down Conversions    | 5-15    | 8-12    |
| Fourth-Down Conversions   | 1-2     | 1-1     |
| Red-Zone Scores-Chances   | 2-3     | 4-4     |
| Sacks By: Number-Yards    | 0-0     | 0-0     |

### Game

# 1



**Rushing (Att.-Yds.-TD):** SEMO - DeLaurent, Paxton 12-74-0; Rucker, Shmenski 3-9-0; Hess, Geno 6-8-0; Smith, Darrell 1-7-0. ISU - Brock, Jirehl 16-104-1; Sanders, Eli 7-24-0; Norton, Cartevio 3-21-0; Silas, Deon 6-17-1; Dekkers, Hunter 3-11-0; TEAM 1-1-0.

**Passing (C-A-I-TD-Yds.):** SEMO - DeLaurent, Paxton 19-38-1-222. ISU - Dekkers, Hunter 25-31-1-4-293.

**Receiving (No.-Yds.-TD):** SEMO - King, Johnny 6-46-0; Vick, Damoriea 5-45-1; Flournoy, Ryan 3-56-0; Frazier, Pervis 2-36-0; Hess, Geno 1-29-0; Smith, Darrell 1-9-0; DeLaurent, Paxton 1-1-0. ISU - Hutchinson, Xavier 8-128-3; Noel, Jaylin 6-25-0; Shaw, Sean 2-21-0; Hanika, DeShawn 2-16-1; Sanders, Eli 2-14-0; Wilson, Darren 1-39-0; Stanley, Dimitri 1-17-0; Dean, Easton 1-15-0; Brock, Jirehl 1-13-0; Rus, Jared 1-5-0.

**Leading Tacklers:** SEMO - Johnson, Lawrence 12. ISU - Reeder, Colby 5; Freyler, Beau 5; Mendeszoorn, Myle 5.





## 2022 SOUTHEAST MISSOURI FOOTBALL NOTES

### GAME RECAPS

#### Southeast Missouri 34 #17 Southern Illinois 31

Sept. 10, 2022 • Saluki Stadium • Carbondale, Ill. • Attendance: 10,300

##### CARBONDALE, Ill. – Paxton

DeLaurent threw for 332 yards and four touchdowns including the game-winning 2-yard pass to Damoriea Vick with 11 seconds left leading Southeast Missouri to a 34-31 win over #17 Southern Illinois.

In a back-and-forth game that featured nine lead changes, SEMO never let up en route to securing its first win of the season. The Redhawks also reclaimed the War for the Wheel trophy that has been in Carbondale each of the last two years.

After Justin Strong's 4-yard touchdown run gave SIU a 31-27 lead with 2:50 on the clock, SEMO went to work at its own 24-yard line.

DeLaurent completed a 28-yard pass to Ryan Flournoy to get the Redhawks into SIU territory at the Saluki 23-yard line.

Four plays later, SEMO faced a fourth-and-9 at SIU's 22-yard line. DeLaurent's pass intended for Flournoy was incomplete, but the Salukis were penalized with a pass interference giving the Redhawks an automatic first down at the 11.

SEMO again faced a fourth-and-2, this time at the SIU 3-yard line when the Salukis committed another pass interference on an incomplete pass. That penalty gave the Redhawks a first down at the 2-yard line.

On the ensuing play, DeLaurent rolled to his right and found Vick open in the end zone for the game-winner. Vick played SIU three times during his previous tenure at Missouri State, but never scored a touchdown against the Salukis until this year.

DeLaurent put together a strong first half for SEMO completing 16 passes for 123 yards and a pair of touchdowns to grab the Redhawks their first halftime lead of the season. At one time, DeLaurent threw 16-consecutive completions.

After SIU scored the game's first

points on a 30-yard field goal by Jake Baumgarte, SEMO put together an 8-play, 75-yard march culminating with a 6-yard touchdown pass from DeLaurent to Johnny King to put the Redhawks ahead, 7-3, with 3:27 remaining in the first quarter.

The Salukis reclaimed the lead on a 16-yard pass from Nic Baker to Avante Cox less than a minute into the second quarter.

Following a SIU punt, the Redhawks engineered their longest drive covering 86 yards in 15 plays to grab a 14-10 advantage at the intermission. King caught his second touchdown pass, this time from three yards out, with 3:01 left in the second quarter. SEMO's final drive of the first half consumed 6:50.

The see-saw battle carried into the second half and SIU wasted no time regaining the lead.

Ro Elliott broke free for a 42-yard run to finish off a 76-yard drive on the Salukis first possession in the third quarter. Elliott's touchdown gave SIU a 17-14 edge at the 9:02 mark.

DC Pippin kicked field goals from 50 and 45 yards, respectively, to give SEMO a 20-17 advantage before both teams scored a pair of touchdowns in the last 8:40 of the contest.

SEMO scored 17 fourth-quarter points and outgained SIU, 390-385.

DeLaurent completed 33-of-44 passes and did not throw an interception. His 332 yards were the most in a game by a SEMO quarterback since Daniel Santacaterina threw for 386 yards at UT Martin on Oct. 27, 2018. DeLaurent completed passes to nine different receivers.

Flournoy and King each had huge 100-yard receiving performances. Flournoy caught 10 passes for 145 yards and one touchdown, while King added a game-high 14 receptions for 125 yards and two TDs.

| Score by Quarters     | 1 | 2 | 3 | 4  | OT | Score |             |
|-----------------------|---|---|---|----|----|-------|-------------|
| Southeast Missouri    | 7 | 7 | 3 | 17 | -  | 34    | Record: 1-1 |
| #17 Southern Illinois | 3 | 7 | 7 | 14 | -  | 31    | Record: 0-2 |

##### Scoring Summary

|     |       |      |   |
|-----|-------|------|---|
| 1st | 7:08  | SIU  | Baumgarte 30 yd field goal                      |
|     | 3:27  | SEMO | King 6 yd pass from DeLaurent (Pippin kick)     |
| 2nd | 14:16 | SIU  | A. Cox 16 yd pass from Baker (Baumgarte kick)   |
|     | 3:01  | SEMO | King 3 yd pass from DeLaurent (Pippin kick)     |
| 3rd | 9:02  | SIU  | Elliott 42 yd rush (Baumgarte kick)             |
|     | 4:19  | SEMO | Pippin 50 yd field goal                         |
| 4th | 14:55 | SEMO | Pippin 45 yd field goal                         |
|     | 8:40  | SIU  | A. Cox 6 yd pass from Baker (Baumgarte kick)    |
|     | 6:10  | SEMO | Flournoy 4 yd pass from DeLaurent (Pippin kick) |
|     | 2:50  | SIU  | Strong 4 yd run (Baumgarte kick)                |
|     | 0:11  | SEMO | Vick 2 yd pass from DeLaurent (Pippin kick)     |

|                           | SEMO    | SIU     |
|---------------------------|---------|---------|
| First Downs               | 21      | 22      |
| Rushes-Yards (Net)        | 26-58   | 31-132  |
| Passing Yards (Net)       | 332     | 253     |
| Passes Comp-Att-Int       | 33-45-0 | 21-37-0 |
| Total Offense Plays-Yards | 71-390  | 68-385  |
| Fumble Returns-Yards-TD   | 0-0-0   | 0-0-0   |
| Punt Returns-Yards-TD     | 1-1-0   | 2-1-0   |
| Kickoff Returns-Yards-TD  | 4-87-0  | 5-111-0 |
| Interceptions-Yards-TD    | 0-0-0   | 0-0-0   |
| Punts (Number-Avg)        | 3-42.7  | 4-34.5  |
| Fumbles-Lost              | 2-0     | 1-0     |
| Penalties-Yards           | 7-86    | 13-108  |
| Possession Time           | 28:52   | 31:08   |
| Third-Down Conversions    | 5-15    | 9-16    |
| Fourth-Down Conversions   | 2-2     | 2-2     |
| Red-Zone Scores-Chances   | 4-4     | 4-4     |
| Sacks By: Number-Yards    | 3-13    | 2-10    |

Game  
**2**



**Rushing (Att.-Yds.-TD):** SEMO - Hess, Geno 19-65-0; DeLaurent, Paxton 7--7-0. SIU - Elliott, Ro 10-64-1; Strong, Justin 8-35-1; Baker, Nic 7-22-0; Williams, Javon 5-10-0; Cox, Avante 1-1-0.

**Passing (C-A-I-TD-Yds.):** SEMO - DeLaurent, Paxton 33-44-0-4-332; Ogbonna, CJ 0-1-0-0-0. SIU - Baker, Nic 20-36-0-2-248; Williams, Javon 1-1-0-0-5.

**Receiving (No.-Yds.-TD):** SEMO - King, Johnny 14-125-2; Flournoy, Ryan 10-145-1; Vick, Damoriea 2-17-1; Joiner, Danny 2-0-0; Todd, Garrett 1-17-0; Frazier, Pervis 1-11-0; Weidemann, Will 1-9-0; Rucker, Shamski 1-4-0; McDonald, Dalyn 1-4-0. SIU - Cox, Avante 7-86-2; Cox, D'Ante 4-45-0; Williams, Javon 3-45-0; Daniel, Tyce 3-42-0; Jacob, Garrett 2-22-0; Strong, Justin 2-9-0; Elliott, Ro 1-4-0; Jones, Jay 2-0-0.

**Leading Tacklers:** SEMO - Lewis, Joedrick 6; McCall, William 6. SIU - Miller, David 8; Jules, PJ 8.







## Nicholls 16 Southeast Missouri 42

Sept. 17, 2022 • Houck Field • Cape Girardeau, Mo. • Attendance: 3,482

### CAPE GIRARDEAU, Mo. – Geno

Hess scored three touchdowns and Southeast Missouri racked up 468 yards of total offense in a 42-16 thrashing of Southland Conference member Nicholls at Houck Field.

SEMO won its home-opener in its first-ever meeting with the Colonels as part of the Ohio Valley and Southland Conference alliance.

Hess scored three touchdowns in a game for the fifth time in his career and moved another rushing touchdown closer to the program's all-time record of 36 (Walter Smallwood, 1965-68). He now has 33 career rushing TDs.

SEMO used a 14-point second quarter to build a 21-7 halftime lead.

The Redhawks covered 60 yards in eight plays during their opening drive and took the game's first lead when Paxton DeLaurent threw a 4-yard pass to Hess with 10:26 remaining in the first quarter.

DeLaurent's 22-yard completion to Johnny King set up SEMO's next touchdown, a 9-yard rush by DeLaurent seven seconds into the second quarter to push the Redhawks lead to 14-0.

A 42-yard pass by DeLaurent to Pervis Frazier put SEMO inside the Colonels' 35-yard line. Three plays later DeLaurent threw an 18-yard touchdown pass to Ryan Flournoy giving the Redhawks a 21-7 advantage.

The Redhawks tacked on 21 more points in the second half, including 14 in the third quarter to bury Nicholls for good.

Hess' lone rushing touchdown came from eight yards out with 10:56 to go in the third period.

SEMO's special teams then made a big play when Christian Fuhrman blocked Kylan Dupre's punt. Garrett Todd scooped up the ball and dashed 29 yards for a touchdown making it a 35-10 ballgame.

An 11-yard touchdown pass from DeLaurent to Hess accounted for the Redhawks final touchdown of the day.

DeLaurent threw for over 300 yards in his second-straight start. He completed 22-of-32 passes for 309 yards and three touchdowns. DeLaurent threw for a total of seven touchdowns in those starts.

Hess ran for 70 yards on 14 attempts averaging five yards per touch. He caught two passes for 15 yards and a pair of scores out of the backfield, as well.

King, one of 11 SEMO receivers to catch a pass, paved the way with five receptions for 82 yards. Flournoy followed with four catches for 52 yards, while Frazer had a career-high three catches and 64 yards.

Defensively, Bryce Norman was all over the field en route to notching a career-best 17 tackles. Fuhrman contributed eight stops and the Redhawks added four sacks as a unit.

SEMO outgained Nicholls 468-299. The Redhawks picked up 164 yards on the ground and limited the Colonels to only 50.

| Score by Quarters  | 1 | 2  | 3  | 4 | OT | Score |             |
|--------------------|---|----|----|---|----|-------|-------------|
| Nicholls           | 0 | 7  | 9  | 0 | -  | 16    | Record: 0-3 |
| Southeast Missouri | 7 | 14 | 14 | 7 | -  | 42    | Record: 2-1 |

### Scoring Summary

|     |       |      |  |
|-----|-------|------|--|
| 1st | 10:26 | SEMO | Hess 4 yd pass from DeLaurent (Pippin kick)            |
| 2nd | 14:53 | SEMO | DeLaurent 9 yd run (Pippin kick)                       |
|     | 3:29  | NICH | Negrotto 5 yd pass from (Lasseigne kick)               |
|     | 1:56  | SEMO | Flournoy 18 yd pass from DeLaurent (Pippin kick)       |
| 3rd | 10:56 | SEMO | Hess 8 yd run (Pippin kick)                            |
|     | 8:18  | NICH | Lasseigne 37 yd field goal                             |
|     | 3:28  | SEMO | Todd 29 yd blocked punt return (Pippin kick)           |
|     | 2:16  | NICH | Davis 19 yd pass from Garnier (Lasseigne kick blocked) |
| 4th | 13:13 | SEMO | Hess 11 yd pass from DeLaurent (Pippin kick)           |

|                           | NICH    | SEMO    |
|---------------------------|---------|---------|
| First Downs               | 23      | 23      |
| Rushes-Yards (Net)        | 28-50   | 32-164  |
| Passing Yards (Net)       | 249     | 304     |
| Passes Comp-Att-Int       | 29-41-1 | 23-35-1 |
| Total Offense Plays-Yards | 69-299  | 67-468  |
| Fumble Returns-Yards-TD   | 0-0-0   | 0-0-0   |
| Punt Returns-Yards-TD     | 0-0-0   | 4-69-1  |
| Kickoff Returns-Yards-TD  | 6-103-0 | 1-20-0  |
| Interceptions-Yards-TD    | 1-0-0   | 1-0-0   |
| Punts (Number-Avg)        | 7-36.1  | 3-40.0  |
| Fumbles-Lost              | 0-0     | 0-0     |
| Penalties-Yards           | 6-45    | 4-53    |
| Possession Time           | 29:35   | 30:25   |
| Third-Down Conversions    | 4-13    | 8-13    |
| Fourth-Down Conversions   | 2-2     | 1-1     |
| Red-Zone Scores-Chances   | 3-3     | 5-6     |
| Sacks By: Number-Yards    | 0-0     | 4-27    |

Game

3



**Rushing (Att.-Yds.-TD):** NICH - Gums, Julien 12-33-0; Guggenheim, C. 7-20-0; Lemay, Neno 1-11-0; Albert, Marques 1-2-0; Carrington III 1-0-0; Granier, Kohen 6--16-0. SEMO - Hess, Geno 14-70-1; Rucker, Shamenski 7-50-0; DeLaurent, Paxton 4-27-1; Ogbonna, CJ 4-16-0; Smith, Darrell 1-2-0.

**Passing (C-A-I-TD-Yds.):** NICH - Granier, Kohen 29-41-1-2-249. SEMO - DeLaurent, Paxton 22-32-1-3-309; Ogbonna, CJ 1-3-0-0--5.

**Receiving (No.-Yds.-TD):** NICH - Davis, Al'Dontre 8-96-1; McMath, Tank 4-30-0; Franklin, KJ 4-27-0; Negrotto, Lee 4-21-1; Lemay, Neno 3-52-0; Matthews, Terry 2-7-0; Albert, Marques 2--3-0; Brooks, Dany'e 1-12-0; Guggenheim, C. 1-7-0. SEMO - King, Johnny 5-82-0; Flournoy, Ryan 4-52-1; Frazier, Pervis 3-64-0; McDonald, Dalyn 2-59-0; Joiner, Danny 2-15-0; Hess, Geno 2-15-2; Clinkenbeard, Jack 1-18-0; Todd, Garrett 1-3-0; Rucker, Shamenski 1-1-0; Weidemann, Will 1-0-0; Smith, Darrell 1-5-0.

**Leading Tacklers:** NICH - Brown, Chase 13. SEMO - Norman, Bryce 17.





## 2022 SOUTHEAST MISSOURI FOOTBALL NOTES

### GAME RECAPS

#### Central Arkansas 27 Southeast Missouri 35

Sept. 24, 2022 • Houck Field • Cape Girardeau, Mo. • Attendance: 3,756

**CAPE GIRARDEAU, Mo.** – Southeast Missouri used a 21-point second quarter to fuel a 35-27 win over Central Arkansas on a hot Saturday afternoon at Houck Field.

After SEMO got on the board first with a defensive touchdown, both teams combined for 38 points in the second quarter.

Henry Pickens III put a big hit on UCA quarterback Will McElvain on the Bears' third play of the game. McElvain fumbled on the play and Bryce Norman picked up the ball and ran three yards into the end zone putting the Redhawks ahead, 7-0, with 9:44 left in the first quarter.

It was then a shootout during the next 15 minutes of the contest.

UCA tied the game with an 80-yard touchdown pass from Kylin James to Jarrod Barnes. McElvain threw to James before his heave landed in the hands of Barnes.

Paxton DeLaurent ran for six yards and pitched the ball. After the ball bounced off the turf, T.D. Williams recovered and dashed 85 yards to give UCA a 14-7 advantage.

On the second play of SEMO's ensuing possession, DeLaurent hit Ryan Flournoy in stride for a 62-yard touchdown to quickly tie the game at 14-14.

A 28-yard pass from DeLaurent to Will Weidemann moved SEMO to the UCA 17-yardline. Two plays later, DeLaurent threw a 14-yard touchdown pass to Johnny King regaining a 21-14 lead for the Redhawks with just over four minutes left in the second quarter.

Hayden Ray's 28-yard field goal made it a 21-17 game, but Dalyn McDonald returned the next kickoff 97 yards for a touchdown to grab SEMO a 28-17 halftime lead.

The first half ended with Ray's 34-yard field goal attempt clanking off the left upright.

UCA was within a possession twice in the second half, but SEMO held off the Bears.

Ray kicked a 38-yard field goal to narrow the margin to 28-20 with 9:17 to go in the third quarter.

SEMO, however, manufactured a 12-play, 61-yard drive capped by an 11-yard run by DeLaurent that extended the Redhawks lead to 35-20.

UCA answered with a 1-yard touchdown by Darius Hale to pull within eight points again.

Following a SEMO punt, UCA had one last chance, but the Redhawk defense forced the Bears off the field in three plays.

SEMO ran out the final 2:39 of the game en route to its third-straight victory.

DeLaurent completed 17-of-31 passes for 252 yards and two touchdowns, while Geno Hess ran for 123 yards on 20 carries. Hess averaged 6.2 yards per carry and ran for 100 or more yards for the 11th time in his career.

As a team, SEMO finished with 457 total yards and limited UCA to only 16 rushing yards. The 16 yards were the fifth fewest in a game the Redhawks held their opponent to during their FCS era.

McDonald added 182 kick return yards as his 97-yard touchdown tied for the second longest kick return for a touchdown in program history.

Lawrence Johnson, Norman and Ty Leonard paved the way for SEMO's defense. Johnson had 10 tackles, while Norman and Leonard followed with eight each. Norman also scored the first touchdown of his career, added a half-sack, recovered a fumble and notched two breakups.

SEMO improved to 7-1 in Family Weekend games under Head Coach Tom Matukewicz.

| Score by Quarters  | 1 | 2  | 3 | 4 | OT | Score |             |
|--------------------|---|----|---|---|----|-------|-------------|
| Central Arkansas   | 0 | 17 | 3 | 7 | -  | 27    | Record: 1-3 |
| Southeast Missouri | 7 | 21 | 0 | 7 | -  | 35    | Record: 3-1 |

#### Scoring Summary

|     |       |      |  |
|-----|-------|------|--|
| 1st | 9:44  | SEMO | Norman 3 yd fumble recovery (Pippin kick)        |
| 2nd | 14:35 | UCA  | Barnes 80 yd pass from James (Ray kick)          |
|     | 8:33  | UCA  | Williams 85 yd fumble recovery (Ray kick)        |
|     | 8:10  | SEMO | Flournoy 62 yd pass from DeLaurent (Pippin kick) |
|     | 4:01  | SEMO | King 14 yd pass from DeLaurent (Pippin kick)     |
|     | 1:29  | UCA  | Ray 28 yd field goal                             |
|     | 1:15  | SEMO | McDonald 97 yd kickoff return (Pippin kick)      |
| 3rd | 9:17  | UCA  | Ray 38 yd field goal                             |
| 4th | 10:57 | SEMO | DeLaurent 11 yd run (Pippin kick)                |
|     | 8:41  | UCA  | Hale 1 yd run (Ray kick)                         |

|                           | UCA     | SEMO    |
|---------------------------|---------|---------|
| First Downs               | 14      | 27      |
| Rushes-Yards (Net)        | 24-16   | 46-205  |
| Passing Yards (Net)       | 364     | 252     |
| Passes Comp-Att-Int       | 20-31-0 | 17-31-1 |
| Total Offense Plays-Yards | 55-380  | 77-457  |
| Fumble Returns-Yards-TD   | 1-85-1  | 1-3-1   |
| Punt Returns-Yards-TD     | 0-0-0   | 1-4-0   |
| Kickoff Returns-Yards-TD  | 3-77-0  | 6-185-1 |
| Interceptions-Yards-TD    | 1-0-0   | 0-0-0   |
| Punts (Number-Avg)        | 5-39.8  | 3-37.7  |
| Fumbles-Lost              | 1-1     | 2-1     |
| Penalties-Yards           | 5-70    | 3-30    |
| Possession Time           | 23:20   | 36:40   |
| Third-Down Conversions    | 5-13    | 8-15    |
| Fourth-Down Conversions   | 0-1     | 1-2     |
| Red-Zone Scores-Chances   | 3-4     | 2-5     |
| Sacks By: Number-Yards    | 1-6     | 3-8     |

#### Game

# 4



**Rushing (Att-Yds-TD):** UCA - Hale, Darius 12-24-1; James, Kylin 2-4-0; Barnes, Jarrod 1-1-0; Smith, Trysten 2-3-0; McElvain, Will 7-8-0. SEMO - Hess, Geno 20-123-0; DeLaurent, Paxton 15-60-1; Rucker, Shamenski 7-32-0; Pippin, DC 1-0-0; TEAM - 3-10-0.

**Passing (C-A-I-TD-Yds.):** UCA - McElvain, Will 19-30-0-0-284; James, Kylin 1-1-0-0-80. SEMO - DeLaurent, Paxton 17-31-1-2-252.

**Receiving (No.-Yds.-TD):** UCA - James, Kylin 6-99-0; Richmond, Chris 4-68-0; Barnes, Jarrod 3-113-1; Kitt-Denton, M. 2-34-0; Butler, Myles 2-18-0; Long, Jared 1-22-0; Eldridge, Austin 1-12-0; Hale, Darius 1-2-0. SEMO - King, Johnny 5-68-1; Flournoy 2-68-1; Weidemann, Will 2-51-0; Hess, Geno 2-24-0; Vick, Damorie 2-16-0; Frazier, Pervis 2-13-0; McDonald, Dalyn 1-6-0; Joiner, Danny 1-6-0.

**Leading Tacklers:** UCA - Wilson, Tamauri 12. SEMO - Johnson, Lawrence 10.

