



# 2021

OVC Regular-Season Champions  
OVC Tournament Champions  
NCAA Tournament



# 2022

OVC Tournament Champions  
NCAA Tournament



## 2022 SOUTHEAST MISSOURI POSTSEASON GUIDE



Head Coach Andy Sawyers

SS Tyler Wilber

C Andrew Keck

NCAA REGIONAL // JUNE 3-6 // JIM PATTERSON STADIUM // LOUISVILLE, KY.



**2022 NCAA Division I Baseball Championship  
Regional - Louisville  
June 3-6, 2022**

**1** \*Louisville (38-18-1)

**Game 1**

Friday, June 3

2 p.m.

ESPN+

**4** Southeast Mo. St. (37-20)

**Game 4**

Saturday, June 4

4 p.m.

**3** Michigan (32-26)

**Game 2**

Friday, June 3

7 p.m.

ESPN+

**2** \*Oregon (35-23)

**Game 6**

Sunday, June 5

4 p.m.

Loser Game 4

**Game 5**

Sunday, June 5

Noon

**Game 7**

(if necessary)

Monday, June 6

6 p.m.

**Regional Champion**

Loser Game 1

**Game 3**

Saturday, June 4

Noon

Loser Game 2

\*Home team

All times are local and subject to change.

© 2022 National Collegiate Athletic Association. No commercial use without the NCAA's written permission.



***Don't Bet On It.***





## 2022 SOUTHEAST MISSOURI BASEBALL



### Schedule/Results

#### February (5-1)

18	at #22 Dallas Baptist	W, 7-6 (12)
19	at #22 Dallas Baptist	W, 6-5 (10)
20	at #22 Dallas Baptist	L, 5-13
22	at Kentucky <sup>SECN</sup>	Canceled
26	Bellarmine	W, 8-7 (11)
27	Bellarmine	W, 10-2
27	Bellarmine	W, 12-8

#### March (13-4, 3-0 OVC)

1	Saint Louis	W, 16-5 (7)
4	Bradley	W, 16-7
5	Bradley	W, 11-8
5	Bradley	W, 12-5
8	at Arkansas State <sup>ESPN</sup>	W, 14-6
12	Valparaiso	W, 9-1
13	Valparaiso	W, 16-6
13	Valparaiso	W, 10-8
15	at Indiana State <sup>ESPN</sup>	L, 1-10
16	at Indiana State <sup>ESPN</sup>	L, 4-5
19	at Missouri State	W, 6-3
19	at Missouri State	L, 3-9
20	at Missouri State	L, 5-16
25	SIU Edwardsville <sup>ESPN</sup>	W, 2-1
26	SIU Edwardsville <sup>ESPN</sup>	W, 2-1
27	SIU Edwardsville <sup>ESPN</sup>	W, 5-2
29	at Saint Louis	W, 4-1

#### April (11-7, 9-5 OVC)

1	at Austin Peay*	L, 3-4
2	at Austin Peay*	L, 7-8
3	at Austin Peay*	W, 6-5
5	Arkansas State	W, 8-5
8	Murray State* <sup>ESPN</sup>	W, 11-2
9	Murray State* <sup>ESPN</sup>	W, 8-5
10	Murray State* <sup>ESPN</sup>	W, 11-10
12	Southern Illinois	L, 2-3
14	at Tennessee Tech*	L, 3-10
15	at Tennessee Tech*	W, 9-4
16	at Tennessee Tech*	L, 4-7
19	at Ole Miss <sup>SECN</sup>	W, 13-3
22	Morehead State* <sup>ESPN</sup>	W, 8-7 (10)
23	Morehead State* <sup>ESPN</sup>	W, 16-9
23	Morehead State* <sup>ESPN</sup>	W, 9-8 (10)
26	at Southern Illinois	L, 6-7 (11)
29	at Belmont* <sup>ESPN</sup>	W, 5-4 (10)
30	at Belmont*	L, 3-5

#### May (8-8, 4-3 OVC)

1	at Belmont* <sup>ESPN</sup>	W, 11-4
3	at Missouri <sup>SECN</sup>	L, 3-9
6	at #3 Oklahoma State	L, 0-4
7	at #3 Oklahoma State	L, 6-11
8	at #3 Oklahoma State	L, 3-15 (7)
10	Missouri State	W, 8-7
13	UT Martin* <sup>ESPN</sup>	L, 3-10
14	UT Martin* <sup>ESPN</sup>	W, 7-6
15	UT Martin* <sup>ESPN</sup>	W, 15-2
20	at Eastern Illinois*	W, 6-4
20	at Eastern Illinois*	L, 5-7
21	at Eastern Illinois*	L, 1-5 (7)
26	vs. #6 Tennessee Tech %	L, 10-11
27	vs. #5 SIU Edwardsville %	W, 14-6
27	vs. #6 Tennessee Tech %	W, 5-2
28	vs. #2 Belmont %	W, 5-4 (10)

#### June (0-0)

3	vs. #12 Louisville #	1 p.m., CT
---	----------------------	------------

### Southeast Missouri (37-20) at #12 Louisville (38-18-1)

#### Follow the Redhawks

**Radio**.....ESPN 93.5 FM & 1220 AM  
(Erik Sean)  
**Video**.....ESPN+ (Mike Couzens, PxP,  
Roddy Jones, Analyst)  
**Live Stats**.....NCAA.com  
**Twitter**.....@SEMObaseball

#### NCAA Regional

**Date**.....Friday, June 3, 2022  
**First Pitch**.....1 p.m., CT  
**Location**.....Louisville, Ky.  
**Facility**.....Jim Patterson Stadium (4,000)  
**NCAA Regional Field**  
#1 Louisville, #2 Oregon, #3 Michigan,  
#4 Southeast Missouri

**Head Coaches**.....Andy Sawyers  
(242-165 overall; 155-138 at SEMO;  
81-63 OVC). Dan McDonnell (664-284-1 at UL)

#### Strategic Communications

Jeff Honza, Assistant Director of Athletics  
**Office Phone**.....(573) 651-2933  
**Mobile**.....(618) 528-1145  
**Email**.....redhawk1@me.com



#12/1 Louisville



#2 Oregon



#3 Michigan



#4 Southeast Missouri

### Southeast Missouri Probable Starting Pitchers

	#	Name	Ht.	Wt.	Cl.	Hometown (Previous School)
Game 1	20	Jason Rackers	RHP	6-7	225	Sr. Jefferson City, Mo. (Tennessee)
Game 2	-	TBA	-	-	-	-

### NCAA Tournament Bound

Southeast Missouri (37-20) makes its second-straight NCAA Tournament appearance in 2022. #4 SEMO is headed to the Louisville Regional and will face host and #12/#1 Louisville (38-18-1) Friday. First pitch is set for 1 p.m., CT at Jim Patterson Stadium.

preseason favorite, finished second behind Belmont in the regular-season standings before going 3-1 and beating the Bruins in the "Winner Take All" championship game to move on to the NCAA Tournament.

### NCAA Tournament Appearances

The Redhawks are in the NCAA Tournament for the fifth time in program history. Southeast Missouri made the field of 64 in 1998, 2002, 2016, 2021 and 2022. SEMO is the first Ohio Valley Conference school to win back-to-back OVC Tournament titles since Austin Peay accomplished the feat in 2012 and 2013.

### NCAA Tournament History

Southeast Missouri is 1-8 all-time over its previous four trips to the NCAA Tournament. Here is a look at SEMO's NCAA Tournament history.



**Southeast Missouri or SEMO** is the preferred reference for Southeast Missouri State University athletic teams. Southeastern Missouri State is not an acceptable reference.





## SOUTHEAST MISSOURI BASEBALL NOTES

### NCAA LOUISVILLE REGIONAL // JUNE 3-6

#### 1998 Midwest Regional Wichita, Kan.

5/21 vs. Wichita State - L, 4-7  
5/21 vs. Georgia Tech - L, 5-14

#### 2002 Tuscaloosa Regional Tuscaloosa, Ala.

5/31 vs. Alabama - W, 7-4  
6/1 vs. Florida Atlantic - L, 6-12  
6/1 vs. Alabama - L, 4-7

#### 2016 Starkville Regional Starkville, Miss.

6/3 vs. Mississippi State - L, 5-9  
6/4 vs. Louisiana Tech - L, 4-9

#### 2021 Oxford Regional Oxford, Miss.

6/4 vs. #12 Ole Miss - L, 3-6  
6/5 vs. Southern Mississippi - L, 0-21

### Sawyers in the NCAA Tournament

Andy Sawyers makes his second NCAA Tournament appearance as Southeast Missouri's head coach in 2022. Sawyers is in his sixth year at SEMO and is the third head coach in program history to lead the Redhawks to the NCAA Tournament. Mark Hogan (1998, 2002) and Steve Bieser (2016), currently head coach at Missouri, are the others. Sawyers is no stranger to the postseason as this year marks his 14th trip to the NCAA Tournament. Before his recent back-to-back NCAA Tournament berths at SEMO, Sawyers made the tournament during previous coaching stints at Nebraska (2000, 2003, 2005, 2006, 2007), Texas A&M (2008, 2011, 2012, 2013, 2014) and Kansas State (2009, 2010). He also coached in two NCAA College World Series as an assistant at Nebraska in 2005 and associate head coach at Texas A&M in 2011.

### What a Run

#2 Southeast Missouri's path through this year's Ohio Valley Conference Tournament was anything but easy. In its OVC Tournament opener vs. #6 Tennessee Tech, SEMO dropped an 11-10 contest in a four hour and two minute affair that followed a four hour and 48 minute rain delay. That game finished up after midnight on May 26. After that the Redhawks turned around quickly to play a 10 a.m. game vs. #5 SIU Edwardsville which they won, 14-6. SEMO then beat #6 TTU, 5-2, to advance to

the title game, where it took down #1 Belmont, 5-4, in 10 innings.

### Rackers Rises for Top Performance of the Season

Right-hander Jason Rackers, who pitched just one inning vs. #6 Tennessee Tech (May 26), was unavailable until the Ohio Valley Conference Tournament title game due to illness. Rackers received a IV at a local hospital and recovered to start the championship matchup vs. #1 Belmont (May 28) two days later. He put together his best performance of the season working a career-long 9.2. innings with a career-best eight strikeouts. He also gave up three runs on seven hits and walked just one. Rackers was named the OVC Tournament's Most Valuable Player following that effort. He pitched no more than seven innings in any of his appearances prior to that start.

### OVC Tournament Record

Southeast Missouri walked an Ohio Valley Conference Tournament record 17 times vs. #5 SIU Edwardsville (May 27). SEMO trailed, 5-1, when it drew seven walks to key an eight-run fifth inning and pull off its comeback win.

### That's a First

The Redhawks made the Ohio Valley Conference Tournament as a #2 seed for the sixth time in their program history this season. Southeast Missouri won its first OVC Tournament crown as a #2 seed in 2022. SEMO was also a #2 seed in 2000, 2002, 2003, 2011 and 2018. The Redhawks improved their record to 8-9 all-time as a #2 seed at the OVC Tournament.

### Big Bashes

While walks decided Southeast Missouri's victory over SIU Edwardsville (May 27), it was home runs that were the difference in the Redhawks final two Ohio Valley Conference Tournament wins. Against Tennessee Tech (May 27), Andrew Keck launched a three-run home run to break a 2-2 tie in the bottom of the eighth innings. Keck's long ball came after Brett Graber advanced Jevon Mason on a sacrifice bunt and Tyler Wilber was intentionally walked. Mason and Wilber then homered in the top of the 10th inning to seal SEMO's extra inning win over Belmont (May 28) in the title game.

### 2022 OVC Standings (as of May 28)

School	Conference				Overall			
	W	L	T	Pct.	W	L	T	Pct.
Belmont	18	6	0	.750	39	20	0	.661
<b>Southeast Missouri</b>	<b>16</b>	<b>8</b>	<b>0</b>	<b>.667</b>	<b>37</b>	<b>20</b>	<b>0</b>	<b>.649</b>
Morehead State	14	10	0	.583	27	27	0	.500
Eastern Illinois	12	12	0	.500	33	20	0	.623
SIUE	12	12	0	.500	27	28	0	.491
Tennessee Tech	11	13	0	.458	30	27	0	.526
Murray State	11	13	0	.458	30	25	0	.545
Austin Peay	10	14	0	.417	19	37	0	.339
UT Martin	4	20	0	.167	11	34	0	.244

### NCAA Louisville Regional Schedule

#### Friday, June 3

#1 Louisville (38-18-1) vs. #4 Southeast Missouri (37-20), 1 p.m., CT <sup>ESPN+</sup>  
#2 Oregon (35-23) vs. #3 Michigan (32-26), 6 p.m., CT <sup>ESPN+</sup>

#### Saturday, June 4

Game 3 - Losers of Games 1 & 2, TBA <sup>WatchESPN</sup>  
Game 4 - Winners of Games 1 & 2, TBA <sup>WatchESPN</sup>

#### Sunday, June 5

Game 5 - Winner of Game 3 vs. Loser of Game 4, TBA <sup>WatchESPN</sup>  
Game 6 - Winner of Game 4 vs. Winner of Game 5, TBA <sup>WatchESPN</sup>

#### Monday, June 6

Game 7 - if necessary, same teams as in Game 6, TBA <sup>WatchESPN</sup>





### **NCAA Tournament Experience**

Fifteen players make their second-straight NCAA Tournament appearance for Southeast Missouri. That group includes Tyler Wilber, Jevon Mason, Andrew Keck, Lincoln Andrews, Danny Sperling, Peyton Leeper, Ty Stauss, Brett Graber, Bryce Grossius, Noah Niznik, Collin Wilma, Fischer Rausch, Austin Williams, Blake Cisneros and Hunter Ralls. All of them played in the 2021 NCAA Tournament.

### **OVC All-Tournament Team**

Southeast Missouri placed six players on the Ohio Valley Conference All-Tournament Team. Tyler Wilber, Jason Rackers, Lincoln Andrews, Andrew Keck, Blake Cisneros and Jevon Mason earned those postseason honors.

### **OVC Tournament Titles**

This year's Ohio Valley Conference Tournament title is Southeast Missouri's fifth all-time. The Redhawks have the second-most OVC Tournament championships in the conference behind Austun Peay (6), which left the league for the Atlantic Sun. SEMO has won three OVC Tournament crowns in the last six years.

### **Seven Redhawks Earn All-OVC Honors**

Seven Southeast Missouri players earned All-Ohio Valley Conference honors for the 2022 season, the league announced May 24 prior to the start of its postseason tournament. Shortstop Tyler Wilber garnered first-team accolades for the second time in his career, while catcher Andrew Keck, outfielder Brett Graber, starting pitcher Jason Rackers and relief pitcher Kyle Miller claimed second-team laurels. Pitchers Ethan Osborne and Anthony Klein landed on the league's All-Freshman Team, as well. A native of Los Alamitos, California, Wilber has earned either first or second-team All-OVC recognition in every season at SEMO outside of the COVID-19 shortened 2020 campaign. He is hitting .321 with 48 runs, 69 hits, 14 doubles, 16 home runs and 68 RBI. He leads the team in hits, home runs and RBI, and ranks third in batting average and second in runs scored. Wilber tops the OVC and rates 17th nationally in RBI. He is four away from breaking SEMO's all-time single-season RBI record. One of 16 semifinalists for the 2022 Buster Posey National Collegiate Catcher of the Year Award,

Keck is riding the best season of his career to date. He is the Redhawks second-leading hitter with a .335 batting average. Keck, who hails from St. Louis, accumulated 41 runs scored, 68 hits, 15 doubles, two triples, 14 home runs and 59 RBI in 51 starts behind the plate. He ranks second on the team in hits, doubles, home runs, RBI, stolen bases (11) and on-base percentage (.400), while boasting a team-high .635 slugging percentage. Keck is among OVC leaders in slugging percentage (8th), RBI (5th), home runs (16th) and total bases (9th, 129). Additionally, he has thrown out eight runners on the basepaths this year. Graber, who hails from Sacramento, California, enters the postseason as SEMO's top hitter. In his second year of Division I baseball, he is hitting .342 with 37 runs, 67 hits, a team-high 16 doubles and three triples, eight home runs, 42 RBI and 33 walks. Graber also has 11 stolen bases as one of three players who started all 53 games. In addition, he has four walk-off hits as the Redhawks starting center fielder. After pitching at Southeastern Conference member Tennessee, Rackers transferred to SEMO for his final season. A native of Jefferson City, Missouri, Rackers put together a 5-3 record and 4.60 ERA in 14 appearances and 12 starts. He leads the Redhawks in strikeouts (68) and innings (74.1), and ranked third on the team in wins as SEMO's game one starter on weekends. Rackers leads the OVC in strikeouts looking (26), ranks sixth in strikeouts and ERA, and tied for fifth in innings pitched. Miller, Osborne and Klein anchor a bullpen that has been strong for the Redhawks pitching staff all season. A native of Eureka, Missouri, Miller holds an 8-4 record with a team-best 3.00 ERA and six saves in 22 relief appearances. He struck out 45 and walked 13 in 42 innings as opponents are hitting just .216 against him. Miller is second in the OVC in wins and fourth in saves. Osborne, who is from Ashland, Missouri, is 2-1 in 13 appearances and four starts in his rookie campaign. He struck out 26 and walked only six in 26.1 innings of work. Two of Osborne's starts were during midweek action, while the other two came in SEMO's game three slot on weekends. Klein, a native of St. Louis, ranks second among SEMO's relievers with 34 strikeouts in 28.1 innings. He appeared in 19 games and is 1-0 with his first career win coming in his hometown when he tossed 3.2 scoreless no-hit innings with five

strikeouts to beat Saint Louis on Mar. 29. OVC regular-season champion Belmont won three of the conference's specialty awards with outfielder Guy Lipscomb tabbed Player of the Year, left-hander Anthony Bean named Pitcher of the Year and Dave Jarvis voted Coach of the Year. Eastern Illinois shortstop Chris Worcester earned OVC Freshman of the Year.

### **Sawyers Records 150th Win**

Andy Sawyers picked up his 150th career win as a head coach in walkoff fashion when Southeast Missouri edged UT Martin, 7-6, on May 14. Brett Graber hit a two-out, two-RBI double in the bottom of the ninth inning. Sawyers, who is in his sixth year at SEMO, is 155-138 all-time as an NCAA Division I head coach. He is 67-42 overall and 33-18 in the Ohio Valley Conference with one OVC regular-season title, two OVC Tournament crowns and a pair of NCAA Tournament berths since the start of the 2021 campaign.

### **Wilber Breaks Single-Season RBI Record**

Tyler Wilber broke Southeast Missouri's all-time single-season RBI record when he finished with three runs batted in vs. SIU Edwardsville (May 27). Wilber has 73 RBI this year and surpassed the previous mark of 71 by Matt Tellor in 2014. He is just the third player in program history to get 70 or more RBI in a season.

### **Keck Gets 200th Hit**

Catcher Andrew Keck recorded the 200th hit of his career on a game-tying solo home run in the top of the ninth inning during the Ohio Valley Conference championship game vs. Belmont (May 28). Keck's homer sent the game to extra innings. He has 200 hits, 116 runs, 136 RBI and 26 home runs in his career.

### **Cisneros Gets it Done**

Left-handed reliever Blake Cisneros had an excellent Ohio Valley Conference Tournament pitching in crucial situations. In three appearances, Cisneros tossed 6.1 scoreless innings while allowing only two hits along the way. He struck out five during that span, as well. Additionally, Cisneros recorded the final out on a strikeout to earn the save in Southeast Missouri's Ohio Valley Conference



## SOUTHEAST MISSOURI BASEBALL NOTES

### NCAA LOUISVILLE REGIONAL // JUNE 3-6

Championship clinching win over #1 Belmont (May 28).

#### Wilber Reaches 250 Hits

Shortstop Tyler Wilber collected the 250th hit of his career in game one of Southeast Missouri's series vs. UT Martin (May 13). Wilber reached the milestone on an infield single in the bottom of the fifth inning. He now has a total of 260 in his career.

#### 37 Wins and Counting

Southeast Missouri, the first team in the Ohio Valley Conference to reach 30 wins this season, picked up its 37th victory Belmont (May 28). The 30-win season is the second-straight with Andy Sawyers at the helm and 15th in program history. SEMO also won 30 or more games for the fifth time in eight years. SEMO's 37 wins rank tied for second-most in a season in program history. The Redhawks are just two victories away from tying the program record of 39 wins done by the 2016 team under then head coach and current Missouri head coach Steve Bieser.

#### Most in Six Years

The Redhawks 34 wins in 2022 are the most in a season since 2016. That year, Southeast Missouri went 39-21 overall, won the Ohio Valley Conference regular-season and tournament titles, and advanced to the NCAA Starkville Regional, hosted by Mississippi State.

#### 30-Win Teams

Southeast Missouri (37-20) is among five teams in the Ohio Valley Conference with 30 or more wins this season. Belmont (39-20), Eastern Illinois (33-20), Tennessee Tech (30-27) and Murray State (30-25) are the others.

#### Senior Salute

Southeast Missouri recognized its eight seniors before first pitch of its matchup with UT Martin on May 14. SEMO's seniors include pitchers Joe Karall, Matt Perego, Noah Stone, Hayden Malenfant, Austin Williams, Blake Cisneros and Jason Rackers, and shortstop Tyler Wilber. This year's senior class has had a hand in the Redhawks winning 126 games, making five Ohio Valley Conference Tournaments, winning one OVC regular-season title, two OVC Tournament

crowns, and securing a pair of NCAA Tournament berths in their careers.

#### Last Non-Conference Matchup

The Redhawks ended non-conference play with an 18-11 record following its 8-7 walkoff win over Missouri State (May 10). Jevon Mason hit a walkoff home run in the bottom of the ninth inning to give Southeast Missouri the victory. SEMO finished 12-1 against non-league foes at home this year.

#### Mason Wins It

Jevon Mason hit a walkoff home run in the bottom of the ninth inning to send Southeast Missouri to an 8-7 win over Missouri State (May 10) in its final midweek game of the season. Mason went a perfect 4-for-4 with a double, two singles, one home run, a run scored and three RBI. His four hits marked a new career-high.

#### Series Wins

The Redhawks claimed wins in 24 of their last 30 series dating back to their COVID-shortened 2020 campaign. At one time, Southeast Missouri posted 11-consecutive series wins during that stretch. This year, SEMO finished with 11 series victories. The 11 series wins matched the most in a season under Head Coach Andy Sawyers (11, 2021).

#### Redhawks Break Single-Season Home Run Record

Southeast Missouri broke a program record with 95 home runs this season. SEMO's 95 bombs pass its total of 37 homers in 52 games a year ago by a +58 margin. The Redhawks previous single-season NCAA Division I record was 92 set by the 2000 club. Here are SEMO's top-five single-season home run marks since they turned Division I in 1991-92.

##### 95 home runs -- 2022

92 home runs -- 2000

90 home runs -- 1998

76 home runs -- 2010

71 home runs -- 2009

#### Home Run Streak

Andrew Keck hit a home run in four-straight games from Apr. 29-May 3. Keck became the second Redhawk to accomplish the feat this season when he hit a solo home run in the top of the sixth inning at Missouri (May 3). Peyton Leeper also homered in four-straight games from Mar. 8-13.

#### Wilma is Back

Right-hander Collin Wilma returned from a stress fracture injury to make his first start on the mound in over a year at Missouri (May 3). Wilma worked 1.1 innings with one strikeout in a loss against the Tigers. He also gave up two runs on one hit. Wilma last pitched at Belmont on May 1, 2021 before making his first appearance and start of the season at Missouri. He has appeared in five games and logged four starts this year.

#### Extra! Extra!

The Redhawks have gone to extra innings eight times this year. Southeast Missouri won a pair of 10-inning contests vs. Morehead State before falling at Southern Illinois (Apr. 26). SEMO then beat Belmont, 5-4, in a series-opening win in 10 innings on Apr. 29 and edged Belmont, 5-4, in 10 innings to win the Ohio Valley Conference Tournament on May 28. The Redhawks are 7-1 in those matchups.

#### Keck's Hitting Streak Ends at 12 Games

Andrew Keck's 12-game hitting streak recently ended at Oklahoma State (May 7). Keck was the fourth Redhawk to put together a double-digit game hitting streak in 2022. His 12-game hitting streak stands tied for the longest on the team. He hit .533 with five runs, two doubles, three home runs, six RBI and a stolen base during his four starts from Apr. 26-May 1. Keck had two hits in each of the first two games of the Belmont series (Apr. 29-30) and later finished his big week by going 3-for-4 with three runs, a double, home run and two RBI against the Bruins on May 1. He homered in all three games of the Belmont series en route to securing Co-Ohio Valley Conference Player of the Week honors on May 2.

#### 10 or More Home Runs

Four Redhawks have 10 or more home runs this season. Tyler Wilber leads the team with 18 round-trippers, while Andrew Keck follows close behind with 17. Lincoln Andrews and Jevon Mason round out that group with 15 and 14, respectively. Wilber (3rd), Keck (4th) and Andrews (7th) are all among the Ohio Valley Conference's top 10 leaders.

## SOUTHEAST MISSOURI BASEBALL NOTES

### NCAA LOUISVILLE REGIONAL // JUNE 3-6



#### Another Sweep

Southeast Missouri recorded its sixth series sweep of the season when it beat Morehead State (Apr. 22-23). SEMO won two of its three games against the Eagles by one run in extra innings. The Redhawks came from behind to win all three games.

#### Bombs Away

The Redhawks hit five home runs in a game for the fourth time this season in their series finale against Morehead State (Apr. 23). Lincoln Andrews accounted for three of those round-trippers in the doubleheader. Andrews hit a grand slam in SEMO's 16-9 victory and then homered twice in the Redhawks 9-8 win.

#### That's a Relief

Kyle Miller posted a pair of victories out of the bullpen against Morehead State (Apr. 22, Apr. 23). Miller recorded 10 strikeouts and did not allow a walk in those appearances. He struck out five in 2.1 innings during game one of the series and closed out the weekend strong by striking out five more in three scoreless innings during game three.

#### Power Five Matchup

#3 Oklahoma State was the third Power Five team Southeast Missouri played during the final leg of its 2022 regular-season. Tyler Wilber narrowly missed hitting for the cycle to lead SEMO to a dominating 13-3 win over SEC member Ole Miss (Apr. 19). Wilber went 4-for-6 with three runs scored, a double, home run and three RBI. SEMO, which handed Ole Miss its largest non-conference loss of the season to date, knocked off a SEC opponent for the first time in five years. The win was also the Redhawks first over a Power Five conference foe since 2019 (3-2, at Purdue). SEMO recently fell to fellow SEC foe Missouri, 9-3, on May 3 and dropped a three-game series at OSU (May 6-8).

#### Second in Wins

Southeast Missouri ranks second in the Ohio Valley Conference with 37 wins this season. The Redhawks 20 losses are tied for fewest in the OVC.

#### Williams Strikes Out Nine

Austin Williams recorded a career-high nine strikeouts in his win over Tennessee Tech on Apr. 15. The nine strikeouts are the most in a

game by any Southeast Missouri pitcher this season.

#### Two-Home Run Games

Andrew Keck became the fourth player to get two or more home runs in a game for the Redhawks this season when he homered twice at Tennessee Tech (Apr. 15). Lincoln Andrews (3, at Austin Peay, Apr. 2; 2, vs. Morehead State, Apr. 23), Ty Stauss (2, at Austin Peay, Apr. 3) and Tyler Wilber (2, vs. Valparaiso, Mar. 13) also reached the feat.

#### 17-Game Home Winning Streak

The Redhawks saw a program record 17-game home winning streak end with its loss at Capaha Field on Apr. 12. Southeast Missouri dropped a tight 3-2 contest to longtime rival Southern Illinois in the 91st meeting between the teams. It was the first time SEMO fell at home since May 21, 2021 (9-2, vs. UT Martin). The 17-game stretch was the second-longest home winning streak in the nation at the time.

#### Midweek Games

The Redhawks scored in every inning en route to blowing out Saint Louis, 16-5, in their first midweek game of the season on Mar. 1. SEMO established season-highs in runs (16) and hits (16) against the Billikens. SEMO also beat Arkansas State twice (Mar. 8, Apr. 5) and Saint Louis (Mar. 29) again, and toppled Ole Miss (Apr. 19). Additionally, the Redhawks dropped a 9-3 contest at Missouri (May 3). The Redhawks finished at 6-5 in midweek action this year.

#### Great at Home

Southeast Missouri finished with a program record 23-2 mark at home this season. The Redhawks won 25 of their last 28 matchups at Capaha Field dating back to the 2021 campaign. SEMO is 94-43 at home under Head Coach Andy Sawyers. The 23 home wins are most in the Ohio Valley Conference and most in a season under Sawyers. The Redhawks last had over 20 home wins in a season during the 2010 campaign (21-6).

#### Second-Best Home Record

The Redhawks (23-2) had the second-best home record in the nation. Maryland (24-2) was first. Tennessee followed with a 34-3 mark.

#### That Was Fast

With its win over Arkansas State on Apr. 5, Southeast Missouri reached 20 wins in a season quicker than it has ever done under Head Coach Andy Sawyers. The Redhawks 20th win came 25 days sooner than it did a year ago (Apr. 30, 2021).

#### Longest Road Stretch

Southeast Missouri wrapped up its season-long eight-game road trip with a 2-6 record. SEMO won a three-game series at Belmont (Apr. 29-May 1) and fell to Southern Illinois (Apr. 26), Missouri (May 3) and #3 Oklahoma State (May 6-8) during that stretch.

#### Record Home Winning Streak

The Redhawks 17-game home winning streak marked the longest in program history. Southeast Missouri went undefeated through its first 17 home games of a season for the first time ever. Prior to this year, SEMO began the 2000 campaign at 13-0 at home.

#### Get Out the Brooms!

Southeast Missouri swept eight opponents this season. The Redhawks completed three-game sweeps vs. Bellarmine (Feb. 26-27), Bradley (Mar. 4-5), Valparaiso (Mar. 12-13), SIU Edwardsville (Mar. 25-27), Murray State (Apr. 8-10) and Morehead State (Apr. 22-23). SEMO also swept its home-and-home series vs. Saint Louis and Arkansas State. The eight series sweeps are the most in a season with Andy Sawyers at the helm. In all, the Redhawks have 16 series sweeps under Sawyers. Interestingly enough, SEMO did not sweep any opponent during its entire 2021 campaign.

#### Comeback Kids

The Redhawks have 26 come-from-behind victories this season, including 12 after they trailed in the first inning. Southeast Missouri came back to win 11 of its 24 Ohio Valley Conference games this year.

#### Wilber Wins First OVC Player of the Week Honor

Preseason Ohio Valley Conference Player of the Year Tyler Wilber won his first OVC Player of the Week honor on Apr. 11. Wilbertook over as Southeast Missouri's top hitter following four-straight multiple-hit performances last week. For the week, he hit .722 (13-for-18) with





## SOUTHEAST MISSOURI BASEBALL NOTES

### NCAA LOUISVILLE REGIONAL // JUNE 3-6

eight runs scored, a pair of doubles, two home runs, six RBI, a 1.167 slugging percentage and .722 on-base percentage. Wilber hit the go-ahead home run during game two vs. Murray State (Apr. 9) and the tying home run against the Racers on Apr. 10. For the Murray State series alone, Wilber had back-to-back four-hit games and one three-hit contest. He hit .786 with 11 hits in 14 at-bats and boasted a 1.286 slugging percentage in that series. Wilber raised his batting average 63 points from .304 to .367 during that four-game stretch.

#### Walk-Off Wins

First baseman Lincoln Andrews snapped a 7-7 tie with a leadoff walk-off home run in the bottom of the 11th inning to give Southeast Missouri an 8-7 come-from-behind win in its series-opener vs. Bellarmine (Feb. 26). The walk-off hit marked the first of Andrews' career. Brett Graber then delivered a RBI-single with no outs in the bottom of the ninth inning to give SEMO an 11-10 win over Murray State (Apr. 10). Graber also hit a walk-off home run to give the Redhawks a 9-8 win in the 10th inning vs. Morehead State (Apr. 23) and a walkoff double to send SEMO to a 7-6 win over UT Martin (May 14).

#### Mr. Clutch

Center fielder Brett Graber hit a two-out bases clearing triple to lift Southeast Missouri to its 8-5 midweek win over Arkansas State (Apr. 5). SEMO held a 5-0 lead, but ASU scored four times in the sixth and added another run to tie the game in the top of the seventh. The Redhawks, however, kept their poise and quickly responded during their turn in the seventh. Jevon Mason reached on a one-out error and moved into scoring position on a two-out single by Tyler Wilber. After Mason and Wilber advanced on a wild pitch, Andrew Keck walked to load the bases. Graber, behind 1-2 in the count, then tripled to right to clear the bases and put SEMO ahead. It was the second triple of Graber's career. Five days later, Graber delivered the RBI-single in the bottom of the ninth to send SEMO to an 11-10 walk-off victory over Murray State (Apr. 10).

#### Marching On

Southeast Missouri finished with a 13-4 record in March, its best in that month under Head Coach Andy Sawyers. In its 17 March contests,

SEMO outscored its opponents by a +42 margin (136-94) and hit 28 home runs.

#### Andrews Notches Career-High in Home Runs

First baseman Lincoln Andrews went 3-for-4 with a career-high three home runs at Austin Peay (Apr. 2). Andrews homered in each of his first three at-bats of the game with a solo bomb in each of the second and sixth innings, and a two-run shot in the fourth. He became the first Redhawk to hit three home runs in a game since fellow first baseman Matt Teller accomplished the feat at UT Martin (Mar. 30, 2014).

#### Wilber Hits 20th Career Home Run

Tyler Wilber hit his 20th career home run to clinch Southeast Missouri's 6-5 win over Austin Peay (Apr. 3). Wilber's solo shot in the top of the ninth inning loomed large in the end of the close contest. He hit his 20th career home run on the day he made his 150th career start as a Redhawk. Wilber was also ranked as the #22 shortstop in the country by D1Baseball during week six (Mar. 28-Apr. 3).

#### OVC Openers

With its 2-1 win over SIU Edwardsville (Mar. 25), Southeast Missouri moved to 19-12 all-time in Ohio Valley Conference openers. That mark includes a 4-2 record under Head Coach Andy Sawyers. SEMO has opened conference play with a win in four of its last five seasons.

#### Strong OVC Start

Southeast Missouri won each of the first two games of its Ohio Valley Conference opening series against SIU Edwardsville (Mar. 25-27) on a two-out double in the middle innings. In game one, Ben Palmer doubled off the left field wall to score Joel Vaske and Ty Stauss in the bottom of the fifth inning. Tyler Wilber then doubled home Jevon Mason and Stauss with two outs in the bottom of the sixth during game two. Andrew Keck and Palmer each homered to lift the Redhawks to a 5-2 win in the series finale. SEMO began OVC play with a series sweep for the first time under Head Coach Andy Sawyers and first time since 2016. The Redhawks and Eastern Illinois were the only two teams that swept during the league's opening weekend. SEMO is first in the OVC standings with a 13-5 mark.

#### Best Start in Division I Era

The Redhawks began the 2022 season at 13-1, their best start in their NCAA Division I era. Southeast Missouri moved to the D-I ranks in 1992. SEMO's 13-1 start tied with the 1973 team which also won 13 of its first 14 contests.

#### RPI Update

Southeast Missouri has a RPI rating of 64 (through games of May 28). SEMO currently holds the second-highest RPI in the Ohio Valley Conference. This year is the highest SEMO has ranked in RPI under Head Coach Andy Sawyers. The Redhawks other RPI rankings with Sawyers at the helm include 87th (2021), 136th (2017), 200th (2018, 2020) and 259th (2019). SEMO has faced five teams ranked among the top 65 in RPI, including Oklahoma State (12th, 0-3), Dallas Baptist (6th, 2-1), Missouri (64th, 0-1), Ole Miss (38th, 1-0) and Belmont (63rd, 3-1). The Redhawks are 6-6 in those contests.

#### Miller Gets Pair of Saves

Right-hander Kyle Miller pitched five scoreless innings out of the bullpen en route to picking up two saves in Southeast Missouri's sweep of SIU Edwardsville (Mar. 25-27). Miller struck out four and allowed only one hit in three innings during game one. In the series finale, he struck out three and gave up just one hit in two more scoreless innings. For the weekend, Miller struck out seven, walked two and scattered two hits in five innings. He has allowed only four earned runs in 27.2 innings through 14 relief appearances this season. Miller ranks tied for third in the Ohio Valley Conference with six saves. He also leads the team and ranks second in the league with five wins (5-2).

#### Keck Triples and Scores

After Tyler Wilber's game-tying home run in the bottom of the ninth inning vs. Murray State (Apr. 10), Andrew Keck tripled and later scored the winning run in Southeast Missouri's 11-10 victory. The triple was Keck's first of the season.

#### OVC Slate

The 24-game Ohio Valley Conference slate for the reigning OVC Champion and preseason favorite Southeast Missouri baseball team started with a series sweep of SIU Edwardsville (Mar. 25-27). The rest of the league schedule includes home series with Murray State (Apr.

## SOUTHEAST MISSOURI BASEBALL NOTES

### NCAA LOUISVILLE REGIONAL // JUNE 3-6



8-10), Morehead State (Apr. 22-24) and UT Martin (May 13-15). SEMO's OVC road schedule consists of Austin Peay (Apr. 1-3), Tennessee Tech (Apr. 14-16), Belmont (Apr. 29-May 1) and Eastern Illinois (May 19-21).

#### Yard Work

Southeast Missouri has homered in 43 of its 57 games and hit a series-best 10 round-trippers vs. Valparaiso (Mar. 12-13). SEMO finished with a season-high five home runs in two games -- vs. Bradley (Mar. 4); vs. Valparaiso (Mar. 13). Twenty-four of the Redhawks home runs have come against Missouri Valley Conference teams. SEMO is third in the Ohio Valley Conference behind Tennessee Tech (114) and SIU Edwardsville (99) with 95 home runs. The Redhawks homered in all four of their recent Ohio Valley Conference Tournament games.

#### Atop the OVC

Individually, Tyler Wilber is tied for first in the Ohio Valley Conference in RBI (73) and Jevon Mason is first among league leaders in runs (70). Jason Rackers is first in strikeouts looking (28).

#### Bullpen Gets it Done

Southeast Missouri's bullpen did not allow a run in four-straight games from Mar. 25-29. SEMO's relievers combined to pitch 19.1 scoreless innings and allowed only four hits in that span. The bullpen also accounted for 16 strikeouts, three wins and two saves during that time.

#### Winning Streak Ends at 11

Southeast Missouri saw its 11-game winning streak end when it fell to Indiana State, 10-1, on Mar. 15. The winning streak was SEMO's longest since it won 11 in a row (Mar. 18-Apr. 5) during the 2016 campaign. At the time, it was the third-longest winning streak in NCAA Division I baseball this year.

#### Great Work Williams

Right-hander Austin Williams picked up his first two wins of the season out of the bullpen for Southeast Missouri last week. Williams struck out four, walked none and allowed just one hit in 3.1 scoreless innings to get his first win at Arkansas State (Mar. 8). He then struck out a career-high seven in the longest outing of his career (five innings) to beat Valparaiso (Mar. 13). Williams retired seven-straight Valpo

hitters exiting the game in the ninth. For the week, he went 2-0 with a 1.08 ERA, allowed just one run, scattered four hits, struck out 11 and walked one in two relief appearances.

#### They Did That Twice?

In each of the final two games of its series against Valparaiso (Mar. 13), Southeast Missouri homered three times and scored six runs in an inning. SEMO trailed, 6-3, in game one before Peyton Leeper, Tyler Wilber and Lincoln Andrews homered in the bottom of the fourth. That six-run inning lifted the Redhawks to a 16-6 win as SEMO scored the final 13 runs of the game. In game two, the Redhawks were down, 3-0, when Jevon Mason, Wilber and Brett Graber homered as part of a six-run third inning. SEMO later won that contest by a score of 10-8. The Redhawks fell behind in the first inning during every game against Valparaiso before sweeping the series with three come-from-behind victories.

#### Seeing Double

The Redhawks scored double-digit runs 18 times this season. Southeast Missouri scored 10 or more runs in seven consecutive games for the first time in program history from Feb. 27-Mar. 8. The Redhawks rank third in the Ohio Valley Conference with 418 runs.

#### Power Outage

Ten different players have homered for Southeast Missouri this season. Tyler Wilber leads the Redhawks with 18 home runs, while Andrew Keck (17), Jevon Mason (14) and Lincoln Andrews (15) join Wilber with 10 or more homers. Brett Graber has nine, Peyton Leeper has six and Ty Stauss and Ben Palmer each have five. Joel Vaske has four and Spencer Parker hit two.

#### Leeper Tabbed OVC Player of the Week

Southeast Missouri utility player Peyton Leeper won Southeast Missouri's first Ohio Valley Conference Player of the Week honor of the 2022 season on Mar. 14. A native of Mokane, Missouri, Leeper homered in all four of his starts last week helping the Redhawks extend their winning streak to 11 games. He broke SEMO's series-opener against Valparaiso (Mar. 12) open with a grand slam, the first of his career. Leeper then homered in both games of the series-ending

doubleheader against the Beacons the following day. His second round-tripper that day was a game-winning two-run homer in the bottom of the eighth inning during the night-cap. Leeper's other home run for the week came in a midweek matchup at Arkansas State (Mar. 8). In the Valparaiso series alone, Leeper finished with three home runs, six runs scored and nine RBI. For the week, he hit .353 with four of his six hits coming via the long ball. He scored nine times, had 10 RBI, boasted a 1.059 slugging percentage, recorded a .500 on-base percentage and was a perfect 3-of-3 in stolen bases. Leeper carries a six-game hitting streak into this week's action. Leeper won the award for the first time in his career. UT Martin right-hander Rhett Fetner (Pitcher of the Week) rounded out the week's honorees.

#### Wilber Clears 200 Hits

Tyler Wilber went over 200 career hits in the Redhawks series sweep of Valparaiso (Mar. 12-13). Wilber hit a team-high .500 in the series. He had four runs, six hits, three home runs, seven RBI and a 1.250 slugging percentage against the Beacons. Wilber got his 200th career hit on a two-out single in the bottom of the eighth inning during game two of the series. He now has 260 hits in his career.

#### 200 Hits

Andrew Keck accumulated his 200th career hit vs. Belmont on May 28. Keck is the second player on this year's team to reach 200 or more hits joining Tyler Wilber (260).

#### NCAA Division I Rankings (Top-25)

As of games through May 28 the Redhawks rank among the top 25 NCAA Division I teams home runs per game (23rd, 1.6) and home runs (22nd, 86). Individually, Tyler Wilber is 20th in RBI (68) and 24th in RBI per game (1.3), and Jevon Mason rates 20th in runs (65) and 25th in runs per game (1.2). Kyle Miller is 24th in victories (8).

#### Stealing the Show

Andrew Keck is 11-of-16 on the basepaths this season. Keck has 45 stolen bases and is ninth on Southeast Missouri's all-time career stolen base list. Jevon Mason leads SEMO in stolen bases with 16 in 19 attempts.



## SOUTHEAST MISSOURI BASEBALL NOTES

### NCAA LOUISVILLE REGIONAL // JUNE 3-6

#### Graber Goes Off

Outfielder Brett Graber hit a series best .455 with three runs, two doubles, two home runs and eight RBI in Southeast Missouri's three-game set vs. Bradley (Mar. 4-5). Graber went 5-for-11 at the plate. He also walked twice, boasted a 1.182 slugging percentage and finished with a .538 on-base percentage against the Braves.

#### Double-Digit Hits

Southeast Missouri registered double-digit hits in 25 games. SEMO is 21-4 in games when it gets 10 or more hits. It finished with a season-high 16 hits vs. Saint Louis (Mar. 1) and Valparaiso (Mar. 13).

#### RBI Guys

Tyler Wilber and Andrew Keck are first and third in the Ohio Valley Conference with 73 and 67 RBI, respectively. Wilber (22) and Keck (19) have combined for 41 multiple-RBI games this season.

#### Huge Week for Keck

Andrew Keck hit safely in three of Southeast Missouri's four wins last week. A native of St. Louis, Missouri, Keck opened the week by going 4-for-5 with a double, grand slam, career-high four runs and career-best seven RBI vs. Saint Louis (Mar. 1). The grand slam was Keck's second of the season that came in a three-day span. He also went 3-for-4 with two runs and one RBI vs. Bradley (Mar. 5) after finishing with two hits and two RBI the day before against the Braves. SEMO swept BU for its second series sweep of the season. For the week, Keck hit .563 (9-for-16) with nine runs, a double, grand slam, 11 RBI, three stolen bases and three walks. He boasted a .813 slugging percentage and .600 on-base percentage, as well.

#### Career Day for Keck

Catcher Andrew Keck went 4-for-5 with a grand slam, double, two singles, four runs scored, two stolen bases and seven RBI to lead Southeast Missouri to its win over Saint Louis (Mar. 1). Keck hit safely in each of his first three at-bats. His four runs and seven RBI are new career-highs, while his four hits match a career-best. Keck leads the team with a .412 batting average.

#### Grand Slamming

Andrew Keck hit his second grand slam in three days against Saint Louis (Mar. 1). Keck launched his team-high third home run of the season over the left field wall in the bottom of the sixth inning. He smashed his first career grand slam to help send Southeast Missouri to a 10-2 win over Bellarmine (Feb. 27). That round-tripper came in the bottom of the first inning against the Knights.

#### Mason Plays Strong

Leadoff man Jevon Mason is Southeast Missouri's fourth-leading hitter with a .318 batting average. Mason ranks first on the team in runs (70), fourth in doubles (12) and third in home runs (13). He is also third on the team in slugging percentage (.592) and second in on-base percentage (.438) through 57 starts.

#### Over .300

Southeast Missouri has four players hitting over .300 through 57 games this season. Tyler Wilber and Andrew Keck each lead the team with a .330 clip. Brett Graber (.329) and Jevon Mason (.318) follow. Those four players have accounted for 227 RBI, as well.

#### What a Weekend!

The Redhawks used a pair of extra inning victories to win their season-opening series on the road at #22 Dallas Baptist (Feb. 18-20). Southeast Missouri stunned the Patriots with 7-6 win in 12 innings on Feb. 18, a game that lasted four-and-a-half-hours. In less than 24 hours, the Redhawks turned around to come-from-behind and beat DBU, 6-5, in 10 innings during another one-run affair. SEMO claimed a series win against a ranked opponent for only the second time in program history. The Redhawks also took two of three at then-#16 Alabama to open the 2009 campaign.

#### Home-Openers

Southeast Missouri improved to 21-10 all-time in home-openers in its NCAA Division I era (since 1992). The Redhawks are now 4-2 in such games under Head Coach Andy Sawyers. Sawyers' home-opening wins came in 2022 (8-7, vs. Bellarmine), 2017 (22-2, vs. Western Illinois), 2019 (5-1, vs. Western Michigan) and 2021 (4-3, vs. Illinois State).

#### Miller Named OVC Pitcher of the Week

Southeast Missouri sophomore right-hander Kyle Miller won the first Ohio Valley Conference Pitcher of the Week award of the 2022 season on Feb. 21. Miller picked up his first win of the season at #22 Dallas Baptist on Feb. 18. He came out of the bullpen to toss six scoreless innings to help lead the Redhawks to a 12-inning one-run upset of the nationally-ranked Patriots. Miller struck out four, walked two and allowed only three hits in his first appearance of the year as SEMO posted a series win against a ranked opponent for only the second time in program history.

#### Ranked Teams Fall on Opening Day

#22 Dallas Baptist was one of six ranked teams to lose on opening day. Southeast Missouri edged the Patriots, 7-6, in 12 innings on Feb. 18. The win snapped an eight-game losing streak against ranked opponents for the Redhawks and marked their first victory over a ranked foe since Apr. 29, 2018 (10-6, vs. #20 Tennessee Tech). After getting two wins against the Patriots, Andy Sawyers now has a total of three victories over ranked teams as SEMO's head coach.

#### Vote-Getters

Southeast Missouri was one of two Ohio Valley Conference teams receiving votes in this week's National Collegiate Baseball Writers Association (NCBWA) Poll on Feb. 21. Dallas Baptist, which was ranked #22 entering the 2022 season, dropped out of the poll after losing two of three in its season-opening series against the Redhawks.

#### Redhawk Debuts

Nine players, including Spencer Parker, Joel Vaske, Ryan Malzahn, Ben Palmer, Wyatt Grant, Jason Rackers, Tommy Windt, Ethan Osborne and Anthony Klein made their Southeast Missouri debuts during opening weekend at #22 Dallas Baptist (Feb. 18-20). Palmer started three games at second base and Vaske saw action in all three contests and logged two starts. Rackers also struck out six in 5.2 innings during SEMO's game two win on Feb. 19.



## SOUTHEAST MISSOURI BASEBALL NOTES

### NCAA LOUISVILLE REGIONAL // JUNE 3-6



#### Big Hits

Down, 3-1, with one out in the top of the ninth inning of game two at #22 Dallas Baptist (Feb. 19), pinch-hitter Joel Vaske hit a three-run home run to put the Redhawks ahead. SEMO scored four runs in the inning to grab a 5-3 advantage. After DBU hit a two-run home run to send the game to extra innings in the bottom of the ninth, Brett Graber hit a two-out single to score Andrew Keck for the game-winner. Keck doubled, went to third on a wild pitch and scored the winning run on Graber's hit. Vaske hit .333 with two extra base hits, two runs, four RBI, a .788 slugging percentage and .455 on-base percentage in his first three games as a Redhawk.

#### Season-Openers

Southeast Missouri improved to 13-18 all-time in season-openers during its NCAA Division I era (since 1992). SEMO is now 4-2 in such games under Head Coach Andy Sawyers. SEMO beat Western Michigan at home in 2019, UT Arlington in Nacogdoches, Texas in 2017, South Alabama in Mobile, Alabama in 2021 and #22 Dallas Baptist in Dallas, Texas for Sawyers' season-opening victories.

#### Season 64

The 2022 campaign marks Southeast Missouri's 64th year of college baseball. The Redhawks are in their 31st season as an NCAA Division I program. SEMO is 1,431-1,158 all-time and 896-770-1 at the NCAA Division I level since the inception of its baseball program. The Redhawks have a 447-302-1 record in Ohio Valley Conference play. SEMO won five OVC regular-season titles (2002, 2014, 2015, 2016, 2021), five OVC Tournament crowns (1998, 2002, 2016, 2021, 2022) and made five NCAA Tournament appearances (1998, 2002, 2016, 2021, 2022) in program history.

#### OVC Preseason Favorite

Southeast Missouri was tabbed the preseason favorite in the 2022 Ohio Valley Conference Baseball Preseason Poll on Feb. 10. The reigning OVC regular-season and tournament champion, SEMO received eight of the possible 18 first-place nods in the overall voting by league Head Coaches and Communication Directors. SEMO accumulated a total of 114 points, while Murray State – which the Redhawks beat to win the OVC Tournament crown in 2021 – was picked second with four first-place votes and 104

points. Morehead State (93 pts.), Austin Peay (87 pts.) and Belmont (86 pts.) round out the top five, while SIU Edwardsville (55 pts.), Eastern Illinois (50 pts.), Tennessee Tech (43 pts.) and UT Martin (16 pts.) complete the nine-team predicted order of finish.

#### 2022 Redhawks

The Redhawks 2022 roster consists of 38 players, including four seniors, 16 juniors, nine sophomores and nine freshmen. Southeast Missouri returns five position starters and two starting pitchers. SEMO also has each of its top five hitters back from last season.

#### Wilber Named OVC Preseason Player of the Year

Senior shortstop Tyler Wilber was voted the 2022 Ohio Valley Conference Preseason Player of the Year. A native of Los Alamitos, California, Wilber started all 52 games last season. A Second-Team All-OVC pick, he was Southeast Missouri's leading hitter with a .378 batting average. Wilber also led the Redhawks in RBI (49), total bases (109), slugging percentage (.542), and hits (76). He finished the regular-season with a league-best .400 batting average. Additionally, Wilber was a semifinalist for the Brooks Wallace Award.

#### Batting Titles

Tyler Wilber won the Ohio Valley Conference regular-season batting title twice in his career to date. Wilber was hitting .400 at the end of regular-season play in 2021 and hit .383 during the 2019 campaign.

#### What a Career!

Tyler Wilber is in his fourth-year as Southeast Missouri's starting shortstop. Wilber has a career batting average of .367. His batting average is the second-highest in a career among players in SEMO's NCAA Division I era behind Todd Shylanski (.387, 1991-92). Wilber ranks fourth all-time among the Redhawks career leaders in batting average and sixth in on-base percentage (.467). He has 260 hits, 154 runs, 53 doubles, six triples, 29 home runs and 174 RBI in 181 starts.

#### Mason Secures Preseason All-OVC Honors

Left fielder Jevon Mason joined Tyler Wilber on this year's Preseason All-Ohio Valley Conference Team. Mason, who hails from West Des Moines, Iowa, made the league's

All-Tournament Team in his first year as a Redhawk in 2021. He ranked second on the team with a .350 batting average behind Wilber. Mason led Southeast Missouri with 14 doubles and boasted a team-best .447 on-base percentage.

#### 181 and Counting

Tyler Wilber has never missed a start in his Southeast Missouri career. The shortstop has started 181 consecutive games as the most experienced player on the roster. Wilber committed only nine errors in 52 starts at short in 2021. He has played every inning of his SEMO career.

#### What a Spring!

Southeast Missouri's baseball (23-2), softball (14-0) and women's tennis (4-2) teams went a combined 31-4 at home this season. The women's tennis team won this year's OVC Tournament crown and punched its ticket to the NCAA Tournament for the first time ever. Meanwhile, the SEMO men's track & field team recently won the OVC Outdoor Championships completing a sweep of both the indoor and outdoor crowns.

#### Keck One of 16 Semifinalists for Buster Posey Award

Southeast Missouri catcher Andrew Keck was selected as one of 16 semifinalists for the 2022 Buster Posey National Collegiate Catcher of the Year Award, The Greater Wichita Area Sports Commission announced. Statistics on each catcher named to the watch list were pulled on May 9, 2022. Key criterion in determining the semifinalists is that they must be the starting catcher for their team in 70% of the games, their batting average must be above .200 and have a minimum of 120 at bats. There were several nominees that did not meet the criteria to move forward in the selection process. Ballots will be sent to the national voting committee at the end of May for a vote to determine the three finalists. The finalists will be announced June 7, 2022. A final vote among the national committee will occur during the College World Series. All finalists will be brought to Wichita and the winner will be announced on June 29, 2022.

#### From Walk-On to Scholarship

What a rookie season right-hander Kyle Miller had for Southeast Missouri in 2021. Miller,



## **SOUTHEAST MISSOURI BASEBALL NOTES**

### **NCAA LOUISVILLE REGIONAL // JUNE 3-6**

who joined the team as a walk-on, compiled a 4-2 record in 20 appearances and five starts. He rated third on the team with 52 strikeouts in 51.1 innings. Miller picked up his first career save on six outs in the Redhawks season-opening win at South Alabama a year ago and then finished his freshman year by throwing a complete game two-hitter with 10 strikeouts in the Redhawks Ohio Valley Conference Tournament Championship win over Murray State. Miller begins his 2022 campaign as a scholarship player.

#### **2022 Schedule**

A 55-game schedule with 25 matchups at Capaha Field is in store for the Southeast Missouri baseball team this upcoming 2022 season. SEMO opens its season with a three-game series at reigning Missouri Valley Conference regular-season and tournament champion Dallas Baptist on Feb. 18-20. DBU is one of four NCAA Tournament teams from last season included on the Redhawks 2022 docket. Southeastern Conference member Ole Miss, which hosted the NCAA Regional SEMO played in during the 2021 campaign, will welcome the Redhawks for a midweek tilt on Apr. 19. Indiana State and Oklahoma State are the other 2021 NCAA Tournament participants. SEMO heads to ISU for a two-game set on Mar. 15-16 and travels to OSU (May 6-8) for its final non-conference series. OSU was runner-up in the Big 12 Conference Tournament last season. The Redhawks also face Kentucky (Feb. 22), Bellarmine, Saint Louis (Mar. 1, Mar. 29), Bradley (Mar. 4-6), Arkansas State (Mar. 8, Apr. 5), Valparaiso (Mar. 11-13), Missouri State (Mar. 18-20, May 10) and Southern Illinois (Apr. 12, Apr. 26) in non-conference action. SEMO hosts Bellarmine in its home-opening weekend on Feb. 25-27. The Redhawks 24-game Ohio Valley Conference schedule begins with a home series against SIU Edwardsville (Mar. 25-27). Murray State (Apr. 8-10), Morehead State (Apr. 22-24) and UT Martin (May 13-15) round out SEMO's home OVC foes. SEMO will make trips to Austin Peay (Apr. 1-3), Tennessee Tech (Apr. 14-16), Belmont (Apr. 29-May 1) and Eastern Illinois (May 19-21) for its four conference road series.

#### **OVC Tournament Moves to Lexington**

For the first time in 2022, the OVC Baseball Championship will be held at the Lexington Legends Ballpark in Lexington, Kentucky on May 25-28. Since 2001, the Championship has been held at four other neutral locations, including Paducah, Kentucky (2001-09), Jackson, Tennessee (2010-16, 2021), Oxford, Alabama (2017-18) and Marion, Illinois (2019).







# SOUTHEAST MISSOURI BASEBALL NOTES

## NCAA LOUISVILLE REGIONAL // JUNE 3-6

### 2022 OVC Tournament Statistics

### 2022 Southeast Missouri Baseball Overall Statistics for Southeast Missouri (as of May 29, 2022) ( Sorted by Batting avg)

Record: 3-1 Home: 0-0 Away: 0-0 Neutral: 3-1 OVC: 0-0

Player	avg	gp-gs	ab	r	h	2b	3b	hr	rbi	tb	slg%	bb	hp	so	gdp	ob%	sf	sh	sb-att	po	a	e	fld%
1 MASON, Jevon	.533	4-4	15	5	8	1	0	1	4	12	.800	6	0	3	0	.667	0	0	0-1	11	0	0	1.000
9 WILBER, Tyler	.467	4-4	15	5	7	0	0	2	5	13	.867	3	1	0	0	.550	1	0	0-0	1	16	0	1.000
14 LEEPER, Peyton	.444	3-2	9	0	4	0	0	0	2	4	.444	0	0	2	0	.444	0	0	0-0	1	4	0	1.000
10 ANDREWS, Lincoln	.412	4-4	17	3	7	2	0	2	6	15	.882	2	0	7	0	.474	0	0	0-0	36	1	1	.974
8 STAUSS, Ty	.308	4-4	13	4	4	0	0	0	2	4	.308	4	1	5	0	.500	0	1	0-0	11	0	0	1.000
12 KECK, Andrew	.267	4-4	15	6	4	0	0	3	8	13	.867	4	1	3	1	.450	0	0	0-0	23	3	1	.963
11 PALMER, Ben	.200	4-4	15	4	3	0	0	0	1	3	.200	3	0	1	1	.333	0	0	0-1	6	10	1	.941
23 GRABER, Brett	.143	4-4	14	4	2	0	0	1	2	5	.357	3	1	4	1	.333	0	2	2-2	13	0	0	1.000
5 SPERLING, Danny	.133	4-4	15	2	2	0	0	0	1	2	.133	3	0	4	0	.278	0	0	0-0	7	4	0	1.000
19 PARKER, Spencer	.000	3-2	7	1	0	0	0	0	1	0	.000	0	1	4	0	.125	0	0	0-0	1	0	0	1.000
21 VASKE, Joel	.000	2-0	1	0	0	0	0	0	0	0	.000	1	0	1	0	.500	0	0	0-0	0	0	0	.000
Totals	.301	4	136	34	41	3	0	9	32	71	.522	29	5	34	3	.439	1	3	2-4	111	41	3	.981
Opponents	.229	4	140	23	32	8	1	6	20	60	.429	21	4	29	3	.341	2	1	0-0	105	38	1	.993

LOB - Team (35), Opp (35). DPs turned - Team (3), Opp (4). CI - Team (1), KECK, A. 1. IBB - Team (1), WILBER, T. 1, Opp (1).  
Picked off - MASON, J. 1.

### ( Sorted by Earned run avg)

Player	era	w-l	app	gs	cg	sho	sv	ip	h	r	er	bb	so	2b	3b	hr	b/avg	wp	hp	bk	sfa	sha
31 CISNEROS, Blake	0.00	0-0	3	0	0	0/0	1	6.1	2	0	0	4	5	1	0	0	.118	0	0	0	1	0
37 RALLS, Hunter	0.00	0-0	1	0	0	0/0	0	2.1	4	0	0	1	2	0	0	0	.364	1	0	0	0	0
7 MILLER, Kyle	0.00	0-0	2	0	0	0/0	0	1.1	3	1	0	1	1	1	1	0	.375	0	0	0	0	0
38 MALENFANT, Hayden	0.00	0-0	1	0	0	0/0	0	1.0	0	0	0	0	0	0	0	0	.000	0	1	0	0	0
26 WILMA, Collin	2.70	0-0	1	1	0	0/0	0	3.1	3	1	1	3	1	1	0	0	.231	0	0	0	0	0
20 RACKERS, Jason	3.38	1-0	2	2	0	0/0	0	10.2	8	5	4	1	9	1	0	1	.195	0	2	0	0	0
18 NIZNIK, Noah	6.75	0-0	1	0	0	0/0	0	1.1	1	1	1	0	1	0	0	1	.200	0	0	0	0	0
28 KLEIN, Anthony	6.75	1-0	1	0	0	0/0	0	1.1	2	1	1	1	2	1	0	0	.333	0	0	0	0	0
27 WILLIAMS, Austin	9.00	1-1	2	0	0	0/0	0	5.0	4	5	5	4	5	3	0	1	.222	1	0	0	0	1
25 OSBORNE, Ethan	10.38	0-0	1	1	0	0/0	0	4.1	4	5	5	4	2	0	0	2	.250	1	1	0	1	0
30 WINDT, Tommy	99.00	0-0	1	0	0	0/0	0	0.0	1	4	3	2	1	0	0	1	.500	1	0	0	0	0
Totals	4.86	3-1	4	4	0	0/0	1	37.0	32	23	20	21	29	8	1	6	.229	4	4	0	2	1
Opponents	8.74	1-3	4	4	0	0/0	1	35.0	41	34	34	29	34	3	0	9	.301	2	5	0	1	3

PB - Team (1), KECK, A. 1, Opp (1). Pickoffs - Team (0), Opp (1).

**SOUTHEAST MISSOURI BASEBALL NOTES**  
**NCAA LOUISVILLE REGIONAL // JUNE 3-6**




**WEDNESDAY**  
**Games 1, 2, 3 & 4**  
**(Single Elimination)**

**THURSDAY**  
**Games 5 & 6**

**FRIDAY**  
**Games 7, 8 & 9**

**SATURDAY**  
**Game 10**

*You've got to*  
**OVC it!**



**2022 OVC Baseball Championship**  
**May 25-28 • Lexington, Ky.**



# SOUTHEAST MISSOURI BASEBALL NOTES

## NCAA LOUISVILLE REGIONAL // JUNE 3-6

### 2022 Southeast Missouri Baseball Tennessee Tech vs Southeast Mo. 05-26-22 at Lexington, KY (Wild Health Field)

#### Tennessee Tech 11 (30-25)

#### Southeast Mo. 10 (34-20)

Player	ab	r	h	rbi	bb	so	po	a	lob	Player	ab	r	h	rbi	bb	so	po	a	lob
JOHNSON, E. ss	5	1	1	2	1	0	3	3	1	MASON, Jevon lf	5	1	2	1	1	1	2	0	2
LACY 3b	3	2	1	2	0	0	1	1	0	GRABER, Brett cf	4	2	1	1	0	1	3	0	0
HINCHMAN lf	2	1	0	0	3	2	0	0	0	WILBER, Tyler ss	4	1	2	1	1	0	0	4	1
GUARDINO rf	4	1	2	3	1	0	1	0	0	KECK, Andrew c	4	2	2	3	1	1	5	0	0
ODOM p	0	0	0	0	0	0	0	1	0	STAUSS, Ty dh	4	2	2	0	1	2	0	0	1
CRESTA p	0	0	0	0	0	0	0	0	0	ANDREWS, Lincoln 1b	5	1	2	4	0	2	11	0	3
GILLILAND c	4	0	1	2	1	0	13	1	2	SPERLING, Danny 2b	4	0	1	0	0	2	2	4	1
DYER, J. 1b	4	1	1	1	1	1	8	0	3	LEEPER, Peyton 3b	1	0	0	0	0	1	0	1	0
JONES, L. dh	2	1	0	0	1	2	0	0	2	PALMER, Ben 3b/2b	4	1	0	0	1	0	3	2	0
GILLESPIE ph	0	0	0	0	1	0	0	0	0	PARKER, Spencer rf	3	0	0	0	0	2	1	0	1
GREEN pr/rf	1	1	0	0	0	1	0	0	0	VASKE, Joel ph/rf	1	0	0	0	1	1	0	0	0
HATTIER 2b	2	1	0	0	1	0	0	2	0	RACKERS, Jason p	0	0	0	0	0	0	0	0	0
NEWSOM ph	1	0	1	0	0	0	0	0	0	WINDT, Tommy p	0	0	0	0	0	0	0	0	0
SPARDONE 2b	0	0	0	0	0	0	0	1	0	CISNEROS, Blake p	0	0	0	0	0	0	0	0	0
TURNER, A. cf	4	2	1	1	0	0	1	0	0	NIZNIK, Noah p	0	0	0	0	0	0	0	1	0
SMITH, Bro. p	0	0	0	0	0	0	0	0	0	WILLIAMS, Austin p	0	0	0	0	0	0	0	0	0
TAYLOR, C. p	0	0	0	0	0	0	0	0	0	MILLER, Kyle p	0	0	0	0	0	0	0	0	0
BERRY p	0	0	0	0	0	0	0	0	0	Totals	39	10	12	10	6	13	27	12	9
SYLVESTER p	0	0	0	0	0	0	0	0	0										
HOLLEY p	0	0	0	0	0	0	0	0	0										
Totals	32	11	8	11	10	6	27	9	8										

Score by Innings	1	2	3	4	5	6	7	8	9	R	H	E
Tennessee Tech	2	4	0	0	0	1	0	4	0	11	8	1
Southeast Mo.	0	2	0	0	3	3	0	0	2	10	12	1

E - HATTIER(4); KECK, A.(7). DP - SEMO 2. LOB - TTU 8; SEMO 9. 2B - LACY(14); GILLILAND(6); TURNER, A.(4); MASON, J.(13); ANDREWS, L.(11). HR - JOHNSON, E.(14); GUARDINO(16); DYER, J.(12); GRABER, B.(9); KECK, A.(15); ANDREWS, L.(14). HBP - LACY; GRABER, B.. SH - HATTIER(2). SF - LACY(3). CS - MASON, J.(3). Reached on CI - TURNER, A..

Tennessee Tech	ip	h	r	er	bb	so	ab	bf	np	Southeast Mo.	ip	h	r	er	bb	so	ab	bf	np
SMITH, Bro.	2.0	2	2	2	2	3	8	10	60	RACKERS, Jason	1.0	1	2	2	0	1	4	5	19
TAYLOR, C.	2.0	0	0	0	2	3	6	8	40	WINDT, Tommy	0.0	1	4	3	2	1	2	5	26
BERRY	0.1	3	3	3	0	1	4	4	19	CISNEROS, Blake	3.2	1	0	0	4	2	9	14	57
SYLVESTER	2.1	3	3	3	1	4	10	12	36	NIZNIK, Noah	1.1	1	1	1	0	1	5	5	20
HOLLEY	0.1	0	0	0	0	0	1	1	2	WILLIAMS, Austin	1.2	2	4	4	3	0	6	10	28
ODOM	1.0	4	2	2	0	1	7	7	23	MILLER, Kyle	1.1	2	0	0	1	1	6	7	23
CRESTA	1.0	0	0	0	1	1	3	4	13										

Win - HOLLEY (3-0). Loss - WILLIAMS, A. (6-3). Save - CRESTA (1).  
WP - ODOM(8); WINDT, T.(4); WILLIAMS, A.(5). HBP - by RACKERS, J. (LACY); by SYLVESTER (GRABER, B.). CI - KECK, A..  
Pitches/strikes: SMITH, Bro. 60/31; TAYLOR, C. 40/24; BERRY 19/11; SYLVESTER 36/27; HOLLEY 2/2; ODOM 23/16; CRESTA 13/8; RACKERS, J. 19/11; WINDT, T. 26/14; CISNEROS, B. 57/30; NIZNIK, N. 20/11; WILLIAMS, A. 28/16; MILLER, K. 23/13.

Umpires - HP: Cedric Coleman 1B: CJ Burdette 2B: Nate Huber 3B: Matthew Willbanks  
Start: 4:02 PM Time: 4:02 Attendance: 543  
Weather: 73, Overcast, Wind SW9  
Game notes:  
Game 6 of the 2022 OVC Baseball Championship (Final Four opening round).  
Weather Delay of 4:48 in the top of the first inning.  
WINDT, T. faced 5 batters in the 2nd.  
SMITH, Bro. faced 1 batter in the 3rd.  
ODOM faced 3 batters in the 9th.



**SOUTHEAST MISSOURI BASEBALL NOTES**  
**NCAA LOUISVILLE REGIONAL // JUNE 3-6**



**2022 Southeast Missouri Baseball**  
**SIUE vs Southeast Mo.**  
**05-27-22 at Lexington, Ky. (Wild Health Field)**

**SIUE 6 (27-28)**

**Southeast Mo. 14 (35-20)**

Player	ab	r	h	rbi	bb	so	po	a	lob
JOHNSON, Brett cf	4	0	0	1	1	1	1	0	0
WELL, Richie 3b	3	0	2	2	1	0	2	3	0
KIFFER, Connor ss	5	1	2	1	0	1	4	1	3
ORF, Brennan lf	3	1	2	1	1	0	3	0	0
BUNTEN, Brady dh	5	0	0	0	0	1	0	0	3
ARNTSON, Ole 1b	3	0	1	0	1	0	6	0	3
ROES, Nic ph	1	0	0	0	0	0	0	0	0
OWUSU-ASIEDU, Avery rf	5	2	1	0	0	2	2	0	0
PATTAN, Steven c	3	1	1	0	1	0	6	1	2
MIZE, Drew 2b	3	1	1	0	1	1	0	1	0
PIERSON, Brett ph	1	0	0	0	0	0	0	0	1
WATERHOUSE, Quinn p	0	0	0	0	0	0	0	0	0
KUBIK, Alec p	0	0	0	0	0	0	0	0	0
SCHERER, Alex p	0	0	0	0	0	0	0	0	0
DIXON, Kyle p	0	0	0	0	0	0	0	0	0
SMITH, Spencer p	0	0	0	0	0	0	0	0	0
EVERHART, Ben p	0	0	0	0	0	0	0	0	0
Totals	36	6	10	5	6	6	24	6	12

Player	ab	r	h	rbi	bb	so	po	a	lob
MASON, Jevon lf	2	2	1	1	4	1	4	0	0
GRABER, Brett cf	3	2	1	1	3	1	1	0	0
WILBER, Tyler ss	3	2	3	3	1	0	1	4	0
KECK, Andrew rf	4	1	0	1	1	1	3	0	0
STAUSS, Ty c	3	1	1	2	2	0	6	0	4
ANDREWS, Lincoln 1b	4	1	2	1	2	1	7	0	5
SPERLING, Danny 2b	4	2	0	1	2	0	5	0	2
PALMER, Ben 3b	3	2	1	1	2	0	0	4	0
PARKER, Spencer dh	4	1	0	1	0	2	0	0	2
OSBORNE, Ethan p	0	0	0	0	0	0	0	1	0
KLEIN, Anthony p	0	0	0	0	0	0	0	0	0
RALLS, Hunter p	0	0	0	0	0	0	0	0	0
MALENFANT, Hayden p	0	0	0	0	0	0	0	0	0
Totals	30	14	9	12	17	6	27	9	14

Score by Innings	1	2	3	4	5	6	7	8	9	R	H	E
SIUE	2	3	0	0	0	1	0	0	0	6	10	0
Southeast Mo.	0	0	1	0	8	3	0	2	X	14	9	0

DP - SIUE 1. LOB - SIUE 12; SEMO 14. 2B - OWUSU-ASIEDU(12). HR - KIFFER(6); ORF(13); WILBER, T.(17). HBP - ORF; PATTAN; WILBER, T.; KECK, A.; STAUSS, T.; PARKER, S.. SF - WELL(5); WILBER, T.(5). SB - GRABER, B. 2(13). CS - PALMER, B.(1).

SIUE	ip	h	r	er	bb	so	ab	bf	np
WATERHOUSE, Quinn	4.0	5	1	1	4	2	15	19	71
KUBIK, Alec	0.0	1	3	3	2	0	1	3	14
SCHERER, Alex	0.0	1	4	4	3	0	1	4	20
DIXON, Kyle	1.0	0	1	1	2	2	3	7	36
SMITH, Spencer	0.0	0	3	3	3	0	0	4	19
EVERHART, Ben	3.0	2	2	2	3	2	10	15	62

Southeast Mo.	ip	h	r	er	bb	so	ab	bf	np
OSBORNE, Ethan	4.1	4	5	5	4	2	16	22	86
KLEIN, Anthony	1.1	2	1	1	1	2	6	7	33
RALLS, Hunter	2.1	4	0	0	1	2	11	12	46
MALENFANT, Hayden	1.0	0	0	0	0	0	3	4	13

Win - KLEIN, A. (2-0). Loss - SCHERER (0-3). Save - None.

WP - DIXON(10); OSBORNE, E.(1); RALLS, H.(4). HBP - by OSBORNE, E. (ORF); by DIXON (WILBER, T.); by DIXON (KECK, A.); by SMITH, S (PARKER, S.); by EVERHART (STAUSS, T.); by MALENFANT, H (PATTAN). Pitches/strikes: WATERHOUSE 71/41; KUBIK 14/4; SCHERER 20/7; DIXON 36/16; SMITH, S 19/5; EVERHART 62/32; OSBORNE, E. 86/53; KLEIN, A. 33/19; RALLS, H. 46/30; MALENFANT, H 13/9.

Umpires - HP: Brandon Bennett 1B: Nate Huber 2B: Travis Rose 3B: Alex Ransom

Start: 11:03 PM Time: 3:55 Attendance:

Weather: 63, Mostly Cloudy, Wind SW13

Game notes:

Game 7 of the 2022 OVC Baseball Championship.

Elimination Game.

KUBIK faced 3 batters in the 5th.

SCHERER faced 4 batters in the 5th.

SMITH, S faced 4 batters in the 6th.



# SOUTHEAST MISSOURI BASEBALL NOTES

## NCAA LOUISVILLE REGIONAL // JUNE 3-6

### 2022 Southeast Missouri Baseball Tennessee Tech vs Southeast Mo. 05-27-22 at Lexington, Ky. (Wild Health Field)

#### Tennessee Tech 2 (30-27)

Player	ab	r	h	rbi	bb	so	po	a	lob
JOHNSON, E. ss	4	1	1	0	0	0	0	2	0
LACY 3b	4	0	1	1	0	1	0	2	1
HINCHMAN lf	3	0	0	0	1	1	1	1	0
GUARDINO rf	4	0	1	0	0	0	1	0	2
GILLILAND c	3	0	1	0	1	1	7	1	0
DYER, J. dh	4	0	0	0	0	2	0	0	1
GILLESPIE 1b	2	0	0	0	2	1	7	1	0
SPARDONE 2b	2	0	0	0	0	0	4	2	2
NEWSOM ph	1	1	1	1	0	0	0	0	0
HATTIER 2b	0	0	0	0	0	0	1	0	0
JONES, L. ph	1	0	0	0	0	1	0	0	0
TURNER, A. cf	4	0	1	0	0	1	3	1	1
MEADOWS p	0	0	0	0	0	0	0	1	0
MYERS p	0	0	0	0	0	0	0	0	0
CRESTA p	0	0	0	0	0	0	0	0	0
HOLLEY p	0	0	0	0	0	0	0	0	0
Totals	32	2	6	2	4	8	24	11	7

#### Southeast Mo. 5 (36-20)

Player	ab	r	h	rbi	bb	so	po	a	lob
MASON, Jevon lf	4	1	3	0	0	1	1	0	0
GRABER, Brett cf	2	0	0	0	0	0	6	0	1
WILBER, Tyler ss	3	1	1	0	1	0	0	3	0
KECK, Andrew c	4	1	1	3	0	0	7	2	2
STAUSS, Ty rf	3	1	1	0	1	1	3	0	0
VASKE, Joel rf	0	0	0	0	0	0	0	0	0
ANDREWS, Lincoln 1b	4	1	3	1	0	1	8	0	0
LEEPER, Peyton 3b	4	0	2	1	0	1	0	1	0
PALMER, Ben 2b	4	0	1	0	0	1	2	2	0
SPERLING, Danny dh	4	0	1	0	0	1	0	0	4
WILMA, Collin p	0	0	0	0	0	0	0	1	0
CISNEROS, Blake p	0	0	0	0	0	0	0	0	0
WILLIAMS, Austin p	0	0	0	0	0	0	0	0	0
Totals	32	5	13	5	2	6	27	9	7

Score by Innings	1	2	3	4	5	6	7	8	9	R	H	E
Tennessee Tech	0	0	1	0	0	0	1	0	0	2	6	0
Southeast Mo.	0	0	0	0	1	0	1	3	X	5	13	0

DP - TTU 2; SEMO 1. LOB - TTU 7; SEMO 7. 2B - JOHNSON, E.(14); GUARDINO(12); TURNER, A.(5); ANDREWS, L.(12). HR - NEWSOM(3); KECK, A.(16); ANDREWS, L.(15). SH - GRABER, B. 2(4).

Tennessee Tech	ip	h	r	er	bb	so	ab	bf	np	Southeast Mo.	ip	h	r	er	bb	so	ab	bf	np
MEADOWS	6.0	7	2	2	1	5	22	24	81	WILMA, Collin	3.1	3	1	1	3	1	13	16	68
MYERS	1.0	2	1	1	0	1	4	4	14	CISNEROS, Blake	2.1	1	0	0	0	2	7	7	30
CRESTA	0.2	4	2	2	1	0	5	7	16	WILLIAMS, Austin	3.1	2	1	1	1	5	12	13	52
HOLLEY	0.1	0	0	0	0	0	1	1	5										

Win - WILLIAMS, A. (7-3). Loss - MYERS (5-2). Save - None.

PB - KECK, A.(7). Pitches/strikes: MEADOWS 81/52; MYERS 14/9; CRESTA 16/12; HOLLEY 5/3; WILMA, C. 68/37; CISNEROS, B. 30/22; WILLIAMS, A. 52/33.

Umpires - HP: Nate Huber 1B: Travis Rose 2B: Alex Ransom 3B: Brandon Bennett

Start: 7:41 pm Time: 2:56 Attendance: 498

Weather: 64, Overcast, Wind SW6

Game notes:

Game 9 of the 2022 OVC Baseball Championship.

Loser's Bracket Final (Elimination Game)

MEADOWS faced 2 batters in the 7th.

MYERS faced 1 batter in the 8th.

**SOUTHEAST MISSOURI BASEBALL NOTES**  
**NCAA LOUISVILLE REGIONAL // JUNE 3-6**



**2022 Southeast Missouri Baseball**  
**Southeast Mo. vs Belmont**  
**05-28-22 at Lexington, Ky. (Wild Health Field)**

**Southeast Mo. 5 (37-20)**

**Belmont 4 (39-20)**

Player	ab	r	h	rbi	bb	so	po	a	lob	Player	ab	r	h	rbi	bb	so	po	a	lob
MASON, Jevon lf	4	1	2	2	1	0	4	0	0	Shacklett lf	4	0	0	0	0	1	1	0	0
GRABER, Brett cf	5	0	0	0	0	2	3	0	2	Lowry lf	1	0	0	0	0	0	1	0	0
PARKER, Spencer rf	0	0	0	0	0	0	0	0	0	Behrends rf	5	0	0	0	0	3	3	0	0
WILBER, Tyler ss	5	1	1	1	0	0	0	5	1	Lipscomb cf	4	1	3	0	1	0	2	0	0
KECK, Andrew c	3	2	1	1	2	1	8	1	0	Heaton 1b	5	2	3	1	0	1	10	0	1
STAUSS, Ty rf/cf	3	0	0	0	0	2	2	0	0	Landers dh	4	1	0	0	0	1	0	0	2
ANDREWS, Lincoln 1b	4	0	0	0	0	3	10	1	1	Hedges pr	0	0	0	0	0	0	0	0	0
LEEPER, Peyton 3b	4	0	2	1	0	0	1	2	0	Crider ph	1	0	0	0	0	0	0	0	0
PALMER, Ben 2b	4	1	1	0	0	0	1	2	1	Ehren pr	0	0	0	0	0	0	0	0	0
SPERLING, Danny dh	3	0	0	0	1	1	0	0	0	Jarvis 3b	5	0	1	0	0	2	1	4	2
RACKERS, Jason p	0	0	0	0	0	0	1	0	0	Campbell c	4	0	1	1	0	0	10	1	0
MILLER, Kyle p	0	0	0	0	0	0	0	0	0	Capobianco 2b	3	0	0	0	0	1	1	2	0
CISNEROS, Blake p	0	0	0	0	0	0	0	0	0	Taylor ss	4	0	0	0	0	0	1	5	3
Totals	35	5	7	5	4	9	30	11	5	Borders p	0	0	0	0	0	0	0	0	0
										Baird p	0	0	0	0	0	0	0	0	0
										Brennan p	0	0	0	0	0	0	0	0	0
										Totals	40	4	8	2	1	9	30	12	8

Score by Innings	1	2	3	4	5	6	7	8	9	10	R	H	E
Southeast Mo.	0	0	0	0	0	0	1	0	1	3	5	7	2
Belmont	0	0	0	1	0	0	0	1	0	2	4	8	0

E - ANDREWS, L.(4); PALMER, B.(10). DP - BEL 1. LOB - SEMO 5; BEL 8. 2B - Heaton(19). 3B - Heaton(4). HR - MASON, J.(14); WILBER, T.(18); KECK, A.(17). HBP - Capobianco. SH - STAUSS, T.(4).

Southeast Mo.	ip	h	r	er	bb	so	ab	bf	np	Belmont	ip	h	r	er	bb	so	ab	bf	np
RACKERS, Jason	9.2	7	3	2	1	8	37	39	121	Borders	7.0	2	1	1	4	4	21	26	88
MILLER, Kyle	0.0	1	1	0	0	0	2	2	6	Baird	1.0	1	0	0	0	1	4	4	15
CISNEROS, Blake	0.1	0	0	0	0	1	1	1	7	Brennan	2.0	4	4	4	0	4	10	10	31

Win - RACKERS, J. (6-3). Loss - Brennan (3-5). Save - CISNEROS, B. (2).  
HBP - by RACKERS, J. (Capobianco). PB - Campbell(5). Pitches/strikes: RACKERS, J. 121/79; MILLER, K. 6/4; CISNEROS, B. 7/4; Borders 88/48; Baird 15/12; Brennan 31/22.

Umpires - HP: Jeff Wright 1B: Matthew Wilbanks 2B: Cedric Coleman 3B: CJ Burdette

Start: 12:03 PM Time: 2:48 Attendance: 620

Weather: 70, Mostly Sunny, Wind W6

Game notes:

Championship Game of the 2022 OVC Baseball Championship. (Game 10)

Winner clinches the OVC Automatic Bid into the NCAA Tournament.



# SOUTHEAST MISSOURI BASEBALL NOTES

## NCAA LOUISVILLE REGIONAL // JUNE 3-6

No.	Name	Pos.	Ht.	Wt.	Cl.	B/T	Hometown (High School/College)
1	Jevon Mason	OF	5-11	202	Jr.	R/R	West Des Moines, Iowa (West Des Moines Valley/Iowa Western CC)
2	Cole Warehime	INF	6-1	185	Fr.	R/R	Downers Grove, Ill. (Downers Grove South)
5	Danny Sperling	INF	6-1	188	Jr.	L/R	Wauconda, Ill. (Wauconda/McHenry County College)
6	Jakob Lewis	INF	5-10	170	Fr.	R/R	Sparkman, Ala. (Sparkman)
7	Kyle Miller	UT	6-2	210	So.	R/R	Eureka, Mo. (Eureka)
8	Ty Stauss	UT	5-10	190	So.	L/R	Wildwood, Mo. (Lafayette)
9	Tyler Wilber	INF	6-3	225	Sr.	R/R	Los Alamitos, Calif. (Los Alamitos/Long Beach City College)
10	Lincoln Andrews	INF	6-4	228	So.	L/R	Canon City, Colo. (Canon City )
11	Ben Palmer	INF	6-3	180	So.	R/R	Fridley, Minn. (Totino-Grace/Iowa Western CC)
12	Andrew Keck	C	6-3	220	Jr.	R/R	St. Louis, Mo. (St. John Vianney)
14	Peyton Leeper	UT	5-11	200	So.	S/R	Mokane, Mo. (South Callaway)
15	Joseph Karall	RHP	6-2	218	So.	R/R	St. Albert, Alberta (Bellerose Composite/Cloud County CC)
16	Wyatt Grant	C	6-1	205	Jr.	R/R	Burkburnett, Texas (Burkburnett/Seward County CC)
17	Josh Cameron	OF	6-4	195	Jr.	R/L	Pflugerville, Texas (Hendrickson/Butler County CC)
18	Noah Niznik	LHP	5-11	196	Jr.	L/L	Imperial, Mo. (St. John Vianney)
19	Spencer Parker	OF	6-1	210	Jr.	L/R	Lee's Summit, Mo. (Lee's Summit/Iowa Western CC)
20	Jason Rackers	RHP	6-7	225	Sr.	R/R	Jefferson City, Mo. (Blair Oaks/Tennessee)
21	Joel Vaske	OF	6-1	205	Jr.	R/R	Dyersville, Iowa (Beckman/Kirkwood CC)
22	Jeb Callaghan	LHP	6-1	222	Jr.	L/L	Yakima, Wash. (Naches Valley/George Washington)
23	Brett Graber	OF	6-0	190	Jr.	R/R	Sacramento, Calif. (Capital Christian School/Cosumnes River College)
24	Fischer Rausch	RHP	6-5	237	So.	R/R	St. Louis, Mo. (Valley Park)
25	Ethan Osborne	LHP	6-1	180	Fr.	L/L	Ashland, Mo. (Southern Boone)
26	Collin Wilma	RHP	6-4	190	So.	R/R	Tinley Park, Ill. (Tinley Park)
27	Austin Williams	RHP	6-3	210	Sr.	R/R	Judsonia, Ark. (White County Central/Three Rivers CC)
28	Anthony Klein	RHP	6-1	225	R-Fr.	R/R	St. Louis, Mo. (Parkway Central)
30	Tommy Windt	UT	6-3	212	Jr.	R/R	Orland Park, Ill. (Carl Sandburg/South Suburban College)
31	Blake Cisneros	LHP	6-1	208	Jr.	L/L	Fenton, Mo. (Rockwood Summit)
32	Connery O'Donnell	RHP	6-3	212	Jr.	R/R	Milliken, Colo. (Roosevelt/Garden City CC)
33	Bryce Grossius	RHP	6-2	210	Jr.	R/R	St. Louis, Mo. (St. Mary's)
34	Alex Esker	LHP	6-4	200	Fr.	L/L	St. Louis, Mo. (Christian Brothers College)
35	Ryan Malzahn	OF	6-4	203	R-Fr.	R/R	O'Fallon, Mo. (O'Fallon Christian)
36	Weston Brockhouse	RHP	6-7	195	Fr.	R/R	Mt Vernon, Ill. (Mt. Vernon/Rend Lake College)
37	Hunter Ralls	RHP	6-3	190	Jr.	R/R	Anna, Ill. (Anna-Jonesboro)
38	Hayden Malenfant	RHP	6-2	197	Sr.	R/R	Whitby, Ontario (Sinclair Secondary/Southeastern CC)
39	Corbin Guthman	RHP	6-3	190	Fr.	R/R	Murphysboro, Ill. (Murphysboro)
44	Matt Perego	RHP	6-7	252	Jr.	R/R	Ballwin, Mo. (Parkway West/John A. Logan College)
45	Tanner Mueller	RHP	6-5	205	Fr.	R/R	Wentzville, Mo. (Lutheran St. Charles)
55	Noah Stone	RHP	6-8	283	So.	R/R	St. Louis, Mo. (Lutheran South/Three Rivers CC)

### Coaches & Staff

- 3 Andy Sawyers, Head Coach (Sixth Year)
- Trevor Ezell, Assistant Coach/Hitting (Second Year)
- Dan McKinney, Assistant Coach/Pitching (First Year)
- Drew Millwood, Director of Analytics (Second Year)
- Austin Spainhour, Volunteer Assistant Coach (First Year)
- Ryan Napoli, Strength & Conditioning
- Mike Patke, Athletic Trainer
- Connor Rooney, Manager
- Connor Martin, Manager
- Ben Kouba, Manager
- Evan Gray, Manager

### Pronunciations

- |                |                            |
|----------------|----------------------------|
| Bryce Grossius | grocius (like grocery)     |
| Joseph Karall  | carroll                    |
| Jevon Mason    | JUH-von                    |
| Noah Niznik    | nez-nick                   |
| Matt Perego    | purr-ay-go                 |
| Ty Stauss      | stauss (sounds like house) |
| Joel Vaske     | vass-key                   |



# SOUTHEAST MISSOURI BASEBALL NOTES

## NCAA LOUISVILLE REGIONAL // JUNE 3-6



No.	Name	Pos.	Ht.	Wt.	Cl.	B/T	Hometown (High School/College)
10	Lincoln Andrews	INF	6-4	228	So.	L/R	Canon City, Colo. (Canon City )
36	Weston Brockhouse	RHP	6-7	195	Fr.	R/R	Mt Vernon, Ill. (Mt. Vernon/Rend Lake College)
22	Jeb Callaghan	LHP	6-1	222	Jr.	L/L	Yakima, Wash. (Naches Valley/George Washington)
17	Josh Cameron	OF	6-4	195	Jr.	R/L	Pflugerville, Texas (Hendrickson/Butler County CC)
31	Blake Cisneros	LHP	6-1	208	Jr.	L/L	Fenton, Mo. (Rockwood Summit)
34	Alex Esker	LHP	6-4	200	Fr.	L/L	St. Louis, Mo. (Christian Brothers College)
23	Brett Graber	OF	6-0	190	Jr.	R/R	Sacramento, Calif. (Capital Christian School/Cosumnes River College)
16	Wyatt Grant	C	6-1	205	Jr.	R/R	Burkburnett, Texas (Burkburnett/Seward County CC)
33	Bryce Grossius	RHP	6-2	210	Jr.	R/R	St. Louis, Mo. (St. Mary's)
39	Corbin Guthman	RHP	6-3	190	Fr.	R/R	Murphysboro, Ill. (Murphysboro)
15	Joseph Karall	RHP	6-2	218	So.	R/R	St. Albert, Alberta (Bellerose Composite/Cloud County CC)
12	Andrew Keck	C	6-3	220	Jr.	R/R	St. Louis, Mo. (St. John Vianney)
28	Anthony Klein	RHP	6-1	225	R-Fr.	R/R	St. Louis, Mo. (Parkway Central)
14	Peyton Leeper	UT	5-11	200	So.	S/R	Mokane, Mo. (South Callaway)
6	Jakob Lewis	INF	5-10	170	Fr.	R/R	Sparkman, Ala. (Sparkman)
38	Hayden Malenfant	RHP	6-2	197	Sr.	R/R	Whitby, Ontario (Sinclair Secondary/Southeastern CC)
35	Ryan Malzahn	OF	6-4	203	R-Fr.	R/R	O'Fallon, Mo. (O'Fallon Christian)
1	Jevon Mason	OF	5-11	202	Jr.	R/R	West Des Moines, Iowa (West Des Moines Valley/Iowa Western CC)
7	Kyle Miller	UT	6-2	210	So.	R/R	Eureka, Mo. (Eureka)
45	Tanner Mueller	RHP	6-5	205	Fr.	R/R	Wentzville, Mo. (Lutheran St. Charles)
18	Noah Niznik	LHP	5-11	196	Jr.	L/L	Imperial, Mo. (St. John Vianney)
32	Connery O'Donnell	RHP	6-3	212	Jr.	R/R	Milliken, Colo. (Roosevelt/Garden City CC)
25	Ethan Osborne	LHP	6-1	180	Fr.	L/L	Ashland, Mo. (Southern Boone)
11	Ben Palmer	INF	6-3	180	So.	R/R	Fridley, Minn. (Totino-Grace/Iowa Western CC)
19	Spencer Parker	OF	6-1	210	Jr.	L/R	Lee's Summit, Mo. (Lee's Summit/Iowa Western CC)
44	Matt Perego	RHP	6-7	252	Jr.	R/R	Ballwin, Mo. (Parkway West/John A. Logan College)
20	Jason Rackers	RHP	6-7	225	Sr.	R/R	Jefferson City, Mo. (Blair Oaks/Tennessee)
37	Hunter Ralls	RHP	6-3	190	Jr.	R/R	Anna, Ill. (Anna-Jonesboro)
24	Fischer Rausch	RHP	6-5	237	So.	R/R	St. Louis, Mo. (Valley Park)
5	Danny Sperling	INF	6-1	188	Jr.	L/R	Wauconda, Ill. (Wauconda/McHenry County College)
8	Ty Stauss	UT	5-10	190	So.	L/R	Wildwood, Mo. (Lafayette)
55	Noah Stone	RHP	6-8	283	So.	R/R	St. Louis, Mo. (Lutheran South/Three Rivers CC)
21	Joel Vaske	OF	6-1	205	Jr.	R/R	Dyersville, Iowa (Beckman/Kirkwood CC)
2	Cole Warehime	INF	6-1	185	Fr.	R/R	Downers Grove, Ill. (Downers Grove South)
9	Tyler Wilber	INF	6-3	225	Sr.	R/R	Los Alamitos, Calif. (Los Alamitos/Long Beach City College)
27	Austin Williams	RHP	6-3	210	Sr.	R/R	Judsonia, Ark. (White County Central/Three Rivers CC)
26	Collin Wilma	RHP	6-4	190	So.	R/R	Tinley Park, Ill. (Tinley Park)
30	Tommy Windt	UT	6-3	212	Jr.	R/R	Orland Park, Ill. (Carl Sandburg/South Suburban College)

### Roster Breakdown

Total Squad Members	38
Seniors	4
Juniors	16
Sophomores	9
Freshmen	9
Newcomers	14
Position Starters Returning/Lost	5/4
Starting Pitchers Returning/Lost	2/1






**SOUTHEAST MISSOURI BASEBALL NOTES**  
**NCAA LOUISVILLE REGIONAL // JUNE 3-6**



**Jevon Mason**  
OF / 5-11 / 202 / Jr. / R/R  
West Des Moines, Iowa



**Cole Warehime**  
INF / 6-1 / 185 / Fr. / R/R  
Downers Grove, Ill.



**Danny Sperling**  
INF / 6-1 / 188 / Jr. / L/R  
Wauconda, Ill.



**Jakob Lewis**  
INF / 5-10 / 170 / Fr. / R/R  
Sparkman, Ala.



**Kyle Miller**  
UT / 6-2 / 210 / So. / R/R  
Eureka, Mo.



**Ty Stauss**  
UT / 5-10 / 190 / So. / L/R  
Wildwood, Mo.



**Tyler Wilber**  
INF / 6-3 / 225 / Sr. / R/R  
Los Alamitos, Calif.



**Lincoln Andrews**  
INF / 6-4 / 228 / So. / L/R  
Canon City, Colo.



**Ben Palmer**  
INF / 6-3 / 180 / So. / R/R  
Fridley, Minn.



**Andrew Keck**  
C / 6-3 / 220 / Jr. / R/R  
St. Louis, Mo.



**Peyton Leeper**  
UT / 5-11 / 200 / So. / S/R  
Mokane, Mo.



**Joseph Karall**  
RHP / 6-2 / 218 / So. / R/R  
St. Albert, Alberta, Canada



**Wyatt Grant**  
C / 6-1 / 205 / Jr. / R/R  
Burkburnett, Texas



**Josh Cameron**  
OF / 6-4 / 195 / Jr. / R/L  
Pflugerville, Texas



**Noah Niznik**  
LHP / 5-11 / 196 / Jr. / L/L  
St. Louis, Mo.




**Spencer Parker**  
OF / 6-1 / 210 / Jr. / L/R  
Lee's Summit, Mo.




**Jason Rackers**  
RHP / 6-7 / 225 / Sr. / R/R  
Jefferson City, Mo.



**Joel Vaske**  
OF / 6-1 / 205 / Jr. / R/R  
Dyersville, Iowa



**Jeb Callaghan**  
LHP / 6-1 / 222 / Jr. / L/L  
Yakima, Wash.



**Brett Graber**  
OF / 6-0 / 190 / Jr. / R/R  
Sacramento, Calif.




**Fischer Rausch**  
RHP / 6-5 / 237 / So. / R/R  
St. Louis, Mo.



**Ethan Osborne**  
LHP / 6-1 / 180 / Fr. / L/L  
Ashland, Mo.



**Collin Wilma**  
RHP / 6-4 / 190 / So. / R/R  
Tinley Park, Ill.



**Austin Williams**  
RHP / 6-3 / 210 / Sr. / R/R  
Judsonia, Ark.



**Anthony Klein**  
RHP / 6-1 / 225 / R-Fr. / R/R  
St. Louis, Mo.



**SOUTHEAST MISSOURI BASEBALL NOTES**  
**NCAA LOUISVILLE REGIONAL // JUNE 3-6**



**Tommy Windt**  
 UT / 6-3 / 212 / Jr. / R/R  
 Orland Park, Ill.




**Blake Cisneros**  
 LHP / 6-1 / 208 / Jr. / L/L  
 Fenton, Mo.




**Connery O'Donnell**  
 RHP / 6-3 / 212 / Jr. / R/R  
 Milliken, Colo.



**Bryce Grossius**  
 RHP / 6-2 / 210 / Jr. / R/R  
 St. Louis, Mo.



**Alex Esker**  
 LHP / 6-4 / 200 / Fr. / L/L  
 St. Louis, Mo.



**Ryan Malzahn**  
 OF / 6-4 / 203 / R-Fr. / R/R  
 O'Fallon, Mo.



**Weston Brockhouse**  
 RHP / 6-7 / 195 / Fr. / R/R  
 Mt. Vernon, Ill.



**Hunter Ralls**  
 RHP / 6-3 / 190 / Jr. / R/R  
 Anna, Ill.




**Hayden Malenfant**  
 RHP / 6-2 / 197 / Sr. / R/R  
 Whitby, Ontario



**Corbin Guthman**  
 RHP / 6-3 / 190 / Fr. / R/R  
 Murphysboro, Ill.



**Matt Perego**  
 RHP / 6-7 / 252 / Jr. / R/R  
 Ballwin, Mo.



**Tanner Mueller**  
 RHP / 6-5 / 205 / Fr. / R/R  
 Wentzville, Mo.



**Noah Stone**  
 RHP / 6-8 / 283 / So. / R/R  
 St. Louis, Mo.



**Andy Sawyers**  
 Head Coach  
 Sixth Year



**Trevor Ezell**  
 Assistant Coach/Hitting  
 Second Year



**Dan McKinney**  
 Assistant Coach/Pitching  
 First Year



**Drew Millwood**  
 Director of Analytics  
 Second Year



**Austin Spainhour**  
 Volunteer Assistant  
 First Year




**Connor Rooney**  
 Manager



**Connor Martin**  
 Manager



**Ben Kouba**  
 Manager



**Evan Gray**  
 Manager



**Mike Patke**  
 Athletic Trainer



**Ryan Napoli**  
 Strength & Conditioning

**OVC TOURNAMENT CHAMPIONS | 1998 • 2002 • 2016 • 2021 • 2022**  
**NCAA TOURNAMENT | 1998 • 2002 • 2016 • 2021 • 2022**



## ANDY SAWYERS

### HEAD COACH

**A**ndy Sawyers is the reigning Ohio Valley Conference Coach of the Year after leading Southeast Missouri to the league's regular-season and tournament titles, and the program's fourth NCAA Tournament berth in 2021.

Sawyers looks to carry the momentum into the 2022 campaign, his sixth year as SEMO's head coach.

The Redhawks finished their championship season with an overall 30-22 record and 17-10 in the OVC. SEMO recorded 30 wins in a season for the first time with Sawyers at the helm and posted series wins in eight of its nine series against league foes in 2021.

Sawyers coached his first OVC Specialty Award-Winner when left-hander Dylan Dodd was tabbed the league's Pitcher of the Year.

Dodd later became the

highest draft pick in program history when he was selected in the third round by the Atlanta Braves in the 2021 Major League Draft. Additionally, Dodd wrapped up his final college season as a Second-Team Collegiate Baseball All-American.

Statistically, SEMO led the OVC with 14 saves and a .967 fielding percentage after committing just 49 errors in 52 contests. The Redhawks were also second in the conference in wins as their 30 victories marked the most in a season in five years.

In 2020, SEMO had an overall record of 9-8 and a 2-1 mark in OVC play when its season abruptly ended due to a global COVID-19 pandemic. The Redhawks heated up to win seven of nine contests prior to the end of competition.

The Redhawks led the OVC in

batting average (.314), hits (188), triples (9), plate appearances (707), at-bats (598), hit by pitch (26), stolen bases (36), fewest walks allowed (54) and fielding percentage (.976), and rated second in slugging percentage (.503), on-base percentage (.404), runs (129), RBI (121) and home runs (21) at the time their 2020 campaign came to a close. SEMO also ranked among the top 10 teams in the nation in hits (6th) and triples (8th).

Individually, Justin Dirden led the conference in slugging percentage (.900), RBI (26), home runs (9), hits (29), total bases (63) and stolen bases (9) before signing as an undrafted free agent with the Houston Astros.

Shortstop Tyler Wilber topped the OVC in runs (26) and center fielder Danny Wright tied a league-high with 29 hits when play was suspended.

Pitching wise, left-handers Dylan Dodd (2-1, 36 Ks) and Noah Niznik (3-0, 15 Ks) were a combined 5-1 with 51 strikeouts and two complete game shutouts through four starts in 2020.

Before they took the field in 2019, the Redhawks ushered in a state-of-the-art hitting facility adjacent to Capaha Field. The 4,000-square foot facility can fit up to four batting cages and is equipped with portable pitching mounds. It also had HitTrax Rapsodo technology which is used to enhance overall player performance through real-time stats and performance metrics.

SEMO went 23-32 during an injury-riddled 2019 campaign. The Redhawks played without five of their position starters for much of the season.

Despite the misfortune with injuries, SEMO had a pair of All-OVC performers in Wilber



## SOUTHEAST MISSOURI BASEBALL NOTES

### NCAA LOUISVILLE REGIONAL // JUNE 3-6



and Niznik.

A First-Team selection, Wilber led the OVC with a .383 batting average and was the Redhawks leader in hits (80) doubles (19), triples (3), RBI (40), slugging percentage (.531) and on-base percentage (.480).

Niznik, who landed a spot on the All-Newcomer Team, started 13 games as a freshman. He led the team with a 3.63 ERA, ranked second in innings (62) and third in both strikeouts (49) and wins (3).

The year before that, Sawyers guided the 2018 squad to the program's 13th consecutive OVC Tournament berth as the Redhawks finished 27-30 overall and second in the conference with a 20-10 record.

That team produced three First-Team All-OVC performers, including Carlos Vega, Trevor Ezell and Dirden.

Sawyers was hired as the sixth head coach in program history on July 29, 2016.

In his first year as an NCAA Division I head coach in 2017, Sawyers led the Redhawks to a winning season (29-26 overall, 16-14 OVC). He also picked up his first career OVC Tournament win along the way.

First-Team pick Dan Holst, Second-Team selections Brian Lees, Chris Osborne, Justin Murphy and Clay Chandler, and All-Newcomer Team member Danny Wright formed a group of six All-OVC players in Sawyers' debut season as a Division I head coach.

In all, Sawyers has two decades worth of collegiate coaching experience.

Prior to arriving in Cape Girardeau, he worked two seasons as the Associate Head

Coach/Offensive Coordinator at Big 12 Conference member Kansas State. There, Sawyers oversaw the hitters and catchers, while helping coordinate recruiting efforts.

Sawyers has coached in two College World Series, two NCAA Super Regionals and nine NCAA Tournaments during his coaching tenure. He has mentored 40 Major League Baseball draft picks, including two first-round selections and nine top-10 round picks.

The Wildcats ranked fourth in the Big 12 offensively with a .284 team batting average in 2016. K-State's offense registered a .400 slugging percentage and .372 on-base percentage, scored 335 runs, had 550 hits, belted 100 doubles, notched 17 triples, and finished with 30 home runs and 300 RBI.

Sawyers coached freshman Josh Rolette who garnered Louisville Slugger Freshman All-American honors in 2016. He also helped mentor Jake Scudder who was named Big 12 Newcomer of the Year. The Wildcats had three student-athletes on the All-Big 12 Teams that season.

The 2015 and 2016 campaigns were Sawyers' second stint at K-State.

He previously served as an assistant coach for the Wildcats in 2009 and 2010. Sawyers helped lead K-State to an 80-30-1 record and the first two NCAA Regional appearances in school history over that span.

The 2009 season was a year of power for the Wildcats under Sawyers. The team hit 22 triples and 58 home runs, most in both categories since 1997. The offense shined when it came to

stolen bases as the 149 steals were second-most in the nation and just two shy of breaking the Big 12 record. Overall, the team finished among Big 12 leaders in on-base percentage (2nd, .399), runs scored (2nd, 458), hits (2nd, 675), RBI (2nd, 420), doubles (3rd, 123), and fewest strikeouts (4th, 393).

Six Wildcats claimed All-Big 12 honors in 2009, including outfielder Nick Martini, who also garnered Louisville Slugger Freshman All America honors, and Justin Bloxom and Carter Jurica, who finished fourth and eighth, respectively, in the Big 12 in batting average.

The 2010 squad matched the success of 2009 by also reaching the NCAA postseason, and the offense topped the previous season totals in batting average (.323 in 2010; .317 in 2009), runs per game (7.6 vs. 7.4) and OBP (.426 vs. .399).

Before K-State, Sawyers spent four seasons as Associate Head Coach at Texas A&M (2011-14). Those four seasons at Texas

A&M represented the end of Sawyers' five-year stint with the Aggies after he spent 2008 as a volunteer assistant coach.

In each of those five seasons, Sawyers helped Texas A&M reach an NCAA Regional while also winning a pair of Big 12 championships. In addition, he coached standouts Tyler Naquin - 2011 Big 12 Player of the Year, All-American and a first round pick by the Cleveland Indians in 2012 - and Krey Bratson, a 2011 Freshman All-American.

Before his appointment at Texas A&M in 2008, Sawyers worked with current Aggie head coach Rob Childress as an assistant coach and recruiting coordinator at Nebraska from 2003-07.

While in Lincoln, he helped the Huskers earn four trips to the NCAA Tournament, including an appearance at the 2005 College World Series. Sawyers, who lettered two years at Nebraska, worked with 12 Huskers who were selected in the MLB Draft, including Alex





## SOUTHEAST MISSOURI BASEBALL NOTES

### NCAA LOUISVILLE REGIONAL // JUNE 3-6

Collegiate Baseball.

After working as the volunteer assistant at Nebraska in 2000, Sawyers worked the 2001 and 2002 seasons as head coach at Hutchinson Community College, compiling an 87-30 record and two postseason berths. In 2001, the Dragons went 40-16 and won the Jayhawk West Sub-Regional, while the 2002 squad set a school record with 47 wins and was ranked as high as seventh by the NJCAA.

Sawyers' coaching career began at Northwestern (La.)

State in 1999 as a volunteer assistant coach, helping the Demons finish second in the Southland Conference.

He first played collegiately at Point Loma (Calif.) Nazarene College in 1994. Following a year off, he played at Mendocino (Calif.) Junior College in 1996 before finishing up his playing career at Nebraska.

A native of Willits, California, Sawyers received his bachelor (1998) and master's (2000) degrees from Nebraska. He is married to the former Dena

Lindeblad and the couple have two sons, Andrew James (A.J.) and Alex.



## ■ The Sawyers File

### Experience:

22nd Year (Sixth at SEMO)

### Hometown:

Willits, Calif.

### Birthdate:

May 24, 1975

### Alma Mater:

Nebraska, 1998

### Education:

B.A. History (Nebraska)  
M.S. Education (Nebraska)

### Date Hired:

July 29, 2016

### Family:

Wife - Dena  
Children - A.J., Alex

### Playing Experience:

Point Loma Nazarene, 1994  
Mendocino College, 1996  
Nebraska, 1997-98

### Coaching Experience:

Northwestern State, Volunteer Asst., 1999  
Nebraska, Volunteer Asst., 2000  
Hutchinson CC, Head Coach, 2001-02  
Nebraska, Assistant Coach, 2003-07  
Texas A&M, Volunteer Asst., 2008  
Kansas State, Assistant Coach, 2009-10  
Texas A&M, Assoc. Head Coach, 2011-14  
Kansas State, Assoc. Head Coach, 2015-16  
Southeast Missouri, Head Coach, 2017-pr.

### Sawyers' Year-by-Year Records

Year	School	Assignment	Record	Conf./Finish	Postseason
1999	Northwestern State	Volunteer Assistant	38-21	18-9/2nd	-
2000	Nebraska	Volunteer Assistant	51-17	21-9/2nd	NCAA Super Regional
2001	Hutchinson CC	Head Coach	40-16	-	Sub-Regional
2002	Hutchinson CC	Head Coach	47-11	-	Sub-Regional
2003	Nebraska	Assistant Coach	47-18	20-7/1st	NCAA Regional
2004	Nebraska	Assistant Coach	36-23	11-16/8th	-
2005	Nebraska	Assistant Coach	57-15	19-8/1st	NCAA College World Series
2006	Nebraska	Assistant Coach	42-17	17-10/3rd	NCAA Regional
2007	Nebraska	Assistant Coach	32-27	14-13/4th	NCAA Regional
2008	Texas A&M	Volunteer Assistant	46-19	19-8/1st	NCAA Super Regional
2009	Kansas State	Assistant Coach	43-18-1	14-11-1/4th	NCAA Regional
2010	Kansas State	Assistant Coach	37-22	14-12/3rd	NCAA Regional
2011	Texas A&M	Assoc. Head Coach	47-22	19-8/t1st	NCAA College World Series
2012	Texas A&M	Assoc. Head Coach	43-18	16-8/2nd	NCAA Regional
2013	Texas A&M	Assoc. Head Coach	34-29	13-16/6th	NCAA Regional
2014	Texas A&M	Assoc. Head Coach	36-26	14-16/5th	NCAA Regional
2015	Kansas State	Assoc. Head Coach	27-30	10-14/6th	-
2016	Kansas State	Assoc. Head Coach	26-31	8-16/8th	-
2017	Southeast Missouri	Head Coach	29-26	16-14/5th	OVC Tournament
2018	Southeast Missouri	Head Coach	27-30	20-10/2nd	OVC Tournament
2019	Southeast Missouri	Head Coach	23-32	10-20/10th	-
2020*	Southeast Missouri	Head Coach	9-8	2-1	-
2021	Southeast Missouri	Head Coach	30-22	17-10/1st	NCAA Regional
2022	Southeast Missouri	Head Coach	37-20	16-8/2nd	NCAA Regional

\* - Season ended due to COVID-19 pandemic

### Overall Record as a Head Coach: 242-165 (8 years)

Record at Southeast Missouri, 155-138, 81-63 Ohio Valley Conference (6 years)

Record at Hutchinson CC, 87-27 (2 years)

Record as a college associate head coach, 213-156

Record as a college assistant coach, 294-140-1

Record as a volunteer assistant coach, 135-57

### Coaching Honors

2021 OVC Coach of the Year

**SOUTHEAST MISSOURI BASEBALL NOTES**  
**NCAA LOUISVILLE REGIONAL // JUNE 3-6**



**2022 Statistics**

Record: 37-20 Home: 23-2 Away: 11-17 Neutral: 3-1 OVC: 16-8

Player	avg	gp-gs	ab	r	h	2b	3b	hr	rbi	tb	slg%	bb	hp	so	gdp	ob%	sf	sh	sb-att	po	a	e	fld%
9 WILBER, Tyler	.330	57-57	230	53	76	14	0	18	73	144	.626	27	3	33	9	.400	5	1	0-0	70	142	10	.955
12 KECK, Andrew	.330	55-55	218	47	72	15	2	17	67	142	.651	25	4	35	6	.404	3	0	11-16	416	31	7	.985
23 GRABER, Brett	.329	57-57	210	41	69	16	3	9	44	118	.562	36	7	62	5	.443	0	4	13-18	155	1	1	.994
1 MASON, Jevon	.318	57-57	223	70	71	13	3	14	43	132	.592	42	10	47	1	.438	6	0	16-19	106	3	2	.982
8 STAUSS, Ty	.268	48-42	164	27	44	6	1	5	24	67	.409	17	2	39	6	.344	0	4	0-0	58	2	0	1.000
19 PARKER, Spencer	.244	35-23	86	16	21	6	0	2	11	33	.384	11	3	29	1	.350	0	0	0-2	25	0	2	.926
10 ANDREWS, Lincoln	.242	55-55	211	43	51	12	0	15	44	108	.512	22	6	73	5	.329	1	4	0-1	407	16	4	.991
14 LEEPER, Peyton	.229	55-52	188	44	43	6	0	6	29	67	.356	39	7	45	6	.377	2	6	7-7	34	78	12	.903
5 SPERLING, Danny	.222	33-22	81	14	18	4	0	0	14	22	.272	15	5	18	2	.376	0	2	1-1	34	26	3	.952
21 VASKE, Joel	.202	47-32	114	22	23	5	0	4	20	40	.351	23	7	56	1	.368	0	2	8-10	68	0	0	1.000
11 PALMER, Ben	.201	55-51	174	38	35	5	1	5	28	57	.328	16	6	48	1	.289	1	3	6-7	77	122	10	.952
-----																							
16 GRANT, Wyatt	.100	8-4	10	1	1	0	0	0	0	1	.100	3	1	7	0	.357	0	1	0-0	21	4	0	1.000
35 MALZAHN, Ryan	.048	13-6	21	2	1	1	0	0	1	2	.095	0	1	12	0	.091	0	0	0-0	8	0	0	1.000
28 KLEIN, Anthony	.000	1-0	1	0	0	0	0	0	0	0	.000	0	0	0	0	.000	0	0	0-0	1	1	0	1.000
30 WINDT, Tommy	.000	1-0	1	0	0	0	0	0	0	0	.000	0	0	1	0	.000	0	0	0-0	3	4	0	1.000
Totals	.272	57	1932	418	525	103	10	95	398	933	.483	276	62	505	43	.377	18	27	62-81	1498	485	56	.973
Opponents	.277	57	1989	348	550	104	12	79	327	915	.460	222	38	498	34	.357	19	15	49-61	1481	480	69	.966

LOB - Team (416), Opp (440). DPs turned - Team (38), Opp (50). CI - Team (3), KECK, A. 3. IBB - Team (5), WILBER, T. 3, KECK, A. 1, PALMER, B. 1, Opp (8). Picked off - GRABER, B. 2, MASON, J. 1, KECK, A. 1.

**(All games Sorted by Earned run avg)**

Player	era	w-l	app	gs	cg	sho	sv	ip	h	r	er	bb	so	2b	3b	hr	b/avg	wp	hp	bk	sfa	sha
7 MILLER, Kyle	2.91	8-4	23	0	0	0/0	6	43.1	36	17	14	14	46	6	2	7	.224	0	0	0	0	4
20 RACKERS, Jason	4.45	6-3	16	14	0	0/0	0	85.0	81	50	42	30	77	10	0	10	.254	13	6	1	2	6
27 WILLIAMS, Austin	4.94	7-3	24	3	0	0/0	2	54.2	59	33	30	22	67	14	2	5	.272	5	2	1	2	1
30 WINDT, Tommy	6.90	4-2	18	11	0	0/0	0	58.2	74	53	45	24	68	16	3	13	.305	4	1	1	3	2
18 NIZNIK, Noah	7.43	1-0	16	10	0	0/0	0	49.2	64	44	41	24	43	14	0	10	.306	2	1	0	1	0
-----																						
38 MALENFANT, Hayden	0.00	0-0	5	0	0	0/0	0	3.1	2	0	0	3	3	1	0	0	.167	0	1	0	1	0
31 CISNEROS, Blake	2.67	4-1	26	0	0	0/0	2	33.2	24	13	10	17	37	5	0	1	.198	9	3	0	3	0
34 ESKER, Alex	2.92	0-0	8	2	0	0/0	0	12.1	11	6	4	10	7	2	1	0	.234	0	1	0	1	0
37 RALLS, Hunter	3.40	3-2	17	1	0	0/0	0	39.2	45	22	15	12	34	8	2	5	.276	4	3	0	0	1
28 KLEIN, Anthony	4.55	2-0	20	0	0	0/0	0	29.2	26	16	15	17	36	6	0	3	.230	6	6	0	1	0
24 RAUSCH, Fischer	7.20	0-0	7	0	0	0/0	0	5.0	4	4	4	7	3	2	0	0	.235	1	0	0	1	1
25 OSBORNE, Ethan	7.92	2-1	14	5	0	0/0	0	30.2	44	28	27	10	28	6	1	7	.338	1	3	1	1	0
33 GROSSIUS, Bryce	8.71	0-2	12	7	0	0/0	0	31.0	44	33	30	18	31	6	0	11	.326	4	4	1	2	0
26 WILMA, Collin	10.38	0-2	5	4	0	0/0	0	8.2	11	10	10	6	5	3	0	0	.297	1	4	0	0	0
44 PEREGO, Matt	10.80	0-0	4	0	0	0/0	0	5.0	10	6	6	2	5	2	1	1	.417	0	3	0	0	0
22 CALLAGHAN, Jeb	11.12	0-0	5	0	0	0/0	0	5.2	7	7	7	5	7	1	0	3	.304	0	0	0	1	0
15 KARRALL, Joseph	13.50	0-0	1	0	0	0/0	0	1.1	3	2	2	0	0	0	0	1	.429	0	0	0	0	0
55 STONE, Noah	18.00	0-0	3	0	0	0/0	0	2.0	5	4	4	1	1	2	0	2	.455	1	0	0	0	0
Totals	5.52	37-20	57	57	0	0/0	10	499.1	550	348	306	222	498	104	12	79	.277	51	38	5	19	15
Opponents	6.69	20-37	57	57	2	1/1	8	493.2	525	418	367	276	505	103	10	95	.272	53	62	3	18	27

PB - Team (9), KECK, A. 7, GRANT, W. 2, Opp (5). Pickoffs - Team (10), MILLER, K. 3, RACKERS, J. 2, WILLIAMS, A. 1, RALLS, H. 1, OSBORNE, E. 1, GROSSIUS, B. 1, NIZNIK, N. 1, Opp (3). SBA/ATT - KECK, A. (36-44), WILLIAMS, A. (11-13), WINDT, T. (9-11), STAUSS, T. (9-9), RACKERS, J. (5-7), GROSSIUS, B. (5-6), CISNEROS, B. (5-5), GRANT, W. (4-5), KLEIN, A. (2-3), RALLS, H. (2-3), OSBORNE, E. (1-3), WILMA, C. (2-2), ESKER, A. (2-2), NIZNIK, N. (1-2), MILLER, K. (2-2), CALLAGHAN, J. (1-1), PEREGO, M. (1-1).



# SOUTHEAST MISSOURI BASEBALL NOTES

## NCAA LOUISVILLE REGIONAL // JUNE 3-6

### 2022 Results

Date	Opponent	Score	Inns	Overall	OVC	Pitcher of record	Attend	Time
02-18-22	at #22 Dallas Baptist	w 7-6	(12)	1-0-0	0-0-0	MILLER, K. (W 1-0)	1254	4:39
02-19-22	at #22 Dallas Baptist	w 6-5	(10)	2-0-0	0-0-0	CISNEROS, B. (W 1-0)	1004	3:13
02-20-22	at #22 Dallas Baptist	L 5-13	9	2-1-0	0-0-0	WILLIAMS, A. (L 0-1)	988	3:21
02-26-22	BELLARMINE	w 8-7	(11)	3-1-0	0-0-0	MILLER, K. (W 2-0)	224	3:57
02-27-22	BELLARMINE-1	w 10-2	9	4-1-0	0-0-0	NIZNIK, N. (W 1-0)	310	3:00
02-27-22	BELLARMINE-2	w 12-8	9	5-1-0	0-0-0	CISNEROS, B. (W 2-0)	364	3:25
03-01-22	SAINT LOUIS	w 16-5	7	6-1-0	0-0-0	WINDT, T. (W 1-0)	270	2:46
03-04-22	BRADLEY	w 16-7	9	7-1-0	0-0-0	RALLS, H. (W 1-0)	220	3:30
03-05-22	BRADLEY-1	w 11-8	7	8-1-0	0-0-0	RACKERS, J. (W 1-0)	360	2:24
03-05-22	BRADLEY-2	w 12-5	9	9-1-0	0-0-0	WINDT, T. (W 2-0)	560	3:10
03-08-22	at Arkansas State	w 14-6	9	10-1-0	0-0-0	WILLIAMS, A. (W 1-1)	63	3:45
03-12-22	VALPARAISO	w 9-1	9	11-1-0	0-0-0	RALLS, H. (W 2-0)	140	2:41
03-13-22	VALPARAISO-1	w 16-6	9	12-1-0	0-0-0	WILLIAMS, A. (W 2-1)	215	3:24
03-13-22	VALPARAISO-2	w 10-8	9	13-1-0	0-0-0	MILLER, K. (W 3-1)	195	3:12
03-15-22	at Indiana State	L 1-10	9	13-2-0	0-0-0	OSBORNE, E. (L 0-1)	143	3:04
03-16-22	at Indiana State	L 4-5	9	13-3-0	0-0-0	MILLER, K. (L 3-1)	402	2:45
03-19-22	at Missouri State-1	w 6-3	9	14-3-0	0-0-0	RACKERS, J. (W 2-0)	568	3:09
03-19-22	at Missouri State-2	L 3-9	9	14-4-0	0-0-0	RALLS, H. (L 2-1)	568	3:01
03-20-22	at Missouri State	L 5-16	9	14-5-0	0-0-0	WINDT, T. (L 2-1)	563	2:51
* 03-25-22	SIUE	w 2-1	9	15-5-0	1-0-0	RACKERS, J. (W 3-0)	515	2:19
* 03-26-22	SIUE	w 2-1	9	16-5-0	2-0-0	RALLS, H. (W 3-1)	820	2:25
* 03-27-22	SIUE	w 5-2	9	17-5-0	3-0-0	WILLIAMS, A. (W 3-1)	250	2:45
03-29-22	at Saint Louis	w 4-1	9	18-5-0	3-0-0	KLEIN, A. (W 1-0)	153	2:42
* 04-01-22	at Austin Peay	L 3-4	9	18-6-0	3-1-0	MILLER, K. (L 3-2)	344	2:25
* 04-02-22	at Austin Peay	L 7-8	9	18-7-0	3-2-0	RALLS, H. (L 3-2)	503	2:32
* 04-03-22	at Austin Peay	w 6-5	9	19-7-0	4-2-0	WINDT, T. (W 3-1)	427	2:39
04-05-22	ARKANSAS STATE	w 8-5	9	20-7-0	4-2-0	OSBORNE, E. (W 1-1)	400	3:00
* 04-08-22	MURRAY STATE	w 11-2	9	21-7-0	5-2-0	RACKERS, J. (W 4-0)	154	3:10
* 04-09-22	MURRAY STATE	w 8-5	9	22-7-0	6-2-0	MILLER, K. (W 4-2)	440	2:35
* 04-10-22	MURRAY STATE	w 11-10	9	23-7-0	7-2-0	MILLER, K. (W 5-2)	280	2:55
04-12-22	SOUTHERN ILLINOIS	L 2-3	9	23-8-0	7-2-0	GROSSIUS, B. (L 0-1)	675	3:00
* 04-14-22	at Tennessee Tech	L 3-10	9	23-9-0	7-3-0	RACKERS, J. (L 4-1)	219	3:20
* 04-15-22	at Tennessee Tech	w 9-4	9	24-9-0	8-3-0	WILLIAMS, A. (W 4-1)	319	2:56
* 04-16-22	at Tennessee Tech	L 4-7	9	24-10-0	8-4-0	GROSSIUS, B. (L 0-2)	329	2:42
04-19-22	at Ole Miss	w 13-3	9	25-10-0	8-4-0	WILLIAMS, A. (W 5-1)	8854	4:02
* 04-22-22	MOREHEAD STATE	w 8-7	(10)	26-10-0	9-4-0	MILLER, K. (W 6-2)	750	3:05
* 04-23-22	MOREHEAD STATE-1	w 16-9	9	27-10-0	10-4-0	WINDT, T. (W 4-1)	820	2:55
* 04-23-22	MOREHEAD STATE-2	w 9-8	(10)	28-10-0	11-4-0	MILLER, K. (W 7-2)	550	3:30
04-26-22	at Southern Illinois	L 6-7	(11)	28-11-0	11-4-0	MILLER, K. (L 7-3)	0	3:39
* 04-29-22	at Belmont	w 5-4	(10)	29-11-0	12-4-0	WILLIAMS, A. (W 6-1)	176	2:50
* 04-30-22	at Belmont	L 3-5	9	29-12-0	12-5-0	MILLER, K. (L 7-4)	231	2:34
* 05-01-22	at Belmont	w 11-4	9	30-12-0	13-5-0	CISNEROS, B. (W 3-0)	164	3:10
05-03-22	at Mizzou	L 3-9	9	30-13-0	13-5-0	WILMA, C. (L 0-1)	884	3:15
05-06-22	at #3 Oklahoma State	L 0-4	9	30-14-0	13-5-0	RACKERS, J. (L 4-2)	4634	2:45
05-07-22	at #3 Oklahoma State	L 6-11	9	30-15-0	13-5-0	WINDT, T. (L 4-2)	4960	3:42
05-08-22	at #3 Oklahoma State	L 3-15	7	30-16-0	13-5-0	WILLIAMS, A. (L 6-2)	4408	2:40
05-10-22	MISSOURI STATE	w 8-7	9	31-16-0	13-5-0	CISNEROS, B. (W 4-0)	573	3:02
* 05-13-22	TENNESSEE-MARTIN	L 3-10	9	31-17-0	13-6-0	RACKERS, J. (L 4-3)	495	3:17
* 05-14-22	TENNESSEE-MARTIN	w 7-6	9	32-17-0	14-6-0	MILLER, K. (W 8-4)	370	3:11
* 05-15-22	TENNESSEE-MARTIN	w 15-2	9	33-17-0	15-6-0	OSBORNE, E. (W 2-1)	370	3:15
* 05-20-22	at Eastern Illinois-1	w 6-4	9	34-17-0	16-6-0	RACKERS, J. (W 5-3)	124	2:52
* 05-20-22	at Eastern Illinois-2	L 5-7	9	34-18-0	16-7-0	CISNEROS, B. (L 4-1)	137	2:50
* 05-21-22	at Eastern Illinois	L 1-5	7	34-19-0	16-8-0	WILMA, C. (L 0-2)	107	2:00
% 05-26-22	vs Tennessee Tech	L 10-11	9	34-20-0	16-8-0	WILLIAMS, A. (L 6-3)	543	4:02
% 05-27-22	vs SIUE	w 14-6	9	35-20-0	16-8-0	KLEIN, A. (W 2-0)	0	3:55
% 05-27-22	vs Tennessee Tech	w 5-2	9	36-20-0	16-8-0	WILLIAMS, A. (W 7-3)	498	2:56
% 05-28-22	vs Belmont	w 5-4	(10)	37-20-0	16-8-0	RACKERS, J. (W 6-3)	620	2:48

\* = Conference game

% = OVC Tournament (Lexington, Ky.)

() extra inning game



**SOUTHEAST MISSOURI BASEBALL NOTES**  
**NCAA LOUISVILLE REGIONAL // JUNE 3-6**



**2022 OVC Statistics**

Record: 16-8 Home: 11-1 Away: 5-7 OVC: 16-8

Player	avg	gp-gs	ab	r	h	2b	3b	hr	rbi	tb	slg%	bb	hp	so	gdp	ob%	sf	sh	sb-att	po	a	e	fld%
23 GRABER, Brett	.363	24-24	91	18	33	9	1	4	20	56	.615	14	1	22	2	.453	0	1	3-5	66	0	1	.985
9 WILBER, Tyler	.333	24-24	96	19	32	6	0	5	25	53	.552	6	0	14	2	.362	3	1	0-0	25	53	5	.940
12 KECK, Andrew	.330	24-24	91	21	30	5	2	9	31	66	.725	11	2	12	4	.410	1	0	2-5	195	15	3	.986
8 STAUSS, Ty	.313	23-21	83	14	26	6	0	3	19	41	.494	8	1	12	4	.380	0	1	0-0	16	2	0	1.000
1 MASON, Jevon	.237	24-24	93	27	22	3	1	4	11	39	.419	11	7	17	1	.351	3	0	2-3	40	0	0	1.000
10 ANDREWS, Lincoln	.205	24-24	83	20	17	2	0	9	18	46	.554	8	6	19	3	.320	0	1	0-0	178	8	2	.989
11 PALMER, Ben	.200	24-23	80	14	16	3	0	4	12	31	.388	2	1	21	0	.229	0	2	0-0	32	54	4	.956
14 LEEPER, Peyton	.184	23-22	76	9	14	2	0	0	7	16	.211	14	3	16	3	.326	2	3	2-2	10	30	4	.909
-----																							
19 PARKER, Spencer	.227	16-12	44	9	10	5	0	1	5	18	.409	5	2	15	0	.333	0	0	0-0	16	0	2	.889
5 SPERLING, Danny	.188	8-3	16	1	3	2	0	0	2	5	.313	1	2	3	1	.316	0	1	0-0	9	7	1	.941
21 VASKE, Joel	.167	19-12	36	8	6	2	0	1	6	11	.306	7	3	18	1	.348	0	1	2-3	31	0	0	1.000
35 MALZAHN, Ryan	.000	2-2	5	0	0	0	0	0	0	0	.000	0	0	3	0	.000	0	0	0-0	0	0	0	.000
16 GRANT, Wyatt	.000	1-1	1	0	0	0	0	0	0	0	.000	0	0	1	0	.000	0	1	0-0	0	0	0	.000
Totals	.263	24	795	160	209	45	4	40	156	382	.481	87	28	173	21	.353	9	12	11-18	627	196	25	.971
Opponents	.269	24	824	130	222	39	4	27	120	350	.425	76	10	215	10	.336	7	12	19-23	623	215	26	.970

LOB - Team (148), Opp (173). DPs turned - Team (12), Opp (24). CI - Team (1), KECK, A. 1. IBB - Team (3), KECK, A. 1, WILBER, T. 1, PALMER, B. 1, Opp (5). Picked off - GRABER, B. 2, KECK, A. 1.

**(OVC games only Sorted by Earned run avg)**

Player	era	w-l	app	gs	cg	sho	sv	ip	h	r	er	bb	so	2b	3b	hr	b/avg	wp	hp	bks	sfa	sha
20 RACKERS, Jason	4.20	3-2	8	8	0	0/0	0	45.0	42	27	21	15	39	5	0	3	.251	6	3	0	1	5
-----																						
24 RAUSCH, Fischer	0.00	0-0	2	0	0	0/0	0	1.2	2	0	0	0	1	0	0	0	.286	0	0	0	0	0
55 STONE, Noah	0.00	0-0	1	0	0	0/0	0	0.0	1	0	0	0	0	1	0	0	1.000	0	0	0	0	0
37 RALLS, Hunter	2.70	1-1	5	0	0	0/0	0	10.0	9	4	3	3	10	1	1	1	.225	1	1	0	0	1
31 CISNEROS, Blake	3.18	1-1	11	0	0	0/0	1	17.0	15	8	6	7	17	3	0	1	.227	6	2	0	2	0
27 WILLIAMS, Austin	3.20	3-0	12	0	0	0/0	1	25.1	23	11	9	8	38	6	1	1	.232	2	2	0	1	0
30 WINDT, Tommy	4.11	2-0	8	7	0	0/0	0	35.0	42	22	16	11	39	9	0	8	.290	0	0	0	0	2
25 OSBORNE, Ethan	4.35	1-0	3	2	0	0/0	0	10.1	12	5	5	1	9	2	0	2	.300	0	0	0	0	0
28 KLEIN, Anthony	4.50	0-0	7	0	0	0/0	0	8.0	9	4	4	6	5	1	0	0	.300	1	2	0	1	0
7 MILLER, Kyle	4.63	5-2	12	0	0	0/0	3	23.1	20	12	12	7	25	3	1	6	.238	0	0	0	0	4
34 ESKER, Alex	6.75	0-0	2	1	0	0/0	0	2.2	5	4	2	1	2	1	1	0	.357	0	0	0	0	0
18 NIZNIK, Noah	7.56	0-0	8	5	0	0/0	0	25.0	30	23	21	13	22	5	0	4	.291	1	0	0	1	0
26 WILMA, Collin	13.50	0-1	2	1	0	0/0	0	2.2	6	4	4	2	3	1	0	0	.429	0	0	0	0	0
22 CALLAGHAN, Jeb	13.50	0-0	1	0	0	0/0	0	1.1	2	2	2	1	3	0	0	1	.333	0	0	0	0	0
33 GROSSIUS, Bryce	16.20	0-1	1	0	0	0/0	0	1.2	4	4	3	1	2	1	0	0	.500	0	0	0	1	0
Totals	4.65	16-8	24	24	0	0/0	5	209.0	222	130	108	76	215	39	4	27	.269	17	10	0	7	12
Opponents	6.28	8-16	24	24	2	0/0	3	207.2	209	160	145	87	173	45	4	40	.263	25	28	3	9	12

PB - Team (3), KECK, A. 3. Pickoffs - Team (6), MILLER, K. 2, RACKERS, J. 2, OSBORNE, E. 1, NIZNIK, N. 1, Opp (2). SBA/ATT - KECK, A. (14-18), WINDT, T. (5-5), STAUSS, T. (5-5), WILLIAMS, A. (3-4), RACKERS, J. (3-4), KLEIN, A. (2-3), CISNEROS, B. (3-3), WILMA, C. (2-2), RALLS, H. (1-1), OSBORNE, E. (0-1).





# SOUTHEAST MISSOURI BASEBALL NOTES

## NCAA LOUISVILLE REGIONAL // JUNE 3-6

### 2022 OVC Results

Date	Opponent		Score	Inns	Overall	OVC	Pitcher of record	Attend	Time
* 03-25-22	SIUE	w	2-1	9	1-0-0	1-0-0	RACKERS, J. (W 3-0)	515	2:19
* 03-26-22	SIUE	w	2-1	9	2-0-0	2-0-0	RALLS, H. (W 3-1)	820	2:25
* 03-27-22	SIUE	w	5-2	9	3-0-0	3-0-0	WILLIAMS, A. (W 3-1)	250	2:45
* 04-01-22	at Austin Peay	L	3-4	9	3-1-0	3-1-0	MILLER, K. (L 3-2)	344	2:25
* 04-02-22	at Austin Peay	L	7-8	9	3-2-0	3-2-0	RALLS, H. (L 3-2)	503	2:32
* 04-03-22	at Austin Peay	w	6-5	9	4-2-0	4-2-0	WINDT, T. (W 3-1)	427	2:39
* 04-08-22	MURRAY STATE	w	11-2	9	5-2-0	5-2-0	RACKERS, J. (W 4-0)	154	3:10
* 04-09-22	MURRAY STATE	w	8-5	9	6-2-0	6-2-0	MILLER, K. (W 4-2)	440	2:35
* 04-10-22	MURRAY STATE	w	11-10	9	7-2-0	7-2-0	MILLER, K. (W 5-2)	280	2:55
* 04-14-22	at Tennessee Tech	L	3-10	9	7-3-0	7-3-0	RACKERS, J. (L 4-1)	219	3:20
* 04-15-22	at Tennessee Tech	w	9-4	9	8-3-0	8-3-0	WILLIAMS, A. (W 4-1)	319	2:56
* 04-16-22	at Tennessee Tech	L	4-7	9	8-4-0	8-4-0	GROSSIUS, B. (L 0-2)	329	2:42
* 04-22-22	MOREHEAD STATE	w	8-7	(10)	9-4-0	9-4-0	MILLER, K. (W 6-2)	750	3:05
* 04-23-22	MOREHEAD STATE-1	w	16-9	9	10-4-0	10-4-0	WINDT, T. (W 4-1)	820	2:55
* 04-23-22	MOREHEAD STATE-2	w	9-8	(10)	11-4-0	11-4-0	MILLER, K. (W 7-2)	550	3:30
* 04-29-22	at Belmont	w	5-4	(10)	12-4-0	12-4-0	WILLIAMS, A. (W 6-1)	176	2:50
* 04-30-22	at Belmont	L	3-5	9	12-5-0	12-5-0	MILLER, K. (L 7-4)	231	2:34
* 05-01-22	at Belmont	w	11-4	9	13-5-0	13-5-0	CISNEROS, B. (W 3-0)	164	3:10
* 05-13-22	TENNESSEE-MARTIN	L	3-10	9	13-6-0	13-6-0	RACKERS, J. (L 4-3)	495	3:17
* 05-14-22	TENNESSEE-MARTIN	w	7-6	9	14-6-0	14-6-0	MILLER, K. (W 8-4)	370	3:11
* 05-15-22	TENNESSEE-MARTIN	w	15-2	9	15-6-0	15-6-0	OSBORNE, E. (W 2-1)	370	3:15
* 05-20-22	at Eastern Illinois-1	w	6-4	9	16-6-0	16-6-0	RACKERS, J. (W 5-3)	124	2:52
* 05-20-22	at Eastern Illinois-2	L	5-7	9	16-7-0	16-7-0	CISNEROS, B. (L 4-1)	137	2:50
* 05-21-22	at Eastern Illinois	L	1-5	7	16-8-0	16-8-0	WILMA, C. (L 0-2)	107	2:00

( ) extra inning game

# SOUTHEAST MISSOURI BASEBALL NOTES

## NCAA LOUISVILLE REGIONAL // JUNE 3-6



### Multiple-Hit Games

Player	2	3	4	5+	Total
Jevon Mason	19	4	1	-	24
Andrew Keck	15	7	1	-	23
Brett Graber	18	4	-	-	22
Tyler Wilber	9	7	3	-	19
Lincoln Andrews	13	2	-	-	15

### Multiple-RBI Games

Player	2	3	4	5+	Total
Tyler Wilber	13	6	3	-	22
Andrew Keck	11	4	2	2	19
Jevon Mason	13	1	-	-	14
Brett Graber	6	5	1	-	12
Lincoln Andrews	7	2	3	-	12

### Inning-by-Inning Summary

Inning	SEMO	Opp.
First	55	53
Second	36	57
Third	61	47
Fourth	31	34
Fifth	60	42
Sixth	47	40
Seventh	45	29
Eighth	47	31
Ninth	27	12
Ex	9	3
Total	418	348

### Inning-by-Inning Summary (OVC Games)

Inning	SEMO	Opp.
First	28	17
Second	12	24
Third	16	15
Fourth	8	14
Fifth	24	15
Sixth	19	13
Seventh	21	18
Eighth	15	7
Ninth	14	7
Extra	3	0
Total	160	130

### Current Hitting Streaks

Player	Games	Started
Tyler Wilber	4	5/26
Jevon Mason	4	5/26
Ben Palmer	3	5/27

### Current Reached Base Streaks

Player	Games	Started
Danny Sperling	5	5/21
Four tied with	4	-

### Career Multiple-Hit Games

Player	2	3	4	5+	Total
Tyler Wilber	46	21	9	-	76
Andrew Keck	43	12	2	-	56
Jevon Mason	29	10	1	-	40
Lincoln Andrews	18	3	1	-	22
Brett Graber	17	4	-	-	21
Peyton Leeper	18	1	-	-	19
Ty Stauss	11	2	-	-	13
Danny Sperling	7	-	-	-	7
Ben Palmer	6	-	-	-	6
Joel Vaske	5	-	-	-	5

### Career Multiple-RBI Games

Player	2	3	4	5+	Total
Tyler Wilber	24	12	3	3	42
Andrew Keck	24	9	1	-	34
Lincoln Andrews	10	3	3	1	17
Jevon Mason	13	3	-	-	16
Brett Graber	6	5	1	-	12
Ty Stauss	4	1	-	1	6
Peyton Leeper	2	2	1	-	5
Danny Sperling	2	-	1	-	3
Joel Vaske	-	3	-	-	3
Spencer Parker	1	-	-	-	1

## 1 Jevon Mason

### 2022 Season-Highs

At-Bats	5, 18x, last vs. Tennessee Tech (5/26/22)
Runs	4, 2x, last vs. UT-Martin (5/14/22)
Hits	4, vs. Missouri State (5/10/22)
Doubles	1, 13x, last vs. Tennessee Tech (5/26/22)
Triples	2, at Dallas Baptist (2/18/22)
Home Runs	1, 14x, last vs. Belmont (5/28/22)
RBI	3, 2x, last vs. Tennessee Tech (5/27/22)
Stolen Bases	2, vs. Valparaiso (3/13/22)

### Career-Highs

At-Bats	6, at UT Martin (4/13/21)
Runs	4, 2x, last vs. UT-Martin (5/14/22)
Hits	4, vs. Missouri State (5/10/22)
Doubles	2, 2x, last vs. Murray State (5/30/21)
Triples	2, at Dallas Baptist (2/18/22)
Home Runs	1, 16x, last vs. Belmont (5/28/22)
RBI	3, 4x, last vs. Tennessee Tech (5/27/22)
Stolen Bases	2, 3x last vs. Valparaiso (3/13/22)

## 2 Cole Warehime

### 2022 Season/Career-Highs

At-Bats	-
Runs	-
Hits	-
Doubles	-
Triples	-
Home Runs	-
RBI	-
Stolen Bases	-

## 5 Danny Sperling

### 2022 Season-Highs

At-Bats	4, 9x, last vs. Tennessee Tech (5/27/22)
Runs	2, vs. SIU Edwardsville (5/27/22)
Hits	2, 3x, last vs. UT-Martin (5/15/22)
Doubles	2, vs. UT-Martin (5/15/22)
Triples	-
Home Runs	-
RBI	4, vs. Bellarmine (2/27/22)
Stolen Bases	1, at Arkansas State (3/8/22)

### Career-Highs

At-Bats	4, 15x, last vs. Tennessee Tech (5/27/22)
Runs	2, 2x, last vs. SIU Edwardsville (5/27/22)
Hits	2, 8x, last vs. UT-Martin (5/15/22)
Doubles	2, vs. UT-Martin (5/15/22)
Triples	-
Home Runs	1, vs. Murray State (5/30/21)
RBI	4, vs. Bellarmine (2/27/22)
Stolen Bases	1, 2x, last at Arkansas State (3/8/22)

## 7 Kyle Miller

### 2022 Season-Highs

Innings Pitched	6.0, at Dallas Baptist (2/18/22)
Fewest Hits	0, 3x, last vs. Arkansas State (4/5/22)
Most Hits	5, vs. Valparaiso (3/13/22)
Fewest Runs	0, 11x, last vs. Tennessee Tech (5/26/22)
Most Runs	4, at Belmont (4/30/22)
Fewest Walks	0, 13x, last vs. Belmont (5/28/22)
Strikeouts	5, 3x, last vs. Morehead State (4/24/22)

### Career-Highs

Innings Pitched	9.0, vs. Murray State (5/30/21)
Fewest Hits	0, 6x, last vs. Arkansas State (4/5/22)
Most Hits	9, vs. Austin Peay (3/20/21)
Fewest Runs	0, 18x, last vs. Tennessee Tech (5/26/22)
Most Runs	5, vs. Austin Peay (3/20/21)
Fewest Walks	0, 24x, last vs. Belmont (5/28/22)
Strikeouts	10, vs. Murray State (5/30/21)

## 8 Ty Stauss

### 2022 Season-Highs

At-Bats	6, at Ole Miss (4/19/22)
Runs	2, 3x, last vs. Tennessee Tech (5/26/22)
Hits	3, 2x, last vs. Morehead State (4/23/22)
Doubles	1, 6x, last vs. UT-Martin (5/14/22)
Triples	1, at Oklahoma State (5/7/22)
Home Runs	2, at Austin Peay (4/3/22)
RBI	6, vs. Morehead State (4/23/22)
Stolen Bases	-

### Career-Highs

At-Bats	6, at Ole Miss (4/19/22)
Runs	2, 5x, last vs. Tennessee Tech (5/26/22)
Hits	3, 2x, last vs. Morehead State (4/23/22)
Doubles	1, 9x, last vs. UT-Martin (5/14/22)
Triples	1, at Oklahoma State (5/7/22)
Home Runs	2, at Austin Peay (4/3/22)
RBI	6, vs. Morehead State (4/23/22)
Stolen Bases	1, 3x, last vs. Austin Peay (3/19/21)

## 9 Tyler Wilber

### 2022 Season-Highs

At-Bats	6, 3x, last at Ole Miss (4/19/22)
Runs	3, 3x, last at Ole Miss (4/19/22)
Hits	4, 3x, last at Ole Miss (4/19/22)
Doubles	2, vs. Morehead State (4/23/22)
Triples	-
Home Runs	2, vs. Valparaiso (3/13/22)
RBI	4, 3x, last at Missouri State (3/20/22)
Stolen Bases	-

### Career-Highs

At-Bats	6, 3x, last at Ole Miss (4/19/22)
Runs	3, 8x, last at Ole Miss (4/19/22)
Hits	4, 9x, last at Ole Miss (4/19/22)
Doubles	2, 5x, last vs. Morehead State (4/23/22)
Triples	1, 5x, last vs. Tennessee Tech (4/17/21)
Home Runs	2, vs. Valparaiso (3/13/22)
RBI	6, at UT Martin (3/6/20)
Stolen Bases	1, 8x, last at Austin Peay (4/28/21)

## 10 Lincoln Andrews

### 2022 Season-Highs

At-Bats	6, at Dallas Baptist (2/18/22)
Runs	3, 2x, last vs. UT Martin (5/15/22)
Hits	3, 2x, last vs. Tennessee Tech (5/27/22)
Doubles	1, 12x, last vs. Tennessee Tech (5/27/22)
Triples	-
Home Runs	3, at Austin Peay (4/2/22)
RBI	4, 3x, last vs. Tennessee Tech (5/27/22)
Stolen Bases	-

### Career-Highs

At-Bats	6, at Dallas Baptist (2/18/22)
Runs	3, 2x, last vs. UT Martin (5/15/22)
Hits	4, at Austin Peay (4/28/21)
Doubles	1, 20x, last vs. Tennessee Tech (5/27/22)
Triples	1, at UT Martin (3/7/20)
Home Runs	3, at Austin Peay (4/2/22)
RBI	4, 3x, last vs. Tennessee Tech (5/27/22)
Stolen Bases	-

## 11 Ben Palmer

### 2022 Season/Career-Highs

At-Bats	5, 5x, last vs. UT-Martin (5/15/22)
Runs	3, vs. Valparaiso (3/13/22)
Hits	2, 6x, last at Eastern Illinois (5/20/22)
Doubles	1, 5x, last at Eastern Illinois (5/20/22)
Triples	1, vs. Valparaiso (3/13/22)
Home Runs	1, 5x, last at Belmont (4/30/22)
RBI	4, vs. Valparaiso (3/13/22)
Stolen Bases	1, 6x, last at Oklahoma State (5/7/22)



# SOUTHEAST MISSOURI BASEBALL NOTES

## NCAA LOUISVILLE REGIONAL // JUNE 3-6

### 12 Andrew Keck

2022 Season-Highs

At-Bats.....	6, 2x, last at Arkansas State (3/8/22)
Runs.....	4, 2x, last vs. Morehead State (4/23/22)
Hits.....	4, vs. Saint Louis (3/1/22)
Doubles.....	2, at Arkansas State (3/8/22)
Triples.....	1, 2x, last vs. Morehead State (4/22/22)
Home Runs.....	2, at Tennessee Tech (4/15/22)
RBI.....	7, vs. Saint Louis (3/1/22)
Stolen Bases.....	2, vs. Saint Louis (2/18/22)

Career-Highs

At-Bats.....	6, 4x, last at Arkansas State (3/8/22)
Runs.....	4, 2x, last vs. Morehead State (4/23/22)
Hits.....	4, 3x, last vs. Saint Louis (3/1/22)
Doubles.....	2, 4x, last at Arkansas State (3/8/22)
Triples.....	1, 4x, last vs. Morehead State (4/22/22)
Home Runs.....	2, 2x, last at Tennessee Tech (4/15/22)
RBI.....	3, 5x, last at Austin Peay (4/28/21)
Stolen Bases.....	2, 7x, last vs. Saint Louis (3/1/22)

### 14 Peyton Leeper

2022 Season-Highs

At-Bats.....	6, vs. Valparaiso (3/13/22)
Runs.....	3, 4x, last vs. Morehead State (4/23/22)
Hits.....	3, at Austin Peay (4/3/22)
Doubles.....	1, 6x, last at Murray State (4/9/22)
Triples.....	-
Home Runs.....	1, 6x, last vs. Arkansas State (4/5/22)
RBI.....	4, vs. Valparaiso (3/13/22)
Stolen Bases.....	2, at Arkansas State (3/8/22)

Career-Highs

At-Bats.....	6, vs. Valparaiso (3/13/22)
Runs.....	3, 4x, last vs. Morehead State (4/23/22)
Hits.....	3, at Austin Peay (4/3/22)
Doubles.....	1, 14x, last at Murray State (4/9/22)
Triples.....	1, 4x, last vs. Eastern Kentucky (5/8/21)
Home Runs.....	1, 6x, last vs. Arkansas State (4/5/22)
RBI.....	4, vs. Valparaiso (3/13/22)
Stolen Bases.....	2, at Arkansas State (3/8/22)

### 15 Joseph Karall

2022 Season-Highs

Innings Pitched.....	11, at Indiana State (3/15/22)
Fewest Hits.....	-
Most Hits.....	3, at Indiana State (3/15/22)
Fewest Runs.....	-
Most Runs.....	2, at Indiana State (3/15/22)
Fewest Walks.....	0, at Indiana State (3/15/22)
Strikeouts.....	-

Career-Highs

Innings Pitched.....	11, at Indiana State (3/15/22)
Fewest Hits.....	0, at Arkansas (2/26/21)
Most Hits.....	3, 2x, last at Indiana State (3/15/22)
Fewest Runs.....	0, 2x, last at Arkansas (2/27/21)
Most Runs.....	7, vs. Southern Illinois (3/24/21)
Fewest Walks.....	0, 3x, last at Indiana State (3/15/22)
Strikeouts.....	1, at Arkansas (2/27/21)

### 16 Wyatt Grant

2022 Season/Career-Highs

At-Bats.....	3, vs. Valparaiso (3/13/22)
Runs.....	1, vs. Bellarmine (2/27/22)
Hits.....	1, vs. Valparaiso (3/13/22)
Doubles.....	-
Triples.....	-
Home Runs.....	-
RBI.....	-
Stolen Bases.....	-

### 17 Josh Cameron

2022 Season/Career-Highs

At-Bats.....	-
Runs.....	-
Hits.....	-
Doubles.....	-
Triples.....	-
Home Runs.....	-
RBI.....	-
Stolen Bases.....	-

### 18 Noah Niznik

2022 Season-Highs

Innings Pitched.....	6.0, 2x, last at Austin Peay (4/3/22)
Fewest Hits.....	0, 3x, last at Eastern Illinois (5/21/22)
Most Hits.....	8, vs. Morehead State (4/23/22)
Fewest Runs.....	0, 3x, last at Eastern Illinois (5/21/22)
Most Runs.....	8, vs. Morehead State (4/23/22)
Fewest Walks.....	0, 4x, last vs. Tennessee Tech (5/26/22)
Strikeouts.....	7, at Austin Peay (4/2/22)

Career-Highs

Innings Pitched.....	7.0, 4x, last vs. Austin Peay (3/20/21)
Fewest Hits.....	0, 3x, last at Eastern Illinois (5/21/22)
Most Hits.....	8, 5x, last vs. Morehead State (4/23/22)
Fewest Runs.....	0, 7x, last at Eastern Illinois (5/21/22)
Most Runs.....	8, vs. Morehead State (4/23/22)
Fewest Walks.....	0, 10x, last vs. Tennessee Tech (5/26/22)
Strikeouts.....	7, 3x, last at Austin Peay (4/2/22)

### 19 Spencer Parker

2022 Season/Career-Highs

At-Bats.....	4, 10x, last vs. SIU Edwardsville (5/27/22)
Runs.....	3, vs. UT-Martin (5/15/22)
Hits.....	2, 5x, last vs. UT-Martin (5/15/22)
Doubles.....	1, 6x, last at Eastern Illinois (5/20/22)
Triples.....	-
Home Runs.....	1, 2x, last vs. Southern Illinois (4/12/22)
RBI.....	4, vs. Murray State (4/10/22)
Stolen Bases.....	-

### 20 Jason Rackers

2022 Season/Career-Highs

Innings Pitched.....	9.2, vs. Belmont (5/28/22)
Fewest Hits.....	1, vs. Tennessee Tech (5/26/22)
Most Hits.....	8, at Oklahoma State (5/6/22)
Fewest Runs.....	1, 4x, last vs. Murray State (4/8/22)
Most Runs.....	7, 2x, last at Tennessee Tech (4/14/22)
Fewest Walks.....	0, 2x, last vs. Tennessee Tech (5/26/22)
Strikeouts.....	8, vs. Belmont (5/28/22)

### 21 Joel Vaske

2022 Season/Career-Highs

At-Bats.....	5, 3x, last vs. Bradley (3/5/22)
Runs.....	2, vs. Valparaiso (3/13/22)
Hits.....	2, 5x, last vs. Murray State (4/8/22)
Doubles.....	2, vs. Murray State (4/8/22)
Triples.....	-
Home Runs.....	1, 4x, last at Tennessee Tech (4/15/22)
RBI.....	3, 3x, last vs. Murray State (4/8/22)
Stolen Bases.....	2, at Oklahoma State (5/8/22)

### 22 Jeb Callaghan

2022 Season-Highs

Innings Pitched.....	1.2, at Indiana State (3/15/22)
Fewest Hits.....	0, vs. Valparaiso (3/13/22)
Most Hits.....	2, 3x, last at Missouri (5/3/22)
Fewest Runs.....	0, 2x, last at Indiana State (3/15/22)
Most Runs.....	4, vs. Arkansas State (4/5/22)
Fewest Walks.....	0, 2x, last at Missouri (5/3/22)
Strikeouts.....	3, at Tennessee Tech (4/14/22)

### 23 Brett Graber

2022 Season-Highs

At-Bats.....	6, 2x, last at Ole Miss (4/19/22)
Runs.....	3, 2x, last vs. UT Martin (5/15/22)
Hits.....	3, 4x, last vs. UT Martin (5/14/22)
Doubles.....	2, 2x, last vs. UT Martin (5/14/22)
Triples.....	1, 3x, last at Tennessee Tech (4/14/22)
Home Runs.....	1, 9x, last vs. Tennessee Tech (5/26/22)
RBI.....	4, vs. UT Martin (5/14/22)
Stolen Bases.....	2, vs. SIU Edwardsville (5/27/22)

Career-Highs

At-Bats.....	6, 2x, last at Ole Miss (4/19/22)
Runs.....	3, 2x, last vs. UT Martin (5/15/22)
Hits.....	3, 4x, last vs. UT Martin (5/14/22)
Doubles.....	2, 2x, last vs. UT Martin (5/14/22)
Triples.....	1, 3x, last at Tennessee Tech (4/14/22)
Home Runs.....	1, 9x, last vs. Tennessee Tech (5/26/22)
RBI.....	4, vs. UT Martin (5/14/22)
Stolen Bases.....	2, vs. SIU Edwardsville (5/27/22)

### 24 Fischer Rausch

2022 Season-Highs

Innings Pitched.....	1.0, 3x, last at Missouri (5/3/22)
Fewest Hits.....	0, 2x, last at Missouri (5/3/22)
Most Hits.....	1, 3x, last at Tennessee Tech (4/14/22)
Fewest Runs.....	0, 3x, last at Tennessee Tech (4/14/22)
Most Runs.....	2, at Missouri (5/3/22)
Fewest Walks.....	0, 3x, last at Tennessee Tech (4/14/22)
Strikeouts.....	1, 3x, last at Missouri (5/3/22)

Career-Highs

Innings Pitched.....	2.0, 3x, last at Belmont (4/30/21)
Fewest Hits.....	0, 4x, last at Missouri (5/3/22)
Most Hits.....	2, at Eastern Illinois (3/27/21)
Fewest Runs.....	0, 11x, last at Tennessee Tech (4/14/22)
Most Runs.....	2, 3x, last at Missouri (5/3/22)
Fewest Walks.....	0, 11x, last at Tennessee Tech (4/14/22)
Strikeouts.....	5, vs. Illinois State (3/6/21)

### 25 Ethan Osborne

2022 Season/Career-Highs

Innings Pitched.....	6.0, vs. UT Martin (5/15/22)
Fewest Hits.....	0, 2x, last vs. Southern Illinois (4/12/22)
Most Hits.....	8, at Belmont (5/1/22)
Fewest Runs.....	0, 6x, last at Tennessee Tech (4/16/22)
Most Runs.....	7, at Oklahoma State (5/8/22)
Fewest Walks.....	0, 7x, last at Belmont (5/1/22)
Strikeouts.....	5, at Belmont (5/1/22)

### 26 Collin Wilma

2022 Season-Highs

Innings Pitched.....	3.1, vs. Tennessee Tech (5/27/22)
Fewest Hits.....	0, vs. UT Martin (5/15/22)
Most Hits.....	6, at Eastern Illinois (5/21/22)
Fewest Runs.....	0, vs. UT Martin (5/15/22)
Most Runs.....	4, at Eastern Illinois (5/21/22)
Fewest Walks.....	0, 2x, last vs. UT Martin (5/15/22)
Strikeouts.....	3, at Eastern Illinois (5/21/22)

Career-Highs

Innings Pitched.....	7.1, vs. Ohio (2/29/20)
Fewest Hits.....	0, vs. UT Martin (5/15/22)
Most Hits.....	9, at UT Martin (3/8/20)
Fewest Runs.....	0, 3x, last vs. UT Martin (5/15/22)
Most Runs.....	7, at UT Martin (3/8/20)
Fewest Walks.....	0, 5x, last vs. UT Martin (5/15/22)
Strikeouts.....	6, 2x, last at Murray State (4/10/21)

# SOUTHEAST MISSOURI BASEBALL NOTES

## NCAA LOUISVILLE REGIONAL // JUNE 3-6



### 27 Austin Williams

2022 Season-Highs	
Innings Pitched.....	5.0, 2x last at Tennessee Tech (4/15/22)
Fewest Hits.....	0, 2x, last at Belmont (4/29/22)
Most Hits.....	7, Bellarmine (2/26/22)
Fewest Runs.....	0, 13x, last at Belmont (5/1/22)
Most Runs.....	6, at Oklahoma State (5/8/22)
Fewest Walks.....	0, 11x, last at Eastern Illinois (5/20/22)
Strikeouts.....	9, at Tennessee Tech (4/15/22)

Career-Highs	
Innings Pitched.....	5.0, 2x, last at Tennessee Tech (4/15/22)
Fewest Hits.....	0, 3x, last at Belmont (4/29/22)
Most Hits.....	7, vs. Southern Mississippi (6/5/21)
Fewest Runs.....	0, 22x, last at Belmont (5/1/22)
Most Runs.....	6, 2x, last at Oklahoma State (5/8/22)
Fewest Walks.....	0, 25x, last at Eastern Illinois (5/20/22)
Strikeouts.....	9, at Tennessee Tech (4/15/22)

### 28 Anthony Klein

2022 Season/Career-Highs	
Innings Pitched.....	4.0, at Southern Illinois (4/26/22)
Fewest Hits.....	0, 6x, last at Missouri (5/3/22)
Most Hits.....	5, vs. Missouri State (5/10/22)
Fewest Runs.....	0, 9x, last at Eastern Illinois (5/20/22)
Most Runs.....	4, vs. Missouri State (5/10/22)
Fewest Walks.....	0, 8x, last vs. UT-Martin (5/14/22)
Strikeouts.....	6, vs. Missouri State (5/10/22)

### 30 Tommy Windt

2022 Season/Career-Highs	
Innings Pitched.....	7.2, vs. Morehead State (4/23/22)
Fewest Hits.....	0, vs. Bradley (3/5/22)
Most Hits.....	8, 2x, last vs. Murray State (4/10/22)
Fewest Runs.....	0, 2x, last vs. Bradley (3/5/22)
Most Runs.....	7, at Missouri State (3/20/22)
Fewest Walks.....	0, 6x, last vs. Morehead State (4/23/22)
Strikeouts.....	7, vs. Morehead State (4/23/22)

### 31 Blake Cisneros

2022 Season-Highs	
Innings Pitched.....	3.2, vs. Tennessee Tech (5/26/22)
Fewest Hits.....	0, 10x, last vs. Belmont (5/28/22)
Most Hits.....	3, 2x, last vs. Morehead State (4/24/22)
Fewest Runs.....	0, 17x, last vs. Belmont (5/28/22)
Most Runs.....	2, 3x, last vs. UT-Martin (5/14/22)
Fewest Walks.....	0, 15x, last vs. Belmont (5/28/22)
Strikeouts.....	4, vs. Missouri State (5/10/22)

Career-Highs	
Innings Pitched.....	3.2, vs. Tennessee Tech (5/26/22)
Fewest Hits.....	0, 31x, last vs. Belmont (5/28/22)
Most Hits.....	6, vs. Purdue Fort Wayne (3/1/19)
Fewest Runs.....	0, 39x, last vs. Belmont (5/28/22)
Most Runs.....	3, 5x, last at Murray State (4/10/21)
Fewest Walks.....	0, 43x, last vs. Belmont (5/28/22)
Strikeouts.....	5, vs. McKendree (4/23/19)

### 32 Connery O'Donnell

2022 Season-Highs	
Innings Pitched.....	-
Fewest Hits.....	-
Most Hits.....	-
Fewest Runs.....	-
Most Runs.....	-
Fewest Walks.....	-
Strikeouts.....	-

Career-Highs	
Innings Pitched.....	11, 2x, last at Arkansas (2/28/21)
Fewest Hits.....	0, 2x, last vs. Southern Illinois (3/24/21)
Most Hits.....	2, at Arkansas (2/28/21)
Fewest Runs.....	0, vs. Southern Illinois (3/24/21)
Most Runs.....	2, at Arkansas (2/28/21)
Fewest Walks.....	1, 2x, last vs. Southern Illinois (3/24/21)
Strikeouts.....	1, 2x, last vs. Southern Illinois (3/24/21)

### 33 Bryce Grossius

2022 Season-Highs	
Innings Pitched.....	4.0, 2x, last vs. Arkansas State (4/5/22)
Fewest Hits.....	1, at Oklahoma State (5/8/22)
Most Hits.....	7, vs. Bellarmine (2/26/22)
Fewest Runs.....	0, 2x, last vs. Arkansas State (4/5/22)
Most Runs.....	6, 2x last at Missouri State (3/20/22)
Fewest Walks.....	0, 2x, last at Oklahoma State 5/8/22
Strikeouts.....	6, at Dallas Baptist (2/18/22)

Career-Highs	
Innings Pitched.....	6.0, vs. Eastern Kentucky (5/7/21)
Fewest Hits.....	0, 10x, last at Arkansas State (3/3/20)
Most Hits.....	9, vs. Murray State (5/28/21)
Fewest Runs.....	0, 15x, last vs. Arkansas State (3/16/22)
Most Runs.....	7, vs. Illinois State (3/6/21)
Fewest Walks.....	0, 17x, last at Oklahoma State (5/8/22)
Strikeouts.....	7, vs. UT Martin (5/21/21)

### 34 Alex Esker

2022 Season/Career-Highs	
Innings Pitched.....	3.1, at Saint Louis (3/29/22)
Fewest Hits.....	0, 2x last vs. Valparaiso (3/12/22)
Most Hits.....	3, vs. Morehead State (4/24/22)
Fewest Runs.....	0, 6x, last at Ole Miss (4/19/22)
Most Runs.....	4, vs. Morehead State (4/24/22)
Fewest Walks.....	0, vs. Murray State (4/8/22)
Strikeouts.....	2, vs. Southern Illinois (4/12/22)

### 35 Ryan Malzahn

2022 Season/Career-Highs	
At-Bats.....	4, at Dallas Baptist (2/19/22)
Runs.....	1, 2x, last vs. Bradley (3/4/22)
Hits.....	1, at Dallas Baptist (2/19/22)
Doubles.....	1, at Dallas Baptist (2/19/22)
Triples.....	-
Home Runs.....	-
RBI.....	1, at Dallas Baptist (2/19/22)
Stolen Bases.....	-

### 36 Weston Brockhouse

2022 Season/Career-Highs	
Innings Pitched.....	-
Fewest Hits.....	-
Most Hits.....	-
Fewest Runs.....	-
Most Runs.....	-
Fewest Walks.....	-
Strikeouts.....	-

### 37 Hunter Ralls

2022 Season-Highs	
Innings Pitched.....	5.0, vs. Bradley (3/4/22)
Fewest Hits.....	0, vs. SIUE (3/26/22)
Most Hits.....	6, vs. Bradley (3/4/22)
Fewest Runs.....	0, 6x, last vs. SIU Edwardsville (5/27/22)
Most Runs.....	4, 2x, last at Indiana State (3/16/22)
Fewest Walks.....	0, 6x, last at Missouri (5/3/22)
Strikeouts.....	5, 3x, last at Eastern Illinois (5/21/22)

Career-Highs	
Innings Pitched.....	5.0, 2x, last vs. Bradley (3/4/22)
Fewest Hits.....	0, 3x, last vs. SIUE (3/26/21)
Most Hits.....	6, 2x, last vs. Bradley (3/4/22)
Fewest Runs.....	0, 13x, last vs. SIU Edwardsville (5/27/22)
Most Runs.....	6, at Arkansas (2/28/21)
Fewest Walks.....	0, 12x, last at Missouri (5/3/22)
Strikeouts.....	5, 3x, last at Eastern Illinois (5/21/22)

### 38 Hayden Malenfant

2022 Season-Highs	
Innings Pitched.....	1.0, 2x, last vs. SIU Edwardsville (5/27/22)
Fewest Hits.....	0, 3x, last vs. SIU Edwardsville (5/27/22)
Most Hits.....	1, 2x, last at Oklahoma State (5/7/22)
Fewest Runs.....	0, 5x, last vs. SIU Edwardsville (5/27/22)
Most Runs.....	-
Fewest Walks.....	0, 3x, last vs. SIU Edwardsville (5/27/22)
Strikeouts.....	2, at Missouri State (3/20/22)

Career-Highs	
Innings Pitched.....	2.1, 2x, last at Eastern Illinois (3/27/21)
Fewest Hits.....	0, 8x, last vs. SIU Edwardsville (5/27/22)
Most Hits.....	4, 2x, last vs. Eastern Kentucky (5/8/21)
Fewest Runs.....	0, 13x, last vs. SIU Edwardsville (5/27/22)
Most Runs.....	5, vs. Southern Illinois (3/24/21)
Fewest Walks.....	0, 11x, last vs. SIU Edwardsville (5/27/22)
Strikeouts.....	3, 2x, last at Austin Peay (4/28/21)

### 6 Jakob Lewis

2022 Season-Highs	
At-Bats.....	-
Runs.....	-
Hits.....	-
Doubles.....	-
Triples.....	-
Home Runs.....	-
RBI.....	-
Stolen Bases.....	-

### 44 Matt Perego

2022 Season-Highs	
Innings Pitched.....	2.0, vs. Saint Louis (3/1/22)
Fewest Hits.....	1, at Missouri State (3/20/22)
Most Hits.....	5, at Dallas Baptist (2/20/22)
Fewest Runs.....	0, 2x, last at Missouri State (3/20/22)
Most Runs.....	4, at Dallas Baptist (2/20/22)
Fewest Walks.....	0, 2x, last at Missouri State (3/20/22)
Strikeouts.....	2, 2x, last at Indiana State (3/15/22)

Career-Highs	
Innings Pitched.....	2.0, vs. Saint Louis (3/1/22)
Fewest Hits.....	0, 4x, last at Murray State (4/10/21)
Most Hits.....	5, at Dallas Baptist (2/20/22)
Fewest Runs.....	0, 10x, last at Missouri State (3/20/22)
Most Runs.....	4, at Dallas Baptist (2/20/22)
Fewest Walks.....	0, 11x, last at Missouri State (3/20/22)
Strikeouts.....	2, 4x, last at Indiana State (3/15/22)

### 45 Tanner Mueller

2022 Season/Career-Highs	
Innings Pitched.....	-
Fewest Hits.....	-
Most Hits.....	-
Fewest Runs.....	-
Most Runs.....	-
Fewest Walks.....	-
Strikeouts.....	-

### 55 Noah Stone

2022 Season/Career-Highs	
Innings Pitched.....	1.0, 2x, last at Indiana State (3/15/22)
Fewest Hits.....	1, 2x, last vs. UT Martin (5/15/22)
Most Hits.....	3, at Indiana State (3/15/22)
Fewest Runs.....	0, vs. UT Martin (5/15/22)
Most Runs.....	2, 2x last at Indiana State (3/15/22)
Fewest Walks.....	0, at Indiana State (3/15/22)
Strikeouts.....	1, at Indiana State (3/15/22)



# SOUTHEAST MISSOURI BASEBALL NOTES

## NCAA LOUISVILLE REGIONAL // JUNE 3-6

### Game-by-Game Starting Lineups

Opponent	P	C	1B	2B	3B	SS	LF	CF	RF	DH
Dallas Baptist	Grossius	Keck	Andrews	Palmer	Leeper	Wilber	Mason	Graber	Vaske	Stauss
Dallas Baptist	Niznik	Keck	Andrews	Palmer	Leeper	Wilber	Mason	Graber	Malzahn	Stauss
Dallas Baptist	Williams	Keck	Andrews	Palmer	Leeper	Wilber	Mason	Graber	Vaske	Sperling
Bellarmine	Grossius	Keck	Andrews	Palmer	Leeper	Wilber	Mason	Graber	Vaske	Stauss
Bellarmine	Niznik	Keck	Andrews	Sperling	Leeper	Wilber	Mason	Graber	Vaske	Stauss
Bellarmine	Williams	Grant	Andrews	Sperling	Leeper	Wilber	Mason	Graber	Malzahn	Keck
Saint Louis	Windt	Keck	Andrews	Palmer	Leeper	Wilber	Mason	Graber	Vaske	Sperling
Bradley	Grossius	Keck	Andrews	Palmer	Leeper	Wilber	Mason	Graber	Vaske	Sperling
Bradley	Rackers	Keck	Andrews	Palmer	Leeper	Wilber	Mason	Graber	Vaske	Sperling
Bradley	Niznik	Stauss	Andrews	Sperling	Leeper	Wilber	Mason	Graber	Vaske	Keck
Arkansas State	Grossius	Keck	Andrews	Palmer	Leeper	Wilber	Mason	Graber	Vaske	Sperling
Valparaiso	Rackers	Keck	Andrews	Palmer	Leeper	Wilber	Mason	Graber	Vaske	Sperling
Valparaiso	Niznik	Keck	Andrews	Palmer	Leeper	Wilber	Mason	Graber	Vaske	Sperling
Valparaiso	Windt	Grant	Andrews	Palmer	Leeper	Wilber	Mason	Graber	Vaske	Keck
Indiana State	Osborne	Keck	Andrews	Palmer	Leeper	Wilber	Mason	Graber	Vaske	Stauss
Indiana State	Ralls	Keck	Andrews	Palmer	Leeper	Wilber	Mason	Graber	Vaske	Parker
Missouri State	Rackers	Stauss	Andrews	Palmer	Leeper	Wilber	Mason	Graber	Vaske	Parker
Missouri State	Niznik	Grant	Andrews	Palmer	Leeper	Wilber	Mason	Graber	Vaske	Malzahn
Missouri State	Windt	Stauss	Andrews	Palmer	Leeper	Wilber	Mason	Graber	Vaske	Keck
SIU Edwardsville	Rackers	Keck	Andrews	Palmer	Leeper	Wilber	Mason	Graber	Vaske	Stauss
SIU Edwardsville	Niznik	Keck	Andrews	Palmer	Leeper	Wilber	Mason	Graber	Vaske	Stauss
SIU Edwardsville	Windt	Keck	Andrews	Palmer	Leeper	Wilber	Mason	Graber	Vaske	Grant
Saint Louis	Grossius	Keck	Andrews	Palmer	Leeper	Wilber	Mason	Graber	Vaske	Parker
Austin Peay	Rackers	Keck	Andrews	Palmer	Leeper	Wilber	Mason	Graber	Vaske	Parker
Austin Peay	Niznik	Keck	Andrews	Palmer	Leeper	Wilber	Mason	Graber	Vaske	Stauss
Austin Peay	Windt	Keck	Andrews	Palmer	Leeper	Wilber	Mason	Graber	Vaske	Stauss
Arkansas State	Grossius	Keck	Sperling	Palmer	Leeper	Wilber	Mason	Graber	Vaske	Stauss
Murray State	Rackers	Keck	Andrews	Palmer	Leeper	Wilber	Mason	Graber	Vaske	Stauss
Murray State	Niznik	Keck	Andrews	Palmer	Leeper	Wilber	Mason	Graber	Vaske	Stauss
Murray State	Windt	Keck	Andrews	Palmer	Leeper	Wilber	Mason	Graber	Parker	Stauss
Southern Illinois	Grossius	Keck	Andrews	Palmer	Leeper	Wilber	Mason	Graber	Parker	Stauss
Tennessee Tech	Rackers	Keck	Andrews	Palmer	Leeper	Wilber	Mason	Graber	Parker	Stauss
Tennessee Tech	Niznik	Keck	Andrews	Palmer	Leeper	Wilber	Mason	Graber	Parker	Stauss
Tennessee Tech	Windt	Keck	Andrews	Palmer	Leeper	Wilber	Mason	Graber	Vaske	Malzahn
Ole Miss	Esker	Keck	Andrews	Sperling	Leeper	Wilber	Mason	Graber	Parker	Stauss
Morehead State	Rackers	Keck	Andrews	Palmer	Leeper	Wilber	Mason	Graber	Parker	Stauss
Morehead State	Niznik	Keck	Andrews	Sperling	Leeper	Wilber	Mason	Graber	Parker	Stauss
Morehead State	Esker	Stauss	Andrews	Palmer	Leeper	Wilber	Mason	Graber	Parker	Keck
Southern Illinois	Osborne	Keck	Andrews	Palmer	Leeper	Wilber	Mason	Graber	Parker	Stauss
Belmont	Rackers	Keck	Andrews	Palmer	Leeper	Wilber	Mason	Graber	Parker	Stauss
Belmont	Windt	Keck	Andrews	Palmer	Leeper	Wilber	Mason	Graber	Vaske	Stauss
Belmont	Osborne	Keck	Andrews	Palmer	Leeper	Wilber	Mason	Graber	Parker	Stauss
Missouri	Wilma	Keck	Andrews	Palmer	Leeper	Wilber	Mason	Graber	Malzahn	Stauss
Oklahoma State	Rackers	Keck	Andrews	Palmer	Leeper	Wilber	Mason	Graber	Parker	Stauss
Oklahoma State	Windt	Keck	Sperling	Palmer	Leeper	Wilber	Mason	Graber	Parker	Stauss
Oklahoma State	Williams	Keck	Andrews	Sperling	Leeper	Wilber	Mason	Graber	Vaske	Stauss
Missouri State	Wilma	Keck	Andrews	Sperling	Palmer	Wilber	Mason	Graber	Parker	Stauss
UT Martin	Rackers	Keck	Andrews	Palmer	Leeper	Wilber	Mason	Graber	Parker	Stauss
UT Martin	Windt	Keck	Andrews	Sperling	Leeper	Wilber	Mason	Graber	Vaske	Stauss
UT Martin	Osborne	Keck	Andrews	Sperling	Palmer	Wilber	Mason	Graber	Parker	Stauss
Eastern Illinois	Rackers	Keck	Andrews	Palmer	Leeper	Wilber	Mason	Graber	Parker	Stauss
Eastern Illinois	Windt	Keck	Andrews	Palmer	Leeper	Wilber	Mason	Graber	Vaske	Stauss
Eastern Illinois	Wilma	Stauss	Andrews	Sperling	Palmer	Wilber	Mason	Graber	Malzahn	Keck
Tennessee Tech	Rackers	Keck	Andrews	Sperling	Leeper	Wilber	Mason	Graber	Parker	Stauss
SIU Edwardsville	Osborne	Stauss	Andrews	Sperling	Palmer	Wilber	Mason	Graber	Keck	Parker
Tennessee Tech	Wilma	Keck	Andrews	Palmer	Leeper	Wilber	Mason	Graber	Stauss	Sperling
Belmont	Rackers	Keck	Andrews	Palmer	Leeper	Wilber	Mason	Graber	Stauss	Sperling



# SOUTHEAST MISSOURI BASEBALL NOTES

## NCAA LOUISVILLE REGIONAL // JUNE 3-6



### Game-by-Game Hitting

Opponent	AB	R	H	RBI	2B	3B	HR	BB	IBB	SB	CS	HBP	SAC	SF	GDP	K	PQ	A	E	Avg
<b>Southeast Missouri</b>	<b>44</b>	<b>7</b>	<b>10</b>	<b>5</b>	<b>1</b>	<b>2</b>	<b>0</b>	<b>10</b>	<b>0</b>	<b>2</b>	<b>0</b>	<b>0</b>	<b>3</b>	<b>0</b>	<b>0</b>	<b>19</b>	<b>36</b>	<b>10</b>	<b>3</b>	<b>.227</b>
Dallas Baptist	48	6	12	6	2	0	1	4	0	3	0	0	0	0	1	12	36	11	3	.250
<b>Southeast Missouri</b>	<b>38</b>	<b>6</b>	<b>10</b>	<b>6</b>	<b>2</b>	<b>0</b>	<b>1</b>	<b>5</b>	<b>0</b>	<b>1</b>	<b>0</b>	<b>0</b>	<b>0</b>	<b>0</b>	<b>1</b>	<b>12</b>	<b>30</b>	<b>8</b>	<b>2</b>	<b>.244</b>
Dallas Baptist	39	5	10	4	1	0	2	3	0	0	1	0	1	0	0	11	30	11	0	.253
<b>Southeast Missouri</b>	<b>31</b>	<b>5</b>	<b>5</b>	<b>4</b>	<b>3</b>	<b>0</b>	<b>1</b>	<b>8</b>	<b>0</b>	<b>1</b>	<b>1</b>	<b>1</b>	<b>0</b>	<b>0</b>	<b>1</b>	<b>14</b>	<b>24</b>	<b>9</b>	<b>2</b>	<b>.221</b>
Dallas Baptist	37	13	14	13	3	1	4	9	1	7	1	0	0	1	0	10	27	7	1	.290
<b>Southeast Missouri</b>	<b>Canceled</b>	<b>-</b>	<b>-</b>	<b>-</b>	<b>-</b>	<b>-</b>	<b>-</b>	<b>-</b>	<b>-</b>	<b>-</b>	<b>-</b>	<b>-</b>	<b>-</b>	<b>-</b>	<b>-</b>	<b>-</b>	<b>-</b>	<b>-</b>	<b>-</b>	<b>-</b>
Kentucky	-	-	-	-	-	-	-	-	-	-	-	-	-	-	-	-	-	-	-	-
<b>Southeast Missouri</b>	<b>41</b>	<b>8</b>	<b>11</b>	<b>8</b>	<b>3</b>	<b>0</b>	<b>2</b>	<b>9</b>	<b>1</b>	<b>1</b>	<b>0</b>	<b>0</b>	<b>0</b>	<b>0</b>	<b>0</b>	<b>10</b>	<b>33</b>	<b>18</b>	<b>1</b>	<b>.234</b>
Bellarmine	45	7	13	7	3	0	2	6	1	2	0	1	0	0	1	9	30	9	1	.289
<b>Southeast Missouri</b>	<b>30</b>	<b>10</b>	<b>8</b>	<b>10</b>	<b>2</b>	<b>0</b>	<b>2</b>	<b>11</b>	<b>0</b>	<b>0</b>	<b>2</b>	<b>1</b>	<b>0</b>	<b>1</b>	<b>1</b>	<b>6</b>	<b>27</b>	<b>13</b>	<b>2</b>	<b>.239</b>
Bellarmine	34	2	7	2	1	0	0	4	0	1	0	1	0	0	2	3	24	5	3	.206
<b>Southeast Missouri</b>	<b>36</b>	<b>12</b>	<b>11</b>	<b>12</b>	<b>3</b>	<b>0</b>	<b>2</b>	<b>7</b>	<b>0</b>	<b>1</b>	<b>0</b>	<b>1</b>	<b>1</b>	<b>1</b>	<b>0</b>	<b>6</b>	<b>27</b>	<b>10</b>	<b>1</b>	<b>.250</b>
Bellarmine	37	8	9	6	0	2	0	10	0	4	0	0	0	0	0	12	24	5	3	.243
<b>Southeast Missouri</b>	<b>33</b>	<b>16</b>	<b>16</b>	<b>16</b>	<b>4</b>	<b>0</b>	<b>2</b>	<b>9</b>	<b>0</b>	<b>3</b>	<b>0</b>	<b>1</b>	<b>0</b>	<b>0</b>	<b>2</b>	<b>4</b>	<b>21</b>	<b>9</b>	<b>1</b>	<b>.281</b>
Saint Louis	24	5	5	5	2	0	1	5	0	0	0	1	0	2	1	5	18	9	2	.208
<b>Southeast Missouri</b>	<b>38</b>	<b>16</b>	<b>15</b>	<b>14</b>	<b>5</b>	<b>0</b>	<b>1</b>	<b>7</b>	<b>0</b>	<b>3</b>	<b>0</b>	<b>3</b>	<b>0</b>	<b>2</b>	<b>0</b>	<b>9</b>	<b>27</b>	<b>11</b>	<b>0</b>	<b>.296</b>
Bradley	37	7	12	7	2	0	3	4	0	1	1	1	0	0	1	8	24	6	1	.324
<b>Southeast Missouri</b>	<b>30</b>	<b>11</b>	<b>12</b>	<b>11</b>	<b>1</b>	<b>0</b>	<b>3</b>	<b>2</b>	<b>0</b>	<b>0</b>	<b>0</b>	<b>0</b>	<b>0</b>	<b>0</b>	<b>0</b>	<b>5</b>	<b>21</b>	<b>6</b>	<b>0</b>	<b>.305</b>
Bradley	35	5	6	5	3	0	1	4	0	0	0	0	0	0	0	12	24	3	2	.171
<b>Southeast Missouri</b>	<b>35</b>	<b>12</b>	<b>9</b>	<b>12</b>	<b>1</b>	<b>0</b>	<b>5</b>	<b>7</b>	<b>0</b>	<b>2</b>	<b>0</b>	<b>1</b>	<b>0</b>	<b>0</b>	<b>0</b>	<b>12</b>	<b>27</b>	<b>7</b>	<b>2</b>	<b>.301</b>
Bradley	29	8	10	8	3	0	2	3	0	0	1	0	0	0	0	10	18	5	0	.345
<b>Southeast Missouri</b>	<b>40</b>	<b>14</b>	<b>11</b>	<b>11</b>	<b>5</b>	<b>0</b>	<b>2</b>	<b>13</b>	<b>0</b>	<b>5</b>	<b>0</b>	<b>1</b>	<b>0</b>	<b>0</b>	<b>0</b>	<b>13</b>	<b>27</b>	<b>8</b>	<b>1</b>	<b>.298</b>
Arkansas State	36	6	9	6	1	0	1	1	0	0	0	0	0	1	0	7	27	4	3	.250
<b>Southeast Missouri</b>	<b>32</b>	<b>9</b>	<b>9</b>	<b>9</b>	<b>2</b>	<b>0</b>	<b>2</b>	<b>4</b>	<b>0</b>	<b>5</b>	<b>1</b>	<b>2</b>	<b>0</b>	<b>0</b>	<b>2</b>	<b>10</b>	<b>27</b>	<b>3</b>	<b>2</b>	<b>.297</b>
Valparaiso	34	1	7	1	0	0	0	5	0	0	0	1	0	0	1	12	24	11	3	.262
<b>Southeast Missouri</b>	<b>38</b>	<b>16</b>	<b>16</b>	<b>14</b>	<b>0</b>	<b>1</b>	<b>3</b>	<b>10</b>	<b>0</b>	<b>4</b>	<b>0</b>	<b>3</b>	<b>0</b>	<b>0</b>	<b>1</b>	<b>9</b>	<b>27</b>	<b>10</b>	<b>1</b>	<b>.307</b>
Valparaiso	35	6	8	6	2	0	2	5	0	0	1	0	0	0	1	10	24	8	2	.260
<b>Southeast Missouri</b>	<b>37</b>	<b>10</b>	<b>14</b>	<b>10</b>	<b>1</b>	<b>1</b>	<b>5</b>	<b>4</b>	<b>0</b>	<b>0</b>	<b>0</b>	<b>0</b>	<b>0</b>	<b>0</b>	<b>0</b>	<b>13</b>	<b>27</b>	<b>10</b>	<b>2</b>	<b>.312</b>
Valparaiso	38	8	12	7	1	1	1	3	0	0	1	0	0	0	0	10	24	9	0	.264
<b>Southeast Missouri</b>	<b>32</b>	<b>1</b>	<b>4</b>	<b>1</b>	<b>2</b>	<b>0</b>	<b>0</b>	<b>3</b>	<b>0</b>	<b>3</b>	<b>0</b>	<b>0</b>	<b>0</b>	<b>0</b>	<b>0</b>	<b>14</b>	<b>24</b>	<b>6</b>	<b>0</b>	<b>.301</b>
Indiana State	36	10	14	10	2	0	3	2	0	1	0	3	0	1	0	8	27	5	1	.389
<b>Southeast Missouri</b>	<b>33</b>	<b>4</b>	<b>7</b>	<b>4</b>	<b>1</b>	<b>0</b>	<b>1</b>	<b>2</b>	<b>0</b>	<b>0</b>	<b>1</b>	<b>1</b>	<b>0</b>	<b>0</b>	<b>0</b>	<b>8</b>	<b>25</b>	<b>14</b>	<b>3</b>	<b>.296</b>
Indiana State	36	5	10	5	2	0	1	2	0	0	0	1	0	0	0	5	27	7	1	.278
<b>Southeast Missouri</b>	<b>35</b>	<b>6</b>	<b>9</b>	<b>5</b>	<b>2</b>	<b>0</b>	<b>0</b>	<b>5</b>	<b>0</b>	<b>2</b>	<b>1</b>	<b>0</b>	<b>3</b>	<b>0</b>	<b>1</b>	<b>11</b>	<b>27</b>	<b>6</b>	<b>0</b>	<b>.294</b>
Missouri State	33	3	8	3	2	0	1	5	0	0	0	0	0	0	2	8	27	13	5	.242
<b>Southeast Missouri</b>	<b>34</b>	<b>3</b>	<b>8</b>	<b>2</b>	<b>1</b>	<b>0</b>	<b>1</b>	<b>2</b>	<b>0</b>	<b>0</b>	<b>0</b>	<b>0</b>	<b>1</b>	<b>0</b>	<b>1</b>	<b>7</b>	<b>24</b>	<b>8</b>	<b>0</b>	<b>.290</b>
Missouri State	38	9	17	8	5	0	0	2	0	1	0	0	0	0	1	6	27	7	1	.447
<b>Southeast Missouri</b>	<b>32</b>	<b>5</b>	<b>6</b>	<b>5</b>	<b>2</b>	<b>0</b>	<b>1</b>	<b>4</b>	<b>0</b>	<b>0</b>	<b>0</b>	<b>1</b>	<b>0</b>	<b>0</b>	<b>1</b>	<b>10</b>	<b>24</b>	<b>1</b>	<b>0</b>	<b>.286</b>
Missouri State	38	16	15	16	4	0	3	5	0	3	0	3	0	2	0	13	27	7	0	.395
<b>Southeast Missouri</b>	<b>25</b>	<b>2</b>	<b>1</b>	<b>2</b>	<b>1</b>	<b>0</b>	<b>0</b>	<b>2</b>	<b>0</b>	<b>0</b>	<b>0</b>	<b>1</b>	<b>0</b>	<b>0</b>	<b>1</b>	<b>5</b>	<b>27</b>	<b>12</b>	<b>2</b>	<b>.277</b>
SIU Edwardsville	32	1	6	1	0	0	0	2	0	0	0	1	2	0	0	10	24	9	1	.188
<b>Southeast Missouri</b>	<b>25</b>	<b>2</b>	<b>4</b>	<b>2</b>	<b>1</b>	<b>0</b>	<b>0</b>	<b>1</b>	<b>0</b>	<b>0</b>	<b>0</b>	<b>1</b>	<b>1</b>	<b>0</b>	<b>3</b>	<b>7</b>	<b>27</b>	<b>9</b>	<b>0</b>	<b>.273</b>
SIU Edwardsville	32	1	5	1	2	0	0	1	0	0	0	1	1	0	0	4	24	13	1	.156
<b>Southeast Missouri</b>	<b>28</b>	<b>5</b>	<b>8</b>	<b>5</b>	<b>0</b>	<b>0</b>	<b>2</b>	<b>2</b>	<b>0</b>	<b>0</b>	<b>0</b>	<b>1</b>	<b>2</b>	<b>0</b>	<b>2</b>	<b>7</b>	<b>27</b>	<b>5</b>	<b>0</b>	<b>.273</b>
SIU Edwardsville	34	2	8	2	1	0	1	3	0	3	1	2	0	0	0	12	24	8	0	.235
<b>Southeast Missouri</b>	<b>32</b>	<b>4</b>	<b>7</b>	<b>4</b>	<b>2</b>	<b>0</b>	<b>0</b>	<b>3</b>	<b>0</b>	<b>2</b>	<b>0</b>	<b>1</b>	<b>1</b>	<b>0</b>	<b>1</b>	<b>6</b>	<b>27</b>	<b>5</b>	<b>1</b>	<b>.271</b>
Saint Louis	28	1	3	1	0	0	0	5	0	0	0	1	0	1	1	9	27	13	0	.107
<b>Southeast Missouri</b>	<b>32</b>	<b>3</b>	<b>6</b>	<b>3</b>	<b>0</b>	<b>0</b>	<b>0</b>	<b>1</b>	<b>0</b>	<b>1</b>	<b>1</b>	<b>0</b>	<b>1</b>	<b>1</b>	<b>0</b>	<b>9</b>	<b>24</b>	<b>9</b>	<b>0</b>	<b>.268</b>
Austin Peay	31	4	9	3	1	0	2	2	0	0	0	1	0	0	2	10	27	8	2	.290
<b>Southeast Missouri</b>	<b>35</b>	<b>7</b>	<b>11</b>	<b>7</b>	<b>0</b>	<b>0</b>	<b>4</b>	<b>3</b>	<b>0</b>	<b>0</b>	<b>1</b>	<b>1</b>	<b>0</b>	<b>0</b>	<b>2</b>	<b>8</b>	<b>24</b>	<b>10</b>	<b>0</b>	<b>.270</b>
Austin Peay	32	8	9	8	2	0	1	5	0	0	0	0	0	0	1	10	27	11	0	.281
<b>Southeast Missouri</b>	<b>36</b>	<b>6</b>	<b>12</b>	<b>6</b>	<b>1</b>	<b>0</b>	<b>4</b>	<b>3</b>	<b>0</b>	<b>2</b>	<b>2</b>	<b>0</b>	<b>1</b>	<b>0</b>	<b>0</b>	<b>10</b>	<b>27</b>	<b>8</b>	<b>0</b>	<b>.272</b>
Austin Peay	34	5	7	5	1	0	4	2	0	0	0	0	0	0	0	8	27	12	2	.206
<b>Southeast Missouri</b>	<b>34</b>	<b>8</b>	<b>9</b>	<b>8</b>	<b>2</b>	<b>1</b>	<b>2</b>	<b>1</b>	<b>0</b>	<b>2</b>	<b>1</b>	<b>1</b>	<b>0</b>	<b>0</b>	<b>0</b>	<b>10</b>	<b>27</b>	<b>11</b>	<b>0</b>	<b>.272</b>
Arkansas State	34	5	10	5	3	1	1	5	0	0	1	0	0	0	2	9	24	5	3	.294
<b>Southeast Missouri</b>	<b>37</b>	<b>11</b>	<b>13</b>	<b>11</b>	<b>5</b>	<b>0</b>	<b>0</b>	<b>6</b>	<b>1</b>	<b>1</b>	<b>0</b>	<b>1</b>	<b>0</b>	<b>0</b>	<b>0</b>	<b>9</b>	<b>27</b>	<b>10</b>	<b>1</b>	<b>.275</b>
Murray State	34	2	10	2	1	0	0	11	5	0	1	0	0	1	1	10	24	9	0	.266



# SOUTHEAST MISSOURI BASEBALL NOTES

## NCAA LOUISVILLE REGIONAL // JUNE 3-6

### Game-by-Game Hitting

Opponent	AB	R	H	RBI	2B	3B	HR	BB	IBB	SB	CS	HBP	SAC	SF	GDP	K	PO	A	E	Avg
Southeast Missouri	32	8	10	8	3	0	2	4	0	1	0	1	0	0	1	7	27	11	0	.276
Murray State	34	5	8	4	0	0	1	11	4	0	0	0	0	0	0	4	24	9	1	.265
Southeast Missouri	39	11	14	11	2	2	2	1	0	0	0	0	0	2	0	5	27	9	0	.279
Murray State	42	10	16	10	3	1	4	33	2	0	2	0	0	0	0	8	25	4	7	.270
Southeast Missouri	36	2	10	2	2	0	1	0	0	1	0	1	0	0	1	10	27	10	0	.279
Southern Illinois	32	3	6	3	1	0	2	6	0	3	0	1	0	0	1	7	27	5	0	.188
Southeast Missouri	35	3	9	3	0	1	0	6	0	0	0	3	0	0	2	6	24	5	3	.279
Tennessee Tech	34	10	9	0	0	2	8	6	7	2	0	1	0	0	1	7	0	0	0	.264
Southeast Missouri	37	9	10	9	2	0	5	3	0	0	0	2	0	0	1	8	27	5	1	.278
Tennessee Tech	32	4	6	0	0	0	3	4	0	0	0	1	1	0	0	15	0	0	0	.187
Southeast Missouri	34	4	8	4	2	0	2	3	0	0	1	0	1	0	0	9	24	4	1	.277
Tennessee Tech	31	7	9	1	0	2	2	4	0	1	0	0	1	1	0	9	0	0	0	.290
Southeast Missouri	38	13	12	12	2	0	1	9	0	1	0	4	0	2	0	12	27	11	0	.278
Ole Miss	35	3	10	3	1	0	2	3	0	0	0	1	0	0	2	9	27	10	3	.286
Southeast Missouri	43	8	13	8	3	1	1	1	0	0	1	1	0	0	0	7	30	10	0	.279
Morehead State	36	7	10	6	2	1	1	3	0	0	0	0	2	1	1	13	28	9	3	.278
Southeast Missouri	34	16	10	16	5	0	1	5	0	0	0	8	0	0	1	7	27	9	1	.279
Morehead State	41	9	15	9	1	0	3	1	0	1	0	0	0	0	2	7	24	5	1	.366
Southeast Missouri	36	9	9	8	2	0	5	6	0	1	0	0	0	0	2	7	30	13	4	.279
Morehead State	41	8	12	7	4	1	0	4	0	2	0	1	1	1	0	11	29	12	0	.293
Southeast Missouri	40	6	11	6	4	0	1	3	0	3	0	2	2	1	1	11	30	3	0	.279
Southern Illinois	41	7	10	7	2	0	2	5	0	0	0	0	0	0	0	14	33	11	1	.244
Southeast Missouri	33	5	6	5	0	0	3	6	1	0	0	0	2	1	1	8	30	9	0	.276
Belmont	34	4	5	3	1	0	0	6	2	1	1	0	1	0	0	10	30	8	1	.281
Southeast Missouri	32	3	7	3	1	0	2	2	0	1	0	0	0	0	0	9	24	9	1	.275
Belmont	31	5	10	5	2	0	1	15	4	0	0	0	0	2	1	7	27	9	0	.282
Southeast Missouri	32	11	11	10	3	0	2	7	1	0	0	1	2	1	1	9	27	4	0	.276
Belmont	40	4	14	4	2	0	1	19	1	0	0	1	0	0	0	11	27	14	0	.284
Southeast Missouri	30	3	4	3	0	0	2	6	0	1	0	0	0	0	1	13	24	10	1	.274
Missouri	34	9	10	8	1	0	3	4	0	0	0	5	1	0	0	6	27	7	1	.294
Southeast Missouri	32	0	7	0	0	0	0	2	0	1	1	1	0	0	1	16	24	7	2	.272
Oklahoma State	31	4	10	3	1	0	1	4	0	2	0	0	0	1	2	5	27	5	0	.323
Southeast Missouri	36	6	9	5	0	1	1	5	0	1	0	1	0	0	1	11	24	9	0	.272
Oklahoma State	36	11	15	11	3	1	2	6	0	2	0	0	0	1	2	9	27	14	1	.417
Southeast Missouri	26	3	6	3	1	0	0	4	0	4	0	0	0	0	1	8	18	6	1	.271
Oklahoma State	29	15	13	15	2	1	4	4	0	0	0	2	0	1	0	2	21	5	1	.448
Southeast Missouri	28	8	9	8	2	0	3	5	0	0	2	2	1	1	1	9	27	9	0	.272
Missouri State	36	7	11	6	4	0	1	1	0	0	1	3	0	0	0	13	24	10	0	.306
Southeast Missouri	27	3	4	3	1	0	0	5	0	1	1	5	0	1	2	10	27	8	2	.270
UT Martin	41	10	14	10	4	0	1	2	0	1	1	0	0	0	0	13	27	9	0	.341
Southeast Missouri	33	7	7	7	3	0	2	4	0	0	0	1	0	0	0	3	27	6	2	.269
UT Martin	37	6	11	5	4	0	1	4	0	1	0	1	0	1	1	8	26	6	0	.297
Southeast Missouri	38	15	14	14	7	0	2	9	0	1	0	1	1	1	1	3	24	10	0	.271
UT Martin	27	2	4	2	2	0	1	1	0	0	0	0	0	0	1	5	24	8	3	.148
Southeast Missouri	33	6	9	6	1	0	0	3	0	1	0	0	1	1	1	6	27	7	3	.271
Eastern Illinois	37	4	9	4	2	0	1	14	3	1	1	0	0	1	0	0	27	9	0	.294
Southeast Missouri	33	5	9	4	2	0	0	4	0	1	0	0	0	1	0	11	24	7	3	.271
Eastern Illinois	30	7	8	7	2	0	0	10	7	2	0	1	0	2	1	0	27	7	0	.293
Southeast Missouri	26	1	4	1	0	0	1	0	0	0	0	0	0	0	0	3	18	7	1	.269
Eastern Illinois	27	5	8	5	1	1	0	11	4	1	3	0	0	0	0	0	20	7	3	.293
Southeast Missouri	39	10	12	10	2	0	3	6	0	0	1	1	0	0	0	13	27	12	1	.270
Tennessee Tech	32	11	8	11	3	0	3	10	1	0	0	1	1	1	2	6	27	9	1	.280
Southeast Missouri	30	14	9	12	0	0	1	17	0	2	1	4	0	1	1	6	27	9	0	.271
SIU Edwardsville	36	6	10	5	1	0	2	6	0	0	0	2	0	1	0	6	24	6	0	.280
Southeast Missouri	32	5	13	5	1	0	2	2	1	0	0	0	2	0	1	6	27	9	0	.273
Tennessee Tech	32	2	6	2	3	0	1	4	0	0	0	0	0	0	1	8	24	11	0	.278
Southeast Missouri	35	5	7	5	0	0	3	4	0	0	0	0	1	0	1	9	30	11	2	.272
Belmont	40	4	8	2	1	1	0	1	0	0	0	1	0	0	0	9	30	12	0	.277

# SOUTHEAST MISSOURI BASEBALL NOTES

## NCAA LOUISVILLE REGIONAL // JUNE 3-6



### Game-by-Game Pitching

Opponent	IP	H	R	ER	BB	SO	2B	3B	HR	WP	BK	HBP	DP	IBB	Score	W-L	SV	ERA
<b>Southeast Missouri</b>	<b>12.0</b>	<b>12</b>	<b>6</b>	<b>5</b>	<b>4</b>	<b>12</b>	<b>2</b>	<b>0</b>	<b>1</b>	<b>3</b>	<b>2</b>	<b>0</b>	<b>1</b>	<b>0</b>	<b>7-6</b>	<b>1-0</b>	<b>0</b>	<b>3.75</b>
Dallas Baptist	12.0	10	7	5	10	19	1	2	0	2	0	0	0	0	6-7	0-1	0	3.75
<b>Southeast Missouri</b>	<b>10.0</b>	<b>10</b>	<b>5</b>	<b>5</b>	<b>3</b>	<b>11</b>	<b>1</b>	<b>0</b>	<b>2</b>	<b>2</b>	<b>0</b>	<b>0</b>	<b>0</b>	<b>0</b>	<b>6-5</b>	<b>2-0</b>	<b>1</b>	<b>4.09</b>
Dallas Baptist	10.0	10	6	6	5	12	2	0	1	1	0	0	1	0	5-6	0-2	0	4.50
<b>Southeast Missouri</b>	<b>8.0</b>	<b>14</b>	<b>13</b>	<b>12</b>	<b>9</b>	<b>10</b>	<b>3</b>	<b>1</b>	<b>4</b>	<b>0</b>	<b>0</b>	<b>0</b>	<b>0</b>	<b>1</b>	<b>5-13</b>	<b>2-1</b>	<b>1</b>	<b>6.60</b>
Dallas Baptist	9.0	5	5	5	8	14	3	0	1	1	0	1	1	0	13-5	1-2	0	4.65
<b>Southeast Missouri</b>	<b>Canceled</b>	<b>-</b>	<b>-</b>	<b>-</b>	<b>-</b>	<b>-</b>	<b>-</b>	<b>-</b>	<b>-</b>	<b>-</b>	<b>-</b>	<b>-</b>	<b>-</b>	<b>-</b>	<b>-</b>	<b>-</b>	<b>-</b>	<b>-</b>
Kentucky	-	-	-	-	-	-	-	-	-	-	-	-	-	-	-	-	-	-
<b>Southeast Missouri</b>	<b>11.0</b>	<b>13</b>	<b>7</b>	<b>7</b>	<b>6</b>	<b>9</b>	<b>3</b>	<b>0</b>	<b>2</b>	<b>1</b>	<b>0</b>	<b>1</b>	<b>1</b>	<b>1</b>	<b>8-7</b>	<b>3-1</b>	<b>1</b>	<b>6.37</b>
Bellarmine	10.0	11	8	6	9	10	3	0	3	2	0	0	0	1	7-8	1-5	0	5.40
<b>Southeast Missouri</b>	<b>9.0</b>	<b>7</b>	<b>2</b>	<b>1</b>	<b>4</b>	<b>3</b>	<b>1</b>	<b>0</b>	<b>0</b>	<b>0</b>	<b>0</b>	<b>1</b>	<b>2</b>	<b>0</b>	<b>10-2</b>	<b>4-1</b>	<b>1</b>	<b>5.40</b>
Bellarmine	8.0	8	10	7	11	6	2	0	2	0	0	1	0	0	2-10	1-6	0	7.88
<b>Southeast Missouri</b>	<b>9.0</b>	<b>9</b>	<b>8</b>	<b>8</b>	<b>10</b>	<b>12</b>	<b>0</b>	<b>2</b>	<b>0</b>	<b>2</b>	<b>1</b>	<b>0</b>	<b>0</b>	<b>0</b>	<b>12-8</b>	<b>5-1</b>	<b>1</b>	<b>5.80</b>
Bellarmine	8.0	11	12	11	7	6	3	0	2	2	0	1	0	0	8-12	1-7	0	12.38
<b>Southeast Missouri</b>	<b>7.0</b>	<b>5</b>	<b>5</b>	<b>4</b>	<b>5</b>	<b>5</b>	<b>2</b>	<b>0</b>	<b>1</b>	<b>0</b>	<b>0</b>	<b>1</b>	<b>1</b>	<b>0</b>	<b>16-5</b>	<b>6-1</b>	<b>1</b>	<b>5.73</b>
Saint Louis	6.0	16	16	14	9	4	4	0	2	4	0	1	2	0	5-16	1-5	0	21.00
<b>Southeast Missouri</b>	<b>9.0</b>	<b>12</b>	<b>7</b>	<b>7</b>	<b>4</b>	<b>8</b>	<b>2</b>	<b>0</b>	<b>3</b>	<b>2</b>	<b>0</b>	<b>1</b>	<b>1</b>	<b>0</b>	<b>16-7</b>	<b>7-1</b>	<b>1</b>	<b>5.76</b>
Bradley	8.0	15	16	15	7	9	5	0	1	3	0	3	0	0	7-16	3-4	0	16.88
<b>Southeast Missouri</b>	<b>7.0</b>	<b>10</b>	<b>8</b>	<b>8</b>	<b>3</b>	<b>10</b>	<b>3</b>	<b>0</b>	<b>2</b>	<b>0</b>	<b>0</b>	<b>0</b>	<b>0</b>	<b>0</b>	<b>11-8</b>	<b>8-1</b>	<b>2</b>	<b>6.15</b>
Bradley	6.0	12	11	11	2	5	1	0	3	1	0	0	0	0	8-11	3-5	0	16.50
<b>Southeast Missouri</b>	<b>9.0</b>	<b>6</b>	<b>5</b>	<b>4</b>	<b>4</b>	<b>12</b>	<b>3</b>	<b>0</b>	<b>1</b>	<b>0</b>	<b>0</b>	<b>0</b>	<b>0</b>	<b>0</b>	<b>12-5</b>	<b>9-1</b>	<b>2</b>	<b>5.93</b>
Bradley	8.0	9	12	8	7	12	1	0	5	0	0	1	0	0	5-12	3-6	0	9.00
<b>Southeast Missouri</b>	<b>9.0</b>	<b>9</b>	<b>6</b>	<b>5</b>	<b>1</b>	<b>7</b>	<b>1</b>	<b>0</b>	<b>1</b>	<b>3</b>	<b>0</b>	<b>0</b>	<b>0</b>	<b>0</b>	<b>14-6</b>	<b>10-1</b>	<b>2</b>	<b>5.85</b>
Arkansas State	9.0	11	14	10	13	13	5	0	2	2	0	1	0	0	6-14	4-6	0	10.00
<b>Southeast Missouri</b>	<b>9.0</b>	<b>7</b>	<b>1</b>	<b>1</b>	<b>5</b>	<b>12</b>	<b>0</b>	<b>0</b>	<b>0</b>	<b>2</b>	<b>0</b>	<b>1</b>	<b>1</b>	<b>0</b>	<b>9-1</b>	<b>11-1</b>	<b>2</b>	<b>5.45</b>
Valparaiso	8.0	9	9	8	4	10	2	0	2	0	0	2	2	0	1-9	5-4	0	9.35
<b>Southeast Missouri</b>	<b>9.0</b>	<b>8</b>	<b>6</b>	<b>6</b>	<b>5</b>	<b>10</b>	<b>2</b>	<b>0</b>	<b>2</b>	<b>1</b>	<b>0</b>	<b>0</b>	<b>1</b>	<b>0</b>	<b>16-6</b>	<b>12-1</b>	<b>2</b>	<b>5.49</b>
Valparaiso	8.0	16	16	14	10	9	0	1	3	2	0	3	2	0	6-16	5-5	0	9.82
<b>Southeast Missouri</b>	<b>9.0</b>	<b>12</b>	<b>8</b>	<b>7</b>	<b>3</b>	<b>10</b>	<b>1</b>	<b>1</b>	<b>1</b>	<b>0</b>	<b>0</b>	<b>0</b>	<b>0</b>	<b>0</b>	<b>10-8</b>	<b>13-1</b>	<b>2</b>	<b>5.60</b>
Valparaiso	8.0	14	10	10	4	13	1	1	5	0	0	0	0	0	8-10	5-6	0	9.92
<b>Southeast Missouri</b>	<b>8.0</b>	<b>14</b>	<b>10</b>	<b>10</b>	<b>2</b>	<b>8</b>	<b>2</b>	<b>0</b>	<b>3</b>	<b>1</b>	<b>1</b>	<b>3</b>	<b>1</b>	<b>0</b>	<b>1-10</b>	<b>13-2</b>	<b>2</b>	<b>5.93</b>
Indiana State	4	1	1	3	14	2	0	0	0	0	0	0	0	0	10-1	8-6	1	1.00
<b>Southeast Missouri</b>	<b>8.1</b>	<b>10</b>	<b>5</b>	<b>1</b>	<b>2</b>	<b>5</b>	<b>2</b>	<b>0</b>	<b>1</b>	<b>0</b>	<b>0</b>	<b>1</b>	<b>1</b>	<b>0</b>	<b>4-5</b>	<b>13-3</b>	<b>2</b>	<b>5.65</b>
Indiana State	9.0	7	4	1	2	8	1	0	1	0	0	1	0	0	5-4	9-6	0	1.00
<b>Southeast Missouri</b>	<b>9.0</b>	<b>8</b>	<b>3</b>	<b>3</b>	<b>5</b>	<b>8</b>	<b>2</b>	<b>0</b>	<b>1</b>	<b>1</b>	<b>1</b>	<b>0</b>	<b>2</b>	<b>0</b>	<b>6-3</b>	<b>14-3</b>	<b>3</b>	<b>5.49</b>
Missouri State	9.0	9	6	2	5	11	2	0	0	0	0	0	0	0	3-6	8-8	0	2.00
<b>Southeast Missouri</b>	<b>8.0</b>	<b>17</b>	<b>9</b>	<b>9</b>	<b>2</b>	<b>6</b>	<b>5</b>	<b>0</b>	<b>0</b>	<b>1</b>	<b>0</b>	<b>0</b>	<b>1</b>	<b>0</b>	<b>3-9</b>	<b>14-4</b>	<b>3</b>	<b>5.73</b>
Missouri State	9.0	8	3	3	2	7	1	0	1	1	0	0	0	0	9-3	9-8	0	3.00
<b>Southeast Missouri</b>	<b>8.0</b>	<b>15</b>	<b>16</b>	<b>16</b>	<b>5</b>	<b>13</b>	<b>4</b>	<b>0</b>	<b>3</b>	<b>0</b>	<b>0</b>	<b>2</b>	<b>0</b>	<b>0</b>	<b>5-16</b>	<b>14-5</b>	<b>3</b>	<b>6.31</b>
Missouri State	9.0	6	5	5	4	10	2	0	1	1	0	1	0	0	16-5	10-8	0	5.00
<b>Southeast Missouri</b>	<b>9.0</b>	<b>6</b>	<b>1</b>	<b>1</b>	<b>2</b>	<b>10</b>	<b>0</b>	<b>0</b>	<b>0</b>	<b>1</b>	<b>0</b>	<b>1</b>	<b>1</b>	<b>0</b>	<b>2-1</b>	<b>15-5</b>	<b>4</b>	<b>6.04</b>
SIU Edwardsville	8.0	1	2	2	2	5	1	0	0	0	0	1	0	0	1-2	10-9	0	2.25
<b>Southeast Missouri</b>	<b>9.0</b>	<b>5</b>	<b>1</b>	<b>1</b>	<b>1</b>	<b>4</b>	<b>2</b>	<b>0</b>	<b>0</b>	<b>0</b>	<b>0</b>	<b>1</b>	<b>0</b>	<b>0</b>	<b>2-1</b>	<b>16-5</b>	<b>5</b>	<b>5.80</b>
SIU Edwardsville	8.0	4	2	2	1	7	1	0	0	1	0	0	0	0	1-2	10-10	0	2.25
<b>Southeast Missouri</b>	<b>9.0</b>	<b>8</b>	<b>2</b>	<b>2</b>	<b>3</b>	<b>12</b>	<b>1</b>	<b>0</b>	<b>1</b>	<b>2</b>	<b>0</b>	<b>2</b>	<b>0</b>	<b>0</b>	<b>5-2</b>	<b>17-5</b>	<b>6</b>	<b>5.62</b>
SIU Edwardsville	8.0	8	5	5	2	7	0	0	2	0	0	1	0	0	2-5	10-11	0	5.63
<b>Southeast Missouri</b>	<b>9.0</b>	<b>3</b>	<b>1</b>	<b>1</b>	<b>5</b>	<b>9</b>	<b>0</b>	<b>0</b>	<b>0</b>	<b>0</b>	<b>0</b>	<b>1</b>	<b>1</b>	<b>0</b>	<b>4-1</b>	<b>18-5</b>	<b>6</b>	<b>5.42</b>
Saint Louis	9.0	7	4	4	3	6	2	0	0	0	0	1	0	0	1-4	12-10	0	4.00
<b>Southeast Missouri</b>	<b>8.0</b>	<b>9</b>	<b>4</b>	<b>4</b>	<b>2</b>	<b>10</b>	<b>1</b>	<b>0</b>	<b>2</b>	<b>0</b>	<b>0</b>	<b>1</b>	<b>2</b>	<b>0</b>	<b>3-4</b>	<b>18-6</b>	<b>6</b>	<b>5.38</b>
Austin Peay	9.0	6	3	3	1	9	0	0	0	2	0	0	0	0	4-3	9-18	0	3.00
<b>Southeast Missouri</b>	<b>8.0</b>	<b>9</b>	<b>8</b>	<b>8</b>	<b>5</b>	<b>10</b>	<b>2</b>	<b>0</b>	<b>1</b>	<b>3</b>	<b>0</b>	<b>0</b>	<b>1</b>	<b>0</b>	<b>7-8</b>	<b>18-7</b>	<b>6</b>	<b>5.51</b>
Austin Peay	9.0	11	7	7	3	8	0	0	4	0	0	1	0	0	8-7	10-18	1	7.00
<b>Southeast Missouri</b>	<b>9.0</b>	<b>7</b>	<b>5</b>	<b>5</b>	<b>2</b>	<b>8</b>	<b>1</b>	<b>0</b>	<b>4</b>	<b>0</b>	<b>0</b>	<b>0</b>	<b>0</b>	<b>0</b>	<b>6-5</b>	<b>19-7</b>	<b>7</b>	<b>5.49</b>
Austin Peay	9.0	12	6	6	3	10	1	0	4	2	0	0	0	0	5-6	10-19	0	6.00
<b>Southeast Missouri</b>	<b>9.0</b>	<b>10</b>	<b>5</b>	<b>5</b>	<b>5</b>	<b>9</b>	<b>3</b>	<b>1</b>	<b>1</b>	<b>1</b>	<b>0</b>	<b>0</b>	<b>2</b>	<b>0</b>	<b>8-5</b>	<b>19-7</b>	<b>7</b>	<b>5.49</b>
Arkansas State	8.0	9	8	4	1	10	2	1	2	1	0	1	0	0	5-8	5-21	0	4.50
<b>Southeast Missouri</b>	<b>9.0</b>	<b>10</b>	<b>2</b>	<b>1</b>	<b>5</b>	<b>10</b>	<b>1</b>	<b>0</b>	<b>0</b>	<b>2</b>	<b>0</b>	<b>0</b>	<b>0</b>	<b>0</b>	<b>11-2</b>	<b>21-7</b>	<b>8</b>	<b>5.31</b>
Murray State	8.0	13	11	11	6	9	5	0	0	3	1	1	0	1	2-11	15-13	4	5.30



# SOUTHEAST MISSOURI BASEBALL NOTES

## NCAA LOUISVILLE REGIONAL // JUNE 3-6

### Game-by-Game Pitching

Opponent	IP	H	R	ER	BB	SO	2B	3B	HR	WP	BK	HBP	DP	IBB	Score	W-L	SV	ERA
<b>Southeast Missouri</b>	<b>9.0</b>	<b>8</b>	<b>5</b>	<b>5</b>	<b>4</b>	<b>4</b>	<b>0</b>	<b>0</b>	<b>1</b>	<b>1</b>	<b>0</b>	<b>0</b>	<b>0</b>	<b>0</b>	<b>8-5</b>	<b>22-7</b>	<b>8</b>	<b>5.30</b>
Murray State	8.0	10	8	8	4	7	3	0	2	1	0	1	1	0	5-8	15-14	4	5.41
<b>Southeast Missouri</b>	<b>9.0</b>	<b>16</b>	<b>10</b>	<b>10</b>	<b>2</b>	<b>8</b>	<b>3</b>	<b>1</b>	<b>4</b>	<b>0</b>	<b>0</b>	<b>0</b>	<b>1</b>	<b>0</b>	<b>11-10</b>	<b>23-7</b>	<b>8</b>	<b>5.46</b>
Murray State	8.1	14	11	9	1	5	2	2	2	1	1	0	0	0	10-11	15-15	4	5.55
<b>Southeast Missouri</b>	<b>9.0</b>	<b>6</b>	<b>3</b>	<b>3</b>	<b>6</b>	<b>7</b>	<b>1</b>	<b>0</b>	<b>2</b>	<b>1</b>	<b>0</b>	<b>1</b>	<b>1</b>	<b>0</b>	<b>2-3</b>	<b>23-8</b>	<b>8</b>	<b>5.38</b>
Southern Illinois	9.0	10	2	2	0	10	2	0	1	0	0	1	0	0	3-2	24-9	1	2.00
<b>Southeast Missouri</b>	<b>8.0</b>	<b>9</b>	<b>10</b>	<b>4</b>	<b>6</b>	<b>7</b>	<b>0</b>	<b>0</b>	<b>2</b>	<b>1</b>	<b>0</b>	<b>1</b>	<b>1</b>	<b>0</b>	<b>3-10</b>	<b>23-9</b>	<b>8</b>	<b>5.36</b>
Tennessee Tech	9.0	9	3	2	6	6	0	1	0	0	0	0	0	0	10-3	19-12	0	2.00
<b>Southeast Missouri</b>	<b>9.0</b>	<b>6</b>	<b>4</b>	<b>2</b>	<b>4</b>	<b>15</b>	<b>0</b>	<b>0</b>	<b>0</b>	<b>0</b>	<b>0</b>	<b>1</b>	<b>0</b>	<b>0</b>	<b>9-4</b>	<b>24-9</b>	<b>8</b>	<b>5.25</b>
Tennessee Tech	9.0	10	9	6	3	8	2	0	5	0	0	0	0	0	4-9	19-13	0	6.00
<b>Southeast Missouri</b>	<b>8.0</b>	<b>9</b>	<b>7</b>	<b>6</b>	<b>4</b>	<b>9</b>	<b>1</b>	<b>0</b>	<b>2</b>	<b>0</b>	<b>0</b>	<b>0</b>	<b>0</b>	<b>0</b>	<b>4-7</b>	<b>24-10</b>	<b>8</b>	<b>5.29</b>
Tennessee Tech	9.0	8	4	4	3	9	0	0	2	0	0	0	0	0	7-4	20-13	0	4.00
<b>Southeast Missouri</b>	<b>9.0</b>	<b>10</b>	<b>3</b>	<b>3</b>	<b>3</b>	<b>9</b>	<b>1</b>	<b>0</b>	<b>2</b>	<b>0</b>	<b>0</b>	<b>1</b>	<b>2</b>	<b>0</b>	<b>13-3</b>	<b>25-10</b>	<b>8</b>	<b>5.22</b>
Ole Miss	9.0	12	13	11	9	12	2	0	1	2	0	4	0	0	3-13	21-15	0	11.00
<b>Southeast Missouri</b>	<b>10.0</b>	<b>12</b>	<b>8</b>	<b>5</b>	<b>4</b>	<b>11</b>	<b>4</b>	<b>1</b>	<b>0</b>	<b>1</b>	<b>0</b>	<b>1</b>	<b>0</b>	<b>0</b>	<b>8-7</b>	<b>25-10</b>	<b>8</b>	<b>5.26</b>
Morehead State	9.1	13	8	3	1	7	3	1	1	0	0	1	0	0	7-8	16-20	0	2.89
<b>Southeast Missouri</b>	<b>9.0</b>	<b>15</b>	<b>9</b>	<b>8</b>	<b>1</b>	<b>7</b>	<b>1</b>	<b>0</b>	<b>3</b>	<b>0</b>	<b>0</b>	<b>0</b>	<b>2</b>	<b>0</b>	<b>16-9</b>	<b>26-10</b>	<b>8</b>	<b>5.33</b>
Morehead State	8.0	10	16	14	5	7	5	0	1	1	0	8	0	0	9-16	16-21	0	15.75
<b>Southeast Missouri</b>	<b>10.0</b>	<b>12</b>	<b>8</b>	<b>5</b>	<b>4</b>	<b>11</b>	<b>4</b>	<b>1</b>	<b>0</b>	<b>1</b>	<b>0</b>	<b>1</b>	<b>0</b>	<b>0</b>	<b>9-8</b>	<b>27-10</b>	<b>8</b>	<b>5.31</b>
Morehead State	9.2	9	9	9	6	7	2	0	5	0	0	0	0	0	8-9	16-22	0	8.38
<b>Southeast Missouri</b>	<b>10.0</b>	<b>7</b>	<b>7</b>	<b>5</b>	<b>14</b>	<b>2</b>	<b>0</b>	<b>2</b>	<b>1</b>	<b>0</b>	<b>0</b>	<b>0</b>	<b>0</b>	<b>0</b>	<b>6-7</b>	<b>28-11</b>	<b>8</b>	<b>5.34</b>
Southern Illinois	11.0	11	6	5	3	11	3	0	1	1	0	2	0	0	7-6	29-11	0	4.09
<b>Southeast Missouri</b>	<b>10.0</b>	<b>5</b>	<b>4</b>	<b>4</b>	<b>2</b>	<b>10</b>	<b>1</b>	<b>0</b>	<b>0</b>	<b>1</b>	<b>0</b>	<b>1</b>	<b>0</b>	<b>1</b>	<b>5-4</b>	<b>29-11</b>	<b>8</b>	<b>5.29</b>
Belmont	10.0	6	5	4	6	8	0	0	3	0	0	0	1	1	4-5	27-15	15	4.38
<b>Southeast Missouri</b>	<b>8.0</b>	<b>10</b>	<b>5</b>	<b>5</b>	<b>4</b>	<b>7</b>	<b>2</b>	<b>0</b>	<b>1</b>	<b>0</b>	<b>0</b>	<b>0</b>	<b>1</b>	<b>0</b>	<b>3-5</b>	<b>29-12</b>	<b>8</b>	<b>5.30</b>
Belmont	9.0	7	3	3	2	9	1	0	2	1	0	0	0	0	5-3	28-15	16	4.34
<b>Southeast Missouri</b>	<b>9.0</b>	<b>14</b>	<b>4</b>	<b>4</b>	<b>1</b>	<b>11</b>	<b>2</b>	<b>0</b>	<b>1</b>	<b>0</b>	<b>0</b>	<b>0</b>	<b>0</b>	<b>0</b>	<b>11-4</b>	<b>30-12</b>	<b>8</b>	<b>5.27</b>
Belmont	9.0	11	11	11	7	9	3	0	2	1	0	1	2	1	4-11	28-16	16	4.50
<b>Southeast Missouri</b>	<b>8.0</b>	<b>10</b>	<b>9</b>	<b>9</b>	<b>4</b>	<b>6</b>	<b>1</b>	<b>0</b>	<b>3</b>	<b>3</b>	<b>0</b>	<b>5</b>	<b>0</b>	<b>0</b>	<b>3-9</b>	<b>30-13</b>	<b>8</b>	<b>5.37</b>
Missouri	9.0	4	3	3	6	13	0	0	2	0	0	0	0	0	9-3	25-17	1	3.00
<b>Southeast Missouri</b>	<b>8.0</b>	<b>10</b>	<b>4</b>	<b>3</b>	<b>4</b>	<b>5</b>	<b>1</b>	<b>0</b>	<b>1</b>	<b>3</b>	<b>0</b>	<b>0</b>	<b>2</b>	<b>0</b>	<b>0-4</b>	<b>30-14</b>	<b>8</b>	<b>5.33</b>
Oklahoma State	9.0	7	0	0	2	16	0	0	0	0	0	1	0	0	4-0	32-13	0	0.00
<b>Southeast Missouri</b>	<b>8.0</b>	<b>15</b>	<b>11</b>	<b>11</b>	<b>6</b>	<b>9</b>	<b>3</b>	<b>1</b>	<b>2</b>	<b>0</b>	<b>0</b>	<b>0</b>	<b>2</b>	<b>0</b>	<b>6-11</b>	<b>30-15</b>	<b>8</b>	<b>5.47</b>
Oklahoma State	9.0	9	6	6	5	11	0	1	1	0	0	1	0	0	11-6	33-13	0	6.00
<b>Southeast Missouri</b>	<b>6.0</b>	<b>13</b>	<b>15</b>	<b>15</b>	<b>14</b>	<b>4</b>	<b>2</b>	<b>2</b>	<b>1</b>	<b>4</b>	<b>1</b>	<b>0</b>	<b>2</b>	<b>0</b>	<b>3-15</b>	<b>30-16</b>	<b>8</b>	<b>5.70</b>
Oklahoma State	7.0	6	3	3	4	8	1	0	0	0	0	0	0	0	15-3	34-13	1	3.86
<b>Southeast Missouri</b>	<b>9.0</b>	<b>11</b>	<b>7</b>	<b>7</b>	<b>1</b>	<b>13</b>	<b>4</b>	<b>0</b>	<b>1</b>	<b>2</b>	<b>0</b>	<b>3</b>	<b>0</b>	<b>0</b>	<b>8-7</b>	<b>31-16</b>	<b>8</b>	<b>5.73</b>
Missouri State	8.0	9	8	8	5	9	2	0	3	0	0	2	0	0	7-8	22-23	0	9.00
<b>Southeast Missouri</b>	<b>9.0</b>	<b>14</b>	<b>10</b>	<b>9</b>	<b>2</b>	<b>13</b>	<b>4</b>	<b>0</b>	<b>1</b>	<b>0</b>	<b>0</b>	<b>0</b>	<b>0</b>	<b>0</b>	<b>3-10</b>	<b>31-17</b>	<b>8</b>	<b>5.73</b>
UT Martin	9.0	4	3	3	5	10	1	0	0	3	0	5	0	0	10-3	11-32	1	3.00
<b>Southeast Missouri</b>	<b>9.0</b>	<b>11</b>	<b>6</b>	<b>5</b>	<b>4</b>	<b>8</b>	<b>4</b>	<b>0</b>	<b>1</b>	<b>2</b>	<b>0</b>	<b>1</b>	<b>1</b>	<b>0</b>	<b>7-6</b>	<b>32-17</b>	<b>8</b>	<b>5.72</b>
UT Martin	8.2	7	7	7	4	3	3	0	2	0	0	1	0	0	6-7	11-33	0	7.27
<b>Southeast Missouri</b>	<b>8.0</b>	<b>4</b>	<b>2</b>	<b>2</b>	<b>1</b>	<b>5</b>	<b>2</b>	<b>0</b>	<b>1</b>	<b>0</b>	<b>0</b>	<b>0</b>	<b>1</b>	<b>0</b>	<b>15-2</b>	<b>33-17</b>	<b>8</b>	<b>5.65</b>
UT Martin	8.0	14	15	14	9	3	7	0	2	3	0	1	0	-0	2-15	11-34	0	15.75
<b>Southeast Missouri</b>	<b>9.0</b>	<b>9</b>	<b>4</b>	<b>4</b>	<b>3</b>	<b>10</b>	<b>2</b>	<b>0</b>	<b>1</b>	<b>0</b>	<b>0</b>	<b>0</b>	<b>0</b>	<b>1</b>	<b>6-4</b>	<b>34-17</b>	<b>9</b>	<b>5.62</b>
Eastern Illinois	9.0	9	6	6	3	6	1	0	0	2	0	0	1	0	4-6	31-19	16	5.59
<b>Southeast Missouri</b>	<b>8.0</b>	<b>8</b>	<b>7</b>	<b>2</b>	<b>7</b>	<b>5</b>	<b>2</b>	<b>0</b>	<b>0</b>	<b>1</b>	<b>0</b>	<b>0</b>	<b>0</b>	<b>2</b>	<b>5-7</b>	<b>34-18</b>	<b>9</b>	<b>5.56</b>
Eastern Illinois	9.0	9	5	5	4	11	2	0	0	1	1	0	1	0	7-5	32-19	16	5.51
<b>Southeast Missouri</b>	<b>6.0</b>	<b>8</b>	<b>5</b>	<b>4</b>	<b>4</b>	<b>8</b>	<b>1</b>	<b>1</b>	<b>0</b>	<b>0</b>	<b>0</b>	<b>0</b>	<b>0</b>	<b>1</b>	<b>1-5</b>	<b>34-19</b>	<b>9</b>	<b>5.57</b>
Eastern Illinois	6.2	4	1	1	0	3	0	0	1	0	0	0	0	0	5-1	33-19	16	5.51
<b>Southeast Missouri</b>	<b>9.0</b>	<b>8</b>	<b>11</b>	<b>10</b>	<b>10</b>	<b>6</b>	<b>3</b>	<b>0</b>	<b>3</b>	<b>2</b>	<b>0</b>	<b>1</b>	<b>2</b>	<b>1</b>	<b>10-11</b>	<b>34-20</b>	<b>9</b>	<b>5.65</b>
Tennessee Tech	9.0	12	10	10	6	13	2	0	3	1	0	1	0	0	11-10	20-34	8	6.60
<b>Southeast Missouri</b>	<b>9.0</b>	<b>10</b>	<b>6</b>	<b>6</b>	<b>6</b>	<b>6</b>	<b>1</b>	<b>0</b>	<b>2</b>	<b>2</b>	<b>0</b>	<b>2</b>	<b>0</b>	<b>0</b>	<b>14-6</b>	<b>35-20</b>	<b>9</b>	<b>5.66</b>
SIU Edwardsville	8.0	9	14	14	17	6	0	0	1	1	0	4	1	0	6-14	20-35	8	6.75
<b>Southeast Missouri</b>	<b>9.0</b>	<b>6</b>	<b>2</b>	<b>2</b>	<b>4</b>	<b>8</b>	<b>3</b>	<b>0</b>	<b>1</b>	<b>0</b>	<b>0</b>	<b>0</b>	<b>1</b>	<b>0</b>	<b>5-2</b>	<b>36-20</b>	<b>9</b>	<b>5.59</b>
Tennessee Tech	8.0	13	5	5	2	6	1	0	2	0	0	0	2	1	2-5	20-36	8	6.74
<b>Southeast Missouri</b>	<b>10.0</b>	<b>8</b>	<b>4</b>	<b>2</b>	<b>1</b>	<b>9</b>	<b>1</b>	<b>1</b>	<b>0</b>	<b>0</b>	<b>0</b>	<b>1</b>	<b>0</b>	<b>0</b>	<b>5-4</b>	<b>37-20</b>	<b>10</b>	<b>5.52</b>
Belmont	10.0	7	5	5	4	9	0	0	3	0	0	0	1	0	4-5	20-37	8	6.69



# SOUTHEAST MISSOURI BASEBALL NOTES

## NCAA LOUISVILLE REGIONAL // JUNE 3-6



### Southeast Missouri's Record

Overall.....	37-20
At Home.....	23-2
On the Road.....	11-17
At Neutral Sites.....	3-1
Against Non-OVC Opponents.....	21-12
Against OVC Opponents.....	16-8
In Home OVC Games.....	11-1
In Away OVC Games.....	5-7
vs. Ranked Teams.....	2-4
In February.....	5-1
In March.....	13-4
In April.....	11-7
In May.....	8-8
On Mondays.....	0-0
On Tuesdays.....	6-4
On Wednesdays.....	0-1
On Thursdays.....	0-2
On Fridays.....	8-4
On Saturdays.....	12-6
On Sundays.....	10-4
In Day Games.....	28-14
In Night Games.....	9-6
In Extra Inning Games.....	7-1
When Redhawks Score First.....	13-10
When Opponents Score First.....	24-10
vs. Left-Handed Starter.....	14-5
vs. Right-Handed Starter.....	23-15
In 1-Run Games.....	13-6
In 2-Run Games.....	2-2
In 5+ Run Games.....	14-9
Shutouts.....	0-1
When Leading After Six Innings.....	21-5
When Trailing After Six Innings.....	8-15
When Tied After Six Innings.....	8-0
When Redhawks Starter Goes 6 or more Innings.....	7-2
When Redhawks Get 10 or more Hits.....	21-4
When Redhawks Outhit Opponents.....	21-5
When Redhawks Get Outhit.....	13-14
When Hits are Tied.....	3-1
When Scoring 0-2 Runs.....	2-4
When Scoring 3-5 Runs.....	5-12
When Scoring 6-9 Runs.....	14-3
When Scoring 10+ Runs.....	16-1
When Opponents Score 0-2 Runs.....	9-0
When Opponents Score 3-5 Runs.....	13-6
When Opponents Score 6-9 Runs.....	14-6
When Opponents Score 10+ Runs.....	1-8
Without Hitting a Home Run.....	7-7
When Hitting 1 Home Run.....	5-8
When Hitting 2+ Home Runs.....	24-5
Committing 0 Errors.....	17-8
Committing 1 Error.....	9-6
Committing 2+ Errors.....	11-6

### Honors & Awards

#### OVC Preseason Player of the Year

Tyler Wilber, SS

#### Preseason All-OVC

Jevon Mason, OF

#### Buster Posey Award Semifinalist

Andrew Keck, C

#### First-Team All-OVC

Tyler Wilber, SS

#### Second-Team All-OVC

Andrew Keck, C

Brett Graber, OF

Jason Rackers, SP

Kyle Miller, RP

#### OVC All-Freshman Team

Ethan Osborne, LHP

Anthony Klein, RHP

#### OVC Player of the Week

Peyton Leeper, UT, Mar. 14

Tyler Wilber, SS, Apr. 11

Andrew Keck, C, May 2

#### OVC Pitcher of the Week

Kyle Miller, RHP, Feb. 21

#### OVC All-Tournament Team

Jason Rackers, RHP, Most Valuable Player

Lincoln Andrews, INF

Tyler Wilber, INF

Andrew Keck, C

Jevon Mason, OF

Blake Cisneros, LHP



# SOUTHEAST MISSOURI BASEBALL NOTES

## NCAA LOUISVILLE REGIONAL // JUNE 3-6

### 2022 Season/Career Statistics

Record: 37-20 Home: 23-2 Away: 11-17 Neutral: 3-1 OVC: 16-8

Player	SEASON													CAREER													
	Avg	G-GS	AB	R	H	2B	3B	HR	RBI	BB	Hbp	SO	Sb-Att	Avg	G-GS	AB	R	H	2B	3B	HR	RBI	BB	Hbp	SO	Sb-Att	
9 WILBER, Tyler	.330	57-57	230	53	76	14	0	18	73	27	3	33	0-0	.367	181-181	709	154	260	53	6	29	174	97	16	91	8-13	
12 KECK, Andrew	.330	55-55	218	47	72	15	2	17	67	25	4	35	11-16	.310	171-168	646	116	200	38	4	26	136	70	9	120	45-56	
23 GRABER, Brett	.329	57-57	210	41	69	16	3	9	44	36	7	62	13-18	.332	74-60	229	47	76	18	3	9	44	38	7	70	13-19	
1 MASON, Jevon	.318	57-57	223	70	71	13	3	14	43	42	10	47	16-19	.332	100-97	383	105	127	27	3	16	65	67	14	84	20-27	
8 STAUSS, Ty	.268	48-42	164	27	44	6	1	5	24	17	2	39	0-0	.239	79-63	238	35	57	9	1	5	29	31	3	61	3-3	
19 PARKER, Spencer	.244	35-23	86	16	21	6	0	2	11	11	3	29	0-2	.244	35-23	86	16	21	6	0	2	11	11	3	29	0-2	
10 ANDREWS, Lincoln	.242	55-55	211	43	51	12	0	15	44	22	6	73	0-1	.237	111-103	393	61	93	20	1	18	69	28	8	119	0-1	
14 LEEPER, Peyton	.229	55-52	188	44	43	6	0	6	29	39	7	45	7-7	.217	115-108	373	79	81	16	4	6	43	71	17	96	13-17	
5 SPERLING, Danny	.222	33-22	81	14	18	4	0	0	14	15	5	18	1-1	.233	58-40	146	22	34	6	0	1	23	23	7	27	2-2	
21 VASKE, Joel	.202	47-32	114	22	23	5	0	4	20	23	7	56	8-10	.202	47-32	114	22	23	5	0	4	20	23	7	56	8-10	
11 PALMER, Ben	.201	55-51	174	38	35	5	1	5	28	16	6	48	6-7	.201	55-51	174	38	35	5	1	5	28	16	6	48	6-7	
16 GRANT, Wyatt	.100	8-4	10	1	1	0	0	0	0	3	1	7	0-0	.100	8-4	10	1	1	0	0	0	0	3	1	7	0-0	
35 MALZAHN, Ryan	.048	13-6	21	2	1	1	0	0	1	0	1	12	0-0	.048	13-6	21	2	1	1	0	0	1	0	1	12	0-0	
28 KLEIN, Anthony	.000	1-0	1	0	0	0	0	0	0	0	0	0	0-0	.000	1-0	1	0	0	0	0	0	0	0	0	0	0-0	
30 WINDT, Tommy	.000	1-0	1	0	0	0	0	0	0	0	0	1	0-0	.000	1-0	1	0	0	0	0	0	0	0	0	1	0-0	
Totals	.272	57-57	1932	418	525	103	10	95	398	276	62	505	62-81														
Opponents	.277	57-57	1989	348	550	104	12	79	327	222	38	498	49-61														

(All games Sorted by Earned run avg)

Player	SEASON													CAREER												
	ERA	W-L	App	GS	CG	Sho	Sv	IP	H	R	ER	BB	SO	ERA	W-L	App	GS	CG	Sho	Sv	IP	H	R	ER	BB	SO
7 MILLER, Kyle	2.91	8-4	23	0	0	0	6	43.1	36	17	14	14	46	3.42	12-6	43	5	1	0	11	94.2	90	42	36	29	98
20 RACKERS, Jason	4.45	6-3	16	14	0	0	0	85.0	81	50	42	30	77	4.45	6-3	16	14	0	0	0	85.0	81	50	42	30	77
27 WILLIAMS, Austin	4.94	7-3	24	3	0	0	2	54.2	59	33	30	22	67	5.34	9-6	46	4	0	0	8	94.1	109	60	56	34	106
30 WINDT, Tommy	6.90	4-2	18	11	0	0	0	58.2	74	53	45	24	68	6.90	4-2	18	11	0	0	0	58.2	74	53	45	24	68
18 NIZNIK, Noah	7.43	1-0	16	10	0	0	0	49.2	64	44	41	24	43	5.96	9-10	47	38	3	1	0	190.1	222	138	126	76	141
38 MALENFANT, Hayden	0.00	0-0	5	0	0	0	0	3.1	2	0	0	3	3	5.68	1-1	21	0	0	0	0	25.1	26	19	16	12	19
31 CISNEROS, Blake	2.67	4-1	26	0	0	0	2	33.2	24	13	10	17	37	4.87	8-7	76	2	0	0	4	92.1	86	58	50	47	90
34 ESKER, Alex	2.92	0-0	8	2	0	0	0	12.1	11	6	4	10	7	2.92	0-0	8	2	0	0	0	12.1	11	6	4	10	7
37 RALLS, Hunter	3.40	3-2	17	1	0	0	0	39.2	45	22	15	12	34	4.60	6-4	36	6	0	0	1	78.1	90	50	40	32	68
28 KLEIN, Anthony	4.55	2-0	20	0	0	0	0	29.2	26	16	15	17	36	4.55	2-0	20	0	0	0	0	29.2	26	16	15	17	36
24 RAUSCH, Fischer	7.20	0-0	7	0	0	0	0	5.0	4	4	4	7	3	4.29	0-0	20	0	0	0	0	21.0	15	10	10	14	29
25 OSBORNE, Ethan	7.92	2-1	14	5	0	0	0	30.2	44	28	27	10	28	7.92	2-1	14	5	0	0	0	30.2	44	28	27	10	28
33 GROSSIUS, Bryce	8.71	0-2	12	7	0	0	0	31.0	44	33	30	18	31	6.93	6-5	53	16	0	0	0	114.1	143	101	88	55	105
26 WILMA, Collin	10.38	0-2	5	4	0	0	0	8.2	11	10	10	6	5	5.60	3-2	16	11	0	0	0	54.2	56	35	34	19	45
44 PEREGO, Matt	10.80	0-0	4	0	0	0	0	5.0	10	6	6	2	5	7.13	0-0	16	0	0	0	0	17.2	26	14	14	9	15
22 CALLAGHAN, Jeb	11.12	0-0	5	0	0	0	0	5.2	7	7	7	5	7	11.12	0-0	5	0	0	0	0	5.2	7	7	7	5	7
15 KARRALL, Joseph	13.50	0-0	1	0	0	0	0	1.1	3	2	2	0	0	33.00	0-0	5	0	0	0	0	3.0	10	11	11	5	1
55 STONE, Noah	18.00	0-0	3	0	0	0	0	2.0	5	4	4	1	1	18.00	0-0	3	0	0	0	0	2.0	5	4	4	1	1
Totals	5.52	37-20	57	57	0	0	10	499.1	550	348	306	222	498													
Opponents	6.69	20-37	57	57	2	1	8	493.2	525	418	367	276	505													

**SOUTHEAST MISSOURI BASEBALL NOTES**  
**NCAA LOUISVILLE REGIONAL // JUNE 3-6**



**2021 NCAA Oxford Regional Statistics**

**2021 Southeast Missouri Baseball**  
**Overall Statistics for Southeast Missouri (as of May 31, 2022)**  
**( Sorted by Batting avg )**

Record: 0-2 Home: 0-0 Away: 0-1 Neutral: 0-1 OVC: 0-0

Player	avg	gp-gs	ab	r	h	2b	3b	hr	rbi	tb	slg%	bb	hp	so	gdp	ob%	sf	sh	sb-att	po	a	e	fld%
2 BASLER, Connor	.429	2-2	7	1	3	1	0	0	0	4	.571	0	0	2	0	.429	0	0	2-2	2	7	0	1.000
19 WRIGHT, Danny	.333	2-2	6	0	2	0	0	0	0	2	.333	2	0	3	0	.500	0	0	0-0	6	0	0	1.000
12 KECK, Andrew	.250	2-2	8	1	2	0	0	0	1	2	.250	0	0	1	0	.250	0	0	0-0	6	0	0	1.000
10 ANDREWS, Lincoln	.167	2-2	6	0	1	1	0	0	1	2	.333	0	0	1	0	.167	0	0	0-0	15	0	0	1.000
16 LEEPER, Peyton	.143	2-2	7	0	1	0	0	0	0	1	.143	0	0	2	0	.143	0	0	0-0	1	1	0	1.000
9 WILBER, Tyler	.125	2-2	8	1	1	0	0	0	0	1	.125	0	0	1	0	.125	0	0	0-0	2	6	0	1.000
1 MASON, Jevon	.000	2-2	9	0	0	0	0	0	0	0	.000	0	0	1	0	.000	0	0	0-0	5	0	1	.833
14 SPERLING, Danny	.000	2-2	6	0	0	0	0	0	0	0	.000	0	0	2	0	.000	0	1	0-0	0	0	0	.000
13 STAUSS, Wade	.000	2-2	4	0	0	0	0	0	0	0	.000	1	1	4	0	.333	0	0	0-0	12	0	0	1.000
22 BLAZEVIC, Austin	.000	1-0	2	0	0	0	0	0	0	0	.000	0	0	0	0	.000	0	0	0-0	0	1	0	1.000
8 STAUSS, Ty	.000	1-0	1	0	0	0	0	0	0	0	.000	0	0	0	0	.000	0	0	0-0	1	0	0	1.000
Totals	.156	2	64	3	10	2	0	0	2	12	.188	3	1	17	0	.206	0	1	2-2	51	15	1	.985
Opponents	.412	2	85	27	35	8	0	7	25	64	.753	8	1	16	1	.463	1	0	2-2	54	18	1	.986

LOB - Team (12), Opp (17). DPs turned - Team (1).

**( Sorted by Earned run avg )**

Player	era	w-l	app	gs	cg	sho	sv	ip	h	r	er	bb	so	2b	3b	hr	b/avg	wp	hp	bk	sfa	sha
31 CISNEROS, Blake	0.00	0-0	1	0	0	0/0	0	2.0	1	0	0	1	2	1	0	0	.143	0	0	0	0	0
24 RAUSCH, Fischer	0.00	0-0	1	0	0	0/0	0	1.0	1	0	0	0	1	1	0	0	.250	0	0	0	0	0
25 DODD, Dylan	9.00	0-1	1	1	0	0/0	0	6.0	10	6	6	3	7	1	0	1	.370	2	0	0	0	0
36 KOSSINA, Joey	9.00	0-0	1	0	0	0/0	0	1.0	1	1	1	1	1	0	0	0	.250	0	0	0	0	0
33 GROSSIUS, Bryce	15.43	0-1	1	1	0	0/0	0	2.1	4	4	4	1	0	0	0	0	.364	1	0	0	0	0
7 MILLER, Kyle	21.60	0-0	1	0	0	0/0	0	1.2	5	4	4	0	2	0	0	1	.500	0	0	0	1	0
37 RALLS, Hunter	27.00	0-0	1	0	0	0/0	0	0.2	2	2	2	0	1	1	0	0	.500	0	1	0	0	0
27 WILLIAMS, Austin	32.40	0-0	1	0	0	0/0	0	1.2	7	6	6	1	1	2	0	3	.583	0	0	0	0	0
18 NIZNIK, Noah	54.00	0-0	1	0	0	0/0	0	0.2	4	4	4	1	1	2	0	2	.667	1	0	0	0	0
Totals	14.29	0-2	2	2	0	0/0	0	17.0	35	27	27	8	16	8	0	7	.412	4	1	0	1	0
Opponents	0.50	2-0	2	2	0	1/1	1	18.0	10	3	1	3	17	2	0	0	.156	0	1	0	0	1

PB - Team (2), STAUSS, W. 2. SBA/ATT - STAUSS, W. (2-2), WILLIAMS, A. (1-1), MILLER, K. (1-1).



# SOUTHEAST MISSOURI BASEBALL NOTES

## NCAA LOUISVILLE REGIONAL // JUNE 3-6



# 10



// Infield  
// Sophomore  
// 6-4 // 228 // L/R  
// Canon City, Colo.  
// Canon City H.S.

## Lincoln ANDREWS

**2022:** Named to the 2022 Ohio Valley Conference All-Tournament Team...Appeared in 55 games with 55 starts as SEMO's everyday first baseman...Fifth on the team with a slugging percentage of .512...Also fifth on team with 43 runs and 51 hits...Posted 44 RBI (third)...Batting .242 with 12 doubles (fifth on team) and 15 home runs (third on team) with a OBPS of .329...Posted three hits twice at Austin Peay (4/2, 3-for-4, 3 runs, 4 RBI, 3 home runs) and against Tennessee Tech (5/27, 3-for-4)...Belted a career-best three home runs against Austin Peay (4/2) for 4 RBI...Opened the 2022 OVC Baseball Tournament with a 2-for-5 day at the plate, with four RBI, two runs scored, a double and a homer against Tennessee Tech (5/27)...Went 2-for-4 with a run and a RBI to go with two walks against SIUE (5/27)...Also was 3-for-4 in the tournament eliminator against Tennessee Tech (5/27) with a double and a homer.

**2021:** Started 41 games, including 18 at first base and 23 as designated hitter...Hit .255 with 15 runs, 39

hits, eight doubles, three home runs and 25 RBI...Ranked fourth on the team in batting average...Collected multiple-hits a total of nine times and drove in two or more runs on five occasions...Hit his first career home run vs. UT Martin (5/20)...Belted a three-run home run in the Redhawks Ohio Valley Conference Tournament win over Austin Peay (5/27)...Went 4-for-4 with two runs and a double at Austin Peay (4/28)...His four hits marked a season-high...Put together a seven-game hitting streak from May 13-27...OVC Commissioner's Honor Roll selection.

**2020 (Shortened due to COVID-19):** Played in 11 games and logged seven starts...Started two games at first base and was in the Redhawks starting lineup as designated hitter in five contests...Had three hits and three runs scored to go along with two walks in 29 at-bats...Made his first career start at UL Monroe (2/14)...Recorded his first career hit on a single vs. Northern Illinois (2/21)...Finished the year with a hit and a run in each of his last two games at UT Martin

(3/7) and at Southern Illinois (3/11)...OVC Commissioner's Honor Roll selection.

**Prep:** Lettered four years at Canon City High School...Posted a .571 batting average with 20 home runs and 99 RBI...As a senior, he hit .638 with 10 home runs, 43 RBI and boasted a .732 on-base percentage...Garnered First-Team All-State, All-Region and All-Conference honors that year...

Hit .540 with five home runs and had a .615 on-base percentage his junior year...Claimed Second-Team All-State and First-Team All-Region and All-Conference accolades as a junior...Hit .531 with four home runs en route to garnering First-Team All-State and All-Conference laurels as a sophomore.

**Personal:** Born January 3, 2001...Majoring in Health Sciences...Son of Tim and Stacy Andrews.



# 31



// Pitcher  
// Junior  
// 6-1 // 208 // L/L  
// Fenton, Mo.  
// Rockwood Summit H.S.

## Blake CISNEROS

**2022:** Named to the 2022 Ohio Valley Conference All-Tournament Team...Made team-high 26 appearances with a 4-1 mark...Also picked up two saves...Pitched 33.2 innings out of the pen with a 2.67 ERA...Notched 37 strikeouts and 17 walks...Limited opponents to a batting average of .198 (third)...Fourth on team for wins and second for saves...Pitched in three 2022 OVC Baseball Tournament games, earning the save in the Championship Final against Belmont (5/28) with a strikeout in the bottom of the 10th...Also pitched 3.2 innings of work against Tennessee Tech (5/26), allowing just one hit with two strikeouts...Added 2.1

innings of relief in the tournament eliminator with Tennessee Tech (5/27), surrendering just one hit with a pair of strikeouts.

**2021:** Pitched in 22 games out of the bullpen...Went 3-2 with two saves and 22 strikeouts in 20.1 innings...Allowed 14 hits and walked 13...Picked up his first win when he struck out three in 2.2 innings at South Alabama (2/21), his longest outing of the season...Threw two scoreless innings vs. Austin Peay (3/20) and at Lipscomb (5/14)...Earned a save at SIU Edwardsville (3/13) and recorded the final two outs of the Redhawks Ohio Valley Conference Tournament win over

### Lincoln Andrews' Career Statistics at Southeast Missouri

Year	Avg.	GP-GS	AB	R	H	2B	3B	HR	RBI	TB	SLG%	BB	HBP	SO	GDP	OB%	SF	SH	SB-ATT	PO	A	E	FLD%
2020	.103	11-7	29	3	3	0	1	0	0	5	.172	2	1	12	0	.188	0	0	0-0	22	1	0	1.000
2021	.255	45-41	153	15	39	8	0	3	25	56	.366	4	1	34	2	.277	1	2	0-0	141	2	1	.993
2022	.242	55-55	211	43	51	12	0	15	44	108	.512	22	6	73	5	.329	1	4	0-1	407	16	4	.991
Total	.237	111-103	393	61	93	20	1	18	69	169	.430	28	8	119	7	.299	2	6	0-1	570	19	5	.992

### Blake Cisneros' Career Statistics at Southeast Missouri

Year	ERA	W-L	APP	GS	CG	SHO	SV	IP	H	R	ER	BB	HBP	2B	3B	HR	AB	B/Avg.	WP	HBP	BK	SFA	SHA
2019	4.91	1-3	21	2	0	0	0	29.1	33	21	16	10	20	8	1	9	131	.277	3	2	1	0	0
2020	10.00	0-1	7	0	0	0	0	9.0	15	10	10	7	11	5	0	1	48	.385	1	2	0	0	0
2021	6.20	3-2	22	0	0	0	2	20.1	14	14	14	13	22	3	0	1	90	.203	3	2	0	1	5
2022	2.67	4-1	26	0	0	0	2	33.2	24	13	10	17	37	5	0	1	144	.198	9	3	0	3	0
Total	4.87	8-7	76	2	0	0	4	92.1	86	58	50	47	90	21	1	12	413	.247	16	9	1	4	5

# SOUTHEAST MISSOURI BASEBALL NOTES

## NCAA LOUISVILLE REGIONAL // JUNE 3-6



Austin Peay (5/27) to nail down his other save...Struck out two in two scoreless innings during his first career NCAA Regional appearance at Ole Miss (6/4)...OVC Commissioner's Honor Roll selection.

**2020 (Shortened due to COVID-19):** Made seven relief appearances and struck out 11 in nine innings of work...Finished with a season-high three strikeouts in 1.1 innings out of the bullpen at Arkansas State (3/3)...Longest outing of the season was 2.1 innings vs. Northern Illinois (2/23)...OVC Conference Commissioner's Honor Roll selection.

**2019:** Appeared in 21 games and logged two starts as a freshman...Went 1-3 with a 4.91 ERA and combined on one shutout...Recorded 20 strikeouts in 29.1 innings...Tossed three scoreless innings with two

strikeouts in his first career start and win vs. Harris-Stowe (2/19)...Other start was vs. Southern Illinois (3/6)...Had a season-best five strikeouts in two innings vs. McKendree (4/23)...Longest relief appearance was three innings vs. Austin Peay (3/24)...OVC Commissioner's Honor Roll selection.

**Prep:** First-Team All-District outfielder and Second-Team All-District pitcher as a senior at Rockwood Summit High School...Garnered First-Team All-District accolades at first base his junior year...First-Team All-District pitcher as a sophomore...Made the Honor Roll all four years.

**Personal:** Born May 23, 2000...Majoring in General Studies...Son of Mark and Melinda Cisneros...Has one sister, Allie...His father played baseball at Baker University.

Turned in 22 multi-hit performances, three of which included four hits...Posted two or more RBI in 12 of his starts...Hit safely in 12 of his first 14 games of the season...Had an 11-game hitting streak during that stretch from Feb. 26-Mar. 16...Reached base in his first 19 games of 2022...Was SEMO's top hitter in OVC play hitting .363 over his 24 conference starts.

**2021:** Saw action in 17 games and logged three starts, including two in the outfield...Hit .368 with seven hits in 19 at-bats...Added six runs scored, two doubles and two walks...Recorded his first career NCAA Division I hit when he singled vs. Illinois State (3/6)...Had a season-high two hits when he went 2-for-3 with a double and one run scored at Eastern Illinois (3/27)...Scored a run in five-straight games from Mar. 24-Apr. 9...Ohio Valley Conference

Medal of Honor recipient and Commissioner's Honor Roll selection.

**Cosumnes River College:** Played two seasons at Cosumnes River College...Started 20 games, hitting .290 with 18 runs, 27 hits, four doubles, a triple, two home runs and 15 RBI as a sophomore...As a freshman, he hit .313 with 28 runs scored, 12 doubles, three triples, 16 RBI and six stolen bases in 37 games.

**Prep:** Hit .470 with 109 runs, 119 hits, 34 doubles, 13 triples, six home runs and 83 RBI in 82 games in his prep career at Capital Christian High School...Hit .494 with 38 runs, 44 hits, 16 doubles, six triples, three home runs and 41 RBI as a senior...Helped lead Capital Christian to a Division V Championship.

**Personal:** Born August 24, 2000...Majoring in General Studies...Son of John and Traci Graber.



# 23



// Outfield  
// Junior  
// 6-0 // 190 // R/R  
// Sacramento, Calif.  
// Capital Christian School  
// Cosumnes River College

## Brett GRABER

**2022:** Second-Team All-Ohio Valley Conference selection...Southeast Missouri's third-leading hitter with a .329 batting average...Is one of three players who started all 57 games...Logged all of his starts in center field...Ranks fourth on the team in runs scored (41) and hits (69), and leads the Redhawks with 16 doubles...Tied for first on the team with three triples and has

nine home runs to go along with a third-best 44 RBI...Is second with 36 walks...Delivered three walkoff hits, including a single with no outs in the bottom of the ninth inning to give SEMO an 11-10 win over Murray State (4/10); a home run that sent the Redhawks to a 9-8 win in the 10th inning vs. Morehead State (4/23); and a double to lift SEMO to a 7-6 victory over UT Martin (5/14)...



# 16



// Catcher  
// Junior  
// 6-1 // 205 // R/R  
// Burkburnett, Texas  
// Burkburnett H.S.  
// Seward County CC

## Wyatt GRANT

**2022:** Played in eight games with four starts at catcher...Batting .100 with one hit and one run...Also earned three walks...Went 1-for-3 at the plate against Valparaiso (3/13, game two), for first career hit as a Redhawk...Also had walks against Bellarmine (2/27, run), at Arkansas

State (3/8) and in the opener with Valparaiso (3/13)...Made Redhawks debut at Dallas Baptist (2/20).

**Seward County CC:** Named honorable mention All-American and was the Kansas Jayhawk Community College Conference's

### Brett Graber's Career Statistics at Southeast Missouri

Year	Avg.	GP-GS	AB	R	H	2B	3B	HR	RBI	TB	SLG%	BB	HBP	SO	GDP	OB%	SF	SH	SB-ATT	PO	A	E	FLD%
2021	.368	17-3	19	6	7	2	0	0	0	9	.474	2	0	8	0	.429	0	1	0-1	10	0	0	1.000
2022	.329	57-57	210	41	69	16	3	9	44	118	.562	36	7	62	5	.443	0	4	13-18	155	1	1	.994
Total	.332	74-60	229	47	76	18	3	9	44	127	.555	38	7	70	5	.442	0	5	13-19	165	1	1	.994

### Wyatt Grant's Career Statistics at Southeast Missouri

Year	Avg.	GP-GS	AB	R	H	2B	3B	HR	RBI	TB	SLG%	BB	HBP	SO	GDP	OB%	SF	SH	SB-ATT	PO	A	E	FLD%
2022	.100	8-4	10	1	1	0	0	0	0	1	.100	3	1	7	0	.357	0	1	0-0	21	4	0	1.000

**OVC TOURNAMENT CHAMPIONS | 1998 • 2002 • 2016 • 2021 • 2022**  
**NCAA TOURNAMENT | 1998 • 2002 • 2016 • 2021 • 2022**





## SOUTHEAST MISSOURI BASEBALL NOTES

### NCAA LOUISVILLE REGIONAL // JUNE 3-6

Most Valuable Player in the Jayhawk West in 2021...Earned First-Team All-Conference accolades...Hit third in the lineup as the Saints' catcher...Played three seasons at Seward County CC...Finished his junior college career hitting .372 with 133 hits, 93 runs scored, 26 doubles, a triple, 22 home runs and 108 RBI in 101 games...In 2021, he hit .392 with 64 runs, 78 hits, 10 doubles, 18 home runs and 66 RBI...Also drew 24 walks and boasted a slugging percentage of .714...Hit .333 in 2019 and .359 in 2020...Named to the Athletic Director Honor Roll.

**Prep:** Earned three letters playing baseball at Burkburnett High School...Played catcher and first base.



# 33



// Pitcher  
// Junior  
// 6-2 // 210 // R/R  
// St. Louis, Mo.  
// St. Mary's H.S.

## Bryce GROSSIUS

**2022:** Is 0-2 in 12 appearances and seven starts...Started the season in the Redhawks weekend rotation during the Dallas Baptist (2/18), Bellarmine (2/26) and Bradley (3/4) series...Started game one at then-#22 Dallas Baptist where he recorded a season-high six strikeouts in 3.2 innings of a no decision...Threw four scoreless innings with three strikeouts in a midweek start vs. Arkansas State (4/5)...Matched his season-long outing of four

innings when he started vs. Bellarmine (2/26)...Finished with four strikeouts at Indiana State (3/16), at Missouri State (3/20) and at Saint Louis (3/29)...Notched a total of 31 strikeouts in 31 innings.

**2021:** Started eight of his last 10 games of the season...Finished with a record of 4-3 in 18 appearances and eight starts...Ranked second on the team with 57 strikeouts in 54.1 innings... Walked 14, fewest among

Southeast Missouri's pitchers with at least eight starts...Made 10 relief appearances before earning a spot in the weekend rotation...Registered a career-high seven strikeouts in 5.2 innings in a win over UT Martin (5/21)...Struck out six and walked none in six scoreless innings of a no-decision vs. Eastern Kentucky (5/7), his first career weekend start.

**2020 (Shortened due to COVID-19):** Posted a 1-0 record in seven relief appearances...Struck out five in 8.1 innings...Struck out one in one scoreless inning to get his only win vs. Northern Illinois (2/22)...Did not allow a hit in four games.

**2019:** Went 1-0 in 16 games and one start as a freshman...Notched 12 strikeouts in 20.2 innings...Combined on one shutout...Made his first career start vs. Memphis

(3/19)...Picked up his first career win when he got the final out vs. Southern Illinois (3/6)...Posted a season-high four strikeouts in his longest outing of the season vs. Tennessee Tech (4/19)...Ohio Valley Conference Commissioner's Honor Roll selection.

**Prep:** Four-year starter at St. Mary's High School...Put together a 6-2 record with 62 strikeouts as a senior...Hit .324 with 12 RBI and boasted a .429 slugging percentage that year...Helped lead his team to a district championship in 2017...First-Team All-Conference honoree as a punter, kicker and special teams player on the football team his senior year.

**Personal:** Born August 6, 1999...Majoring in Corporate Communication...Son of George and Maria Grossius.



# 12



// Catcher  
// Junior  
// 6-3 // 220 // R/R  
// St. Louis, Mo.  
// St. John Vianney H.S.

## Andrew KECK

**2022:** One of 16 semifinalists for the Buster Posey National Collegiate Catcher of the Year Award...Is having the best season of his career to date...Second-Team All-Ohio Valley Conference selection and OVC All-Tournament Team pick...Started 55 games with 48 of those starts behind the plate...Is tied for first on the team with a .330 batting average...Ranks second on the team

in hits (72), RBI (67), home runs (17), triples (2) and doubles (15)...Boasts a team-lead .651 slugging percentage and is third with a .404 on-base percentage...Walked 25 times and ranks third on the team with 11 stolen bases...Stands second on the team in both multiple-hit games (23) and multiple-RBI contests (19)...Had a 12-game hitting streak that tied for the longest on the

### Bryce Grossius' Career Statistics at Southeast Missouri

Year	ERA	W-L	APP	GS	CG	SHO	SV	IP	H	R	ER	BB	SO	2B	3B	HR	AB	B/Avg.	WP	HBP	BK	SFA	SHA
2019	6.53	1-0	16	1	0	0	0	20.2	23	23	15	19	12	6	0	1	104	.295	5	5	1	1	1
2020	6.48	1-0	7	0	0	0	0	8.1	8	6	6	4	5	1	0	1	36	.258	0	1	1	0	0
2021	6.13	4-3	18	8	0	0	0	54.1	68	39	37	14	57	12	1	6	240	.315	10	2	2	4	4
2022	8.71	0-2	12	7	0	0	0	31.0	44	33	30	18	31	6	0	11	159	.326	4	4	1	2	0
Total	6.93	6-5	53	16	0	0	0	114.1	143	101	88	55	105	25	1	19	539	.311	19	12	5	7	5

# SOUTHEAST MISSOURI BASEBALL NOTES

## NCAA LOUISVILLE REGIONAL // JUNE 3-6



team from Apr. 15-May 6...Named OVC Player of the Week on May 2... Collected the 200th hit of his career on a game-tying solo home run in the top of the ninth inning during the OVC Tournament "Winner Take All" championship game vs. Belmont (5/28)...Tripled and later scored the game-winning run in an 11-10 win over Murray State (4/10)...Finished at 4-for-5 with a double, grand slam, career-high seven RBI and career-best four runs scored vs. Saint Louis (3/1)...Hit two grand slams in a three-day span, one vs. Bellarmine (2/27) and the other vs. Saint Louis (3/1)...Ranks seventh in the OVC in slugging percentage, third in RBI, fourth in home runs and seventh in total bases (142)...Threw out eight baserunners...Hit .523 with five runs, two doubles, three home runs, six RBI and a stolen base in four starts leading up to his OVC Player of the Week honor...Had two hits in each of the first two games of the Belmont series (4/29-4/30) and later finished his week strong by going 3-for-4 with three runs, a double, home run and two RBI against the Bruins (5/1)...Homed in all three games of that series.

**2021:** One of three Redhawks to start all 52 games...Ranked third on the team with a .298 batting average...Led the team in runs scored (36) and stolen bases (17) and ranked second in hits (61)... Added nine doubles, a triple, five home runs and 25 RBI...Hit .337 with a team-best 40 runs in Ohio Valley Conference play...Registered 16 multiple-hit games and five multi-RBI performances...His 16 multi-hit performances were third-most on the team...OVC Commission-

er's Honor Roll selection...Pieced together a 12-game hitting streak from Apr. 2-30...Finished second in the OVC in stolen bases and tied for fifth in stolen base attempts (19)...Had a season-high three hits on four occasions...Caught the final out of the Redhawks OVC Tournament title clinching win vs. Murray State (5/30)...Went 3-for-3 with a season-best three runs scored vs. UT Martin (5/20)...Was 3-for-5 with two home runs, two runs and three RBI at Austin Peay (4/28).

**2020 (Shortened due to COVID-19):** Southeast Missouri's third-leading hitter with a .400 batting average...Was one of three Redhawks who hit .400 or better in 17 games...Tied for second on the team with 28 hits...Added four doubles, a home run and 19 RBI...His 19 RBI were second-most on the team... Boasted a .500 slugging percentage and .463 on-base percentage... Posted seven stolen bases in nine attempts...Eleven of his starts were split between catcher (6) and left field (5)...Knocked in the winning run on a walk-off infield single with the bases loaded to send SEMO to a 16-15 extra inning win over Northern Illinois (2/22)...The Redhawks scored nine runs in the bottom of the eighth inning to tie the game before Keck's heroics...Went 4-for-5 with a run scored, two walks and two RBI in that game against the Huskies... Hit safely in 14 of the 17 games he played...Recorded multiple hits in six of his first eight starts...Four of those performances came in a six-day span from Feb. 15-21...Led the team with 11 multi-hit games and was tied for second with five multiple-RBI contests...Ranked among

the top 10 OVC leaders in batting average (8th), on-base percentage (9th), hits (t3rd), RBI (t5th), stolen bases (4th), total plate appearances (8th, 80), at-bats (t3rd, 70) and fielding percentage (t1st, 1.000)... Tied for 12th in the nation in hits... OVC Commissioner's Honor Roll selection.

**2019:** Started 44 of 47 games his first college season...Thirty-five of his starts were at catcher...Was also in the lineup as the Redhawks starting left fielder in five games... Hit .255 with 20 runs scored, 10 doubles, a triple, three home runs and 25 RBI...Was 10-of-12 in stolen bases...Tied for second on the team in doubles and home runs, and rated third in stolen bases... Accumulated 10 multiple-hit games and led the team with 10 multi-RBI performances...Put together a seven-game hitting streak from Apr. 23-May 5...Capped that streak by going 4-for-4 with two doubles, a run scored, two RBI and two walks at Belmont (5/5)...Went 2-for-4 with one run scored, two RBI and his first career home run vs. Austin Peay (3/23)...Ended the season by hitting safely in 12 of his last 14 games... Scored 13 runs, had seven doubles, hit two home runs and posted 12 RBI in OVC play...Ranked eighth in the league in fielding percentage (.997)...Threw out 12 baserunners... OVC Commissioner's Honor Roll selection.

**Prep:** First-Team All-Conference, All-State and All-Metro honoree as a senior at St. John Vianney High School...Hit .330 with 37 hits, 40 runs scored and 35 RBI in 112 at-bats his final prep season...

Held a .453 on-base percentage and .500 slugging percentage that year, as well...Named First-Team All-Conference and All-Metro, and Second-Team All-State his junior year...Hit .452 with 33 runs, 52 hits and 29 RBI to go along with a .543 on-base percentage and .600 slugging percentage that season...Was an Under Armour All-American and his team's Offensive Most Valuable Player...Won a state championship with St. John Vianney in 2018.

**Personal:** Born September 12, 1999...Majoring in Mass Communication...Son of Jamie Windhorst...Teammates with pitcher Noah Niznik at both St. John Vianney High School and SEMO.

### Andrew Keck's Career Statistics at Southeast Missouri

Year	Avg.	GP-GS	AB	R	H	2B	3B	HR	RBI	TB	SLG%	BB	HBP	SO	GDP	OB%	SF	SH	SB-ATT	PO	A	E	FLD%
2019	.255	47-44	153	20	39	10	1	3	25	60	.392	15	1	39	1	.325	0	0	10-12	255	36	1	.997
2020	.400	17-17	70	13	28	4	0	1	19	35	.500	8	1	12	2	.463	1	0	7-9	42	6	0	1.000
2021	.298	52-52	205	36	61	9	1	5	25	87	.424	22	3	34	6	.372	1	0	17-19	179	17	2	.990
2022	.330	55-55	218	47	72	15	2	17	67	142	.651	25	4	35	6	.404	3	0	11-16	416	31	7	.985
Total	.310	171-168	646	116	200	38	4	26	136	324	.502	70	9	120	15	.382	5	0	45-56	892	90	10	.990



# SOUTHEAST MISSOURI BASEBALL NOTES

## NCAA LOUISVILLE REGIONAL // JUNE 3-6



# 28



// Pitcher  
// Redshirt-Freshman  
// 6-1 // 225 // R/R  
// St. Louis, Mo.  
// Parkway Central H.S.



# 14



// Utility Player  
// Sophomore  
// 5-11 // 200 // S/R  
// Mokane, Mo.  
// South Callaway H.S.

## Anthony KLEIN

**2022:** Put together a 2-0 record and 4.55 ERA in 20 appearances out of the bullpen...Struck out 36 and walked 17 in 29.2 innings...Opponents are hitting .230 against him... Threw 3.2 scoreless no-hit innings with five strikeouts at Saint Louis (3/29), a trip to his hometown... Picked up his first career win over the Billikens...Worked a season-long four innings with five strikeouts at Southern Illinois (4/26)...Had a season-best six strikeouts in two innings vs. Missouri State (5/10)... Pitched 1.1 innings with two strikeouts and one run allowed in his second win and first postseason victory of his career at the Ohio Valley Conference Tournament vs. SIU Edwardsville (5/27).

**2021:** Redshirted.

**Prep:** Four-year starter at Parkway Central High School... Earned All-Conference honors in multiple prep seasons...First-Team All-Conference selection as a junior...Hit .296 with seven runs scored, seven doubles and 16 RBI, while posting a 1.83 ERA with a team-high 57 strikeouts in 34.3 innings in 2019...Hit .256 with 19 runs, six doubles and 17 RBI during the 2018 campaign...Compiled a 4-3 record with 35 strikeouts in 49.7 innings...Finished with 30 strikeouts in 56.3 innings as a freshman.

**Personal:** Born August 20, 2001... Majoring in Exercise Science...Son of Rich and Michelle Klein...Has two sisters, Maria and Sophia.

## Peyton LEEPER

**2022:** Started 52 games at third base...Hits .229 with 44 runs, 43 hits, six doubles, six home runs and 29 RBI...Is a perfect 7-of-7 in stolen bases...Leads the team with 39 walks...Earned Southeast Missouri's first Ohio Valley Conference Player of the Week honor in 2022 when he homered in four-straight starts to extend SEMO's then winning streak to 11 games...Broke open game one of SEMO's series vs. Valparaiso (3/12) with a grand slam, the first of his career...Then homered in both games of the Redhawks series-clinching doubleheader against the Beacons the next day... His second round-tripper that day was a game-winning two-run homer in the bottom of the eighth inning... Followed up those performances with another home run in midweek action at Arkansas State (3/8)...In those four games that week, he hit .353 with four of his six hits coming via the long ball...Also scored nine runs, added 10 RBI, boasted a 1.059 slugging percentage and had three stolen bases...After going without a hit in eight-straight games, collected two hits in each of SEMO's final two games of the OVC Tournament - vs. Tennessee Tech (5/27) and Belmont (5/28)...Posted multiple hits 13 times and multiple RBI on six occasions.

**2021:** Named to the 2021 Ohio Valley Conference All-Tournament Team...Started 48 games at third

base...Hit .228 with 32 runs scored, 10 doubles, a team-high four triples and 14 RBI...Tied for second in the league in triples and ranked first in sacrifice bunts (9)...Rated 22nd in the nation in sacrifice bunts and 28th in triples...Hit .455 with three runs scored, two doubles, one RBI and two stolen bases at the OVC Tournament...Hit a one-out walk off single to give Southeast Missouri a win over Illinois State (3/5)... Recorded multiple-hits on seven occasions.

**2020 (Shortened due to COVID-19):** Played in 12 games and logged eight starts at third base... Scored three runs, had two hits and walked five times...First career hit came on a single vs. Ohio (2/28)... Had a single, one walk and scored all three of his runs at UT Martin (3/7)...Drew a pair of walks at UL Monroe (2/14).

**Prep:** Four-year starter at South Callaway High School...Earned First-Team All-State honors all four of his prep seasons...Two-time Conference and District Most Valuable Player... Hit .442 and went undefeated with a 10-0 record and 0.61 ERA on the mound as a senior.

**Personal:** Born January 5, 2001... Majoring in Corporate Communication...Son of Richard and Debbie Leeper.

### Anthony Klein's Career Statistics at Southeast Missouri

Year	ERA	W-L	APP	GS	CG	SHO	SV	IP	H	R	ER	BB	SO	2B	3B	HR	AB	B/Avg.	WP	HBP	BK	SFA	SHA
2022	4.55	2-0	20	0	0	0	0	29.2	26	16	15	17	36	6	0	3	137	.230	6	6	0	1	0

### Peyton Leeper's Career Statistics at Southeast Missouri

Year	Avg.	GP-GS	AB	R	H	2B	3B	HR	RBI	TB	SLG%	BB	HBP	SO	GDP	OB%	SE	SH	SB-ATT	PO	A	E	FLD%
2020	.074	12-8	27	3	2	0	0	0	0	2	0.74	5	1	11	0	.242	0	1	0-1	4	15	2	.905
2021	.228	48-48	158	32	36	10	4	0	14	54	.342	27	9	40	1	.367	2	9	6-9	34	87	10	.924
2022	.229	55-52	188	44	43	6	0	6	29	67	.356	39	7	45	6	.377	2	6	7-7	34	78	12	.903
Total	.217	115-108	373	79	81	16	4	6	43	123	.330	71	17	96	7	.363	4	16	13-17	72	180	24	.913

# SOUTHEAST MISSOURI BASEBALL NOTES

## NCAA LOUISVILLE REGIONAL // JUNE 3-6



# 38



// Pitcher  
// Senior  
// 6-2 // 197 // R/R  
// Whitby, Ontario  
// Sinclair Secondary  
// Southeastern CC



# 35



// Outfield  
// Redshirt-Freshman  
// 6-4 // 203 // R/R  
// O'Fallon, Mo.  
// O'Fallon Christian H.S.

## Hayden MALENFANT

**2022:** Made five appearances... Pitched 3.1 innings, allowing just two hits (0.00 ERA)...Notched three strikeouts and surrendered three walks...Posted an opponent's batting average of .167...Pitched one inning at Missouri State (3/20) and against SIUE (5/27)...Notched a pair of strikeouts against Missouri State (3/20)...Pitched a hitless inning of relief against SIUE in the 2022 OVC Baseball Tournament.

**2021:** Made 11 relief appearances... Posted a 1-0 record with 12 strikeouts in 13.1 innings of work...Walked seven and gave up 14 runs on 15 hits...Threw two scoreless innings with two strikeouts and no walks en route to getting his only win vs. Jacksonville State (4/2)...Tossed 2.1 innings at Eastern Illinois (3/27) for his longest outing of the season... Recorded a season-high three strikeouts in back-to-back outings at UT Martin (4/13) and at Austin Peay (4/28)...Picked up his only win vs. Jacksonville State (4/2).

**2020 (Shortened due to COVID-19):** Made five relief appearances...Tallied four strikeouts in 8.2 innings...Recorded a season-high

two strikeouts in his longest outing of 2.1 innings at UL Monroe (2/14)... Worked two innings vs. Northern Illinois (2/22)...Did not allow a hit or run in two of his appearances vs. UT Martin (3/6 and 3/8).

**Southeastern Iowa CC:** Pitched two seasons at Southeastern Iowa Community College...Went a combined 11-3 on the mound with a 4-2 record as a freshman and 7-1 mark as a sophomore...Started 22 of his 23 appearances...Struck out 58 in 57 innings and tossed one complete game as a freshman in 2018...Recorded 63 strikeouts in 62.1 innings his sophomore year in 2019...Also tossed two complete games.

**Prep:** Majoring in Corporate Communication...attended Sinclair Secondary School where he was a LOSSA Champion every prep season.

**Personal:** Majoring in Corporate Communication...Son of Andrew and Cindy Malenfant.

## Ryan MALZAHN

**2022:** Participated in 13 games and made six starts, including four in right field...Has a double, one RBI and two runs scored...His run-scoring double and run scored came at Dallas Baptist (2/19)...Had a season-high four at-bats in that game, his first start of the season.

**2021:** Redshirted...Ohio Valley Conference Medal of Honor recipient and Commissioner's Honor Roll selection.

**Prep:** Attended O'Fallon Christian High School...First-Team All-Conference and All-District performer in 2018 and 2019...Second-Team All-Conference and Newcomer of

the Year in 2017...Hit .444 with 25 runs scored, 32 hits, 11 doubles, five triples, one home run and 22 RBI his final prep season...Hit .355 with a .443 on-base percentage, .592 slugging percentage, 23 runs, 27 hits, eight doubles, two triples, two home runs and 17 RBI.

**Personal:** Born November 15, 2001... Majoring in Sport Management...Son of Todd and Karen Malzahn...Has a sister, Katie.

### Hayden Malenfant's Career Statistics at Southeast Missouri

Year	ERA	W-L	APP	GS	CG	SHO	SV	IP	H	R	ER	BB	SO	2B	3B	HR	AB	B/Avg.	WP	HBP	BK	SFA	SHA
2020	5.19	0-1	5	0	0	0	0	8.2	9	5	5	2	4	1	0	0	37	.273	0	0	0	0	2
2021	7.43	1-0	11	0	0	0	0	13.1	15	14	11	7	12	3	0	3	61	.288	1	1	0	1	0
2022	0.00	0-0	5	0	0	0	0	3.1	2	0	0	3	3	1	0	0	17	.167	0	1	0	1	0
Total	5.68	1-1	21	0	0	0	0	25.1	26	19	16	12	19	5	0	3	115	.268	1	2	0	2	2

### Ryan Malzahn's Career Statistics at Southeast Missouri

Year	Avg.	GP-GS	AB	R	H	2B	3B	HR	RBI	TB	SLG%	BB	HBP	SO	GDP	OB%	SF	SH	SB-ATT	PO	A	E	FLD%
2022	.048	13-6	21	2	1	1	0	0	1	2	.095	0	1	12	0	.091	0	0	0-0	8	0	0	1.000

**OVC TOURNAMENT CHAMPIONS | 1998 • 2002 • 2016 • 2021 • 2022**  
**NCAA TOURNAMENT | 1998 • 2002 • 2016 • 2021 • 2022**





# SOUTHEAST MISSOURI BASEBALL NOTES

## NCAA LOUISVILLE REGIONAL // JUNE 3-6



1



// Outfield  
// Junior  
// 5-11 // 202 // R/R  
// West Des Moines, Iowa  
// West Des Moines Valley H.S.  
// Iowa Western CC

### Jevon MASON

**2022:** Named to the 2022 Ohio Valley Conference All-Tournament Team...Started and played all 57 games as SEMO's starting left fielder and leadoff man...Fourth on the Redhawks with a .318 batting average and third on the team with a slugging percentage of .592...Ranked second in 2022 on the squad with a OBPS of .438...Led SEMO with 70 runs scored...Third on the team with 71 hits in 2022...Knocked in 43 RBI which is good for fifth...Hit 13 doubles (fourth), three triples (first) and 14 home runs (fourth)...Totaled 132 bases for third on the squad...Led the team with 42 walks and 10 hit by pitches...First on the team with six sacrifice flies and 16 stolen bases (16-for-19)...Notched a personal best four hits (4-for-4) with three runs and 2 RBI against Missouri State (5/10)...Knocked a double and a home run in the in-state matchup...Scored four times against UT Martin (5/15), going 2-for-4 with a home run...Also scored four times at Arkansas State (3/8)...Posted three RBI at Ole Miss (4/19)...Opened the 2022 OVC Baseball Tournament, with a 2-for-5 outing against Tennessee Tech (5/26) with a double, a RBI and a run...Then went 1-for-2 against SIUE

(5/27) with four walks, two runs scored and a RBI...Blasted a two-run homer in the 10th against Belmont (5/28) to propel the Redhawks to their second-straight OVC Baseball Tournament title.

**2021:** Named to the 2021 Ohio Valley Conference All-Tournament Team...Ranked second on the team in batting average (.350) as one of two starters hitting over .300...Led the Redhawks in doubles (14) and on-base percentage (.447)...Ranked second on the team in walks (25) and registered 22 RBI...Hit a pair of home runs, including a three-run homer with two outs to tie the game in the eighth inning vs. Murray State (May 28)...Finished second on the team with a .475 slugging percentage...Stole four bases in eight attempts...Played in 43 games and made 40 starts, including 28 in left field...Had a season-high three hits on seven occasions...Ranked second on the team with 18 multiple-hit games...Delivered a walk off single to give the Redhawks a 6-5 win over Austin Peay (3/20)...Hit safely in eight of his final 10 starts of the season...Put together an 11-game hitting streak from Mar. 20-Apr. 9...Was one of three Redhawks who

held a double-digit game hitting streak.

**Iowa Western CC:** Played two seasons at Iowa Western Community College...Hit .353 with 24 runs scored, 24 hits, six doubles, one home run and 16 RBI in 24 games during the 2020 campaign...Walked seven times and had a .423 on-base percentage...Played in 28 games and hit .286 with 17 runs, a double, two triples, two home runs and eight RBI in 2019.

**Prep:** All-Iowa selection in both baseball and football at West Des Moines Valley High School...Was the No. 11 ranked player in Iowa's 2018 class by Prep Baseball Report.

**Personal:** Born August 20, 2000...Majoring in Corporate Communication...Son of Larry and Stacy Mason...Has two brothers, Tyus and Darius.



7



// Utility Player  
// Sophomore  
// 6-2 // 210 // R/R  
// Eureka, Mo.  
// Eureka H.S.

### Kyle MILLER

**2022:** Named to the 2022 All-OVC Second Team...Third on the team with 23 relief appearances...Logged 43.1 innings, fifth on the team...Leads the Redhawks with a 2.91 ERA, with an opposing batting average of .224...First on the team with eight wins (8-4), six saves and 22 games finished...Struck out 46 (fourth on team) and walked 14...Ranks second in the OVC in wins and fourth in saves...Pitched a

season-best six innings for the win against Dallas Baptist (2/18), allowing three hits with four strikeouts...Posted five strikeouts three times in 2022 against Valparaiso (3/13), and in consecutive games against Morehead State (4/22 and 4/23)...Pitched 1.1 innings of relief work against Tennessee Tech (5/26) in SEMO's 2022 OVC Baseball Tournament opener,

#### Jevon Mason's Career Statistics at Southeast Missouri

Year	Avg.	GP-GS	AB	R	H	2B	3B	HR	RBI	TB	SLG%	BB	HBP	SO	GDP	OB%	SF	SH	SB-ATT	PO	A	E	FLD%
2021	.350	43-40	160	35	56	14	0	2	22	76	.475	25	4	37	2	.447	1	1	4-8	57	0	6	.905
2022	.318	57-57	223	70	71	13	3	14	43	132	.592	42	10	47	1	.438	6	0	16-19	106	3	2	.982
Total	.332	100-97	383	105	127	27	3	16	65	208	.543	67	14	84	3	.442	7	1	20-27	163	3	8	.954

#### Kyle Miller's Career Statistics at Southeast Missouri

Year	ERA	W-L	APP	GS	CG	SHO	SV	IP	H	R	ER	BB	SO	2B	3B	HR	AB	B/Avg.	WP	HBP	BK	SFA	SHA
2021	3.86	4-2	20	5	1	0	5	51.1	54	25	22	15	52	17	3	3	225	.271	5	3	0	6	2
2022	2.91	8-4	23	0	0	0	6	43.1	36	17	14	14	46	6	2	7	179	.224	0	0	0	0	4
Total	3.42	12-6	43	5	1	0	11	94.2	90	42	36	29	98	23	5	10	404	.250	5	3	0	6	6



# SOUTHEAST MISSOURI BASEBALL NOTES

## NCAA LOUISVILLE REGIONAL // JUNE 3-6



allowing just two hits with a strikeout.

**2021:** Claimed Ohio Valley Conference All-Tournament honor and was named to the OVC All-Freshman Team...Compiled a 4-2 record with a 3.86 ERA in 20 appearances and five starts...Ranked second on the team with five saves...Rated third on the team with 52 strikeouts in 51.1 innings...Also walked 15 and combined on a shutout...Pitched a complete game victory and allowed only two hits with 10 strikeouts to beat Murray State (5/30) in the OVC Tournament winner-take-all final...He no-hit the Racers for eight innings in that contest...Recorded seven strikeouts in 6.1 innings during a win at SIU Edwardsville (3/13)...Allowed just one run and

struck out three in six innings to beat Illinois State (3/7) in his first career start...OVC Commissioner's Honor Roll selection.

**Prep:** Attended Eureka High School...Did not play in 2020 due to COVID-19...Hit .320 with 12 runs scored, a team-high seven doubles, one triple, a home run and eight RBI in 2019...Posted a .433 on-base percentage and .560 slugging percentage...Hit .308 with five runs, a home run and eight RBI in 2018.

**Personal:** Born December 8, 2001...Majoring in Finance...Son of Shawn and Holly Miller...Has one brother, Jack.

game...Pitched seven innings twice vs. Illinois State (3/6) and Austin Peay (3/2)...Opened the season with a 5.1-inning start at South Alabama (2/20)...Allowed two runs on three hits with three strikeouts in a no-decision against the Jaguars...Earned first win of the season vs. Illinois State (3/6), limiting the Redbirds to one earned run on eight hits to go along with four strikeouts in his complete game victory...Notched a season-high six strikeouts on two occasions at Arkansas (2/26) and at Murray State (4/9)...Grabbed second win of the season at Murray State (4/9), allowing four runs on five hits in five frames...Ohio Valley Conference Commissioner's Honor Roll selection.

**2020 (Shortened due to COVID-19):** Game three starter in two of Southeast Missouri's four series...Started four games and went 3-0 with a 3.52 ERA...Struck out 15 in 23 innings and threw one complete game shutout...Ranked second on the team in strikeouts, ERA and innings pitched to go along with his team-high three victories...Posted a combined 11 strikeouts and allowed only one run in his final two starts of the season...Struck out five and gave up three hits in a complete game seven-inning shutout vs. Ohio (2/29)...Notched a season-high six strikeouts and allowed just one run in six innings at UT Martin (2/29)...Tied for ninth in the OVC in innings and was tied for third in wins.

**2019:** Led the team with a 3.63 ERA among starting pitchers during his rookie season...Posted a 3-4 record in 13 starts...Was the No. 2 starter in the weekend rotation for much of the year...Pitched one complete game and struck out 49 in

62 innings...Also walked 17, fewest among SEMO starting pitchers...Tied for second on the team in innings pitched and tied for third in strikeouts...Picked up his first career win when he struck out four in five innings vs. Western Illinois (2/23)...Finished with a season-high seven strikeouts in back-to-back starts vs. Purdue Fort Wayne (3/2) and UT Martin (3/10)...Struck out six and allowed just one run in a complete game seven-inning victory at Belmont (5/5), the first complete game of his college career...Notched six strikeouts in 5.1 innings at Eastern Illinois (4/1)...Tossed six scoreless innings vs. Purdue Fort Wayne (3/2) and UT Martin (3/10)...Ranked among OVC leaders in ERA (4th), opposing batting average (8th, .248), hits allowed (4th, 59), fewest runs allowed (1st, 28), earned runs allowed (2nd, 25) and walks allowed (4th).

**Prep:** Went undefeated at 7-0 with a 2.32 ERA in 12 games and 10 starts as a senior at St. John Vianney High School...Recorded 58 strikeouts and walked 15 in 51.3 innings that year...Averaged just under eight strikeouts (7.9) per game...Started 11 games and finished at 8-1 with a 0.92 ERA as a junior...Tossed three complete games and ranked second on the team with 67 strikeouts in 60.7 innings...Allowed only nine walks that year, as well...Helped St. John Vianney win a state title in 2018...Earned Second-Team All-Conference honors as both a junior and senior.

**Personal:** Born May 31, 2000...Majoring in Mass Communication...Son of Tracy Niznik...Has a sister, Sabrina...Teammates with Andrew Keck at St. John Vianney High School and SEMO.



# 18



// Pitcher  
// Junior  
// 5-11 // 196 // L/L  
// Imperial, Mo.  
// St. John Vianney H.S.

## Noah NIZNIK

**2022:** Started each of his first 10 appearances of the season...Was mainly in the game two spot of Southeast Missouri's weekend rotation...Holds a 1-0 record in 16 games and 10 starts...Struck out 43 and walked 24 in 49.2 innings...Also allowed 44 runs on 64 hits...Earned his only win after striking out two and walking one, while allowing one run on five hits in six innings vs. Bellarmine (2/27)...Had another six-inning start where he recorded

a season-high seven strikeouts in a no decision at Austin Peay (4/2)...Also had six strikeouts in four innings at Tennessee Tech (4/15)...Did not give up a hit or a run in three of his relief appearances...Pitched out of the bullpen each of his last six appearances.

**2021:** Started 11 of his 14 appearances...Posted a 2-6 record...Recorded 34 strikeouts in 55.2 innings...Tossed one complete

### Noah Niznik's Career Statistics at Southeast Missouri

Year	ERA	W-L	APP	GS	CG	SHO	SV	IP	H	R	ER	BB	SO	2B	3B	HR	AB	B/Avg.	WP	HBP	BK	SFA	SHA
2019	3.63	3-4	13	13	1	0	0	62.0	59	28	25	17	49	7	2	7	262	.248	4	2	0	0	5
2020	3.52	3-0	4	4	1	1	0	23.0	21	10	9	6	15	2	0	4	93	.241	1	0	0	0	0
2021	8.25	2-6	14	11	1	0	0	55.2	78	56	51	29	34	17	2	9	272	.339	6	5	0	3	5
2022	7.43	1-0	16	10	0	0	0	49.2	64	44	41	24	43	14	0	10	235	.306	2	1	0	1	0
Total	5.96	9-10	47	38	3	1	0	190.1	222	138	126	76	141	40	4	30	862	.291	13	8	0	4	10

OVC TOURNAMENT CHAMPIONS | 1998 • 2002 • 2016 • 2021 • 2022  
NCAA TOURNAMENT | 1998 • 2002 • 2016 • 2021 • 2022



# SOUTHEAST MISSOURI BASEBALL NOTES

## NCAA LOUISVILLE REGIONAL // JUNE 3-6



# 25



// Pitcher  
// Freshman  
// 6-1 // 180 // L/L  
// Ashland, Mo.  
// Southern Boone H.S.



# 11



// Infield  
// Sophomore  
// 6-3 // 180 // R/R  
// Fridley, Minn.  
// Totino-Grace H.S.  
// Iowa Western CC

## Ethan OSBORNE

**2022:** Named to the 2022 OVC All-Freshman Team...Is 2-1 in 14 appearances (7.92 ERA) and five starts during his rookie campaign...Struck out 28 and walked only 10 in 30.2 innings of work...Two of his starts were during midweek action, while the other two came in SEMO's game three slot on weekends...Made Redhawks debut at Dallas Baptist (2/20), pitch 0.2 innings, allowing just one hit with a strikeout...Pitched 6.0 innings for the win against UT Martin (5/15), allowing two runs on three hits with four strikeouts...Struck out a personal best five batters at Belmont (5/1), pitching 3.0 innings in his start, allowing just three runs on eight hits...In the 2022 OVC Baseball Tournament, pitch 4.1 innings against SIUE (5/27), allowing five runs on four hits with two strikeouts.

**Prep:** Went to Southern Boone High School...Ranked as the #7 left-handed pitcher in the state by Prep Baseball Report (PBR)...All-District and All-Conference performer in multiple seasons...Was named Class 4 All-State as a sophomore...Went 11-3 with 94 strikeouts and a 1.22 ERA in 103 innings between his sophomore and junior campaigns...Was a member of the 2019 Missouri Junior Sunbelt Team, where he tossed a complete game shutout for a tournament win.

**Personal:** Born April 2, 2003...Majoring in Computer Science...Son of David and Leigh Osborne.

## Ben PALMER

**2022:** Started 46 games at second base and five at third in his first season of NCAA Division I baseball...Is hitting .201 with 38 runs, five doubles, a triple, five home runs and 28 RBI...Hit his first career home run at Missouri State (3/19)...Had a three-run home run vs. SIU Edwardsville (3/27)...Notched six multiple-hit games and six multiple-RBI contests...Delivered a two-out double in the bottom of the fifth inning to lift SEMO to a thrilling 2-1 win over SIUE (3/25)...Launched a solo home run in the top of the 10th inning to give the Redhawks a one-run win over Belmont (4/29) in extra innings.

**Iowa Western:** 2021 National Junior College Athletic Association (NJCAA) Division I Baseball ABCA/Rawling Gold Glove winner...Played

two seasons with the Reivers...Hit .348 with 30 runs scored, 13 doubles, three triples, one home run, 16 walks and 45 RBI in 49 games during the 2021 campaign...Saw action in six games and had two hits in 2020.

**Prep:** Attended Totino-Grace High School in Fridley, Minnesota...Played for the Minnesota Icemen travel team.

**Personal:** Born September 6, 2000...Majoring in Sport Management...Son of Lisa Simon.

### Ethan Osborne's Career Statistics at Southeast Missouri

Year	ERA	W-L	APP	GS	CG	SHO	SV	IP	H	R	ER	BB	SO	2B	3B	HR	AB	B/Avg.	WP	HBP	BK	SFA	SHA
2022	7.92	2-1	14	5	0	0	0	30.2	44	28	27	10	28	6	1	7	145	.338	1	3	1	1	0

### Ben Palmer's Career Statistics at Southeast Missouri

Year	Avg.	GP-GS	AB	R	H	2B	3B	HR	RBI	TB	SLG%	BB	HBP	SO	GDP	OB%	SF	SH	SB-ATT	PO	A	E	FLD%
2022	.201	55-51	174	38	35	5	1	5	28	57	.328	16	6	48	1	.289	1	3	6-7	77	122	10	.952

# SOUTHEAST MISSOURI BASEBALL NOTES

## NCAA LOUISVILLE REGIONAL // JUNE 3-6



# 19



// Outfield  
// Junior  
// 6-1 // 210 // L/R  
// Lee's Summit, Mo.  
// Lee's Summit H.S.  
// Iowa Western CC



# 44



// Pitcher  
// Junior  
// 6-7 // 252 // R/R  
// Ballwin, Mo.  
// Parkway West H.S.  
// John A. Logan College

## Spencer PARKER

**2022:** Competed in 35 games with 23 starts between outfield and designated hitter...Hits .244 with 21 hits, 16 runs, six doubles and two homers with 11 RBI...Slugging at a rate of .384 with a OBPS of .350... Made Redhawks debut at Dallas Baptist (2/20), notching a hit (1-for-1)...Posted a pair of hits five times at Saint Louis (3/29), against Murray State (4/10), at Ole Miss (4/19), at Oklahoma State (5/6) and against UT Martin (5/15)...Went 2-for-4 at the plate with 4 RBI and a run scored with a home run against Murray State (4/10)...Played in three of SEMO's 2022 OVC Baseball Tournament games...Notched a hit (1-for-4) with a RBI against SIUE (5/27)...Started in right and at designated hitter, respectively, against Tennessee Tech (5/26) and versus SIUE (5/27).

**Iowa Western:** Spent three seasons at Iowa Western...Hit .367 with 24 runs scored, five doubles, two triples and 19 RBI in 43 games during his junior college career...Hit .462 in seven games during the 2021 season...Played a career-high 26 games and hit .344 during the 2019 campaign...Was teammates with fellow SEMO signee Ben Palmer.

**Prep:** Born June 2, 2000...Attended Lee's Summit High School. Personal: Majoring in Marketing Management...Son of Spencer and Mendy Parker.

## Matt PEREGO

**2022:** Made four relief appearances...Worked a season-high two scoreless innings vs. Saint Louis (3/1)...Did not allow a run and had one strikeout in one inning at Missouri State (3/20)...Reached a season-high two strikeouts at Dallas Baptist (2/20) and at Indiana State (3/15).

**2021:** Pitched 12 games in relief, tallying 12.2 innings of work...Did not allow an earned run in seven appearances during Ohio Valley Conference play...Recorded 10 strikeouts...Made his first career appearance at Arkansas (2/27)...Went a season-long 1.2 innings at SIU Edwardsville (3/13) and vs. UT Martin (5/21)...Had a season-high two strikeouts on two occasions vs. SIU Edwardsville (3/13) and Missouri State (3/30)...Did not give up an earned run in eight games... OVC Commissioner's Honor Roll selection.

**John A. Logan College:** Did not see action in 2020.

**State Fair CC:** Pitched at State Fair Community College in 2019...Posted a 2-1 record in nine games and seven starts...Struck out 31 in 29.1 innings.

**Prep:** Attended Parkway West High School...Logged five starts and went 2-3 with a 2.53 ERA in 2017...Struck out 33 in 27.7 innings...Posted a record of 5-2 in nine games and eight starts in 2016...Had 34 strikeouts in 44.3 innings...Pitched five complete games over his final two prep campaigns.

**Personal:** Born January 14, 1999... Majoring in Business Administration...Son of Kevin and Marilyn Perego...Has one brother, Eric and two sisters, Paige and Kaitlyn Laumann.

### Spencer Parker's Career Statistics at Southeast Missouri

Year	Avg.	GP-GS	AB	R	H	2B	3B	HR	RBI	TB	SLG%	BB	HBP	SO	GDP	OB%	SF	SH	SB-ATT	PO	A	E	FLD%
2022	.244	35-23	86	16	21	6	0	2	11	33	.384	11	3	29	1	.350	0	0	0-2	25	0	2	.926

### Matt Perego's Career Statistics at Southeast Missouri

Year	ERA	W-L	APP	GS	CG	SHO	SV	IP	H	R	ER	BB	SO	2B	3B	HR	AB	B/Avg.	WP	HBP	BK	SFA	SHA
2021	5.68	0-0	12	0	0	0	0	12.2	16	8	8	7	10	3	1	1	61	.308	5	1	1	1	0
2022	10.80	0-0	4	0	0	0	0	5.0	10	6	6	2	5	2	1	1	29	.417	0	3	0	0	0
Total	7.13	0-0	16	0	0	0	0	17.2	26	14	14	9	15	5	2	2	90	.342	5	4	1	1	0



# SOUTHEAST MISSOURI BASEBALL NOTES

## NCAA LOUISVILLE REGIONAL // JUNE 3-6



# 20



- // Pitcher
- // Senior
- // 6-7 // 225 // R/R
- // Jefferson City, Mo.
- // Blair Oaks H.S.
- // Tennessee

## Jason RACKERS

**2022:** Named to the 2022 Ohio Valley Conference All-Tournament Team as the Tournament MVP...Also tabbed to the 2022 All-OVC Second Team...Put together a 6-3 record and 4.45 ERA (second on SEMO) in 16 appearances and 14 starts... Leads the Redhawks in strikeouts (77) and innings (85.0), and ranked third on the team in wins as SEMO's game one starter on weekends... Led the OVC in strikeouts looking (26), ranks sixth in strikeouts and ERA, and tied for fifth in innings pitched...Limited opponents to .254 batting average (second on team)... Made Redhawks debut at Dallas Baptist (2/19), pitching 5.2 innings of two-run ball on three hits with six strikeouts...Pitched 7.1 innings at Belmont, allowing four runs on four hits with five strikeouts...Notched seven strikeouts twice, against Murray State (4/8) and versus UT Martin (5/13)...Pitched twice for the Redhawks at the 2022 OVC Baseball Tournament...Had a personal best 9.2 innings of work for the win over Belmont (5/28) in the Championship Final...Allowed just two earned runs on seven hits with a career best eight strikeouts...Also started against Tennessee Tech

(5/26) before the game went into a severe weather delay.

**Tennessee:** Made seven appearances and started three games during the 2021 season... Went 1-1 with a 2.53 ERA and 10 strikeouts in 10.2 innings...Threw 11 scoreless innings of relief against top-ranked Arkansas in the SEC Championship game (5/30)...Threw one shutout inning of relief in a midweek win over Belmont (5/18)... Posted a career-high four strikeouts and allowed one unearned run on one hit in 3.1 innings in a start vs. Tennessee Tech (4/20)...Returned from injury to pitch one scoreless inning out of the bullpen in a win vs. Eastern Kentucky (4/6)...Made his Tennessee starting debut against Arkansas-Pine Bluff (2/23), where he allowed one run on two hits and struck out two in two innings.

**Jefferson College:** Helped lead Jefferson College to 101 wins in two seasons...Earned All-Conference honors in 2018 and 2019...Two-time NJCAA All-Region selection... Named a Region 16 All-Defensive Team pitcher in 2018...Was named Region 16 Pitcher of the Week twice

in 2019...Put together an 8-3 record with two complete games over 13 starts during the 2019 campaign... Struck out 82 with just 22 walks in 65.2 innings while posting a 3.97 ERA that year...Helped the Vikings reach the NJCAA Division I College World Series as a freshman in 2018 after going 11-1 and tossing four complete games...Registered 103 strikeouts and walked only 23 in 82 innings to go along with a 2.63 ERA his 2018 season.

**Prep:** Standout at Blair Oaks High School...Rated as the 26th prospect in the state of Missouri coming out of high school...Two-sport athlete who played baseball and basketball all four years...Named to Missouri's All-State Team as a junior in 2016... Landed a spot on the All-Con-

ference and All-District teams in baseball as a senior...Selected to play in the Missouri High School Baseball Coaches Association Senior All-Star Series...Was a member of Team Missouri in the 2016 Midwest Classic Baseball Tournament and Junior Sunbelt Classic...Named the Conference Most Outstanding Player in basketball in 2016-17...Two-time All-Conference and All-District performer in basketball...Named to multiple All-Tournament teams during the 2016-17 season.

**Personal:** Born February 4, 1999... Majoring in General Studies...Son of Mike and Janelle Rackers...Has one brother, Jeremy, and one sister, Amanda...Was the recipient of the East Tennessee Nissan Athletic Scholarship Endowment.



# 37



- // Pitcher
- // Junior
- // 6-3 // 190 // R/R
- // Anna, Ill.
- // Anna-Jonesboro H.S.
- // John A. Logan College

## Hunter RALLS

**2022:** Made 17 appearances with one start...Fashioned a 3-2 record with a 3.40 ERA in 39.2 innings... Notched 34 strikeouts with 12 walks...Limited opponents to a batting average of .276...Pitched 5.0 innings against Bradley (3/4), allowing just four runs on six hits with five strikeouts for the win...Also had five strikeouts against Valparaiso (3/12) and at Eastern Illinois (5/21)...

Pitched 2.1 innings in the 2022 OVC Baseball Tournament against SIUE (5/27), allowing just four hits with two strikeouts.

**2021:** Pitched in 19 games and started five...Fashioned a 3-2 mark with a 5.82 ERA and one save... Tied for third on the team in wins... Ranked fourth in starts and third in appearances...Had 34 strikeouts in

### Jason Racker's Career Statistics at Southeast Missouri

Year	ERA	W-L	APP	GS	CG	SHO	SV	IP	H	R	ER	BB	SO	2B	3B	HR	AB	B/Avg.	WP	HBP	BK	SFA	SHA
2022	4.45	6-3	16	14	0	0	0	85.0	81	50	42	30	77	10	0	10	363	.254	13	6	1	2	6

### Hunter Ralls' Career Statistics at Southeast Missouri

Year	ERA	W-L	APP	GS	CG	SHO	SV	IP	H	R	ER	BB	SO	2B	3B	HR	AB	B/Avg.	WP	HBP	BK	SFA	SHA
2021	5.82	3-2	19	5	0	0	1	38.2	45	28	25	20	34	9	0	3	187	.280	5	5	0	0	1
2022	3.40	3-2	17	1	0	0	0	39.2	45	22	15	12	34	8	2	5	179	.276	4	3	0	0	1
Total	4.60	6-4	36	6	0	0	1	78.1	90	50	40	32	68	17	2	8	366	.278	9	8	0	0	2



# SOUTHEAST MISSOURI BASEBALL NOTES

## NCAA LOUISVILLE REGIONAL // JUNE 3-6



38.2 innings...Threw five scoreless innings in a no-decision vs. UT Martin (5/21), his longest start of the season...Had a season-best five strikeouts in three shutout innings en route to nailing down his only save vs. Illinois State (3/7)...Picked up his first win of the season when he tossed 1.2 scoreless innings with three strikeouts at SIU Edwardsville (3/13)...Started on his birthday at the Ohio Valley Conference Tournament vs. Murray State (5/29)...Made his Southeast Missouri debut at South Alabama (2/20).

**John A. Logan College:** Pitched two seasons at John A. Logan College...Put together a 6-1 record with 46 strikeouts in 42.1 innings over 20 appearances and three starts in

his junior college career...Averaged 9.8 strikeouts per nine innings...Also picked up one save.

**Prep:** First-Team All-Conference selection at nearby Anna-Jonesboro High School.

**Personal:** Born April 29, 2000... Majoring in Criminal Justice...Son of Steve and Paige Ralls...Has one sibling, Hayden.

and nine RBI...Concluded the season with 11-straight starts...Had a season-high two hits five times...Hit is first career home run to help Southeast Missouri capture the Ohio Valley Conference Tournament title vs. Murray State (5/30)...Finished with a total of four hits and four RBI in two games vs. Murray State at the OVC Tournament...Also contributed two hits at Belmont (5/1), at Lipscomb (5/15) and vs. UT Martin (5/20)... Ohio Valley Conference Commissioner's Honor Roll selection.

**McHenry County College:** Played two seasons at McHenry County College...Hit .350 with a double, four walks and one RBI in 2020...Played 32 games and hit .375 with 28 runs scored, seven doubles, a triple, one home run and 18 RBI in 2019...Also

walked 19 times and had a .504 on-base percentage that year.

**Prep:** Hit .312 with 23 runs, 25 hits, eight doubles, two triples and 15 RBI as a senior at Wauconda High School...Boasted a .451 on-base percentage and .462 slugging percentage.

**Personal:** Born August 22, 2000... Majoring in Business Administration...Son of Phil and Marybeth Sperling...Has one brother, Marc.



# 5



// Infield  
// Junior  
// 6-1 // 188 // L/R  
// Wauconda, Ill.  
// Wauconda H.S.  
// McHenry County College

## Danny SPERLING

**2022:** Played in 33 games with 22 starts, seeing time at designated hitter and second base...Batted .222 with 14 runs scored, 14 RBI and two doubles...Posted a pair of hits against Bellarmine (2/27, 2-for-4, 4 RBI), at Oklahoma State (5/8, 2-for-3, 2 RBI, run) and against UT Martin (2-for-4, 2 RBI, two doubles)...Started all four of SEMO's 2022 OVC Baseball Tournament games in Lex-

ington, Kentucky...Scored twice with two walks and a RBI against SIUE (5/27)...Was also 1-for-4 against Tennessee Tech (5/26 and 5/27) during SEMO's Championship run.

**2021:** Played in 23 games, making 16 starts between the infield second base and designated hitter...Hit .246 with eight runs scored, two doubles, one home run, eight walks

### Danny Sperling's Career Statistics at Southeast Missouri

Year	Avg.	GP-GS	AB	R	H	2B	3B	HR	RBI	IB	SLG%	BB	HBP	SO	GDP	OB%	SE	SH	SB-ATT	PO	A	E	FLD%
2021	.246	25-18	65	8	16	2	0	1	9	21	.323	8	2	9	2	.347	0	2	1-1	14	9	0	1.000
2022	.222	33-22	81	14	18	4	0	0	14	22	.272	15	5	18	2	.376	0	2	1-1	34	26	3	.952
Total	.233	58-40	146	22	34	6	0	1	23	43	.295	23	7	27	4	.364	0	4	2-2	48	35	3	.965





# SOUTHEAST MISSOURI BASEBALL NOTES

## NCAA LOUISVILLE REGIONAL // JUNE 3-6



8



// Utility Player  
// Sophomore  
// 5-10 // 190 // L/R  
// Wildwood, Mo.  
// Lafayette H.S.



55



// Pitcher  
// Sophomore  
// 6-8 // 283 // R/R  
// St. Louis, Mo.  
// Lutheran South H.S.  
// Three Rivers CC

## Ty STAUSS

**2021:** Participated in 31 games and made 20 starts in left field...Registered 13 hits and eight runs scored...Added three doubles, 14 walks and five RBI...Logged his first career start at South Alabama (2/21), where he had his first collegiate RBI...Recorded his first career hit on a single at Arkansas (2/25)...Finished with a season-best two RBI in the series finale against Arkansas (2/28)...Notched a season-high two hits in games one (3/5) and four (3/7) of the Redhawks series vs. Illinois State...Drew two walks on four occasions...Stole three bases...Ohio Valley Conference Commissioner's Honor Roll selection.

**Prep:** Hit .354 with a .747 slugging percentage during the 2019 campaign at Lafayette High School...Scored 25 runs, has seven doubles, a team-high six triples, four home runs and 19 RBI that year...Hit .513 with a .795 slugging percentage, 33 runs, 40 hits, nine doubles, five triples, a home run and 16 RBI in 2018...First-Team All-Conference and Second-Team All-State selection...Was named 2018 Confer-

ence Player of the Year...Garnered First-Team All-Conference honors in 2019, as well.

**Personal:** Born September 5, 2001...Majoring in Computer Information Systems...Son of Dave and Tonia Stauss...Has three brothers, Cole, Wade and Jack...Wade played for SEMO and signed as an undrafted free agent with the St. Louis Cardinals.

## Noah STONE

**2022:** Made three appearances...Pitched two innings, allowing four runs on five hits...Notched a strikeout and had one walk...Made Redhawks debut in hometown at Saint Louis (3/1), allowing two runs on one hit in 1.0 inning of work...Also pitched an inning at Indiana State (3/15), giving up two runs on three hits with a strikeout.

**2021:** Did not see game action...Ohio Valley Conference Commissioner's Honor Roll selection.

**Three Rivers CC:** Put together a 4-1 record in five starts during the 2020 campaign...Struck out 43 and walked 14 in 25 innings...Named NJCAA Pitcher of the Week after notching 14 strikeouts to go along with a 1.50 ERA vs. North Iowa Area CC (2/29)...Had 11 strikeouts in a shutout against North Central Missouri College (2/16).

**Prep:** Registered an 8-3 record with a 1.92 ERA in 11 starts during the 2017 season at Lutheran South High School...Struck out 84 in 65.7 innings...Put together a 3-1 record in seven games and five starts in 2016...Recorded 41 strikeouts in 28.3 innings and pitched two complete games.

**Personal:** Born October 14, 1998...Majoring in General Management...Son of Brian and Alicia Stone...Has a sister, Amelia.

### Ty Stauss' Career Statistics at Southeast Missouri

Year	Avg.	GP-GS	AB	R	H	2B	3B	HR	RBI	TB	SLG%	BB	HBP	SO	GDP	OB%	SF	SH	SB-ATT	PO	A	E	FLD%
2021	.176	31-21	74	8	13	3	0	0	5	16	.216	14	1	22	1	.311	1	2	3-3	29	1	1	.968
2022	.268	48-42	164	27	44	6	1	5	24	67	.409	17	2	39	6	.344	0	4	0-0	58	2	0	1.000
Total	.239	79-63	238	35	57	9	1	5	29	83	.349	31	3	61	7	.333	1	6	3-3	87	3	1	.989

### Noah Stone's Career Statistics at Southeast Missouri

Year	ERA	W-L	APP	GS	CG	SHO	SV	IP	H	R	ER	BB	SO	2B	3B	HR	AB	B/Avg.	WP	HBP	BK	SFA	SHA
2022	18.00	0-0	3	0	0	0	0	2.0	5	4	4	1	1	2	0	2	12	.455	1	0	0	0	0

# SOUTHEAST MISSOURI BASEBALL NOTES

## NCAA LOUISVILLE REGIONAL // JUNE 3-6



# 21



// Outfield  
// Junior  
// 6-1 // 205 // R/R  
// Dyersville, Iowa  
// Beckman H.S.  
// Kirkwood CC

games as a junior...Hit .300 with 39 runs, six doubles, five triples, one home run and 14 RBI in 42 games during his sophomore season.

**Personal:** Born December 15, 1999.  
Majoring in Exercise Management...  
Son of Brian and Pamela Vaske.

## Joel VASKE

**2022:** Competed in 47 games with 32 starts in the outfield...Batting .202 with 22 runs, 23 hits, five doubles, and four home runs...Notched 20 RBI...Slugging .351 with an OBPS .368...Made Redhawks debut and started in right field at Dallas Baptist (2/18)...Scored twice against Valparaiso (3/12)...Registered two hits, five times, against Saint Louis (3/1), versus Bradley (3/5), in back-to-back games against Valparaiso (3/12 and 3/13) and against Murray State (4/8)...Was 2-for-4 against Valparaiso (3/12 and 3/13) and against Murray State (4/8)...Tagged a pair of doubles against Murray State (4/8)...Had 3 RBI, three times, at Dallas Baptist (2/19), versus Bradley (3/5) and against Murray State (4/8)...Appeared in two of SEMO's 2022 OVC Baseball Tournament games...Drew a walk against Tennessee Tech (5/26).

**Kirkwood CC:** Third-team National Junior College Athletic Association (NJCAA) All-American at Iowa's Kirkwood Community College... Helped lead Kirkwood to the 2021 NJCAA Division II College World

Series...In three seasons with the Eagles, he hit .358 with 107 runs scored, 21 doubles, four triples, 23 home runs, 122 RBI, 29 stolen bases and 74 walks in 115 games... Boasted a .372 batting average with 69 runs, 83 hits, 16 doubles, two triples, 15 home runs and 81 RBI in his 2021 campaign...Also walked 64 times and stole 23 bases that year... First-Team All-Region XI selection...Ranked second on the team in batting average, hits, doubles, home runs, walks and RBI his final junior college season...Hit .516 with four home runs, 19 RBI, 14 runs scored and three stolen bases in the first 10 games of his sophomore season that ended early due to the COVID-19 pandemic.

**Prep:** All-State pick at Beckman High School...Won a Class 2A state title with the Trailblazers in 2017... Hit .437 with 50 runs scored, eight doubles, five triples, five home runs and 43 RBI in 40 starts as a senior... Boasted a .434 batting average with 56 hits, 48 runs, 11 doubles, six triples, eight home runs, 49 RBI and a .798 slugging percentage in 43

### Joel Vaske's Career Statistics at Southeast Missouri

Year	Avg.	GP-GS	AB	R	H	2B	3B	HR	RBI	TB	SLG%	BB	HBP	SO	GDP	OB%	SF	SH	SB-ATT	PO	A	E	FLD%
2022	.202	47-32	114	22	23	5	0	4	20	40	.351	23	7	56	1	.368	0	2	8-10	68	0	0	1.000



# SOUTHEAST MISSOURI BASEBALL NOTES

## NCAA LOUISVILLE REGIONAL // JUNE 3-6



9



// Infield  
// Graduate  
// 6-3 // 225 // R/R  
// Los Alamitos, Calif.  
// Los Alamitos H.S.  
// Long Beach City College

## Tyler WILBER

**2022:** Named to the 2022 Ohio Valley Conference All-Tournament Team and All-OVC First Team... Started and played all 57 games for the Redhawks at shortstop... Has never missed an inning of his college career making all 181 of his starts at shortstop...Batting a team-best .330 with a slugging percentage of .626 (second on team)...Has an OBPS of .400 (fourth on team)...Second on team with 53 runs scored...First in 2022 with 76 hits and 73 RBI...Ranks 16th in the nation for RBI (1.28 RBI/game, 23rd in NCAA)...Knocked 14 doubles (third on team) and a team-high 18 home runs...Leads the Redhawks with 144 total bases...SEMO's Single-Season RBI leader...Third player in Southeast Missouri program history to total 70 or more RBI in a single season...Notched four hits three times in 2022, against Murray State (4/8 and 4/9) and at Ole Miss (4/19)...Was 4-for-4 against Murray State (4/9), with two runs, 3 RBI and a homer...Also was 4-for-6 at Ole Miss (4/19) with a triple shy of the cycle with three runs and 3 RBI...Hit a pair of doubles at Morehead State (4/23), going 2-for-5...Posted two round trippers, going 3-for-4 against Valparaiso (3/13, game two) with 4 RBI and two runs...Finished with 4 RBI, three times against Bellarmine (2/26), versus Valpara-

iso (3/13) and at Missouri State (3/20)...Went 2-for-4 in SEMO's 2022 OVC Baseball Tournament opener against Tennessee Tech (5/26)...Then posted a 3-for-3 outing against SIUE (5/27) with two runs, 3 RBI, a homer and a walk...In the elimination game with TTU (5/27), was 1-for-3 with a run and two walks (one intentional)...Blasted a home run in the 10th inning of the 2022 OVC Baseball Tournament Championship against Belmont (5/28) for the game winner...Collected his 250th career hit against UT Martin (5/13) with an infield singles in the fifth.

**2021:** Named Second-Team All-Ohio Valley Conference and ranked 17th among the Top 100 shortstops by D1Baseball...Brooks Wallace Award Semifinalist...Was one of only two players on the team to start all 52 games as Southeast Missouri's shortstop...SEMO's top hitter with a .378 batting average...Also led the team in RBI (49), total bases (109), slugging percentage (.542), hits (76), and sacrifice flies (4)...Ranked second on the team in doubles (11), triples (2) and home runs (6)...Scored 32 runs and walked 22 times...Hit .374 with 19 runs, nine doubles, a triple, four home runs and 25 RBI in 27 OVC starts...Fin-

ished the 2021 regular-season with a league-best .400 batting average to claim his second OVC regular-season batting title...Notched a team-best 22 multiple-hit games and 13 multiple-RBI performances...Had a 15-game hitting streak from Mar. 30-May 1, the longest of any Redhawk...Fielded at a rate of .959 and helped turn 30 double plays...Had a pair of four-hit games vs. Jacksonville State (4/3) and at Austin Peay (4/28)...Scored two runs in eight games...Finished with a season-high five RBI at Austin Peay (4/28)...Fell a triple shy of hitting for the cycle at Murray State (4/10) and vs. Eastern Kentucky (5/8)...Went 3-for-4 with two runs, a double, home run and two RBI against the Racers and 3-for-4 with two runs, a double, home run and three RBI against the Colonels...Went 2-for-2 with two RBI and three walks in the Redhawks OVC Tournament clinching win over Murray State (5/30)...Also had a RBI vs. Austin Peay (5/27) and a hit, run scored and RBI vs. Murray State (5/28) in the OVC Tournament...Named OVC Player of the Week on Apr. 5...Knocked in the go-ahead run on a two-RBI single in the sixth inning to lead SEMO to its 6-5 come-from-behind win vs. Jacksonville State (Apr. 2)...Ended the season as the OVC leader in hits and assists (148), while ranking third in batting average (.378), sixth in on-base percentage and sixth in RBI...Ranked 49th nationally in batting average and 46th in hits per game (1.46).

**2020 (Shortened due to COVID-19):** Named CoSIDA Academic All-District...Was ranked among D1 Baseball's top 40 junior hitters...Started all 17 games at shortstop...Ranked second on the

team with a .406 batting average... Was one of three players who hit .400 or better...Led the Redhawks in runs (26), doubles (9), walks (11) and on-base percentage (.494)... Ranked second on the team in hits (28), slugging percentage (.696) and total bases (48)...Tied for second on the team with nine multiple-hit games...Narrowly missed hitting for the cycle when he opened the UT Martin series by going 4-for-6 with two singles, a double, home run, three runs and six RBI on Mar. 6...Went 4-for-6 with three runs scored and a double against the Skyhawks the next day (3/7)... Registered multiple hits in five of his final seven starts of the season... Was 3-for-4 with two doubles and two runs scored vs. Northern Illinois (2/22)...Led the OVC in runs scored and ranked second in doubles, total bases and total plate appearances (85)...Also ranked among OVC leaders in batting average (7th), slugging percentage (7th, .696), on-base percentage (3rd), hits (3rd), walks (4th) and at-bats (6th, 69)... Ranked second in the nation in runs scored and fourth in runs per game (1.53)...Was also ninth nationally in total bases...Preseason Third-Team All-America selection by Collegiate Baseball...OVC Commissioner's Honor Roll selection.

**2019:** First-Team All-OVC selection...Led the OVC with a .383 batting average and .480 on-base percentage in 55 starts at shortstop...Led the Redhawks with 80 hits, 19 doubles, three triples, 111 total bases, 40 RBI, and a .531 slugging percentage...Ranked second on the team in runs (43) and walks (37)...Posted multiple hits in a team-high 27 starts...Rated second with nine multiple-RBI performances...Reached base safely in 20-con-

### Tyler Wilber's Career Statistics at Southeast Missouri

Year	Avg.	GP-GS	AB	R	H	2B	3B	HR	RBI	TB	SLG%	BB	HBP	SO	GDP	OB%	SF	SH	SB-ATT	PO	A	E	FLD%
2019	.383	55-55	209	43	80	19	3	2	40	111	.531	37	4	24	4	.480	2	1	1-5	66	114	11	.942
2020	.406	17-17	69	26	28	9	1	3	12	48	.696	11	3	8	3	.494	2	0	3-3	25	44	3	.958
2021	.378	52-52	201	32	76	11	2	6	49	109	.542	22	6	26	10	.446	4	3	4-5	65	148	9	.959
2022	.330	57-57	230	53	76	14	0	18	73	144	.626	27	3	33	9	.400	5	1	0-0	70	142	10	.955
Total	.367	181-181	709	154	260	53	6	29	174	412	.581	97	16	91	26	.447	13	5	8-13	226	448	33	.953

# SOUTHEAST MISSOURI BASEBALL NOTES

## NCAA LOUISVILLE REGIONAL // JUNE 3-6



secutive games from Mar. 1-Apr. 1... Strung together a 14-game hitting streak from Mar. 1-22, longest on the team...Hit his first career home run at Eastern Illinois (3/31)...Collected a season-high four hits when he finished at 4-for-5 with a run scored, double and two RBI vs. Jacksonville State (4/7)...Had nine hits in three games vs. the Gamecocks...Also had a four-hit game at Morehead State (5/16)...Posted a season-high five RBI vs. Tennessee Tech (4/19)...Tallied multiple hits in four of his first six starts of the season...Ranked among league leaders in hits (5th), doubles (3rd) and walks (9th)...Rated 24th in the nation in batting average...OVC Commissioner's Honor Roll selection.

### Long Beach City College:

Started 47 games at Long Beach City College in 2017...Hit .331 with 26 runs scored, 60 hits, six doubles, one home run and 20 RBI...boasted a .407 on-base percentage...Had 17 multiple-hit games.

**Prep:** Attended Los Alamitos High School.

**Personal:** Born November 28, 1997... Majoring in Higher Education Administration...Son of Bruce Wilber and Kathleen Rowden...Has one brother, Greg... His father played professional baseball for the Portland Mavericks, an independent team in the Class A Northwest League.



# 27



## Austin WILLIAMS

**2022:** Made 24 appearances with three starts...Fashioned a 7-3 record with two saves...Pitched 54.2 innings (third on team) with a 4.94 ERA (third on team)...Struck out 67, good for third on SEMO in 2022 with 22 walks...Limited opponents to a batting average of .272 (third)...Second on the team with seven wins and second in saves (2)...Pitched five innings twice against Valparaiso (3/13) and at Tennessee Tech (4/15) for a pair of wins...Struck out career high nine batters at TTU (4/15)...Pitched in two 2022 OVC Baseball Tournament games, earning the win against Tennessee Tech (5/27)...Allowed one run on two hits in 3.1 innings in the tournament eliminator with five strikeouts...Also pitched in the SEMO tournament opener against TTU (5/26), allowing four runs on two hits.

**2021:** Appeared in 22 games and made one start...Put together a 2-3 record with a 5.90 ERA and 39 strikeouts in 39.2 innings...Led the team with six saves and tied

for first in appearances as one of Southeast Missouri's top relief pitchers...Allowed 26 earned runs and gave up 12 walks...Picked up his first win of the season when he pitched 3.2 scoreless innings with three strikeouts at Belmont (5/1)...Matched his longest outing of the season when he also worked 3.2 innings at Murray State (4/9)...Recorded a season-high four strikeouts vs. Austin Peay (3/19), at Murray State (4/9) and vs. Eastern Kentucky (5/8)...Did not allow a run in eight of his appearances...Struck out three in two scoreless innings of no-hit baseball to earn his first save at Saint Louis (3/16)...Pitched in two games at the Ohio Valley Conference Tournament...Tied for fifth in the OVC in saves and tied for eighth in games finished (10).

**2020 (Shortened due to COVID-19):** Did not see action.

**Three Rivers CC:** Played his sophomore season at Three Rivers Community College in 2019...Posted a 4-4 record in 15 appearances and 11 starts...Struck out 84 and walked

25 in 63.2 innings...Averaged 11.8 strikeouts per nine innings...Tossed three complete games and picked up a save.

**Williams Baptist:** Pitched his freshman campaign at Williams Baptist in 2018...Made 11 appearances and four starts and finished with a record of 1-5...Struck out 35 in 25.2 innings of work...Picked up one save.

**Prep:** Four-year starter at White County Central High School...Earned All-State honors his final two prep seasons...Four-time All-Conference pick...Also an All-State honoree on the basketball team...Ranked eighth in his class as an Honors Graduate.

**Personal:** Born June 13, 1999... Majoring in Corporate Communication...Son of Greg and Leslie Williams.

### Austin Williams' Career Statistics at Southeast Missouri

Year	ERA	W-L	APP	GS	CG	SHO	SV	IP	H	R	ER	BB	SO	2B	3B	HR	AB	B/Avg.	WP	HBP	BK	SFA	SHA
2021	5.90	2-3	22	1	0	0	6	39.2	50	27	26	12	39	9	1	8	183	.296	8	1	0	0	1
2022	4.94	7-3	24	3	0	0	2	54.2	59	33	30	22	67	14	2	5	244	.272	5	2	1	2	1
Total	5.34	9-6	46	4	0	0	8	94.1	109	60	56	34	106	23	3	13	427	.282	13	3	1	2	2





# SOUTHEAST MISSOURI BASEBALL NOTES

## NCAA LOUISVILLE REGIONAL // JUNE 3-6



# 26



// Pitcher  
// Sophomore  
// 6-4 // 190 // R/R  
// Tinley Park, Ill.  
// Tinley Park H.S.



# 30



// Utility Player  
// Junior  
// 6-3 // 212 // R/R  
// Orland Park, Ill.  
// Carl Sandburg H.S.  
// South Suburban College

## Collin WILMA

**2022:** Returned from a stress fracture to pitch for the first time this season at Missouri (5/3)...Made five appearances with four starts for the Redhawks...Went 0-2 (10.38 ERA)...Pitched 8.2 innings, allowing 10 runs on 11 hits with five strikeouts and six walks...Made season debut at Missouri (5/3), going 1.1 innings allowing just two runs on one hit...Pitched a season-high 3.1 innings against Tennessee Tech (5/27) in the 2022 OVC Baseball Tournament, surrendering one run on three hits...Posted a season-best three strikeouts at Eastern Illinois (5/21).

**2021:** Garnered Ohio Valley Conference All-Freshman Team accolades...Was limited to seven appearances and four starts due to injury...Went 2-0 with a 2.93 ERA and one combined shutout...Recorded 21 strikeouts in 27.2 innings of work...Allowed 22 hits, 10 runs and eight walks...Held opponents to a .220 batting average...Picked up his first win of the season after striking out three in 5.1 innings vs. Jacksonville State (4/3)...Threw four scoreless innings and allowed only one hit with five strikeouts out of the bullpen vs. Austin Peay (3/20)...Longest start of the season was 6.2 innings in a win over Tennessee

Tech (4/17)...Posted a season-high six strikeouts in 4.2 innings of a no-decision at Murray State (4/10).

**2020 (Shortened due to COVID-19):** Appeared in four games and made three starts...Posted a 1-0 record with 19 strikeouts in 18.1 innings...Allowed five walks...Earned his first career win when he struck out five in 7.1 innings vs. Ohio (2/29)...Recorded a season-high six strikeouts 5.1 innings during his first career start vs. Northern Illinois (2/22)...Also worked 2.2 innings of relief at UL Monroe (2/15) and three innings in his first career OVC start at UT Martin (3/8).

**Prep:** Garnered All-State accolades as a senior at Tinley Park High School...Three-year starter who pitched and played third base...Notched 100 strikeouts and finished with a 2.00 ERA his senior year...Also hit .450 with five home runs and 48 RBI...Earned All-Conference honors each of his final three seasons as a prep...Four-time All-Conference pick in golf.

**Personal:** Born January 14, 2001...Majoring in Biology...Son of Mark and Lindsay Wilma.

## Tommy WINDT

**2022:** Made 18 appearances with 11 starts (second on team) on the mound...Fashioned a 4-2 mark in 58.2 innings of work (6.90 ERA)...Posted 68 strikeouts with 24 walks...Fourth on team for ERA and opposing batting average (.305)...Fourth on SEMO for wins...Second for innings pitched and strikeouts...Made Redhawks debut at Dallas Baptist (2/18), allowing a hit with a strikeout...Pitched career high 7.2 innings against Morehead State (4/23), allowing one run (0 earned runs) on seven hits with a career best seven strikeouts for the win...Pitched in the Redhawks 2022 OVC Baseball Tournament opener against Tennessee Tech (5/26).

**South Suburban College:** Earned Second-Team National Junior College Athletic Association (NJCAA) Division I All-America accolades as a designated hitter at South Suburban Community College...Was the Bulldogs' top hitter in 2021...Hit .401 with 64 runs scored, 79 hits, 17 doubles, four triples, 11 home runs and 68 RBI in 58 games...Boasted a slugging percentage of .695 and on-base percentage of .490...Walked 35 times and stole six bases...

Started 12 games on the mound, where he compiled a team-high eight victories...Finished the season at 8-2 with a 2.80 ERA, two complete games and 68 strikeouts in 74 innings...Averaged 8.2 strikeouts per nine innings...Accumulated 15 hits, 12 runs scored, a double, two home runs and eight RBI in his first year at South Suburban in 2020...Saw action in 16 games that season...Posted his first career win in three starts on the hill...Recorded eight strikeouts in 10.1 innings of work...Academic All-American.

**Prep:** Attended Carl Sandburg High School...Played outfield and second base in addition to pitching.

**Personal:** Born August 3, 2001...Majoring in Biomedical Sciences...Son of Tim and Caryn Windt.

### Collin Wilma's Career Statistics at Southeast Missouri

Year	ERA	W-L	APP	GS	CG	SHO	SV	IP	H	R	ER	BB	SO	2B	3B	HR	AB	B/Avg.	WP	HBP	BK	SFA	SHA
2020	7.36	1-0	4	3	0	0	0	18.1	23	15	15	5	19	6	0	3	82	.307	1	1	0	0	1
2021	2.93	2-0	7	4	0	0	0	27.2	22	10	9	8	21	3	0	3	114	.220	3	5	0	1	0
2022	10.38	0-2	5	4	0	0	0	8.2	11	10	10	6	5	3	0	0	47	.297	1	4	0	0	0
Total	5.60	3-2	16	11	0	0	0	54.2	56	35	34	19	45	12	0	6	243	.264	5	10	0	1	1

### Tommy Windt's Career Statistics at Southeast Missouri

Year	ERA	W-L	APP	GS	CG	SHO	SV	IP	H	R	ER	BB	SO	2B	3B	HR	AB	B/Avg.	WP	HBP	BK	SFA	SHA
2020	6.90	4-2	18	11	0	0	0	58.2	74	53	45	24	68	16	3	13	275	.305	4	1	1	3	2



# SOUTHEAST MISSOURI BASEBALL NOTES

## NCAA LOUISVILLE REGIONAL // JUNE 3-6



### 2022 Southeast Missouri Baseball Individual Game-by-Game for Southeast Missouri (as of May 30, 2022)

#### #10 ANDREWS, Lincoln - 55 games (All games)

Date	Opponent	Pos	AB	R	H	RBI	2B	3B	HR	BB	SB	CS	HBP	SAC	SF	GDP	K	PO	A	E	Avg
02-18-22	at Dallas Baptist	*1b	6	0	1	1	0	0	0	0	0	0	0	0	0	0	4	11	1	1	.167
02-19-22	at Dallas Baptist	*1b	4	1	0	0	0	0	0	1	0	0	0	0	0	1	2	6	0	0	.100
02-20-22	at Dallas Baptist	*1b	3	2	2	2	1	0	1	1	0	0	0	0	0	0	1	6	0	0	.231
02-26-22	BELLARMINE	*1b	6	1	2	1	1	0	1	0	0	0	0	0	0	0	2	11	1	0	.263
02-27-22	BELLARMINE-1	*1b	3	0	1	1	0	0	0	1	0	1	0	0	1	0	0	9	0	0	.273
02-27-22	BELLARMINE-2	*1b	4	2	0	0	0	0	0	1	0	0	0	0	0	0	0	8	1	0	.231
03-01-22	SAINT LOUIS	*1b	4	1	2	2	1	0	0	1	0	0	0	0	0	0	2	7	0	0	.267
03-04-22	BRADLEY	*1b	5	2	2	2	2	0	0	1	0	0	0	0	0	0	2	9	0	0	.286
03-05-22	BRADLEY-1	*1b	4	2	2	1	0	0	0	0	0	0	0	0	0	0	1	3	0	0	.308
03-05-22	BRADLEY-2	*1b	5	1	2	3	1	0	0	0	0	0	0	0	0	0	3	8	0	0	.318
03-08-22	at Arkansas State	*1b	5	1	1	2	1	0	0	1	0	0	0	0	0	0	2	9	0	0	.306
03-12-22	VALPARAISO	*1b	4	0	0	0	0	0	0	0	0	0	0	0	0	1	1	5	0	0	.283
03-13-22	VALPARAISO-1	*1b	5	1	2	2	0	0	1	1	0	0	0	0	0	0	2	9	1	0	.293
03-13-22	VALPARAISO-2	*1b	5	1	1	0	0	0	0	0	0	0	0	0	0	0	3	8	0	0	.286
03-15-22	at Indiana State	*1b	4	0	1	0	0	0	0	0	0	0	0	0	0	0	1	4	0	0	.284
03-16-22	at Indiana State	*1b	4	1	1	0	0	0	0	0	0	0	0	0	0	0	2	12	0	0	.282
03-19-22	at Missouri State-1	*1b	2	0	0	1	0	0	0	2	0	0	0	1	0	0	1	7	0	0	.274
03-19-22	at Missouri State-2	*1b	4	0	1	0	0	0	0	0	0	0	0	0	0	0	3	6	0	0	.273
03-20-22	at Missouri State	*1b	4	0	0	0	0	0	0	0	0	0	0	0	0	0	1	2	0	0	.259
03-25-22	SIUE	*1b	3	0	0	0	0	0	0	0	0	0	0	0	0	1	0	10	1	1	.250
03-26-22	SIUE	*1b	3	0	0	0	0	0	0	0	0	0	0	0	0	0	1	10	0	0	.241
03-27-22	SIUE	*1b	3	0	0	0	0	0	0	0	0	0	0	1	0	2	0	2	1	0	.233
03-29-22	at Saint Louis	*1b	3	1	1	0	1	0	0	0	0	0	0	1	0	0	1	4	0	0	.237
04-01-22	at Austin Peay	*1b	4	0	0	0	0	0	0	0	0	0	0	0	0	0	0	7	0	0	.227
04-02-22	at Austin Peay	*1b	4	3	3	4	0	0	3	0	0	0	0	0	0	0	0	9	1	0	.248
04-03-22	at Austin Peay	*1b	4	0	0	0	0	0	0	0	0	0	0	0	0	0	1	6	0	0	.238
04-08-22	MURRAY STATE	*1b	4	1	0	1	0	0	0	0	0	0	1	0	0	0	2	8	1	0	.229
04-09-22	MURRAY STATE	*1b	3	1	0	0	0	0	0	1	0	0	0	0	0	0	0	14	1	0	.223
04-10-22	MURRAY STATE	*1b	5	1	1	1	0	0	0	0	0	0	0	0	0	0	0	7	1	0	.222
04-12-22	SOUTHERN ILLINOIS	*1b	4	0	0	0	0	0	0	0	0	0	0	0	0	0	1	9	0	0	.215
04-14-22	at Tennessee Tech	*1b	3	1	0	0	0	0	0	1	0	0	1	0	0	0	1	4	0	0	.210
04-15-22	at Tennessee Tech	*1b	4	0	0	0	0	0	0	0	0	0	1	0	0	0	0	5	0	0	.203
04-16-22	at Tennessee Tech	*1b	4	0	1	0	0	0	0	0	0	0	0	0	0	0	2	4	0	0	.205
04-19-22	at Ole Miss	*1b	5	1	1	0	0	0	0	1	0	0	0	0	0	0	3	8	0	0	.204
04-22-22	MOREHEAD STATE	*1b	4	0	1	0	1	0	0	1	0	0	0	0	0	0	0	8	0	0	.206
04-23-22	MOREHEAD STATE-1	*1b	4	1	1	4	0	0	1	0	0	0	1	0	0	0	1	8	1	0	.207
04-23-22	MOREHEAD STATE-2	*1b	3	2	2	3	0	0	2	1	0	0	0	0	0	0	0	12	0	1	.216
04-26-22	at Southern Illinois	*1b	4	1	2	2	0	0	1	0	0	0	0	1	0	0	2	4	0	0	.224
04-29-22	at Belmont	*1b	4	0	0	0	0	0	0	0	0	0	0	0	0	0	2	9	1	0	.218
04-30-22	at Belmont	*1b	3	0	0	0	0	0	0	0	0	0	0	0	0	0	2	9	0	0	.214
05-01-22	at Belmont	*1b	3	2	1	0	0	0	0	0	0	0	1	0	0	0	1	4	0	0	.216
05-03-22	at Mizzou	*1b	4	0	0	0	0	0	0	0	0	0	0	0	0	0	3	10	0	0	.211
05-06-22	at Oklahoma State	*1b	4	0	1	0	0	0	0	0	0	0	0	0	0	0	1	7	0	0	.212
05-08-22	at Oklahoma State	*1b	2	1	1	0	0	0	0	1	0	0	0	0	0	0	1	6	1	0	.215
05-10-22	MISSOURI STATE	*1b	4	0	0	0	0	0	0	0	0	0	0	0	0	0	2	5	2	0	.210
05-13-22	TENNESSEE-MARTIN	*1b	1	1	0	0	0	0	0	2	0	0	1	0	0	0	1	7	0	0	.209
05-14-22	TENNESSEE-MARTIN	*1b	4	2	2	2	0	0	1	0	0	0	0	0	0	0	1	6	0	0	.215
05-15-22	TENNESSEE-MARTIN	*1b	3	3	2	1	1	0	1	1	0	0	0	0	0	0	0	9	0	0	.223
05-20-22	at Eastern Illinois-1	*1b	3	0	1	1	0	0	0	1	0	0	0	0	0	0	1	8	0	0	.225
05-20-22	at Eastern Illinois-2	*1b	4	1	1	0	0	0	0	0	0	0	0	0	0	0	3	6	0	0	.225
05-21-22	at Eastern Illinois	*1b	3	1	1	1	0	0	1	0	0	0	0	0	0	0	0	6	0	0	.227
05-26-22	vs Tennessee Tech	*1b	5	1	2	4	1	0	1	0	0	0	0	0	0	0	2	11	0	0	.231
05-27-22	vs SIUE	*1b	4	1	2	1	0	0	2	0	0	0	0	0	0	0	1	7	0	0	.236
05-27-22	vs Tennessee Tech	*1b	4	1	3	1	1	0	1	0	0	0	0	0	0	0	1	8	0	0	.246
05-28-22	vs Belmont	*1b	4	0	0	0	0	0	0	0	0	0	0	0	0	0	3	10	1	1	.242
Totals		55gs	211	43	51	44	12	0	15	22	0	1	6	4	1	5	73	407	16	4	.242

On base pct. .329 • Slugging pct. .512



# SOUTHEAST MISSOURI BASEBALL NOTES

## NCAA LOUISVILLE REGIONAL // JUNE 3-6

### 2022 Southeast Missouri Baseball Individual Game-by-Game for Southeast Missouri (as of May 30, 2022)

#### #31 CISNEROS, Blake - 2 games (All games)

Date	Opponent	Pos	AB	R	H	RBI	2B	3B	HR	BB	SB	CS	HBP	SAC	SF	GDP	K	PO	A	E	Avg
02-26-22	BELLARMINE	p	0	0	0	0	0	0	0	0	0	0	0	0	0	0	0	0	1	0	.000
05-14-22	TENNESSEE-MARTIN	p	0	0	0	0	0	0	0	0	0	0	0	0	0	0	0	0	1	0	.000
Totals		Ogs	0	0	0	0	0	0	0	0	0	0	0	0	0	0	0	0	1	1	.000

On base pct. .000 • Slugging pct. .000

#### #31 CISNEROS, Blake - 26 appearances (All games)

Date	Opponent	GS	IP	H	R	ER	BB	SO	2B	3B	HR	WP	BK	HBP	IBB	Score	W-L	Sv	ERA	NP
02-18-22	at Dallas Baptist		0.1	0	0	0	1	0	0	0	0	1	0	0	0	7-6	0-0	0	0.00	14
02-19-22	at Dallas Baptist		0.1	0	0	0	0	0	0	0	0	0	0	0	0	6-5	1-0	0	0.00	3
02-26-22	BELLARMINE		1.0	1	0	0	0	0	0	0	0	0	0	1	0	8-7	1-0	0	0.00	17
02-27-22	BELLARMINE-2		1.0	0	1	0	3	2	0	0	0	0	0	0	0	12-8	2-0	0	0.00	27
03-05-22	BRADLEY-2		1.0	0	0	0	0	3	0	0	0	0	0	0	0	12-5	2-0	0	0.00	16
03-08-22	at Arkansas State		1.0	3	1	1	0	1	0	0	0	1	0	0	0	14-6	2-0	0	1.93	23
03-13-22	VALPARAISO-2		0.2	1	1	1	1	0	0	0	0	0	0	0	0	10-8	2-0	0	3.38	18
03-16-22	at Indiana State		0.2	0	0	0	0	0	0	0	0	0	0	0	0	4-5	2-0	0	3.00	4
03-19-22	at Missouri State-2		1.0	0	0	0	0	2	0	0	0	1	0	0	0	3-9	2-0	0	2.57	17
03-27-22	SIUE		2.0	0	0	0	1	2	0	0	0	1	0	1	0	5-2	2-0	0	2.00	32
04-02-22	at Austin Peay		0.2	1	2	2	1	2	0	0	0	2	0	0	0	7-8	2-0	0	3.72	20
04-03-22	at Austin Peay		2.0	2	1	1	0	2	1	0	1	0	0	0	0	6-5	2-0	0	3.86	27
04-05-22	ARKANSAS STATE		0.1	0	0	0	0	1	0	0	0	0	0	0	0	8-5	2-0	0	3.75	6
04-09-22	MURRAY STATE		2.1	2	0	0	0	1	0	0	0	1	0	0	0	8-5	2-0	0	3.14	37
04-10-22	MURRAY STATE		1.1	1	0	0	0	2	0	0	0	0	0	0	0	11-10	2-0	0	2.87	18
04-23-22	MOREHEAD STATE-2		1.2	3	2	1	1	1	1	0	0	0	0	1	0	9-8	2-0	0	3.12	38
04-29-22	at Belmont		0.2	1	0	0	0	1	0	0	0	0	0	0	0	5-4	2-0	0	3.00	8
05-01-22	at Belmont		2.2	2	0	0	0	3	0	0	0	0	0	0	0	11-4	3-0	0	2.61	33
05-07-22	at Oklahoma State		1.0	2	2	2	1	2	1	0	0	0	0	0	0	6-11	3-0	0	3.32	27
05-10-22	MISSOURI STATE		2.0	0	0	0	0	4	0	0	0	0	0	0	0	8-7	4-0	0	3.04	20
05-14-22	TENNESSEE-MARTIN		1.2	2	2	1	2	2	0	0	0	1	0	0	0	7-6	4-0	0	3.20	40
05-20-22	at Eastern Illinois-1		0.2	0	0	0	1	0	0	0	0	0	0	0	1	6-4	4-0	1	3.12	3
05-20-22	at Eastern Illinois-2		1.1	1	1	1	1	1	1	0	0	1	0	0	1	5-7	4-1	1	3.29	18
05-26-22	vs Tennessee Tech		3.2	1	0	0	4	2	0	0	0	0	0	0	0	10-11	4-1	1	2.90	57
05-27-22	vs Tennessee Tech		2.1	1	0	0	0	2	1	0	0	0	0	0	0	5-2	4-1	1	2.70	30
05-28-22	vs Belmont		0.1	0	0	0	0	1	0	0	0	0	0	0	0	5-4	4-1	2	2.67	7
Totals		0	33.2	24	13	10	17	37	5	0	1	9	0	3	2	198-162	4-1	2	2.67	-

# SOUTHEAST MISSOURI BASEBALL NOTES

## NCAA LOUISVILLE REGIONAL // JUNE 3-6



### 2022 Southeast Missouri Baseball Individual Game-by-Game for Southeast Missouri (as of May 30, 2022)

#23 GRABER, Brett - 57 games (All games)

Date	Opponent	Pos	AB	R	H	RBI	2B	3B	HR	BB	SB	CS	HBP	SAC	SF	GDP	K	PO	A	E	Avg
02-18-22	at Dallas Baptist	*of	3	0	0	0	0	0	0	3	1	0	0	0	0	0	1	1	0	0	.000
02-19-22	at Dallas Baptist	*of	4	1	2	1	0	0	0	1	1	0	0	0	0	0	1	2	0	0	.286
02-20-22	at Dallas Baptist	*of	3	1	0	0	0	0	0	1	0	0	0	0	0	0	2	0	0	0	.200
02-26-22	BELLARMINE	*of	4	0	2	1	0	0	0	1	1	0	0	0	0	0	1	1	1	0	.286
02-27-22	BELLARMINE-1	*of	4	1	2	0	1	0	0	1	0	0	0	0	0	0	2	4	0	0	.333
02-27-22	BELLARMINE-2	*of	4	1	1	0	0	0	0	0	0	0	0	1	0	0	1	1	0	0	.318
03-01-22	SAINT LOUIS	*of	2	1	1	1	0	0	0	2	0	0	0	0	0	0	0	3	0	0	.333
03-04-22	BRADLEY	*of	4	1	3	2	2	0	0	1	0	0	0	0	0	0	0	2	0	0	.393
03-05-22	BRADLEY-1	*of	3	1	1	3	0	0	1	0	0	0	0	0	0	0	1	1	0	0	.387
03-05-22	BRADLEY-2	*of	4	1	1	3	0	0	1	1	0	0	0	0	0	0	1	4	0	0	.371
03-08-22	at Arkansas State	*of	6	0	1	1	1	0	0	0	0	0	0	0	0	0	4	5	0	0	.341
03-12-22	VALPARAISO	*of	3	0	1	0	0	0	0	0	0	1	1	0	0	0	2	3	0	0	.341
03-13-22	VALPARAISO-1	*of	2	3	1	0	0	0	0	1	0	0	2	0	0	0	0	3	0	0	.348
03-13-22	VALPARAISO-2	*of	3	1	3	2	0	1	1	1	0	0	0	0	0	0	0	2	0	0	.388
03-15-22	at Indiana State	*of	2	0	0	0	0	0	0	1	1	0	0	0	0	0	1	4	0	0	.373
03-16-22	at Indiana State	*of	2	0	0	0	0	0	0	1	0	1	1	0	0	0	1	1	0	0	.358
03-19-22	at Missouri State-1	*of	4	1	2	0	0	0	0	1	1	0	0	0	0	1	0	5	0	0	.368
03-19-22	at Missouri State-2	*of	4	0	2	1	0	0	0	0	0	0	0	0	0	0	0	4	0	0	.377
03-20-22	at Missouri State	*of	3	1	1	0	1	0	0	1	0	0	0	0	0	0	1	3	0	0	.375
03-25-22	SIUE	*of	3	0	0	0	0	0	0	0	0	0	0	0	0	0	0	1	0	0	.358
03-26-22	SIUE	*of	3	0	1	0	0	0	0	0	0	0	0	0	0	0	2	5	0	0	.357
03-27-22	SIUE	*of	3	0	1	0	0	0	0	1	0	0	0	0	0	0	1	5	0	0	.356
03-29-22	at Saint Louis	*of	3	1	0	0	0	0	0	1	0	0	0	0	0	0	1	5	0	0	.342
04-01-22	at Austin Peay	*of	3	1	0	0	0	0	0	1	1	0	0	0	0	0	0	1	0	0	.329
04-02-22	at Austin Peay	*of	4	0	1	0	0	0	0	0	0	0	0	0	0	1	2	1	0	0	.325
04-03-22	at Austin Peay	*of	4	0	0	0	0	0	0	0	0	0	0	0	0	0	2	2	0	0	.310
04-05-22	ARKANSAS STATE	*of	3	0	1	3	0	1	0	0	1	0	1	0	0	0	1	2	0	0	.311
04-08-22	MURRAY STATE	*of	5	1	2	2	1	0	0	0	0	0	0	0	0	0	1	2	0	0	.316
04-09-22	MURRAY STATE	*of	4	1	1	0	0	0	0	0	1	0	0	0	0	0	1	3	0	0	.313
04-10-22	MURRAY STATE	*of	5	1	3	2	1	0	0	0	0	0	0	0	0	0	0	4	0	0	.327
04-12-22	SOUTHERN ILLINOIS	*of	4	1	2	0	0	0	0	0	1	0	0	0	0	0	0	4	0	0	.333
04-14-22	at Tennessee Tech	*of	3	1	2	1	0	1	0	2	0	0	0	0	0	0	1	4	0	0	.342
04-15-22	at Tennessee Tech	*of	3	0	1	0	1	0	0	1	0	0	1	0	0	0	2	4	0	0	.342
04-16-22	at Tennessee Tech	*of	4	1	2	0	0	0	0	0	0	1	0	0	0	0	1	4	0	0	.347
04-19-22	at Ole Miss	*of	6	0	0	0	0	0	0	0	0	0	0	0	0	0	4	1	0	0	.331
04-22-22	MOREHEAD STATE	*of	5	1	2	0	0	0	0	0	0	0	0	0	0	0	2	1	0	0	.333
04-23-22	MOREHEAD STATE-1	*of	4	2	2	3	1	0	0	1	0	0	0	0	0	0	1	3	0	0	.338
04-23-22	MOREHEAD STATE-2	*of	4	1	2	1	1	0	1	1	0	0	0	0	0	0	0	2	0	0	.343
04-26-22	at Southern Illinois	*of	5	1	1	0	1	0	0	0	0	0	0	0	0	0	3	3	0	0	.338
04-29-22	at Belmont	*of	4	1	2	2	0	0	1	0	0	0	0	1	0	0	0	5	0	0	.342
04-30-22	at Belmont	*of	4	0	0	0	0	0	0	0	0	0	0	0	0	0	1	2	0	0	.333
05-01-22	at Belmont	*of	4	1	1	2	0	0	1	1	0	0	0	0	0	1	2	3	0	0	.331
05-03-22	at Mizzou	*of	4	0	0	0	0	0	0	0	0	0	0	0	0	0	3	2	0	0	.323
05-06-22	at Oklahoma State	*of	4	0	2	0	0	0	0	0	1	1	0	0	0	0	2	4	0	0	.327
05-07-22	at Oklahoma State	*of	4	1	2	1	0	0	0	1	0	0	0	0	0	0	0	1	0	0	.331
05-08-22	at Oklahoma State	*of	4	0	0	0	0	0	0	0	0	0	0	0	0	1	1	4	0	0	.324
05-10-22	MISSOURI STATE	*of	4	1	2	3	1	0	1	0	0	0	0	0	0	0	2	1	0	0	.328
05-13-22	TENNESSEE-MARTIN	*of	3	0	2	0	0	0	0	1	1	1	0	0	0	0	1	4	0	1	.333
05-14-22	TENNESSEE-MARTIN	*of	4	2	3	4	2	0	1	1	0	0	0	0	0	0	0	4	0	0	.343
05-15-22	TENNESSEE-MARTIN	*of	4	3	1	1	1	0	0	2	0	0	0	0	0	0	0	2	0	0	.341
05-20-22	at Eastern Illinois-1	*of	5	0	2	1	0	0	0	0	0	0	0	0	0	0	0	1	0	0	.342
05-20-22	at Eastern Illinois-2	*of	3	1	1	1	1	0	0	2	0	0	0	0	0	0	2	2	0	0	.342
05-21-22	at Eastern Illinois	*of	3	0	1	0	0	0	0	0	0	0	0	0	0	0	0	1	0	0	.342
05-26-22	vs Tennessee Tech	*of	4	2	1	1	0	0	1	0	0	0	1	0	0	0	1	3	0	0	.340
05-27-22	vs SIUE	*of	3	2	1	1	0	0	0	3	2	0	0	0	0	0	1	1	0	0	.340
05-27-22	vs Tennessee Tech	*of	2	0	0	0	0	0	0	0	0	0	2	0	1	0	6	0	0	0	.337
05-28-22	vs Belmont	*of	5	0	0	0	0	0	0	0	0	0	0	0	0	0	2	3	0	0	.329
Totals		57gs	210	41	69	44	16	3	9	36	13	5	7	4	0	5	62	155	1	1	.329

On base pct. .443 • Slugging pct. .562



# SOUTHEAST MISSOURI BASEBALL NOTES

## NCAA LOUISVILLE REGIONAL // JUNE 3-6

### 2022 Southeast Missouri Baseball Individual Game-by-Game for Southeast Missouri (as of May 30, 2022)

#### #16 GRANT, Wyatt - 8 games (All games)

Date	Opponent	Pos	AB	R	H	RBI	2B	3B	HR	BB	SB	CS	HBP	SAC	SF	GDP	K	PO	A	E	Avg
02-20-22	at Dallas Baptist	ph	1	0	0	0	0	0	0	0	0	0	0	0	0	0	1	0	0	0	.000
02-27-22	BELLARMINE-2	*c/dh	2	1	0	0	0	0	0	1	0	0	1	0	0	0	2	8	1	0	.000
03-08-22	at Arkansas State	ph/c	0	0	0	0	0	0	0	1	0	0	0	0	0	0	0	0	0	0	.000
03-13-22	VALPARAISO-1	ph/c	0	0	0	0	0	0	0	1	0	0	0	0	0	0	0	2	0	0	.000
03-13-22	VALPARAISO-2	*c	3	0	1	0	0	0	0	0	0	0	0	0	0	0	2	6	2	0	.167
03-15-22	at Indiana State	c	1	0	0	0	0	0	0	0	0	0	0	0	0	0	1	1	0	0	.143
03-19-22	at Missouri State-2	*c	2	0	0	0	0	0	0	0	0	0	0	0	0	0	0	4	1	0	.111
03-27-22	SIUE	*dh	1	0	0	0	0	0	0	0	0	0	0	1	0	0	1	0	0	0	.100
Totals		4gs	10	1	1	0	0	0	0	3	0	0	1	1	0	0	7	21	4	0	.100

On base pct. .357 • Slugging pct. .100

**SOUTHEAST MISSOURI BASEBALL NOTES**  
**NCAA LOUISVILLE REGIONAL // JUNE 3-6**



**2022 Southeast Missouri Baseball**  
**Individual Game-by-Game for Southeast Missouri (as of May 30, 2022)**

**#33 GROSSIUS, Bryce - 7 games (All games)**

Date	Opponent	Pos	AB	R	H	RBI	2B	3B	HR	BB	SB	CS	HBP	SAC	SF	GDP	K	PO	A	E	Avg
02-26-22	BELLARMINE	*p	0	0	0	0	0	0	0	0	0	0	0	0	0	0	0	1	1	0	.000
03-04-22	BRADLEY	*p	0	0	0	0	0	0	0	0	0	0	0	0	0	0	0	0	1	0	.000
03-08-22	at Arkansas State	*p	0	0	0	0	0	0	0	0	0	0	0	0	0	0	0	0	1	0	.000
03-16-22	at Indiana State	*p	0	0	0	0	0	0	0	0	0	0	0	0	0	0	0	0	1	0	.000
03-29-22	at Saint Louis	*p	0	0	0	0	0	0	0	0	0	0	0	0	0	0	0	0	0	1	.000
04-05-22	ARKANSAS STATE	*p	0	0	0	0	0	0	0	0	0	0	0	0	0	0	0	1	0	0	.000
05-08-22	at Oklahoma State	p	0	0	0	0	0	0	0	0	0	0	0	0	0	0	0	0	1	0	.000
Totals		5gs	0	0	0	0	0	0	0	0	0	0	0	0	0	0	0	2	5	1	.000

On base pct. .000 • Slugging pct. .000

**#33 GROSSIUS, Bryce - 12 appearances (All games)**

Date	Opponent	GS	IP	H	R	ER	BB	SO	2B	3B	HR	WP	BK	HBP	IBB	Score	W-L	Sv	ERA	NP
02-18-22	at Dallas Baptist	*	3.2	5	3	2	1	6	0	0	1	1	1	0	0	7-6	0-0	0	4.91	82
02-26-22	BELLARMINE	*	4.0	7	6	6	2	2	3	0	1	0	0	0	0	8-7	0-0	0	9.39	70
03-04-22	BRADLEY	*	3.0	5	2	2	2	2	0	0	2	0	0	1	0	16-7	0-0	0	8.44	64
03-08-22	at Arkansas State	*	2.2	4	5	4	1	1	0	0	1	2	0	0	0	14-6	0-0	0	9.45	51
03-16-22	at Indiana State		3.1	2	0	0	1	4	0	0	0	0	0	0	0	4-5	0-0	0	7.56	47
03-20-22	at Missouri State		1.1	3	6	6	3	4	0	0	2	0	0	1	0	5-16	0-0	0	10.00	49
03-29-22	at Saint Louis	*	2.0	2	1	1	2	4	0	0	0	0	0	1	0	4-1	0-0	0	9.45	56
04-05-22	ARKANSAS STATE	*	4.0	4	0	0	1	3	1	0	0	0	0	0	0	8-5	0-0	0	7.88	61
04-12-22	SOUTHERN ILLINOIS	*	3.2	3	3	3	4	2	1	0	2	1	0	0	0	2-3	0-1	0	7.81	68
04-16-22	at Tennessee Tech		1.2	4	4	3	1	2	1	0	0	0	0	0	0	4-7	0-2	0	8.28	29
05-03-22	at Mizzou		0.2	4	1	1	0	1	0	0	1	0	0	0	0	3-9	0-2	0	8.40	21
05-08-22	at Oklahoma State		1.0	1	2	2	0	0	0	0	1	0	0	1	0	3-15	0-2	0	8.71	15
Totals		7	31.0	44	33	30	18	31	6	0	11	4	1	4	0	78-87	0-2	0	8.71	-





# SOUTHEAST MISSOURI BASEBALL NOTES

## NCAA LOUISVILLE REGIONAL // JUNE 3-6

### 2022 Southeast Missouri Baseball Individual Game-by-Game for Southeast Missouri (as of May 30, 2022)

#### #12 KECK, Andrew - 55 games (All games)

Date	Opponent	Pos	AB	R	H	RBI	2B	3B	HR	BB	SB	CS	HBP	SAC	SF	GDP	K	PO	A	E	Avg
02-18-22	at Dallas Baptist	*c	6	1	2	0	1	0	0	0	0	1	0	0	0	0	0	11	1	0	.333
02-19-22	at Dallas Baptist	*c	5	1	2	0	1	0	0	0	0	0	0	0	0	0	0	11	1	0	.364
02-20-22	at Dallas Baptist	*c	4	0	0	0	0	0	0	0	0	0	0	0	0	0	2	10	1	0	.267
02-26-22	BELLARMINE	*c	6	0	1	1	0	0	0	0	0	0	0	0	0	0	0	9	1	0	.238
02-27-22	BELLARMINE-1	*c	3	1	1	4	0	0	1	2	0	0	0	0	0	0	0	3	0	0	.250
02-27-22	BELLARMINE-2	*dh/c	5	2	3	2	1	0	1	0	0	0	0	0	0	0	0	4	0	0	.310
03-01-22	SAINT LOUIS	*c/of	5	4	4	7	1	0	1	0	2	0	0	0	0	0	0	3	1	0	.382
03-04-22	BRADLEY	*c	4	1	2	2	0	0	0	1	1	0	0	0	1	0	2	9	1	0	.395
03-05-22	BRADLEY-1	*c	4	2	3	1	0	0	0	0	0	0	0	0	0	0	1	11	0	0	.429
03-05-22	BRADLEY-2	*dh/c	3	2	0	1	0	0	0	2	0	0	0	0	0	0	1	4	0	0	.400
03-08-22	at Arkansas State	*c/of	6	1	3	3	2	0	0	0	0	0	0	0	0	0	1	6	1	0	.412
03-12-22	VALPARAISO	*c	4	1	3	2	0	0	1	0	1	0	0	0	0	0	0	13	0	1	.436
03-13-22	VALPARAISO-1	*c	5	0	1	0	0	0	0	0	0	0	0	0	0	0	2	7	0	0	.417
03-13-22	VALPARAISO-2	*dh/c	5	0	1	0	0	0	0	0	0	0	0	0	0	0	2	3	1	0	.400
03-15-22	at Indiana State	*c	3	0	1	0	1	0	0	0	1	0	0	0	0	0	1	6	1	0	.397
03-16-22	at Indiana State	*c	4	0	0	0	0	0	0	0	0	0	0	0	0	0	1	6	0	0	.375
03-20-22	at Missouri State	*dh	4	0	0	0	0	0	0	0	0	0	0	0	0	1	2	0	0	0	.355
03-25-22	SIUE	*c	2	0	0	0	0	0	0	1	0	0	0	0	0	0	1	9	1	0	.346
03-26-22	SIUE	*c	3	0	0	0	0	0	0	0	0	0	0	0	0	1	1	4	0	0	.333
03-27-22	SIUE	*c	4	2	3	2	0	0	1	0	0	0	0	0	0	0	11	2	0	0	.353
03-29-22	at Saint Louis	*c	4	0	0	0	0	0	0	0	1	0	0	0	0	0	0	9	0	0	.337
04-01-22	at Austin Peay	*c	4	0	1	0	0	0	0	0	0	1	0	0	0	0	2	9	1	0	.333
04-02-22	at Austin Peay	*c	3	0	2	2	0	0	0	1	0	1	0	0	0	0	10	0	0	0	.344
04-03-22	at Austin Peay	*c	5	1	1	0	0	0	0	0	0	0	0	0	0	0	2	7	1	0	.337
04-05-22	ARKANSAS STATE	*c	3	1	1	1	1	0	0	1	0	1	0	0	0	0	1	9	1	0	.337
04-08-22	MURRAY STATE	*c	4	2	2	2	1	0	0	1	0	0	0	0	0	0	0	9	2	0	.343
04-09-22	MURRAY STATE	*c	3	1	1	3	0	0	1	1	0	0	0	0	0	1	0	4	1	0	.342
04-10-22	MURRAY STATE	*c	5	2	2	0	1	1	0	0	0	0	0	0	0	0	0	9	0	0	.345
04-12-22	SOUTHERN ILLINOIS	*c	4	0	1	0	0	0	0	0	0	0	0	0	0	0	0	7	0	0	.342
04-14-22	at Tennessee Tech	*c	3	0	0	0	0	0	0	1	0	0	1	0	0	0	0	7	0	0	.333
04-15-22	at Tennessee Tech	*c	5	2	3	5	0	0	2	0	0	0	0	0	0	0	0	16	0	0	.344
04-16-22	at Tennessee Tech	*c	4	1	2	2	1	0	1	0	0	0	0	0	0	0	0	9	0	1	.348
04-19-22	at Ole Miss	*c	4	2	2	1	1	0	0	1	1	0	1	0	0	0	0	8	1	0	.353
04-22-22	MOREHEAD STATE	*c	5	0	2	2	0	1	0	0	0	1	0	0	0	0	1	13	1	0	.355
04-23-22	MOREHEAD STATE-1	*c	2	4	1	1	0	0	0	2	0	0	1	0	0	0	0	8	0	0	.357
04-23-22	MOREHEAD STATE-2	*dh/c	5	1	1	2	0	0	1	0	0	0	0	0	0	1	0	2	0	0	.351
04-26-22	at Southern Illinois	*c	4	0	1	1	1	0	0	1	0	0	0	0	0	0	0	14	0	0	.349
04-29-22	at Belmont	*c	3	1	2	1	0	0	1	2	0	0	0	0	0	0	0	10	0	0	.355
04-30-22	at Belmont	*c	4	1	2	2	0	0	1	0	1	0	0	0	0	0	0	7	0	0	.358
05-01-22	at Belmont	*c	4	3	3	2	1	0	1	1	0	0	0	0	0	0	0	11	2	0	.368
05-03-22	at Mizzou	*c	4	1	2	1	0	0	1	0	0	0	0	0	0	0	0	6	1	0	.371
05-06-22	at Oklahoma State	*c	3	0	1	0	0	0	0	1	0	0	0	0	0	0	1	5	0	1	.371
05-07-22	at Oklahoma State	*c	4	0	0	0	0	0	0	1	0	0	0	0	0	0	2	9	0	0	.362
05-08-22	at Oklahoma State	*c	3	0	2	0	0	0	0	0	1	0	0	0	0	0	0	2	0	1	.367
05-10-22	MISSOURI STATE	*c	3	0	1	1	0	0	0	0	0	1	0	0	1	0	1	13	1	0	.367
05-13-22	TENNESSEE-MARTIN	*c	4	0	0	0	0	0	0	0	0	0	0	0	0	0	1	12	3	0	.359
05-14-22	TENNESSEE-MARTIN	*c	3	0	0	1	0	0	0	1	0	0	0	0	0	0	1	8	0	0	.353
05-15-22	TENNESSEE-MARTIN	*c	5	0	2	4	1	0	0	0	1	0	0	0	1	0	0	5	0	0	.354
05-20-22	at Eastern Illinois-1	*c	4	0	0	0	0	0	0	0	0	0	0	0	0	1	1	10	0	1	.347
05-20-22	at Eastern Illinois-2	*c	4	0	0	0	0	0	0	0	0	0	0	0	0	0	2	5	1	1	.340
05-21-22	at Eastern Illinois	*dh	3	0	0	0	0	0	0	0	0	0	0	0	0	0	0	0	0	0	.335
05-26-22	vs Tennessee Tech	*c	4	2	2	3	0	0	1	1	0	0	0	0	0	0	1	5	0	1	.338
05-27-22	vs SIUE	*of	4	1	0	1	0	0	0	1	0	0	1	0	0	1	1	3	0	0	.332
05-27-22	vs Tennessee Tech	*c	4	1	1	3	0	0	1	0	0	0	0	0	0	0	0	7	2	0	.330
05-28-22	vs Belmont	*c	3	2	1	1	0	0	1	2	0	0	0	0	0	0	1	8	1	0	.330
Totals		55gs	218	47	72	67	15	2	17	25	11	5	4	0	3	6	35	416	31	7	.330

On base pct. .404 • Slugging pct. .651

**SOUTHEAST MISSOURI BASEBALL NOTES**  
**NCAA LOUISVILLE REGIONAL // JUNE 3-6**



**2022 Southeast Missouri Baseball**  
**Individual Game-by-Game for Southeast Missouri (as of May 30, 2022)**

**#28 KLEIN, Anthony - 3 games (All games)**

Date	Opponent	Pos	AB	R	H	RBI	2B	3B	HR	BB	SB	CS	HBP	SAC	SF	GDP	K	PO	A	E	Avg
02-27-22	BELLARMINE-2	p/dh	1	0	0	0	0	0	0	0	0	0	0	0	0	0	0	0	0	0	.000
04-19-22	at Ole Miss	p	0	0	0	0	0	0	0	0	0	0	0	0	0	0	0	0	1	0	.000
04-23-22	MOREHEAD STATE-2	p	0	0	0	0	0	0	0	0	0	0	0	0	0	0	0	1	0	0	.000
Totals		0gs	1	0	0	0	0	0	0	0	0	0	0	0	0	0	0	1	1	0	.000

On base pct. .000 • Slugging pct. .000

**#28 KLEIN, Anthony - 20 appearances (All games)**

Date	Opponent	GS	IP	H	R	ER	BB	SO	2B	3B	HR	WP	BK	HBP	IBB	Score	W-L	Sv	ERA	NP
02-20-22	at Dallas Baptist		0.2	1	1	1	0	2	0	0	1	0	0	0	0	5-13	0-0	0	13.50	11
02-27-22	BELLARMINE-2		2.0	0	0	0	2	4	0	0	0	0	0	0	0	12-8	0-0	0	3.38	45
03-04-22	BRADLEY		1.0	1	1	1	1	1	1	0	0	2	0	0	0	16-7	0-0	0	4.91	29
03-13-22	VALPARAISO-2		0.1	0	0	0	0	1	0	0	0	0	0	0	0	10-8	0-0	0	4.50	6
03-27-22	SIUE		0.0	0	0	0	0	0	0	0	0	0	0	1	0	5-2	0-0	0	4.50	4
03-29-22	at Saint Louis		3.2	0	0	0	0	5	0	0	0	0	0	0	0	4-1	1-0	0	2.35	39
04-02-22	at Austin Peay		1.0	0	0	0	0	1	0	0	0	0	0	0	0	7-8	1-0	0	2.08	9
04-05-22	ARKANSAS STATE		0.2	1	0	0	1	1	0	0	0	0	0	0	0	8-5	1-0	0	1.93	24
04-10-22	MURRAY STATE		1.0	0	1	1	1	0	0	0	0	0	0	0	0	11-10	1-0	0	2.61	14
04-12-22	SOUTHERN ILLINOIS		1.1	2	0	0	0	1	0	0	0	0	0	1	0	2-3	1-0	0	2.31	24
04-14-22	at Tennessee Tech		1.0	2	1	1	2	1	0	0	0	0	0	0	0	3-10	1-0	0	2.84	26
04-19-22	at Ole Miss		1.1	1	1	1	0	1	0	0	1	0	0	0	0	13-3	1-0	0	3.21	20
04-23-22	MOREHEAD STATE-2		0.2	2	2	2	1	0	0	0	0	0	0	0	0	9-8	1-0	0	4.30	21
04-26-22	at Southern Illinois		4.0	2	3	2	4	5	1	0	0	0	0	0	0	6-7	1-0	0	4.34	82
05-03-22	at Mizzou		1.1	0	1	1	1	1	0	0	0	1	0	3	0	3-9	1-0	0	4.50	43
05-06-22	at Oklahoma State		2.0	2	0	0	1	1	0	0	0	1	0	0	0	0-4	1-0	0	4.09	44
05-10-22	MISSOURI STATE		2.0	5	4	4	0	6	2	0	1	1	0	0	0	8-7	1-0	0	5.25	49
05-14-22	TENNESSEE-MARTIN		2.1	3	0	0	0	2	1	0	0	1	0	1	0	7-6	1-0	0	4.78	39
05-20-22	at Eastern Illinois-2		2.0	2	0	0	2	1	0	0	0	0	0	0	0	5-7	1-0	0	4.45	31
05-27-22	vs SIUE		1.1	2	1	1	1	2	1	0	0	0	0	0	0	14-6	2-0	0	4.55	33
Totals		0	29.2	26	16	15	17	36	6	0	3	6	0	6	0	148-132	2-0	0	4.55	-



# SOUTHEAST MISSOURI BASEBALL NOTES

## NCAA LOUISVILLE REGIONAL // JUNE 3-6

### 2022 Southeast Missouri Baseball Individual Game-by-Game for Southeast Missouri (as of May 30, 2022)

#### #14 LEEPER, Peyton - 55 games (All games)

Date	Opponent	Pos	AB	R	H	RBI	2B	3B	HR	BB	SB	CS	HBP	SAC	SF	GDP	K	PO	A	E	Avg
02-18-22	at Dallas Baptist	*3b	3	1	2	0	0	0	0	2	0	0	0	0	0	0	0	1	0	1	.667
02-19-22	at Dallas Baptist	*3b	5	0	2	1	0	0	0	0	0	0	0	0	0	0	2	2	0	2	.500
02-20-22	at Dallas Baptist	*3b	3	1	0	0	0	0	0	1	0	0	0	0	0	0	2	1	1	1	.364
02-26-22	BELLARMINE	*3b	3	2	0	0	0	0	0	3	0	0	0	0	0	0	1	1	0	0	.286
02-27-22	BELLARMINE-1	*3b	3	2	0	0	0	0	0	2	0	0	0	0	0	0	0	0	4	1	.235
02-27-22	BELLARMINE-2	*3b	4	2	2	3	1	0	1	1	0	0	0	0	0	0	0	2	0	0	.286
03-01-22	SAINT LOUIS	*3b	3	2	1	0	1	0	0	2	0	0	0	0	0	1	0	1	1	0	.292
03-04-22	BRADLEY	*3b	5	2	0	0	0	0	0	1	0	0	0	0	0	0	1	2	0	0	.241
03-05-22	BRADLEY-1	*3b	4	1	2	0	1	0	0	0	0	0	0	0	0	0	0	2	0	0	.273
03-05-22	BRADLEY-2	*3b	3	3	1	0	0	0	0	2	1	0	0	0	0	0	1	0	0	1	.278
03-08-22	at Arkansas State	*3b	3	3	1	1	0	0	1	2	2	0	1	0	0	0	0	1	1	0	.282
03-12-22	VALPARAISO	*3b	4	2	1	4	0	0	1	0	1	0	1	0	0	0	2	1	1	0	.279
03-13-22	VALPARAISO-1	*3b	6	2	2	3	0	0	1	0	0	0	0	0	0	0	1	0	6	1	.286
03-13-22	VALPARAISO-2	*3b	4	2	2	2	0	0	1	1	0	0	0	0	0	0	1	2	1	0	.302
03-15-22	at Indiana State	*3b	4	0	1	1	1	0	0	0	0	0	0	0	0	0	2	2	3	0	.298
03-16-22	at Indiana State	*3b	3	0	1	1	0	0	0	1	0	0	0	0	0	0	1	0	3	0	.300
03-19-22	at Missouri State-1	*3b	5	1	1	2	0	0	0	0	0	0	0	0	0	0	2	0	1	0	.292
03-19-22	at Missouri State-2	*3b	3	0	0	0	0	0	0	0	0	0	0	1	0	1	1	2	0	0	.279
03-20-22	at Missouri State	*3b	3	0	0	0	0	0	0	1	0	0	0	0	0	0	1	1	0	0	.268
03-25-22	SIUE	*3b	3	0	0	0	0	0	0	0	0	0	0	0	0	0	1	2	3	0	.257
03-26-22	SIUE	*3b	3	0	1	0	0	0	0	0	0	0	0	0	0	0	1	0	3	0	.260
03-27-22	SIUE	*3b	4	0	0	0	0	0	0	0	0	0	0	0	0	0	1	1	0	0	.247
03-29-22	at Saint Louis	*3b	3	1	0	0	0	0	0	0	0	0	1	0	0	0	0	0	1	0	.238
04-01-22	at Austin Peay	*3b	3	0	1	1	0	0	0	0	0	0	0	1	0	0	0	0	0	0	.241
04-02-22	at Austin Peay	*3b	5	1	1	0	0	0	0	0	0	0	0	0	0	0	1	0	2	0	.239
04-03-22	at Austin Peay	*3b	4	0	3	0	1	0	0	1	1	0	0	0	0	0	0	1	1	0	.260
04-05-22	ARKANSAS STATE	*3b	4	1	1	1	0	0	1	0	0	0	0	0	0	0	0	1	2	0	.260
04-08-22	MURRAY STATE	*3b	4	1	2	0	0	0	0	1	0	0	0	0	0	0	1	0	1	0	.269
04-09-22	MURRAY STATE	*3b	3	1	2	0	1	0	0	1	0	0	0	0	0	0	1	1	0	0	.280
04-10-22	MURRAY STATE	*3b	4	0	0	1	0	0	0	0	0	0	0	0	1	0	1	0	4	0	.270
04-12-22	SOUTHERN ILLINOIS	*3b	4	0	1	0	0	0	0	0	0	0	0	0	0	1	1	0	4	0	.270
04-14-22	at Tennessee Tech	*3b	5	0	1	0	0	0	0	0	0	0	0	0	0	2	0	0	0	0	.267
04-15-22	at Tennessee Tech	*3b	4	1	0	0	0	0	0	1	0	0	0	0	0	0	1	0	0	1	.258
04-16-22	at Tennessee Tech	*3b	4	0	0	0	0	0	0	1	0	0	0	0	0	0	2	1	1	0	.250
04-19-22	at Ole Miss	*3b	3	3	2	1	0	0	0	2	0	0	1	0	0	0	0	2	4	0	.260
04-22-22	MOREHEAD STATE	*3b	5	1	2	1	0	0	0	0	0	0	0	0	0	0	1	1	3	0	.265
04-23-22	MOREHEAD STATE-1	*3b	3	3	0	0	0	0	0	1	0	0	2	0	0	1	0	0	2	0	.259
04-23-22	MOREHEAD STATE-2	*3b	3	0	0	0	0	0	0	2	0	0	0	0	0	0	0	2	1	0	.254
04-26-22	at Southern Illinois	*3b	4	1	1	0	0	0	0	1	1	0	0	1	0	0	2	2	1	0	.253
04-29-22	at Belmont	*3b	4	0	0	0	0	0	0	1	0	0	0	0	0	0	0	0	2	0	.247
04-30-22	at Belmont	*3b	4	0	0	0	0	0	0	0	0	0	0	0	0	0	1	0	0	0	.240
05-01-22	at Belmont	*3b	1	0	1	3	0	0	0	3	0	0	0	1	0	0	0	0	0	0	.245
05-03-22	at Mizzou	*3b	3	1	0	0	0	0	0	1	0	0	0	0	0	0	0	1	2	1	.241
05-06-22	at Oklahoma State	*3b	3	0	0	0	0	0	0	1	0	0	0	0	0	0	3	0	1	0	.236
05-07-22	at Oklahoma State	*3b	4	2	1	0	0	0	0	1	0	0	0	0	0	0	2	0	1	0	.236
05-08-22	at Oklahoma State	*3b	3	0	0	0	0	0	0	0	0	0	0	0	0	0	1	1	0	0	.232
05-10-22	MISSOURI STATE	ph	1	0	0	0	0	0	0	0	0	0	0	0	0	0	0	0	0	0	.231
05-13-22	TENNESSEE-MARTIN	*3b	4	0	0	0	0	0	0	0	0	0	0	0	0	0	3	0	1	0	.225
05-14-22	TENNESSEE-MARTIN	*3b	2	0	0	0	0	0	0	0	0	0	0	0	0	0	0	0	2	0	.223
05-15-22	TENNESSEE-MARTIN	ph/3b	0	0	0	0	0	0	0	0	0	0	1	0	0	0	0	0	1	0	.223
05-20-22	at Eastern Illinois-1	*3b	2	1	0	0	0	0	0	1	1	0	0	1	0	0	1	3	0	1	.220
05-20-22	at Eastern Illinois-2	*3b	2	0	0	1	0	0	0	1	0	0	0	0	1	0	0	0	2	1	.218
05-26-22	vs Tennessee Tech	*3b	1	0	0	0	0	0	0	0	0	0	0	0	0	0	1	0	1	0	.217
05-27-22	vs Tennessee Tech	*3b	4	0	2	1	0	0	0	0	0	0	0	0	0	0	1	0	1	0	.223
05-28-22	vs Belmont	*3b	4	0	2	1	0	0	0	0	0	0	0	0	0	0	0	1	2	0	.229
Totals		52gs	188	44	43	29	6	0	6	39	7	0	7	6	2	6	45	34	78	12	.229

On base pct. .377 • Slugging pct. .356

**SOUTHEAST MISSOURI BASEBALL NOTES**  
**NCAA LOUISVILLE REGIONAL // JUNE 3-6**



**2022 Southeast Missouri Baseball**  
**Individual Game-by-Game for Southeast Missouri (as of May 30, 2022)**

**#38 MALENFANT, Hayden - 1 game (All games)**

Date	Opponent	Pos	AB	R	H	RBI	2B	3B	HR	BB	SB	CS	HBP	SAC	SF	GDP	K	PO	A	E	Avg
02-20-22	at Dallas Baptist	p	0	0	0	0	0	0	0	0	0	0	0	0	0	0	0	0	1	0	.000
Totals		0gs	0	0	0	0	0	0	0	0	0	0	0	0	0	0	0	0	1	0	.000

On base pct. .000 • Slugging pct. .000

**#38 MALENFANT, Hayden - 5 appearances (All games)**

Date	Opponent	GS	IP	H	R	ER	BB	SO	2B	3B	HR	WP	BK	HBP	IBB	Score	W-L	Sv	ERA	NP
02-20-22	at Dallas Baptist		0.2	1	0	0	2	0	0	0	0	0	0	0	0	5-13	0-0	0	0.00	17
03-20-22	at Missouri State		1.0	0	0	0	1	2	0	0	0	0	0	0	0	5-16	0-0	0	0.00	19
05-03-22	at Mizzou		0.1	0	0	0	0	0	0	0	0	0	0	0	0	3-9	0-0	0	0.00	3
05-07-22	at Oklahoma State		0.1	1	0	0	0	1	1	0	0	0	0	0	0	6-11	0-0	0	0.00	7
05-27-22	vs SIUE		1.0	0	0	0	0	0	0	0	0	0	0	1	0	14-6	0-0	0	0.00	13
Totals		0	3.1	2	0	0	3	3	1	0	0	0	0	1	0	33-55	0-0	0	0.00	-



# SOUTHEAST MISSOURI BASEBALL NOTES

## NCAA LOUISVILLE REGIONAL // JUNE 3-6

### 2022 Southeast Missouri Baseball Individual Game-by-Game for Southeast Missouri (as of May 30, 2022)

#### #35 MALZAHN, Ryan - 13 games (All games)

Date	Opponent	Pos	AB	R	H	RBI	2B	3B	HR	BB	SB	CS	HBP	SAC	SF	GDP	K	PO	A	E	Avg
02-18-22	at Dallas Baptist	ph/dh	1	0	0	0	0	0	0	0	0	0	0	0	0	0	1	0	0	0	.000
02-19-22	at Dallas Baptist	*of	4	1	1	1	1	0	0	0	0	0	0	0	0	0	3	5	0	0	.200
02-20-22	at Dallas Baptist	ph	1	0	0	0	0	0	0	0	0	0	0	0	0	0	1	0	0	0	.167
02-27-22	BELLARMINE-2	*of	2	0	0	0	0	0	0	0	0	0	0	0	0	0	0	1	0	0	.125
03-01-22	SAINT LOUIS	ph	1	0	0	0	0	0	0	0	0	0	0	0	0	0	0	0	0	0	.111
03-04-22	BRADLEY	ph	0	1	0	0	0	0	0	0	0	0	1	0	0	0	0	0	0	0	.111
03-13-22	VALPARAISO-1	ph/of	1	0	0	0	0	0	0	0	0	0	0	0	0	0	0	0	0	0	.100
03-15-22	at Indiana State	ph	1	0	0	0	0	0	0	0	0	0	0	0	0	0	1	0	0	0	.091
03-19-22	at Missouri State-2	*dh	2	0	0	0	0	0	0	0	0	0	0	0	0	0	0	0	0	0	.077
04-16-22	at Tennessee Tech	*dh	2	0	0	0	0	0	0	0	0	0	0	0	0	0	2	0	0	0	.067
05-03-22	at Mizzou	*of	3	0	0	0	0	0	0	0	0	0	0	0	0	0	3	2	0	0	.056
05-10-22	MISSOURI STATE	*of	0	0	0	0	0	0	0	0	0	0	0	0	0	0	0	0	0	0	.056
05-21-22	at Eastern Illinois	*of	3	0	0	0	0	0	0	0	0	0	0	0	0	0	1	0	0	0	.048
Totals		6gs	21	2	1	1	1	0	0	0	0	0	1	0	0	0	12	8	0	0	.048

On base pct. .091 • Slugging pct. .095



# SOUTHEAST MISSOURI BASEBALL NOTES

## NCAA LOUISVILLE REGIONAL // JUNE 3-6



### 2022 Southeast Missouri Baseball Individual Game-by-Game for Southeast Missouri (as of May 30, 2022)

#### #1 MASON, Jevon - 57 games (All games)

Date	Opponent	Pos	AB	R	H	RBI	2B	3B	HR	BB	SB	CS	HBP	SAC	SF	GDP	K	PO	A	E	Avg
02-18-22	at Dallas Baptist	*of	5	2	3	2	0	2	0	2	0	0	0	0	0	0	0	5	0	0	.600
02-19-22	at Dallas Baptist	*of	5	0	1	0	0	0	0	0	0	0	0	0	0	0	2	2	0	0	.400
02-20-22	at Dallas Baptist	*of	4	0	0	0	0	0	0	1	0	1	0	0	0	0	2	1	0	0	.286
02-26-22	BELLARMINE	*of	3	2	1	0	1	0	0	3	0	0	0	0	0	0	1	3	0	0	.294
02-27-22	BELLARMINE-1	*of	3	2	1	1	1	0	0	2	0	0	0	0	0	0	0	0	0	0	.300
02-27-22	BELLARMINE-2	*of	4	2	2	2	0	0	0	1	1	0	0	0	1	0	1	1	0	0	.333
03-01-22	SAINT LOUIS	*of	3	3	3	2	0	0	1	1	1	0	0	0	0	0	0	2	0	0	.407
03-04-22	BRADLEY	*of	5	1	2	2	1	0	0	1	1	0	0	0	0	0	1	2	0	0	.406
03-05-22	BRADLEY-1	*of	3	2	1	2	0	0	1	1	0	0	0	0	0	0	0	2	1	0	.400
03-05-22	BRADLEY-2	*of	5	1	1	1	0	0	1	0	0	0	0	0	0	0	1	1	0	0	.375
03-08-22	at Arkansas State	*of	5	4	1	1	0	0	1	1	1	0	0	0	0	0	0	4	0	0	.356
03-12-22	VALPARAISO	*of	3	2	1	1	1	0	0	2	1	0	0	0	0	0	1	2	0	0	.354
03-13-22	VALPARAISO-1	*of	4	2	1	2	0	0	0	2	2	0	0	0	0	0	2	3	0	0	.346
03-13-22	VALPARAISO-2	*of	5	2	2	2	1	0	1	0	0	0	0	0	0	0	1	1	0	0	.351
03-15-22	at Indiana State	*of	4	0	0	0	0	0	0	0	1	0	0	0	0	0	2	0	0	0	.328
03-16-22	at Indiana State	*of	4	1	2	1	0	0	1	0	0	0	0	0	0	0	1	2	0	1	.338
03-19-22	at Missouri State-1	*of	4	1	2	0	0	0	0	1	1	0	0	0	0	0	1	0	0	0	.348
03-19-22	at Missouri State-2	*of	3	2	2	0	1	0	0	2	0	0	0	0	0	0	0	3	2	0	.361
03-20-22	at Missouri State	*of	5	0	0	0	0	0	0	0	0	0	0	0	0	0	1	0	0	0	.338
03-25-22	SIUE	*of	4	0	0	0	0	0	0	0	0	0	0	0	0	0	1	1	0	0	.321
03-26-22	SIUE	*of	3	1	0	0	0	0	0	1	0	0	0	0	0	1	0	2	0	0	.310
03-27-22	SIUE	*of	4	0	0	0	0	0	0	0	0	0	0	0	0	0	2	3	0	0	.295
03-29-22	at Saint Louis	*of	5	1	2	0	0	0	0	0	1	0	0	0	0	0	2	3	0	0	.301
04-01-22	at Austin Peay	*of	4	1	2	0	0	0	0	0	0	0	0	0	0	0	2	1	0	0	.309
04-02-22	at Austin Peay	*of	5	1	2	0	0	0	0	0	0	0	0	0	0	0	1	1	0	0	.314
04-03-22	at Austin Peay	*of	5	1	2	0	0	0	0	0	0	1	0	0	0	0	2	2	0	0	.318
04-05-22	ARKANSAS STATE	*of	4	2	2	2	0	0	1	0	1	0	0	0	0	0	1	2	0	0	.324
04-08-22	MURRAY STATE	*of	4	1	0	0	0	0	0	1	1	0	0	0	0	0	1	2	0	0	.313
04-09-22	MURRAY STATE	*of	5	2	1	0	1	0	0	0	0	0	0	0	0	0	1	0	0	0	.308
04-10-22	MURRAY STATE	*of	4	1	1	1	0	1	0	0	0	0	0	0	1	0	1	2	0	0	.306
04-12-22	SOUTHERN ILLINOIS	*of	4	0	2	0	1	0	0	0	0	0	1	0	0	0	1	4	0	0	.312
04-14-22	at Tennessee Tech	*of	4	0	3	1	0	0	0	0	0	0	1	0	0	0	0	1	0	0	.326
04-15-22	at Tennessee Tech	*of	5	2	1	1	0	0	1	0	0	0	0	0	0	0	1	1	0	0	.321
04-16-22	at Tennessee Tech	*of	5	1	1	0	1	0	0	0	0	0	0	0	0	0	1	2	0	0	.317
04-19-22	at Ole Miss	*of	3	0	0	3	0	0	0	1	0	0	0	0	2	0	0	2	0	0	.310
04-22-22	MOREHEAD STATE	*of	4	2	2	2	0	0	1	0	0	0	1	0	0	0	4	0	0	0	.315
04-23-22	MOREHEAD STATE-1	*of	2	3	0	0	0	0	0	1	0	0	3	0	0	0	1	1	0	0	.311
04-23-22	MOREHEAD STATE-2	*of	4	2	2	2	1	0	1	1	1	0	0	0	0	0	1	1	0	0	.316
04-26-22	at Southern Illinois	*of	5	1	2	0	1	0	0	0	1	0	1	0	0	0	0	2	0	0	.319
04-29-22	at Belmont	*of	4	2	1	0	0	0	0	1	0	0	0	0	0	0	0	3	0	0	.317
04-30-22	at Belmont	*of	3	0	0	0	0	0	0	1	0	0	0	0	0	0	1	1	0	0	.311
05-01-22	at Belmont	*of	3	1	1	1	0	0	0	1	0	0	0	0	1	0	0	2	0	0	.312
05-03-22	at Mizzou	*of	2	0	0	0	0	0	0	2	1	0	0	0	0	0	1	1	0	0	.308
05-06-22	at Oklahoma State	*of	3	0	0	0	0	0	0	0	0	0	1	0	0	0	3	2	0	1	.303
05-07-22	at Oklahoma State	*of	5	2	2	1	0	0	1	0	0	0	0	0	0	0	1	1	0	0	.306
05-08-22	at Oklahoma State	*of	3	0	1	1	0	0	0	1	1	0	0	0	0	0	1	2	0	0	.306
05-10-22	MISSOURI STATE	*of	4	3	4	2	1	0	1	1	0	0	0	0	0	0	0	2	0	0	.321
05-13-22	TENNESSEE-MARTIN	*of	1	1	0	0	0	0	0	2	0	0	2	0	0	0	0	1	0	0	.319
05-14-22	TENNESSEE-MARTIN	*of	5	0	0	0	0	0	0	0	0	0	0	0	0	0	0	1	0	0	.311
05-15-22	TENNESSEE-MARTIN	*of	4	4	2	1	0	0	1	2	0	0	0	0	0	0	0	3	0	0	.315
05-20-22	at Eastern Illinois-1	*of	4	0	0	2	0	0	0	0	0	0	0	0	1	0	0	1	0	0	.308
05-20-22	at Eastern Illinois-2	*of	5	1	1	0	0	0	0	0	0	0	0	0	0	0	1	3	0	0	.306
05-21-22	at Eastern Illinois	*of	2	0	0	0	0	0	0	0	0	0	0	0	0	0	0	1	0	0	.303
05-26-22	vs Tennessee Tech	*of	5	1	2	1	1	0	0	1	0	1	0	0	0	0	1	2	0	0	.305
05-27-22	vs SIUE	*of	2	2	1	1	0	0	0	4	0	0	0	0	0	0	1	4	0	0	.307
05-27-22	vs Tennessee Tech	*of	4	1	3	0	0	0	0	0	0	0	0	0	0	0	1	1	0	0	.315
05-28-22	vs Belmont	*of	4	1	2	2	0	0	1	1	0	0	0	0	0	0	0	4	0	0	.318
Totals		57gs	223	70	71	43	13	3	14	42	16	3	10	0	6	1	47	106	3	2	.318

On base pct. .438 • Slugging pct. .592



# SOUTHEAST MISSOURI BASEBALL NOTES

## NCAA LOUISVILLE REGIONAL // JUNE 3-6

### 2022 Southeast Missouri Baseball Individual Game-by-Game for Southeast Missouri (as of May 30, 2022)

#### #7 MILLER, Kyle - 6 games (All games)

Date	Opponent	Pos	AB	R	H	RBI	2B	3B	HR	BB	SB	CS	HBP	SAC	SF	GDP	K	PO	A	E	Avg
02-18-22	at Dallas Baptist	p	0	0	0	0	0	0	0	0	0	0	0	0	0	0	0	1	1	0	.000
03-16-22	at Indiana State	p	0	0	0	0	0	0	0	0	0	0	0	0	0	0	0	0	1	0	.000
03-25-22	SIUE	p	0	0	0	0	0	0	0	0	0	0	0	0	0	0	0	0	2	0	.000
04-09-22	MURRAY STATE	p	0	0	0	0	0	0	0	0	0	0	0	0	0	0	0	0	1	0	.000
04-16-22	at Tennessee Tech	p	0	0	0	0	0	0	0	0	0	0	0	0	0	0	0	0	1	0	.000
04-30-22	at Belmont	p	0	0	0	0	0	0	0	0	0	0	0	0	0	0	0	0	3	0	.000
Totals		Ogs	0	0	0	0	0	0	0	0	0	0	0	0	0	0	0	1	9	0	.000

On base pct. .000 • Slugging pct. .000

#### #7 MILLER, Kyle - 23 appearances (All games)

Date	Opponent	GS	IP	H	R	ER	BB	SO	2B	3B	HR	WP	BK	HBP	IBB	Score	W-L	Sv	ERA	NP
02-18-22	at Dallas Baptist		6.0	3	0	0	2	4	0	0	0	0	0	0	0	7-6	1-0	0	0.00	77
02-26-22	BELLARMINE		2.2	1	0	0	3	4	0	0	0	0	0	0	1	8-7	2-0	0	0.00	49
03-05-22	BRADLEY-1		1.0	0	0	0	0	2	0	0	0	0	0	0	0	11-8	2-0	1	0.00	8
03-08-22	at Arkansas State		1.0	0	0	0	0	0	0	0	0	0	0	0	0	14-6	2-0	1	0.00	7
03-13-22	VALPARAISO-2		4.0	5	2	1	0	5	1	0	0	0	0	0	0	10-8	3-0	1	0.61	72
03-16-22	at Indiana State		0.1	1	1	0	1	0	0	0	0	0	0	0	0	4-5	3-1	1	0.60	17
03-19-22	at Missouri State-1		1.2	2	0	0	0	2	1	0	0	0	0	0	0	6-3	3-1	2	0.54	26
03-25-22	SIUE		3.0	1	0	0	1	4	0	0	0	0	0	0	0	2-1	3-1	3	0.46	42
03-27-22	SIUE		2.0	1	0	0	1	3	0	0	0	0	0	0	0	5-2	3-1	4	0.42	38
04-01-22	at Austin Peay		1.0	2	2	2	0	2	0	0	2	0	0	0	0	3-4	3-2	4	1.19	17
04-03-22	at Austin Peay		1.0	1	1	1	0	2	0	0	1	0	0	0	0	6-5	3-2	5	1.52	17
04-05-22	ARKANSAS STATE		1.0	0	0	0	0	1	0	0	0	0	0	0	0	8-5	3-2	6	1.46	9
04-09-22	MURRAY STATE		2.0	2	0	0	0	1	0	0	0	0	0	0	0	8-5	4-2	6	1.35	26
04-10-22	MURRAY STATE		1.0	1	0	0	0	0	1	0	0	0	0	0	0	11-10	5-2	6	1.30	4
04-16-22	at Tennessee Tech		3.0	2	2	2	1	1	0	0	1	0	0	0	0	4-7	5-2	6	1.76	43
04-22-22	MOREHEAD STATE		2.1	3	2	2	0	5	0	1	1	0	0	0	0	8-7	6-2	6	2.18	40
04-23-22	MOREHEAD STATE-2		3.0	2	0	0	0	5	1	0	0	0	0	0	0	9-8	7-2	6	2.00	43
04-26-22	at Southern Illinois		1.0	1	1	1	0	2	0	0	1	0	0	0	0	6-7	7-3	6	2.19	16
04-30-22	at Belmont		2.1	4	4	4	2	2	1	0	1	0	0	0	0	3-5	7-4	6	2.97	34
05-14-22	TENNESSEE-MARTIN		0.2	0	0	0	0	0	0	0	0	0	0	0	0	7-6	8-4	6	2.92	5
05-20-22	at Eastern Illinois-2		2.0	1	1	1	2	0	0	0	0	0	0	0	1	5-7	8-4	6	3.00	24
05-26-22	vs Tennessee Tech		1.1	2	0	0	1	1	1	0	0	0	0	0	0	10-11	8-4	6	2.91	23
05-28-22	vs Belmont		0.0	1	1	0	0	0	0	1	0	0	0	0	0	5-4	8-4	6	2.91	6
Totals		0	43.1	36	17	14	14	46	6	2	7	0	0	0	2	160-137	8-4	6	2.91	-

**SOUTHEAST MISSOURI BASEBALL NOTES**  
**NCAA LOUISVILLE REGIONAL // JUNE 3-6**



**2022 Southeast Missouri Baseball**  
**Individual Game-by-Game for Southeast Missouri (as of May 30, 2022)**

**#18 NIZNIK, Noah - 7 games (All games)**

Date	Opponent	Pos	AB	R	H	RBI	2B	3B	HR	BB	SB	CS	HBP	SAC	SF	GDP	K	PO	A	E	Avg
03-13-22	VALPARAISO-1	*p	0	0	0	0	0	0	0	0	0	0	0	0	0	0	0	0	1	0	.000
04-02-22	at Austin Peay	*p	0	0	0	0	0	0	0	0	0	0	0	0	0	0	0	1	0	0	.000
04-09-22	MURRAY STATE	*p	0	0	0	0	0	0	0	0	0	0	0	0	0	0	0	1	2	0	.000
04-15-22	at Tennessee Tech	*p	0	0	0	0	0	0	0	0	0	0	0	0	0	0	0	0	1	0	.000
05-07-22	at Oklahoma State	p	0	0	0	0	0	0	0	0	0	0	0	0	0	0	0	0	2	0	.000
05-21-22	at Eastern Illinois	p	0	0	0	0	0	0	0	0	0	0	0	0	0	0	0	1	0	0	.000
05-26-22	vs Tennessee Tech	p	0	0	0	0	0	0	0	0	0	0	0	0	0	0	0	0	1	0	.000
Totals		4gs	0	0	0	0	0	0	0	0	0	0	0	0	0	0	0	3	7	0	.000

On base pct. .000 • Slugging pct. .000

**#18 NIZNIK, Noah - 16 appearances (All games)**

Date	Opponent	GS	IP	H	R	ER	BB	SO	2B	3B	HR	WP	BK	HBP	IBB	Score	W-L	Sv	ERA	NP
02-19-22	at Dallas Baptist	*	3.0	6	3	3	3	4	0	0	1	1	0	0	0	6-5	0-0	0	9.00	70
02-27-22	BELLARMINE-1	*	6.0	5	1	1	1	2	1	0	0	0	0	1	0	10-2	1-0	0	4.00	93
03-05-22	BRADLEY-2	*	4.1	6	5	4	2	5	3	0	1	0	0	0	0	12-5	1-0	0	5.40	78
03-13-22	VALPARAISO-1	*	3.0	5	5	5	2	1	2	0	2	0	0	0	0	16-6	1-0	0	7.16	54
03-19-22	at Missouri State-2	*	4.0	7	3	3	1	3	3	0	0	0	0	0	0	3-9	1-0	0	7.08	73
03-26-22	SIUE	*	4.2	5	1	1	0	3	2	0	0	0	0	0	0	2-1	1-0	0	6.12	75
04-02-22	at Austin Peay	*	6.0	6	4	4	3	7	2	0	0	1	0	0	0	7-8	1-0	0	6.10	98
04-09-22	MURRAY STATE	*	4.2	4	5	5	4	2	0	0	1	0	0	0	0	8-5	1-0	0	6.56	87
04-15-22	at Tennessee Tech	*	4.0	4	4	2	3	6	0	0	0	0	0	0	0	9-4	1-0	0	6.35	86
04-23-22	MOREHEAD STATE-1	*	1.1	8	8	8	1	0	0	0	3	0	0	0	0	16-9	1-0	0	7.90	48
04-26-22	at Southern Illinois		1.1	0	0	0	0	3	0	0	0	0	0	0	0	6-7	1-0	0	7.65	23
05-01-22	at Belmont		2.2	3	1	1	1	3	1	0	0	0	0	0	0	11-4	1-0	0	7.40	50
05-07-22	at Oklahoma State		1.2	4	3	3	2	2	0	0	1	0	0	0	0	6-11	1-0	0	7.71	45
05-15-22	TENNESSEE-MARTIN		1.0	0	0	0	0	1	0	0	0	0	0	0	0	15-2	1-0	0	7.55	12
05-21-22	at Eastern Illinois		0.2	0	0	0	1	0	0	0	0	0	0	0	1	1-5	1-0	0	7.45	4
05-26-22	vs Tennessee Tech		1.1	1	1	1	0	1	0	0	1	0	0	0	0	10-11	1-0	0	7.43	20
Totals		10	49.2	64	44	41	24	43	14	0	10	2	0	1	1	138-94	1-0	0	7.43	-



# SOUTHEAST MISSOURI BASEBALL NOTES

## NCAA LOUISVILLE REGIONAL // JUNE 3-6

### 2022 Southeast Missouri Baseball Individual Game-by-Game for Southeast Missouri (as of May 30, 2022)

#### #25 OSBORNE, Ethan - 5 games (All games)

Date	Opponent	Pos	AB	R	H	RBI	2B	3B	HR	BB	SB	CS	HBP	SAC	SF	GDP	K	PO	A	E	Avg
04-05-22	ARKANSAS STATE		0	0	0	0	0	0	0	0	0	0	0	0	0	0	0	1	0	0	.000
05-01-22	at Belmont	*p	0	0	0	0	0	0	0	0	0	0	0	0	0	0	0	0	1	0	.000
05-08-22	at Oklahoma State	*p	0	0	0	0	0	0	0	0	0	0	0	0	0	0	0	0	1	0	.000
05-15-22	TENNESSEE-MARTIN	*p	0	0	0	0	0	0	0	0	0	0	0	0	0	0	0	0	1	0	.000
05-27-22	vs SIUE	*p	0	0	0	0	0	0	0	0	0	0	0	0	0	0	0	0	1	0	.000
Totals		3gs	0	0	0	0	0	0	0	0	0	0	0	0	0	0	0	1	4	0	.000

On base pct. .000 • Slugging pct. .000

#### #25 OSBORNE, Ethan - 14 appearances (All games)

Date	Opponent	GS	IP	H	R	ER	BB	SO	2B	3B	HR	WP	BK	HBP	IBB	Score	W-L	Sv	ERA	NP
02-20-22	at Dallas Baptist		0.2	1	0	0	0	1	0	0	0	0	0	0	0	5-13	0-0	0	0.00	10
03-01-22	SAINT LOUIS		1.0	0	0	0	0	2	0	0	0	0	0	0	0	16-5	0-0	0	0.00	9
03-08-22	at Arkansas State		1.0	1	0	0	0	1	0	0	0	0	0	0	0	14-6	0-0	0	0.00	13
03-15-22	at Indiana State	*	2.0	4	4	4	1	4	0	0	0	0	1	1	0	1-10	0-1	0	7.71	50
03-19-22	at Missouri State-2		1.0	6	5	5	0	1	2	0	0	0	0	0	0	3-9	0-1	0	14.29	21
04-05-22	ARKANSAS STATE		1.1	2	0	0	0	1	1	0	0	0	0	0	0	8-5	1-1	0	11.57	20
04-12-22	SOUTHERN ILLINOIS		2.2	0	0	0	1	2	0	0	0	0	0	0	0	2-3	1-1	0	8.38	49
04-16-22	at Tennessee Tech		1.1	1	0	0	0	0	0	0	0	0	0	0	0	4-7	1-1	0	7.36	15
04-19-22	at Ole Miss		0.2	2	1	1	1	1	0	0	1	0	0	0	0	13-3	1-1	0	7.71	22
04-26-22	at Southern Illinois	*	3.2	6	1	1	1	3	1	0	0	0	0	0	0	6-7	1-1	0	6.46	61
05-01-22	at Belmont	*	3.0	8	3	3	0	5	1	0	1	0	0	0	0	11-4	1-1	0	6.87	63
05-08-22	at Oklahoma State		2.0	6	7	6	1	1	0	1	2	0	0	1	0	3-15	1-1	0	8.85	49
05-15-22	TENNESSEE-MARTIN	*	6.0	3	2	2	1	4	1	0	1	0	0	0	0	15-2	2-1	0	7.52	77
05-27-22	vs SIUE	*	4.1	4	5	5	4	2	0	0	2	1	0	1	0	14-6	2-1	0	7.92	86
Totals		5	30.2	44	28	27	10	28	6	1	7	1	1	3	0	115-95	2-1	0	7.92	-

# SOUTHEAST MISSOURI BASEBALL NOTES

## NCAA LOUISVILLE REGIONAL // JUNE 3-6



### 2022 Southeast Missouri Baseball Individual Game-by-Game for Southeast Missouri (as of May 30, 2022)

#### #11 PALMER, Ben - 55 games (All games)

Date	Opponent	Pos	AB	R	H	RBI	2B	3B	HR	BB	SB	CS	HBP	SAC	SF	GDP	K	PO	A	E	Avg
02-18-22	at Dallas Baptist	*2b	5	2	1	0	0	0	0	1	0	0	0	0	0	0	3	1	5	1	.200
02-19-22	at Dallas Baptist	*2b	2	0	0	0	0	0	0	2	0	0	0	0	0	0	1	0	3	0	.143
02-20-22	at Dallas Baptist	*2b	2	0	0	0	0	0	0	0	0	0	0	0	0	0	1	1	2	0	.111
02-26-22	BELLARMINE	*2b	2	0	0	0	0	0	0	0	0	0	0	0	0	0	2	2	3	0	.091
02-27-22	BELLARMINE-1	2b	1	1	0	0	0	0	0	0	0	0	0	0	0	0	0	2	1	1	.083
03-01-22	SAINT LOUIS	*2b	4	1	1	1	0	0	0	0	0	0	0	0	0	0	0	3	4	0	.125
03-04-22	BRADLEY	*2b	2	2	1	1	0	0	0	1	1	0	1	0	1	0	0	1	5	0	.167
03-05-22	BRADLEY-1	*2b	3	1	0	0	0	0	0	0	0	0	0	0	0	0	1	3	0	0	.143
03-05-22	BRADLEY-2	2b	0	0	0	0	0	0	0	0	1	0	1	0	0	0	0	0	1	0	.143
03-08-22	at Arkansas State	*2b	5	1	1	1	1	0	0	1	0	0	0	0	0	0	3	0	2	0	.154
03-12-22	VALPARAISO	*2b	3	2	1	1	0	0	0	1	1	0	0	0	0	0	0	1	0	1	.172
03-13-22	VALPARAISO-1	*2b	2	3	2	4	0	1	0	3	1	0	0	0	0	0	0	2	1	0	.226
03-13-22	VALPARAISO-2	*2b	4	2	1	0	0	0	0	0	0	0	0	0	0	0	2	1	2	1	.229
03-15-22	at Indiana State	*2b	2	0	0	0	0	0	0	0	0	0	0	0	0	0	1	3	1	0	.216
03-16-22	at Indiana State	*2b	4	1	2	2	0	0	0	0	0	0	0	0	0	0	0	0	4	1	.244
03-19-22	at Missouri State-1	*2b	3	0	0	0	0	0	0	0	0	0	0	1	0	0	2	2	2	0	.227
03-19-22	at Missouri State-2	*2b	4	1	1	1	0	0	1	0	0	0	0	0	0	0	1	4	2	0	.229
03-20-22	at Missouri State	*2b	1	1	0	0	0	0	0	0	0	0	1	0	0	0	0	0	0	0	.224
03-25-22	SIUE	*2b	3	0	1	2	1	0	0	0	0	0	0	0	0	0	1	1	2	0	.231
03-26-22	SIUE	*2b	2	0	0	0	0	0	0	0	0	0	0	1	0	0	0	1	3	0	.222
03-27-22	SIUE	*2b	2	1	1	3	0	0	1	0	0	0	1	0	0	0	0	2	1	0	.232
03-29-22	at Saint Louis	*2b	4	0	0	0	0	0	0	0	0	0	0	0	0	0	0	2	1	0	.217
04-01-22	at Austin Peay	*2b	3	0	1	1	0	0	0	0	0	0	0	0	0	0	0	2	4	0	.222
04-02-22	at Austin Peay	*2b	4	0	1	0	0	0	0	0	0	0	0	0	0	0	1	2	4	0	.224
04-03-22	at Austin Peay	*2b	3	1	1	1	0	0	1	1	0	0	0	0	0	0	0	5	3	0	.229
04-05-22	ARKANSAS STATE	*2b	4	1	1	1	0	0	0	0	0	0	0	0	0	0	0	3	3	0	.230
04-08-22	MURRAY STATE	*2b	4	1	0	0	0	0	0	1	0	0	0	0	0	0	2	1	2	0	.218
04-09-22	MURRAY STATE	*2b	4	0	0	0	0	0	0	0	0	0	0	0	0	0	1	1	2	0	.207
04-10-22	MURRAY STATE	*2b	4	1	1	0	0	0	0	0	0	0	0	0	0	0	2	1	2	0	.209
04-12-22	SOUTHERN ILLINOIS	*2b	4	0	1	1	1	0	0	0	0	0	0	0	0	0	2	2	4	0	.211
04-14-22	at Tennessee Tech	*2b	5	0	0	0	0	0	0	0	0	0	0	0	0	0	2	2	1	0	.200
04-15-22	at Tennessee Tech	*2b	4	0	0	0	0	0	0	0	0	0	0	0	0	0	3	0	2	0	.192
04-16-22	at Tennessee Tech	*2b	1	0	1	0	0	0	0	0	0	0	0	1	0	0	0	1	0	0	.200
04-19-22	at Ole Miss	ph/2b	1	0	0	0	0	0	0	1	0	0	0	0	0	0	0	0	1	0	.198
04-22-22	MOREHEAD STATE	*2b	5	2	0	1	0	0	0	0	0	0	0	0	0	0	0	2	3	0	.189
04-23-22	MOREHEAD STATE-1	2b	1	0	0	0	0	0	0	0	0	0	0	0	0	0	0	1	1	1	.187
04-23-22	MOREHEAD STATE-2	*2b	4	0	0	0	0	0	0	0	0	0	0	0	0	0	3	1	6	1	.180
04-26-22	at Southern Illinois	*2b	5	0	2	2	0	0	0	0	1	0	0	0	0	0	1	2	0	0	.190
04-29-22	at Belmont	*2b	4	1	1	1	0	0	1	0	0	0	0	0	0	0	2	0	1	0	.192
04-30-22	at Belmont	*2b	3	1	1	1	0	0	1	0	0	0	0	0	0	0	0	0	4	0	.195
05-01-22	at Belmont	*2b	4	2	2	0	1	0	0	0	0	0	0	0	0	0	1	2	1	0	.205
05-03-22	at Mizzou	*2b	3	0	0	0	0	0	0	1	0	0	0	0	0	0	2	2	3	0	.200
05-06-22	at Oklahoma State	*2b	3	0	0	0	0	0	0	0	0	0	0	0	0	0	1	0	3	0	.195
05-07-22	at Oklahoma State	*2b	3	0	0	0	0	0	0	0	1	0	1	0	0	0	2	2	3	0	.191
05-10-22	MISSOURI STATE	*3b	3	1	1	0	0	0	0	0	0	0	1	0	0	0	1	0	2	0	.194
05-13-22	TENNESSEE-MARTIN	*2b	2	0	0	0	0	0	0	0	0	0	0	0	0	0	1	2	1	0	.191
05-14-22	TENNESSEE-MARTIN	*2b/3b	4	0	0	0	0	0	0	0	0	0	0	0	0	0	0	3	1	1	.186
05-15-22	TENNESSEE-MARTIN	*3b/2b	5	2	2	2	0	0	0	0	0	0	0	0	0	0	1	0	3	0	.193
05-20-22	at Eastern Illinois-1	*2b	4	2	2	0	1	0	0	0	0	0	0	0	0	0	0	1	2	1	.201
05-20-22	at Eastern Illinois-2	*2b	3	0	1	0	0	0	0	0	0	0	0	0	0	0	1	1	3	0	.204
05-21-22	at Eastern Illinois	*3b	2	0	0	0	0	0	0	0	0	0	0	0	0	0	0	0	2	0	.201
05-26-22	vs Tennessee Tech	*3b/2b	4	1	0	0	0	0	0	1	0	0	0	0	0	0	0	3	2	0	.196
05-27-22	vs SIUE	*3b	3	2	1	1	0	0	2	0	1	0	0	0	0	0	0	0	4	0	.199
05-27-22	vs Tennessee Tech	*2b	4	0	1	0	0	0	0	0	0	0	0	0	0	0	1	2	2	0	.200
05-28-22	vs Belmont	*2b	4	1	1	0	0	0	0	0	0	0	0	0	0	1	0	1	2	1	.201
Totals		51gs	174	38	35	28	5	1	5	16	6	1	6	3	1	1	48	77	122	10	.201

On base pct. .289 • Slugging pct. .328





# SOUTHEAST MISSOURI BASEBALL NOTES

## NCAA LOUISVILLE REGIONAL // JUNE 3-6

### 2022 Southeast Missouri Baseball Individual Game-by-Game for Southeast Missouri (as of May 30, 2022)

#### #19 PARKER, Spencer - 35 games (All games)

Date	Opponent	Pos	AB	R	H	RBI	2B	3B	HR	BB	SB	CS	HBP	SAC	SF	GDP	K	PO	A	E	Avg
02-20-22	at Dallas Baptist	ph	1	0	1	0	0	0	0	0	0	0	0	0	0	0	0	0	0	0	1.000
02-27-22	BELLARMINE-2	ph/of	1	0	0	0	0	0	0	0	0	0	0	0	0	0	0	0	0	0	.500
03-01-22	SAINT LOUIS	ph/of	1	0	0	0	0	0	0	0	0	0	0	0	0	0	0	0	0	0	.333
03-08-22	at Arkansas State	ph/dh	1	1	1	0	0	0	0	1	0	0	0	0	0	0	0	0	0	0	.500
03-13-22	VALPARAISO-1	ph	1	1	1	0	0	0	0	0	0	0	0	0	0	0	0	0	0	0	.600
03-15-22	at Indiana State	ph	1	0	0	0	0	0	0	0	0	0	0	0	0	0	0	0	0	0	.500
03-16-22	at Indiana State	*dh	4	0	1	0	1	0	0	0	0	0	0	0	0	0	1	0	0	0	.400
03-19-22	at Missouri State-1	*dh	4	0	0	1	0	0	0	1	0	1	0	0	0	0	1	0	0	0	.286
03-19-22	at Missouri State-2	ph	2	0	0	0	0	0	0	0	0	0	0	0	0	0	1	0	0	0	.250
03-29-22	at Saint Louis	*dh	4	0	2	1	0	0	0	0	0	0	0	0	0	1	0	0	0	0	.300
04-01-22	at Austin Peay	*dh	3	0	0	0	0	0	0	0	0	0	0	0	0	0	1	0	0	0	.261
04-10-22	MURRAY STATE	*of	4	1	2	4	0	0	1	0	0	0	0	0	0	0	0	1	0	0	.296
04-12-22	SOUTHERN ILLINOIS	*of	4	1	1	1	0	0	1	0	0	0	0	0	0	0	2	1	0	0	.290
04-14-22	at Tennessee Tech	*of	3	0	0	0	0	0	0	0	0	0	0	0	0	0	2	3	0	1	.265
04-15-22	at Tennessee Tech	*of	3	0	1	0	1	0	0	0	0	0	0	0	0	0	0	1	0	0	.270
04-19-22	at Ole Miss	*of	2	2	2	2	0	0	0	1	0	0	0	0	0	0	0	0	0	0	.308
04-22-22	MOREHEAD STATE	*of	4	1	1	0	1	0	0	0	0	0	0	0	0	0	0	0	0	0	.302
04-23-22	MOREHEAD STATE-1	*of	4	1	1	1	1	0	0	0	0	0	1	0	0	0	2	1	0	0	.298
04-23-22	MOREHEAD STATE-2	*of	4	1	1	0	0	0	0	0	0	0	0	0	0	0	2	0	0	1	.294
04-26-22	at Southern Illinois	*of	2	1	0	0	0	0	0	1	0	0	0	0	0	0	1	2	0	0	.283
04-29-22	at Belmont	*of	3	0	0	0	0	0	0	1	0	0	0	0	0	0	2	1	0	0	.268
04-30-22	at Belmont	ph	1	0	0	0	0	0	0	0	0	0	0	0	0	0	0	0	0	0	.263
05-01-22	at Belmont	*of	4	0	0	0	0	0	0	0	0	0	0	0	0	0	3	3	0	0	.246
05-06-22	at Oklahoma State	*of	4	0	2	0	0	0	0	0	0	0	0	0	0	0	2	3	0	0	.262
05-07-22	at Oklahoma State	*of	3	0	0	0	0	0	0	1	0	0	0	0	0	0	2	2	0	0	.250
05-10-22	MISSOURI STATE	*of	0	0	0	0	0	0	0	1	0	1	0	0	0	0	0	0	0	0	.250
05-13-22	TENNESSEE-MARTIN	*of	3	0	0	0	0	0	0	0	0	0	1	0	0	0	1	0	0	0	.239
05-14-22	TENNESSEE-MARTIN	ph/of	1	1	0	0	0	0	0	1	0	0	0	0	0	0	0	2	0	0	.236
05-15-22	TENNESSEE-MARTIN	*of	3	3	2	0	1	0	0	2	0	0	0	0	0	0	0	1	0	0	.253
05-20-22	at Eastern Illinois-1	*of	2	1	1	0	0	0	0	1	0	0	0	0	0	0	1	2	0	0	.260
05-20-22	at Eastern Illinois-2	ph	1	0	1	0	1	0	0	0	0	0	0	0	0	0	0	0	0	0	.269
05-21-22	at Eastern Illinois	of	1	0	0	0	0	0	0	0	0	0	0	0	0	0	1	1	0	0	.266
05-26-22	vs Tennessee Tech	*of	3	0	0	0	0	0	0	0	0	0	0	0	0	0	2	1	0	0	.256
05-27-22	vs SIUE	*dh	4	1	0	1	0	0	0	0	0	0	1	0	0	0	2	0	0	0	.244
05-28-22	vs Belmont	of	0	0	0	0	0	0	0	0	0	0	0	0	0	0	0	0	0	0	.244
Totals		23gs	86	16	21	11	6	0	2	11	0	2	3	0	0	1	29	25	0	2	.244

On base pct. .350 • Slugging pct. .384

**SOUTHEAST MISSOURI BASEBALL NOTES**  
**NCAA LOUISVILLE REGIONAL // JUNE 3-6**



**2022 Southeast Missouri Baseball**  
**Individual Game-by-Game for Southeast Missouri (as of May 30, 2022)**

**#44 PEREGO, Matt - 1 game (All games)**

Date	Opponent	Pos	AB	R	H	RBI	2B	3B	HR	BB	SB	CS	HBP	SAC	SF	GDP	K	PO	A	E	Avg
02-20-22	at Dallas Baptist	p	0	0	0	0	0	0	0	0	0	0	0	0	0	0	0	0	1	0	.000
Totals		0gs	0	0	0	0	0	0	0	0	0	0	0	0	0	0	0	0	1	0	.000

On base pct. .000 • Slugging pct. .000

**#44 PEREGO, Matt - 4 appearances (All games)**

Date	Opponent	GS	IP	H	R	ER	BB	SO	2B	3B	HR	WP	BK	HBP	IBB	Score	W-L	Sv	ERA	NP
02-20-22	at Dallas Baptist		1.0	5	4	4	1	2	1	1	0	0	0	0	1	5-13	0-0	0	36.00	27
03-01-22	SAINT LOUIS		2.0	2	0	0	0	0	0	0	0	0	0	1	0	16-5	0-0	0	12.00	24
03-15-22	at Indiana State		1.0	2	2	2	1	2	0	0	1	0	0	2	0	1-10	0-0	0	13.50	34
03-20-22	at Missouri State		1.0	1	0	0	0	1	1	0	0	0	0	0	0	5-16	0-0	0	10.80	11
Totals		0	5.0	10	6	6	2	5	2	1	1	0	0	3	1	27-44	0-0	0	10.80	-



# SOUTHEAST MISSOURI BASEBALL NOTES

## NCAA LOUISVILLE REGIONAL // JUNE 3-6

### 2022 Southeast Missouri Baseball Individual Game-by-Game for Southeast Missouri (as of May 30, 2022)

#### #20 RACKERS, Jason - 11 games (All games)

Date	Opponent	Pos	AB	R	H	RBI	2B	3B	HR	BB	SB	CS	HBP	SAC	SF	GDP	K	PO	A	E	Avg
02-19-22	at Dallas Baptist	p	0	0	0	0	0	0	0	0	0	0	0	0	0	0	0	0	2	0	.000
02-26-22	BELLARMINE	p	0	0	0	0	0	0	0	0	0	0	0	0	0	0	0	0	2	0	.000
03-05-22	BRADLEY-1	*p	0	0	0	0	0	0	0	0	0	0	0	0	0	0	0	0	1	0	.000
03-19-22	at Missouri State-1	*p	0	0	0	0	0	0	0	0	0	0	0	0	0	0	0	0	1	0	.000
03-25-22	SIUE	*p	0	0	0	0	0	0	0	0	0	0	0	0	0	0	0	1	1	0	.000
04-08-22	MURRAY STATE	*p	0	0	0	0	0	0	0	0	0	0	0	0	0	0	0	0	2	0	.000
04-14-22	at Tennessee Tech	*p	0	0	0	0	0	0	0	0	0	0	0	0	0	0	0	0	1	1	.000
04-29-22	at Belmont	*p	0	0	0	0	0	0	0	0	0	0	0	0	0	0	0	0	2	0	.000
05-06-22	at Oklahoma State	*p	0	0	0	0	0	0	0	0	0	0	0	0	0	0	0	0	1	0	.000
05-20-22	at Eastern Illinois-1	*p	0	0	0	0	0	0	0	0	0	0	0	0	0	0	0	0	2	0	.000
05-28-22	vs Belmont	*p	0	0	0	0	0	0	0	0	0	0	0	0	0	0	0	1	0	0	.000
Totals		9gs	0	0	0	0	0	0	0	0	0	0	0	0	0	0	0	2	15	1	.000

On base pct. .000 • Slugging pct. .000

#### #20 RACKERS, Jason - 16 appearances (All games)

Date	Opponent	GS	IP	H	R	ER	BB	SO	2B	3B	HR	WP	BK	HBP	IBB	Score	W-L	Sv	ERA	NP
02-19-22	at Dallas Baptist		5.2	3	2	2	0	6	1	0	1	1	0	0	0	6-5	0-0	0	3.18	75
02-26-22	BELLARMINE		3.1	4	1	1	1	3	0	0	1	1	0	0	0	8-7	0-0	0	3.00	46
03-05-22	BRADLEY-1	*	4.1	6	7	7	3	6	1	0	2	0	0	0	0	11-8	1-0	0	6.75	90
03-12-22	VALPARAISO	*	4.0	6	1	1	3	6	0	0	0	2	0	1	0	9-1	1-0	0	5.71	88
03-19-22	at Missouri State-1	*	6.0	4	3	3	4	4	1	0	1	1	1	0	0	6-3	2-0	0	5.40	99
03-25-22	SIUE	*	6.0	5	1	1	1	6	0	0	0	1	0	1	0	2-1	3-0	0	4.60	95
04-01-22	at Austin Peay	*	4.1	6	2	2	2	3	1	0	0	0	0	0	0	3-4	3-0	0	4.54	68
04-08-22	MURRAY STATE	*	6.0	6	1	1	4	7	0	0	0	2	0	0	0	11-2	4-0	0	4.08	104
04-14-22	at Tennessee Tech	*	4.2	4	7	1	3	2	0	0	1	1	0	1	0	3-10	4-1	0	3.86	82
04-22-22	MOREHEAD STATE	*	4.2	5	5	5	1	3	2	0	0	1	0	0	0	8-7	4-1	0	4.41	63
04-29-22	at Belmont	*	7.1	4	4	4	1	5	1	0	0	1	0	1	0	5-4	4-1	0	4.47	95
05-06-22	at Oklahoma State	*	6.0	8	4	3	3	4	1	0	1	2	0	0	0	0-4	4-2	0	4.48	100
05-13-22	TENNESSEE-MARTIN	*	5.0	7	5	5	1	7	1	0	1	0	0	0	0	3-10	4-3	0	4.81	83
05-20-22	at Eastern Illinois-1	*	7.0	5	2	2	2	6	0	0	1	0	0	0	0	6-4	5-3	0	4.60	102
05-26-22	vs Tennessee Tech	*	1.0	1	2	2	0	1	0	0	1	0	0	1	0	10-11	5-3	0	4.78	19
05-28-22	vs Belmont	*	9.2	7	3	2	1	8	1	0	0	0	0	1	0	5-4	6-3	0	4.45	121
Totals		14	85.0	81	50	42	30	77	10	0	10	13	1	6	0	96-85	6-3	0	4.45	-

**SOUTHEAST MISSOURI BASEBALL NOTES**  
**NCAA LOUISVILLE REGIONAL // JUNE 3-6**



**2022 Southeast Missouri Baseball**  
**Individual Game-by-Game for Southeast Missouri (as of May 30, 2022)**

**#37 RALLS, Hunter - 3 games (All games)**

Date	Opponent	Pos	AB	R	H	RBI	2B	3B	HR	BB	SB	CS	HBP	SAC	SF	GDP	K	PO	A	E	Avg
04-23-22	MOREHEAD STATE-2	p	0	0	0	0	0	0	0	0	0	0	0	0	0	0	0	0	1	0	.000
05-07-22	at Oklahoma State	p	0	0	0	0	0	0	0	0	0	0	0	0	0	0	0	1	1	0	.000
05-10-22	MISSOURI STATE	p	0	0	0	0	0	0	0	0	0	0	0	0	0	0	0	1	2	0	.000
Totals		0gs	0	0	0	0	0	0	0	0	0	0	0	0	0	0	0	2	4	0	.000

On base pct. .000 • Slugging pct. .000

**#37 RALLS, Hunter - 17 appearances (All games)**

Date	Opponent	GS	IP	H	R	ER	BB	SO	2B	3B	HR	WP	BK	HBP	IBB	Score	W-L	Sv	ERA	NP
02-18-22	at Dallas Baptist		1.1	3	3	3	0	1	2	0	0	0	0	0	0	7-6	0-0	0	20.25	27
02-27-22	BELLARMINE-1		3.0	2	1	0	3	1	0	0	0	0	0	0	0	10-2	0-0	0	6.23	54
03-04-22	BRADLEY		5.0	6	4	4	1	5	1	0	1	0	0	0	0	16-7	1-0	0	6.75	69
03-12-22	VALPARAISO		4.0	1	0	0	1	5	0	0	0	0	0	0	0	9-1	2-0	0	4.72	41
03-16-22	at Indiana State	*	3.0	5	4	1	0	1	2	0	1	0	0	1	0	4-5	2-0	0	4.41	61
03-19-22	at Missouri State-2		2.0	4	1	1	1	0	0	0	0	0	0	0	0	3-9	2-1	0	4.42	45
03-26-22	SIUE		2.1	0	0	0	0	0	0	0	0	0	0	1	0	2-1	3-1	0	3.92	35
04-02-22	at Austin Peay		0.1	2	2	2	1	0	0	0	1	0	0	0	0	7-8	3-2	0	4.71	19
04-05-22	ARKANSAS STATE		0.1	1	1	1	1	1	0	1	0	1	0	0	0	8-5	3-2	0	5.06	12
04-10-22	MURRAY STATE		0.2	3	1	1	0	1	0	0	0	0	0	0	0	11-10	3-2	0	5.32	13
04-23-22	MOREHEAD STATE-2		3.0	2	0	0	1	4	1	0	0	1	0	0	0	9-8	3-2	0	4.68	49
04-26-22	at Southern Illinois		0.0	1	2	0	0	1	0	0	1	0	0	0	0	6-7	3-2	0	4.68	10
05-03-22	at Mizzou		3.0	3	2	2	0	2	1	0	1	1	0	0	0	3-9	3-2	0	4.82	48
05-07-22	at Oklahoma State		2.0	1	0	0	0	2	0	0	0	0	0	0	0	6-11	3-2	0	4.50	27
05-10-22	MISSOURI STATE		3.2	5	0	0	1	3	1	0	0	0	0	1	0	8-7	3-2	0	4.01	58
05-21-22	at Eastern Illinois		3.2	2	1	0	1	5	0	1	0	0	0	0	0	1-5	3-2	0	3.62	54
05-27-22	vs SIUE		2.1	4	0	0	1	2	0	0	0	1	0	0	0	14-6	3-2	0	3.40	46
Totals		1	39.2	45	22	15	12	34	8	2	5	4	0	3	0	124-107	3-2	0	3.40	-



# SOUTHEAST MISSOURI BASEBALL NOTES

## NCAA LOUISVILLE REGIONAL // JUNE 3-6

### 2022 Southeast Missouri Baseball Individual Game-by-Game for Southeast Missouri (as of May 30, 2022)

#### #5 SPERLING, Danny - 33 games (All games)

Date	Opponent	Pos	AB	R	H	RBI	2B	3B	HR	BB	SB	CS	HBP	SAC	SF	GDP	K	PO	A	E	Avg
02-18-22	at Dallas Baptist	dh/ph	1	0	0	0	0	0	0	0	0	0	0	0	0	0	1	0	0	0	.000
02-19-22	at Dallas Baptist	ph	1	0	0	0	0	0	0	0	0	0	0	0	0	0	0	0	0	0	.000
02-20-22	at Dallas Baptist	*dh	2	0	0	0	0	0	0	2	0	0	0	0	0	0	1	0	0	0	.000
02-26-22	BELLARMINE	ph/2b	3	1	1	0	0	0	0	0	0	0	0	0	0	0	0	0	2	1	.143
02-27-22	BELLARMINE-1	*2b	2	1	1	0	0	0	0	1	0	0	0	0	0	0	1	3	3	0	.222
02-27-22	BELLARMINE-2	*2b	4	1	2	4	1	0	0	1	0	0	0	0	0	0	1	1	2	1	.308
03-01-22	SAINT LOUIS	*dh	1	0	0	0	0	0	0	1	0	0	1	0	0	0	0	0	0	0	.286
03-04-22	BRADLEY	*dh	4	1	1	1	0	0	0	0	0	0	0	0	0	0	1	0	0	0	.278
03-05-22	BRADLEY-1	*dh	2	0	1	0	0	0	0	1	0	0	0	0	0	0	0	0	0	0	.300
03-05-22	BRADLEY-2	*2b	3	0	0	0	0	0	0	0	0	0	0	0	0	0	0	0	2	0	.261
03-08-22	at Arkansas State	*dh	3	1	1	0	0	0	0	1	1	0	0	0	0	0	1	0	0	0	.269
03-12-22	VALPARAISO	*dh	3	0	0	0	0	0	0	1	0	0	0	0	0	0	2	0	0	0	.241
03-13-22	VALPARAISO-1	*dh	4	1	1	0	0	0	0	0	0	0	0	0	0	1	0	0	0	0	.242
03-13-22	VALPARAISO-2	ph	1	0	0	0	0	0	0	0	0	0	0	0	0	0	0	0	0	0	.235
03-15-22	at Indiana State	ph/2b	1	0	0	0	0	0	0	0	0	0	0	0	0	0	1	0	0	0	.229
03-20-22	at Missouri State	ph/2b	2	1	1	1	0	0	0	0	0	0	0	0	0	0	0	0	0	0	.243
03-27-22	SIUE	ph	1	0	0	0	0	0	0	0	0	0	0	0	0	0	1	0	0	0	.237
04-05-22	ARKANSAS STATE	*1b	4	1	1	0	0	0	0	0	0	0	0	0	0	0	1	6	1	0	.238
04-16-22	at Tennessee Tech	ph/2b	2	0	0	0	0	0	0	0	0	0	0	0	0	0	1	0	0	0	.227
04-19-22	at Ole Miss	*2b	1	1	0	2	0	0	0	1	0	0	1	0	0	0	0	2	1	0	.222
04-23-22	MOREHEAD STATE-1	*2b	4	0	0	0	0	0	0	0	0	0	0	0	0	0	1	4	2	0	.204
05-07-22	at Oklahoma State	*1b	3	0	1	1	0	0	0	1	0	0	0	0	0	0	0	5	1	0	.212
05-08-22	at Oklahoma State	*2b	3	1	2	2	1	0	0	0	0	0	0	0	0	0	1	1	2	0	.236
05-10-22	MISSOURI STATE	*2b	2	1	0	0	0	0	0	1	0	0	1	0	0	0	0	0	1	0	.228
05-13-22	TENNESSEE-MARTIN	ph/2b	1	0	0	0	0	0	0	0	0	0	1	0	0	1	0	0	0	1	.224
05-14-22	TENNESSEE-MARTIN	ph/2b	0	1	0	0	0	0	0	1	0	0	1	0	0	0	0	1	1	0	.224
05-15-22	TENNESSEE-MARTIN	*2b/1b	4	0	2	2	2	0	0	0	0	0	0	1	0	0	0	3	2	0	.242
05-20-22	at Eastern Illinois-2	ph	1	0	0	0	0	0	0	0	0	0	0	0	0	0	0	0	0	0	.238
05-21-22	at Eastern Illinois	*2b	3	0	1	0	0	0	0	0	0	0	0	0	0	0	0	1	2	0	.242
05-26-22	vs Tennessee Tech	*2b	4	0	1	0	0	0	0	0	0	0	0	0	0	0	2	2	4	0	.243
05-27-22	vs SIUE	*2b	4	2	0	1	0	0	0	2	0	0	0	0	0	0	0	5	0	0	.230
05-27-22	vs Tennessee Tech	*dh	4	0	1	0	0	0	0	0	0	0	0	0	0	0	1	0	0	0	.231
05-28-22	vs Belmont	*dh	3	0	0	0	0	0	0	1	0	0	0	0	0	0	1	0	0	0	.222
Totals		22gs	81	14	18	14	4	0	0	15	1	0	5	2	0	2	18	34	26	3	.222

On base pct. .376 • Slugging pct. .272



# SOUTHEAST MISSOURI BASEBALL NOTES

## NCAA LOUISVILLE REGIONAL // JUNE 3-6



### 2022 Southeast Missouri Baseball Individual Game-by-Game for Southeast Missouri (as of May 30, 2022)

#### #8 STAUSS, Ty - 48 games (All games)

Date	Opponent	Pos	AB	R	H	RBI	2B	3B	HR	BB	SB	CS	HBP	SAC	SF	GDP	K	PO	A	E	Avg
02-18-22	at Dallas Baptist	*dh	3	0	0	0	0	0	0	0	0	0	0	1	0	0	3	0	0	0	.000
02-19-22	at Dallas Baptist	*dh	2	1	1	0	0	0	0	1	0	0	0	0	0	0	1	0	0	0	.200
02-20-22	at Dallas Baptist	2b	1	0	0	0	0	0	0	0	0	0	0	0	0	0	0	0	0	0	.167
02-26-22	BELLARMINE	*dh	5	1	1	1	0	0	1	0	0	0	0	0	0	0	0	0	0	0	.182
02-27-22	BELLARMINE-1	*dh	4	0	0	0	0	0	0	0	0	0	0	0	0	1	1	0	0	0	.133
02-27-22	BELLARMINE-2	ph	1	0	0	0	0	0	0	0	0	0	0	0	0	0	0	0	0	0	.125
03-01-22	SAINT LOUIS	ph/c	1	0	1	0	0	0	0	0	0	0	0	0	0	0	0	0	0	0	.176
03-05-22	BRADLEY-2	*c	3	1	1	1	0	0	1	0	0	0	0	0	0	0	0	8	0	0	.200
03-15-22	at Indiana State	*dh	3	1	1	0	0	0	0	1	0	0	0	0	0	0	1	0	0	0	.217
03-19-22	at Missouri State-1	*c	4	1	2	0	0	0	0	0	0	0	0	0	0	0	1	8	0	0	.259
03-19-22	at Missouri State-2	ph/c	2	0	0	0	0	0	0	0	0	0	0	0	0	0	0	1	0	0	.241
03-20-22	at Missouri State	*c	3	1	1	0	0	0	0	1	0	0	0	0	0	0	2	14	0	0	.250
03-25-22	SIUE	*dh	2	1	0	0	0	0	0	1	0	0	0	0	0	0	0	0	0	0	.235
03-26-22	SIUE	*dh	2	1	0	0	0	0	0	0	0	0	1	0	0	0	0	0	0	0	.222
04-01-22	at Austin Peay	ph	1	0	0	0	0	0	0	0	0	0	0	0	0	0	0	0	0	0	.216
04-02-22	at Austin Peay	*dh	4	1	1	1	0	0	1	0	0	0	0	0	0	1	0	0	0	0	.220
04-03-22	at Austin Peay	*dh	4	2	3	3	0	0	2	0	0	0	0	0	0	0	0	0	0	0	.267
04-05-22	ARKANSAS STATE	*dh	4	0	0	0	0	0	0	0	0	0	0	0	0	0	2	0	0	0	.245
04-08-22	MURRAY STATE	*dh	3	1	1	1	0	0	0	2	0	0	0	0	0	0	1	0	0	0	.250
04-09-22	MURRAY STATE	*dh	4	0	1	2	1	0	0	0	0	0	0	0	0	0	2	0	0	0	.250
04-10-22	MURRAY STATE	*dh	3	2	1	1	0	0	0	1	0	0	0	0	0	0	1	0	0	0	.254
04-12-22	SOUTHERN ILLINOIS	*dh	4	0	1	0	0	0	0	0	0	0	0	0	0	0	2	0	0	0	.254
04-14-22	at Tennessee Tech	*dh	4	0	2	1	0	0	0	1	0	0	0	0	0	0	0	0	0	0	.269
04-15-22	at Tennessee Tech	*dh	4	0	0	0	0	0	0	0	0	0	0	0	0	1	1	0	0	0	.254
04-16-22	at Tennessee Tech	ph/dh	2	0	0	0	0	0	0	0	0	0	0	0	0	0	0	0	0	0	.247
04-19-22	at Ole Miss	*dh	6	1	1	0	0	0	0	0	0	0	0	0	0	0	2	0	0	0	.241
04-22-22	MOREHEAD STATE	*dh	5	0	2	1	1	0	0	0	0	0	0	0	0	0	1	0	0	0	.250
04-23-22	MOREHEAD STATE-1	*dh	5	1	3	6	1	0	0	0	0	0	0	0	0	0	0	0	0	0	.270
04-23-22	MOREHEAD STATE-2	*c/dh	4	1	1	0	0	0	0	0	0	0	0	0	0	0	0	9	1	0	.269
04-26-22	at Southern Illinois	*dh	5	0	1	0	0	0	0	0	0	0	0	0	0	0	0	0	0	0	.265
04-29-22	at Belmont	*dh	4	0	0	0	0	0	0	1	0	0	0	0	0	1	1	0	0	0	.255
04-30-22	at Belmont	*dh	4	0	2	0	0	0	0	0	0	0	0	0	0	0	0	0	0	0	.264
05-01-22	at Belmont	*dh	4	0	1	2	1	0	0	0	0	0	0	1	0	0	1	0	0	0	.264
05-03-22	at Mizzou	*dh	4	0	1	0	0	0	0	0	0	0	0	0	0	0	1	0	0	0	.263
05-06-22	at Oklahoma State	*dh	4	0	0	0	0	0	0	0	0	0	0	0	0	0	3	0	0	0	.254
05-07-22	at Oklahoma State	*dh	5	1	2	1	0	1	0	0	0	0	0	0	0	1	2	0	0	0	.260
05-08-22	at Oklahoma State	*dh	3	0	0	0	0	0	0	0	0	0	0	0	0	0	1	0	0	0	.254
05-10-22	MISSOURI STATE	*dh	1	1	0	0	0	0	2	0	0	0	1	0	0	0	0	0	0	0	.252
05-13-22	TENNESSEE-MARTIN	*dh	5	1	1	1	1	0	0	0	0	0	0	0	0	0	1	0	0	0	.250
05-14-22	TENNESSEE-MARTIN	*dh	4	1	2	0	1	0	0	0	0	0	0	0	0	0	0	0	0	0	.257
05-15-22	TENNESSEE-MARTIN	*dh/2b	5	0	0	0	0	0	0	1	0	0	0	0	0	1	2	0	0	0	.248
05-20-22	at Eastern Illinois-1	*dh	4	1	2	0	0	0	0	0	0	0	0	0	0	0	1	0	0	0	.255
05-20-22	at Eastern Illinois-2	*dh	3	1	2	0	0	0	0	1	0	0	0	0	0	0	0	0	0	0	.264
05-21-22	at Eastern Illinois	*c	3	0	1	0	0	0	0	0	0	0	0	0	0	0	7	1	0	0	.265
05-26-22	vs Tennessee Tech	*dh	4	2	2	0	0	0	0	1	0	0	0	0	0	0	2	0	0	0	.271
05-27-22	vs SIUE	*c	3	1	1	2	0	0	0	2	0	0	1	0	0	0	6	0	0	0	.272
05-27-22	vs Tennessee Tech	*of	3	1	1	0	0	0	0	1	0	0	0	0	0	0	1	3	0	0	.273
05-28-22	vs Belmont	*of/of	3	0	0	0	0	0	0	0	0	0	0	1	0	0	2	2	0	0	.268
Totals		42gs	164	27	44	24	6	1	5	17	0	0	2	4	0	6	39	58	2	0	.268

On base pct. .344 • Slugging pct. .409



**SOUTHEAST MISSOURI BASEBALL NOTES**  
**NCAA LOUISVILLE REGIONAL // JUNE 3-6**

**2022 Southeast Missouri Baseball**  
**Individual Game-by-Game for Southeast Missouri (as of May 30, 2022)**

**#55 STONE, Noah - 3 appearances (All games)**

Date	Opponent	GS	IP	H	R	ER	BB	SO	2B	3B	HR	WP	BK	HBP	IBB	Score	W-L	Sv	ERA	NP
03-01-22	SAINT LOUIS		1.0	1	2	2	1	0	0	0	1	0	0	0	0	16-5	0-0	0	18.00	15
03-15-22	at Indiana State		1.0	3	2	2	0	1	1	0	1	1	0	0	0	1-10	0-0	0	18.00	29
05-15-22	TENNESSEE-MARTIN		0.0	1	0	0	0	0	1	0	0	0	0	0	0	15-2	0-0	0	18.00	6
Totals		0	2.0	5	4	4	1	1	2	0	2	1	0	0	0	32-17	0-0	0	18.00	-

# SOUTHEAST MISSOURI BASEBALL NOTES

## NCAA LOUISVILLE REGIONAL // JUNE 3-6



### 2022 Southeast Missouri Baseball Individual Game-by-Game for Southeast Missouri (as of May 30, 2022)

#### #21 VASKE, Joel - 47 games (All games)

Date	Opponent	Pos	AB	R	H	RBI	2B	3B	HR	BB	SB	CS	HBP	SAC	SF	GDP	K	PO	A	E	Avg
02-18-22	at Dallas Baptist	*of	5	1	1	0	0	0	1	0	0	0	0	0	0	0	4	2	0	0	.200
02-19-22	at Dallas Baptist	ph/of	1	1	1	3	0	0	1	0	0	0	0	0	0	0	0	0	0	0	.333
02-20-22	at Dallas Baptist	*of	3	0	1	1	1	0	0	1	1	0	0	0	0	0	0	2	0	0	.333
02-26-22	BELLARMINE	*of	4	0	0	0	0	0	1	0	0	0	0	0	0	0	2	2	0	0	.231
02-27-22	BELLARMINE-1	*of	3	0	1	1	0	0	2	0	1	0	0	0	0	0	2	4	0	0	.250
02-27-22	BELLARMINE-2	ph/of	1	0	0	0	0	0	0	0	0	0	0	0	0	0	1	0	0	0	.235
03-01-22	SAINT LOUIS	*of/of	5	1	2	2	0	0	0	0	0	0	0	0	0	0	2	2	0	0	.273
03-04-22	BRADLEY	*of	3	2	1	1	0	0	1	0	0	1	0	0	0	0	1	2	0	0	.280
03-05-22	BRADLEY-1	*of	3	1	1	3	0	0	1	0	0	0	0	0	0	0	1	1	0	0	.286
03-05-22	BRADLEY-2	*of	5	1	2	1	0	0	1	0	0	0	0	0	0	0	3	2	0	0	.303
03-08-22	at Arkansas State	*of	3	1	0	0	0	0	0	2	1	0	0	0	0	0	1	2	0	0	.278
03-12-22	VALPARAISO	*of	4	2	2	0	1	0	0	0	1	0	0	0	0	0	0	1	0	0	.300
03-13-22	VALPARAISO-1	*of/of	4	1	2	1	0	0	0	1	0	1	0	1	0	0	2	1	0	0	.318
03-13-22	VALPARAISO-2	*of	3	0	0	0	0	0	0	1	0	0	0	0	0	0	2	1	0	0	.298
03-15-22	at Indiana State	*of	3	0	0	0	0	0	0	0	0	0	0	0	0	0	1	3	0	0	.280
03-16-22	at Indiana State	*of	4	1	0	0	0	0	0	0	0	0	0	0	0	0	1	0	0	0	.259
03-19-22	at Missouri State-1	*of	4	0	1	0	1	0	0	0	0	0	0	1	0	0	2	3	0	0	.259
03-19-22	at Missouri State-2	*of	4	0	0	0	0	0	0	0	0	0	0	0	0	0	1	0	0	0	.242
03-20-22	at Missouri State	*of	3	0	1	0	0	0	0	1	0	0	0	0	0	0	1	2	0	0	.246
03-25-22	SIUE	*of	2	1	0	0	0	0	0	0	0	0	1	0	0	0	1	1	0	0	.239
03-26-22	SIUE	*of	3	0	0	0	0	0	0	0	0	0	0	0	0	1	1	3	0	0	.229
03-27-22	SIUE	*of	2	1	1	0	0	0	0	1	0	0	0	0	0	0	1	0	0	0	.236
03-29-22	at Saint Louis	*of	3	0	1	1	0	0	0	1	0	0	0	0	0	0	1	2	0	0	.240
04-01-22	at Austin Peay	*of	4	1	1	0	0	0	0	0	0	0	0	0	0	0	2	1	0	0	.241
04-02-22	at Austin Peay	*of	2	1	0	0	0	0	0	1	0	0	1	0	0	0	1	0	0	0	.235
04-03-22	at Austin Peay	*of	2	0	0	0	0	0	0	1	1	1	0	1	0	0	2	3	0	0	.229
04-05-22	ARKANSAS STATE	*of	4	0	0	0	0	0	0	0	0	0	0	0	0	0	4	1	0	0	.218
04-08-22	MURRAY STATE	*of	4	1	2	3	2	0	0	0	0	0	0	0	0	0	1	2	0	0	.231
04-09-22	MURRAY STATE	*of	2	0	0	0	0	0	0	1	0	0	1	0	0	0	1	2	0	0	.226
04-14-22	at Tennessee Tech	ph/of	1	1	0	0	0	0	0	0	0	0	0	0	0	0	0	1	0	0	.223
04-15-22	at Tennessee Tech	of	1	1	1	1	0	0	1	0	0	0	0	0	0	0	0	0	0	0	.232
04-16-22	at Tennessee Tech	*of	2	0	0	1	0	0	0	2	0	0	0	0	0	0	0	3	0	0	.227
04-19-22	at Ole Miss	ph/of	1	0	0	0	0	0	0	1	0	0	1	0	0	0	1	1	0	0	.224
04-22-22	MOREHEAD STATE	of	1	0	0	0	0	0	0	0	0	0	0	0	0	0	1	0	0	0	.222
04-23-22	MOREHEAD STATE-1	of	0	0	0	0	0	0	0	0	0	0	0	0	0	0	0	0	0	0	.222
04-23-22	MOREHEAD STATE-2	of	1	0	0	0	0	0	0	0	0	0	0	0	0	0	1	2	0	0	.220
04-26-22	at Southern Illinois	of	1	1	0	0	0	0	0	0	0	0	1	0	0	0	1	0	0	0	.218
04-30-22	at Belmont	*of	2	0	0	0	0	0	0	1	0	0	0	0	0	0	2	3	0	0	.214
05-01-22	at Belmont	of	1	0	0	0	0	0	0	0	0	0	0	0	0	0	1	2	0	0	.212
05-03-22	at Mizzou	ph	0	0	0	0	0	0	0	1	0	0	0	0	0	0	0	0	0	0	.212
05-08-22	at Oklahoma State	*of	1	1	0	0	0	0	0	2	2	0	0	0	0	0	1	1	0	0	.210
05-10-22	MISSOURI STATE	of	2	0	0	0	0	0	0	0	0	0	0	0	0	0	2	2	0	0	.206
05-14-22	TENNESSEE-MARTIN	*of	2	0	0	0	0	0	0	0	0	0	0	0	0	0	1	2	0	0	.202
05-20-22	at Eastern Illinois-1	pr/of	1	1	0	0	0	0	0	0	0	0	0	0	0	0	0	0	0	0	.200
05-20-22	at Eastern Illinois-2	*of	3	0	1	1	0	0	0	0	1	0	0	0	0	0	2	6	0	0	.204
05-26-22	vs Tennessee Tech	ph/of	1	0	0	0	0	0	0	1	0	0	0	0	0	0	1	0	0	0	.202
05-27-22	vs Tennessee Tech	of	0	0	0	0	0	0	0	0	0	0	0	0	0	0	0	0	0	0	.202
Totals		32gs	114	22	23	20	5	0	4	23	8	2	7	2	0	1	56	68	0	0	.202

On base pct. .368 • Slugging pct. .351



# SOUTHEAST MISSOURI BASEBALL NOTES

## NCAA LOUISVILLE REGIONAL // JUNE 3-6

### 2022 Southeast Missouri Baseball Individual Game-by-Game for Southeast Missouri (as of May 30, 2022)

#### #9 WILBER, Tyler - 57 games (All games)

Date	Opponent	Pos	AB	R	H	RBI	2B	3B	HR	BB	SB	CS	HBP	SAC	SF	GDP	K	PO	A	E	Avg
02-18-22	at Dallas Baptist	*ss	6	0	0	2	0	0	0	1	0	0	0	0	0	0	2	3	2	0	.000
02-19-22	at Dallas Baptist	*ss	5	0	0	0	0	0	0	0	0	0	0	0	0	0	0	2	1	0	.000
02-20-22	at Dallas Baptist	*ss	3	1	1	1	1	0	0	1	0	0	1	0	0	1	1	3	2	0	.071
02-26-22	BELLARMINE	*ss	5	1	3	4	1	0	1	1	0	0	0	0	0	0	1	3	6	0	.211
02-27-22	BELLARMINE-1	*ss	4	2	1	3	0	0	1	0	0	0	1	0	0	0	0	2	5	0	.217
02-27-22	BELLARMINE-2	*ss	3	1	1	1	0	0	0	2	0	0	0	0	0	0	0	2	4	0	.231
03-01-22	SAINT LOUIS	*ss	3	3	1	1	1	0	0	2	0	0	0	0	0	1	0	0	2	1	.241
03-04-22	BRADLEY	*ss	6	3	3	3	0	0	1	0	0	0	0	0	0	0	1	0	4	0	.286
03-05-22	BRADLEY-1	*ss	4	1	1	1	0	0	0	0	0	0	0	0	0	0	0	2	0	0	.282
03-05-22	BRADLEY-2	*ss	3	2	1	2	0	0	1	2	0	0	0	0	0	0	1	0	4	1	.286
03-08-22	at Arkansas State	*ss	3	1	1	2	0	0	0	3	0	0	0	0	0	0	1	0	3	1	.289
03-12-22	VALPARAISO	*ss	4	0	0	1	0	0	0	0	0	0	0	0	0	1	2	1	2	0	.265
03-13-22	VALPARAISO-1	*ss	4	2	3	2	0	0	1	2	0	0	0	0	0	0	0	0	1	0	.302
03-13-22	VALPARAISO-2	*ss	4	2	3	4	0	0	2	1	0	0	0	0	0	0	0	3	4	1	.333
03-15-22	at Indiana State	*ss	3	0	0	0	0	0	0	1	0	0	0	0	0	0	1	1	1	0	.317
03-16-22	at Indiana State	*ss	4	0	0	0	0	0	0	0	0	0	0	0	0	0	0	4	5	1	.297
03-19-22	at Missouri State-1	*ss	5	2	1	1	1	0	0	0	0	0	0	0	0	0	1	2	2	0	.290
03-19-22	at Missouri State-2	*ss	4	0	2	0	0	0	0	0	0	0	0	0	0	0	0	1	1	0	.301
03-20-22	at Missouri State	*ss	4	1	2	4	1	0	1	0	0	0	0	0	0	0	1	2	1	0	.312
03-25-22	SIUE	*ss	3	0	0	0	0	0	0	0	0	0	0	0	0	0	0	1	2	1	.300
03-26-22	SIUE	*ss	3	0	2	2	1	0	0	0	0	0	0	0	0	0	1	2	3	0	.313
03-27-22	SIUE	*ss	4	1	2	0	0	0	0	0	0	0	0	0	0	0	0	0	1	0	.322
03-29-22	at Saint Louis	*ss	3	0	1	2	1	0	0	1	0	0	0	0	0	0	1	1	3	0	.322
04-01-22	at Austin Peay	*ss	3	0	0	1	0	0	0	0	0	0	0	0	1	0	2	3	4	0	.312
04-02-22	at Austin Peay	*ss	4	0	0	0	0	0	0	1	0	0	0	0	0	0	2	0	3	0	.299
04-03-22	at Austin Peay	*ss	5	1	2	2	0	0	1	0	0	0	0	0	0	0	1	1	2	0	.304
04-05-22	ARKANSAS STATE	*ss	4	2	2	0	1	0	0	0	0	0	0	0	0	0	0	1	4	0	.311
04-08-22	MURRAY STATE	*ss	5	2	4	2	1	0	0	0	0	0	0	0	0	0	0	3	2	0	.333
04-09-22	MURRAY STATE	*ss	4	2	4	3	0	0	1	0	0	0	0	0	0	0	0	1	4	0	.357
04-10-22	MURRAY STATE	*ss	5	2	3	1	0	0	1	0	0	0	0	0	0	0	0	2	2	0	.367
04-12-22	SOUTHERN ILLINOIS	*ss	4	0	1	0	0	0	0	0	0	0	0	0	0	0	1	0	2	0	.363
04-14-22	at Tennessee Tech	*ss	4	0	1	0	0	0	0	1	0	0	0	0	0	0	0	2	3	1	.359
04-15-22	at Tennessee Tech	*ss	4	3	3	2	0	0	1	1	0	0	0	0	0	0	0	0	1	0	.371
04-16-22	at Tennessee Tech	*ss	4	1	1	1	0	0	1	0	0	0	0	0	0	0	0	0	2	0	.368
04-19-22	at Ole Miss	*ss	6	3	4	3	1	0	1	0	0	0	0	0	0	0	2	3	2	0	.380
04-22-22	MOREHEAD STATE	*ss	5	1	1	1	0	0	0	0	0	0	0	0	0	0	1	1	2	0	.374
04-23-22	MOREHEAD STATE-1	*ss	5	1	2	1	2	0	0	0	0	0	0	0	0	0	1	1	2	0	.375
04-23-22	MOREHEAD STATE-2	*ss	4	1	0	0	0	0	0	1	0	0	0	0	0	1	0	0	3	0	.365
04-26-22	at Southern Illinois	*ss	5	0	1	1	0	0	0	0	0	0	0	0	1	1	1	1	2	0	.360
04-29-22	at Belmont	*ss	3	0	0	1	0	0	0	0	0	0	0	1	1	0	1	2	3	0	.354
04-30-22	at Belmont	*ss	4	1	2	0	1	0	0	0	0	0	0	0	0	0	2	2	1	0	.357
05-01-22	at Belmont	*ss	4	2	1	0	0	0	0	1	0	0	0	0	0	0	0	0	0	0	.355
05-03-22	at Mizzou	*ss	3	1	1	2	0	0	1	1	0	0	0	0	0	1	0	0	3	0	.354
05-06-22	at Oklahoma State	*ss	4	0	1	0	0	0	0	0	0	0	0	0	0	0	1	0	3	2	.352
05-07-22	at Oklahoma State	*ss	5	0	1	1	0	0	0	0	0	0	0	0	0	0	0	2	1	0	.348
05-08-22	at Oklahoma State	*ss	4	0	0	0	0	0	0	0	0	0	0	0	0	0	1	1	1	0	.340
05-10-22	MISSOURI STATE	*ss	4	1	1	2	0	0	1	0	0	0	0	0	0	1	1	3	1	0	.339
05-13-22	TENNESSEE-MARTIN	*ss	3	0	1	2	0	0	0	0	0	0	0	0	1	1	1	1	2	0	.338
05-14-22	TENNESSEE-MARTIN	*ss	4	0	0	0	0	0	0	0	0	0	0	0	0	0	0	0	2	0	.332
05-15-22	TENNESSEE-MARTIN	*ss	5	0	1	3	1	0	0	1	0	0	0	0	0	0	0	1	3	0	.328
05-20-22	at Eastern Illinois-1	*ss	4	0	1	2	0	0	0	0	0	0	0	0	0	0	1	1	3	0	.327
05-20-22	at Eastern Illinois-2	*ss	4	1	1	1	0	0	0	0	0	0	0	0	0	0	0	1	0	1	.325
05-21-22	at Eastern Illinois	*ss	3	0	0	0	0	0	0	0	0	0	0	0	0	0	1	0	2	1	.321
05-26-22	vs Tennessee Tech	*ss	4	1	2	1	0	0	0	1	0	0	0	0	0	0	0	0	4	0	.324
05-27-22	vs SIUE	*ss	3	2	3	3	0	0	1	1	0	0	1	0	1	0	0	1	4	0	.333
05-27-22	vs Tennessee Tech	*ss	3	1	1	0	0	0	0	1	0	0	0	0	0	0	0	0	3	0	.333
05-28-22	vs Belmont	*ss	5	1	1	1	0	0	1	0	0	0	0	0	0	0	0	0	5	0	.330
Totals		57gs	230	53	76	73	14	0	18	27	0	0	3	1	5	9	33	70	142	10	.330

On base pct. .400 • Slugging pct. .626

**SOUTHEAST MISSOURI BASEBALL NOTES**  
**NCAA LOUISVILLE REGIONAL // JUNE 3-6**



**2022 Southeast Missouri Baseball**  
**Individual Game-by-Game for Southeast Missouri (as of May 30, 2022)**

**#27 WILLIAMS, Austin - 9 games (All games)**

Date	Opponent	Pos	AB	R	H	RBI	2B	3B	HR	BB	SB	CS	HBP	SAC	SF	GDP	K	PO	A	E	Avg
02-19-22	at Dallas Baptist	p	0	0	0	0	0	0	0	0	0	0	0	0	0	0	0	0	1	0	.000
02-20-22	at Dallas Baptist	*p	0	0	0	0	0	0	0	0	0	0	0	0	0	0	0	0	1	0	.000
03-27-22	SIUE	p	0	0	0	0	0	0	0	0	0	0	0	0	0	0	0	2	0	0	.000
04-08-22	MURRAY STATE	p	0	0	0	0	0	0	0	0	0	0	0	0	0	0	0	0	0	1	.000
04-10-22	MURRAY STATE	p	0	0	0	0	0	0	0	0	0	0	0	0	0	0	0	1	0	0	.000
04-15-22	at Tennessee Tech	p	0	0	0	0	0	0	0	0	0	0	0	0	0	0	0	0	1	0	.000
04-19-22	at Ole Miss	p	0	0	0	0	0	0	0	0	0	0	0	0	0	0	0	0	1	0	.000
04-22-22	MOREHEAD STATE	p	0	0	0	0	0	0	0	0	0	0	0	0	0	0	0	0	1	0	.000
05-13-22	TENNESSEE-MARTIN	p	0	0	0	0	0	0	0	0	0	0	0	0	0	0	0	0	1	0	.000
Totals		1gs	0	0	0	0	0	0	0	0	0	0	0	0	0	0	0	3	6	1	.000

On base pct. .000 • Slugging pct. .000

**#27 WILLIAMS, Austin - 24 appearances (All games)**

Date	Opponent	GS	IP	H	R	ER	BB	SO	2B	3B	HR	WP	BK	HBP	IBB	Score	W-L	Sv	ERA	NP
02-19-22	at Dallas Baptist		1.0	1	0	0	0	1	0	0	0	0	0	0	0	6-5	0-0	1	0.00	13
02-20-22	at Dallas Baptist	*	2.0	3	4	3	2	2	0	0	2	0	0	0	0	5-13	0-1	1	9.00	46
02-27-22	BELLARMINE-2	*	3.0	7	5	5	3	1	0	1	0	0	1	0	0	12-8	0-1	1	12.00	79
03-05-22	BRADLEY-1		1.2	4	1	1	0	2	2	0	0	0	0	0	0	11-8	0-1	1	10.57	29
03-08-22	at Arkansas State		3.1	1	0	0	0	4	1	0	0	0	0	0	0	14-6	1-1	1	7.36	42
03-13-22	VALPARAISO-1		5.0	3	1	1	1	7	0	0	0	1	0	0	0	16-6	2-1	1	5.62	79
03-16-22	at Indiana State		1.0	2	0	0	0	0	0	0	0	0	0	0	0	4-5	2-1	1	5.29	7
03-19-22	at Missouri State-1		1.1	2	0	0	1	2	0	0	0	0	0	0	0	6-3	2-1	1	4.91	36
03-26-22	SIUE		2.0	0	0	0	1	1	0	0	0	0	0	0	0	2-1	2-1	2	4.43	24
03-27-22	SIUE		1.1	1	0	0	1	1	0	0	0	1	0	0	0	5-2	3-1	2	4.15	19
04-01-22	at Austin Peay		2.2	1	0	0	0	5	0	0	0	0	0	1	0	3-4	3-1	2	3.70	41
04-03-22	at Austin Peay		1.0	1	0	0	0	1	0	0	0	0	0	0	0	6-5	3-1	2	3.55	20
04-08-22	MURRAY STATE		2.0	2	1	0	1	2	1	0	0	0	0	0	0	11-2	3-1	2	3.29	36
04-10-22	MURRAY STATE		1.0	3	3	3	0	0	0	1	1	0	0	0	0	11-10	3-1	2	4.13	26
04-15-22	at Tennessee Tech		5.0	2	0	0	1	9	0	0	0	0	0	1	0	9-4	4-1	2	3.51	70
04-19-22	at Ole Miss		3.0	3	0	0	0	4	0	0	0	0	0	0	0	13-3	5-1	2	3.22	41
04-22-22	MOREHEAD STATE		3.0	2	0	0	2	5	0	0	0	1	0	0	0	8-7	5-1	2	2.97	54
04-29-22	at Belmont		2.0	0	0	0	1	4	0	0	0	0	0	0	1	5-4	6-1	2	2.83	24
05-01-22	at Belmont		0.2	1	0	0	0	0	0	0	0	0	0	0	0	11-4	6-1	2	2.79	7
05-08-22	at Oklahoma State	*	3.0	6	6	6	3	1	2	0	1	1	0	0	0	3-15	6-2	2	3.80	59
05-13-22	TENNESSEE-MARTIN		3.1	6	5	4	1	6	3	0	0	0	0	0	0	3-10	6-2	2	4.28	72
05-20-22	at Eastern Illinois-1		1.1	4	2	2	0	4	2	0	0	0	0	0	0	6-4	6-2	2	4.53	37
05-26-22	vs Tennessee Tech		1.2	2	4	4	3	0	2	0	0	1	0	0	1	10-11	6-3	2	5.08	28
05-27-22	vs Tennessee Tech		3.1	2	1	1	1	5	1	0	1	0	0	0	0	5-2	7-3	2	4.94	52
Totals		3	54.2	59	33	30	22	67	14	2	5	5	1	2	2	185-142	7-3	2	4.94	-





# SOUTHEAST MISSOURI BASEBALL NOTES

## NCAA LOUISVILLE REGIONAL // JUNE 3-6

### 2022 Southeast Missouri Baseball Individual Game-by-Game for Southeast Missouri (as of May 30, 2022)

#### #26 WILMA, Collin - 1 game (All games)

Date	Opponent	Pos	AB	R	H	RBI	2B	3B	HR	BB	SB	CS	HBP	SAC	SF	GDP	K	PO	A	E	Avg
05-27-22	vs Tennessee Tech	*p	0	0	0	0	0	0	0	0	0	0	0	0	0	0	0	0	1	0	.000
Totals		1gs	0	0	0	0	0	0	0	0	0	0	0	0	0	0	0	0	1	0	.000

On base pct. .000 • Slugging pct. .000

#### #26 WILMA, Collin - 5 appearances (All games)

Date	Opponent	GS	IP	H	R	ER	BB	SO	2B	3B	HR	WP	BK	HBP	IBB	Score	W-L	Sv	ERA	NP
05-03-22	at Mizzou	*	1.1	1	2	2	1	1	0	0	0	0	0	2	0	3-9	0-1	0	13.50	25
05-10-22	MISSOURI STATE	*	1.1	1	3	3	0	0	1	0	0	1	0	2	0	8-7	0-1	0	16.88	25
05-15-22	TENNESSEE-MARTIN	*	1.0	0	0	0	0	0	0	0	0	0	0	0	0	15-2	0-1	0	12.27	11
05-21-22	at Eastern Illinois	*	1.2	6	4	4	2	3	1	0	0	0	0	0	0	1-5	0-2	0	15.19	47
05-27-22	vs Tennessee Tech	*	3.1	3	1	1	3	1	1	0	0	0	0	0	0	5-2	0-2	0	10.38	68
Totals		4	8.2	11	10	10	6	5	3	0	0	1	0	4	0	32-25	0-2	0	10.38	-

**SOUTHEAST MISSOURI BASEBALL NOTES**  
**NCAA LOUISVILLE REGIONAL // JUNE 3-6**



**2022 Southeast Missouri Baseball**  
**Individual Game-by-Game for Southeast Missouri (as of May 30, 2022)**

**#30 WINDT, Tommy - 8 games (All games)**

Date	Opponent	Pos	AB	R	H	RBI	2B	3B	HR	BB	SB	CS	HBP	SAC	SF	GDP	K	PO	A	E	Avg
02-27-22	BELLARMINE-2		0	0	0	0	0	0	0	0	0	0	0	0	0	0	0	1	0	0	.000
03-01-22	SAINT LOUIS	*p	0	0	0	0	0	0	0	0	0	0	0	0	0	0	0	0	1	0	.000
03-05-22	BRADLEY-2	*p	1	0	0	0	0	0	0	0	0	0	0	0	0	0	1	0	0	0	.000
03-27-22	SIUE	*p	0	0	0	0	0	0	0	0	0	0	0	0	0	0	0	1	0	0	.000
04-03-22	at Austin Peay	*p	0	0	0	0	0	0	0	0	0	0	0	0	0	0	0	0	1	0	.000
04-23-22	MOREHEAD STATE-1	*p	0	0	0	0	0	0	0	0	0	0	0	0	0	0	0	0	1	0	.000
05-07-22	at Oklahoma State	*p	0	0	0	0	0	0	0	0	0	0	0	0	0	0	0	1	0	0	.000
05-20-22	at Eastern Illinois-2	*p	0	0	0	0	0	0	0	0	0	0	0	0	0	0	0	0	1	0	.000
Totals		5gs	1	0	0	0	0	0	0	0	0	0	0	0	0	0	1	3	4	0	.000

On base pct. .000 • Slugging pct. .000

**#30 WINDT, Tommy - 18 appearances (All games)**

Date	Opponent	GS	IP	H	R	ER	BB	SO	2B	3B	HR	WP	BK	HBP	IBB	Score	W-L	Sv	ERA	NP
02-18-22	at Dallas Baptist		0.2	1	0	0	0	1	0	0	0	1	1	0	0	7-6	0-0	0	0.00	22
02-20-22	at Dallas Baptist		2.1	3	4	4	2	2	2	0	1	0	0	0	0	5-13	0-0	0	12.00	33
02-27-22	BELLARMINE-2		3.0	2	2	2	2	5	0	1	0	2	0	0	0	12-8	0-0	0	9.00	53
03-01-22	SAINT LOUIS	*	2.0	2	2	1	0	3	2	0	0	0	0	0	0	16-5	1-0	0	7.88	39
03-05-22	BRADLEY-2		3.2	0	0	0	2	4	0	0	0	0	0	0	0	12-5	2-0	0	5.40	57
03-13-22	VALPARAISO-2	*	4.0	6	5	5	2	4	0	1	1	0	0	0	0	10-8	2-0	0	6.89	84
03-20-22	at Missouri State	*	3.0	8	7	7	0	5	1	0	1	0	0	1	0	5-16	2-1	0	9.16	77
03-27-22	SIUE	*	3.2	6	2	2	0	6	1	0	1	0	0	0	0	5-2	2-1	0	8.46	77
04-03-22	at Austin Peay	*	5.0	3	3	3	2	3	0	0	2	0	0	0	0	6-5	3-1	0	7.90	78
04-10-22	MURRAY STATE	*	4.0	8	5	5	1	5	2	0	3	0	0	0	0	11-10	3-1	0	8.33	65
04-16-22	at Tennessee Tech	*	2.0	2	1	1	2	6	0	0	1	0	0	0	0	4-7	3-1	0	8.10	48
04-19-22	at Ole Miss		2.0	2	1	1	0	2	1	0	0	0	0	0	0	13-3	3-1	0	7.90	43
04-23-22	MOREHEAD STATE-1		7.2	7	1	0	0	7	1	0	0	0	0	0	0	16-9	4-1	0	6.49	112
04-30-22	at Belmont	*	5.2	6	1	1	2	5	1	0	0	0	0	0	0	3-5	4-1	0	5.92	100
05-07-22	at Oklahoma State	*	3.0	7	6	6	3	2	1	1	1	0	0	0	0	6-11	4-2	0	6.62	63
05-14-22	TENNESSEE-MARTIN	*	4.1	6	4	4	2	4	3	0	1	0	0	0	0	7-6	4-2	0	6.75	75
05-20-22	at Eastern Illinois-2	*	2.2	4	5	0	2	3	1	0	0	0	0	0	0	5-7	4-2	0	6.44	68
05-26-22	vs Tennessee Tech		0.0	1	4	3	2	1	0	0	1	1	0	0	0	10-11	4-2	0	6.90	26
Totals		11	58.2	74	53	45	24	68	16	3	13	4	1	1	0	153-137	4-2	0	6.90	-



# SOUTHEAST MISSOURI BASEBALL NOTES

## NCAA LOUISVILLE REGIONAL // JUNE 3-6



### 2022 NCAA Division I Baseball Championship

**Regionals**  
June 3-6  
\*Campus or Neutral Sites  
Double Elimination  
First-Round Pairings

**Super Regionals**  
June 10-12 or June 11-13  
\*Campus or Neutral Sites  
Best-of-Three Games

**Men's College World Series (MCWS)**  
June 17-26/27  
Omaha, Nebraska  
Double Elimination  
First-Round Pairings  
Best-of-Three MCWS Finals

**Men's College World Series (MCWS)**  
June 17-26/27  
Omaha, Nebraska  
Double Elimination  
First-Round Pairings  
Best-of-Three MCWS Finals

**Super Regionals**  
June 10-12 or June 11-13  
\*Campus or Neutral Sites  
Best-of-Three Games

**Regionals**  
June 3-6  
\*Campus or Neutral Sites  
Double Elimination  
First-Round Pairings

#1 \*Tennessee (53 - 7)  
vs.  
#4 Alabama St. (34 - 23)  
#3 Campbell (40 - 17)  
vs.  
#2 Georgia Tech (34 - 22)

Regional Champion

#1 \*Ga. Southern (40 - 18)  
vs.  
#4 UNC Greensboro (34 - 28)  
#3 Texas Tech (37 - 20)  
vs.  
#2 Notre Dame (35 - 14)

Regional Champion

#1 \*Texas (42 - 19)  
vs.  
#4 Air Force (30 - 27)  
#3 DBU (34 - 22 - 1)  
vs.  
#2 Louisiana Tech (42 - 19)

Regional Champion

#1 \*East Carolina (42 - 18)  
vs.  
#4 Coppin St. (24 - 28)  
#3 Coastal Carolina (36 - 18 - 1)  
vs.  
#2 Virginia (38 - 17)

Regional Champion

#1 \*Texas A&M (37 - 18)  
vs.  
#4 Oral Roberts (38 - 18)  
#3 Louisiana (36 - 21)  
vs.  
#2 TCU (36 - 20)

Regional Champion

#1 \*Louisville (38 - 18 - 1)  
vs.  
#4 Southeast Mo. St. (37 - 20)  
#3 Michigan (32 - 26)  
vs.  
#2 Oregon (35 - 23)

Regional Champion

#1 \*Florida (39 - 22)  
vs.  
#4 Central Mich. (42 - 17)  
#3 Liberty (37 - 21)  
vs.  
#2 Oklahoma (37 - 20)

Regional Champion

#1 \*Virginia Tech (41 - 12)  
vs.  
#4 Wright St. (30 - 25)  
#3 Columbia (30 - 16)  
vs.  
#2 Gonzaga (36 - 17)

Regional Champion

© 2022 National Collegiate Athletic Association. No commercial use without the NCAA's written permission.

\* Host Institution




#### National Top 16 Seeds

1. Tennessee (53-7)
2. Stanford (40-14)
3. Oregon St. (44-14)
4. Virginia Tech (41-12)
5. Texas A&M (37-18)
6. Miami (FL) (39-18)
7. Oklahoma St. (39-20)
8. East Carolina (42-18)
9. Texas (42-19)
10. North Carolina (38-19)
11. Southern Miss. (43-16)
12. Louisville (38-18-1)
13. Florida (39-22)
14. Auburn (37-19)
15. Maryland (45-12)
16. Ga. Southern (40-18)



Don't Bet On It.



#1 \*Stanford (41 - 14)  
vs.  
#4 Binghamton (22 - 28)  
#3 UC Santa Barbara (43 - 12)  
vs.  
#2 Texas St. (45 - 12)

Regional Champion

#1 \*Maryland (45 - 12)  
vs.  
#4 LIU (37 - 19)  
#3 UConn (46 - 13)  
vs.  
#2 Wake Forest (40 - 17 - 1)

Regional Champion

#1 \*North Carolina (38 - 19)  
vs.  
#4 Hofstra (30 - 21)  
#3 VCU (40 - 18)  
vs.  
#2 Georgia (35 - 21)

Regional Champion

#1 \*Oklahoma St. (39 - 20)  
vs.  
#4 Missouri St. (30 - 27)  
#3 Grand Canyon (41 - 19)  
vs.  
#2 Arkansas (38 - 18)

Regional Champion

#1 \*Miami (FL) (39 - 18)  
vs.  
#4 Canisius (29 - 23)  
#3 Ole Miss (32 - 22)  
vs.  
#2 Arizona (37 - 23)

Regional Champion

#1 \*Southern Miss. (43 - 16)  
vs.  
#4 Army West Point (31 - 23)  
#3 Kennesaw St. (35 - 26)  
vs.  
#2 LSU (38 - 20)

Regional Champion

#1 \*Auburn (37 - 19)  
vs.  
#4 Southeastern La. (30 - 29)  
#3 Florida St. (33 - 23)  
vs.  
#2 UCLA (38 - 22)

Regional Champion

#1 \*Oregon St. (44 - 15)  
vs.  
#4 New Mexico St. (24 - 32)  
#3 San Diego (36 - 18)  
vs.  
#2 Vanderbilt (36 - 21)

Regional Champion

