



2022 SOUTHEAST MISSOURI SOFTBALL



Schedule

February (5-5)

11	vs. Alabama A&M !	W, 13-0 (5)
11	at Southeastern Louisiana !	L, 2-6
12	vs. Nicholls !	W, 13-5 (5)
12	at Southeastern Louisiana !	L, 5-6
13	vs. Nicholls !	W, 5-2
18	vs. Central Michigan @	W, 6-0
18	vs. Bellarmine @	L, 3-4
19	at Western Kentucky @	L, 3-4 (8)
19	vs. Central Michigan @	W, 12-4 (5)
20	at Western Kentucky @	L, 4-5
25	vs. Louisville \$	Canceled
25	at Arkansas \$	Canceled
26	at Arkansas \$	Canceled
26	vs. Kansas \$	Canceled
27	vs. Nebraska \$	Canceled

March (9-8, 3-3 OVC)

2	at Ole Miss	L, 4-7
4	vs. College of Charleston &	W, 5-4 (11)
4	at Lipscomb &	W, 7-1
5	vs. College of Charleston &	W, 3-2
5	vs. Dayton &	W, 10-6
6	at Lipscomb &	L, 0-2
13	vs. Missouri State ^	L, 8-10
13	vs. Wichita State ^	L, 0-14 (5)
14	at Kansas ^	L, 0-8 (5)
15	at Kansas City	W, 7-1
15	vs. Iowa	W, 4-3
19	Tennessee State*	W, 9-1 (6)
20	Tennessee State* (DH)	W, 6-0; W, 11-3 (5)
23	Southern Illinois	Canceled
26	at Tennessee Tech* (DH)	L, 3-5; L, 4-5 (10)
27	at Tennessee Tech*	L, 0-2
30	at Southern Illinois	Canceled

April (10-7, 10-5 OVC)

2	Morehead State*	W, 4-0
3	Morehead State* (DH)	W, 12-2 (5); W, 8-0 (5)
6	at UT Martin* (DH)	Canceled
9	Eastern Illinois*	W, 13-1 (5)
10	Eastern Illinois* (DH)	W, 7-6; W, 8-0 (5)
12	at #6 Arkansas (DH)	L, 1-9 (5); L, 0-14 (5)
15	at Austin Peay*	W, 3-2
16	at Austin Peay* (DH)	L, 1-3; L, 0-3
23	at Murray State*	L, 0-1
24	at Murray State* (DH)	L, 0-4; W, 5-2
27	UT Martin* (DH)	W, 4-3; W, 5-4
30	at SIU Edwardsville*	L, 4-7

May (3-2, 3-2 OVC)

1	at SIU Edwardsville* (DH)	L, 1-9 (6); L, 2-3
7	Belmont*	W, 3-1
8	Belmont* (DH)	W, 5-3 (8); W, 9-2
11	vs. #5 Austin Peay/#8 SIUE	5:30 p.m.

All times Central and Subject to Change;
Home Games in **Bold**; * - Denotes Ohio Valley
Conference Game; ! - Lion Classic (Hammond, La.); @ - Hilltopper
Classic (Bowling Green, Ky.); \$ - Razorback Invitational (Fayetteville, Ark.); & - Purple and Gold Classic (Nashville, Tenn.);
^ - Kansas Tournament (Lawrence, Kan.)

2022 Ohio Valley Conference Tournament

Follow the Redhawks

Video.....ESPN+
Live Stats.....OVCSports.com
Twitter.....@SEMOsoftball

Opponent.....vs. #5 Austin Peay/#8 SIUE
Date.....Wednesday, May 11, 2022
First Pitch.....5:30 p.m., CT
Location.....Oxford, Ala.
Facility.....Choccolocco Park
Tournament Field.....#1 Murray State,
#2 Belmont, #3 UT Martin, #4 SEMO,
#5 Austin Peay, #6 Tennessee Tech,
#7 Eastern Illinois, #8 SIUE

Head Coach

Mark Redburn (206-169 at SEMO; 101-71 OVC)

Strategic Communications

Jeff Honza, Assistant Director of Athletics
Office Phone.....(573) 651-2933
Mobile.....(618) 528-1145
Email.....redhawk1@me.com

Postseason Time

#4 Southeast Missouri (27-22) faces either
#5 Austin Peay (30-22) or #8 SIU Edwardsville
(18-33) in the opening day of the Ohio Valley
Conference Tournament Wednesday. First
pitch is set for 5:30 p.m., CT at Choccolocco
Park in Oxford, Alabama.

Follow the Redhawks

Video for all games of the 2022 Ohio Valley
Conference Tournament can be accessed
online at ESPN+. Live stats are available at
OVCSports.com. Twitter updates provided
@SEMOsoftball.

OVC Tournament Record

Southeast Missouri is 45-30 all-time at the
Ohio Valley Conference Tournament. SEMO
made the championship round in each of its
previous two appearances. The Redhawks,
who were the top seed in both the 2019 and
2021 tournaments, won the title when they
beat #2 Jacksonville State twice in 2019 and
finished second to #2 Eastern Kentucky
in 2021.

Redhawks at Choccolocco Park

The Redhawks make their fourth-straight trip
and 20th all-time to the Ohio Valley
Conference Tournament in 2022. Southeast
Missouri makes the event for the fourth time
since it has been held at Choccolocco Park in
Oxford, Alabama. SEMO holds a 6-5 record in
the 11 OVC Tournament games it has played
in Oxford.

Redburn at the OVC Tournament

Southeast Missouri makes the Ohio Valley
Conference Tournament for the fifth time in
eight seasons under Head Coach Mark
Redburn. There was no tournament in 2020

due to COVID-19. Redburn is 6-7 with one OVC
Tournament title (2019) in those appearances.

OVC Tournament History

The 2022 campaign marks Southeast
Missouri's 20th Ohio Valley Conference
Tournament appearance. SEMO's other trips
to the league's postseason fling came in 1994,
1995, 1996, 1997, 1998, 1999, 2000, 2001, 2002,
2003, 2004, 2005, 2006, 2009, 2011, 2015,
2018, 2019 and 2021. The Redhawks have won
six OVC Tournament crowns in program
history (1994, 1996, 1997, 1998, 1999, 2019).

As the #4 Seed

Preseason favorite Southeast Missouri claimed
the #4 seed in this year's Ohio Valley
Conference Tournament with a sweep of
Belmont (May 7-8) during the final weekend
of the regular-season. SEMO makes its third
trip to an OVC Tournament as a #4 seed. The
Redhawks were also fourth in the 2003 and
2018 tournaments. SEMO holds a 3-4 record in
OVC Tournament play as the #4 seed.

Vs. the #5 and #8 Seeds

Southeast Missouri is a combined 13-4 against
the #5 (9-3) and #8 (4-1) seeds in its Ohio
Valley Conference Tournament history.



Southeast Missouri or SEMO is the
preferred reference for Southeast
Missouri State University athletic teams.
Southeastern Missouri State is not an
acceptable reference.



OVC Tournament Experience

Nine players on this year's roster have been to the Ohio Valley Conference Tournament at least once in their careers. Kaylee Anderson, Rachel Rook, Kynzie Wrigley, Karsyn Davis, Chelsy Pena, Kelby Robinson, Rachel Rook, Marisa Davis and Paytience Holman form that group. This year will mark the fourth OVC Tournament for both Anderson and Rook.

Rook Reaches 600 Career Strikeouts

Rachel Rook became the first pitcher in Southeast Missouri softball history to get 600 career strikeouts. Rook hit that mark when she struck out Audrey Lyle in the bottom of the seventh inning on May 8. Rook registered 16 strikeouts and won all three games in the Belmont series (May 7-8). Her 600 strikeouts surpassed the school's previous career best of 501 by Elaine Fischer (2005-08).

Single-Season Record is Next

Rachel Rook needs just one more strikeout to break Southeast Missouri's all-time career strikeout record. Rook has 200 strikeouts this season and currently shares the top spot on the list with Tracie Eudaley (200 in 1986).

Redburn Posts 100th OVC Win

Mark Redburn picked up his 100th Ohio Valley Conference win on the front end of Southeast Missouri's doubleheader sweep of Belmont (May 8). Redburn is 101-71 all-time in OVC games. That record includes a 56-21 (.727) mark since the start of the 2019 season.

Other Milestones for Redburn

After getting his 400th career win as a head coach earlier this season, Mark Redburn claimed his 200th career victory as Southeast Missouri's skipper when the Redhawks beat Austin Peay, 3-2, on Apr. 15. The two-time Ohio Valley Conference Coach of the Year, Redburn holds a 206-169 record in eight years at SEMO.

Another 100 Marker Ahead for Anderson

Kaylee Anderson needs just four more RBI to get 100 in her career. Anderson presently has 96 in 179 career games. If she hits that mark, it will be the fourth statistical category where she has reached the 100 milestone. Anderson notched 104 runs and registered 136 hits in her career, as well.

Wrigley Heats Up

Kynzie Wrigley hit .545 with four runs scored, two doubles, a walkoff home run, two RBI and two stolen bases to lead Southeast Missouri to its series sweep of Belmont (May 7-8). Wrigley hit safely in all three games against the Bruins and had a huge day during the Redhawks series clinching doubleheader win. In the twin bill, Wrigley went 5-for-8 with four runs, two doubles and a home run. She hit .625 and boasted a 1.250 slugging percentage and .625 on-base percentage to key 5-3 and 9-2 wins. Wrigley hit a two-run walkoff home run off the light pole in right center to send SEMO to its game two extra-inning win. Wrigley raised her batting average 24 points from .301 to .325 during the final series of the regular-season.

Rook Wins Final OVC Pitcher of the Week Honor

Rachel Rook won the final Ohio Valley Conference Pitcher of the Week honor of the 2022 season ahead of this week's conference tournament on May 10. A native of Republic, Missouri, Rook went 3-0 with a 1.34 ERA in her final three home games wearing a SEMO uniform. She beat Belmont all three games, tossed two complete games and recorded 16 strikeouts in 15.2 innings of work. Rook gave up just three runs on eight hits over the weekend. She struck out seven in a complete game to get a series opening win. After striking out three in 1.2 scoreless no-hit innings of relief, Rook was credited with the win in game two. She then followed that up by striking out six and giving up two runs in seven innings during the series finale. It was the second OVC Pitcher of the Week award for Rook this year.

Nice Rookie Year

Freshman first baseman Aubrie Shore is enjoying a nice rookie season for the Redhawks. Shore is Southeast Missouri's third-best hitter with a .320 average. She ranks tied for second on the team in hits (39), first in doubles (12), second in home runs (9), first in RBI (34) and first in walks (17). Shore started 45 of her 48 games played and rates fifth among Ohio Valley Conference leaders in slugging percentage (.656), tied for eighth in doubles, tied for fifth in home runs and 15th in total bases (80).

2022 OVC Standings (Final regular-season)

School	Conference				Overall			
	W	L	T	Pct.	W	L	T	Pct.
Murray State	21	7	0	.750	37	15	1	.708
Belmont	20	8	0	.714	30	15	0	.667
UT Martin	17	8	0	.680	32	17	0	.653
Southeast Missouri	16	10	0	.615	27	22	0	.551
Austin Peay	17	11	0	.607	30	22	0	.577
Tennessee Tech	13	14	0	.481	31	20	0	.608
Eastern Illinois	10	17	0	.370	25	29	0	.463
SIUE	9	19	0	.321	18	33	0	.353
Morehead State	7	20	0	.259	8	36	0	.182
Tennessee State	6	22	0	.214	15	39	0	.278

OVC Tournament Schedule

Wednesday, May 11

Game 1* - #6 Tennessee Tech vs. #7 Eastern Illinois - 10 a.m.
Game 2* - #5 Austin Peay vs. #8 SIUE - 12:30 p.m.
Game 3 - #3 UT Martin vs. Game 1 winner - 3 p.m.
Game 4 - #4 Southeast Missouri vs. Game 2 winner - 5:30 p.m.

Thursday, May 12

Game 5 - #2 Belmont vs. Game 3 winner - 10 a.m.
Game 6 - #1 Murray State vs. Game 4 winner - 12:30 p.m.
Game 7 - Game 4 loser vs. Game 5 loser - 3 p.m.
Game 8 - Game 3 loser vs. Game 6 loser - 5:30 p.m.

Friday, May 13

Game 9 - Game 7 winner vs. Game 8 winner - 11 a.m.
Game 10 - Game 5 winner vs. Game 6 winner - 1:30 p.m.
Game 11 - Game 9 winner vs. Game 10 loser - 4 p.m.

Saturday, May 14

Game 12- Game 10 winner vs. Game 11 winner - 11 a.m.
(If necessary, Game 13 follows approximately 30 min. after Game 12)

*Please note Games 1 and 2 are single elimination
All times central



Pena Leaves Lasting Farewell

In the final at-bat of her Southeast Missouri career in Cape Girardeau, Chelsy Pena hit a three-run home run to put the exclamation point on the Redhawks 9-2 victory over Belmont (May 8). The home run was just the second of Pena's career. She went 2-for-4 with two runs and a career-high four RBI in her home finale.

Way to Battle

The Redhawks picked up a pair of hard fought one-run victories in a 4-3, 5-4, doubleheader sweep of UT Martin (Apr. 27). Southeast Missouri has seven one-run wins this season. The Redhawks have been involved in a total of 13 one-run games.

Another Sweep for the Redhawks

The Redhawks recorded their fourth series sweep of the season when it took two from UT Martin (Apr. 27) in a doubleheader. Southeast Missouri also completed sweeps vs. Tennessee State (Mar. 19-20), Morehead State (Apr. 2-3) and Eastern Illinois (Apr. 9-10). All of those wins came in Cape Girardeau.

Career-High for Wrigley

Kynzie Wrigley established a new career-high with four RBI in Southeast Missouri's 5-4 win over UT Martin (Apr. 27). Wrigley went 2-for-3 at the plate with a game-tying two-RBI triple in the fourth inning and a game-winning two-RBI single in the bottom of the sixth. The triple was the first of Wrigley's career, as well.

Rook Gets First Save

Rachel Rook came out of the bullpen to get her first save of the 2022 campaign against Murray State (Apr. 24). Rook entered the game when the Racers had the bases loaded with two outs in the bottom of the fifth inning and ended the threat. She struck out five and gave up just two hits in 2.1 scoreless innings. Rook is SEMO's all-time career leader with 11 saves.

Halliwill Claims First OVC Player of the Week Honor

Marshall University transfer Paige Halliwill claimed her first Ohio Valley Conference Player of the Week honor on Apr. 10. A native of Mogadore, Ohio, Halliwill hit .625 (5-for-8) with six runs scored, two home runs, seven RBI and one stolen base to lead Southeast Missouri to

its series sweep of Eastern Illinois (Apr. 9-10). She recorded multiple hits in two of her three starts in the series. Halliwill homered in games one and three, and matched a career-high four RBI in the series finale. Defensively, she did not commit an error and made an outstanding highlight-reel catch to rob Kendall Fields of a home run in the series opener.

Davis Tosses First Shutout

Left-hander Marisa Davis pitched the first shutout of her career in an 8-0 victory over Eastern Illinois (Apr. 10). Davis went the distance and struck out a career-high seven in five innings. For the EIU series, she went 2-0 with 5.2 scoreless innings and no walks.

Anderson Named OVC Player of the Week

Southeast Missouri outfielder Kaylee Anderson won her first career Ohio Valley Conference Player of the Week honor on Apr. 4. A native of Warrenton, Missouri, Anderson hit .667 (6-for-9) with two grand slams, five runs scored and 10 RBI to lead SEMO to a series sweep of Morehead State (Apr. 2-3). She recorded two hits in all three games of the series and hit a grand slam in consecutive at-bats while finishing with a career-best eight RBI in game two. Anderson also boasted a 1.333 slugging percentage and .700 on-base percentage against the Eagles. UT Martin's Erin Gallagher (Pitcher of the Week) rounded out the week's honorees.

Walk it Off

The Redhawks came on strong in their final two games of the Morehead State series to earn back-to-back walk-off wins in five innings. In game two, Southeast Missouri scored five runs in the bottom of the fifth and ended things with a walk-off grand slam by Kaylee Anderson. In game three, the Redhawks scored five runs in the bottom of the fifth inning again to polish off a 8-0 shutout. In all, SEMO has six run-rule victories in five innings this season. The Redhawks outscored their opponents, 69-14, in those contests. In last weekend's series vs. Eastern Illinois (Apr. 9-10), SEMO added three more walk-off wins, including two in five innings.

16 OVC Wins

Southeast Missouri finished its Ohio Valley Conference season with a 16-10 mark. SEMO, UT Martin (17-8), Austin Peay (17-11), Belmont (20-8) and Murray State (21-7) all had 16 or more league victories this year.

Big Margin

In Ohio Valley Conference play, Southeast Missouri outscored opponents by a +55 margin (127-72). SEMO scored its most runs against league foes in the second inning (29-4) this year.

Anderson Moves to Fifth on SEMO's Home Run List

Kaylee Anderson is fifth on Southeast Missouri's all-time career home run list with 28. Anderson homered in each of the final two games of the Eastern Illinois series (Apr. 10) and leads the team with 10 round-trippers this year. She surpassed Lindsey Patterson (23, 2012-15) for the fifth-place spot.

Rook Reaches 50 Wins

Rachel Rook went 2-0 and did not allow a run in seven innings during two appearances and one start vs. Morehead State (Apr. 2-3). Rook registered 15 strikeouts and walked only two in that span. She also combined on a two-hit shutout with Paytience Holman in Southeast Missouri's series-opening win. Rook (57-29) became just the seventh pitcher in program history to get 50 or more career wins. She joined Tracie Eudaley (79, 1984-87), Debbie Schmelz (62, 1996-99), Alice Marler (59, 1990-92), Elaine Fischer (54, 2005-08), Chris Engelhardt (54, 1996-99) and Sara Reichert (51, 1994-97) on that list. Rook is tied for fourth in career wins at SEMO.

Seeing Double

Kynzie Wrigley doubled in all three of her at-bats in Southeast Missouri's 12-2 win over Morehead State (Apr. 3). Wrigley's three doubles marked a career-high. She is second on the team with 11 doubles this season.

Rickermann Gets it Done

Abigail Rickermann has filled in nicely at shortstop after starter Alyson Tucker suffered a season-ending knee injury. Rickermann knocked in both game-winning runs in the final two games of Southeast Missouri's series



vs. Eastern Illinois (Apr. 10). She scored Kynzie Wrigley on a sacrifice fly in game two and delivered a single to score Kelby Robinson in game three.

Pulling Rank

Kaylee Anderson ranks ninth in the Ohio Valley Conference with a .360 batting average through 49 games. Anderson also rates among OVC leaders in slugging percentage (6th, .647), on-base percentage (8th, .435), home runs (4th, 10) and total bases (11th, 88).

Home Sweet Home

Southeast Missouri went a perfect 14-0 at home this season. The Redhawks were the only team in the Ohio Valley Conference with an undefeated home record. All 14 wins were in league play.

OVC Openers

With its 9-1 win over Tennessee State (Mar. 19), Southeast Missouri improved to 20-10 all-time in league-opening games. The Redhawks started OVC action with a win for the ninth time in the last 12 seasons.

Strong OVC Opening Weekend

Southeast Missouri swept its home-opening Ohio Valley Conference series for the second-straight season when it beat Tennessee State (Mar. 19-20), 9-1, 6-0, 11-3, last weekend. All teams either swept or were swept in the first weekend of league action. SEMO, Murray State, UT Martin, Belmont and Eastern Illinois completed series sweeps, while Tennessee Tech, Austin Peay, TSU, SIU Edwardsville and Morehead State were swept.

Rook Breaks SEMO Career Strikeout Record

Rachel Rook broke Southeast Missouri's all-time career strikeout record during her team's series sweep of Tennessee State (Mar. 19-20). Entering the series, Rook needed 13 strikeouts to get the record. She recorded all of those in game one after giving up just two hits and walking two to go along with her 13 Ks in six innings. Rook, who now has 600 strikeouts, surpassed Elaine Fischer's previous record of 501 (2005-08).

Wrigley Earns Co-OVC Player of the Week Honors

Sophomore infielder Kynzie Wrigley was named Co-Ohio Valley Conference Player of the Week on Mar. 21 earning the first OVC weekly honor of her career. Wrigley hit .400 (6-for-15) with nine runs scored, two doubles a pair of home runs and seven RBI to lead Southeast Missouri to a 5-1 record last week. Wrigley hit her first home run of the season at Kansas City (Mar. 15), where she went 2-for-4 with three runs and two RBI. She also recorded two hits and two RBI vs. Tennessee State (Mar. 20), and hit her other home run, a three-run shot, vs. the Tigers. Additionally, Wrigley hit a leadoff double and scored the tying run in the top of the seventh inning during SEMO's come-from-behind win over Iowa (Mar. 15). SIU Edwardsville's Grace Lueke (Co-Player), Eastern Illinois' Alexa Remeier (Co-Pitcher) and Murray State's Hannah James (Co-Pitcher) rounded out the week's winners.

Home Run Update

Southeast Missouri hit 27 home runs in 26 Ohio Valley Conference games this year. SEMO hit nine home runs alone during its sweep of Tennessee State (Mar. 19-20). The Redhawks closed out the series with a season-best five round-trippers in the finale. SEMO unloaded to hit four home runs in the second inning to blow by the Tigers, 11-3, in game three. The Redhawks now have 36 home runs through 49 games this year.

Holman Tosses Shutout

Paytience Holman threw her first shutout of the season when she went the distance in a 6-0 victory over Tennessee State (Mar. 20). Holman recorded a season-high eight strikeouts and allowed five hits. She also did not give up a walk in her seven-inning gem. Holman tossed two shutouts this year.

Two-Home Run Games

Paige Halliwill and Kat Sackett, who were teammates at Marshall University before transferring to Southeast Missouri, each hit two home runs on the same day. In the Redhawks doubleheader sweep of Tennessee State (Mar. 20), Halliwill hit two bombs in game two and Sackett did the same prior to that in game one. Kaylee Anderson became the third Redhawk to hit two homers in a game when she had a pair of grand slams vs. Morehead

State (Apr. 3). Anderson (10), Halliwill (7) and Sackett (2) combined for 19 of Southeast Missouri's 29 round-trippers this season.

Power Five Win

Down 3-2 in the top of the seventh inning, Kynzie Wrigley hit a leadoff double to rally Southeast Missouri to its come-from-behind win over Big Ten Conference member Iowa (Mar. 15). After Kaylee Anderson walked, Tori Bradley doubled down the left field line and Wrigley scored the tying run. After a pitching change, Anderson touched home on a wild pitch for the winning run. SEMO beat a Big Ten opponent for the first time in 21 years. Its last win over a Big Ten school was in 2001 (vs. Indiana).

Pena Hits First Career Home Run

Infielder Chelsy Pena hit her first career home run as part of Southeast Missouri's four-home run second inning vs. Tennessee State (Mar. 20). Pena has played in a total of 127 games during her Redhawk career.

Grand Slamboree

Southeast Missouri has hit three grand slams this 2022 season. Center fielder Paige Halliwill hit her first career grand slam vs. Missouri State (Mar. 13). Kaylee Anderson then hit a grand slam in consecutive at-bats against Morehead State (Apr. 3).

800th NCAA Division I Win

Southeast Missouri picked up its 800th win as an NCAA Division I program when it beat Kansas City, 7-1, on Mar. 15. SEMO first moved to the Division I ranks in 1991-92. The Redhawks are 817-739-2 all-time as an NCAA Division I program.

Every Game Starters

Kaylee Anderson and Paige Halliwill have started all 49 games for Southeast Missouri this season. Anderson made 48 starts in right field and one as designated hitter. Halliwill started every game in center field.

Redhawks Win Purple & Gold Challenge

Southeast Missouri won the Lipscomb Purple & Gold Challenge with a 4-1 record last week. Southeast Missouri beat Charleston, 5-4, 3-2, defeated tournament host Lipscomb, 7-1, and



took care of Dayton, 10-6. It was SEMO's first tournament win of the season.

Tournament Play Wrap

The Redhawks went 9-9 in tournament play this season. Southeast Missouri went 0-3 at the Jayhawk Invitational (Mar. 13-14), 3-2 at the Lion Classic (Feb. 11-13) in Hammond, Louisiana, 2-3 at the Hilltopper Classic (Feb. 18-20) in Bowling Green, Kentucky and 4-1 at the Purple & Gold Challenge (Mar. 4-6) in Nashville, Tennessee. SEMO won the Purple & Gold Challenge.

Touch 'Em All Wrigley

Kynzie Wrigley became the fifth Redhawk to hit a home run this season when she smashed her first round-tripper at Kansas City (Mar. 15). The homer marked the third of Wrigley's career. Kaylee Anderson, Aubrie Shore, Alyson Tucker and Paige Halliwell also homered for Southeast Missouri this year.

Holman Returns

Right-hander Paytience Holman returned from injury at the Purple & Gold Challenge (Mar. 4-6). Holman went 1-1 with a 1.05 ERA and one save in three appearances and two starts. She struck out nine in 13.1 innings, allowing just two earned runs. Holman threw a complete game victory with four strikeouts in her first start of the season at Lipscomb (Mar. 4).

Midweek Games

Southeast Missouri finished with a 4-3 record in midweek games this season. SEMO beat Kansas City (7-1) and Iowa (4-3) on Mar. 15, and fell to Ole Miss (7-4) on Mar. 2, and #6 Arkansas (9-1, 14-0) on Apr. 12. The Redhawks then swept UT Martin (4-3, 5-4) in a doubleheader on Apr. 27. All but two of those games were away from home.

Rook Throws No-Hitter

Rachel Rook threw a no-hitter and struck out 12 to lead Southeast Missouri to a 6-0 win over Central Michigan (Feb. 18). At the time, Rook tossed the ninth non-combined no-hitter in NCAA Division I softball this season. She retired 20-straight prior to Shannon Stein's two-out walk in the top of the seventh inning. Stein was CMU's only baserunner of the game as Rook was perfect through 6.2 frames. She recorded the second-no-hitter of her career and first seven-inning no-hitter as a Redhawk.

OVC Pitcher of the Week

Rachel Rook was voted Ohio Valley Conference Pitcher of the Week on Feb. 21. A native of Republic, Missouri, Rook threw a no-hitter with 12 strikeouts in Southeast Missouri's win over Central Michigan (Feb. 18). She tossed two complete games and struck out 25 in 19 innings en route to going 2-1 at the Western Kentucky Hilltopper Classic (Feb. 18-20).

Over 10 Strikeouts

Rachel Rook had double-digit strikeouts in five of her starts this season. Rook matched a career-high 15 vs. Nicholls (Feb. 13). She also had 12 strikeouts against both Alabama A&M (Feb. 11) and Central Michigan (Feb. 18), and 13 vs. Tennessee State (Mar. 19). Rook is second in the Ohio Valley Conference with 184 strikeouts through 34 appearances and 19 starts.

Roster Talk

Southeast Missouri has a 22-member roster predominantly full of underclassmen, including nine sophomores and eight freshmen. The Redhawks also have five returning position starters and two starting pitchers. Additionally, SEMO has a pair of veteran fifth-year seniors in reigning Ohio Valley Conference Pitcher of the Year Rachel Rook and outfielder Kaylee Anderson, the Redhawks second-leading home run hitter last season.

OVC Preseason-Favorite

The reigning back-to-back Ohio Valley Conference Champion softball team is the preseason favorite in the 2022 Ohio Valley Conference Preseason Poll. SEMO garnered 16 of the possible 20 first-place votes and accumulated 157 points in the overall voting by OVC Head Coaches and Communication Directors. Austin Peay (140 pts.), Murray State (121 pts.), Eastern Illinois (107 pts.) and UT Martin (107 pts.) rounded out the top five. SIU Edwardsville (82 pts.), Tennessee Tech (69 pts.), Belmont (63 pts.), Tennessee State (33 pts.) and Morehead State (21 pts.). SEMO is coming off a season where it went 30-17 overall en route to winning its second-straight and seventh overall OVC regular-season title. The Redhawks finished with a 23-6 record in league play with their 23 conference victories marking the most in program history. In the last two-plus seasons, SEMO put together

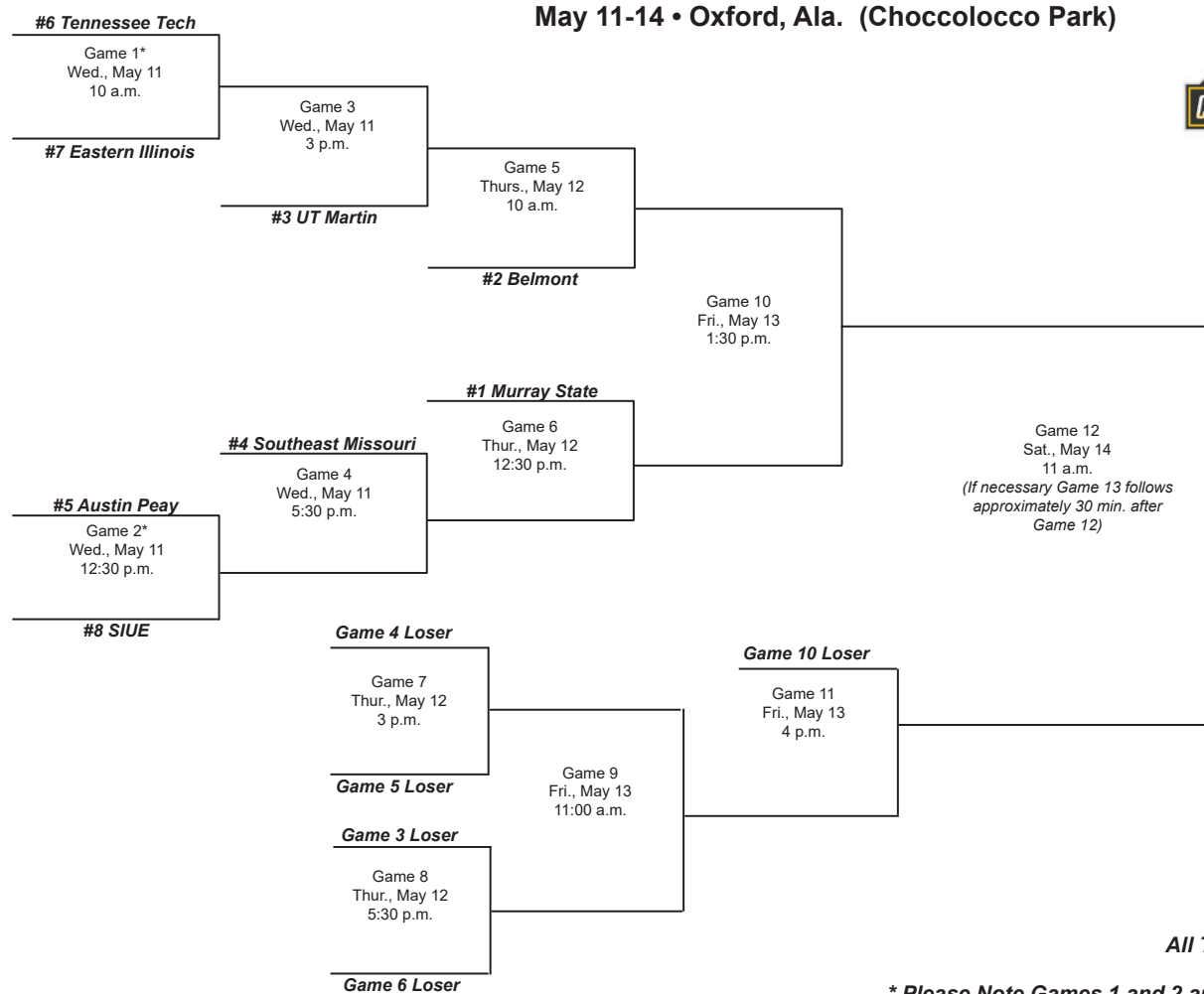
an overall record of 121-60 and 55-18 mark in OVC play. Mark Redburn picked up his second OVC Coach of the Year accolade and Rachel Rook became only the second SEMO player in program history to win the league's coveted Pitcher of the Year honor. Rook returns for her final season in a Redhawk uniform after leading the OVC in wins (20), innings (163), strikeouts (196), shutouts (7) and opposing batting average (.191).

Team 46

The 2022 campaign is the 46th season of Southeast Missouri softball. SEMO's softball program has an all-time record of 1,177-862-3. The Redhawks are 817-739-2 all-time since moving to the NCAA Division I ranks in 1992. SEMO has accumulated eighteen 30-win seasons, two 40-win campaigns, seven Ohio Valley Conference regular-season titles, six OVC Tournament crowns and two NCAA Tournament berths in its program history.

30-Win Seasons

Southeast Missouri registered over 30 wins in each of its last three complete seasons. The Redhawks went 30-17 en route to winning their second-straight Ohio Valley Conference regular-season title in 2021 and finished with a 33-20 record and fourth-place finish in the OVC in 2018. In 2019, SEMO set a program record in wins when it went 46-18 overall and won the OVC regular-season and tournament titles. The Redhawks also made the NCAA Tournament that year. SEMO has a total of 18 seasons with 30 or more wins in its program history.

**2022 Ohio Valley Conference Softball Championship Bracket**
May 11-14 • Oxford, Ala. (Choccolocco Park)*All Times Central*** Please Note Games 1 and 2 are single elimination***OVC Tournament Career Statistics**

No.	Name	Avg.	GP-GS	AB	R	H	2B	3B	HR	RBI	TB	SLG%	BB	HBP	SO	GDP	OB%	SF	SH	SB-ATT	PO	A	E	FLD%
14	Kaylee Anderson	.333	12-10	30	7	10	2	0	3	10	21	.700	2	0	2	0	.375	0	1	0-0	5	1	0	1.000
7	Karsyn Davis	.375	4-3	8	1	3	0	0	1	2	6	.750	1	0	2	0	.444	0	0	0-0	23	0	0	1.000
17	Kelby Robinson	.200	3-1	5	1	1	0	0	0	1	1	.200	0	0	2	0	.200	0	0	0-0	0	0	0	.000
24	Kynzie Wrigley	.083	4-4	12	1	1	1	0	0	2	2	.167	2	0	1	0	.214	0	0	0-0	6	4	0	1.000
16	Abigail Rickermann	.000	2-0	2	0	0	0	0	0	0	0	.000	0	0	1	0	.000	0	0	0-0	0	0	0	.000
21	Chelsy Pena	.000	4-1	3	0	0	0	0	0	0	0	.000	0	0	1	0	.000	0	0	0-0	6	0	0	1.000

No.	Name	ERA	W-L	APP	GS	CG	SHO/CBO	SV	IP	H	R	ER	BB	SO	2B	3B	HR	AB	B/Avg.	WP	HBP	BK	SFA	SHA
19	Paytience Holman	1.91	0-1	2	1	1	0/0	1	7.1	3	2	2	0	3	0	0	1	26	.115	0	1	0	0	0
6	Marisa Davis	0.00	0-0	1	0	0	0/0	0	1.2	0	0	0	0	2	0	0	0	5	.000	0	1	0	0	0
9	Rachel Rook	3.06	3-3	9	6	1	0/0	0	32.0	27	19	14	13	32	3	0	8	119	.227	2	6	0	1	4
14	Kaylee Anderson	7.64	0-0	4	0	0	0/1	0	3.2	4	5	4	2	3	0	0	1	17	.235	0	1	0	0	0



OVC Tournament Appearances

1994 (at Austin Peay)*

#3 SE Missouri 3, #6 Austin Peay 0
#3 SE Missouri 12, #7 Morehead State 0
#3 SE Missouri 9, #5 Eastern Kentucky 2
#3 SE Missouri 3, #2 Middle Tennessee 2

1995 (at Eastern Kentucky)

#1 SE Missouri - bye
#1 SE Missouri 3, #4 Eastern Kentucky 2
#2 Tennessee Tech 8, #1 SE Missouri 2
#4 Eastern Kentucky 2, #1 SE Missouri 0

1996 (at Middle Tennessee)*

#1 SE Missouri 8, #8 Tennessee State 0
#1 SE Missouri 1, #4 UT Martin 0
#1 SE Missouri 3, #2 Middle Tennessee 1
#5 Tennessee Tech 4, #1 SE Missouri 3
#1 SE Missouri 5, #5 Tennessee Tech 1

1997 (at Morehead State)*

#1 SE Missouri 2, #8 Austin Peay 1
#1 SE Missouri 2, #4 UT Martin 1
#1 SE Missouri 2, #2 Tennessee Tech 0
#3 Eastern Illinois 5, #1 SE Missouri 1
#1 SE Missouri 12, #3 Eastern Illinois 2

1998 (at Southeast Missouri)*

#1 SE Missouri 8, #8 Austin Peay 2
#1 SE Missouri 8, #5 Tennessee Tech 2
#1 SE Missouri 3, #6 Eastern Illinois 2
#6 Eastern Illinois 2, #1 SE Missouri 1
#1 SE Missouri 13, #6 Eastern Illinois 4

1999 (at UT Martin)*

#1 SE Missouri 5, #8 UT Martin 0
#1 SE Missouri 5, #4 Tennessee Tech 2
#1 SE Missouri 9, #2 Middle Tennessee 0
#1 SE Missouri 7, #5 Eastern Illinois 1

2000 (at Middle Tennessee)

#3 SE Missouri 4, #6 Morehead State 3
#3 SE Missouri 3, #2 Eastern Illinois 2
#1 Middle Tennessee 3, #3 SE Missouri 1
#3 SE Missouri 2, #4 Tennessee Tech 1
#1 Middle Tennessee 3, #3 SE Missouri 1

2001 (at Tennessee Tech)

#3 Eastern Kentucky 2, #2 SE Missouri 0
#2 SE Missouri 1, #5 Tennessee State 0
#4 Eastern Illinois 1, #2 SE Missouri 0

2002 (at Eastern Kentucky)

#5 SE Missouri 5, #4 Austin Peay 3
#1 Eastern Kentucky 7, #5 SE Missouri 0
#3 UT Martin 5, #5 SE Missouri 1

2003 (at Tennessee Tech)

#4 SE Missouri 5, #5 Austin Peay 4
#1 Tennessee Tech 4, #4 SE Missouri 0
#4 SE Missouri 4, #3 UT Martin 3
#4 SE Missouri 4, #6 Eastern Illinois 2
#2 Eastern Kentucky 7, #4 SE Missouri 2

2004 (at Eastern Kentucky)

#6 SE Missouri 3, #3 Tennessee Tech 0
#2 UT Martin 9, #6 SE Missouri 6
#5 Jacksonville State 5, #6 SE Missouri 4

2005 (at Jacksonville State)

#4 UT Martin 3, #5 SE Missouri 2
#5 SE Missouri 6, #3 Samford 5 (11 inn.)
#5 SE Missouri 4, #4 UT Martin 1
#1 Jacksonville State 6, #5 SE Missouri 4

2006 (at Tennessee Tech)

#5 SE Missouri 3, #4 UT Martin 0
#1 Tennessee Tech 8, #5 SE Missouri 0
#6 Eastern Kentucky 3, #5 SE Missouri 0

2009 (at Jacksonville State)

#2 SE Missouri 1, #3 Morehead State 0
#2 SE Missouri 7, #5 Tennessee Tech 1
#4 UT Martin 3, #2 SE Missouri 2 (8 inn.)
#4 UT Martin 4, #2 SE Missouri 1

2011 (at Eastern Illinois)

#5 SE Missouri 4, #4 SIU Edwardsville 3 (8 inn.)
#5 SE Missouri 4, #1 Eastern Illinois 0
#2 Jacksonville State 4, #5 SE Missouri 0
#5 SE Missouri 9, #1 Eastern Illinois 1
#5 SE Missouri 3, #2 Jacksonville State 2
#2 Jacksonville State 9, #5 SE Missouri 5

2015 (at SIU Edwardsville)

#2 Jacksonville State 21, #7 SE Missouri 0
#6 Eastern Illinois 10, #7 SE Missouri 9 (12 inn.)

2018 (at Oxford, Ala.)

#5 SIU Edwardsville 5, #4 SE Missouri 4
#8 Morehead State 4, #4 SE Missouri 1

2019 (at Oxford, Ala.)*

#1 SE Missouri 6, #5 Eastern Kentucky 0
#2 Jacksonville State 4, #1 SE Missouri 3
#1 SE Missouri 11, #5 Eastern Kentucky 8
#1 SE Missouri 8, #2 Jacksonville State 2
#1 SE Missouri 6, #2 Jacksonville State 5

2021 (at Oxford, Ala.)

#1 SE Missouri 11, #4 Jacksonville State 2
#2 Eastern Kentucky 2, #1 SE Missouri 1
#1 SE Missouri 4, #4 Jacksonville State 3 (8 inn.)
#2 Eastern Kentucky 5, #1 SE Missouri 4

* OVC Tournament Champion

NCAA Tournament Appearances

1986 NCAA Division II Tournament

South Regional - Huntsville, Texas
Stephen F. Austin 2, SE Missouri 0
Sam Houston State 3, SE Missouri 0

1987 NCAA Division II Tournament

Central Regional - Warrensburg, Mo.
SE Missouri 4, Central Missouri State, 2
Florida Southern 2, SE Missouri 0
Florida Southern 3, SE Missouri 0

1989 NCAA Division II Tournament

South Regional - Lakeland, Fla.
SE Missouri 2, Barry 1 (9 inn.)
Florida Southern 4, SE Missouri 0
SE Missouri 5, Missouri-St. Louis 2
Florida Southern 4, SE Missouri 1

1991 NCAA Division II Tournament

South Regional - Lakeland, Fla.
SE Missouri 1, Florida Southern 0
SE Missouri 3, Central Missouri 1
SE Missouri 3, Florida Southern 1
Finals - Midland, Mich.
Portland State 3, SE Missouri 2
Bloomsburg 9, SE Missouri 4

* - Regional Champs; Final Four;
National Fourth-Place

1999 NCAA Division I Tournament

No. 2 Regional - Tucson, Ariz.
Kansas 5, SE Missouri 1
SE Missouri 2, East Carolina 1
Kansas 3, SE Missouri 1 (11 inn.)

2019 NCAA Division I Tournament

Regional - Oxford, Miss.
#7 Louisiana 3, SE Missouri 2
SE Missouri 2, Chattanooga 1
#17 Ole Miss 10, SE Missouri 0 (5 inn.)



SOUTHEAST MISSOURI SOFTBALL NOTES // OVC TOURNAMENT

Numerical

No.	Name	Pos.	Ht.	B/T	Cl.	Hometown (High School/College)
1	Jillian Anderson	OF	5-4	L/L	So.	Rochester, Ill. (Rochester)
2	Paige Halliwill	OF	5-7	L/L	So.	Mogadore, Ohio (Mogadore/Marshall)
3	Kimmy Fleming	OF	5-7	L/R	So.	Park Hills, Mo. (Central)
4	Alyson Tucker	INF	5-5	R/R	Jr.	Farmington, Mo. (Farmington/Jefferson College)
5	Kyleigh Grisham	INF	5-7	R/R	R-Fr.	Eureka, Mo. (Eureka)
6	Marisa Davis	P	5-4	L/L	Jr.	Kansas City, Mo. (Lee's Summit North)
7	Karsyn Davis	C	5-11	R/R	So.	Harrisburg, Ill. (Harrisburg)
8	Sydney Melton	C	5-8	R/R	Fr.	Eddyville, Ky. (Lyon County)
9	Rachel Rook	P	5-11	R/R	Sr.	Republic, Mo. (Republic)
10	Tatum Gerwitz	OF	5-9	L/R	Fr.	O'Fallon, Mo. (Fort Zumwalt West)
11	Tori Bradley	C	5-7	L/R	Fr.	Blue Springs, Mo. (Blue Springs South)
12	Emma Rote	P/UT	6-0	R/R	Fr.	Broken Arrow, Okla. (Broken Arrow)
14	Kaylee Anderson	OF/P	5-7	R/R	Sr.	Warrenton, Mo. (Warrenton)
15	Delaney Kell	P	5-6	R/R	Fr.	Salem, Ill. (Salem)
16	Abigail Rickermann	INF	5-6	L/R	So.	Festus, Mo. (Festus)
17	Kelby Robinson	OF	5-6	L/R	So.	Wentzville, Mo. (Holt)
18	Sydney Dennis	INF	5-5	L/R	Fr.	Eureka, Mo. (Eureka)
19	Paytience Holman	P	5-8	R/R	So.	Mexico, Mo. (Mexico)
20	Kat Sackett	C	6-0	L/L	So.	Erie, Colo. (Erie/Marshall)
21	Chelsy Pena	C	5-6	R/R	Jr.	Columbia, Ill. (Columbia)
24	Kynzie Wrigley	INF	5-3	L/R	So.	Mt. Zion, Ill. (Mt. Zion)
26	Aubrie Shore	INF	5-6	R/R	Fr.	Mahomet, Ill. (Mahomet-Seymour)

Alphabetical

No.	Name	Pos.	Ht.	B/T	Cl.	Hometown (High School/College)
1	Jillian Anderson	OF	5-4	L/L	So.	Rochester, Ill. (Rochester)
14	Kaylee Anderson	OF/P	5-7	R/R	Sr.	Warrenton, Mo. (Warrenton)
11	Tori Bradley	C	5-7	L/R	Fr.	Blue Springs, Mo. (Blue Springs South)
7	Karsyn Davis	C	5-11	R/R	So.	Harrisburg, Ill. (Harrisburg)
6	Marisa Davis	P	5-4	L/L	Jr.	Kansas City, Mo. (Lee's Summit North)
18	Sydney Dennis	INF	5-5	L/R	Fr.	Eureka, Mo. (Eureka)
3	Kimmy Fleming	OF	5-7	L/R	So.	Park Hills, Mo. (Central)
10	Tatum Gerwitz	OF	5-9	L/R	Fr.	O'Fallon, Mo. (Fort Zumwalt West)
5	Kyleigh Grisham	INF	5-7	R/R	R-Fr.	Eureka, Mo. (Eureka)
2	Paige Halliwill	OF	5-7	L/L	So.	Mogadore, Ohio (Mogadore/Marshall)
19	Paytience Holman	P	5-8	R/R	So.	Mexico, Mo. (Mexico)
15	Delaney Kell	P	5-6	R/R	Fr.	Salem, Ill. (Salem)
8	Sydney Melton	C	5-8	R/R	Fr.	Eddyville, Ky. (Lyon County)
21	Chelsy Pena	C	5-6	R/R	Jr.	Columbia, Ill. (Columbia)
16	Abigail Rickermann	INF	5-6	L/R	So.	Festus, Mo. (Festus)
17	Kelby Robinson	OF	5-6	L/R	So.	Wentzville, Mo. (Holt)
9	Rachel Rook	P	5-11	R/R	Sr.	Republic, Mo. (Republic)
12	Emma Rote	P/UT	6-0	R/R	Fr.	Broken Arrow, Okla. (Broken Arrow)
20	Kat Sackett	C	6-0	L/L	So.	Erie, Colo. (Erie/Marshall)
26	Aubrie Shore	INF	5-6	R/R	Fr.	Mahomet, Ill. (Mahomet-Seymour)
4	Alyson Tucker	INF	5-5	R/R	Jr.	Farmington, Mo. (Farmington/Jefferson College)
24	Kynzie Wrigley	INF	5-3	L/R	So.	Mt. Zion, Ill. (Mt. Zion)

Head Coach: Mark Redburn (Eighth Year/Missouri-St. Louis, 1993)

Assistant Coaches: Kristen Jones (Seventh Year/Augusta State, 2012); Matthew Guemmer (Third Year, Missouri, 2013)

Volunteer Assistant Coach: Ashley Ellis

Student Manager: Addison McMahan

Roster Breakdown

Total Squad Members	22
Seniors	2
Juniors	3
Sophomores	9
Freshmen	8

Pronunciation Guide

Tatum Gerwitz	GURR-witz
Emma Rote	Wrote

Geographical Breakdown

Colorado	1
Kat Sackett	
Illinois	6
Jillian Anderson, Karsyn Davis, Delaney Kell, Chelsy Pena, Aubrie Shore, Kynzie Wrigley	
Kentucky	1
Sydney Melton	
Missouri	12
Kaylee Anderson, Tori Bradley, Marisa Davis, Sydney Dennis, Kimmy Fleming, Tatum Gerwitz, Kyleigh Grisham, Paytience Holman, Abigail Rickermann, Kelby Robinson, Rachel Rook, Alyson Tucker	
Ohio	1
Paige Halliwill	
Oklahoma	1
Emma Rote	



SOUTHEAST MISSOURI SOFTBALL NOTES // OVC TOURNAMENT



1

Jillian Anderson
OF / 5-4 / So. / L/L
Rochester, Ill.



2

Paige Halliwill
OF / 5-7 / So. / L/L
Edwardsville, Ill.



3

Kimmy Fleming
OF / 5-7 / So. / L/R
Park Hills, Mo.



4

Alyson Tucker
INF / 5-5 / Jr. / R/R
Farmington, Mo.



5

Kileigh Grisham
INF / 5-7 / R-Fr. / R/R
Eureka, Mo.



6

Marisa Davis
P / 5-4 / Jr. / L/L
Kansas City, Mo.



7

Karsyn Davis
C / 5-11 / So. / R/R
Harrisburg, Ill.



8

Sydney Melton
C / 5-8 / Fr. / R/R
Eddyville, Ky.



9

Rachel Rook
P / 5-11 / Sr. / R/R
Republic, Mo.



10

Tatum Gerwitz
OF / 5-9 / Fr. / L/R
O'Fallon, Mo.



11

Tori Bradley
C / 5-7 / Fr. / L/R
Blue Springs, Mo.



12

Emma Rote
P/UT / 6-0 / Fr. / R/R
Broken Arrow, Okla.



14

Kaylee Anderson
OF/P / 5-7 / Sr. / R/R
Warrenton, Mo.



15

Delaney Kell
P / 5-8 / Fr. / R/R
Salem, Ill.



16

Abigail Rickermann
INF / 5-6 / So. / L/R
Festus, Mo.



17

Kelby Robinson
OF / 5-6 / So. / L/R
Wentzville, Mo.



18

Sydney Dennis
INF / 5-5 / Fr. / L/R
Eureka, Mo.



19

Paytience Holman
P / 5-8 / So. / R/R
Mexico, Mo.



20

Kat Sackett
C / 6-0 / So. / L/L
Erie, Colo.



21

Chelsy Pena
C / 5-6 / Jr. / R/R
Columbia, Ill.



24

Kynzie Wrigley
INF / 5-3 / So. / L/R
Mt. Zion, Ill.



26


Aubrie Shore
INF / 5-6 / Fr. / R/R
Mahomet, Ill.



Mark Redburn
Head Coach
Seventh Year



Kristen Jones
Assistant Coach
Sixth Year




Matthew Guemmer
Assistant Coach
Second Year



Ashley Ellis
Volunteer Assistant
Coach



Addison McMahan
Student Manager



Michael Hair
Athletic Trainer



MARK REDBURN

HEAD COACH

Mark Redburn enters his eighth year at Southeast Missouri which is coming off back-to-back Ohio Valley Conference regular-season titles and one OVC Tournament crown since 2019.

In the last two plus seasons, the Redhawks put together an overall record of 121-60 and 55-18 mark in OVC play. In seven years with Redburn at the helm, SEMO has produced one NFCA All-American, seven NFCA All-Region selections, 16 All-OVC picks, one OVC Player of the Year, one OVC Pitcher of the Year, one OVC Tournament Most Valuable Player and two CoSIDA Academic All-Americans.

Last year, Redburn guided the Redhawks to their third 30-win campaign in four seasons. SEMO finished 30-17 overall and registered a program

record 23 OVC wins en route to its second-straight regular-season conference title. The Redhawks headed into the OVC Tournament as the No. 1 seed and ended the year with a pair of one-run losses to Eastern Kentucky.

SEMO led the league in on-base percentage (.369), opposing batting average (.213), strikeouts looking (69), saves (8), fewest hits allowed (247), fewest runs allowed (139) and fewest earned runs allowed (121).

All of the Redhawks success during the 2021 campaign culminated with Redburn claiming his second-straight OVC Coach of the Year honor. Additionally, Rachel Rook was tabbed OVC Pitcher of the Year becoming only the second player in program history to win the coveted award.

Offensively, SEMO outscored its opponents by a +100 (165-65) margin in conference games. The Redhawks' 165 runs were the most scored by any OVC team in conference play.

The year before in 2020, SEMO was off to a great start and had all the makings for a big season, but a global COVID-19 pandemic abruptly shut things down only 17 games in.

The Redhawks won nine in a row and posted a 9-1 record in their first 10 games of the season. SEMO finished with an overall record of 12-5 and did not get a chance to play any OVC games when play was cancelled.

Although the 2020 season lasted just 23 days (Feb. 14-Mar. 8), the Redhawks accomplished a lot in a short amount of time.

SEMO led the OVC in slugging percentage (.528), on-base

percentage (.411), triples (14), stolen bases (41), hits allowed (84) and earned runs allowed (40). The Redhawks also rated second in the league in batting average (.310), home runs (19), opposing batting average (.204), runs allowed (51), stolen bases per game (2.4) and triples per game (0.8).

Nationally, SEMO was among the top 25 in triples per game (2nd), stolen bases per game (8th, 2.4), scoring (16th, 6.7), slugging percentage (21st) and on-base percentage (24th).

Individually, Rachel Anderson led the OVC in batting average (.480), slugging percentage (.880), on-base percentage (.541) and triples (5) following a season that culminated with her winning the league's Player of the Year honor. Anderson, who didn't strike out all year, capped her 2020 campaign as



only the sixth player in program history to claim First-Team CoSIDA Academic All-America accolades.

Pitcher Rachel Rook was atop the OVC in earned run average (0.70) and opposing batting average (.119), while Ashley Ellis ended the year as the league's leader in home runs (8).

Redburn guided SEMO to its first OVC regular-season and tournament championship, and NCAA Regional appearance in 20 years the year before that in 2019.

What a year 2019 was for SEMO which set an all-time program record with 46 wins, the only 40-win season in the school's entire NCAA Division I era. The Redhawks went 46-18 overall and 17-5 in the OVC before going 1-2 at the NCAA Regional in Oxford, Mississippi.

SEMO had so much to celebrate over the course of its magical 2019 campaign.

Redburn and his staff were honored as the National Fastpitch Coaches Association (NFCA) Mid-east Region Coaching Staff of the Year. For Redburn himself, he was voted OVC Coach of the Year for the first time in his career.

Four players earned All-OVC honors, three claimed NFCA All-Region accolades and one garnered NFCA All-America distinction. Outfielder Rachel Anderson became SEMO's first All-American in 28 years and the program's first All-American in the NCAA Division I tenure. TEAM 43 was also recognized by the NFCA for achieving the fourth highest grade point average among all NCAA Division I schools. SEMO

recorded a team GPA of 3.678 with 17 players securing NFCA All-America Scholar-Athlete honors.

Redburn certainly has the Redhawks trending in the right direction as his teams averaged nearly 40 wins (39.5) in the last two seasons alone. SEMO put together a 79-38 (.678) record and went 32-12 (.727) in conference play over that span.

Statistically, SEMO's 2019 team broke a total of 17 single-season records in slugging percentage (.510), on-base percentage (.382), game played (64), runs (363), hits (501), home runs (74), RBI (318), total bases (850), walks (180), stolen bases (89), stolen base attempts (117), wins (46), saves (11), batters struck out (331), batters struck out looking (90), innings pitched (414) and putouts (1242).

In 19 years as an NCAA Division I head coach, Division I assistant coach and National Junior College Athletic Association (NJCAA) head coach, Redburn has made 13 postseason appearances which include one NCAA Women's College World Series, two NCAA Super-Regionals, four NCAA Regionals and two NJCAA National Tournaments.

In 2018, the Redhawks finished at 33-20 overall and fourth in the OVC with a 15-7 mark. SEMO locked down its first winning campaign in seven years.

The Redhawks heated up to win 11 of their final 14 regular-season games and advanced to the eight-team OVC Tournament.

SEMO's 2018 club finished with a 74 RPI among the nation's

296 NCAA Division I softball teams, quite a jump from its 173 ranking in 2017. The Redhawks collected eight doubleheader sweeps along the way.

Defensively, SEMO improved tremendously. After ranking eighth in the OVC in fielding percentage a year ago, the Redhawks were the league's second-best fielding team in 2018. SEMO had 43 errors and committed 16 less than it did in 2017. The Redhawks went error free in 25 games equating to 47 percent of their entire season.

The year before that, SEMO finished the 2017 campaign among the school's top single-season leaders in slugging percentage (6th, .427), on-base percentage (5th, .356), triples (4th, 21), home runs (9th, 31), total bases (9th, 567), stolen bases (2nd, 65), stolen base attempts (1st, 88), opponent batting average (7th, .282), strikeouts/7 innings (7th, 4.17), strikeouts (10th, 194), strikeouts looking (3rd, 61) fewest doubles allowed (8th, 49), fielding percentage (8th, .960), fewest errors (7th, 59) and fewest stolen bases against (3rd, 38).

Redburn picked up his 200th career victory when SEMO beat Austin Peay, 7-4, on Apr. 30, 2016. His 2016 club



■ The Redburn File

Experience:
20th Year (Eighth at SEMO)

Hometown:
St. Charles, Mo.

Birthdate:
April 19, 1967

Alma Mater:
Missouri-St. Louis, 1993

Education:
B.S. Special Education (Missouri-St. Louis)
Master's Higher Education in Athletics/
Activities Administration (William Woods)

Date Hired:
June 26, 2014

Family:
Wife - Tracy
Children - Joe, Jack

Coaching Experience:
St. Charles CC, Head Coach, 2002-04
Jefferson College, Head Coach 2005-06
Missouri, Assistant Coach, 2007-09
Evansville, Head Coach, 2010-14
Southeast Missouri, Head Coach, 2015-pr.



SOUTHEAST MISSOURI SOFTBALL NOTES // OVC TOURNAMENT

ranked among the school's top-10 teams in doubles (6th, 69), stolen bases (3rd, 58), walks (8th, 138), home runs (6th, 35) and slugging percentage (6th, .412).

In his first season, Redburn led the Redhawks to an overall record of 19-27 and 12-12 in OVC play during 2015. His 19 victories came after SEMO won no more than 15 games in each of the previous two seasons. Redburn's first club at Southeast also had 12 OVC wins, a +9 increase from the 2014 campaign. In addition, the Redhawks made the OVC Tournament, snapping a streak of three years where they missed the event.

Not only did Redburn earn his 100th career NCAA Division I win in his inaugural season with the Redhawks, but he coached three All-OVC selections and one NFCA All-Region honoree.

Statistically, SEMO finished among the top-five OVC teams in batting average (3rd), slugging percentage (5th), on-base percentage (5th) and hits (5th). The 2015 Redhawks also broke two single-season records with Kayla Fortner in home runs and single-game mark and set a single-game school record with six home runs, as well.

Academically, the Redhawks accumulated a 3.35 grade point average during the 2014-15 academic year as a total of nine players earned NFCA All-America Scholar-Athlete status for achieving a 3.5 or higher GPA.

Redburn coached a total of four first-team All-OVC selections, three second-

team All-OVC picks, one OVC Freshman of the Year, three NFCA All-Region honorees and three OVC All-Newcomer selections in his first four years as SEMO's head coach.

The fourth head coach in Redhawk softball history, Redburn won 90 games in five years as head coach at the University of Evansville before accepting the job at Southeast on June 26, 2014.

In 2014, Redburn coached a UE team with five starters that were underclassmen, including four freshmen and one sophomore. The Purple Aces achieved their highest batting average since 2007. Additionally, UE had a freshman lead the team in stolen bases and home runs.

Despite a season that allowed 53 games, the 2013 team had its best season in Redburn's five years at UE. Entering the Missouri Valley Conference Tournament as the No. 7 seed, the Purple Aces beat the No. 6, No. 3 and No. 2 seeds to make their first MVC Championship appearance since 2003. UE finished second with three players garnering All-Tournament team honors.

The 2013 campaign resulted in the most overall wins in a season since 2008 and the best regular-season and conference tournament finish since Redburn's arrival. UE continued its aggressive baserunning with 89 stolen bases, ranking second in the MVC. The pitching staff also rated fourth in the conference.

Redburn's 2012 club saw improvement as well, winning

more games than it had the previous season. The Purple Aces stole 79 bases and had two all-conference and one National Fastpitch Coaches Association All-Region selection that year. In 2011, Redburn exposed a young and inexperienced team to some of the top programs in the nation as UE played one of its most difficult schedules. Tennessee, Georgia Tech, Missouri, Ohio State, Texas Tech, South Alabama and Chattanooga were among the stiff competition.

Redburn quickly started to transform the UE program during his first year in 2010. The Purple Aces secured a berth in the MVC Tournament after winning 10 conference games. UE led the MVC with 31 doubles and hit 36 home runs, while producing two all-conference picks.

Academically, Redburn's teams consistently enjoyed success. In fact, each of his last four UE teams accumulated a 3.1 or higher grade point average. He had several student-athletes obtain over a 3.5 GPA and earn academic recognition along the way.

Prior to UE, Redburn spent three years as an assistant coach at the University of Missouri working primarily with the pitchers and catchers, and serving as recruiting coordinator.

He was part of a coaching staff that compiled an overall record of 137-53. The Tigers registered a school record for victories (50), won the Big 12 Conference Tournament, won their Regional and defeated host

UCLA in the Super Regional to advance to the College World Series in 2009. Overall, Redburn coached four all-conference pitchers, including USA National Team Pitcher Chelsea Thomas at Missouri.

Redburn began his collegiate coaching career as head coach at St. Charles (Mo.) Community College from 2001-04. He led the 2003 team to its first Region 16 championship and a seventh-place finish at the National Junior College Athletic Association Division I National Tournament. His 2004 squad set a school record with 33 victories.

Following his stay at St. Charles CC, Redburn spent two seasons as head coach of the new softball program at Jefferson College. In the program's first year of competition, 2006, he led Jefferson to a 49-16 record, Region 16 championship and ninth-place finish at the NJCAA Division I National Tournament. Redburn was honored as the Midwest Community College Athletic Conference Coach of the Year following that season.

A native of St. Charles, Missouri, Redburn graduated from the University of Missouri-St. Louis in 1993 and received his master's degree in Athletics/Activities Administration from William Woods University.

He and his wife, Tracy, have two sons, Joe and Jack.



Redburn's Year-by-Year Records

Year	School	Assignment	Record	Conference Finish	Postseason
2002	St. Charles CC	Head Coach	16-21	3rd	Region XVI Runner-Up
2003	St. Charles CC	Head Coach	26-21	2nd	Region XVI Champions 7th NJCAA National Tournament
2004	St. Charles CC	Head Coach	33-16	1st	3rd in Region XVI
2005	Jefferson College	Head Coach	-	Program Preparation Year	-
2006	Jefferson College	Head Coach	49-16	1st Region 16	-
2007	Missouri	Assistant Coach	40-23, 13-4	3rd Big 12	-
2008	Missouri	Assistant Coach	47-17, 11-6	3rd Big 12	-
2009	Missouri	Assistant Coach	50-12, 12-6	2nd Big 12	1st Big 12 Tournament NCAA Midwest Regional Champions NCAA Super Regional Champions 8th in College World Series
2010	Evansville	Head Coach	18-34, 10-16	7th MVC	-
2011	Evansville	Head Coach	12-42, 6-21	9th MVC	-
2012	Evansville	Head Coach	18-37, 8-19	8th MVC	-
2013	Evansville	Head Coach	23-30, 11-12	7th MVC	2nd MVC Tournament
2014	Evansville	Head Coach	19-32, 7-19	10th MVC	-
2015	Southeast Missouri	Head Coach	19-27, 12-12	7th OVC	8th OVC Tournament
2016	Southeast Missouri	Head Coach	16-33, 10-17	10th OVC	-
2017	Southeast Missouri	Head Coach	23-27, 8-14	9th OVC	-
2018	Southeast Missouri	Head Coach	33-20, 15-7	4th OVC	7th OVC Tournament
2019	Southeast Missouri	Head Coach	46-18, 17-5	1st OVC	1st OVC Tournament 3rd NCAA Regional
2020*	Southeast Missouri	Head Coach	12-5	-	-
2021	Southeast Missouri	Head Coach	30-17, 23-6	1st OVC	2nd OVC Tournament
2022	Southeast Missouri	Head Coach	27-22, 16-10	4th OVC	-

* Season ended due to a global COVID-19 pandemic

Overall Year as a Head Coach: 18th

Record at Southeast Missouri, 206-169, 101-71 Ohio Valley Conference (8 years)

Record at Evansville, 90-175, 42-87 Missouri Valley Conference (5 years)

Record at Jefferson College, 49-16 (1 year)

Record at St. Charles CC: 75-58 (3 years)

Record as Assistant Coach at Missouri: 137-52 (3 years)

Redburn by the Numbers

- 85 OVC Commissioner's Honor Roll Selections
- 26 NFCA All-America Scholar-Athletes
- 20+ Academic All-Americans
- 11 NJCAA All-Region 16 Players
- 18 OVC Medal of Honor Recipients
- 9 First-Team All-OVC Selections
- 6 All-MVC Players
- 6 MVC Scholar-Athletes
- 8 OVC Players of the Week
- 5 All-Americans
- 6 NFCA All-Region Selections
- 6 OVC Pitchers of the Week
- 4 MCCAC All-Conference Players
- 5 OVC All-Newcomer Selections
- 3 MVC Players of the Week
- 2 Second-Team All-OVC Selections
- 1 OVC Player of the Year
- 1 OVC Freshman of the Year
- 1 OVC Pitcher of the Year

Coaching Honors

- 2021 OVC Coach of the Year
- 2019 OVC Coach of the Year
- 2019 NFCA Midwest Region Coaching Staff of the Year
- 2009 Midwest Coaching Staff of the Year
- 2006 Region 16 and MCCAC Coach of the Year
- 2003 Region 16 Coach of the Year


2022 Statistics

Record: 27-22 Home: 14-0 Away: 4-19 Neutral: 9-3 OVC: 16-10

Player	avg	gp-gs	ab	r	h	2b	3b	hr	rbi	tb	slg%	bb	hp	so	gdp	ob%	sf	sh	sb-att	po	a	e	fld%
14 ANDERSON, Kaylee	.360	49-49	136	33	49	7	1	10	33	88	.647	16	2	23	2	.435	0	3	6-7	51	4	0	1.000
24 WRIGLEY, Kynzie	.325	47-43	114	28	37	11	1	4	26	62	.544	9	2	15	0	.384	0	1	7-9	45	64	7	.940
26 SHORE, Aubrie	.320	48-45	122	21	39	12	1	9	34	80	.656	17	0	12	0	.397	2	0	1-3	240	5	6	.976
16 RICKERMANN, Abigail	.304	44-27	92	19	28	2	2	0	7	34	.370	11	2	7	0	.383	2	0	7-10	42	38	2	.976
11 BRADLEY, Tori	.282	43-30	85	9	24	6	1	0	7	32	.376	10	1	17	0	.365	0	0	2-2	47	3	1	.980
2 HALLIWILL, Paige	.281	49-49	135	32	38	7	0	8	34	69	.511	7	9	19	0	.355	1	4	8-9	68	1	0	1.000
20 SACKETT, Kat	.265	47-43	117	17	31	6	0	2	20	43	.368	4	3	11	0	.302	2	1	1-1	179	9	9	.954
10 GERWITZ, Tatum	.250	44-24	76	10	19	1	0	0	3	20	.263	6	0	19	0	.305	0	0	1-1	22	2	0	1.000
21 PENA, Chelsy	.241	43-27	79	18	19	4	0	2	15	29	.367	6	0	13	0	.294	0	0	1-1	27	29	8	.875
18 DENNIS, Sydney	.182	45-37	99	10	18	1	0	0	10	19	.192	3	0	13	0	.202	2	1	3-5	58	53	6	.949

3 FLEMING, Kimmy	.400	6-0	5	0	2	0	0	0	0	2	.400	1	0	1	0	.500	0	0	0-0	0	0	0	.000
4 TUCKER, Alyson	.309	25-25	55	16	17	3	1	1	9	25	.455	11	1	8	1	.433	0	2	3-3	27	30	4	.934
1 ANDERSON, Jillian	.270	12-12	37	9	10	2	0	0	6	12	.324	5	1	7	0	.364	1	0	3-5	17	2	0	1.000
8 MELTON, Sydney	.200	21-6	25	0	5	1	0	0	4	6	.240	2	3	3	0	.333	0	0	1-1	10	3	0	1.000
7 DAVIS, Karsyn	.182	24-12	33	1	6	0	0	0	3	6	.182	3	0	7	1	.250	0	0	0-0	72	3	2	.974
17 ROBINSON, Kelby	.167	36-10	42	7	7	0	0	0	3	7	.167	1	0	6	0	.186	0	0	2-4	13	1	0	1.000
5 GRISHAM, Kileigh	.000	32-2	11	12	0	0	0	0	0	0	.000	3	0	4	0	.214	0	0	2-2	2	0	0	1.000
15 KELL, Delaney	.000	1-0	0	0	0	0	0	0	0	0	.000	0	0	0	0	.000	0	0	0-0	1	1	0	1.000
Totals	.276	49	1263	242	349	63	7	36	214	534	.423	115	24	185	4	.346	10	12	48-63	933	304	45	.965
Opponents	.244	49	1197	189	292	33	3	45	168	466	.389	120	22	284	1	.321	12	33	38-45	935	357	61	.955

LOB - Team (251), Opp (268). DPs turned - Team (9), Opp (16). CI - Team (2), SACKETT 2. IBB - Team (0), Opp (1).

(All games Sorted by Earned run avg)

Player	era	w-l	app	gs	cg	sho	sv	ip	h	r	er	bb	so	2b	3b	hr	b/avg	wp	hp	bk	sfa	sha
9 ROOK, Rachel	2.72	17-9	37	21	11	2/1	1	159.2	108	78	62	53	200	10	1	23	.188	21	12	0	6	12
6 DAVIS, Marisa	3.69	4-6	26	14	2	1/0	1	72.0	82	54	38	37	40	7	2	8	.278	3	8	0	4	10
19 HOLMAN, Paytience	4.02	5-5	20	13	4	2/1	1	69.2	83	42	40	24	39	12	0	9	.293	3	0	0	1	11

14 ANDERSON, Kaylee	3.94	1-1	3	0	0	0/0	0	5.1	7	3	3	1	4	1	0	0	.304	0	0	0	0	0
15 KELL, Delaney	19.25	0-1	3	1	0	0/0	0	4.0	12	11	11	4	1	3	0	5	.545	1	1	0	1	0
26 SHORE, Aubrie	21.00	0-0	2	0	0	0/0	0	0.1	0	1	1	1	0	0	0	0	.000	0	1	0	0	0
Totals	3.49	27-22	49	49	17	6/1	3	311.0	292	189	155	120	284	33	3	45	.244	28	22	0	12	33
Opponents	4.16	22-27	49	49	24	8/1	0	311.2	349	242	185	115	185	63	7	36	.276	15	24	0	10	12

PB - Team (6), K. DAVIS 2, SACKETT 2, MELTON 1, GERWITZ 1, Opp (5). Pickoffs - Team (1), SACKETT 1. SBA/ATT - SACKETT (19-23), M. DAVIS (15-18), ROOK (13-15), K. DAVIS (14-15), HOLMAN (7-9), BRADLEY, T. (4-5), K. ANDERSON (2-2), KELL (1-1), GERWITZ (0-1), MELTON (1-1).



2022 Results

Date	Opponent	Score	Inns	Overall	OVC	Pitcher of record	Attend	Time
! 02-11-22	vs Alabama A&M	w 13-0	5	1-0-0	0-0-0	ROOK (W 1-0)	107	1:35
! 02-11-22	at Southeastern	L 2-6	7	1-1-0	0-0-0	M. DAVIS (L 0-1)	329	1:49
! 02-12-22	vs Nicholls	w 13-5	5	2-1-0	0-0-0	K. ANDERSON (W 1-0)	203	1:46
! 02-12-22	at Southeastern	L 5-6	7	2-2-0	0-0-0	ROOK (L 1-1)	263	1:55
! 02-13-22	vs Nicholls	w 5-2	7	3-2-0	0-0-0	ROOK (W 2-1)	152	1:47
@ 02-18-22	vs Central Michigan	w 6-0	7	4-2-0	0-0-0	ROOK (W 3-1)	37	1:52
@ 02-18-22	vs Bellarmine	L 3-4	7	4-3-0	0-0-0	K. ANDERSON (L 1-1)	71	2:10
@ 02-19-22	at WKU	L 3-4	(8)	4-4-0	0-0-0	KELL (L 0-1)	251	2:35
@ 02-19-22	vs Central Michigan	w 12-4	5	5-4-0	0-0-0	ROOK (W 4-1)	57	1:56
@ 02-20-22	at WKU	L 4-5	7	5-5-0	0-0-0	ROOK (L 4-2)	257	1:44
03-02-22	at Ole Miss	L 4-7	7	5-6-0	0-0-0	ROOK (L 4-3)	207	2:14
\$ 03-04-22	vs Charleston	w 5-4	(11)	6-6-0	0-0-0	ROOK (W 5-3)	147	2:41
\$ 03-04-22	at Lipscomb	w 7-1	7	7-6-0	0-0-0	HOLMAN (W 1-0)	205	2:07
\$ 03-05-22	vs Charleston	w 3-2	7	8-6-0	0-0-0	M. DAVIS (W 1-1)	117	1:49
\$ 03-05-22	vs Dayton	w 10-6	7	9-6-0	0-0-0	ROOK (W 6-3)	146	2:02
\$ 03-06-22	at Lipscomb	L 0-2	7	9-7-0	0-0-0	HOLMAN (L 1-1)	287	1:28
^ 03-13-22	vs Missouri State	L 8-10	7	9-8-0	0-0-0	M. DAVIS (L 1-2)	0	2:45
^ 03-13-22	vs Wichita St	L 0-14	5	9-9-0	0-0-0	HOLMAN (L 1-2)	287	1:20
^ 03-14-22	at Kansas	L 0-8	5	9-10-0	0-0-0	ROOK (L 6-4)	319	1:17
03-15-22	at Kansas City Roos	w 7-1	7	10-10-0	0-0-0	HOLMAN (W 2-2)	100	2:05
03-15-22	vs Iowa	w 4-3	7	11-10-0	0-0-0	ROOK (W 7-4)	200	1:54
* 03-19-22	TENNESSEE STATE	w 9-1	6	12-10-0	1-0-0	ROOK (W 8-4)	212	1:47
* 03-20-22	TENNESSEE STATE-1	w 6-0	7	13-10-0	2-0-0	HOLMAN (W 3-2)	280	1:40
* 03-20-22	TENNESSEE STATE-2	w 11-3	5	14-10-0	3-0-0	M. DAVIS (W 2-2)	329	1:38
* 03-26-22	at Tennessee Tech-1	L 3-5	7	14-11-0	3-1-0	ROOK (L 8-5)	135	2:15
* 03-26-22	at Tennessee Tech-2	L 4-5	(10)	14-12-0	3-2-0	ROOK (L 8-6)	127	3:32
* 03-27-22	at Tennessee Tech	L 0-2	7	14-13-0	3-3-0	M. DAVIS (L 2-3)	135	1:50
* 04-02-22	MOREHEAD STATE	w 4-0	7	15-13-0	4-3-0	ROOK (W 9-6)	287	1:36
* 04-03-22	MOREHEAD STATE-1	w 12-2	5	16-13-0	5-3-0	ROOK (W 10-6)	190	1:34
* 04-03-22	MOREHEAD STATE-2	w 8-0	5	17-13-0	6-3-0	HOLMAN (W 4-2)	293	1:27
* 04-09-22	EASTERN ILLINOIS	w 13-1	5	18-13-0	7-3-0	ROOK (W 11-6)	290	1:32
* 04-10-22	EASTERN ILLINOIS-1	w 7-6	7	19-13-0	8-3-0	M. DAVIS (W 3-3)	267	2:12
* 04-10-22	EASTERN ILLINOIS-2	w 8-0	5	20-13-0	9-3-0	M. DAVIS (W 4-3)	280	1:28
04-12-22	at #6 Arkansas-1	L 1-9	5	20-14-0	9-3-0	M. DAVIS (L 4-4)	1220	2:29
04-12-22	at #6 Arkansas-2	L 0-14	5	20-15-0	9-3-0	ROOK (L 11-7)	1263	1:33
* 04-15-22	at Austin Peay	w 3-2	7	21-15-0	10-3-0	ROOK (W 12-7)	174	1:38
* 04-16-22	at Austin Peay-1	L 1-3	7	21-16-0	10-4-0	HOLMAN (L 4-3)	-	1:54
* 04-16-22	at Austin Peay-2	L 0-3	7	21-17-0	10-5-0	M. DAVIS (L 4-5)	323	1:22
* 04-23-22	at Murray State	L 0-1	7	21-18-0	10-6-0	HOLMAN (L 4-4)	111	1:42
* 04-24-22	at Murray State-1	L 0-4	7	21-19-0	10-7-0	ROOK (L 12-8)	123	1:50
* 04-24-22	at Murray State-2	w 5-2	7	22-19-0	11-7-0	HOLMAN (W 5-4)	111	2:00
* 04-27-22	UT MARTIN-1	w 4-3	7	23-19-0	12-7-0	ROOK (W 13-8)	180	1:53
* 04-27-22	UT MARTIN-2	w 5-4	7	24-19-0	13-7-0	ROOK (W 14-8)	202	2:02
* 04-30-22	at SIUE	L 4-7	7	24-20-0	13-8-0	ROOK (L 14-9)	97	1:38
* 05-01-22	at SIUE-1	L 1-9	6	24-21-0	13-9-0	HOLMAN (L 5-5)	126	2:01
* 05-01-22	at SIUE-2	L 2-3	(10)	24-22-0	13-10-0	M. DAVIS (L 4-6)	126	2:49
* 05-07-22	BELMONT	w 3-1	7	25-22-0	14-10-0	ROOK (W 15-9)	285	1:43
* 05-08-22	BELMONT-1	w 5-3	(8)	26-22-0	15-10-0	ROOK (W 16-9)	300	2:07
* 05-08-22	BELMONT-2	w 9-2	7	27-22-0	16-10-0	ROOK (W 17-9)	254	1:45

* = Conference game

! = Lion Classic (Hammond, La.)

@ = Hilltopper Classic (Bowling Green, Ky.)

\$ = Lipscomb Purple & Gold Challenge (Nashville, Tenn.)

^ = Jayhawk Invitational (Lawrence, Kan.)

() extra inning game



2022 Season/Career Statistics

Record: 27-22 Home: 14-0 Away: 4-19 Neutral: 9-3 OVC: 16-10

Player	SEASON													CAREER													
	Avg	G-GS	AB	R	H	2B	3B	HR	RBI	BB	Hbp	SO	Sb-Att	Avg	G-GS	AB	R	H	2B	3B	HR	RBI	BB	Hbp	SO	Sb-Att	
14 ANDERSON, Kaylee	.360	49-49	136	33	49	7	1	10	33	16	2	23	6-7	.306	179-149	445	104	136	20	3	28	96	30	15	69	21-23	
24 WRIGLEY, Kynzie	.325	47-43	114	28	37	11	1	4	26	9	2	15	7-9	.330	87-78	221	48	73	19	1	6	39	18	2	27	12-14	
26 SHORE, Aubrie	.320	48-45	122	21	39	12	1	9	34	17	0	12	1-3	.320	48-45	122	21	39	12	1	9	34	17	0	12	1-3	
16 RICKERMANN, Abigail	.304	44-27	92	19	28	2	2	0	7	11	2	7	7-10	.270	79-33	137	28	37	2	2	0	9	14	2	14	8-12	
11 BRADLEY, Tori	.282	43-30	85	9	24	6	1	0	7	10	1	17	2-2	.282	43-30	85	9	24	6	1	0	7	10	1	17	2-2	
2 HALLIWILL, Paige	.281	49-49	135	32	38	7	0	8	34	7	9	19	8-9	.281	49-49	135	32	38	7	0	8	34	7	9	19	8-9	
20 SACKETT, Kat	.265	47-43	117	17	31	6	0	2	20	4	3	11	1-1	.265	47-43	117	17	31	6	0	2	20	4	3	11	1-1	
10 GERWITZ, Tatum	.250	44-24	76	10	19	1	0	0	3	6	0	19	1-1	.250	44-24	76	10	19	1	0	0	3	6	0	19	1-1	
21 PENA, Chelsy	.241	43-27	79	18	19	4	0	2	15	6	0	13	1-1	.194	130-65	206	31	40	9	0	2	30	17	1	28	4-6	
18 DENNIS, Sydney	.182	45-37	99	10	18	1	0	0	10	3	0	13	3-5	.182	45-37	99	10	18	1	0	0	10	3	0	13	3-5	
3 FLEMING, Kimmy	.400	6-0	5	0	2	0	0	0	0	1	0	1	0-0	.288	55-11	73	14	21	3	0	0	3	7	0	8	7-9	
4 TUCKER, Alyson	.309	25-25	55	16	17	3	1	1	9	11	1	8	3-3	.296	66-66	152	33	45	7	1	5	21	22	4	27	6-6	
1 ANDERSON, Jillian	.270	12-12	37	9	10	2	0	0	6	5	1	7	3-5	.269	58-57	160	31	43	13	1	0	21	35	5	32	13-23	
8 MELTON, Sydney	.200	21-6	25	0	5	1	0	0	4	2	3	3	1-1	.200	21-6	25	0	5	1	0	0	4	2	3	3	1-1	
7 DAVIS, Karsyn	.182	24-12	33	1	6	0	0	0	3	3	0	7	0-0	.236	65-40	106	6	25	3	1	2	15	7	0	17	0-0	
17 ROBINSON, Kelby	.167	36-10	42	7	7	0	0	0	3	1	0	6	2-4	.235	62-11	51	17	12	0	0	0	4	1	0	8	12-16	
5 GRISHAM, Kaleigh	.000	32-2	11	12	0	0	0	0	0	3	0	4	2-2	.000	32-2	11	12	0	0	0	0	0	3	0	4	2-2	
15 KELL, Delaney	.000	1-0	0	0	0	0	0	0	0	0	0	0	0-0	.000	1-0	0	0	0	0	0	0	0	0	0	0	0-0	
Totals	.276	49-49	1263	242	349	63	7	36	214	115	24	185	48-63														
Opponents	.244	49-49	1197	189	292	33	3	45	168	120	22	284	38-45														

(All games Sorted by Earned run avg)

Player	SEASON														CAREER													
	ERA	W-L	App	GS	CG	Sho	Sv	IP	H	R	ER	BB	SO	ERA	W-L	App	GS	CG	Sho	Sv	IP	H	R	ER	BB	SO		
9 ROOK, Rachel	2.72	17-9	37	21	11	2	1	159.2	108	78	62	53	200	2.44	57-29	142	72	31	14	11	500.0	344	205	174	157	600		
6 DAVIS, Marisa	3.69	4-6	26	14	2	1	1	72.0	82	54	38	37	40	3.50	9-7	71	16	2	1	4	148.0	157	94	74	61	96		
19 HOLMAN, Paytience	4.02	5-5	20	13	4	2	1	69.2	83	42	40	24	39	3.29	14-15	52	36	12	7	2	196.0	200	107	92	64	126		
<hr/>																												
14 ANDERSON, Kaylee	3.94	1-1	3	0	0	0	0	5.1	7	3	3	1	4	4.49	9-5	42	2	0	0	4	81.0	93	64	52	38	50		
15 KELL, Delaney	19.25	0-1	3	1	0	0	0	4.0	12	11	11	4	1	19.25	0-1	3	1	0	0	0	4.0	12	11	11	4	1		
26 SHORE, Aubrie	21.00	0-0	2	0	0	0	0	0.1	0	1	1	1	0	21.00	0-0	2	0	0	0	0	0.1	0	1	1	1	0		
Totals	3.49	27-22	49	49	17	6	3	311.0	292	189	155	120	284															
Opponents	4.16	22-27	49	49	24	8	0	311.2	349	242	185	115	185															

**Multiple-Hit Games**

Player	2	3	4	5+	Total
Kaylee Anderson	11	2	-	-	13
Paige Halliwill	10	-	-	-	10
Kynzie Wrigley	8	2	-	-	10
Aubrie Shore	7	1	-	-	8
Abigail Rickermann	8	-	-	-	8
Tori Bradley	4	1	-	-	5
Chelsy Pena	5	-	-	-	5
Kat Sackett	4	-	-	-	4
Tatum Gerwitz	3	-	-	-	3
Alyson Tucker	2	1	-	-	3
Sydney Dennis	2	1	-	-	3
Jillian Anderson	2	-	-	-	2

Multiple-RBI Games

Player	2	3	4	5+	Total
Kynzie Wrigley	8	1	1	-	10
Aubrie Shore	4	4	1	-	9
Paige Halliwill	4	3	2	-	9
Kaylee Anderson	4	2	-	1	7
Kat Sackett	3	1	1	-	5
Chelsy Pena	2	-	1	-	3
Alyson Tucker	3	-	-	-	3
Sydney Melton	2	-	-	-	2
Tori Bradley	2	-	-	-	2
Sydney Dennis	1	1	-	-	2
Jillian Anderson	2	-	-	-	2
Abigail Rickermann	1	-	-	-	1
Karsyn Davis	1	-	-	-	1
Kelby Robinson	1	-	-	-	1

Inning-by-Inning Summary

Inning	SEMO	Opp.
First	58	36
Second	39	27
Third	38	35
Fourth	35	26
Fifth	33	27
Sixth	24	22
Seventh	9	10
Eighth	2	1
Ninth	1	1
Extra	3	4
Total	242	189

Inning-by-Inning Summary (OVC Games)

Inning	SEMO	Opp.
First	19	16
Second	29	4
Third	22	11
Fourth	19	14
Fifth	20	8
Sixth	14	14
Seventh	2	3
Eighth	0	0
Extra	0	2
Total	127	72

Current Hitting Streaks

Player	Games	Started
Kynzie Wrigley	4	5/1
Abigail Rickermann	3	5/7

Current Reached Base Streaks

Player	Games	Started
Kynzie Wrigley	8	4/27
Abigail Rickermann	4	5/1
Paige Halliwill	4	5/1

Career Multiple-Hit Games

Player	2	3	4	5+	Total
Kaylee Anderson	27	5	-	-	32
Kynzie Wrigley	17	4	-	-	21
Chelsy Pena	9	1	1	-	11
Paige Halliwill	10	-	-	-	10
Abigail Rickermann	10	-	-	-	10
Jillian Anderson	8	1	-	-	9
Alyson Tucker	6	2	-	-	8
Aubrie Shore	7	1	-	-	8
Tori Bradley	4	1	-	-	5
Kat Sackett	4	-	-	-	4
Karsyn Davis	3	-	-	-	3
Kimmy Fleming	3	-	-	-	3
Tatum Gerwitz	3	-	-	-	3
Sydney Dennis	2	1	-	-	3

Career Multiple-RBI Games

Player	2	3	4	5+	Total
Kaylee Anderson	15	5	2	1	23
Kynzie Wrigley	8	1	1	-	10
Aubrie Shore	6	3	-	-	9
Paige Halliwill	4	3	2	-	9
Chelsy Pena	5	-	1	-	6
Jillian Anderson	3	2	-	-	5
Alyson Tucker	4	-	1	-	5
Kat Sackett	3	1	1	-	5
Tori Bradley	2	-	-	-	2
Sydney Melton	2	-	-	-	2
Sydney Dennis	1	1	-	-	2
Karsyn Davis	1	-	-	-	1
Abigail Rickermann	1	-	-	-	1
Kelby Robinson	1	-	-	-	1

1 Jillian Anderson**2022 Season-Highs**

At-Bats.....	4, 5x, last vs. Charleston (3/4/22)
Runs.....	3, vs. Nicholls (2/12/22)
Hits.....	2, 2x, last vs. Central Michigan (2/18/22)
Doubles.....	1, 2x, last vs. Nicholls (2/12/22)
Triples.....	-
Home Runs.....	-
RBI.....	2, 2x, last vs. Nicholls (2/12/22)
Stolen Bases.....	2, vs. Alabama A&M (2/11/22)

Career-Highs

At-Bats.....	4, 12x, last vs. Charleston (3/4/22)
Runs.....	3, 2x, last vs. Nicholls (2/12/22)
Hits.....	3, vs. Austin Peay (3/6/21)
Doubles.....	2, at Tennessee Tech (3/13/21)
Triples.....	1, at Belmont (3/21/21)
Home Runs.....	-
RBI.....	3, 2x, last at SIU Edwardsville (4/11/21)
Stolen Bases.....	2, vs. Alabama A&M (2/11/22)

14 Kaylee Anderson**2022 Season-Highs**

At-Bats.....	5, 2x, last at Tennessee Tech (3/26/22)
Runs.....	3, vs. Morehead State (4/3/22)
Hits.....	3, 2x, last vs. Iowa (3/15/22)
Doubles.....	1, 7x, last vs. Eastern Illinois (4/9/22)
Triples.....	1, vs. Eastern Illinois (4/9/22)
Home Runs.....	2, vs. Morehead State (4/3/22)
RBI.....	8, vs. Morehead State (4/3/22)
Stolen Bases.....	1, 6x, last at Tennessee Tech (3/27/22)

Hitting Career-Highs

At-Bats.....	5, 5x, last at Tennessee Tech (3/26/22)
Runs.....	3, 4x, last vs. Morehead State (4/3/22)
Hits.....	3, 5x, last vs. Iowa (3/15/22)
Doubles.....	2, vs. Saint Louis (4/17/19)
Triples.....	1, 3x, last vs. Eastern Illinois (4/9/22)
Home Runs.....	2, 4x, last vs. Morehead State (4/3/22)
RBI.....	8, vs. Morehead State (4/3/22)
Stolen Bases.....	3, vs. Mississippi Valley State (3/6/20)

2022 Pitching Season-Highs

Innings Pitched.....	2.0, 2x, last vs. Bellarmine (2/18/22)
Fewest Hits.....	1, at Southeastern Louisiana (2/11/22)
Most Hits.....	4, vs. Bellarmine (2/18/22)
Fewest Runs.....	0, at Southeastern Louisiana (2/11/22)
Most Runs.....	2, vs. Bellarmine (2/18/22)
Fewest Walks.....	0, 2x, last vs. Bellarmine (2/18/22)
Strikeouts.....	2, vs. Bellarmine (2/18/22)

Pitching Career-Highs

Innings Pitched.....	4.0, 5x, last at Troy (2/15/20)
Fewest Hits.....	0, 4x, last at Jacksonville State (5/8/21)
Most Hits.....	8, 2x, last vs. Purdue Fort Wayne (2/14/20)
Fewest Runs.....	0, 16x, last at Southeastern Louisiana (2/11/22)
Most Runs.....	9, vs. Purdue Fort Wayne (2/14/20)
Fewest Walks.....	0, 19x, last vs. Bellarmine (2/18/22)
Strikeouts.....	5, at Tennessee Tech (4/26/19)

11 Tori Bradley**2022 Season/Career-Highs**

At-Bats.....	4, 6x, last vs. Iowa (3/15/22)
Runs.....	2, 2x, last vs. Morehead State (4/3/22)
Hits.....	3, vs. Central Michigan (2/19/22)
Doubles.....	1, 6x, last vs. Belmont (5/8/22)
Triples.....	1, vs. Central Michigan (2/19/22)
Home Runs.....	-
RBI.....	2, 2x, last at Kansas City (3/15/22)
Stolen Bases.....	1, 2x, last at Austin Peay (4/15/22)

7 Karsyn Davis**2022 Season-Highs**

At-Bats.....	3, 2x, last vs. Tennessee State (3/20/22)
Runs.....	1, vs. Tennessee State (3/19/22)
Hits.....	1, 6x, last at Austin Peay (4/16/22)
Doubles.....	-
Triples.....	-
Home Runs.....	-
RBI.....	2, vs. Central Michigan (2/18/22)
Stolen Bases.....	-

Career-Highs

At-Bats.....	4, at Belmont (3/20/21)
Runs.....	1, 6x, last vs. Tennessee State (3/19/22)
Hits.....	3, vs. Jacksonville State (5/13/21)
Doubles.....	2, at Belmont (3/20/21)
Triples.....	-
Home Runs.....	1, 2x, last vs. Jacksonville State (5/13/21)
RBI.....	4, at Belmont (3/20/21)
Stolen Bases.....	-

6 Marisa Davis**2022 Season-Highs**

Innings Pitched.....	7.0, at Western Kentucky (2/19/22)
Fewest Hits.....	0, 2x, last vs. UT Martin (4/27/22)
Most Hits.....	11, at Arkansas (4/12/22)
Fewest Runs.....	0, 4x, last vs. UT Martin (4/27/22)
Most Runs.....	9, at Arkansas (4/12/22)
Fewest Walks.....	0, 4x, last vs. UT Martin (4/27/22)
Strikeouts.....	7, vs. Eastern Illinois (4/10/22)

Career-Highs

Innings Pitched.....	7.0, at Western Kentucky (2/19/22)
Fewest Hits.....	0, 12x, last vs. UT Martin (4/27/22)
Most Hits.....	11, at Arkansas (4/12/22)
Fewest Runs.....	0, 30x, last vs. UT Martin (4/27/22)
Most Runs.....	9, at Arkansas (4/12/22)
Fewest Walks.....	0, 32x, last vs. UT Martin (4/27/22)
Strikeouts.....	7, vs. Eastern Illinois (4/10/22)

18 Sydney Dennis**2022 Season/Career-Highs**

At-Bats.....	4, 4x, last at Tennessee Tech (3/26/22)
Runs.....	2, vs. Alabama A&M (2/11/22)
Hits.....	3, at Tennessee Tech (3/26/22)
Doubles.....	1, at Murray State (4/24/22)
Triples.....	-
Home Runs.....	-
RBI.....	3, at Tennessee Tech (3/26/22)
Stolen Bases.....	1, 3x, last vs. Morehead State (4/3/22)

3 Kimmy Fleming**2022 Season-Highs**

At-Bats.....	1, 4x, last vs. UT Martin (4/27/22)
Runs.....	-
Hits.....	1, 2x, last vs. UT Martin (4/27/22)
Doubles.....	-
Triples.....	-
Home Runs.....	-
RBI.....	-
Stolen Bases.....	-

Career-Highs

At-Bats.....	4, 4x, last at Jacksonville State (5/8/21)
Runs.....	2, 3x, last at Jacksonville State (5/8/21)
Hits.....	2, 3x, last at Jacksonville State (5/8/21)
Doubles.....	1, 3x, last at Jacksonville State (5/8/21)
Triples.....	-
Home Runs.....	-
RBI.....	1, 4x, last vs. Murray State (5/1/21)
Stolen Bases.....	2, 2x, last at Tennessee Tech (3/12/21)



10 Tatum Gerwitz

2022 Season/Career-Highs

At-Bats.....	4, 2x, last at Tennessee Tech (3/26/22)
Runs.....	2, vs. Belmont (5/8/22)
Hits.....	2, 3x, last vs. Tennessee State (3/20/22)
Doubles.....	1, vs. Tennessee State (3/20/22)
Triples.....	-
Home Runs.....	-
RBI.....	1, 3x, last vs. Tennessee State (3/19/22)
Stolen Bases.....	1, at Western Kentucky (2/19/22)

5 Kileigh Grisham

2022 Season/Career-Highs

At-Bats.....	3, at Murray State (4/24/22)
Runs.....	1, 12x, last vs. Belmont (5/8/22)
Hits.....	-
Doubles.....	-
Triples.....	-
Home Runs.....	-
RBI.....	-
Stolen Bases.....	1, 2x, last vs. Charleston (3/5/22)

2 Paige Halliwill

2022 Season/Career-Highs

At-Bats.....	5, at Tennessee Tech (3/26/22)
Runs.....	3, vs. Eastern Illinois (4/9/22)
Hits.....	2, 9x, last at SIU Edwardsville (4/30/22)
Doubles.....	2, vs. Morehead State (4/2/22)
Triples.....	-
Home Runs.....	2, vs. Tennessee State (3/20/22)
RBI.....	4, 2x, last vs. Eastern Illinois (4/10/22)
Stolen Bases.....	1, 7x, last vs. UT Martin (4/27/22)

19 Paytience Holman

2022 Season-Highs

Innings Pitched.....	70, 2x, last vs. Tennessee State (3/20/22)
Fewest Hits.....	0, 2x, last at Kansas (3/14/22)
Most Hits.....	8, 2x, last at SIU Edwardsville (5/1/22)
Fewest Runs.....	0, 7x, last at SIU Edwardsville (5/1/22)
Most Runs.....	8, at Arkansas (4/12/22)
Fewest Walks.....	0, 7x, last at SIU Edwardsville (5/1/22)
Strikeouts.....	8, vs. Tennessee State (3/20/22)

Career-Highs

Innings Pitched.....	70, 6x, last vs. Tennessee State (3/20/22)
Fewest Hits.....	0, 4x, last at Kansas (3/14/22)
Most Hits.....	10, vs. Eastern Kentucky (4/17/21)
Fewest Runs.....	0, 16x, last at SIU Edwardsville (5/1/22)
Most Runs.....	8, at Arkansas (4/12/22)
Fewest Walks.....	0, 16x, last vs. SIU Edwardsville (5/1/22)
Strikeouts.....	14, vs. Mississippi Valley State (3/6/20)

15 Delaney Kell

2022 Season/Career-Highs

Innings Pitched.....	2.2, vs. Nicholls (2/12/22)
Fewest Hits.....	2, at Western Kentucky (2/19/22)
Most Hits.....	6, vs. Wichita State (3/13/22)
Fewest Runs.....	0, at Western Kentucky (2/19/22)
Most Runs.....	7, vs. Wichita State (3/13/22)
Fewest Walks.....	0, 2x, last vs. Wichita State (3/13/22)
Strikeouts.....	1, vs. Nicholls (2/12/22)

8 Sydney Melton

2022 Season/Career-Highs

At-Bats.....	4, at Kansas City (3/15/22)
Runs.....	-
Hits.....	1, 5x, last at Austin Peay (4/15/22)
Doubles.....	1, vs. Missouri State (3/13/22)
Triples.....	-
Home Runs.....	-
RBI.....	2, 2x, last at Kansas City (3/15/22)
Stolen Bases.....	1, at Tennessee Tech (3/27/22)

21 Chelsy Pena

2022 Season-Highs

At-Bats.....	4, 2x, last vs. Belmont (5/8/22)
Runs.....	3, vs. Tennessee State (3/19/22)
Hits.....	2, 5x, last vs. Belmont (5/8/22)
Doubles.....	2, 2x, last vs. Eastern Illinois (4/9/22)
Triples.....	-
Home Runs.....	1, 2x, last vs. Belmont (5/8/22)
RBI.....	4, vs. Belmont (5/8/22)
Stolen Bases.....	1, vs. Belmont (5/8/22)

Career-Highs

At-Bats.....	4, 5x, last vs. Belmont (5/8/22)
Runs.....	3, vs. Tennessee State (3/19/22)
Hits.....	2, 8x, last vs. Belmont (5/8/22)
Doubles.....	2, 3x, last vs. Eastern Illinois (4/9/22)
Triples.....	-
Home Runs.....	1, 2x, last vs. Belmont (5/8/22)
RBI.....	4, vs. Belmont (5/8/22)
Stolen Bases.....	2, vs. UL Monroe (3/1/19)

16 Abigail Rickermann

2022 Season-Highs

At-Bats.....	4, 6x, last vs. Belmont (5/8/22)
Runs.....	3, 2x, last vs. Eastern Illinois (4/9/22)
Hits.....	2, 7x, last vs. Belmont (5/8/22)
Doubles.....	1, 2x, last at Murray State (4/24/22)
Triples.....	1, 2x, last vs. Morehead State (4/3/22)
Home Runs.....	-
RBI.....	2, vs. Eastern Illinois (4/10/22)
Stolen Bases.....	2, at Murray State (4/24/22)

Career-Highs

At-Bats.....	4, 7x, last vs. Belmont (5/8/22)
Runs.....	3, 2x, last vs. Eastern Illinois (4/9/22)
Hits.....	2, 7x, last vs. Belmont (5/8/22)
Doubles.....	1, 2x, last at Murray State (4/24/22)
Triples.....	1, 2x, last vs. Morehead State (4/3/22)
Home Runs.....	-
RBI.....	2, vs. Eastern Illinois (4/10/22)
Stolen Bases.....	2, at Murray State (4/24/22)

17 Kelby Robinson

2022 Season-Highs

At-Bats.....	3, 6x, last vs. Belmont (5/7/22)
Runs.....	1, 7x, last vs. Belmont (5/8/22)
Hits.....	1, 7x, last vs. Belmont (5/7/22)
Doubles.....	-
Triples.....	-
Home Runs.....	-
RBI.....	2, vs. UT Martin (4/27/22)
Stolen Bases.....	1, 2x, last at Kansas City (3/15/22)

Career-Highs

At-Bats.....	3, 6x, last vs. Belmont (5/7/22)
Runs.....	1, 17x, last vs. Belmont (5/8/22)
Hits.....	1, 11x, last vs. Belmont (5/7/22)
Doubles.....	-
Triples.....	-
Home Runs.....	-
RBI.....	2, vs. UT Martin (4/27/22)
Stolen Bases.....	2, 2x, last vs. Eastern Kentucky (4/17/21)

9 Rachel Rook

2022 Season-Highs

Innings Pitched.....	8.2, at SIU Edwardsville (5/1/22)
Fewest Hits.....	0, 6x, last vs. Belmont (5/8/22)
Most Hits.....	8, at Western Kentucky (2/20/22)
Fewest Runs.....	0, 11x, last vs. Belmont (5/8/22)
Most Runs.....	8, at Kansas (3/14/22)
Fewest Walks.....	0, 10x, last vs. Belmont (5/8/22)
Strikeouts.....	15, vs. Nicholls (2/13/22)

Career-Highs

Innings Pitched.....	8.2, at SIU Edwardsville (5/1/22)
Fewest Hits.....	0, 29x, last vs. Belmont (5/8/22)
Most Hits.....	9, at SIU Edwardsville (4/11/21)
Fewest Runs.....	0, 61x, last vs. Belmont (5/8/22)
Most Runs.....	8, at Kansas (3/14/22)
Fewest Walks.....	0, 55x, last vs. Belmont (5/8/22)
Strikeouts.....	15, 2x, last vs. Nicholls (2/13/22)

12 Emma Rote

2022 Season/Career-Highs

At-Bats.....	-
Runs.....	-
Hits.....	-
Doubles.....	-
Triples.....	-
Home Runs.....	-
RBI.....	-
Stolen Bases.....	-

20 Kat Sackett

2022 Season/Career-Highs

At-Bats.....	4, 7x, last at SIU Edwardsville (5/1/22)
Runs.....	2, 2x, last vs. Eastern Illinois (4/9/22)
Hits.....	2, 4x, last at Murray State (4/24/22)
Doubles.....	1, 6x, last at Murray State (4/23/22)
Triples.....	-
Home Runs.....	2, vs. Tennessee State (3/20/22)
RBI.....	4, vs. Tennessee State (3/20/22)
Stolen Bases.....	1, at Murray State (4/24/22)

26 Aubrie Shore

2022 Hitting Season/Career-Highs

At-Bats.....	5, at Tennessee Tech (3/26/22)
Runs.....	2, 4x, last at Murray State (4/24/22)
Hits.....	3, vs. Central Michigan (2/19/22)
Doubles.....	2, vs. Central Michigan (2/19/22)
Triples.....	1, vs. Alabama A&M (2/11/22)
Home Runs.....	1, 7x, last vs. UT Martin (4/27/22)
RBI.....	4, vs. Central Michigan (2/19/22)
Stolen Bases.....	1, vs. Charleston (3/4/22)

2022 Pitching Season/ Career-Highs

Innings Pitched.....	0.1, vs. Nicholls (2/12/22)
Fewest Hits.....	0, 2x, last at Western Kentucky (2/19/22)
Most Hits.....	-
Fewest Runs.....	0, vs. Nicholls (2/12/22)
Most Runs.....	1, at Western Kentucky (2/19/22)
Fewest Walks.....	0, vs. Nicholls (2/12/22)
Strikeouts.....	-

SOUTHEAST MISSOURI SOFTBALL NOTES // OVC TOURNAMENT



4 Alyson Tucker

2022 Season-Highs	
At-Bats.....	4, 4x, last vs. Tennessee State (3/19/22)
Runs	2, 3x, last at Kansas City (3/15/22)
Hits	3, at Western Kentucky (2/19/22)
Doubles.....	1, 3x, last at Kansas City (3/15/22)
Triples	1, vs. Tennessee State (3/19/22)
Home Runs	1, at Western Kentucky (2/19/22)
RBI.....	2, 3x, last at Lipscomb (3/4/22)
Stolen Bases.....	2, vs. Missouri State (3/13/22)

Career-Highs	
At-Bats.....	4, 5x, last at Kansas City (3/15/22)
Runs	2, 6x, last at Kansas City (3/15/22)
Hits	3, 2x, last at Western Kentucky (2/19/22)
Doubles.....	1, 7x, last at Kansas City (3/15/22)
Triples	1, vs. Tennessee State (3/19/22)
Home Runs	1, 5x, last at Western Kentucky (2/19/22)
RBI.....	4, at Jacksonville State (5/8/21)
Stolen Bases.....	2, vs. Missouri State (3/13/22)

24 Kynzie Wrigley

2022 Season-Highs	
At-Bats.....	4, 7x, last vs. Belmont (5/8/22)
Runs	3, 2x, last vs. Belmont (5/8/22)
Hits	3, 2x, last vs. Belmont (5/8/22)
Doubles.....	3, vs. Morehead State (4/3/22)
Triples	1, vs. UT Martin (4/27/22)
Home Runs	1, 4x, last vs. Belmont (5/8/22)
RBI.....	4, vs. UT Martin (4/27/22)
Stolen Bases.....	1, 7x, last vs. Belmont (5/8/22)

Career-Highs	
At-Bats.....	4, 18x, last vs. Belmont (5/8/22)
Runs	3, 2x, last vs. Belmont (5/8/22)
Hits	3, 3x, last vs. Belmont (5/8/22)
Doubles.....	3, vs. Morehead State (4/3/22)
Triples	1, vs. UT Martin (4/27/22)
Home Runs	1, 6x, last vs. Belmont (5/8/22)
RBI.....	4, vs. UT Martin (4/27/22)
Stolen Bases.....	1, 12x, last vs. Belmont (5/8/22)

Southeast Missouri's Record

Overall	27-22
At Home.....	14-0
On the Road.....	4-19
At Neutral Sites.....	9-3
Against Non-OVC Opponents.....	11-12
Against OVC Opponents	16-10
In Home OVC Games.....	14-0
In Away OVC Games	2-10
vs. Ranked Teams	0-0
In February.....	5-5
In March.....	9-8
In April.....	10-6
In May.....	3-2
On Mondays.....	0-1
On Tuesdays	2-2
On Wednesdays	2-1
On Thursdays.....	0-0
On Fridays	5-2
On Saturdays.....	8-8
On Sundays.....	10-8
In Day Games.....	24-19
In Night Games.....	3-3
In Extra Inning Games.....	2-3
When Redhawks Score First.....	21-3
When Opponents Score First.....	6-19
vs. Left-Handed Starter.....	1-5
vs. Right-Handed Starter.....	26-17
In 1-Run Games.....	7-7
In 2-Run Games.....	2-5
In 5+ Run Games.....	14-5
Shutouts	6-8
When Leading After Six Innings.....	16-1
When Trailing After Six Innings.....	1-13
When Tied After Six Innings.....	1-3
When Redhawks Starter Goes 6 or more Innings.....	10-4
When Redhawks Get 10 or more Hits	11-3
When Redhawks Outhit Opponents	23-4
When Redhawks Get Outhit	2-18
When Hits are Tied.....	2-0
When Scoring 0-2 Runs.....	0-13
When Scoring 3-5 Runs.....	11-8
When Scoring 6-9 Runs	9-1
When Scoring 10+ Runs.....	7-0
When Opponents Score 0-2 Runs.....	17-3
When Opponents Score 3-5 Runs.....	8-9
When Opponents Score 6-9 Runs.....	2-7
When Opponents Score 10+ Runs.....	0-3
Without Hitting a Home Run.....	9-17
When Hitting 1 Home Run.....	11-3
When Hitting 2+ Home Runs	7-2
Committing 0 Errors.....	15-9
Committing 1 Error.....	9-5
Committing 2+ Errors.....	3-8

Honors & Awards

OVC Pitcher of the Week

Rachel Rook, Feb. 21
Rachel Rook, May 9

OVC Player of the Week

Kynzie Wrigley (Co-Player), INF, Mar. 21
Kaylee Anderson, OF, Apr. 4
Paige Halliwill, OF, Apr. 11

First-Team All-OVC

Kaylee Anderson, OF
Rachel Rook, P

OVC All-Newcomer Team

Paige Halliwill, OF
Aubrie Shore, INF



Game-by-Game Starting Lineups

Opponent	P	C	1B	2B	3B	SS	LF	CF	RF	DP
Alabama A&M	Rook	K. Davis	Shore	Dennis	Wrigley	Tucker	J. Anderson	Halliwill	K. Anderson	Sackett
Southeastern Louisiana	M. Davis	Sackett	Shore	Dennis	Wrigley	Tucker	J. Anderson	Halliwill	K. Anderson	Robinson
Nicholls	Kell	Sackett	Shore	Wrigley	Pena	Tucker	J. Anderson	Halliwill	K. Anderson	Bradley
Southeastern Louisiana	Rook	K. Davis	Shore	Dennis	Wrigley	Tucker	J. Anderson	Halliwill	K. Anderson	Sackett
Nicholls	Rook	Sackett	Shore	Wrigley	Pena	Tucker	Gerwitz	Halliwill	K. Anderson	J. Anderson
Central Michigan	Rook	K. Davis	Shore	Wrigley	Pena	Tucker	J. Anderson	Halliwill	K. Anderson	Sackett
Bellarmine	M. Davis	Sackett	Shore	Dennis	Wrigley	Tucker	J. Anderson	Halliwill	K. Anderson	Bradley
Western Kentucky	M. Davis	Sackett	Shore	Rickermann	Dennis	Tucker	J. Anderson	Halliwill	K. Anderson	Bradley
Central Michigan	Rook	Bradley	Shore	Wrigley	Pena	Tucker	J. Anderson	Halliwill	K. Anderson	Sackett
Western Kentucky	Rook	Sackett	Shore	Wrigley	Pena	Tucker	J. Anderson	Halliwill	K. Anderson	Bradley
Ole Miss	Rook	Sackett	Shore	Dennis	Pena	Tucker	J. Anderson	Halliwill	K. Anderson	Bradley
College of Charleston	Rook	K. Davis	Shore	Wrigley	Pena	Tucker	J. Anderson	Halliwill	K. Anderson	Sackett
Lipscomb	Holman	Sackett	Shore	Dennis	Pena	Tucker	Gerwitz	Halliwill	K. Anderson	Bradley
College of Charleston	M. Davis	K. Davis	Shore	Dennis	Wrigley	Tucker	Gerwitz	Halliwill	K. Anderson	Bradley
Dayton	Rook	Sackett	Shore	Dennis	Wrigley	Tucker	Gerwitz	Halliwill	K. Anderson	Bradley
Lipscomb	Holman	K. Davis	Shore	Dennis	Wrigley	Tucker	Gerwitz	Halliwill	K. Anderson	Bradley
Missouri State	Rook	Sackett	Shore	Dennis	Pena	Tucker	Gerwitz	Halliwill	K. Anderson	Wrigley
Wichita State	Holman	Sackett	Shore	Rickermann	Pena	Tucker	Gerwitz	Halliwill	K. Anderson	Bradley
Kansas	Rook	Sackett	Shore	Dennis	Pena	Tucker	Gerwitz	Halliwill	K. Anderson	Melton
Kansas City	M. Davis	Melton	Bradley	Dennis	Pena	Tucker	Gerwitz	Halliwill	K. Anderson	Wrigley
Iowa	Rook	K. Davis	Shore	Dennis	Wrigley	Tucker	Robinson	Halliwill	K. Anderson	Bradley
Tennessee State	Rook	Sackett	Shore	Dennis	Pena	Tucker	Wrigley	Halliwill	K. Anderson	Bradley
Tennessee State	Holman	Sackett	Shore	Rickermann	Wrigley	Tucker	Robinson	Halliwill	K. Anderson	Melton
Tennessee State	M. Davis	K. Davis	Bradley	Wrigley	Pena	Tucker	Gerwitz	Halliwill	K. Anderson	Sackett
Southern Illinois	Canceled	-	-	-	-	-	-	-	-	-
Tennessee Tech	Rook	Sackett	Bradley	Dennis	Wrigley	Tucker	Gerwitz	Halliwill	K. Anderson	Rickermann
Tennessee Tech	Holman	Sackett	Shore	Rickermann	Wrigley	Dennis	Gerwitz	Halliwill	K. Anderson	Bradley
Tennessee Tech	M. Davis	Melton	Bradley	Wrigley	Pena	Dennis	Robinson	Halliwill	K. Anderson	Sackett
Southern Illinois	Canceled	-	-	-	-	-	-	-	-	-
Morehead State	Rook	Bradley	Shore	Dennis	Pena	Rickermann	Gerwitz	Halliwill	K. Anderson	Sackett
Morehead State	M. Davis	K. Davis	Shore	Dennis	Wrigley	Rickermann	Robinson	Halliwill	K. Anderson	Bradley
Morehead State	Holman	Sackett	Shore	Wrigley	Pena	Rickermann	Gerwitz	Halliwill	K. Anderson	Bradley
UT Martin	Canceled	-	-	-	-	-	-	-	-	-
UT Martin	Canceled	-	-	-	-	-	-	-	-	-
Eastern Illinois	Rook	Sackett	Shore	Wrigley	Pena	Rickermann	Gerwitz	Halliwill	K. Anderson	Bradley
Eastern Illinois	Holman	Sackett	Shore	Dennis	Wrigley	Rickermann	Gerwitz	Halliwill	K. Anderson	Bradley
Eastern Illinois	M. Davis	Sackett	Shore	Dennis	Wrigley	Rickermann	Gerwitz	Halliwill	K. Anderson	Pena
Arkansas	M. Davis	Sackett	Shore	Wrigley	Pena	Rickermann	Gerwitz	Halliwill	K. Anderson	Bradley
Arkansas	Rook	K. Davis	Shore	Dennis	Wrigley	Rickermann	Pena	Halliwill	K. Anderson	Sackett
Austin Peay	M. Davis	Sackett	Shore	Dennis	Wrigley	Rickermann	Gerwitz	Halliwill	K. Anderson	Bradley
Austin Peay	Holman	Sackett	Shore	Dennis	Wrigley	Rickermann	Pena	Halliwill	K. Anderson	Bradley
Austin Peay	M. Davis	K. Davis	Shore	Dennis	Wrigley	Rickermann	Gerwitz	Halliwill	K. Anderson	Melton
Murray State	Holman	Sackett	Shore	Dennis	Wrigley	Rickermann	Gerwitz	Halliwill	K. Anderson	Bradley
Murray State	Rook	Sackett	Shore	Dennis	Wrigley	Rickermann	Pena	Halliwill	K. Anderson	K. Davis
Murray State	Holman	Sackett	Shore	Dennis	Wrigley	Rickermann	Robinson	Halliwill	K. Anderson	Grisham
UT Martin	M. Davis	Sackett	Shore	Dennis	Wrigley	Rickermann	Robinson	Halliwill	K. Anderson	Bradley
UT Martin	Holman	Sackett	Shore	Dennis	Wrigley	Rickermann	Pena	Halliwill	K. Anderson	Melton
SIU Edwardsville	M. Davis	Sackett	Shore	Dennis	Wrigley	Rickermann	Robinson	Halliwill	K. Anderson	Pena
SIU Edwardsville	Holman	Sackett	Shore	Dennis	Wrigley	Rickermann	Gerwitz	Halliwill	K. Anderson	Bradley
SIU Edwardsville	Rook	Sackett	Shore	Dennis	Wrigley	Rickermann	Gerwitz	Halliwill	K. Anderson	Grisham
Belmont	Rook	Sackett	Shore	Dennis	Wrigley	Rickermann	Pena	Halliwill	K. Anderson	Robinson
Belmont	Holman	Sackett	Shore	Dennis	Wrigley	Rickermann	Robinson	Halliwill	K. Anderson	Bradley
Belmont	Rook	Sackett	Shore	Dennis	Wrigley	Rickermann	Pena	Halliwill	K. Anderson	Gerwitz

SOUTHEAST MISSOURI SOFTBALL NOTES // OVC TOURNAMENT



Game-by-Game Hitting

Opponent	AB	R	H	RBI	2B	3B	HR	BB	IBB	SB	CS	HBP	SAC	SF	GDP	K	PQ	A	E	Avg
Southeast Missouri	24	13	11	11	1	1	1	5	0	5	0	0	0	0	0	5	15	2	0	.458
Alabama A&M	17	0	1	0	0	0	0	2	0	0	0	0	0	0	0	12	12	4	2	.059
Southeast Missouri	25	2	4	2	1	0	0	3	0	0	0	1	0	0	0	4	18	12	5	.306
Southeastern Louisiana	24	6	5	2	0	0	0	1	0	6	0	1	2	0	0	3	21	6	2	.146
Southeast Missouri	24	13	8	11	2	0	0	5	0	1	0	2	0	0	0	2	15	8	1	.315
Nicholls	19	5	6	5	2	0	0	5	0	0	0	0	0	1	0	2	15	3	2	.200
Southeast Missouri	30	5	12	5	0	0	0	1	0	1	1	1	1	1	0	4	18	7	1	.340
Southeastern Louisiana	25	6	11	6	1	1	3	1	0	4	2	0	1	1	0	1	21	7	0	.271
Southeast Missouri	23	5	7	4	1	0	0	6	0	2	2	2	0	0	0	5	21	2	1	.333
Nicholls	23	2	1	2	0	0	1	1	0	0	0	0	0	0	0	15	18	10	0	.222
Southeast Missouri	26	6	9	4	1	0	1	2	0	1	1	1	0	0	0	5	21	3	0	.336
Central Michigan	21	0	0	0	0	0	1	0	0	0	0	0	0	0	0	12	18	6	1	.186
Southeast Missouri	29	3	9	3	1	0	0	4	0	0	0	0	0	1	0	6	18	9	3	.331
Bellarmine	26	4	6	4	1	0	0	3	0	0	0	1	0	1	0	6	21	8	0	.194
Southeast Missouri	33	3	7	3	1	0	2	0	0	1	0	1	0	0	0	7	22	6	0	.313
Western Kentucky	31	4	10	4	0	0	1	6	0	1	0	1	1	0	0	5	24	10	2	.215
Southeast Missouri	23	12	14	11	2	1	0	5	0	1	1	0	1	1	0	1	15	1	0	.342
Central Michigan	20	4	5	4	1	0	2	2	0	1	0	0	0	0	0	8	12	7	2	.218
Southeast Missouri	27	4	5	4	1	0	0	1	0	0	0	0	0	0	0	5	18	7	0	.326
Western Kentucky	23	5	9	4	1	0	0	3	0	0	1	0	0	1	0	3	21	15	2	.236
Southeast Missouri	30	4	8	3	2	0	0	0	0	0	0	1	0	0	0	7	18	7	1	.320
Ole Miss	27	7	10	6	0	0	1	3	0	1	0	2	1	0	0	4	21	7	1	.250
Southeast Missouri	39	5	7	5	2	0	0	2	0	1	0	0	3	0	0	8	33	14	1	.303
College of Charleston	33	4	2	3	0	0	1	2	0	0	1	1	2	0	0	8	33	7	1	.228
Southeast Missouri	31	7	10	7	3	0	1	4	0	0	0	1	0	0	0	3	21	8	0	.305
Lipscomb	27	1	7	1	1	0	1	1	0	1	0	0	1	0	0	4	21	7	0	.231
Southeast Missouri	19	3	3	2	0	0	0	5	0	2	0	0	0	2	0	1	21	7	2	.298
College of Charleston	25	2	4	1	1	0	0	1	0	0	0	1	1	0	0	6	18	10	1	.226
Southeast Missouri	28	10	8	9	1	0	1	3	0	1	0	0	0	0	0	5	21	6	0	.297
Dayton	24	6	7	6	0	0	2	3	0	0	0	0	3	1	0	8	18	8	4	.230
Southeast Missouri	22	0	1	0	0	0	0	0	0	0	0	0	0	0	0	4	18	7	1	.284
Lipscomb	19	2	3	2	1	0	0	1	0	0	1	0	2	0	0	6	21	7	0	.227
Southeast Missouri	31	8	10	8	1	0	1	5	0	3	1	0	0	0	0	7	21	5	2	.287
Missouri State	32	10	11	8	0	1	1	4	0	4	0	3	1	0	0	11	21	7	1	.236
Southeast Missouri	18	0	5	0	0	0	0	0	0	0	0	1	0	0	0	5	12	3	0	.286
Wichita State	24	14	12	14	3	0	8	4	0	1	0	1	0	0	0	3	15	8	0	.250
Southeast Missouri	18	0	2	0	0	0	0	0	0	0	0	0	0	0	0	4	13	2	3	.280
Kansas	20	8	6	8	1	0	2	2	0	0	0	1	1	0	0	2	15	3	1	.252
Southeast Missouri	32	7	10	7	2	0	1	1	0	1	0	0	0	0	0	5	21	7	2	.282
Kansas City	27	1	3	1	0	0	0	3	0	0	0	1	0	0	0	4	21	5	2	.244
Southeast Missouri	29	4	7	3	3	0	1	3	0	2	0	1	1	0	0	4	21	4	0	.280
Iowa	27	3	7	3	0	0	1	3	0	0	0	0	0	0	0	3	21	9	2	.245
Southeast Missouri	27	9	10	7	3	1	2	2	0	0	1	1	0	0	1	0	18	3	1	.284
Tennessee State	21	1	2	1	0	0	0	2	0	0	0	1	0	0	0	13	17	6	3	.239
Southeast Missouri	25	6	7	6	1	0	2	2	0	1	0	1	0	0	0	3	21	11	0	.284
Tennessee State	23	0	5	0	0	0	0	0	0	0	1	0	1	0	0	8	18	2	1	.238
Southeast Missouri	22	11	10	11	1	1	5	2	0	0	0	2	0	0	0	1	15	7	2	.290
Tennessee State	22	3	6	2	1	0	0	1	0	0	0	0	0	0	0	3	12	5	0	.240
Southeast Missouri	Canceled	-	-	-	-	-	-	-	-	-	-	-	-	-	-	-	-	-	-	-
Southern Illinois	-	-	-	-	-	-	-	-	-	-	-	-	-	-	-	-	-	-	-	-
Southeast Missouri	25	3	4	2	1	0	2	1	0	1	0	0	0	0	0	2	18	6	2	.285
Tennessee Tech	25	5	5	2	0	0	0	7	0	3	0	0	0	0	0	7	21	6	1	.238



SOUTHEAST MISSOURI SOFTBALL NOTES // OVC TOURNAMENT

Game-by-Game Hitting

Opponent	AB	R	H	RBI	2B	3B	HR	BB	IBB	SB	CS	HBP	SAC	SE	GDP	K	PO	A	E	Avg
Southeast Missouri	38	4	11	4	0	0	0	3	0	2	1	0	0	0	0	3	29	14	2	.285
Tennessee Tech	36	5	9	5	0	0	1	8	0	1	0	0	4	0	0	7	30	15	2	.239
Southeast Missouri	28	0	6	0	0	0	0	2	0	2	0	0	0	0	0	2	18	9	0	.282
Tennessee Tech	23	2	7	2	1	0	0	2	0	1	00	1	1	0	1	21	9	1	7	.241
Southeast Missouri	Canceled	-	-	-	-	-	-	-	-	-	-	-	-	-	-	-	-	-	-	-
Southern Illinois	-	-	-	-	-	-	-	-	-	-	-	-	-	-	-	-	-	-	-	-
Southeast Missouri	23	4	6	2	2	0	0	2	0	1	2	0	0	0	0	1	21	6	1	.282
Morehead State	23	0	2	0	0	0	0	2	0	1	1	0	0	0	0	11	18	9	3	.236
Southeast Missouri	21	12	9	10	4	0	2	9	0	1	1	0	0	0	0	2	15	6	1	.286
Morehead State	19	2	3	2	0	0	0	1	0	1	0	0	0	0	0	7	13	4	1	.234
Southeast Missouri	24	8	11	7	2	1	0	2	0	1	1	0	1	0	0	4	15	9	0	.291
Morehead State	16	0	2	0	0	0	0	0	0	1	0	0	1	0	0	4	14	7	1	.231
Southeast Missouri	Canceled	-	-	-	-	-	-	-	-	-	-	-	-	-	-	-	-	-	-	-
UT Martin	-	-	-	-	-	-	-	-	-	-	-	-	-	-	-	-	-	-	-	-
Southeast Missouri	Canceled	-	-	-	-	-	-	-	-	-	-	-	-	-	-	-	-	-	-	-
UT Martin	-	-	-	-	-	-	-	-	-	-	-	-	-	-	-	-	-	-	-	-
Southeast Missouri	23	13	12	11	5	1	3	4	0	1	0	0	0	1	0	2	15	3	0	.297
Eastern Illinois	14	1	1	1	1	0	0	4	0	0	0	0	1	1	0	2	12	7	3	.228
Southeast Missouri	23	7	7	7	2	0	1	2	0	1	0	0	1	2	0	4	21	6	0	.298
Eastern Illinois	29	6	8	6	1	0	3	4	0	0	0	0	0	0	0	7	19	2	2	.230
Southeast Missouri	21	8	8	8	2	0	2	5	0	1	0	2	0	0	0	1	15	3	0	.300
Eastern Illinois	17	0	3	0	2	0	0	0	0	0	0	0	1	0	0	7	14	10	2	.229
Southeast Missouri	20	1	5	1	1	0	0	1	0	0	0	0	0	0	0	8	14	6	1	.299
Arkansas	23	9	11	9	1	0	3	3	0	1	0	0	1	1	0	0	15	3	1	.236
Southeast Missouri	19	0	4	0	0	0	0	3	0	0	0	1	0	0	0	2	12	1	1	.297
Arkansas	25	14	13	14	1	0	4	4	0	1	0	1	0	1	0	4	15	8	0	.245
Southeast Missouri	27	3	6	3	2	0	0	1	0	1	0	0	0	0	0	2	21	5	0	.294
Austin Peay	24	2	3	2	0	0	1	1	0	1	0	0	0	0	0	1	21	10	1	.241
Southeast Missouri	26	1	5	1	1	0	1	2	0	1	0	0	0	0	0	6	18	8	0	.292
Austin Peay	25	3	6	3	1	0	1	2	0	1	0	0	0	0	0	0	21	10	0	.241
Southeast Missouri	25	0	5	0	1	0	0	0	0	0	0	0	0	0	1	0	18	10	0	.289
Austin Peay	20	3	3	3	1	0	1	3	0	0	0	0	1	0	0	4	21	8	1	.239
Southeast Missouri	23	0	2	0	1	0	0	2	0	0	0	0	0	0	0	9	18	6	0	.285
Murray State	23	1	6	1	1	0	0	1	0	0	0	1	0	0	0	5	21	4	0	.240
Southeast Missouri	23	0	2	0	2	0	0	1	0	3	0	2	0	0	0	10	18	2	4	.289
Murray State	23	4	4	1	0	0	0	3	0	0	0	2	0	0	1	8	21	3	0	.238
Southeast Missouri	29	5	10	4	1	0	1	0	0	1	1	0	2	0	1	1	21	8	0	.282
Murray State	29	2	8	2	2	0	1	4	1	0	0	0	0	0	0	6	21	12	3	.239
Southeast Missouri	23	4	7	4	1	0	1	1	0	0	0	0	0	0	0	7	21	6	1	.283
UT Martin	25	3	5	3	0	0	1	1	0	0	0	0	0	0	1	7	18	5	0	.238
Southeast Missouri	26	5	10	4	0	1	0	0	0	2	0	1	2	0	0	1	21	13	1	.285
UT Martin	28	4	10	4	0	0	1	1	0	0	0	0	2	0	0	2	18	6	1	.241
Southeast Missouri	25	4	5	2	1	0	0	2	0	2	1	0	0	0	0	1	18	3	0	.283
SIU Edwardsville	27	7	10	7	1	0	1	2	0	0	0	1	0	0	0	10	21	13	1	.245
Southeast Missouri	20	1	3	1	0	0	0	4	0	0	0	0	0	0	1	3	16	3	4	.281
SIU Edwardsville	29	9	12	6	3	0	1	3	0	4	0	1	2	0	0	5	18	6	0	.249
Southeast Missouri	30	2	3	2	0	0	1	4	0	0	1	1	0	1	0	3	29	5	0	.276
SIU Edwardsville	35	3	7	3	1	0	1	2	0	0	0	2	0	1	0	9	30	14	0	.248
Southeast Missouri	25	3	6	3	0	0	1	1	0	0	0	1	0	0	0	2	21	7	0	.275
Belmont	23	1	4	1	1	1	0	4	0	0	0	0	2	0	0	7	18	6	1	.246
Southeast Missouri	30	5	8	5	1	0	2	0	0	2	0	0	0	1	0	5	24	7	0	.275
Belmont	30	3	7	3	1	0	1	2	0	1	0	0	0	1	0	7	21	9	2	.246
Southeast Missouri	31	9	10	7	3	0	1	2	0	2	0	0	0	0	0	3	21	4	1	.276
Belmont	26	2	4	1	0	0	0	1	0	2	0	0	0	0	0	6	18	5	4	.244

SOUTHEAST MISSOURI SOFTBALL NOTES // OVC TOURNAMENT



Game-by-Game Pitching

Opponent	IP	H	R	ER	BB	SO	2B	3B	HR	WP	BK	HBP	DP	IBB	Score	W-L	SV	ERA
Southeast Missouri	5.0	1	0	0	2	12	0	0	0	1	0	0	0	0	13-0	1-0	0	0.00
Alabama A&M	4.0	11	13	9	5	5	1	1	1	0	0	0	0	0	0-13	0-1	0	15.75
Southeast Missouri	6.0	5	6	1	1	3	0	0	0	0	0	1	0	0	2-6	1-1	0	0.64
Southeastern Louisiana	7.0	4	2	1	3	4	1	0	0	0	0	1	1	0	6-2	1-1	0	6.36
Southeast Missouri	5.0	6	5	5	5	2	2	0	0	1	0	0	1	0	13-5	2-1	0	2.62
Nicholls	5.0	8	13	11	5	2	2	0	0	1	0	2	0	0	5-13	1-2	0	9.19
Southeast Missouri	6.0	11	6	5	1	1	1	1	3	0	0	0	0	0	5-6	2-2	0	3.50
Southeastern Louisiana	7.0	12	5	5	1	4	0	0	0	0	0	1	0	0	6-5	2-2	0	7.91
Southeast Missouri	7.0	1	2	0	1	15	0	0	1	0	0	0	0	0	5-2	3-2	0	2.66
Nicholls	6.0	7	5	5	6	5	1	0	0	1	0	2	0	0	2-5	2-3	0	7.48
Southeast Missouri	7.0	0	0	0	1	12	0	0	0	0	0	0	0	0	6-0	4-2	0	2.14
Central Michigan	6.0	9	6	4	2	5	1	0	1	0	0	1	0	0	0-6	2-4	0	7.00
Southeast Missouri	6.0	6	4	4	3	6	1	0	0	0	0	1	0	0	3-4	4-3	0	2.50
Bellarmine	7.0	9	3	3	4	6	1	0	0	0	0	0	0	0	4-3	3-4	0	6.33
Southeast Missouri	7.1	10	4	4	6	5	0	0	1	0	0	1	0	0	3-4	4-4	0	2.70
Western Kentucky	8.0	7	3	3	0	7	1	0	2	0	0	1	0	0	4-3	4-4	0	5.74
Southeast Missouri	5.0	5	4	4	2	8	1	0	2	1	0	0	0	0	12-4	5-4	0	2.96
Central Michigan	4.0	14	12	8	5	1	2	1	0	0	0	0	1	0	4-12	4-5	0	6.35
Southeast Missouri	6.0	9	5	5	3	3	1	0	0	2	0	0	1	0	4-5	5-5	0	3.25
Western Kentucky	7.0	5	4	0	1	5	1	0	0	0	0	0	0	0	5-4	5-5	0	5.62
Southeast Missouri	6.0	10	7	6	3	4	0	0	1	0	0	2	0	0	4-7	5-6	0	3.59
Ole Miss	7.0	8	4	3	0	7	2	0	0	0	0	1	0	0	7-4	6-5	0	5.35
Southeast Missouri	11.0	2	4	1	2	8	0	0	1	1	0	1	0	0	5-4	6-6	0	3.17
College of Charleston	11.0	7	5	2	2	8	2	0	0	0	0	0	2	0	4-5	6-6	0	4.78
Southeast Missouri	7.0	7	1	1	1	4	1	0	1	1	0	0	0	0	7-1	7-6	0	2.99
Lipscomb	7.0	10	7	7	4	3	3	0	1	0	0	1	0	0	1-7	6-7	0	4.97
Southeast Missouri	7.0	4	2	0	1	6	1	0	0	0	0	1	1	0	3-2	8-6	1	2.76
College of Charleston	6.0	3	3	3	5	1	0	0	0	3	0	0	1	0	2-3	6-8	0	4.87
Southeast Missouri	7.0	7	6	6	3	8	0	0	2	2	0	0	0	0	10-6	9-6	1	2.99
Dayton	6.0	8	10	1	3	5	1	0	1	0	0	0	1	0	6-10	6-9	0	4.64
Southeast Missouri	6.0	3	2	1	1	6	1	0	0	3	0	0	0	0	0-2	9-7	1	2.88
Lipscomb	7.0	1	0	0	0	4	0	0	0	0	0	0	0	0	2-0	7-9	0	4.33
Southeast Missouri	7.0	11	10	10	4	11	0	1	1	3	0	3	0	0	8-10	9-8	1	3.33
Missouri State	7.0	10	8	8	5	7	1	0	1	0	0	0	0	0	10-8	8-9	0	4.56
Southeast Missouri	4.0	12	14	14	4	3	3	0	8	1	0	1	0	0	0-14	9-9	1	4.07
Wichita State	5.0	5	0	0	0	5	0	0	0	0	0	1	0	0	14-0	9-9	0	4.37
Southeast Missouri	4.1	6	8	5	2	2	1	0	2	1	0	1	0	0	0-8	9-10	1	4.21
Kansas	5.0	2	0	0	0	4	0	0	0	0	0	0	0	0	8-0	10-9	0	4.19
Southeast Missouri	7.0	3	1	0	3	4	0	0	0	0	0	1	0	0	7-1	10-10	1	3.98
Kansas City	7.0	10	7	6	1	5	2	0	1	1	0	0	0	0	1-7	10-10	0	4.29
Southeast Missouri	7.0	7	3	3	3	3	0	0	1	1	0	0	0	0	4-3	11-10	1	3.93
Iowa	7.0	7	4	4	3	4	3	0	1	1	0	1	0	0	3-4	10-11	0	4.27
Southeast Missouri	6.0	2	1	0	2	13	0	0	0	0	0	1	0	0	9-1	12-10	1	3.76
Tennessee State	5.2	10	9	6	2	0	3	1	2	1	0	1	1	0	1-9	10-12	0	4.40
Southeast Missouri	7.0	5	0	0	0	8	0	0	0	0	0	0	1	0	6-0	13-10	1	3.58
Tennessee State	6.0	7	6	6	2	3	1	0	2	0	0	1	0	0	0-6	10-13	0	4.50
Southeast Missouri	5.0	6	3	1	1	3	1	0	0	0	0	0	0	0	11-3	14-10	1	3.51
Tennessee State	4.0	10	11	11	2	1	1	1	5	0	0	2	0	0	3-11	10-14	0	4.89
Southeast Missouri	Canceled	-	-	-	-	-	-	-	-	-	-	-	-	-	-	-	-	-
Southern Illinois	-	-	-	-	-	-	-	-	-	-	-	-	-	-	-	-	-	-
Southeast Missouri	6.0	5	5	2	7	7	0	0	0	2	0	0	0	0	3-5	14-11	1	3.46
Tennessee Tech	7.0	4	3	2	1	2	1	0	2	0	0	0	1	0	5-3	11-14	0	4.76
Southeast Missouri	9.2	9	5	5	8	7	0	0	1	2	0	0	0	0	4-5	14-12	1	3.47
Tennessee Tech	10.0	11	4	4	3	3	0	0	0	1	0	0	2	0	5-4	12-14	0	4.65
Southeast Missouri	6.0	7	2	2	2	1	1	0	0	0	0	0	0	0	0-2	14-13	1	3.43
Tennessee Tech	7.0	6	0	0	2	2	0	0	0	0	0	0	0	0	2-0	13-14	0	4.46



SOUTHEAST MISSOURI SOFTBALL NOTES // OVC TOURNAMENT

Game-by-Game Pitching

Opponent	IP	H	R	ER	BB	SO	2B	3B	HR	WP	BK	HBP	DP	IBB	Score	W-L	SV	ERA
Southeast Missouri	Canceled	-	-	-	-	-	-	-	-	-	-	-	-	-	-	-	-	-
Southern Illinois		-	-	-	-	-	-	-	-	-	-	-	-	-	-	-	-	-
Southeast Missouri	7.0	2	0	0	2	11	0	0	0	0	0	0	0	0	4-0	15-13	1	3.30
Morehead State	6.0	6	4	2	2	1	2	0	0	0	0	0	0	0	0-4	13-15	0	4.39
Southeast Missouri	5.0	3	2	2	1	7	0	0	0	0	0	0	0	0	12-2	16-13	1	3.29
Morehead State	4.1	9	12	11	9	2	4	0	2	2	0	0	0	0	2-12	13-16	0	4.70
Southeast Missouri	5.0	2	0	0	0	4	0	0	0	0	0	0	0	0	8-0	17-13	1	3.20
Morehead State	4.2	11	8	7	2	4	2	1	0	0	0	0	0	0	0-8	13-17	0	4.85
Southeast Missouri	Canceled	-	-	-	-	-	-	-	-	-	-	-	-	-	-	-	-	-
UT Martin		-	-	-	-	-	-	-	-	-	-	-	-	-	-	-	-	-
Southeast Missouri	Canceled	-	-	-	-	-	-	-	-	-	-	-	-	-	-	-	-	-
UT Martin		-	-	-	-	-	-	-	-	-	-	-	-	-	-	-	-	-
Southeast Missouri	5.0	1	1	1	4	2	1	0	0	2	0	0	0	0	13-1	18-13	1	3.15
Eastern Illinois	4.0	12	13	7	4	2	5	1	3	0	0	0	0	0	1-13	13-18	0	5.00
Southeast Missouri	7.0	8	6	6	4	7	1	0	3	0	0	0	0	0	7-6	19-13	1	3.25
Eastern Illinois	6.1	7	7	5	2	4	2	0	1	0	0	0	0	0	6-7	13-19	0	5.01
Southeast Missouri	5.0	3	0	0	0	7	2	0	0	1	0	0	0	0	8-0	20-13	1	3.17
Eastern Illinois	4.2	8	8	8	5	1	2	0	2	2	0	2	0	0	0-8	13-20	0	5.17
Southeast Missouri	4.2	11	9	9	3	0	1	0	3	0	0	0	1	0	1-9	20-14	1	3.40
Arkansas	5.0	5	1	1	1	8	1	0	0	0	0	0	0	0	9-1	14-20	0	5.08
Southeast Missouri	4.0	13	14	14	4	4	1	0	4	0	0	1	0	0	0-14	20-15	1	3.79
Arkansas	5.0	4	0	0	3	2	0	0	0	0	0	1	0	0	14-0	15-20	0	4.97
Southeast Missouri	7.0	3	2	2	1	1	0	0	1	0	0	0	0	0	3-2	21-15	1	3.74
Austin Peay	7.0	6	3	3	1	2	2	0	0	0	0	0	0	0	2-3	15-21	0	4.90
Southeast Missouri	6.0	6	3	3	2	0	1	0	1	0	0	0	0	0	1-3	21-16	1	3.73
Austin Peay	7.0	5	1	1	2	6	1	0	1	0	0	0	0	0	3-1	16-21	0	4.79
Southeast Missouri	6.0	3	3	3	3	4	1	0	1	0	0	0	0	0	0-3	21-17	1	3.72
Austin Peay	7.0	5	0	0	0	0	1	0	0	0	0	0	2	0	3-0	17-21	0	4.64
Southeast Missouri	6.0	6	1	1	1	5	1	0	0	0	0	1	0	0	0-1	21-18	1	3.66
Murray State	7.0	2	0	0	2	9	1	0	0	0	0	0	0	0	1-0	18-21	0	4.51
Southeast Missouri	6.0	4	4	0	3	8	0	0	0	0	0	2	1	0	0-4	21-19	1	3.57
Murray State	7.0	2	0	0	1	10	2	0	0	0	0	2	0	0	4-0	19-21	0	4.38
Southeast Missouri	7.0	8	2	2	4	6	2	0	1	0	0	0	0	1	5-2	22-19	2	3.53
Murray State	7.0	10	5	1	0	1	1	0	1	0	0	0	1	0	2-5	19-22	0	4.29
Southeast Missouri	7.0	5	3	2	1	7	0	0	1	0	0	0	1	0	4-3	23-19	2	3.49
UT Martin	6.0	7	4	4	1	7	1	0	1	1	0	0	0	0	3-4	19-23	0	4.30
Southeast Missouri	7.0	10	4	3	1	2	0	0	1	0	0	0	1	0	5-4	24-19	3	3.47
UT Martin	6.0	10	5	5	0	1	0	1	0	1	0	1	0	0	4-5	19-24	0	4.33
Southeast Missouri	6.0	10	7	7	2	10	1	0	1	0	0	1	1	0	4-7	24-20	3	3.58
SIU Edwardsville	7.0	5	4	4	2	1	1	0	0	0	0	0	1	0	7-4	20-24	0	4.33
Southeast Missouri	5.1	12	9	6	3	5	3	0	1	0	0	1	0	0	1-9	24-21	3	3.66
SIU Edwardsville	6.0	3	1	1	4	3	0	0	0	0	0	0	1	0	9-1	21-24	0	4.26
Southeast Missouri	9.2	7	3	3	2	9	1	0	1	0	0	2	0	0	2-3	24-22	3	3.61
SIU Edwardsville	10.0	3	2	2	4	3	0	0	1	0	0	1	1	0	3-2	22-24	0	4.16
Southeast Missouri	7.0	4	1	1	4	7	1	1	0	1	0	0	0	0	3-1	25-22	3	3.55
Belmont	6.0	6	3	3	1	2	0	0	1	0	0	1	0	0	1-3	22-25	0	4.15
Southeast Missouri	8.0	7	3	3	2	7	1	0	1	1	0	0	0	0	5-3	26-22	3	3.52
Belmont	7.0	8	5	5	0	5	1	0	2	0	0	0	0	0	3-5	22-26	0	4.17
Southeast Missouri	7.0	4	2	2	1	6	0	0	0	1	0	0	0	0	9-2	27-22	3	3.49
Belmont	6.0	10	9	3	2	3	3	0	1	0	0	0	0	0	2-9	22-27	0	4.16



2022 OVC Statistics

Record: 16-10 Home: 14-0 Away: 2-10 OVC: 16-10

Player	avg	gp-gs	ab	r	h	2b	3b	hr	rbi	tb	slg%	bb	hp	so	gdp	ob%	sf	sh	sb-att	po	a	e	fld%
24 WRIGLEY, Kynzie	.347	26-25	72	15	25	9	1	3	17	45	.625	4	1	6	0	.390	0	1	4-6	27	43	3	.959
2 HALLIWILL, Paige	.347	26-26	75	22	26	4	0	7	19	51	.680	5	4	7	0	.417	0	1	6-7	26	0	0	1.000
16 RICKERMANN, Abigail	.309	26-23	68	19	21	2	2	0	6	27	.397	11	1	3	0	.402	2	0	7-8	33	30	2	.969
26 SHORE, Aubrie	.299	25-23	67	10	20	8	0	6	16	46	.687	8	0	7	0	.368	1	0	0-1	145	3	1	.993
20 SACKETT, Kat	.293	25-24	58	9	17	4	0	2	11	27	.466	2	2	5	0	.328	2	0	1-1	120	4	4	.969
14 ANDERSON, Kaylee	.288	26-26	73	13	21	1	1	7	21	45	.616	6	0	11	2	.342	0	3	3-4	30	0	0	1.000
18 DENNIS, Sydney	.218	24-22	55	6	12	1	0	0	5	13	.236	1	0	6	0	.232	0	1	1-3	33	26	4	.937

4 TUCKER, Alyson	.333	4-4	6	3	2	0	1	0	1	4	.667	3	0	0	1	.556	0	0	0-0	3	6	0	1.000
3 FLEMING, Kimmy	.333	3-0	3	0	1	0	0	0	0	1	.333	0	0	0	0	.333	0	0	0-0	0	0	0	.000
10 GERWITZ, Tatum	.256	23-14	43	5	11	1	0	0	1	12	.279	2	0	7	0	.289	0	0	0-0	11	0	0	1.000
11 BRADLEY, Tori	.229	22-16	35	4	8	3	0	0	1	11	.314	6	1	6	0	.357	0	0	2-2	26	2	1	.966
17 ROBINSON, Kelby	.222	20-8	27	5	6	0	0	0	3	6	.222	1	0	4	0	.250	0	0	0-1	6	0	0	1.000
21 PENA, Chelsy	.209	22-13	43	8	9	4	0	2	9	19	.442	2	0	9	0	.244	0	0	1-1	11	15	5	.839
7 DAVIS, Karsyn	.143	11-4	14	1	2	0	0	0	1	2	.143	1	0	3	1	.200	0	0	0-0	27	1	0	1.000
8 MELTON, Sydney	.125	15-4	16	0	2	0	0	0	0	2	.125	2	2	3	0	.300	0	0	1-1	3	3	0	1.000
5 GRISHAM, Kileigh	.000	17-2	8	7	0	0	0	0	0	0	.000	2	0	1	0	.200	0	0	0-0	0	0	0	.000
Totals	.276	26	663	127	183	37	5	27	111	311	.469	56	11	78	4	.340	5	6	26-35	506	170	20	.971
Opponents	.224	26	635	72	142	18	1	14	61	204	.321	61	8	154	1	.298	5	16	17-19	497	192	34	.953

LOB - Team (117), Opp (149). DPs turned - Team (5), Opp (10). CI - Team (2), SACKETT 2. IBB - Team (0), Opp (1).

(OVC games only Sorted by Earned run avg)

Player	era	w-l	app	gs	cg	sho	sv	ip	h	r	er	bb	so	2b	3b	hr	b/avg	wp	hp	bks	sfa	sha
9 ROOK, Rachel	1.69	10-4	21	8	5	0/1	1	87.0	45	30	21	31	107	4	1	8	.149	7	7	0	3	5
19 HOLMAN, Paytience	3.08	3-3	12	10	3	2/1	0	47.2	58	22	21	16	27	9	0	3	.301	1	0	0	0	7
6 DAVIS, Marisa	3.09	3-3	14	8	1	1/0	1	34.0	39	20	15	14	20	5	0	3	.281	2	1	0	2	4
Totals	2.37	16-10	26	26	9	4/1	2	168.2	142	72	57	61	154	18	1	14	.224	10	8	0	5	16
Opponents	4.27	10-16	26	26	18	4/0	0	165.2	183	127	101	56	78	37	5	27	.276	8	11	0	5	6

PB - Team (1), K. DAVIS 1, Opp (1). Pickoffs - Team (1), SACKETT 1. SBA/ATT - SACKETT (9-10), M. DAVIS (7-7), HOLMAN (5-6), ROOK (5-6), K. DAVIS (6-6), BRADLEY, T. (1-2), MELTON (1-1).