



2022 SOUTHEAST MISSOURI BASEBALL

Game
47



Schedule/Results

February (5-1)

18	at #22 Dallas Baptist	W, 7-6 (12)
19	at #22 Dallas Baptist	W, 6-5 (10)
20	at #22 Dallas Baptist	L, 5-13
22	at Kentucky ^{SECN+}	Canceled
26	Bellarmine	W, 8-7 (11)
27	Bellarmine	W, 10-2
27	Bellarmine	W, 12-8

March (13-4, 3-0 OVC)

1	Saint Louis	W, 16-5 (7)
4	Bradley	W, 16-7
5	Bradley	W, 11-8
5	Bradley	W, 12-5
8	at Arkansas State ^{ESPN+}	W, 14-6
12	Valparaiso	W, 9-1
13	Valparaiso	W, 16-6
13	Valparaiso	W, 10-8
15	at Indiana State ^{ESPN+}	L, 1-10
16	at Indiana State ^{ESPN+}	L, 4-5
19	at Missouri State	W, 6-3
19	at Missouri State	L, 3-9
20	at Missouri State	L, 5-16
25	SIU Edwardsville* ^{ESPN+}	W, 2-1
26	SIU Edwardsville* ^{ESPN+}	W, 2-1
27	SIU Edwardsville* ^{ESPN+}	W, 5-2
29	at Saint Louis	W, 4-1

April (11-7, 9-5 OVC)

1	at Austin Peay*	L, 3-4
2	at Austin Peay*	L, 7-8
3	at Austin Peay*	W, 6-5
5	Arkansas State	W, 8-5
8	Murray State* ^{ESPN+}	W, 11-2
9	Murray State* ^{ESPN+}	W, 8-5
10	Murray State* ^{ESPN+}	W, 11-10
12	Southern Illinois	L, 2-3
14	at Tennessee Tech*	L, 3-10
15	at Tennessee Tech*	W, 9-4
16	at Tennessee Tech*	L, 4-7
19	at Ole Miss ^{SECN+}	W, 13-3
22	Morehead State* ^{ESPN+}	W, 8-7 (10)
23	Morehead State* ^{ESPN+}	W, 16-9
23	Morehead State* ^{ESPN+}	W, 9-8 (10)
26	at Southern Illinois	L, 6-7 (11)
29	at Belmont* ^{ESPN+}	W, 5-4 (10)
30	at Belmont*	L, 3-5

May (1-4, 1-0 OVC)

1	at Belmont* ^{ESPN+}	W, 11-4
3	at Missouri ^{SECN+}	L, 3-9
6	at #3 Oklahoma State	L, 0-4
7	at #3 Oklahoma State	L, 6-11
8	at #3 Oklahoma State	L, 3-15 (7)
10	Missouri State	5 p.m.
13	UT Martin* ^{ESPN+}	6 p.m.
14	UT Martin* ^{ESPN+}	2 p.m.
15	UT Martin* ^{ESPN+}	1 p.m.
19	at Eastern Illinois*	3 p.m.
20	at Eastern Illinois*	1 p.m.
21	at Eastern Illinois*	1 p.m.
25-28	OVC Tournament	Lexington, Ky.

Missouri State (22-22) vs. Southeast Missouri (30-16)

Follow the Redhawks

Radio.....ESPN 93.5 FM & 1220 AM
(Erik Sean)
Video.....None
Live Stats.....SEMORedhawks
Twitter.....@SEMObaseball

Date.....Tuesday, May 10, 2022
First Pitch.....5 p.m., CT
Location.....Cape Girardeau, Mo.
Facility.....Capaha Field (2,000)
Series.....MSU leads, 69-41
Last Meeting.....MSU 16, SEMO 5
(May 20, 2022 | Springfield, Mo.)

Head Coaches.....Andy Sawyers
(235-161 overall; 148-131 at SEMO; 78-60
OVC). Keith Guttin (1,331-864 overall;
1,331-864 at MSU).

Strategic Communications

Jeff Honza, Assistant Director of Athletics
Office Phone.....(573) 651-2933
Mobile.....(618) 528-1145
Email.....redhawk1@me.com

Missouri State Probable Starting Pitcher

	#	Name	Ht.	Wt.	Cl.	Hometown (Previous School)
Tuesday	-	TBA	-	-	-	-

Southeast Missouri Probable Starting Pitcher

	#	Name	Ht.	Wt.	Cl.	Hometown (Previous School)
Tuesday	26	Collin Wilma	RHP	6-4	190	So. Tinley Park, Ill. (Tinley Park)

Final Midweek Tilt

Ohio Valley Conference co-leader Southeast Missouri (30-16) hosts Missouri State (22-22) in its final midweek matchup of the regular-season Tuesday. First pitch is set for 5 p.m., CT at Capaha Field.

Follow the Redhawks

Listen on the radio at ESPN 93.5 FM and 1220 AM. Erik Sean will call the action. Live stats can be accessed at SEMORedhawks.com. Twitter updates available @SEMObaseball.

Series History

Tuesday marks the fourth time in-state schools Southeast Missouri and Missouri State meet this season. The teams played a three-game series in Springfield earlier this year on Mar. 19-20. MSU won the series, 2-1. Overall, Tuesday marks the 111th time the Redhawks and Bears face each other. MSU leads the all-time series, 69-41.

Last Non-Conference Matchup

The Redhawks square off against Missouri State in their final non-conference game of 2022. Southeast Missouri is 17-11 in non-conference action. That mark includes an 11-1 record against non-league foes at Capaha Field.

Oklahoma State Recap

The Redhawks dropped three games to #3 Oklahoma State (May 6-8). OSU was the second ranked opponent Southeast Missouri played this season. The Redhawks opened the 2022 slate with a stunning series win over then-#22 Dallas Baptist (Feb. 18-20). SEMO went 2-4 against ranked opponents this year.

Sperling Produces

Danny Sperling started two of Southeast Missouri's three games in the Redhawks latest series at #3 Oklahoma State (May 6-8). Sperling hit .500 with a run scored, double, three hits and three RBI. He also walked once and boasted a .571 on-base percentage against the Cowboys.



Southeast Missouri or **SEMO** is the preferred reference for Southeast Missouri State University athletic teams. Southeastern Missouri State is not an acceptable reference.



SOUTHEAST MISSOURI BASEBALL NOTES

MISSOURI STATE // MAY 10

Redhawks Get 30 Wins

Southeast Missouri became the first team in the Ohio Valley Conference to reach 30 wins this season. SEMO picked up its 30th victory with a series-clinching 11-4 win at Belmont (May 1). The 30-win season is the second-straight with Andy Sawyers at the helm and 15th in program history. SEMO also won 30 or more games for the fifth time in eight years. SEMO's 30 wins are second in the OVC behind Belmont (31-16). One more victory will give Sawyers his most wins in a season in six years as SEMO's skipper.

Tied for First

The Redhawks and Belmont share the top spot in the Ohio Valley Conference standings with identical 13-5 league records. Southeast Missouri reclaimed first after its big series win at Belmont (Apr. 29-May 1). SEMO entered that series in second behind the Bruins, but took two of three to move into first. Eastern Illinois (9-5) rounds out the top three in the standings. SEMO has two series left in league play. The Redhawks host UT Martin (May 13-15) and close out the regular-season at Eastern Illinois (May 19-21) after they face Missouri State this week.

150 On the Horizon

Andy Sawyers is two wins away from getting 150 as a head coach. Sawyers, who is in his sixth year at Southeast Missouri, is 148-134 all-time as an NCAA Division I head coach. He is 60-38 overall and 30-15 in the Ohio Valley Conference with one OVC regular-season and tournament title, and one NCAA Tournament berth since the start of the 2021 campaign.

Series Wins

The Redhawks claimed wins in 23 of their last 29 series dating back to their COVID-shortened 2020 campaign. At one time, Southeast Missouri posted 11-consecutive series wins during that stretch. This year, SEMO has claimed a total of 10 series victories. The Redhawks most series wins in a season under Head Coach Andy Sawyers stand at 11 during the 2021 campaign.

Redhawks Third in Single-Season Home Runs

With its 78 home runs this season, Southeast Missouri passed its total of 37 homers in 52 games a year ago by a +41 margin. The 2022 team is now third all-time in single-season home runs during SEMO's NCAA Division I era. The single-season Division I record is 92 home runs set by the 2000 club. This year's 78 bombs are the most by a Andy Sawyers coached team. Here are the Redhawks top-five single-season home run marks since they turned Division I in 1991-92.

92 home runs -- 2000

90 home runs -- 1998

78 home runs -- 2022

76 home runs -- 2010

71 home runs -- 2009

Home Run Streak

Andrew Keck hit a home run in four-straight games from Apr. 29-May 3. Keck became the second Redhawk to accomplish the feat this season when he hit a solo home run in the top of the sixth inning at Missouri (May 3). Peyton Leeper also homered in four-straight games from Mar. 8-13.

Wilma is Back

Right-hander Collin Wilma returned from a stress fracture injury to make his first start on the mound in over a year at Missouri (May 3). Wilma worked 1.1 innings with one strikeout in a loss against the Tigers. He also gave up two runs on one hit. Wilma last pitched at Belmont on May 1, 2021 before making his first appearance and start of the season at Missouri.

Extra! Extra!

The Redhawks have gone to extra innings seven times this year. Southeast Missouri won a pair of 10-inning contests vs. Morehead State before falling at Southern Illinois (Apr. 26). SEMO then beat Belmont, 5-4, in a series-opening win in 10 innings on Apr. 29. The Redhawks are 6-1 in those matchups.

2022 OVC Standings (as of May 8)

School	Conference				Overall			
	W	L	T	Pct.	W	L	T	Pct.
Southeast Missouri	13	5	0	.722	30	16	0	.652
Belmont	13	5	0	.722	31	16	0	.660
Eastern Illinois	10	8	0	.556	29	15	0	.659
Morehead State	10	8	0	.556	21	24	0	.467
SIUE	9	9	0	.500	22	21	0	.512
Austin Peay	9	9	0	.500	18	30	0	.375
Murray State	10	11	0	.476	26	21	0	.553
Tennessee Tech	7	11	0	.389	23	21	0	.523
UT Martin	3	18	0	.143	10	32	0	.238

This Week's Schedule

Tuesday, May 10

Eastern Illinois at Western Illinois, 3 p.m.

Lipscomb at Belmont, 5 p.m. (ESPN+)

Southern Illinois at SIUE, 5 p.m.

Missouri State at Southeast Missouri, 5 p.m.

Marshall at Morehead State, 5:30 p.m. (ESPN+)

UT Martin at Kentucky, 5:30 p.m.

Tennessee Tech at Middle Tennessee, 6 p.m.

Western Kentucky at Austin Peay, 6 p.m. (ESPN+)

Wednesday, May 11

North Alabama at Belmont, 5 p.m. (ESPN+)

SIUE at Evansville, 6 p.m.

Friday, May 13

*SIUE at Morehead State, 4 p.m. (ESPN+)

*Eastern Illinois at Belmont, 5 p.m. (ESPN+)

Western Illinois at Murray State, 5 p.m.

*Austin Peay at Tennessee Tech, 6 p.m.

***UT Martin at Southeast Missouri, 6 p.m. (ESPN+)**

Saturday, May 14

Western Illinois at Murray State, 2 p.m.

*Eastern Illinois at Belmont, 2 p.m. (ESPN+)

*Austin Peay at Tennessee Tech, 2 p.m.

***UT Martin at Southeast Missouri, 2 p.m. (ESPN+)**

*SIUE at Morehead State, 5 p.m.

Sunday, May 15

*SIUE at Morehead State, 12 p.m. (ESPN+)

*Eastern Illinois at Belmont, 1 p.m. (ESPN+)

*Austin Peay at Tennessee Tech, 1 p.m.

***UT Martin at Southeast Missouri, 1 p.m. (ESPN+)**

Western Illinois at Murray State, 1 p.m. (ESPN+)



Keck's Hitting Streak Ends at 12 Games

Andrew Keck's 12-game hitting streak recently ended at Oklahoma State (May 7). Keck was the fourth Redhawk to put together a double-digit game hitting streak in 2022. His 12-game hitting streak stands tied for the longest on the team. He hit .533 with five runs, two doubles, three home runs, six RBI and a stolen base during his four starts from Apr. 26-May 1. Keck had two hits in each of the first two games of the Belmont series (Apr. 29-30) and later finished his big week by going 3-for-4 with three runs, a double, home run and two RBI against the Bruins on May 1. He homered in all three games of the Belmont series en route to securing Co-Ohio Valley Conference Player of the Week honors on May 2.

10 or More Home Runs

Four Redhawks have 10 or more home runs this season. Tyler Wilber leads the team with 15 round-trippers, while Andrew Keck follows close behind with 14. Jevon Mason and Lincoln Andrew round out that group with 11 and 10, respectively. Wilber and Keck rank tied for third and fifth among the Ohio Valley Conference's home run leaders.

Another Sweep

Southeast Missouri recorded its sixth series sweep of the season when it beat Morehead State (Apr. 22-23). SEMO won two of its three games against the Eagles by one run in extra innings. The Redhawks came from behind to win all three games.

Bombs Away

The Redhawks hit five home runs in a game for the fourth time this season in their series finale against Morehead State (Apr. 23). Lincoln Andrews accounted for three of those round-trippers in the doubleheader. Andrews hit a grand slam in SEMO's 16-9 victory and then homered twice in the Redhawks 9-8 win.

That's a Relief

Kyle Miller posted a pair of victories out of the bullpen against Morehead State (Apr. 22, Apr. 23). Miller recorded 10 strikeouts and did not allow a walk in those appearances. He struck out five in 2.1 innings during game one of the series and closed out the weekend strong

by striking out five more in three scoreless innings during game three.

Power Five Matchup

#3 Oklahoma State was the third Power Five team Southeast Missouri played during the final leg of its 2022 regular-season. Tyler Wilber narrowly missed hitting for the cycle to lead SEMO to a dominating 13-3 win over SEC member Ole Miss (Apr. 19). Wilber went 4-for-6 with three runs scored, a double, home run and three RBI. SEMO, which handed Ole Miss its largest non-conference loss of the season to date, knocked off a SEC opponent for the first time in five years. The win was also the Redhawks first over a Power Five conference foe since 2019 (3-2, at Purdue). SEMO recently fell to fellow SEC foe Missouri, 9-3, on May 3 and dropped a three-game series at OSU (May 6-8).

Second in Wins

Southeast Missouri ranks second in the Ohio Valley Conference with 30 wins this season. The Redhawks 16 losses are second-fewest in the OVC. SEMO is 48th in the nation with a .652 winning percentage.

Williams Strikes Out Nine

Austin Williams recorded a career-high nine strikeouts in his win over Tennessee Tech on Apr. 15. The nine strikeouts are the most in a game by any Southeast Missouri pitcher this season.

Two-Home Run Games

Andrew Keck became the fourth player to get two or more home runs in a game for the Redhawks this season when he homered twice at Tennessee Tech (Apr. 15). Lincoln Andrews (3, at Austin Peay, Apr. 2; 2, vs. Morehead State, Apr. 23), Ty Stauss (2, at Austin Peay, Apr. 3) and Tyler Wilber (2, vs. Valparaiso, Mar. 13) also reached the feat.

One Home Loss

The Redhawks saw a program record 17-game home winning streak end with its only loss at Capaha Field on Apr. 12. Southeast Missouri dropped a tight 3-2 contest to longtime rival Southern Illinois in the 91st meeting between the teams. It was the first time SEMO fell at home since May 21, 2021 (9-2, vs. UT Martin).

The 17-game stretch was the second-longest home winning streak in the nation at the time.

Midweek Games

The Redhawks scored in every inning en route to blowing out Saint Louis, 16-5, in their first midweek game of the season on Mar. 1. SEMO established season-highs in runs (16) and hits (16) against the Billikens. SEMO also beat Arkansas State twice (Mar. 8, Apr. 5) and Saint Louis (Mar. 29) again, and toppled Ole Miss (Apr. 19). Additionally, the Redhawks dropped a 9-3 contest at Missouri (May 3). The Redhawks are 5-5 in midweek action this year.

Great at Home

Southeast Missouri is 20-1 at home this season. The Redhawks won 22 of their last 24 matchups at Capaha Field dating back to the 2021 campaign. SEMO is 91-42 at home under Head Coach Andy Sawyers. The 20 home wins are most in the Ohio Valley Conference and most in a season under Sawyers. The Redhawks last had 20 home wins in a season during the 2010 campaign (21-6).

Best Home Record in the Country

The Redhawks (20-1) presently have the best home record in the nation. Central Michigan (16-1), Tennessee (30-2), Maryland (20-2) and UConn (17-2) complete the top-five home records in NCAA Division I baseball.

That Was Fast

With its win over Arkansas State on Apr. 5, Southeast Missouri reached 20 wins in a season quicker than it has ever done under Head Coach Andy Sawyers. The Redhawks 20th win came 25 days sooner than it did a year ago (Apr. 30, 2021).

Longest Road Stretch

Southeast Missouri wrapped up its season-long eight-game road trip with a 2-6 record. SEMO won a three-game series at Belmont (Apr. 29-May 1) and fell to Southern Illinois (Apr. 26), Missouri (May 3) and #3 Oklahoma State (May 6-8) during that stretch.



SOUTHEAST MISSOURI BASEBALL NOTES

MISSOURI STATE // MAY 10

Record Home Winning Streak

The Redhawks 17-game home winning streak marked the longest in program history. Southeast Missouri went undefeated through its first 17 home games of a season for the first time ever. Prior to this year, SEMO began the 2000 campaign at 13-0 at home. The Redhawks have the most home victories and best home record in the Ohio Valley Conference.

Get Out the Brooms!

Southeast Missouri swept eight opponents this season. The Redhawks completed three-game sweeps vs. Bellarmine (Feb. 26-27), Bradley (Mar. 4-5), Valparaiso (Mar. 12-13), SIU Edwardsville (Mar. 25-27), Murray State (Apr. 8-10) and Morehead State (Apr. 22-23). SEMO also swept its home-and-home series vs. Saint Louis and Arkansas State. The eight series sweeps are the most in a season with Andy Sawyers at the helm. In all, the Redhawks have 16 series sweeps under Sawyers. Interestingly enough, SEMO did not sweep any opponent during its entire 2021 campaign.

Getting On Base

Jevon Mason has reached base in 24 consecutive games and Andrew Keck has done the same in 23-straight contests. Mason's 24-game reached base streak is the longest on the team this season. Keck's 23-game stretch is alone in second.

Comeback Kids

The Redhawks have 21 come-from-behind victories this season, including 11 after they trailed in the first inning. Southeast Missouri came back to win 10 of its 18 Ohio Valley Conference games this year.

Wilber Wins First OVC Player of the Week Honor

Preseason Ohio Valley Conference Player of the Year Tyler Wilber won his first OVC Player of the Week honor on Apr. 11. Wilbertook over as Southeast Missouri's top hitter following four-straight multiple-hit performances last week. For the week, he hit .722 (13-for-18) with eight runs scored, a pair of doubles, two home runs, six RBI, a 1.167 slugging percentage and .722 on-base percentage. Wilber hit the go-ahead home run during game two vs. Murray State (Apr. 9) and the tying home run against the Racers on Apr. 10. For the Murray State

series alone, Wilber had back-to-back four-hit games and one three-hit contest. He hit .786 with 11 hits in 14 at-bats and boasted a 1.286 slugging percentage in that series. Wilber raised his batting average 63 points from .304 to .367 during that four-game stretch.

Walk-Off Wins

First baseman Lincoln Andrews snapped a 7-7 tie with a leadoff walk-off home run in the bottom of the 11th inning to give Southeast Missouri an 8-7 come-from-behind win in its series-opener vs. Bellarmine (Feb. 26). The walk-off hit marked the first of Andrews' career. Brett Graber then delivered a RBI-single with no outs in the bottom of the ninth inning to give SEMO an 11-10 win over Murray State (Apr. 10). Graber also hit a walk-off home run to give the Redhawks a 9-8 win in the 10th inning vs. Morehead State (Apr. 23).

Mr. Clutch

Center fielder Brett Graber hit a two-out bases clearing triple to lift Southeast Missouri to its 8-5 midweek win over Arkansas State (Apr. 5). SEMO held a 5-0 lead, but ASU scored four times in the sixth and added another run to tie the game in the top of the seventh. The Redhawks, however, kept their poise and quickly responded during their turn in the seventh. Jevon Mason reached on a one-out error and moved into scoring position on a two-out single by Tyler Wilber. After Mason and Wilber advanced on a wild pitch, Andrew Keck walked to load the bases. Graber, behind 1-2 in the count, then tripled to right to clear the bases and put SEMO ahead. It was the second triple of Graber's career. Five days later, Graber delivered the RBI-single in the bottom of the ninth to send SEMO to an 11-10 walk-off victory over Murray State (Apr. 10).

Redhawks at Capaha

Just how good is Southeast Missouri at home? SEMO is hitting .309 and outscoring opponents by a staggering +92 margin (202-110). The Redhawks hit 44 home runs at Capaha Field for a little over two (2.09) per home contest. Additionally, SEMO has scored 10 or more runs 11 times and collected 10 or more hits a total of 13 times on its home field. Individually, Tyler Wilber boasts a .442 batting average with 29 runs, seven doubles, nine home runs and 32 RBI, while Brett Graber and Andrew Keck follow hitting .434 and .393 at home, respectively.

Marching On

Southeast Missouri finished with a 13-4 record in March, its best in that month under Head Coach Andy Sawyers. In its 17 March contests, SEMO outscored its opponents by a +42 margin (136-94) and hit 28 home runs.

Andrews Notches Career-High in Home Runs

First baseman Lincoln Andrews went 3-for-4 with a career-high three home runs at Austin Peay (Apr. 2). Andrews homered in each of his first three at-bats of the game with a solo bomb in each of the second and sixth innings, and a two-run shot in the fourth. He became the first Redhawk to hit three home runs in a game since fellow first baseman Matt Teller accomplished the feat at UT Martin (Mar. 30, 2014).

Wilber Hits 20th Career Home Run

Tyler Wilber hit his 20th career home run to clinch Southeast Missouri's 6-5 win over Austin Peay (Apr. 3). Wilber's solo shot in the top of the ninth inning loomed large in the end of the close contest. He hit his 20th career home run on the day he made his 150th career start as a Redhawk. Wilber was also ranked as the #22 shortstop in the country by D1Baseball during week six (Mar. 28-Apr. 3).

OVC Openers

With its 2-1 win over SIU Edwardsville (Mar. 25), Southeast Missouri moved to 19-12 all-time in Ohio Valley Conference openers. That mark includes a 4-2 record under Head Coach Andy Sawyers. SEMO has opened conference play with a win in four of its last five seasons.

Strong OVC Start

Southeast Missouri won each of the first two games of its Ohio Valley Conference opening series against SIU Edwardsville (Mar. 25-27) on a two-out double in the middle innings. In game one, Ben Palmer doubled off the left field wall to score Joel Vaske and Ty Stauss in the bottom of the fifth inning. Tyler Wilber then doubled home Jevon Mason and Stauss with two outs in the bottom of the sixth during game two. Andrew Keck and Palmer each homered to lift the Redhawks to a 5-2 win in the series finale. SEMO began OVC play with a series sweep for the first time under Head Coach Andy Sawyers and first time since 2016. The Redhawks and Eastern Illinois were the



only two teams that swept during the league's opening weekend. SEMO is first in the OVC standings with a 13-5 mark.

Best Start in Division I Era

The Redhawks began the 2022 season at 13-1, their best start in their NCAA Division I era. Southeast Missouri moved to the D-I ranks in 1992. SEMO's 13-1 start tied with the 1973 team which also won 13 of its first 14 contests.

RPI Update

Southeast Missouri has a RPI rating of 49 (through games of May 3). SEMO currently holds the highest RPI of any team in the Ohio Valley Conference. This year is the highest SEMO has ranked in RPI under Head Coach Andy Sawyers. The Redhawks other RPI rankings with Sawyers at the helm include 87th (2021), 136th (2017), 200th (2018, 2020) and 259th (2019). SEMO has faced five teams ranked among the top 63 in RPI, including Oklahoma State (3rd, 0-3), Dallas Baptist (5th, 2-1), Missouri (40th, 0-1), Ole Miss (59th, 1-0) and Belmont (63rd, 2-1). The Redhawks are 5-6 in those contests.

Miller Gets Pair of Saves

Right-hander Kyle Miller pitched five scoreless innings out of the bullpen en route to picking up two saves in Southeast Missouri's sweep of SIU Edwardsville (Mar. 25-27). Miller struck out four and allowed only one hit in three innings during game one. In the series finale, he struck out three and gave up just one hit in two more scoreless innings. For the weekend, Miller struck out seven, walked two and scattered two hits in five innings. He has allowed only four earned runs in 27.2 innings through 14 relief appearances this season. Miller ranks tied for third in the Ohio Valley Conference with six saves. He also leads the team and ranks second in the league with five wins (5-2).

Keck Triples and Scores

After Tyler Wilber's game-tying home run in the bottom of the ninth inning vs. Murray State (Apr. 10), Andrew Keck tripled and later scored the winning run in Southeast Missouri's 11-10 victory. The triple was Keck's first of the season.

OVC Slate

The 24-game Ohio Valley Conference slate for the reigning OVC Champion and preseason favorite Southeast Missouri baseball team started with a series sweep of SIU Edwardsville (Mar. 25-27). The rest of the league schedule includes home series with Murray State (Apr. 8-10), Morehead State (Apr. 22-24) and UT Martin (May 13-15). SEMO's OVC road schedule consists of Austin Peay (Apr. 1-3), Tennessee Tech (Apr. 14-16), Belmont (Apr. 29-May 1) and Eastern Illinois (May 19-21).

Yard Work

Southeast Missouri has homered in 35 of its 46 games and hit a series-best 10 round-trippers vs. Valparaiso (Mar. 12-13). SEMO finished with a season-high five home runs in two games -- vs. Bradley (Mar. 4); vs. Valparaiso (Mar. 13). Twenty-four of the Redhawks home runs have come against Missouri Valley Conference teams. SEMO is second in the Ohio Valley Conference behind Tennessee Tech (86) with 78 home runs. The Redhawks have hit a home run in 12 of their last 14 games.

Atop the OVC

As a team, Southeast Missouri leads the Ohio Valley Conference in RBI (323). Individually, Tyler Wilber leads the league in RBI (58) and Jevon Mason is first among league leaders in runs (56). Jason Rackers is first in strikeouts looking (20).

Bullpen Gets it Done

Southeast Missouri's bullpen did not allow a run in four-straight games from Mar. 25-29. SEMO's relievers combined to pitch 19.1 scoreless innings and allowed only four hits in that span. The bullpen also accounted for 16 strikeouts, three wins and two saves during that time.

Klein Time

Right-hander Anthony Klein earned his first career win in relief when he beat Saint Louis (Mar. 29). A freshman from St. Louis, Klein tossed 3.2 scoreless innings of no-hit baseball. He also struck out five and did not give up a walk against the Billikens. Klein was the Prospect League's top reliever last summer for the Cape Girardeau-based Cape Catfish.

Spencer For Hire

Junior Spencer Parker got his first NCAA Division I RBI-hit with a single in the top of the ninth inning at Saint Louis (Mar. 29). Parker, a transfer from Iowa Western Community College, finished with a career-high two hits in that contest. He matched his career-best with two hits at Ole Miss (Apr. 19).

Winning Streak Ends at 11

Southeast Missouri saw its 11-game winning streak end when it fell to Indiana State, 10-1, on Mar. 15. The winning streak was SEMO's longest since it won 11 in a row (Mar. 18-Apr. 5) during the 2016 campaign. At the time, it was the third-longest winning streak in NCAA Division I baseball this year.

Great Work Williams

Right-hander Austin Williams picked up his first two wins of the season out of the bullpen for Southeast Missouri last week. Williams struck out four, walked none and allowed just one hit in 3.1 scoreless innings to get his first win at Arkansas State (Mar. 8). He then struck out a career-high seven in the longest outing of his career (five innings) to beat Valparaiso (Mar. 13). Williams retired seven-straight Valpo hitters exiting the game in the ninth. For the week, he went 2-0 with a 1.08 ERA, allowed just one run, scattered four hits, struck out 11 and walked one in two relief appearances.

They Did That Twice?

In each of the final two games of its series against Valparaiso (Mar. 13), Southeast Missouri homered three times and scored six runs in an inning. SEMO trailed, 6-3, in game one before Peyton Leeper, Tyler Wilber and Lincoln Andrews homered in the bottom of the fourth. That six-run inning lifted the Redhawks to a 16-6 win as SEMO scored the final 13 runs of the game. In game two, the Redhawks were down, 3-0, when Jevon Mason, Wilber and Brett Graber homered as part of a six-run third inning. SEMO later won that contest by a score of 10-8. The Redhawks fell behind in the first inning during every game against Valparaiso before sweeping the series with three come-from-behind victories.



SOUTHEAST MISSOURI BASEBALL NOTES

MISSOURI STATE // MAY 10

Seeing Double

The Redhawks scored double-digit runs 15 times this season. Southeast Missouri scored 10 or more runs in seven consecutive games for the first time in program history from Feb. 27-Mar. 8. The Redhawks rank tied for second in the Ohio Valley Conference with 327 runs.

Power Outage

Ten different players have homered for Southeast Missouri this season. Tyler Wilber leads the Redhawks with 15 home runs, while Andrew Keck (14), Jevon Mason (11) and Lincoln Andrews (10) join Wilber with 10 or more homers. Peyton Leeper and Brett Graber have six and Ty Stauss and Ben Palmer each have five. Joel Vaske and Spencer Parker have four apiece.

Leeper Tabbed OVC Player of the Week

Southeast Missouri utility player Peyton Leeper won Southeast Missouri's first Ohio Valley Conference Player of the Week honor of the 2022 season on Mar. 14. A native of Mokane, Missouri, Leeper homered in all four of his starts last week helping the Redhawks extend their winning streak to 11 games. He broke SEMO's series-opener against Valparaiso (Mar. 12) open with a grand slam, the first of his career. Leeper then homered in both games of the series-ending doubleheader against the Beacons the following day. His second round-tripper that day was a game-winning two-run homer in the bottom of the eighth inning during the night-cap. Leeper's other home run for the week came in a midweek matchup at Arkansas State (Mar. 8). In the Valparaiso series alone, Leeper finished with three home runs, six runs scored and nine RBI. For the week, he hit .353 with four of his six hits coming via the long ball. He scored nine times, had 10 RBI, boasted a 1.059 slugging percentage, recorded a .500 on-base percentage and was a perfect 3-of-3 in stolen bases. Leeper carries a six-game hitting streak into this week's action. Leeper won the award for the first time in his career. UT Martin right-hander Rhett Fetner (Pitcher of the Week) rounded out the week's honorees.

Wilber Clears 200 Hits

Tyler Wilber went over 200 career hits in the Redhawks series sweep of Valparaiso (Mar. 12-13). Wilber hit a team-high .500 in the series. He had four runs, six hits, three home runs, seven RBI and a 1.250 slugging percentage against the Beacons. Wilber got his 200th career hit on a two-out single in the bottom of the eighth inning during game two of the series. He now has 248 hits in his career.

Over 150

Andrew Keck (193) surpassed 150 hits in his career against Valparaiso (Mar. 12-13). Keck hit .357 with a run scored, home run and two RBI against the Beacons. He is the second player on this year's team to reach 150 or more hits joining Tyler Wilber (248). Jevon Mason became the third player on this year's roster to get over 100 career hits (112).

NCAA Division I Rankings (Top-25)

As of games through May 8 the Redhawks rank among the top 25 NCAA Division I teams home runs per game (17th, 1.7) and home runs (16th, 78). Individually, Tyler Wilber is 20th in RBI (58) and Jevon Mason rates 23rd in runs (56) and 25th in runs per game (1.2).

Stealing the Show

Andrew Keck is 10-of-14 on the basepaths this season. Keck has 44 stolen bases and is ninth on Southeast Missouri's all-time career stolen base list. Jevon Mason leads SEMO in stolen bases with 16 in 18 attempts.

Graber Goes Off

Outfielder Brett Graber hit a series best .455 with three runs, two doubles, two home runs and eight RBI in Southeast Missouri's three-game set vs. Bradley (Mar. 4-5). Graber went 5-for-11 at the plate. He also walked twice, boasted a 1.182 slugging percentage and finished with a .538 on-base percentage against the Braves.

Double-Digit Hits

Southeast Missouri registered double-digit hits in 22 games. SEMO is 19-3 in games when it gets 10 or more hits. It finished with a season-high 16 hits vs. Saint Louis (Mar. 1) and Valparaiso (Mar. 13).

RBI Guys

Tyler Wilber and Andrew Keck are first and fourth in the Ohio Valley Conference with 58 and 53 RBI, respectively. Wilber (17) and Keck (16) have combined for 33 multiple-RBI games this season.

Huge Week for Keck

Andrew Keck hit safely in three of Southeast Missouri's four wins last week. A native of St. Louis, Missouri, Keck opened the week by going 4-for-5 with a double, grand slam, career-high four runs and career-best seven RBI vs. Saint Louis (Mar. 1). The grand slam was Keck's second of the season that came in a three-day span. He also went 3-for-4 with two runs and one RBI vs. Bradley (Mar. 5) after finishing with two hits and two RBI the day before against the Braves. SEMO swept BU for its second series sweep of the season. For the week, Keck hit .563 (9-for-16) with nine runs, a double, grand slam, 11 RBI, three stolen bases and three walks. He boasted a .813 slugging percentage and .600 on-base percentage, as well.

Career Day for Keck

Catcher Andrew Keck went 4-for-5 with a grand slam, double, two singles, four runs scored, two stolen bases and seven RBI to lead Southeast Missouri to its win over Saint Louis (Mar. 1). Keck hit safely in each of his first three at-bats. His four runs and seven RBI are new career-highs, while his four hits match a career-best. Keck leads the team with a .412 batting average.

Grand Slamming

Andrew Keck hit his second grand slam in three days against Saint Louis (Mar. 1). Keck launched his team-high third home run of the season over the left field wall in the bottom of the sixth inning. He smashed his first career grand slam to help send Southeast Missouri to a 10-2 win over Bellarmine (Feb. 27). That round-tripper came in the bottom of the first inning against the Knights.

Mason Plays Strong

Leadoff man Jevon Mason is Southeast Missouri's fourth-leading hitter with a .306 batting average. Mason ranks first on the team in runs (56), tied for third in doubles (11) and third in home runs (11). He is also third on the



team in slugging percentage (.579) and third in on-base percentage (.419) through 46 starts.

Over .300

Southeast Missouri has four players hitting over .300 through 46 games this season. Andrew Keck leads the team with a .367 clip, while Tyler Wilber (.340), Brett Graber (.324) and Jevon Mason (.306) follow. Those four players have accounted for 177 RBI, as well.

Six-Inning Starts

Left-hander Noah Niznik and right-hander Jason Rackers have combined for seven, six-inning starts this season. Niznik went six innings to beat Bellarmine for his first win on Feb. 27 allowing just one run on five hits. He also struck out two and walked one in his longest start since pitching seven innings in a no-decision vs. Austin Peay (Mar. 20, 2021). Rackers picked up his second victory of the year after scattering four hits, giving up three runs and striking out four in six innings at Missouri State (Mar. 19). He then collected six strikeouts when he worked six innings in a no-decision vs. SIU Edwardsville (Mar. 25). Niznik worked six innings with seven strikeouts in a no-decision at Austin Peay (Apr. 2). Most recently, Rackers had a season-high seven strikeouts in a win over Murray State (Apr. 8) and worked a season-long 7.1 innings with five strikeouts in a no-decision at Belmont (Apr. 29).

What a Weekend!

The Redhawks used a pair of extra inning victories to win their season-opening series on the road at #22 Dallas Baptist (Feb. 18-20). Southeast Missouri stunned the Patriots with 7-6 win in 12 innings on Feb. 18, a game that lasted four-and-a-half-hours. In less than 24 hours, the Redhawks turned around to come-from-behind and beat DBU, 6-5, in 10 innings during another one-run affair. SEMO claimed a series win against a ranked opponent for only the second time in program history. The Redhawks also took two of three at then-#16 Alabama to open the 2009 campaign.

Home-Openers

Southeast Missouri improved to 21-10 all-time in home-openers in its NCAA Division I era (since 1992). The Redhawks are now 4-2 in such games under Head Coach Andy Sawyers.

Sawyers' home-opening wins came in 2022 (8-7, vs. Bellarmine), 2017 (22-2, vs. Western Illinois), 2019 (5-1, vs. Western Michigan) and 2021 (4-3, vs. Illinois State).

Miller Named OVC Pitcher of the Week

Southeast Missouri sophomore right-hander Kyle Miller won the first Ohio Valley Conference Pitcher of the Week award of the 2022 season on Feb. 21. Miller picked up his first win of the season at #22 Dallas Baptist on Feb. 18. He came out of the bullpen to toss six scoreless innings to help lead the Redhawks to a 12-inning one-run upset of the nationally-ranked Patriots. Miller struck out four, walked two and allowed only three hits in his first appearance of the year as SEMO posted a series win against a ranked opponent for only the second time in program history.

Ranked Teams Fall on Opening Day

#22 Dallas Baptist was one of six ranked teams to lose on opening day. Southeast Missouri edged the Patriots, 7-6, in 12 innings on Feb. 18. The win snapped an eight-game losing streak against ranked opponents for the Redhawks and marked their first victory over a ranked foe since Apr. 29, 2018 (10-6, vs. #20 Tennessee Tech). After getting two wins against the Patriots, Andy Sawyers now has a total of three victories over ranked teams as SEMO's head coach.

Vote-Getters

Southeast Missouri was one of two Ohio Valley Conference teams receiving votes in this week's National Collegiate Baseball Writers Association (NCBWA) Poll on Feb. 21. Dallas Baptist, which was ranked #22 entering the 2022 season, dropped out of the poll after losing two of three in its season-opening series against the Redhawks.

Redhawk Debuts

Nine players, including Spencer Parker, Joel Vaske, Ryan Malzahn, Ben Palmer, Wyatt Grant, Jason Rackers, Tommy Windt, Ethan Osborne and Anthony Klein made their Southeast Missouri debuts during opening weekend at #22 Dallas Baptist (Feb. 18-20). Palmer started three games at second base and Vaske saw action in all three contests and logged two starts. Rackers also struck out six in 5.2

innings during SEMO's game two win on Feb. 19.

Big Hits

Down, 3-1, with one out in the top of the ninth inning of game two at #22 Dallas Baptist (Feb. 19), pinch-hitter Joel Vaske hit a three-run home run to put the Redhawks ahead. SEMO scored four runs in the inning to grab a 5-3 advantage. After DBU hit a two-run home run to send the game to extra innings in the bottom of the ninth, Brett Graber hit a two-out single to score Andrew Keck for the game-winner. Keck doubled, went to third on a wild pitch and scored the winning run on Graber's hit. Vaske hit .333 with two extra base hits, two runs, four RBI, a .788 slugging percentage and .455 on-base percentage in his first three games as a Redhawk.

Season-Openers

Southeast Missouri improved to 13-18 all-time in season-openers during its NCAA Division I era (since 1992). SEMO is now 4-2 in such games under Head Coach Andy Sawyers. SEMO beat Western Michigan at home in 2019, UT Arlington in Nacogdoches, Texas in 2017, South Alabama in Mobile, Alabama in 2021 and #22 Dallas Baptist in Dallas, Texas for Sawyers' season-opening victories.

Season 64

The 2022 campaign marks Southeast Missouri's 64th year of college baseball. The Redhawks are in their 31st season as an NCAA Division I program. SEMO is 1,424-1,154 all-time and 889-766-1 at the NCAA Division I level since the inception of its baseball program. The Redhawks have a 444-299-1 record in Ohio Valley Conference play. SEMO won five OVC regular-season titles (2002, 2014, 2015, 2016, 2021), four OVC Tournament crowns (1998, 2002, 2016, 2021) and made four NCAA Tournament appearances (1998, 2002, 2016, 2021) in program history.

OVC Preseason Favorite

Southeast Missouri was tabbed the preseason favorite in the 2022 Ohio Valley Conference Baseball Preseason Poll on Feb. 10. The reigning OVC regular-season and tournament champion, SEMO received eight of the possible 18 first-place nods in the overall voting by league Head Coaches and Communication Directors. SEMO accumulat-



SOUTHEAST MISSOURI BASEBALL NOTES

MISSOURI STATE // MAY 10

ed a total of 114 points, while Murray State – which the Redhawks beat to win the OVC Tournament crown in 2021 – was picked second with four first-place votes and 104 points. Morehead State (93 pts.), Austin Peay (87 pts.) and Belmont (86 pts.) round out the top five, while SIU Edwardsville (55 pts.), Eastern Illinois (50 pts.), Tennessee Tech (43 pts.) and UT Martin (16 pts.) complete the nine-team predicted order of finish.

2022 Redhawks

The Redhawks 2022 roster consists of 38 players, including four seniors, 16 juniors, nine sophomores and nine freshmen. Southeast Missouri returns five position starters and two starting pitchers. SEMO also has each of its top five hitters back from last season.

Wilber Named OVC Preseason Player of the Year

Senior shortstop Tyler Wilber was voted the 2022 Ohio Valley Conference Preseason Player of the Year. A native of Los Alamitos, California, Wilber started all 52 games last season. A Second-Team All-OVC pick, he was Southeast Missouri's leading hitter with a .378 batting average. Wilber also led the Redhawks in RBI (49), total bases (109), slugging percentage (.542), and hits (76). He finished the regular-season with a league-best .400 batting average. Additionally, Wilber was a semifinalist for the Brooks Wallace Award.

Batting Titles

Tyler Wilber won the Ohio Valley Conference regular-season batting title twice in his career to date. Wilber was hitting .400 at the end of regular-season play in 2021 and hit .383 during the 2019 campaign.

What a Career!

Tyler Wilber is in his fourth-year as Southeast Missouri's starting shortstop. Wilber has a career batting average of .376. His batting average is the second-highest in a career among players in SEMO's NCAA Division I era behind Todd Shylanski (.387, 1991-92). Wilber ranks fourth all-time among the Redhawks career leaders in batting average and sixth in on-base percentage (.467). He has 248 hits, 147 runs, 52 doubles, six triples, 26 home runs and 159 RBI in 170 starts.

Mason Secures Preseason All-OVC Honors

Left fielder Jevon Mason joined Tyler Wilber on this year's Preseason All-Ohio Valley Conference Team. Mason, who hails from West Des Moines, Iowa, made the league's All-Tournament Team in his first year as a Redhawk in 2021. He ranked second on the team with a .350 batting average behind Wilber. Mason led Southeast Missouri with 14 doubles and boasted a team-best .447 on-base percentage.

170 and Counting

Tyler Wilber has never missed a start in his Southeast Missouri career. The shortstop has started 170 consecutive games as the most experienced player on the roster. Wilber committed only nine errors in 52 starts at short in 2021.

SEMO Spring Fact

Southeast Missouri's baseball (20-1), softball (14-0) and women's tennis (4-2) teams are a combined 38-3 at home this season. All three are were Ohio Valley Conference Champions in 2020-21. Additionally, the women's tennis team won this year's OVC Tournament crown and punched its ticket to the NCAA Tournament for the first time ever.

From Walk-On to Scholarship

What a rookie season right-hander Kyle Miller had for Southeast Missouri in 2021. Miller, who joined the team as a walk-on, compiled a 4-2 record in 20 appearances and five starts. He rated third on the team with 52 strikeouts in 51.1 innings. Miller picked up his first career save on six outs in the Redhawks season-opening win at South Alabama a year ago and then finished his freshman year by throwing a complete game two-hitter with 10 strikeouts in the Redhawks Ohio Valley Conference Tournament Championship win over Murray State. Miller begins his 2022 campaign as a scholarship player.

2022 Schedule

A 55-game schedule with 25 matchups at Capaha Field is in store for the Southeast Missouri baseball team this upcoming 2022 season. SEMO opens its season with a three-game series at reigning Missouri Valley Conference regular-season and tournament champion Dallas Baptist on Feb. 18-20. DBU is one of four NCAA Tournament teams from last season included on the Redhawks 2022

docket. Southeastern Conference member Ole Miss, which hosted the NCAA Regional SEMO played in during the 2021 campaign, will welcome the Redhawks for a midweek tilt on Apr. 19. Indiana State and Oklahoma State are the other 2021 NCAA Tournament participants. SEMO heads to ISU for a two-game set on Mar. 15-16 and travels to OSU (May 6-8) for its final non-conference series. OSU was runner-up in the Big 12 Conference Tournament last season. The Redhawks also face Kentucky (Feb. 22), Bellarmine, Saint Louis (Mar. 1, Mar. 29), Bradley (Mar. 4-6), Arkansas State (Mar. 8, Apr. 5), Valparaiso (Mar. 11-13), Missouri State (Mar. 18-20, May 10) and Southern Illinois (Apr. 12, Apr. 26) in non-conference action. SEMO hosts Bellarmine in its home-opening weekend on Feb. 25-27. The Redhawks 24-game Ohio Valley Conference schedule begins with a home series against SIU Edwardsville (Mar. 25-27). Murray State (Apr. 8-10), Morehead State (Apr. 22-24) and UT Martin (May 13-15) round out SEMO's home OVC foes. SEMO will make trips to Austin Peay (Apr. 1-3), Tennessee Tech (Apr. 14-16), Belmont (Apr. 29-May 1) and Eastern Illinois (May 19-21) for its four conference road series.

OVC Tournament Moves to Lexington

For the first time in 2022, the OVC Baseball Championship will be held at the Lexington Legends Ballpark in Lexington, Kentucky on May 25-28. Since 2001, the Championship has been held at four other neutral locations, including Paducah, Kentucky (2001-09), Jackson, Tennessee (2010-16, 2021), Oxford, Alabama (2017-18) and Marion, Illinois (2019).





SOUTHEAST MISSOURI BASEBALL NOTES

MISSOURI STATE // MAY 10

No.	Name	Pos.	Ht.	Wt.	Cl.	B/T	Hometown (High School/College)
1	Jevon Mason	OF	5-11	202	Jr.	R/R	West Des Moines, Iowa (West Des Moines Valley/Iowa Western CC)
2	Cole Warehime	INF	6-1	185	Fr.	R/R	Downers Grove, Ill. (Downers Grove South)
5	Danny Sperling	INF	6-1	188	Jr.	L/R	Wauconda, Ill. (Wauconda/McHenry County College)
6	Jakob Lewis	INF	5-10	170	Fr.	R/R	Sparkman, Ala. (Sparkman)
7	Kyle Miller	UT	6-2	210	So.	R/R	Eureka, Mo. (Eureka)
8	Ty Stauss	UT	5-10	190	So.	L/R	Wildwood, Mo. (Lafayette)
9	Tyler Wilber	INF	6-3	225	Sr.	R/R	Los Alamitos, Calif. (Los Alamitos/Long Beach City College)
10	Lincoln Andrews	INF	6-4	228	So.	L/R	Canon City, Colo. (Canon City)
11	Ben Palmer	INF	6-3	180	So.	R/R	Fridley, Minn. (Totino-Grace/Iowa Western CC)
12	Andrew Keck	C	6-3	220	Jr.	R/R	St. Louis, Mo. (St. John Vianney)
14	Peyton Leeper	UT	5-11	200	So.	S/R	Mokane, Mo. (South Callaway)
15	Joseph Karall	RHP	6-2	218	So.	R/R	St. Albert, Alberta (Bellerose Composite/Cloud County CC)
16	Wyatt Grant	C	6-1	205	Jr.	R/R	Burkburnett, Texas (Burkburnett/Seward County CC)
17	Josh Cameron	OF	6-4	195	Jr.	R/L	Pflugerville, Texas (Hendrickson/Butler County CC)
18	Noah Niznik	LHP	5-11	196	Jr.	L/L	Imperial, Mo. (St. John Vianney)
19	Spencer Parker	OF	6-1	210	Jr.	L/R	Lee's Summit, Mo. (Lee's Summit/Iowa Western CC)
20	Jason Rackers	RHP	6-7	225	Sr.	R/R	Jefferson City, Mo. (Blair Oaks/Tennessee)
21	Joel Vaske	OF	6-1	205	Jr.	R/R	Dyersville, Iowa (Beckman/Kirkwood CC)
22	Jeb Callaghan	LHP	6-1	222	Jr.	L/L	Yakima, Wash. (Naches Valley/George Washington)
23	Brett Graber	OF	6-0	190	Jr.	R/R	Sacramento, Calif. (Capital Christian School/Cosumnes River College)
24	Fischer Rausch	RHP	6-5	237	So.	R/R	St. Louis, Mo. (Valley Park)
25	Ethan Osborne	LHP	6-1	180	Fr.	L/L	Ashland, Mo. (Southern Boone)
26	Collin Wilma	RHP	6-4	190	So.	R/R	Tinley Park, Ill. (Tinley Park)
27	Austin Williams	RHP	6-3	210	Sr.	R/R	Judsonia, Ark. (White County Central/Three Rivers CC)
28	Anthony Klein	RHP	6-1	225	R-Fr.	R/R	St. Louis, Mo. (Parkway Central)
30	Tommy Windt	UT	6-3	212	Jr.	R/R	Orland Park, Ill. (Carl Sandburg/South Suburban College)
31	Blake Cisneros	LHP	6-1	208	Jr.	L/L	Fenton, Mo. (Rockwood Summit)
32	Connery O'Donnell	RHP	6-3	212	Jr.	R/R	Milliken, Colo. (Roosevelt/Garden City CC)
33	Bryce Grossius	RHP	6-2	210	Jr.	R/R	St. Louis, Mo. (St. Mary's)
34	Alex Esker	LHP	6-4	200	Fr.	L/L	St. Louis, Mo. (Christian Brothers College)
35	Ryan Malzahn	OF	6-4	203	R-Fr.	R/R	O'Fallon, Mo. (O'Fallon Christian)
36	Weston Brockhouse	RHP	6-7	195	Fr.	R/R	Mt Vernon, Ill. (Mt. Vernon/Rend Lake College)
37	Hunter Ralls	RHP	6-3	190	Jr.	R/R	Anna, Ill. (Anna-Jonesboro)
38	Hayden Malenfant	RHP	6-2	197	Sr.	R/R	Whitby, Ontario (Sinclair Secondary/Southeastern CC)
39	Corbin Guthman	RHP	6-3	190	Fr.	R/R	Murphysboro, Ill. (Murphysboro)
44	Matt Perego	RHP	6-7	252	Jr.	R/R	Ballwin, Mo. (Parkway West/John A. Logan College)
45	Tanner Mueller	RHP	6-5	205	Fr.	R/R	Wentzville, Mo. (Lutheran St. Charles)
55	Noah Stone	RHP	6-8	283	So.	R/R	St. Louis, Mo. (Lutheran South/Three Rivers CC)

Coaches & Staff

- 3 Andy Sawyers, Head Coach (Sixth Year)
- Trevor Ezell, Assistant Coach/Hitting (Second Year)
- Dan McKinney, Assistant Coach/Pitching (First Year)
- Drew Millwood, Director of Analytics (Second Year)
- Austin Spainhour, Volunteer Assistant Coach (First Year)
- Ryan Napoli, Strength & Conditioning
- Mike Patke, Athletic Trainer
- Connor Rooney, Manager
- Connor Martin, Manager
- Ben Kouba, Manager
- Evan Gray, Manager

Pronunciations

- Bryce Grossius grocius (like grocery)
- Joseph Karall carroll
- Jevon Mason JUH-von
- Noah Niznik nez-nick
- Matt Perego purr-ay-go
- Ty Stauss stauss (sounds like house)
- Joel Vaske vass-key

SOUTHEAST MISSOURI BASEBALL NOTES

MISSOURI STATE // MAY 10



No.	Name	Pos.	Ht.	Wt.	Cl.	B/T	Hometown (High School/College)
10	Lincoln Andrews	INF	6-4	228	So.	L/R	Canon City, Colo. (Canon City)
36	Weston Brockhouse	RHP	6-7	195	Fr.	R/R	Mt Vernon, Ill. (Mt. Vernon/Rend Lake College)
22	Jeb Callaghan	LHP	6-1	222	Jr.	L/L	Yakima, Wash. (Naches Valley/George Washington)
17	Josh Cameron	OF	6-4	195	Jr.	R/L	Pflugerville, Texas (Hendrickson/Butler County CC)
31	Blake Cisneros	LHP	6-1	208	Jr.	L/L	Fenton, Mo. (Rockwood Summit)
34	Alex Esker	LHP	6-4	200	Fr.	L/L	St. Louis, Mo. (Christian Brothers College)
23	Brett Graber	OF	6-0	190	Jr.	R/R	Sacramento, Calif. (Capital Christian School/Cosumnes River College)
16	Wyatt Grant	C	6-1	205	Jr.	R/R	Burkburnett, Texas (Burkburnett/Seward County CC)
33	Bryce Grossius	RHP	6-2	210	Jr.	R/R	St. Louis, Mo. (St. Mary's)
39	Corbin Guthman	RHP	6-3	190	Fr.	R/R	Murphysboro, Ill. (Murphysboro)
15	Joseph Karall	RHP	6-2	218	So.	R/R	St. Albert, Alberta (Bellerose Composite/Cloud County CC)
12	Andrew Keck	C	6-3	220	Jr.	R/R	St. Louis, Mo. (St. John Vianney)
28	Anthony Klein	RHP	6-1	225	R-Fr.	R/R	St. Louis, Mo. (Parkway Central)
14	Peyton Leeper	UT	5-11	200	So.	S/R	Mokane, Mo. (South Callaway)
6	Jakob Lewis	INF	5-10	170	Fr.	R/R	Sparkman, Ala. (Sparkman)
38	Hayden Malenfant	RHP	6-2	197	Sr.	R/R	Whitby, Ontario (Sinclair Secondary/Southeastern CC)
35	Ryan Malzahn	OF	6-4	203	R-Fr.	R/R	O'Fallon, Mo. (O'Fallon Christian)
1	Jevon Mason	OF	5-11	202	Jr.	R/R	West Des Moines, Iowa (West Des Moines Valley/Iowa Western CC)
7	Kyle Miller	UT	6-2	210	So.	R/R	Eureka, Mo. (Eureka)
45	Tanner Mueller	RHP	6-5	205	Fr.	R/R	Wentzville, Mo. (Lutheran St. Charles)
18	Noah Niznik	LHP	5-11	196	Jr.	L/L	Imperial, Mo. (St. John Vianney)
32	Connery O'Donnell	RHP	6-3	212	Jr.	R/R	Milliken, Colo. (Roosevelt/Garden City CC)
25	Ethan Osborne	LHP	6-1	180	Fr.	L/L	Ashland, Mo. (Southern Boone)
11	Ben Palmer	INF	6-3	180	So.	R/R	Fridley, Minn. (Totino-Grace/Iowa Western CC)
19	Spencer Parker	OF	6-1	210	Jr.	L/R	Lee's Summit, Mo. (Lee's Summit/Iowa Western CC)
44	Matt Perego	RHP	6-7	252	Jr.	R/R	Ballwin, Mo. (Parkway West/John A. Logan College)
20	Jason Rackers	RHP	6-7	225	Sr.	R/R	Jefferson City, Mo. (Blair Oaks/Tennessee)
37	Hunter Ralls	RHP	6-3	190	Jr.	R/R	Anna, Ill. (Anna-Jonesboro)
24	Fischer Rausch	RHP	6-5	237	So.	R/R	St. Louis, Mo. (Valley Park)
5	Danny Sperling	INF	6-1	188	Jr.	L/R	Wauconda, Ill. (Wauconda/McHenry County College)
8	Ty Stauss	UT	5-10	190	So.	L/R	Wildwood, Mo. (Lafayette)
55	Noah Stone	RHP	6-8	283	So.	R/R	St. Louis, Mo. (Lutheran South/Three Rivers CC)
21	Joel Vaske	OF	6-1	205	Jr.	R/R	Dyersville, Iowa (Beckman/Kirkwood CC)
2	Cole Warehime	INF	6-1	185	Fr.	R/R	Downers Grove, Ill. (Downers Grove South)
9	Tyler Wilber	INF	6-3	225	Sr.	R/R	Los Alamitos, Calif. (Los Alamitos/Long Beach City College)
27	Austin Williams	RHP	6-3	210	Sr.	R/R	Judsonia, Ark. (White County Central/Three Rivers CC)
26	Collin Wilma	RHP	6-4	190	So.	R/R	Tinley Park, Ill. (Tinley Park)
30	Tommy Windt	UT	6-3	212	Jr.	R/R	Orland Park, Ill. (Carl Sandburg/South Suburban College)

Roster Breakdown

Total Squad Members	38
Seniors	4
Juniors	16
Sophomores	9
Freshmen	9
Newcomers	14
Position Starters Returning/Lost	5/4
Starting Pitchers Returning/Lost	2/1





SOUTHEAST MISSOURI BASEBALL NOTES

MISSOURI STATE // MAY 10




1
Jevon Mason
OF / 5-11 / 202 / Jr. / R/R
West Des Moines, Iowa



2
Cole Warehime
INF / 6-1 / 185 / Fr. / R/R
Downers Grove, Ill.



5
Danny Sperling
INF / 6-1 / 188 / Jr. / L/R
Wauconda, Ill.



6
Jakob Lewis
INF / 5-10 / 170 / Fr. / R/R
Sparkman, Ala.



7
Kyle Miller
UT / 6-2 / 210 / So. / R/R
Eureka, Mo.



8
Ty Stauss
UT / 5-10 / 190 / So. / L/R
Wildwood, Mo.



9
Tyler Wilber
INF / 6-3 / 225 / Sr. / R/R
Los Alamitos, Calif.



10
Lincoln Andrews
INF / 6-4 / 228 / So. / L/R
Canon City, Colo.



11
Ben Palmer
INF / 6-3 / 180 / So. / R/R
Fridley, Minn.



12
Andrew Keck
C / 6-3 / 220 / Jr. / R/R
St. Louis, Mo.



14
Peyton Leeper
UT / 5-11 / 200 / So. / S/R
Mokane, Mo.




15
Joseph Karall
RHP / 6-2 / 218 / So. / R/R
St. Albert, Alberta, Canada



16
Wyatt Grant
C / 6-1 / 205 / Jr. / R/R
Burkburnett, Texas



17
Josh Cameron
OF / 6-4 / 195 / Jr. / R/L
Pflugerville, Texas



18
Noah Niznik
LHP / 5-11 / 196 / Jr. / L/L
St. Louis, Mo.



19
Spencer Parker
OF / 6-1 / 210 / Jr. / L/R
Lee's Summit, Mo.




20
Jason Rackers
RHP / 6-7 / 225 / Sr. / R/R
Jefferson City, Mo.



21
Joel Vaske
OF / 6-1 / 205 / Jr. / R/R
Dyersville, Iowa



22
Jeb Callaghan
LHP / 6-1 / 222 / Jr. / L/L
Yakima, Wash.



23
Brett Graber
OF / 6-0 / 190 / Jr. / R/R
Sacramento, Calif.




24
Fischer Rausch
RHP / 6-5 / 237 / So. / R/R
St. Louis, Mo.



25
Ethan Osborne
LHP / 6-1 / 180 / Fr. / L/L
Ashland, Mo.



26
Collin Wilma
RHP / 6-4 / 190 / So. / R/R
Tinley Park, Ill.



27
Austin Williams
RHP / 6-3 / 210 / Sr. / R/R
Judsonia, Ark.



28
Anthony Klein
RHP / 6-1 / 225 / R-Fr. / R/R
St. Louis, Mo.

SOUTHEAST MISSOURI BASEBALL NOTES
MISSOURI STATE // MAY 10



30

Tommy Windt
 UT / 6-3 / 212 / Jr. / R/R
 Orland Park, Ill.



31

Blake Cisneros
 LHP / 6-1 / 208 / Jr. / L/L
 Fenton, Mo.




32

Connery O'Donnell
 RHP / 6-3 / 212 / Jr. / R/R
 Milliken, Colo.




33

Bryce Grossius
 RHP / 6-2 / 210 / Jr. / R/R
 St. Louis, Mo.



34

Alex Esker
 LHP / 6-4 / 200 / Fr. / L/L
 St. Louis, Mo.



35

Ryan Malzahn
 OF / 6-4 / 203 / R-Fr. / R/R
 O'Fallon, Mo.



36

Weston Brockhouse
 RHP / 6-7 / 195 / Fr. / R/R
 Mt. Vernon, Ill.



37

Hunter Ralls
 RHP / 6-3 / 190 / Jr. / R/R
 Anna, Ill.



38

Hayden Malenfant
 RHP / 6-2 / 197 / Sr. / R/R
 Whitby, Ontario




39

Corbin Guthman
 RHP / 6-3 / 190 / Fr. / R/R
 Murphysboro, Ill.



44

Matt Perego
 RHP / 6-7 / 252 / Jr. / R/R
 Ballwin, Mo.



45

Tanner Mueller
 RHP / 6-5 / 205 / Fr. / R/R
 Wentzville, Mo.



55

Noah Stone
 RHP / 6-8 / 283 / So. / R/R
 St. Louis, Mo.



3

Andy Sawyers
 Head Coach
 Sixth Year



4

Trevor Ezell
 Assistant Coach/Hitting
 Second Year



4

Dan McKinney
 Assistant Coach/Pitching
 First Year



4

Drew Millwood
 Director of Analytics
 Second Year



4

Austin Spainhour
 Volunteer Assistant
 First Year



Connor Rooney
 Manager



Connor Martin
 Manager



Ben Kouba
 Manager



Evan Gray
 Manager



Mike Patke
 Athletic Trainer



Ryan Napoli
 Strength & Conditioning

OVC TOURNAMENT CHAMPIONS | 1998 • 2002 • 2016 • 2021
NCAA TOURNAMENT | 1998 • 2002 • 2016 • 2021



ANDY SAWYERS

HEAD COACH

Andy Sawyers is the reigning Ohio Valley Conference Coach of the Year after leading Southeast Missouri to the league's regular-season and tournament titles, and the program's fourth NCAA Tournament berth in 2021.

Sawyers looks to carry the momentum into the 2022 campaign, his sixth year as SEMO's head coach.

The Redhawks finished their championship season with an overall 30-22 record and 17-10 in the OVC. SEMO recorded 30 wins in a season for the first time with Sawyers at the helm and posted series wins in eight of its nine series against league foes in 2021.

Sawyers coached his first OVC Specialty Award-Winner when left-hander Dylan Dodd was tabbed the league's Pitcher of the Year.

Dodd later became the

highest draft pick in program history when he was selected in the third round by the Atlanta Braves in the 2021 Major League Draft. Additionally, Dodd wrapped up his final college season as a Second-Team Collegiate Baseball All-American.

Statistically, SEMO led the OVC with 14 saves and a .967 fielding percentage after committing just 49 errors in 52 contests. The Redhawks were also second in the conference in wins as their 30 victories marked the most in a season in five years.

In 2020, SEMO had an overall record of 9-8 and a 2-1 mark in OVC play when its season abruptly ended due to a global COVID-19 pandemic. The Redhawks heated up to win seven of nine contests prior to the end of competition.

The Redhawks led the OVC in

batting average (.314), hits (188), triples (9), plate appearances (707), at-bats (598), hit by pitch (26), stolen bases (36), fewest walks allowed (54) and fielding percentage (.976), and rated second in slugging percentage (.503), on-base percentage (.404), runs (129), RBI (121) and home runs (21) at the time their 2020 campaign came to a close. SEMO also ranked among the top 10 teams in the nation in hits (6th) and triples (8th).

Individually, Justin Dirden led the conference in slugging percentage (.900), RBI (26), home runs (9), hits (29), total bases (63) and stolen bases (9) before signing as an undrafted free agent with the Houston Astros.

Shortstop Tyler Wilber topped the OVC in runs (26) and center fielder Danny Wright tied a league-high with 29 hits when play was suspended.

Pitching wise, left-handers Dylan Dodd (2-1, 36 Ks) and Noah Niznik (3-0, 15 Ks) were a combined 5-1 with 51 strikeouts and two complete game shutouts through four starts in 2020.

Before they took the field in 2019, the Redhawks ushered in a state-of-the-art hitting facility adjacent to Capaha Field. The 4,000-square foot facility can fit up to four batting cages and is equipped with portable pitching mounds. It also had HitTrax Rapsodo technology which is used to enhance overall player performance through real-time stats and performance metrics.

SEMO went 23-32 during an injury-riddled 2019 campaign. The Redhawks played without five of their position starters for much of the season.

Despite the misfortune with injuries, SEMO had a pair of All-OVC performers in Wilber



and Niznik.

A First-Team selection, Wilber led the OVC with a .383 batting average and was the Redhawks leader in hits (80) doubles (19), triples (3), RBI (40), slugging percentage (.531) and on-base percentage (.480).

Niznik, who landed a spot on the All-Newcomer Team, started 13 games as a freshman. He led the team with a 3.63 ERA, ranked second in innings (62) and third in both strikeouts (49) and wins (3).

The year before that, Sawyers guided the 2018 squad to the program's 13th consecutive OVC Tournament berth as the Redhawks finished 27-30 overall and second in the conference with a 20-10 record.

That team produced three First-Team All-OVC performers, including Carlos Vega, Trevor Ezell and Dirden.

Sawyers was hired as the sixth head coach in program history on July 29, 2016.

In his first year as an NCAA Division I head coach in 2017, Sawyers led the Redhawks to a winning season (29-26 overall, 16-14 OVC). He also picked up his first career OVC Tournament win along the way.

First-Team pick Dan Holst, Second-Team selections Brian Lees, Chris Osborne, Justin Murphy and Clay Chandler, and All-Newcomer Team member Danny Wright formed a group of six All-OVC players in Sawyers' debut season as a Division I head coach.

In all, Sawyers has two decades worth of collegiate coaching experience.

Prior to arriving in Cape Girardeau, he worked two seasons as the Associate Head

Coach/Offensive Coordinator at Big 12 Conference member Kansas State. There, Sawyers oversaw the hitters and catchers, while helping coordinate recruiting efforts.

Sawyers has coached in two College World Series, two NCAA Super Regionals and nine NCAA Tournaments during his coaching tenure. He has mentored 40 Major League Baseball draft picks, including two first-round selections and nine top-10 round picks.

The Wildcats ranked fourth in the Big 12 offensively with a .284 team batting average in 2016. K-State's offense registered a .400 slugging percentage and .372 on-base percentage, scored 335 runs, had 550 hits, belted 100 doubles, notched 17 triples, and finished with 30 home runs and 300 RBI.

Sawyers coached freshman Josh Rolette who garnered Louisville Slugger Freshman All-American honors in 2016. He also helped mentor Jake Scudder who was named Big 12 Newcomer of the Year. The Wildcats had three student-athletes on the All-Big 12 Teams that season.

The 2015 and 2016 campaigns were Sawyers' second stint at K-State.

He previously served as an assistant coach for the Wildcats in 2009 and 2010. Sawyers helped lead K-State to an 80-30-1 record and the first two NCAA Regional appearances in school history over that span.

The 2009 season was a year of power for the Wildcats under Sawyers. The team hit 22 triples and 58 home runs, most in both categories since 1997. The offense shined when it came to

stolen bases as the 149 steals were second-most in the nation and just two shy of breaking the Big 12 record. Overall, the team finished among Big 12 leaders in on-base percentage (2nd, .399), runs scored (2nd, 458), hits (2nd, 675), RBI (2nd, 420), doubles (3rd, 123), and fewest strikeouts (4th, 393).

Six Wildcats claimed All-Big 12 honors in 2009, including outfielder Nick Martini, who also garnered Louisville Slugger Freshman All America honors, and Justin Bloxom and Carter Jurica, who finished fourth and eighth, respectively, in the Big 12 in batting average.

The 2010 squad matched the success of 2009 by also reaching the NCAA postseason, and the offense topped the previous season totals in batting average (.323 in 2010; .317 in 2009), runs per game (7.6 vs. 7.4) and OBP (.426 vs. .399).

Before K-State, Sawyers spent four seasons as Associate Head Coach at Texas A&M (2011-14). Those four seasons at Texas

A&M represented the end of Sawyers' five-year stint with the Aggies after he spent 2008 as a volunteer assistant coach.

In each of those five seasons, Sawyers helped Texas A&M reach an NCAA Regional while also winning a pair of Big 12 championships. In addition, he coached standouts Tyler Naquin - 2011 Big 12 Player of the Year, All-American and a first round pick by the Cleveland Indians in 2012 - and Krey Bratson, a 2011 Freshman All-American.

Before his appointment at Texas A&M in 2008, Sawyers worked with current Aggie head coach Rob Childress as an assistant coach and recruiting coordinator at Nebraska from 2003-07.

While in Lincoln, he helped the Huskers earn four trips to the NCAA Tournament, including an appearance at the 2005 College World Series. Sawyers, who lettered two years at Nebraska, worked with 12 Huskers who were selected in the MLB Draft, including Alex





SOUTHEAST MISSOURI BASEBALL NOTES

MISSOURI STATE // MAY 10

Collegiate Baseball.

After working as the volunteer assistant at Nebraska in 2000, Sawyers worked the 2001 and 2002 seasons as head coach at Hutchinson Community College, compiling an 87-30 record and two postseason berths. In 2001, the Dragons went 40-16 and won the Jayhawk West Sub-Regional, while the 2002 squad set a school record with 47 wins and was ranked as high as seventh by the NJCAA.

Sawyers' coaching career began at Northwestern (La.)

State in 1999 as a volunteer assistant coach, helping the Demons finish second in the Southland Conference.

He first played collegiately at Point Loma (Calif.) Nazarene College in 1994. Following a year off, he played at Mendocino (Calif.) Junior College in 1996 before finishing up his playing career at Nebraska.

A native of Willits, California, Sawyers received his bachelor (1998) and master's (2000) degrees from Nebraska. He is married to the former Dena

Lindeblad and the couple have two sons, Andrew James (A.J.) and Alex.



■ The Sawyers File

Experience:

22nd Year (Sixth at SEMO)

Hometown:

Willits, Calif.

Birthdate:

May 24, 1975

Alma Mater:

Nebraska, 1998

Education:

B.A. History (Nebraska)
M.S. Education (Nebraska)

Date Hired:

July 29, 2016

Family:

Wife - Dena
Children - A.J., Alex

Playing Experience:

Point Loma Nazarene, 1994
Mendocino College, 1996
Nebraska, 1997-98

Coaching Experience:

Northwestern State, Volunteer Asst., 1999
Nebraska, Volunteer Asst., 2000
Hutchinson CC, Head Coach, 2001-02
Nebraska, Assistant Coach, 2003-07
Texas A&M, Volunteer Asst., 2008
Kansas State, Assistant Coach, 2009-10
Texas A&M, Assoc. Head Coach, 2011-14
Kansas State, Assoc. Head Coach, 2015-16
Southeast Missouri, Head Coach, 2017-pr.

Sawyers' Year-by-Year Records

Year	School	Assignment	Record	Conf./Finish	Postseason
1999	Northwestern State	Volunteer Assistant	38-21	18-9/2nd	
2000	Nebraska	Volunteer Assistant	51-17	21-9/2nd	NCAA Super Regional
2001	Hutchinson CC	Head Coach	40-16	-	Sub-Regional
2002	Hutchinson CC	Head Coach	47-11	-	Sub-Regional
2003	Nebraska	Assistant Coach	47-18	20-7/1st	NCAA Regional
2004	Nebraska	Assistant Coach	36-23	11-16/8th	-
2005	Nebraska	Assistant Coach	57-15	19-8/1st	NCAA College World Series
2006	Nebraska	Assistant Coach	42-17	17-10/3rd	NCAA Regional
2007	Nebraska	Assistant Coach	32-27	14-13/4th	NCAA Regional
2008	Texas A&M	Volunteer Assistant	46-19	19-8/1st	NCAA Super Regional
2009	Kansas State	Assistant Coach	43-18-1	14-11-1/4th	NCAA Regional
2010	Kansas State	Assistant Coach	37-22	14-12/3rd	NCAA Regional
2011	Texas A&M	Assoc. Head Coach	47-22	19-8/t1st	NCAA College World Series
2012	Texas A&M	Assoc. Head Coach	43-18	16-8/2nd	NCAA Regional
2013	Texas A&M	Assoc. Head Coach	34-29	13-16/6th	NCAA Regional
2014	Texas A&M	Assoc. Head Coach	36-26	14-16/5th	NCAA Regional
2015	Kansas State	Assoc. Head Coach	27-30	10-14/6th	-
2016	Kansas State	Assoc. Head Coach	26-31	8-16/8th	-
2017	Southeast Missouri	Head Coach	29-26	16-14/5th	OVC Tournament
2018	Southeast Missouri	Head Coach	27-30	20-10/2nd	OVC Tournament
2019	Southeast Missouri	Head Coach	23-32	10-20/10th	-
2020*	Southeast Missouri	Head Coach	9-8	2-1	-
2021	Southeast Missouri	Head Coach	30-22	17-10/1st	NCAA Regional
2022	Southeast Missouri	Head Coach	30-16	13-5	

* - Season ended due to COVID-19 pandemic

Overall Record as a Head Coach: 235-161 (8 years)

Record at Southeast Missouri, 148-134, 78-60 Ohio Valley Conference (6 years)

Record at Hutchinson CC, 87-27 (2 years)

Record as a college associate head coach, 213-156

Record as a college assistant coach, 294-140-1

Record as a volunteer assistant coach, 135-57

Coaching Honors

2021 OVC Coach of the Year

SOUTHEAST MISSOURI BASEBALL NOTES

MISSOURI STATE // MAY 10



2022 Statistics

Record: 30-16 Home: 20-1 Away: 10-15 OVC: 13-5

Player	avg	gp-gs	ab	r	h	2b	3b	hr	rbi	tb	slg%	bb	hp	so	gdp	ob%	sf	sh	sb-att	po	a	e	fld%
12 KECK, Andrew	.367	44-44	177	41	65	14	2	14	53	125	.706	20	3	26	4	.438	1	0	10-14	340	23	4	.989
9 WILBER, Tyler	.340	46-46	188	46	64	13	0	15	58	122	.649	23	2	29	7	.412	3	1	0-0	62	113	8	.956
23 GRABER, Brett	.324	46-46	170	30	55	11	3	6	32	90	.529	27	6	53	4	.433	0	2	10-14	127	1	0	1.000
1 MASON, Jevon	.306	46-46	183	56	56	11	3	11	34	106	.579	31	8	43	1	.419	5	0	16-18	83	3	2	.977
8 STAUSS, Ty	.254	37-31	126	18	32	4	1	5	21	53	.421	9	1	30	5	.309	0	2	0-0	40	1	0	1.000
19 PARKER, Spencer	.250	25-17	68	10	17	4	0	2	10	27	.397	6	1	22	1	.320	0	0	0-1	18	0	2	.900
14 LEEPER, Peyton	.232	46-46	168	43	39	6	0	6	26	63	.375	37	6	39	6	.387	1	5	6-6	30	68	10	.907
10 ANDREWS, Lincoln	.215	44-44	172	32	37	9	0	10	33	76	.442	16	5	58	5	.299	1	4	0-1	324	13	3	.991
21 VASKE, Joel	.210	41-30	105	21	22	5	0	4	19	39	.371	22	7	50	1	.381	0	2	7-9	58	0	0	1.000
11 PALMER, Ben	.191	44-40	136	29	26	5	1	5	25	48	.353	13	5	43	0	.284	1	3	6-6	64	98	7	.959
5 SPERLING, Danny	.236	23-15	55	10	13	2	0	0	11	15	.273	10	2	14	1	.373	0	1	1-1	22	16	2	.950
16 GRANT, Wyatt	.100	8-4	10	1	1	0	0	0	0	1	.100	3	1	7	0	.357	0	1	0-0	21	4	0	1.000
35 MALZAHN, Ryan	.056	11-5	18	2	1	1	0	0	1	2	.111	0	1	11	0	.105	0	0	0-0	8	0	0	1.000
30 WINDT, Tommy	.000	1-0	1	0	0	0	0	0	0	0	.000	0	0	1	0	.000	0	0	0-0	3	3	0	1.000
28 KLEIN, Anthony	.000	1-0	1	0	0	0	0	0	0	0	.000	0	0	0	0	.000	0	0	0-0	1	1	0	1.000
Totals	.271	46	1578	339	428	85	10	78	323	767	.486	217	48	426	35	.374	12	21	56-70	1213	390	42	.974
Opponents	.281	46	1614	284	453	77	10	68	268	754	.467	179	30	407	29	.360	15	11	43-52	1201	386	61	.963

LOB - Team (336), Opp (353). DPs turned - Team (33), Opp (40). CI - Team (1), KECK, A. 1. IBB - Team (4), WILBER, T. 2, KECK, A. 1, PALMER, B. 1, Opp (3). Picked off - KECK, A. 1.

(All games Sorted by Earned run avg)

Player	era	w-l	app	gs	cg	sho	sv	ip	h	r	er	bb	so	2b	3b	hr	b/avg	wp	hp	bk	sfa	sha
27 WILLIAMS, Austin	3.80	6-2	20	3	0	0/0	2	45.0	45	21	19	17	52	6	2	4	.260	4	2	1	2	0
20 RACKERS, Jason	4.48	4-2	12	10	0	0/0	0	62.1	61	38	31	26	55	8	0	7	.264	13	4	1	2	5
30 WINDT, Tommy	6.62	4-2	15	9	0	0/0	0	51.2	63	40	38	18	60	12	3	11	.301	3	1	1	3	1
18 NIZNIK, Noah	7.71	1-0	13	10	0	0/0	0	46.2	63	43	40	23	41	14	0	9	.317	2	1	0	1	0
38 MALENFANT, Hayden	0.00	0-0	4	0	0	0/0	0	2.1	2	0	0	3	3	1	0	0	.222	0	0	0	1	0
34 ESKER, Alex	2.92	0-0	8	2	0	0/0	0	12.1	11	6	4	10	7	2	1	0	.234	0	1	0	1	0
7 MILLER, Kyle	2.97	7-4	19	0	0	0/0	6	39.1	32	15	13	11	45	5	1	7	.219	0	0	0	0	3
31 CISNEROS, Blake	3.32	3-0	19	0	0	0/0	0	21.2	19	10	8	9	25	3	0	1	.221	7	3	0	0	0
28 KLEIN, Anthony	4.50	1-0	16	0	0	0/0	0	22.0	14	11	11	14	25	2	0	2	.179	4	5	0	1	0
37 RALLS, Hunter	5.10	3-2	14	1	0	0/0	0	30.0	34	21	17	9	24	7	1	5	.274	4	2	0	0	1
24 RAUSCH, Fischer	8.31	0-0	6	0	0	0/0	0	4.1	3	4	4	7	3	2	0	0	.214	1	0	0	1	1
33 GROSSIUS, Bryce	8.71	0-2	12	7	0	0/0	0	31.0	44	33	30	18	31	6	0	11	.326	4	4	1	2	0
25 OSBORNE, Ethan	8.85	1-1	12	3	0	0/0	0	20.1	37	21	20	5	22	5	1	4	.394	0	2	1	0	0
44 PEREGO, Matt	10.80	0-0	4	0	0	0/0	0	5.0	10	6	6	2	5	2	1	1	.417	0	3	0	0	0
22 CALLAGHAN, Jeb	11.12	0-0	5	0	0	0/0	0	5.2	7	7	7	5	7	1	0	3	.304	0	0	0	1	0
26 WILMA, Collin	13.50	0-1	1	1	0	0/0	0	1.1	1	2	2	1	1	0	0	0	.200	0	2	0	0	0
15 KARRALL, Joseph	13.50	0-0	1	0	0	0/0	0	1.1	3	2	2	0	0	0	0	1	.429	0	0	0	0	0
55 STONE, Noah	18.00	0-0	2	0	0	0/0	0	2.0	4	4	4	1	1	1	0	2	.400	1	0	0	0	0
Totals	5.70	30-16	46	46	0	0/0	8	404.1	453	284	256	179	407	77	10	68	.281	43	30	5	15	11
Opponents	6.52	16-30	46	46	1	1/1	6	400.1	428	339	290	217	426	85	10	78	.271	42	48	2	12	21

PB - Team (7), KECK, A. 5, GRANT, W. 2, Opp (4). Pickoffs - Team (9), MILLER, K. 3, RACKERS, J. 2, WILLIAMS, A. 1, GROSSIUS, B. 1, NIZNIK, N. 1, OSBORNE, E. 1, Opp (1). SBA/ATT - KECK, A. (33-39), WILLIAMS, A. (10-12), WINDT, T. (9-11), STAUSS, T. (6-6), GROSSIUS, B. (5-6), GRANT, W. (4-5), RACKERS, J. (4-5), CISNEROS, B. (4-4), OSBORNE, E. (1-3), ESKER, A. (2-2), KLEIN, A. (2-2), NIZNIK, N. (1-2), MILLER, K. (2-2), CALLAGHAN, J. (1-1), RALLS, H. (1-1), PEREGO, M. (1-1).

**SOUTHEAST MISSOURI BASEBALL NOTES****MISSOURI STATE // MAY 10****2022 Results**

Date	Opponent	Score	Inns	Overall	OVC	Pitcher of record	Attend	Time
02-18-22	at #22 Dallas Baptist	w 7-6	(12)	1-0-0	0-0-0	MILLER, K. (W 1-0)	1254	4:39
02-19-22	at #22 Dallas Baptist	w 6-5	(10)	2-0-0	0-0-0	CISNEROS, B. (W 1-0)	1004	3:13
02-20-22	at #22 Dallas Baptist	L 5-13	9	2-1-0	0-0-0	WILLIAMS, A. (L 0-1)	988	3:21
02-26-22	BELLARMINE	w 8-7	(11)	3-1-0	0-0-0	MILLER, K. (W 2-0)	224	3:57
02-27-22	BELLARMINE-1	w 10-2	9	4-1-0	0-0-0	NIZNIK, N. (W 1-0)	310	3:00
02-27-22	BELLARMINE-2	w 12-8	9	5-1-0	0-0-0	CISNEROS, B. (W 2-0)	364	3:25
03-01-22	SAINT LOUIS	w 16-5	7	6-1-0	0-0-0	WINDT, T. (W 1-0)	270	2:46
03-04-22	BRADLEY	w 16-7	9	7-1-0	0-0-0	RALLS, H. (W 1-0)	220	3:30
03-05-22	BRADLEY-1	w 11-8	7	8-1-0	0-0-0	RACKERS, J. (W 1-0)	360	2:24
03-05-22	BRADLEY-2	w 12-5	9	9-1-0	0-0-0	WINDT, T. (W 2-0)	560	3:10
03-08-22	at Arkansas State	w 14-6	9	10-1-0	0-0-0	WILLIAMS, A. (W 1-1)	63	3:45
03-12-22	VALPARAISO	w 9-1	9	11-1-0	0-0-0	RALLS, H. (W 2-0)	140	2:41
03-13-22	VALPARAISO-1	w 16-6	9	12-1-0	0-0-0	WILLIAMS, A. (W 2-1)	215	3:24
03-13-22	VALPARAISO-2	w 10-8	9	13-1-0	0-0-0	MILLER, K. (W 3-1)	195	3:12
03-15-22	at Indiana State	L 1-10	9	13-2-0	0-0-0	OSBORNE, E. (L 0-1)	143	3:04
03-16-22	at Indiana State	L 4-5	9	13-3-0	0-0-0	MILLER, K. (L 3-1)	402	2:45
03-19-22	at Missouri State-1	w 6-3	9	14-3-0	0-0-0	RACKERS, J. (W 2-0)	568	3:09
03-19-22	at Missouri State-2	L 3-9	9	14-4-0	0-0-0	RALLS, H. (L 2-1)	568	3:01
03-20-22	at Missouri State	L 5-16	9	14-5-0	0-0-0	WINDT, T. (L 2-1)	563	2:51
* 03-25-22	SIUE	w 2-1	9	15-5-0	1-0-0	RACKERS, J. (W 3-0)	515	2:19
* 03-26-22	SIUE	w 2-1	9	16-5-0	2-0-0	RALLS, H. (W 3-1)	820	2:25
* 03-27-22	SIUE	w 5-2	9	17-5-0	3-0-0	WILLIAMS, A. (W 3-1)	250	2:45
03-29-22	at Saint Louis	w 4-1	9	18-5-0	3-0-0	KLEIN, A. (W 1-0)	153	2:42
* 04-01-22	at Austin Peay	L 3-4	9	18-6-0	3-1-0	MILLER, K. (L 3-2)	344	2:25
* 04-02-22	at Austin Peay	L 7-8	9	18-7-0	3-2-0	RALLS, H. (L 3-2)	503	2:32
* 04-03-22	at Austin Peay	w 6-5	9	19-7-0	4-2-0	WINDT, T. (W 3-1)	427	2:39
04-05-22	ARKANSAS STATE	w 8-5	9	20-7-0	4-2-0	OSBORNE, E. (W 1-1)	400	3:00
* 04-08-22	MURRAY STATE	w 11-2	9	21-7-0	5-2-0	RACKERS, J. (W 4-0)	154	3:10
* 04-09-22	MURRAY STATE	w 8-5	9	22-7-0	6-2-0	MILLER, K. (W 4-2)	440	2:35
* 04-10-22	MURRAY STATE	w 11-10	9	23-7-0	7-2-0	MILLER, K. (W 5-2)	280	2:55
04-12-22	SOUTHERN ILLINOIS	L 2-3	9	23-8-0	7-2-0	GROSSIUS, B. (L 0-1)	675	3:00
* 04-14-22	at Tennessee Tech	L 3-10	9	23-9-0	7-3-0	RACKERS, J. (L 4-1)	219	3:20
* 04-15-22	at Tennessee Tech	w 9-4	9	24-9-0	8-3-0	WILLIAMS, A. (W 4-1)	319	2:56
* 04-16-22	at Tennessee Tech	L 4-7	9	24-10-0	8-4-0	GROSSIUS, B. (L 0-2)	329	2:42
04-19-22	at Ole Miss	w 13-3	9	25-10-0	8-4-0	WILLIAMS, A. (W 5-1)	8854	4:02
* 04-22-22	MOREHEAD STATE	w 8-7	(10)	26-10-0	9-4-0	MILLER, K. (W 6-2)	750	3:05
* 04-23-22	MOREHEAD STATE-1	w 16-9	9	27-10-0	10-4-0	WINDT, T. (W 4-1)	820	2:55
* 04-23-22	MOREHEAD STATE-2	w 9-8	(10)	28-10-0	11-4-0	MILLER, K. (W 7-2)	550	3:30
04-26-22	at Southern Illinois	L 6-7	(11)	28-11-0	11-4-0	MILLER, K. (L 7-3)	0	3:39
* 04-29-22	at Belmont	w 5-4	(10)	29-11-0	12-4-0	WILLIAMS, A. (W 6-1)	176	2:50
* 04-30-22	at Belmont	L 3-5	9	29-12-0	12-5-0	MILLER, K. (L 7-4)	231	2:34
* 05-01-22	at Belmont	w 11-4	9	30-12-0	13-5-0	CISNEROS, B. (W 3-0)	164	3:10
05-03-22	at Mizzou	L 3-9	9	30-13-0	13-5-0	WILMA, C. (L 0-1)	884	3:15
05-06-22	at #3 Oklahoma State	L 0-4	9	30-14-0	13-5-0	RACKERS, J. (L 4-2)	4634	2:45
05-07-22	at #3 Oklahoma State	L 6-11	9	30-15-0	13-5-0	WINDT, T. (L 4-2)	4960	3:42
05-08-22	at #3 Oklahoma State	L 3-15	7	30-16-0	13-5-0	WILLIAMS, A. (L 6-2)	4408	2:40

SOUTHEAST MISSOURI BASEBALL NOTES
MISSOURI STATE // MAY 10



2022 OVC Statistics

Record: 13-5 Home: 9-0 Away: 4-5 OVC: 13-5

Player	avg	gp-gs	ab	r	h	2b	3b	hr	rbi	tb	slg%	bb	hp	so	gdp	ob%	sf	sh	sb-att	po	a	e	fld%
12 KECK, Andrew	.412	18-18	68	21	28	4	2	9	26	63	.926	10	2	7	3	.500	0	0	1-4	155	11	1	.994
9 WILBER, Tyler	.384	18-18	73	18	28	5	0	5	17	48	.658	5	0	11	1	.413	2	1	0-0	21	41	3	.954
23 GRABER, Brett	.333	18-18	69	12	23	5	1	3	13	39	.565	8	1	19	2	.410	0	1	2-3	52	0	0	1.000
8 STAUSS, Ty	.305	17-15	59	10	18	4	0	3	18	31	.525	6	1	8	3	.379	0	1	0-0	9	1	0	1.000
1 MASON, Jevon	.264	18-18	72	21	19	3	1	3	8	33	.458	7	5	16	1	.360	2	0	2-3	30	0	0	1.000
14 LEEPER, Peyton	.212	18-18	66	8	14	2	0	0	6	16	.242	12	2	12	3	.346	1	2	1-1	7	24	2	.939
11 PALMER, Ben	.183	18-17	60	10	11	2	0	4	10	25	.417	2	1	18	0	.222	0	2	0-0	25	42	2	.971
10 ANDREWS, Lincoln	.154	18-18	65	12	10	1	0	6	13	29	.446	4	5	13	3	.257	0	1	0-0	136	8	2	.986

19 PARKER, Spencer	.182	10-9	33	4	6	3	0	1	5	12	.364	1	1	12	0	.229	0	0	0-0	10	0	2	.833
21 VASKE, Joel	.167	16-10	30	7	5	2	0	1	5	10	.333	7	3	15	1	.375	0	1	1-2	23	0	0	1.000
5 SPERLING, Danny	.000	3-1	7	0	0	0	0	0	0	0	.000	0	0	3	0	.000	0	0	0-0	4	2	0	1.000
35 MALZAHN, Ryan	.000	1-1	2	0	0	0	0	0	0	0	.000	0	0	2	0	.000	0	0	0-0	0	0	0	.000
16 GRANT, Wyatt	.000	1-1	1	0	0	0	0	0	0	0	.000	0	0	1	0	.000	0	1	0-0	0	0	0	.000
Totals	.268	18	605	123	162	31	4	35	121	306	.506	62	21	137	17	.354	5	10	7-13	480	151	14	.978
Opponents	.269	18	625	96	168	24	3	23	87	267	.427	55	9	166	8	.334	5	9	13-15	472	169	20	.970

LOB - Team (108), Opp (127). DPs turned - Team (10), Opp (19). IBB - Team (3), WILBER, T. 1, KECK, A. 1, PALMER, B. 1, Opp (1). Picked off - KECK, A. 1.

(OVC games only Sorted by Earned run avg)

Player	era	w-l	app	gs	cg	sho	sv	ip	h	r	er	bb	so	2b	3b	hr	b/avg	wp	hp	bks	sfa	sha
27 WILLIAMS, Austin	1.31	3-0	10	0	0	0/0	1	20.2	13	4	3	7	28	1	1	1	.178	2	2	0	1	0
20 RACKERS, Jason	3.82	2-1	6	6	0	0/0	0	33.0	30	20	14	12	26	4	0	1	.250	6	3	0	1	4
30 WINDT, Tommy	3.86	2-0	6	5	0	0/0	0	28.0	32	13	12	7	32	5	0	7	.283	0	0	0	0	1
7 MILLER, Kyle	4.79	4-2	10	0	0	0/0	3	20.2	19	11	11	5	25	3	1	6	.247	0	0	0	0	3
18 NIZNIK, Noah	8.10	0-0	6	5	0	0/0	0	23.1	30	23	21	12	21	5	0	4	.306	1	0	0	1	0

24 RAUSCH, Fischer	0.00	0-0	1	0	0	0/0	0	1.0	1	0	0	0	1	0	0	0	.250	0	0	0	0	0
31 CISNEROS, Blake	2.70	1-0	8	0	0	0/0	0	13.1	12	5	4	3	14	2	0	1	.226	4	2	0	0	0
37 RALLS, Hunter	4.26	1-1	4	0	0	0/0	0	6.1	7	3	3	2	5	1	0	1	.269	1	1	0	0	1
25 OSBORNE, Ethan	6.23	0-0	2	1	0	0/0	0	4.1	9	3	3	0	5	1	0	1	.450	0	0	0	0	0
34 ESKER, Alex	6.75	0-0	2	1	0	0/0	0	2.2	5	4	2	1	2	1	1	0	.357	0	0	0	0	0
28 KLEIN, Anthony	9.82	0-0	5	0	0	0/0	0	3.2	4	4	4	4	2	0	0	0	.308	0	1	0	1	0
22 CALLAGHAN, Jeb	13.50	0-0	1	0	0	0/0	0	1.1	2	2	2	1	3	0	0	1	.333	0	0	0	0	0
33 GROSSIUS, Bryce	16.20	0-1	1	0	0	0/0	0	1.2	4	4	3	1	2	1	0	0	.500	0	0	0	1	0
Totals	4.61	13-5	18	18	0	0/0	4	160.0	168	96	82	55	166	24	3	23	.269	14	9	0	5	9
Opponents	6.24	5-13	18	18	1	0/0	2	157.1	162	123	109	62	137	31	4	35	.268	16	21	2	5	10

PB - Team (3), KECK, A. 3. Pickoffs - Team (6), RACKERS, J. 2, MILLER, K. 2, NIZNIK, N. 1, OSBORNE, E. 1, Opp (1). SBA/ATT - KECK, A. (11-13), WINDT, T. (5-5), WILLIAMS, A. (2-3), KLEIN, A. (2-2), STAUSS, T. (2-2), CISNEROS, B. (2-2), RACKERS, J. (2-2), OSBORNE, E. (0-1).



SOUTHEAST MISSOURI BASEBALL NOTES

MISSOURI STATE // MAY 10

2022 OVC Results

Date	Opponent	Score	Inns	Overall	OVC	Pitcher of record	Attend	Time
* 03-25-22	SIUE	w 2-1	9	1-0-0	1-0-0	RACKERS, J. (W 3-0)	515	2:19
* 03-26-22	SIUE	w 2-1	9	2-0-0	2-0-0	RALLS, H. (W 3-1)	820	2:25
* 03-27-22	SIUE	w 5-2	9	3-0-0	3-0-0	WILLIAMS, A. (W 3-1)	250	2:45
* 04-01-22	at Austin Peay	L 3-4	9	3-1-0	3-1-0	MILLER, K. (L 3-2)	344	2:25
* 04-02-22	at Austin Peay	L 7-8	9	3-2-0	3-2-0	RALLS, H. (L 3-2)	503	2:32
* 04-03-22	at Austin Peay	w 6-5	9	4-2-0	4-2-0	WINDT, T. (W 3-1)	427	2:39
* 04-08-22	MURRAY STATE	w 11-2	9	5-2-0	5-2-0	RACKERS, J. (W 4-0)	154	3:10
* 04-09-22	MURRAY STATE	w 8-5	9	6-2-0	6-2-0	MILLER, K. (W 4-2)	440	2:35
* 04-10-22	MURRAY STATE	w 11-10	9	7-2-0	7-2-0	MILLER, K. (W 5-2)	280	2:55
* 04-14-22	at Tennessee Tech	L 3-10	9	7-3-0	7-3-0	RACKERS, J. (L 4-1)	219	3:20
* 04-15-22	at Tennessee Tech	w 9-4	9	8-3-0	8-3-0	WILLIAMS, A. (W 4-1)	319	2:56
* 04-16-22	at Tennessee Tech	L 4-7	9	8-4-0	8-4-0	GROSSIUS, B. (L 0-2)	329	2:42
* 04-22-22	MOREHEAD STATE	w 8-7	(10)	9-4-0	9-4-0	MILLER, K. (W 6-2)	750	3:05
* 04-23-22	MOREHEAD STATE-1	w 16-9	9	10-4-0	10-4-0	WINDT, T. (W 4-1)	820	2:55
* 04-23-22	MOREHEAD STATE-2	w 9-8	(10)	11-4-0	11-4-0	MILLER, K. (W 7-2)	550	3:30
* 04-29-22	at Belmont	w 5-4	(10)	12-4-0	12-4-0	WILLIAMS, A. (W 6-1)	176	2:50
* 04-30-22	at Belmont	L 3-5	9	12-5-0	12-5-0	MILLER, K. (L 7-4)	231	2:34
* 05-01-22	at Belmont	w 11-4	9	13-5-0	13-5-0	CISNEROS, B. (W 3-0)	164	3:10

() extra inning game

**Multiple-Hit Games**

Player	2	3	4	5+	Total
Andrew Keck	13	7	1	-	21
Jevon Mason	16	3	-	-	19
Tyler Wilber	8	6	3	-	17
Brett Graber	15	3	-	-	18
Peyton Leeper	10	1	-	-	11
Lincoln Andrews	9	1	-	-	10

Multiple-RBI Games

Player	2	3	4	5+	Total
Tyler Wilber	10	4	3	-	17
Andrew Keck	11	2	1	2	16
Jevon Mason	10	1	-	-	11
Brett Graber	6	4	-	-	10
Lincoln Andrews	6	2	2	-	10
Peyton Leeper	2	3	1	-	6

Inning-by-Inning Summary

Inning	SEMO	Opp.
First	44	47
Second	28	41
Third	56	41
Fourth	31	26
Fifth	38	37
Sixth	38	31
Seventh	40	28
Eighth	38	24
Ninth	20	8
Ex	6	1
Total	339	284

Inning-by-Inning Summary (OVC Games)

Inning	SEMO	Opp.
First	20	15
Second	6	18
Third	12	12
Fourth	8	9
Fifth	17	10
Sixth	17	6
Seventh	18	18
Eighth	11	5
Ninth	11	3
Extra	3	0
Total	123	96

Current Hitting Streaks

Player	Games	Started
-		

Current Reached Base Streaks

Player	Games	Started
Jevon Mason	24	3/29
Andrew Keck	23	4/1

Career Multiple-Hit Games

Player	2	3	4	5+	Total
Tyler Wilber	45	20	9	-	74
Andrew Keck	41	12	2	-	55
Jevon Mason	26	9	-	-	35
Lincoln Andrews	14	2	1	-	17
Peyton Leeper	16	1	-	-	17
Danny Sperling	6	-	-	-	6
Ty Stauss	7	2	-	-	9
Brett Graber	14	3	-	-	17
Joel Vaske	5	-	-	-	5
Ben Palmer	4	-	-	-	4

Career Multiple-RBI Games

Player	2	3	4	5+	Total
Tyler Wilber	21	10	3	3	37
Andrew Keck	24	7	-	-	31
Lincoln Andrews	9	3	2	1	15
Jevon Mason	10	3	-	-	13
Danny Sperling	1	-	1	-	2
Ty Stauss	3	1	-	1	5
Joel Vaske	-	3	-	-	3
Brett Graber	6	4	-	-	10
Peyton Leeper	2	2	1	-	5
Spencer Parker	1	-	-	-	1

1 Jevon Mason**2022 Season-Highs**

At-Bats.....	5, 15x, last at Oklahoma State (5/07/22)
Runs.....	4, at Arkansas State (3/8/22)
Hits.....	3, 3x last at Tennessee Tech (4/14/22)
Doubles.....	1, 11x, last at Southern Illinois (4/26/22)
Triples.....	2, at Dallas Baptist (2/18/22)
Home Runs.....	1, 11x, last at Oklahoma State (5/7/22)
RBI.....	3, at Ole Miss (4/19/22)
Stolen Bases.....	2, vs. Valparaiso (3/13/22)

Career-Highs

At-Bats.....	6, at UT Martin (4/13/21)
Runs.....	4, at Arkansas State (3/8/22)
Hits.....	3, 10x, last at Tennessee Tech (4/14/22)
Doubles.....	2, 2x, last vs. Murray State (5/30/21)
Triples.....	2, at Dallas Baptist (2/18/22)
Home Runs.....	1, 12x, last at Oklahoma State (5/7/22)
RBI.....	3, 3x, last at Ole Miss (4/19/22)
Stolen Bases.....	2, 3x last vs. Valparaiso (3/13/22)

2 Cole Warehime**2022 Season/Career-Highs**

At-Bats.....	-
Runs.....	-
Hits.....	-
Doubles.....	-
Triples.....	-
Home Runs.....	-
RBI.....	-
Stolen Bases.....	-

5 Danny Sperling**2022 Season-Highs**

At-Bats.....	4, 5x, last vs. Morehead State (4/23/22)
Runs.....	1, 9x, last at Oklahoma State (5/8/22)
Hits.....	2, 2x, last at Oklahoma State (5/8/22)
Doubles.....	1, 2x, last at Oklahoma State (5/8/22)
Triples.....	-
Home Runs.....	-
RBI.....	4, vs. Bellarmine (2/27/22)
Stolen Bases.....	1, at Arkansas State (3/8/22)

Career-Highs

At-Bats.....	4, 11x, last vs. Morehead State (4/23/22)
Runs.....	2, at Lipscomb (5/15/21)
Hits.....	2, 7x, last at Oklahoma State (5/8/22)
Doubles.....	1, 3x, last at Oklahoma State (5/8/22)
Triples.....	-
Home Runs.....	1, vs. Murray State (5/30/21)
RBI.....	4, vs. Bellarmine (2/27/22)
Stolen Bases.....	1, 2x, last at Arkansas State (3/8/22)

7 Kyle Miller**2022 Season-Highs**

Innings Pitched.....	6.0, at Dallas Baptist (2/18/22)
Fewest Hits.....	0, 3x, last vs. Arkansas State (4/5/22)
Most Hits.....	5, vs. Valparaiso (3/13/22)
Fewest Runs.....	0, 10x, last vs. Morehead State (4/24/22)
Most Runs.....	4, at Belmont (4/30/22)
Fewest Walks.....	0, 12x, last at Southern Illinois (4/26/22)
Strikeouts.....	5, 3x, last vs. Morehead State (4/24/22)

Career-Highs

Innings Pitched.....	9.0, vs. Murray State (5/30/21)
Fewest Hits.....	0, 6x, last vs. Arkansas State (4/5/22)
Most Hits.....	9, vs. Austin Peay (3/20/21)
Fewest Runs.....	0, 17x, last vs. Morehead State (4/24/22)
Most Runs.....	5, vs. Austin Peay (3/20/21)
Fewest Walks.....	0, 23x, last at Southern Illinois (4/26/22)
Strikeouts.....	10, vs. Murray State (5/30/21)

8 Ty Stauss**2022 Season-Highs**

At-Bats.....	6, at Ole Miss (4/19/22)
Runs.....	2, 2x, last vs. Murray State (4/10/22)
Hits.....	3, 2x, last vs. Morehead State (4/23/22)
Doubles.....	1, 4x, last at Belmont (5/1/22)
Triples.....	1, at Oklahoma State (5/7/22)
Home Runs.....	2, at Austin Peay (4/3/22)
RBI.....	6, vs. Morehead State (4/23/22)
Stolen Bases.....	-

Career-Highs

At-Bats.....	6, at Ole Miss (4/19/22)
Runs.....	2, 4x, last vs. Murray State (4/10/22)
Hits.....	3, 2x, last vs. Morehead State (4/23/22)
Doubles.....	1, 7x, last at Belmont (5/1/22)
Triples.....	1, at Oklahoma State (5/7/22)
Home Runs.....	2, at Austin Peay (4/3/22)
RBI.....	6, vs. Morehead State (4/23/22)
Stolen Bases.....	1, 3x, last vs. Austin Peay (3/19/21)

9 Tyler Wilber**2022 Season-Highs**

At-Bats.....	6, 3x, last at Ole Miss (4/19/22)
Runs.....	3, 3x, last at Ole Miss (4/19/22)
Hits.....	4, 3x, last at Ole Miss (4/19/22)
Doubles.....	2, vs. Morehead State (4/23/22)
Triples.....	-
Home Runs.....	2, vs. Valparaiso (3/13/22)
RBI.....	4, 3x, last at Missouri State (3/20/22)
Stolen Bases.....	-

Career-Highs

At-Bats.....	6, 3x, last at Ole Miss (4/19/22)
Runs.....	3, 8x, last at Ole Miss (4/19/22)
Hits.....	4, 9x, last at Ole Miss (4/19/22)
Doubles.....	2, 5x, last vs. Morehead State (4/23/22)
Triples.....	1, 5x, last vs. Tennessee Tech (4/17/21)
Home Runs.....	2, vs. Valparaiso (3/13/22)
RBI.....	6, at UT Martin (3/6/20)
Stolen Bases.....	1, 8x, last at Austin Peay (4/28/21)

10 Lincoln Andrews**2022 Season-Highs**

At-Bats.....	6, at Dallas Baptist (2/18/22)
Runs.....	3, at Austin Peay (4/2/22)
Hits.....	3, at Austin Peay (4/2/22)
Doubles.....	1, 5x, last vs. Morehead State (4/22/22)
Triples.....	-
Home Runs.....	3, at Austin Peay (4/2/22)
RBI.....	4, 2x, last vs. Morehead State (4/23/22)
Stolen Bases.....	-

Career-Highs

At-Bats.....	6, at Dallas Baptist (2/18/22)
Runs.....	3, at Austin Peay (4/2/22)
Hits.....	4, at Austin Peay (4/28/21)
Doubles.....	1, 13x, last vs. Morehead State (4/22/22)
Triples.....	1, at UT Martin (3/7/20)
Home Runs.....	3, at Austin Peay (4/2/22)
RBI.....	4, 2x, last vs. Morehead State (4/23/22)
Stolen Bases.....	-

11 Ben Palmer**2022 Season/Career-Highs**

At-Bats.....	5, 4x, last vs. Morehead State (4/22/22)
Runs.....	3, vs. Valparaiso (3/13/22)
Hits.....	2, 4x, last at Belmont (5/1/22)
Doubles.....	1, 5x, last at Belmont (5/1/22)
Triples.....	1, vs. Valparaiso (3/13/22)
Home Runs.....	1, 5x, last at Belmont (4/30/22)
RBI.....	4, vs. Valparaiso (3/13/22)
Stolen Bases.....	1, 5x, last at Oklahoma State (5/7/22)



SOUTHEAST MISSOURI BASEBALL NOTES

MISSOURI STATE // MAY 10

12 Andrew Keck

2022 Season-Highs	
At-Bats.....	6, 2x, last at Arkansas State (3/8/22)
Runs.....	4, 2x, last vs. Morehead State (4/23/22)
Hits.....	4, vs. Saint Louis (3/1/22)
Doubles.....	2, at Arkansas State (3/8/22)
Triples.....	1, 2x, last vs. Morehead State (4/22/22)
Home Runs.....	2, at Tennessee Tech (4/15/22)
RBI.....	7, vs. Saint Louis (3/1/22)
Stolen Bases.....	2, vs. Saint Louis (2/18/22)

Career-Highs	
At-Bats.....	6, 4x, last at Arkansas State (3/8/22)
Runs.....	4, 2x, last vs. Morehead State (4/23/22)
Hits.....	4, 3x, last vs. Saint Louis (3/1/22)
Doubles.....	2, 4x, last at Arkansas State (3/8/22)
Triples.....	1, 4x, last vs. Morehead State (4/22/22)
Home Runs.....	2, 2x, last at Tennessee Tech (4/15/22)
RBI.....	3, 5x, last at Austin Peay (4/28/21)
Stolen Bases.....	2, 7x, last vs. Saint Louis (3/1/22)

14 Peyton Leeper

2022 Season-Highs	
At-Bats.....	6, vs. Valparaiso (3/13/22)
Runs.....	3, 4x, last vs. Morehead State (4/23/22)
Hits.....	3, at Austin Peay (4/3/22)
Doubles.....	1, 6x, last at Murray State (4/9/22)
Triples.....	-
Home Runs.....	1, 6x, last vs. Arkansas State (4/5/22)
RBI.....	4, vs. Valparaiso (3/13/22)
Stolen Bases.....	1, vs. Valparaiso (3/13/22)

Career-Highs	
At-Bats.....	6, vs. Valparaiso (3/13/22)
Runs.....	3, 4x, last vs. Morehead State (4/23/22)
Hits.....	3, at Austin Peay (4/3/22)
Doubles.....	1, 14x, last at Murray State (4/9/22)
Triples.....	1, 4x, last vs. Eastern Kentucky (5/8/21)
Home Runs.....	1, 6x, last vs. Arkansas State (4/5/22)
RBI.....	4, vs. Valparaiso (3/13/22)
Stolen Bases.....	1, 7x, last vs. Valparaiso (3/13/22)

15 Joseph Karall

2022 Season-Highs	
Innings Pitched.....	11, at Indiana State (3/15/22)
Fewest Hits.....	-
Most Hits.....	3, at Indiana State (3/15/22)
Fewest Runs.....	-
Most Runs.....	2, at Indiana State (3/15/22)
Fewest Walks.....	0, at Indiana State (3/15/22)
Strikeouts.....	-

Career-Highs	
Innings Pitched.....	11, at Indiana State (3/15/22)
Fewest Hits.....	0, at Arkansas (2/26/21)
Most Hits.....	3, 2x, last at Indiana State (3/15/22)
Fewest Runs.....	0, 2x, last at Arkansas (2/27/21)
Most Runs.....	7, vs. Southern Illinois (3/24/21)
Fewest Walks.....	0, 3x, last at Indiana State (3/15/22)
Strikeouts.....	1, at Arkansas (2/27/21)

16 Wyatt Grant

2022 Season/Career-Highs	
At-Bats.....	3, vs. Valparaiso (3/13/22)
Runs.....	1, vs. Bellarmine (2/27/22)
Hits.....	1, vs. Valparaiso (3/13/22)
Doubles.....	-
Triples.....	-
Home Runs.....	-
RBI.....	-
Stolen Bases.....	-

17 Josh Cameron

2022 Season/Career-Highs	
At-Bats.....	-
Runs.....	-
Hits.....	-
Doubles.....	-
Triples.....	-
Home Runs.....	-
RBI.....	-
Stolen Bases.....	-

18 Noah Niznik

2022 Season-Highs	
Innings Pitched.....	6.0, 2x, last at Austin Peay (4/3/22)
Fewest Hits.....	0, at Southern Illinois (4/26/22)
Most Hits.....	8, vs. Morehead State (4/23/22)
Fewest Runs.....	0, at Southern Illinois (4/26/22)
Most Runs.....	8, vs. Morehead State (4/23/22)
Fewest Walks.....	0, 2x, last at Southern Illinois (4/26/22)
Strikeouts.....	7, at Austin Peay (4/2/22)

Career-Highs	
Innings Pitched.....	7.0, 4x, last vs. Austin Peay (3/20/21)
Fewest Hits.....	0, at Southern Illinois (4/26/22)
Most Hits.....	8, 5x, last vs. Morehead State (4/23/22)
Fewest Runs.....	0, 5x, last at Southern Illinois (4/26/22)
Most Runs.....	8, vs. Morehead State (4/23/22)
Fewest Walks.....	0, 8x, last at Southern Illinois (4/26/22)
Strikeouts.....	7, 3x, last at Austin Peay (4/2/22)

19 Spencer Parker

2022 Season/Career-Highs	
At-Bats.....	4, 9x, last at Oklahoma State (5/6/22)
Runs.....	2, at Ole Miss (4/19/22)
Hits.....	2, 4x, last at Oklahoma State (5/6/22)
Doubles.....	1, 4x, last vs. Morehead State (4/23/22)
Triples.....	-
Home Runs.....	1, 2x, last vs. Southern Illinois (4/12/22)
RBI.....	4, vs. Murray State (4/10/22)
Stolen Bases.....	-

20 Jason Rackers

2022 Season/Career-Highs	
Innings Pitched.....	7.1, at Belmont (4/29/22)
Fewest Hits.....	3, at Dallas Baptist (2/19/22)
Most Hits.....	8, at Oklahoma State (5/6/22)
Fewest Runs.....	1, 4x, last vs. Murray State (4/8/22)
Most Runs.....	7, 2x, last at Tennessee Tech (4/14/22)
Fewest Walks.....	0, at Dallas Baptist (2/19/22)
Strikeouts.....	7, vs. Murray State (4/8/22)

21 Joel Vaske

2022 Season/Career-Highs	
At-Bats.....	5, 3x, last vs. Bradley (3/5/22)
Runs.....	2, vs. Valparaiso (3/13/22)
Hits.....	2, 5x, last vs. Murray State (4/8/22)
Doubles.....	2, vs. Murray State (4/8/22)
Triples.....	-
Home Runs.....	1, 4x, last at Tennessee Tech (4/15/22)
RBI.....	3, 3x, last vs. Murray State (4/8/22)
Stolen Bases.....	1, 5x, last at Austin Peay (4/3/22)

22 Jeb Callaghan

2022 Season-Highs	
Innings Pitched.....	1.2, at Indiana State (3/15/22)
Fewest Hits.....	0, vs. Valparaiso (3/13/22)
Most Hits.....	2, 3x, last at Missouri (5/3/22)
Fewest Runs.....	0, 2x, last at Indiana State (3/15/22)
Most Runs.....	4, vs. Arkansas State (4/5/22)
Fewest Walks.....	0, 2x, last at Missouri (5/3/22)
Strikeouts.....	3, at Tennessee Tech (4/14/22)

23 Brett Graber

2022 Season-Highs	
At-Bats.....	6, 2x, last at Ole Miss (4/19/22)
Runs.....	3, vs. Valparaiso (3/13/22)
Hits.....	3, 3x, last vs. Murray State (4/10/22)
Doubles.....	2, vs. Bradley (3/4/22)
Triples.....	1, 3x, last at Tennessee Tech (4/14/22)
Home Runs.....	1, 6x, last at Belmont (5/1/22)
RBI.....	3, 4x, last vs. Morehead State (4/24/22)
Stolen Bases.....	1, 8x, last at Oklahoma State (5/6/22)

Career-Highs	
At-Bats.....	6, 2x, last at Ole Miss (4/19/22)
Runs.....	3, vs. Valparaiso (3/13/22)
Hits.....	3, 2x, last vs. Valparaiso (3/13/22)
Doubles.....	2, vs. Bradley (3/4/22)
Triples.....	1, 3x, last at Tennessee Tech (4/14/22)
Home Runs.....	1, 6x, last at Belmont (5/1/22)
RBI.....	3, 4x, last vs. Morehead State (4/24/22)
Stolen Bases.....	1, 8x, last at Oklahoma State (5/6/22)

24 Fischer Rausch

2022 Season-Highs	
Innings Pitched.....	1.0, 3x, last at Missouri (5/3/22)
Fewest Hits.....	0, 2x, last at Missouri (5/3/22)
Most Hits.....	1, 3x, last at Tennessee Tech (4/14/22)
Fewest Runs.....	0, 3x, last at Tennessee Tech (4/14/22)
Most Runs.....	2, at Missouri (5/3/22)
Fewest Walks.....	0, 3x, last at Tennessee Tech (4/14/22)
Strikeouts.....	1, 3x, last at Missouri (5/3/22)

Career-Highs	
Innings Pitched.....	2.0, 3x, last at Belmont (4/30/21)
Fewest Hits.....	0, 4x, last at Missouri (5/3/22)
Most Hits.....	2, at Eastern Illinois (3/27/21)
Fewest Runs.....	0, 11x, last at Tennessee Tech (4/14/22)
Most Runs.....	2, 3x, last at Missouri (5/3/22)
Fewest Walks.....	0, 11x, last at Tennessee Tech (4/14/22)
Strikeouts.....	5, vs. Illinois State (3/6/21)

25 Ethan Osborne

2022 Season/Career-Highs	
Innings Pitched.....	3.2, at Southern Illinois (4/26/22)
Fewest Hits.....	0, 2x, last vs. Southern Illinois (4/12/22)
Most Hits.....	8, at Belmont (5/1/22)
Fewest Runs.....	0, 6x, last at Tennessee Tech (4/16/22)
Most Runs.....	7, at Oklahoma State (5/8/22)
Fewest Walks.....	0, 7x, last at Belmont (5/1/22)
Strikeouts.....	5, at Belmont (5/1/22)

26 Collin Wilma

2022 Season-Highs	
Innings Pitched.....	1.1, at Missouri (5/3/22)
Fewest Hits.....	1, at Missouri (5/3/22)
Most Hits.....	-
Fewest Runs.....	2, at Missouri (5/3/22)
Most Runs.....	-
Fewest Walks.....	1, at Missouri (5/3/22)
Strikeouts.....	1, at Missouri (5/3/22)

Career-Highs	
Innings Pitched.....	7.1, vs. Ohio (2/29/20)
Fewest Hits.....	1, 4x, last at Missouri (5/3/22)
Most Hits.....	9, at UT Martin (3/8/20)
Fewest Runs.....	0, 2x, last at Belmont (5/1/21)
Most Runs.....	7, at UT Martin (3/8/20)
Fewest Walks.....	0, 3x, last at Eastern Illinois (3/27/21)
Strikeouts.....	6, 2x, last at Murray State (4/10/21)

SOUTHEAST MISSOURI BASEBALL NOTES

MISSOURI STATE // MAY 10



27 Austin Williams

2022 Season-Highs	
Innings Pitched.....	5.0, 2x last at Tennessee Tech (4/15/22)
Fewest Hits.....	0, 2x, last at Belmont (4/29/22)
Most Hits.....	7, Bellarmine (2/26/22)
Fewest Runs.....	0, 13x, last at Belmont (5/1/22)
Most Runs.....	6, at Oklahoma State (5/8/22)
Fewest Walks.....	0, 10x, last at Belmont (5/1/22)
Strikeouts.....	9, at Tennessee Tech (4/15/22)

Career-Highs	
Innings Pitched.....	5.0, 2x, last at Tennessee Tech (4/15/22)
Fewest Hits.....	0, 3x, last at Belmont (4/29/22)
Most Hits.....	7, vs. Southern Mississippi (6/5/21)
Fewest Runs.....	0, 22x, last at Belmont (5/1/22)
Most Runs.....	6, 2x, last at Oklahoma State (5/8/22)
Fewest Walks.....	0, 24x, last at Belmont (5/1/22)
Strikeouts.....	9, at Tennessee Tech (4/15/22)

28 Anthony Klein

2022 Season/Career-Highs	
Innings Pitched.....	4.0, at Southern Illinois (4/26/22)
Fewest Hits.....	0, 6x, last at Missouri (5/3/22)
Most Hits.....	2, 5x, last at Oklahoma State (5/6/22)
Fewest Runs.....	0.7x, last at Oklahoma State (5/6/22)
Most Runs.....	3, at Southern Illinois (4/26/22)
Fewest Walks.....	0, 6x, last at Ole Miss (4/19/22)
Strikeouts.....	5, 2x, last at Southern Illinois (4/26/22)

30 Tommy Windt

2022 Season/Career-Highs	
Innings Pitched.....	7.2, vs. Morehead State (4/23/22)
Fewest Hits.....	0, vs. Bradley (3/5/22)
Most Hits.....	8, 2x, last vs. Murray State (4/10/22)
Fewest Runs.....	0, 2x, last vs. Bradley (3/5/22)
Most Runs.....	7, at Missouri State (3/20/22)
Fewest Walks.....	0, 6x, last vs. Morehead State (4/23/22)
Strikeouts.....	7, vs. Morehead State (4/23/22)

31 Blake Cisneros

2022 Season-Highs	
Innings Pitched.....	2.2, at Belmont (5/1/22)
Fewest Hits.....	0, 7x, last vs. Arkansas State (4/5/22)
Most Hits.....	3, 2x, last vs. Morehead State (4/24/22)
Fewest Runs.....	0, 12x, last at Belmont (5/1/22)
Most Runs.....	2, 2x, last at Oklahoma State (5/7/22)
Fewest Walks.....	0, 12x, last at Belmont (5/1/22)
Strikeouts.....	3, 2x, last at Belmont (5/1/22)

Career-Highs	
Innings Pitched.....	3.0, 2x, last vs. Austin Peay (3/24/19)
Fewest Hits.....	0, 28x, last vs. Arkansas State (4/5/22)
Most Hits.....	6, vs. Purdue Fort Wayne (3/1/19)
Fewest Runs.....	0, 34x, last at Belmont (5/1/22)
Most Runs.....	3, 5x, last at Murray State (4/10/21)
Fewest Walks.....	0, 40x, last at Belmont (5/1/22)
Strikeouts.....	5, vs. McKendree (4/23/19)

32 Connery O'Donnell

2022 Season-Highs	
Innings Pitched.....	-
Fewest Hits.....	-
Most Hits.....	-
Fewest Runs.....	-
Most Runs.....	-
Fewest Walks.....	-
Strikeouts.....	-

Career-Highs	
Innings Pitched.....	11, 2x, last at Arkansas (2/28/21)
Fewest Hits.....	0, 2x, last vs. Southern Illinois (3/24/21)
Most Hits.....	2, at Arkansas (2/28/21)
Fewest Runs.....	0, vs. Southern Illinois (3/24/21)
Most Runs.....	2, at Arkansas (2/28/21)
Fewest Walks.....	1, 2x, last vs. Southern Illinois (3/24/21)
Strikeouts.....	1, 2x, last vs. Southern Illinois (3/24/21)

33 Bryce Grossius

2022 Season-Highs	
Innings Pitched.....	4.0, 2x, last vs. Arkansas State (4/5/22)
Fewest Hits.....	1, at Oklahoma State (5/8/22)
Most Hits.....	7, vs. Bellarmine (2/26/22)
Fewest Runs.....	0, 2x, last vs. Arkansas State (4/5/22)
Most Runs.....	6, 2x last at Missouri State (3/20/22)
Fewest Walks.....	0, 2x, last at Oklahoma State 5/8/22
Strikeouts.....	6, at Dallas Baptist (2/18/22)

Career-Highs	
Innings Pitched.....	6.0, vs. Eastern Kentucky (5/7/21)
Fewest Hits.....	0, 10x, last at Arkansas State (3/3/20)
Most Hits.....	9, vs. Murray State (5/28/21)
Fewest Runs.....	0.15x, last vs. Arkansas State (3/16/22)
Most Runs.....	7, vs. Illinois State (3/6/21)
Fewest Walks.....	0, 17x, last at Oklahoma State (5/8/22)
Strikeouts.....	7, vs. UT Martin (5/21/21)

34 Alex Esker

2022 Season/Career-Highs	
Innings Pitched.....	3.1, at Saint Louis (3/29/22)
Fewest Hits.....	0, 2x last vs. Valparaiso (3/12/22)
Most Hits.....	3, vs. Morehead State (4/24/22)
Fewest Runs.....	0, 6x, last at Ole Miss (4/19/22)
Most Runs.....	4, vs. Morehead State (4/24/22)
Fewest Walks.....	0, vs. Murray State (4/8/22)
Strikeouts.....	2, vs. Southern Illinois (4/12/22)

35 Ryan Malzahn

2022 Season/Career-Highs	
At-Bats.....	4, at Dallas Baptist (2/19/22)
Runs.....	1, 2x, last vs. Bradley (3/4/22)
Hits.....	1, at Dallas Baptist (2/19/22)
Doubles.....	1, at Dallas Baptist (2/19/22)
Triples.....	-
Home Runs.....	-
RBI.....	1, at Dallas Baptist (2/19/22)
Stolen Bases.....	-

36 Weston Brockhouse

2022 Season/Career-Highs	
Innings Pitched.....	-
Fewest Hits.....	-
Most Hits.....	-
Fewest Runs.....	-
Most Runs.....	-
Fewest Walks.....	-
Strikeouts.....	-

37 Hunter Ralls

2022 Season-Highs	
Innings Pitched.....	5.0, vs. Bradley (3/4/22)
Fewest Hits.....	0, vs. SIUE (3/26/22)
Most Hits.....	6, vs. Bradley (3/4/22)
Fewest Runs.....	0, 3x, last vs. Morehead State (4/24/22)
Most Runs.....	4, 2x, last at Indiana State (3/16/22)
Fewest Walks.....	0, 6x, last at Missouri (5/3/22)
Strikeouts.....	5, 2x, last vs. Valparaiso (3/12/22)

Career-Highs	
Innings Pitched.....	5.0, 2x, last vs. Bradley (3/4/22)
Fewest Hits.....	0, 3x, last vs. SIUE (3/26/21)
Most Hits.....	6, 2x, last vs. Bradley (3/4/22)
Fewest Runs.....	0, 10x, last vs. Morehead State (4/24/22)
Most Runs.....	6, at Arkansas (2/28/21)
Fewest Walks.....	0, 12x, last at Missouri (5/3/22)
Strikeouts.....	5, 2x, last vs. Valparaiso (3/12/22)

38 Hayden Malenfant

2022 Season-Highs	
Innings Pitched.....	1.0, at Missouri State (3/20/22)
Fewest Hits.....	0, 2x, last at Missouri (5/3/22)
Most Hits.....	1, 2x, last at Oklahoma State (5/7/22)
Fewest Runs.....	0, 4x, last at Oklahoma State (5/7/22)
Most Runs.....	-
Fewest Walks.....	0, at Missouri (5/3/22)
Strikeouts.....	2, at Missouri State (3/20/22)

Career-Highs	
Innings Pitched.....	2.1, 2x, last at Eastern Illinois (3/27/21)
Fewest Hits.....	0, 7x, last at Missouri (5/3/22)
Most Hits.....	4, 2x, last vs. Eastern Kentucky (5/8/21)
Fewest Runs.....	0, 12x, last at Oklahoma State (5/7/22)
Most Runs.....	5, vs. Southern Illinois (3/24/21)
Fewest Walks.....	0, 10x, last at Missouri (5/3/22)
Strikeouts.....	3, 2x, last at Austin Peay (4/28/21)

6 Jakob Lewis

2022 Season-Highs	
At-Bats.....	-
Runs.....	-
Hits.....	-
Doubles.....	-
Triples.....	-
Home Runs.....	-
RBI.....	-
Stolen Bases.....	-

44 Matt Perego

2022 Season-Highs	
Innings Pitched.....	2.0, vs. Saint Louis (3/1/22)
Fewest Hits.....	1, at Missouri State (3/20/22)
Most Hits.....	5, at Dallas Baptist (2/20/22)
Fewest Runs.....	0, 2x, last at Missouri State (3/20/22)
Most Runs.....	4, at Dallas Baptist (2/20/22)
Fewest Walks.....	0, 2x, last at Missouri State (3/20/22)
Strikeouts.....	2, 2x, last at Indiana State (3/15/22)

Career-Highs	
Innings Pitched.....	2.0, vs. Saint Louis (3/1/22)
Fewest Hits.....	0, 4x, last at Murray State (4/10/21)
Most Hits.....	5, at Dallas Baptist (2/20/22)
Fewest Runs.....	0, 10x, last at Missouri State (3/20/22)
Most Runs.....	4, at Dallas Baptist (2/20/22)
Fewest Walks.....	0, 11x, last at Missouri State (3/20/22)
Strikeouts.....	2, 4x, last at Indiana State (3/15/22)

45 Tanner Mueller

2022 Season/Career-Highs	
Innings Pitched.....	-
Fewest Hits.....	-
Most Hits.....	-
Fewest Runs.....	-
Most Runs.....	-
Fewest Walks.....	-
Strikeouts.....	-

55 Noah Stone

2022 Season/Career-Highs	
Innings Pitched.....	1.0, 2x, last at Indiana State (3/15/22)
Fewest Hits.....	1, vs. Saint Louis (3/1/22)
Most Hits.....	3, at Indiana State (3/15/22)
Fewest Runs.....	-
Most Runs.....	2, 2x last at Indiana State (3/15/22)
Fewest Walks.....	0, at Indiana State (3/15/22)
Strikeouts.....	1, at Indiana State (3/15/22)



SOUTHEAST MISSOURI BASEBALL NOTES

MISSOURI STATE // MAY 10

Game-by-Game Starting Lineups

Opponent	P	C	1B	2B	3B	SS	LF	CF	RF	DH
Dallas Baptist	Grossius	Keck	Andrews	Palmer	Leeper	Wilber	Mason	Graber	Vaske	Stauss
Dallas Baptist	Niznik	Keck	Andrews	Palmer	Leeper	Wilber	Mason	Graber	Malzahn	Stauss
Dallas Baptist	Williams	Keck	Andrews	Palmer	Leeper	Wilber	Mason	Graber	Vaske	Sperling
Bellarmine	Grossius	Keck	Andrews	Palmer	Leeper	Wilber	Mason	Graber	Vaske	Stauss
Bellarmine	Niznik	Keck	Andrews	Sperling	Leeper	Wilber	Mason	Graber	Vaske	Stauss
Bellarmine	Williams	Grant	Andrews	Sperling	Leeper	Wilber	Mason	Graber	Malzahn	Keck
Saint Louis	Windt	Keck	Andrews	Palmer	Leeper	Wilber	Mason	Graber	Vaske	Sperling
Bradley	Grossius	Keck	Andrews	Palmer	Leeper	Wilber	Mason	Graber	Vaske	Sperling
Bradley	Rackers	Keck	Andrews	Palmer	Leeper	Wilber	Mason	Graber	Vaske	Sperling
Bradley	Niznik	Stauss	Andrews	Sperling	Leeper	Wilber	Mason	Graber	Vaske	Keck
Arkansas State	Grossius	Keck	Andrews	Palmer	Leeper	Wilber	Mason	Graber	Vaske	Sperling
Valparaiso	Rackers	Keck	Andrews	Palmer	Leeper	Wilber	Mason	Graber	Vaske	Sperling
Valparaiso	Niznik	Keck	Andrews	Palmer	Leeper	Wilber	Mason	Graber	Vaske	Sperling
Valparaiso	Windt	Grant	Andrews	Palmer	Leeper	Wilber	Mason	Graber	Vaske	Keck
Indiana State	Osborne	Keck	Andrews	Palmer	Leeper	Wilber	Mason	Graber	Vaske	Stauss
Indiana State	Ralls	Keck	Andrews	Palmer	Leeper	Wilber	Mason	Graber	Vaske	Parker
Missouri State	Rackers	Stauss	Andrews	Palmer	Leeper	Wilber	Mason	Graber	Vaske	Parker
Missouri State	Niznik	Grant	Andrews	Palmer	Leeper	Wilber	Mason	Graber	Vaske	Malzahn
Missouri State	Windt	Stauss	Andrews	Palmer	Leeper	Wilber	Mason	Graber	Vaske	Keck
SIU Edwardsville	Rackers	Keck	Andrews	Palmer	Leeper	Wilber	Mason	Graber	Vaske	Stauss
SIU Edwardsville	Niznik	Keck	Andrews	Palmer	Leeper	Wilber	Mason	Graber	Vaske	Stauss
SIU Edwardsville	Windt	Keck	Andrews	Palmer	Leeper	Wilber	Mason	Graber	Vaske	Grant
Saint Louis	Grossius	Keck	Andrews	Palmer	Leeper	Wilber	Mason	Graber	Vaske	Parker
Austin Peay	Rackers	Keck	Andrews	Palmer	Leeper	Wilber	Mason	Graber	Vaske	Parker
Austin Peay	Niznik	Keck	Andrews	Palmer	Leeper	Wilber	Mason	Graber	Vaske	Stauss
Austin Peay	Windt	Keck	Andrews	Palmer	Leeper	Wilber	Mason	Graber	Vaske	Stauss
Arkansas State	Grossius	Keck	Sperling	Palmer	Leeper	Wilber	Mason	Graber	Vaske	Stauss
Murray State	Rackers	Keck	Andrews	Palmer	Leeper	Wilber	Mason	Graber	Vaske	Stauss
Murray State	Niznik	Keck	Andrews	Palmer	Leeper	Wilber	Mason	Graber	Vaske	Stauss
Murray State	Windt	Keck	Andrews	Palmer	Leeper	Wilber	Mason	Graber	Parker	Stauss
Southern Illinois	Grossius	Keck	Andrews	Palmer	Leeper	Wilber	Mason	Graber	Parker	Stauss
Tennessee Tech	Rackers	Keck	Andrews	Palmer	Leeper	Wilber	Mason	Graber	Parker	Stauss
Tennessee Tech	Niznik	Keck	Andrews	Palmer	Leeper	Wilber	Mason	Graber	Parker	Stauss
Tennessee Tech	Windt	Keck	Andrews	Palmer	Leeper	Wilber	Mason	Graber	Vaske	Malzahn
Ole Miss	Esker	Keck	Andrews	Sperling	Leeper	Wilber	Mason	Graber	Parker	Stauss
Morehead State	Rackers	Keck	Andrews	Palmer	Leeper	Wilber	Mason	Graber	Parker	Stauss
Morehead State	Niznik	Keck	Andrews	Sperling	Leeper	Wilber	Mason	Graber	Parker	Stauss
Morehead State	Esker	Stauss	Andrews	Palmer	Leeper	Wilber	Mason	Graber	Parker	Keck
Southern Illinois	Osborne	Keck	Andrews	Palmer	Leeper	Wilber	Mason	Graber	Parker	Stauss
Belmont	Rackers	Keck	Andrews	Palmer	Leeper	Wilber	Mason	Graber	Parker	Stauss
Belmont	Windt	Keck	Andrews	Palmer	Leeper	Wilber	Mason	Graber	Vaske	Stauss
Belmont	Osborne	Keck	Andrews	Palmer	Leeper	Wilber	Mason	Graber	Parker	Stauss
Missouri	Wilma	Keck	Andrews	Palmer	Leeper	Wilber	Mason	Graber	Malzahn	Stauss
Oklahoma State	Rackers	Keck	Andrews	Palmer	Leeper	Wilber	Mason	Graber	Parker	Stauss
Oklahoma State	Windt	Keck	Sperling	Palmer	Leeper	Wilber	Mason	Graber	Parker	Stauss
Oklahoma State	Williams	Keck	Andrews	Sperling	Leeper	Wilber	Mason	Graber	Vaske	Stauss
Missouri State										
UT Martin										
UT Martin										
UT Martin										
Eastern Illinois										
Eastern Illinois										
Eastern Illinois										

SOUTHEAST MISSOURI BASEBALL NOTES

MISSOURI STATE // MAY 10



Game-by-Game Hitting

Opponent	AB	R	H	RBI	2B	3B	HR	BB	IBB	SB	CS	HBP	SAC	SF	GDP	K	PQ	A	E	Avg
Southeast Missouri	44	7	10	5	1	2	0	10	0	2	0	0	3	0	0	19	36	10	3	.227
Dallas Baptist	48	6	12	6	2	0	1	4	0	3	0	0	0	0	1	12	36	11	3	.250
Southeast Missouri	38	6	10	6	2	0	1	5	0	1	0	0	0	0	1	12	30	8	2	.244
Dallas Baptist	39	5	10	4	1	0	2	3	0	0	1	0	1	0	0	11	30	11	0	.253
Southeast Missouri	31	5	5	4	3	0	1	8	0	1	1	1	0	0	1	14	24	9	2	.221
Dallas Baptist	37	13	14	13	3	1	4	9	1	7	1	0	0	1	0	10	27	7	1	.290
Southeast Missouri	Canceled	-	-	-	-	-	-	-	-	-	-	-	-	-	-	-	-	-	-	-
Kentucky	-	-	-	-	-	-	-	-	-	-	-	-	-	-	-	-	-	-	-	-
Southeast Missouri	41	8	11	8	3	0	2	9	1	1	0	0	0	0	0	10	33	18	1	.234
Bellarmine	45	7	13	7	3	0	2	6	1	2	0	1	0	0	1	9	30	9	1	.289
Southeast Missouri	30	10	8	10	2	0	2	11	0	0	2	1	0	1	1	6	27	13	2	.239
Bellarmine	34	2	7	2	1	0	0	4	0	1	0	1	0	0	2	3	24	5	3	.206
Southeast Missouri	36	12	11	12	3	0	2	7	0	1	0	1	1	1	0	6	27	10	1	.250
Bellarmine	37	8	9	6	0	2	0	10	0	4	0	0	0	0	0	12	24	5	3	.243
Southeast Missouri	33	16	16	16	4	0	2	9	0	3	0	1	0	0	2	4	21	9	1	.281
Saint Louis	24	5	5	5	2	0	1	5	0	0	0	1	0	2	1	5	18	9	2	.208
Southeast Missouri	38	16	15	14	5	0	1	7	0	3	0	3	0	2	0	9	27	11	0	.296
Bradley	37	7	12	7	2	0	3	4	0	1	1	1	0	0	1	8	24	6	1	.324
Southeast Missouri	30	11	12	11	1	0	3	2	0	0	0	0	0	0	0	5	21	6	0	.305
Bradley	35	5	6	5	3	0	1	4	0	0	0	0	0	0	0	12	24	3	2	.171
Southeast Missouri	35	12	9	12	1	0	5	7	0	2	0	1	0	0	0	12	27	7	2	.301
Bradley	29	8	10	8	3	0	2	3	0	0	1	0	0	0	0	10	18	5	0	.345
Southeast Missouri	40	14	11	11	5	0	2	13	0	5	0	1	0	0	0	13	27	8	1	.298
Arkansas State	36	6	9	6	1	0	1	1	0	0	0	0	0	1	0	7	27	4	3	.250
Southeast Missouri	32	9	9	9	2	0	2	4	0	5	1	2	0	0	2	10	27	3	2	.297
Valparaiso	34	1	7	1	0	0	0	5	0	0	0	1	0	0	1	12	24	11	3	.262
Southeast Missouri	38	16	16	14	0	1	3	10	0	4	0	3	0	0	1	9	27	10	1	.307
Valparaiso	35	6	8	6	2	0	2	5	0	0	1	0	0	0	1	10	24	8	2	.260
Southeast Missouri	37	10	14	10	1	1	5	4	0	0	0	0	0	0	0	13	27	10	2	.312
Valparaiso	38	8	12	7	1	1	1	3	0	0	1	0	0	0	0	10	24	9	0	.264
Southeast Missouri	32	1	4	1	2	0	0	3	0	3	0	0	0	0	0	14	24	6	0	.301
Indiana State	36	10	14	10	2	0	3	2	0	1	0	3	0	1	0	8	27	5	1	.389
Southeast Missouri	33	4	7	4	1	0	1	2	0	0	1	1	0	0	0	8	25	14	3	.296
Indiana State	36	5	10	5	2	0	1	2	0	0	0	1	0	0	0	5	27	7	1	.278
Southeast Missouri	35	6	9	5	2	0	0	5	0	2	1	0	3	0	1	11	27	6	0	.294
Missouri State	33	3	8	3	2	0	1	5	0	0	0	0	0	0	2	8	27	13	5	.242
Southeast Missouri	34	3	8	2	1	0	1	2	0	0	0	0	1	0	1	7	24	8	0	.290
Missouri State	38	9	17	8	5	0	0	2	0	1	0	0	0	0	1	6	27	7	1	.447
Southeast Missouri	32	5	6	5	2	0	1	4	0	0	0	1	0	0	1	10	24	1	0	.286
Missouri State	38	16	15	16	4	0	3	5	0	3	0	3	0	2	0	13	27	7	0	.395
Southeast Missouri	25	2	1	2	1	0	0	2	0	0	0	1	0	0	1	5	27	12	2	.277
SIU Edwardsville	32	1	6	1	0	0	0	2	0	0	0	1	2	0	0	10	24	9	1	.188
Southeast Missouri	25	2	4	2	1	0	0	1	0	0	0	1	1	0	3	7	27	9	0	.273
SIU Edwardsville	32	1	5	1	2	0	0	1	0	0	0	1	0	0	0	4	24	13	1	.156
Southeast Missouri	28	5	8	5	0	0	2	2	0	0	0	1	2	0	2	7	27	5	0	.273
SIU Edwardsville	34	2	8	2	1	0	1	3	0	3	1	2	0	0	0	12	24	8	0	.235
Southeast Missouri	32	4	7	4	2	0	0	3	0	2	0	1	1	0	1	6	27	5	1	.271
Saint Louis	28	1	3	1	0	0	0	5	0	0	0	1	0	1	1	9	27	13	0	.107
Southeast Missouri	32	3	6	3	0	0	0	1	0	1	1	0	1	1	0	9	24	9	0	.268
Austin Peay	31	4	9	3	1	0	2	2	0	0	0	1	0	0	2	10	27	8	2	.290
Southeast Missouri	35	7	11	7	0	0	4	3	0	0	1	1	0	0	2	8	24	10	0	.270
Austin Peay	32	8	9	8	2	0	1	5	0	0	0	0	0	0	1	10	27	11	0	.281
Southeast Missouri	36	6	12	6	1	0	4	3	0	2	2	0	1	0	0	10	27	8	0	.272
Austin Peay	34	5	7	5	1	0	4	2	0	0	0	0	0	0	0	8	27	12	2	.206
Southeast Missouri	34	8	9	8	2	1	2	1	0	2	1	1	0	0	0	10	27	11	0	.272
Arkansas State	34	5	10	5	3	1	1	5	0	0	1	0	0	0	2	9	24	5	3	.294
Southeast Missouri	37	11	13	11	5	0	0	6	1	1	0	1	0	0	0	9	27	10	1	.275
Murray State	34	2	10	2	1	0	0	11	5	0	1	0	0	1	1	10	24	9	0	.266



SOUTHEAST MISSOURI BASEBALL NOTES

MISSOURI STATE // MAY 10

Game-by-Game Hitting

Opponent	AB	R	H	RBI	2B	3B	HR	BB	IBB	SB	CS	HBP	SAC	SF	GDP	K	PO	A	E	Avg	
Southeast Missouri	32	8	10	8	3	0	2	4	0	1	0	1	0	0	1	7	27	11	0	.276	
Murray State	34	5	8	4	0	0	1	11	4	0	0	0	0	0	0	4	24	9	1	.265	
Southeast Missouri	39	11	14	11	2	2	2	1	0	0	0	0	0	2	0	5	27	9	0	.279	
Murray State	42	10	16	10	3	1	4	33	2	0	2	0	0	0	0	8	25	4	7	.270	
Southeast Missouri	36	2	10	2	2	0	1	0	0	1	0	1	0	0	1	10	27	10	0	.279	
Southern Illinois	32	3	6	3	1	0	2	6	0	3	0	1	0	0	1	7	27	5	0	.188	
Southeast Missouri	35	3	9	3	0	1	0	6	0	0	0	3	0	0	2	6	24	5	3	.279	
Tennessee Tech	34	10	9	0	0	2	8	6	7	2	0	1	0	0	1	7	0	0	0	.264	
Southeast Missouri	37	9	10	9	2	0	5	3	0	0	0	2	0	0	1	8	27	5	1	.278	
Tennessee Tech	32	4	6	0	0	0	3	4	0	0	0	1	1	0	0	15	0	0	0	.187	
Southeast Missouri	34	4	8	4	2	0	2	3	0	0	1	0	1	0	0	9	24	4	1	.277	
Tennessee Tech	31	7	9	1	0	2	2	4	0	1	0	0	1	1	0	9	0	0	0	.290	
Southeast Missouri	38	13	12	12	2	0	1	9	0	1	0	4	0	2	0	12	27	11	0	.278	
Ole Miss	35	3	10	3	1	0	2	3	0	0	0	1	0	0	2	9	27	10	3	.286	
Southeast Missouri	43	8	13	8	3	1	1	1	0	0	1	1	0	0	0	7	30	10	0	.279	
Morehead State	36	7	10	6	2	1	1	3	0	0	0	0	2	1	1	13	28	9	3	.278	
Southeast Missouri	34	16	10	16	5	0	1	5	0	0	0	8	0	0	1	7	27	9	1	.279	
Morehead State	41	9	15	9	1	0	3	1	0	1	0	0	0	0	2	7	24	5	1	.366	
Southeast Missouri	36	9	9	8	2	0	5	6	0	1	0	0	0	0	2	7	30	13	4	.279	
Morehead State	41	8	12	7	4	1	0	4	0	2	0	1	1	1	0	11	29	12	0	.293	
Southeast Missouri	40	6	11	6	4	0	1	3	0	3	0	2	2	1	1	11	30	3	0	.279	
Southern Illinois	41	7	10	7	2	0	2	5	0	0	0	0	0	0	0	14	33	11	1	.244	
Southeast Missouri	33	5	6	5	0	0	3	6	1	0	0	0	2	1	1	8	30	9	0	.276	
Belmont	34	4	5	3	1	0	0	6	2	1	1	0	1	0	0	10	30	8	1	.281	
Southeast Missouri	32	3	7	3	1	0	2	2	0	1	0	0	0	0	0	9	24	9	1	.275	
Belmont	31	5	10	5	2	0	1	15	4	0	0	0	0	0	2	1	7	27	9	0	.282
Southeast Missouri	32	11	11	10	3	0	2	7	1	0	0	1	2	1	1	9	27	4	0	.276	
Belmont	40	4	14	4	2	0	1	19	1	0	0	1	0	0	0	11	27	14	0	.284	
Southeast Missouri	30	3	4	3	0	0	2	6	0	1	0	0	0	0	1	13	24	10	1	.274	
Missouri	34	9	10	8	1	0	3	4	0	0	0	5	1	0	0	6	27	7	1	.294	
Southeast Missouri	32	0	7	0	0	0	0	2	0	1	1	1	0	0	1	16	24	7	2	.272	
Oklahoma State	31	4	10	3	1	0	1	4	0	2	0	0	0	1	2	5	27	5	0	.323	
Southeast Missouri	36	6	9	5	0	1	1	5	0	1	0	1	0	0	1	11	24	9	0	.272	
Oklahoma State	36	11	15	11	3	1	2	6	0	2	0	0	0	1	2	9	27	14	1	.417	
Southeast Missouri	26	3	6	3	1	0	0	4	0	4	0	0	0	0	1	8	18	6	1	.271	
Oklahoma State	29	15	13	15	2	1	4	4	0	0	0	2	0	1	0	2	21	5	1	.448	
Southeast Missouri																					
Missouri																					
Southeast Missouri																					
UT Martin																					
Southeast Missouri																					
UT Martin																					
Southeast Missouri																					
UT Martin																					
Southeast Missouri																					
Eastern Illinois																					
Southeast Missouri																					
Eastern Illinois																					
Southeast Missouri																					
Eastern Illinois																					

SOUTHEAST MISSOURI BASEBALL NOTES

MISSOURI STATE // MAY 10



Game-by-Game Pitching

Opponent	IP	H	R	ER	BB	SO	2B	3B	HR	WP	BK	HBP	DP	IBB	Score	W-L	SV	ERA
Southeast Missouri	12.0	12	6	5	4	12	2	0	1	3	2	0	1	0	7-6	1-0	0	3.75
Dallas Baptist	12.0	10	7	5	10	19	1	2	0	2	0	0	0	0	6-7	0-1	0	3.75
Southeast Missouri	10.0	10	5	5	3	11	1	0	2	2	0	0	0	0	6-5	2-0	1	4.09
Dallas Baptist	10.0	10	6	6	5	12	2	0	1	1	0	0	1	0	5-6	0-2	0	4.50
Southeast Missouri	8.0	14	13	12	9	10	3	1	4	0	0	0	0	1	5-13	2-1	1	6.60
Dallas Baptist	9.0	5	5	5	8	14	3	0	1	1	0	1	1	0	13-5	1-2	0	4.65
Southeast Missouri	Canceled	-	-	-	-	-	-	-	-	-	-	-	-	-	-	-	-	-
Kentucky	-	-	-	-	-	-	-	-	-	-	-	-	-	-	-	-	-	-
Southeast Missouri	11.0	13	7	7	6	9	3	0	2	1	0	1	1	1	8-7	3-1	1	6.37
Bellarmine	10.0	11	8	6	9	10	3	0	3	2	0	0	0	1	7-8	1-5	0	5.40
Southeast Missouri	9.0	7	2	1	4	3	1	0	0	0	0	1	2	0	10-2	4-1	1	5.40
Bellarmine	8.0	8	10	7	11	6	2	0	2	0	0	1	0	0	2-10	1-6	0	7.88
Southeast Missouri	9.0	9	8	8	10	12	0	2	0	2	1	0	0	0	12-8	5-1	1	5.80
Bellarmine	8.0	11	12	11	7	6	3	0	2	2	0	1	0	0	8-12	1-7	0	12.38
Southeast Missouri	7.0	5	5	4	5	5	2	0	1	0	0	1	1	0	16-5	6-1	1	5.73
Saint Louis	6.0	16	16	14	9	4	4	0	2	4	0	1	2	0	5-16	1-5	0	21.00
Southeast Missouri	9.0	12	7	7	4	8	2	0	3	2	0	1	1	0	16-7	7-1	1	5.76
Bradley	8.0	15	16	15	7	9	5	0	1	3	0	3	0	0	7-16	3-4	0	16.88
Southeast Missouri	7.0	10	8	8	3	10	3	0	2	0	0	0	0	0	11-8	8-1	2	6.15
Bradley	6.0	12	11	11	2	5	1	0	3	1	0	0	0	0	8-11	3-5	0	16.50
Southeast Missouri	9.0	6	5	4	4	12	3	0	1	0	0	0	0	0	12-5	9-1	2	5.93
Bradley	8.0	9	12	8	7	12	1	0	5	0	0	1	0	0	5-12	3-6	0	9.00
Southeast Missouri	9.0	9	6	5	1	7	1	0	1	3	0	0	0	0	14-6	10-1	2	5.85
Arkansas State	9.0	11	14	10	13	13	5	0	2	2	0	1	0	0	6-14	4-6	0	10.00
Southeast Missouri	9.0	7	1	1	5	12	0	0	0	2	0	1	1	0	9-1	11-1	2	5.45
Valparaiso	8.0	9	9	8	4	10	2	0	2	0	0	2	2	0	1-9	5-4	0	9.35
Southeast Missouri	9.0	8	6	6	5	10	2	0	2	1	0	0	1	0	16-6	12-1	2	5.49
Valparaiso	8.0	16	16	14	10	9	0	1	3	2	0	3	2	0	6-16	5-5	0	9.82
Southeast Missouri	9.0	12	8	7	3	10	1	1	1	0	0	0	0	0	10-8	13-1	2	5.60
Valparaiso	8.0	14	10	10	4	13	1	1	5	0	0	0	0	0	8-10	5-6	0	9.92
Southeast Missouri	8.0	14	10	10	2	8	2	0	3	1	1	3	1	0	1-10	13-2	2	5.93
Indiana State	4	1	1	3	14	2	0	0	0	0	0	0	0	0	10-1	8-6	1	1.00
Southeast Missouri	8.1	10	5	1	2	5	2	0	1	0	0	1	1	0	4-5	13-3	2	5.65
Indiana State	9.0	7	4	1	2	8	1	0	1	0	0	1	0	0	5-4	9-6	0	1.00
Southeast Missouri	9.0	8	3	3	5	8	2	0	1	1	1	0	2	0	6-3	14-3	3	5.49
Missouri State	9.0	9	6	2	5	11	2	0	0	0	0	0	0	0	3-6	8-8	0	2.00
Southeast Missouri	8.0	17	9	9	2	6	5	0	0	1	0	0	1	0	3-9	14-4	3	5.73
Missouri State	9.0	8	3	3	2	7	1	0	1	1	0	0	0	0	9-3	9-8	0	3.00
Southeast Missouri	8.0	15	16	16	5	13	4	0	3	0	0	2	0	0	5-16	14-5	3	6.31
Missouri State	9.0	6	5	5	4	10	2	0	1	1	0	1	0	0	16-5	10-8	0	5.00
Southeast Missouri	9.0	6	1	1	2	10	0	0	0	1	0	1	1	0	2-1	15-5	4	6.04
SIU Edwardsville	8.0	1	2	2	2	5	1	0	0	0	0	1	0	0	1-2	10-9	0	2.25
Southeast Missouri	9.0	5	1	1	1	4	2	0	0	0	0	1	0	0	2-1	16-5	5	5.80
SIU Edwardsville	8.0	4	2	2	1	7	1	0	0	1	0	0	0	0	1-2	10-10	0	2.25
Southeast Missouri	9.0	8	2	2	3	12	1	0	1	2	0	2	0	0	5-2	17-5	6	5.62
SIU Edwardsville	8.0	8	5	5	2	7	0	0	2	0	0	1	0	0	2-5	10-11	0	5.63
Southeast Missouri	9.0	3	1	1	5	9	0	0	0	0	0	1	1	0	4-1	18-5	6	5.42
Saint Louis	9.0	7	4	4	3	6	2	0	0	0	0	1	0	0	1-4	12-10	0	4.00
Southeast Missouri	8.0	9	4	4	2	10	1	0	2	0	0	1	2	0	3-4	18-6	6	5.38
Austin Peay	9.0	6	3	3	1	9	0	0	0	2	0	0	0	0	4-3	9-18	0	3.00
Southeast Missouri	8.0	9	8	8	5	10	2	0	1	3	0	0	1	0	7-8	18-7	6	5.51
Austin Peay	9.0	11	7	7	3	8	0	0	4	0	0	1	0	0	8-7	10-18	1	7.00
Southeast Missouri	9.0	7	5	5	2	8	1	0	4	0	0	0	0	0	6-5	19-7	7	5.49
Austin Peay	9.0	12	6	6	3	10	1	0	4	2	0	0	0	0	5-6	10-19	0	6.00
Southeast Missouri	9.0	10	5	5	5	9	3	1	1	1	0	0	2	0	8-5	19-7	7	5.49
Arkansas State	8.0	9	8	4	1	10	2	1	2	1	0	1	0	0	5-8	5-21	0	4.50
Southeast Missouri	9.0	10	2	1	5	10	1	0	0	2	0	0	0	0	11-2	21-7	8	5.31
Murray State	8.0	13	11	11	6	9	5	0	0	3	1	1	0	1	2-11	15-13	4	5.30



SOUTHEAST MISSOURI BASEBALL NOTES

MISSOURI STATE // MAY 10

Game-by-Game Pitching

Opponent	IP	H	R	ER	BB	SO	2B	3B	HR	WP	BK	HBP	DP	IBB	Score	W-L	SV	ERA
Southeast Missouri	9.0	8	5	5	4	4	0	0	1	1	0	0	0	0	8-5	22-7	8	5.30
Murray State	8.0	10	8	8	4	7	3	0	2	1	0	1	1	0	5-8	15-14	4	5.41
Southeast Missouri	9.0	16	10	10	2	8	3	1	4	0	0	0	1	0	11-10	23-7	8	5.46
Murray State	8.1	14	11	9	1	5	2	2	2	1	1	0	0	0	10-11	15-15	4	5.55
Southeast Missouri	9.0	6	3	3	6	7	1	0	2	1	0	1	1	0	2-3	23-8	8	5.38
Southern Illinois	9.0	10	2	2	0	10	2	0	1	0	0	1	0	0	3-2	24-9	1	2.00
Southeast Missouri	8.0	9	10	4	6	7	0	0	2	1	0	1	1	0	3-10	23-9	8	5.36
Tennessee Tech	9.0	9	3	2	6	6	0	1	0	0	0	0	0	0	10-3	19-12	0	2.00
Southeast Missouri	9.0	6	4	2	4	15	0	0	0	0	0	1	0	0	9-4	24-9	8	5.25
Tennessee Tech	9.0	10	9	6	3	8	2	0	5	0	0	0	0	0	4-9	19-13	0	6.00
Southeast Missouri	8.0	9	7	6	4	9	1	0	2	0	0	0	0	0	4-7	24-10	8	5.29
Tennessee Tech	9.0	8	4	4	3	9	0	0	2	0	0	0	0	0	7-4	20-13	0	4.00
Southeast Missouri	9.0	10	3	3	3	9	1	0	2	0	0	1	2	0	13-3	25-10	8	5.22
Ole Miss	9.0	12	13	11	9	12	2	0	1	2	0	4	0	0	3-13	21-15	0	11.00
Southeast Missouri	10.0	12	8	5	4	11	4	1	0	1	0	1	0	0	8-7	25-10	8	5.26
Morehead State	9.1	13	8	3	1	7	3	1	1	0	0	1	0	0	7-8	16-20	0	2.89
Southeast Missouri	9.0	15	9	8	1	7	1	0	3	0	0	0	2	0	16-9	26-10	8	5.33
Morehead State	8.0	10	16	14	5	7	5	0	1	1	0	8	0	0	9-16	16-21	0	15.75
Southeast Missouri	10.0	12	8	5	4	11	4	1	0	1	0	1	0	0	9-8	27-10	8	5.31
Morehead State	9.2	9	9	9	6	7	2	0	5	0	0	0	0	0	8-9	16-22	0	8.38
Southeast Missouri	10.0	7	7	5	14	2	0	2	1	0	0	0	0	0	6-7	28-11	8	5.34
Southern Illinois	11.0	11	6	5	3	11	3	0	1	1	0	2	0	0	7-6	29-11	0	4.09
Southeast Missouri	10.0	5	4	4	2	10	1	0	0	1	0	1	0	1	5-4	29-11	8	5.29
Belmont	10.0	6	5	4	6	8	0	0	3	0	0	0	1	1	4-5	27-15	15	4.38
Southeast Missouri	8.0	10	5	5	4	7	2	0	1	0	0	0	1	0	3-5	29-12	8	5.30
Belmont	9.0	7	3	3	2	9	1	0	2	1	0	0	0	0	5-3	28-15	16	4.34
Southeast Missouri	9.0	14	4	4	1	11	2	0	1	0	0	0	0	0	11-4	30-12	8	5.27
Belmont	9.0	11	11	11	7	9	3	0	2	1	0	1	2	1	4-11	28-16	16	4.50
Southeast Missouri	8.0	10	9	9	4	6	1	0	3	3	0	5	0	0	3-9	30-13	8	5.37
Missouri	9.0	4	3	3	6	13	0	0	2	0	0	0	0	0	9-3	25-17	1	3.00
Southeast Missouri	8.0	10	4	3	4	5	1	0	1	3	0	0	2	0	0-4	30-14	8	5.33
Oklahoma State	9.0	7	0	0	2	16	0	0	0	0	0	1	0	0	4-0	32-13	0	0.00
Southeast Missouri	8.0	15	11	11	6	9	3	1	2	0	0	0	2	0	6-11	30-15	8	5.47
Oklahoma State	9.0	9	6	6	5	11	0	1	1	0	0	1	0	0	11-6	33-13	0	6.00
Southeast Missouri	6.0	13	15	15	14	4	2	2	1	4	1	0	2	0	3-15	30-16	8	5.70
Oklahoma State	7.0	6	3	3	4	8	1	0	0	0	0	0	0	0	15-3	34-13	1	3.86
Southeast Missouri																		
Missouri State																		
Southeast Missouri																		
UT Martin																		
Southeast Missouri																		
UT Martin																		
Southeast Missouri																		
UT Martin																		
Southeast Missouri																		
Eastern Illinois																		
Southeast Missouri																		
Eastern Illinois																		
Southeast Missouri																		
Eastern Illinois																		

SOUTHEAST MISSOURI BASEBALL NOTES

MISSOURI STATE // MAY 10



Southeast Missouri's Record

Overall.....	30-16
At Home.....	20-1
On the Road.....	10-15
At Neutral Sites.....	0-0
Against Non-OVC Opponents.....	17-11
Against OVC Opponents.....	13-5
In Home OVC Games.....	9-0
In Away OVC Games.....	4-5
vs. Ranked Teams.....	2-4
In February.....	5-1
In March.....	13-4
In April.....	11-7
In May.....	1-4
On Mondays.....	0-0
On Tuesdays.....	5-4
On Wednesdays.....	0-1
On Thursdays.....	0-1
On Fridays.....	7-2
On Saturdays.....	10-5
On Sundays.....	8-3
In Day Games.....	21-9
In Night Games.....	9-7
In Extra Inning Games.....	6-1
When Redhawks Score First.....	10-8
When Opponents Score First.....	20-8
vs. Left-Handed Starter.....	9-4
vs. Right-Handed Starter.....	21-12
In 1-Run Games.....	10-5
In 2-Run Games.....	1-1
In 5+ Run Games.....	12-8
Shutouts.....	0-1
When Leading After Six Innings.....	18-4
When Trailing After Six Innings.....	6-12
When Tied After Six Innings.....	6-0
When Redhawks Starter Goes 6 or more Innings.....	5-2
When Redhawks Get 10 or more Hits.....	19-3
When Redhawks Outhit Opponents.....	19-3
When Redhawks Get Outhit.....	9-12
When Hits are Tied.....	2-1
When Scoring 0-2 Runs.....	2-3
When Scoring 3-5 Runs.....	3-10
When Scoring 6-9 Runs.....	11-3
When Scoring 10+ Runs.....	14-0
When Opponents Score 0-2 Runs.....	7-0
When Opponents Score 3-5 Runs.....	11-5
When Opponents Score 6-9 Runs.....	11-5
When Opponents Score 10+ Runs.....	1-6
Without Hitting a Home Run.....	6-5
When Hitting 1 Home Run.....	5-7
When Hitting 2+ Home Runs.....	19-4
Committing 0 Errors.....	13-8
Committing 1 Error.....	9-4
Committing 2+ Errors.....	8-4

Honors & Awards

OVC Preseason Player of the Year

Tyler Wilber, SS

Preseason All-OVC

Jevon Mason, OF

OVC Player of the Week

Peyton Leeper, UT, Mar. 14

Tyler Wilber, SS, Apr. 11

Andrew Keck, C, May 2

OVC Pitcher of the Week

Kyle Miller, RHP, Feb. 21



SOUTHEAST MISSOURI BASEBALL NOTES

MISSOURI STATE // MAY 10

2022 Season/Career Statistics

Record: 30-16 Home: 20-1 Away: 10-15 OVC: 13-5

Player	SEASON													CAREER													
	Avg	G-GS	AB	R	H	2B	3B	HR	RBI	BB	Hbp	SO	Sb-Att	Avg	G-GS	AB	R	H	2B	3B	HR	RBI	BB	Hbp	SO	Sb-Att	
12 KECK, Andrew	.367	44-44	177	41	65	14	2	14	53	20	3	26	10-14	.319	160-157	605	110	193	37	4	23	122	65	8	111	44-54	
9 WILBER, Tyler	.340	46-46	188	46	64	13	0	15	58	23	2	29	0-0	.372	170-170	667	147	248	52	6	26	159	93	15	87	8-13	
23 GRABER, Brett	.324	46-46	170	30	55	11	3	6	32	27	6	53	10-14	.328	63-49	189	36	62	13	3	6	32	29	6	61	10-15	
1 MASON, Jevon	.306	46-46	183	56	56	11	3	11	34	31	8	43	16-18	.327	89-86	343	91	112	25	3	13	56	56	12	80	20-26	
8 STAUSS, Ty	.254	37-31	126	18	32	4	1	5	21	9	1	30	0-0	.225	68-52	200	26	45	7	1	5	26	23	2	52	3-3	
19 PARKER, Spencer	.250	25-17	68	10	17	4	0	2	10	6	1	22	0-1	.250	25-17	68	10	17	4	0	2	10	6	1	22	0-1	
14 LEEPER, Peyton	.232	46-46	168	43	39	6	0	6	26	37	6	39	6-6	.218	106-102	353	78	77	16	4	6	40	69	16	90	12-16	
10 ANDREWS, Lincoln	.215	44-44	172	32	37	9	0	10	33	16	5	58	0-1	.223	100-92	354	50	79	17	1	13	58	22	7	104	0-1	
21 VASKE, Joel	.210	41-30	105	21	22	5	0	4	19	22	7	50	7-9	.210	41-30	105	21	22	5	0	4	19	22	7	50	7-9	
11 PALMER, Ben	.191	44-40	136	29	26	5	1	5	25	13	5	43	6-6	.191	44-40	136	29	26	5	1	5	25	13	5	43	6-6	

5 SPERLING, Danny	.236	23-15	55	10	13	2	0	0	11	10	2	14	1-1	.242	48-33	120	18	29	4	0	1	20	18	4	23	2-2	
16 GRANT, Wyatt	.100	8-4	10	1	1	0	0	0	0	3	1	7	0-0	.100	8-4	10	1	1	0	0	0	0	3	1	7	0-0	
35 MALZAHN, Ryan	.056	11-5	18	2	1	1	0	0	1	0	1	11	0-0	.056	11-5	18	2	1	1	0	0	1	0	1	11	0-0	
28 KLEIN, Anthony	.000	1-0	1	0	0	0	0	0	0	0	0	0	0-0	.000	1-0	1	0	0	0	0	0	0	0	0	0	0-0	
30 WINDT, Tommy	.000	1-0	1	0	0	0	0	0	0	0	0	1	0-0	.000	1-0	1	0	0	0	0	0	0	0	0	1	0-0	
Totals	.271	46-46	1578	339	428	85	10	78	323	217	48	426	56-70														
Opponents	.281	46-46	1614	284	453	77	10	68	268	179	30	407	43-52														

(All games Sorted by Earned run avg)

Player	SEASON														CAREER													
	ERA	W-L	App	GS	CG	Sho	Sv	IP	H	R	ER	BB	SO	ERA	W-L	App	GS	CG	Sho	Sv	IP	H	R	ER	BB	SO		
27 WILLIAMS, Austin	3.80	6-2	20	3	0	0	2	45.0	45	21	19	17	52	4.78	8-5	42	4	0	0	0	8	84.2	95	48	45	29	91	
20 RACKERS, Jason	4.48	4-2	12	10	0	0	0	62.1	61	38	31	26	55	4.48	4-2	12	10	0	0	0	0	62.1	61	38	31	26	55	
30 WINDT, Tommy	6.62	4-2	15	9	0	0	0	51.2	63	40	38	18	60	6.62	4-2	15	9	0	0	0	0	51.2	63	40	38	18	60	
18 NIZNIK, Noah	7.71	1-0	13	10	0	0	0	46.2	63	43	40	23	41	6.01	9-10	44	38	3	1	0	187.1	221	137	125	75	139		
<hr/>																												
38 MALENFANT, Hayden	0.00	0-0	4	0	0	0	0	2.1	2	0	0	3	3	5.92	1-1	20	0	0	0	0	0	24.1	26	19	16	12	19	
34 ESKER, Alex	2.92	0-0	8	2	0	0	0	12.1	11	6	4	10	7	2.92	0-0	8	2	0	0	0	0	12.1	11	6	4	10	7	
7 MILLER, Kyle	2.97	7-4	19	0	0	0	6	39.1	32	15	13	11	45	3.47	11-6	39	5	1	0	11	90.2	86	40	35	26	97		
31 CISNEROS, Blake	3.32	3-0	19	0	0	0	0	21.2	19	10	8	9	25	5.38	7-6	69	2	0	0	2	80.1	81	55	48	39	78		
28 KLEIN, Anthony	4.50	1-0	16	0	0	0	0	22.0	14	11	11	14	25	4.50	1-0	16	0	0	0	0	22.0	14	11	11	14	25		
37 RALLS, Hunter	5.10	3-2	14	1	0	0	0	30.0	34	21	17	9	24	5.50	6-4	33	6	0	0	1	68.2	79	49	42	29	58		
24 RAUSCH, Fischer	8.31	0-0	6	0	0	0	0	4.1	3	4	4	7	3	4.43	0-0	19	0	0	0	0	20.1	14	10	10	14	29		
33 GROSSIUS, Bryce	8.71	0-2	12	7	0	0	0	31.0	44	33	30	18	31	6.93	6-5	53	16	0	0	0	114.1	143	101	88	55	105		
25 OSBORNE, Ethan	8.85	1-1	12	3	0	0	0	20.1	37	21	20	5	22	8.85	1-1	12	3	0	0	0	20.1	37	21	20	5	22		
44 PEREGO, Matt	10.80	0-0	4	0	0	0	0	5.0	10	6	6	2	5	7.13	0-0	16	0	0	0	0	17.2	26	14	14	9	15		
22 CALLAGHAN, Jeb	11.12	0-0	5	0	0	0	0	5.2	7	7	7	5	7	11.12	0-0	5	0	0	0	0	5.2	7	7	7	5	7		
26 WILMA, Collin	13.50	0-1	1	1	0	0	0	1.1	1	2	2	1	1	4.94	3-1	12	8	0	0	0	47.1	46	27	26	14	41		
15 KARRALL, Joseph	13.50	0-0	1	0	0	0	0	1.1	3	2	2	0	0	33.00	0-0	5	0	0	0	0	3.0	10	11	11	5	1		
55 STONE, Noah	18.00	0-0	2	0	0	0	0	2.0	4	4	4	1	1	18.00	0-0	2	0	0	0	0	2.0	4	4	4	1	1		
Totals	5.70	30-16	46	46	0	0	8	404.1	453	284	256	179	407															
Opponents	6.52	16-30	46	46	1	1	6	400.1	428	339	290	217	426															