



## 2022 SOUTHEAST MISSOURI BASEBALL

### Murray State (15-12, 1-5) vs. Southeast Missouri (20-7, 4-2)

Games  
**28-30**



### Schedule/Results

#### Follow the Redhawks

**Radio**.....ESPN 93.5 FM & 1220 AM  
(Erik Sean)  
**Video**.....ESPN+  
**Live Stats**.....SEMOredhawks.com  
**Twitter**.....@SEMObaseball

**Dates**.....Friday-Sunday, Apr. 8-10  
**Series Schedule**.....Friday - 6 p.m., CT  
Saturday - 2 p.m., CT  
Sunday, 1 p.m., CT  
**Location**.....Cape Girardeau, Mo.  
**Facility**.....Capaha Field (2,000)  
**Series**.....SEMO leads 67-60-1  
**Last Meeting**.....SEMO 10, MSU 1  
(May 30, 2021 | Jackson, Tenn.)

**Head Coaches**.....Andy Sawyers  
(225-152 overall; 138-125 at SEMO; 69-57  
OVC). Dan Skirka (82-74 overall;  
82-74 at MSU).

#### Strategic Communications

Jeff Honza, Assistant Director of Athletics  
**Office Phone**.....(573) 651-2933  
**Mobile**.....(618) 528-1145  
**Email**.....redhawk1@me.com

#### February (5-1)

18	at #22 Dallas Baptist	W, 7-6 (12)
19	at #22 Dallas Baptist	W, 6-5 (10)
20	at #22 Dallas Baptist	L, 5-13
22	at Kentucky <sup>SECN+</sup>	Canceled
26	<b>Bellarmine</b>	<b>W, 8-7 (11)</b>
27	<b>Bellarmine</b>	<b>W, 10-2</b>
27	<b>Bellarmine</b>	<b>W, 12-8</b>

#### March (13-4, 3-0 OVC)

1	<b>Saint Louis</b>	<b>W, 16-5 (7)</b>
4	<b>Bradley</b>	<b>W, 16-7</b>
5	<b>Bradley</b>	<b>W, 11-8</b>
5	<b>Bradley</b>	<b>W, 12-5</b>
8	at Arkansas State <sup>ESPN+</sup>	W, 14-6
12	<b>Valparaiso</b>	<b>W, 9-1</b>
13	<b>Valparaiso</b>	<b>W, 16-6</b>
13	<b>Valparaiso</b>	<b>W, 10-8</b>
15	at Indiana State <sup>ESPN+</sup>	L, 1-10
16	at Indiana State <sup>ESPN+</sup>	L, 4-5
19	at Missouri State	W, 6-3
19	at Missouri State	L, 3-9
20	at Missouri State	L, 5-16
25	<b>SIU Edwardsville*</b> <sup>ESPN+</sup>	<b>W, 2-1</b>
26	<b>SIU Edwardsville*</b> <sup>ESPN+</sup>	<b>W, 2-1</b>
27	<b>SIU Edwardsville*</b> <sup>ESPN+</sup>	<b>W, 5-2</b>
29	at Saint Louis	W, 4-1

#### April (2-2, 1-2 OVC)

1	at Austin Peay*	L, 3-4
2	at Austin Peay*	L, 7-8
3	at Austin Peay*	W, 6-5
5	<b>Arkansas State</b>	<b>W, 8-5</b>
8	<b>Murray State*</b> <sup>ESPN+</sup>	<b>6 p.m.</b>
9	<b>Murray State*</b> <sup>ESPN+</sup>	<b>2 p.m.</b>
10	<b>Murray State*</b> <sup>ESPN+</sup>	<b>1 p.m.</b>
12	<b>Southern Illinois</b>	<b>6 p.m.</b>
14	at Tennessee Tech*	6 p.m.
15	at Tennessee Tech*	2 p.m.
16	at Tennessee Tech*	1 p.m.
19	at Ole Miss	6:30 p.m.
22	<b>Morehead State*</b> <sup>ESPN+</sup>	<b>6 p.m.</b>
23	<b>Morehead State*</b> <sup>ESPN+</sup>	<b>2 p.m.</b>
24	<b>Morehead State*</b> <sup>ESPN+</sup>	<b>1 p.m.</b>
26	at Southern Illinois	6 p.m.
29	at Belmont*	5 p.m.
30	at Belmont*	2 p.m.

#### May (0-0, 0-0 OVC)

1	at Belmont*	1 p.m.
3	at Missouri	6:30 p.m.
6	at Oklahoma State	6 p.m.
7	at Oklahoma State	6 p.m.
8	at Oklahoma State	1 p.m.
10	<b>Missouri State</b>	<b>5 p.m.</b>
13	<b>UT Martin*</b> <sup>ESPN+</sup>	<b>6 p.m.</b>
14	<b>UT Martin*</b> <sup>ESPN+</sup>	<b>2 p.m.</b>
15	<b>UT Martin*</b> <sup>ESPN+</sup>	<b>1 p.m.</b>
19	at Eastern Illinois*	3 p.m.
20	at Eastern Illinois*	1 p.m.
21	at Eastern Illinois*	1 p.m.
25-28	OVC Tournament	Lexington, Ky.

#### Murray State Probable Starting Pitchers

	#	Name	Ht.	Wt.	Cl.	Hometown (Previous School)
Friday	32	Hayden Wynja	LHP	6-9	220	R-Jr. Indianapolis, Ind. (South Florida)
Saturday	40	Cade Vernon	RHP	6-3	230	So. Bowling Green, Ky. (South Warren H.S.)
Sunday	23	Adrien Reese	LHP	6-3	190	Gr. Moline, Ill. (Florida Atlantic)

#### Southeast Missouri Probable Starting Pitchers

	#	Name	Ht.	Wt.	Cl.	Hometown (Previous School)
Friday	20	Jason Rackers	RHP	6-7	225	Sr. Jefferson City, Mo. (Tennessee)
Saturday	18	Noah Niznik	LHP	5-11	196	Jr. St. Louis, Mo. (St. John Vianney)
Sunday	30	Tommy Windt	RHP	6-3	212	Jr. Orland Park, Ill. (South Suburban College)

#### Redhawks Play Host to Murray State

Southeast Missouri (20-7, 4-2) returns to Ohio Valley Conference action when it hosts Murray State (15-12, 1-5) this weekend. SEMO and MSU open a three-game series Friday at 6 p.m., CT.

#### Follow the Redhawks

Watch all three games of this weekend's series on ESPN+. Listen live on the radio at ESPN 93.5 FM and 1220 AM. Erik Sean will call the action. Live stats can be accessed at SEMOredhawks.com. Twitter updates available @SEMObaseball.

#### Series History

Southeast Missouri and Murray State meet on the diamond for the 129th time Friday. SEMO holds a 67-60-1 lead in the all-time series. These teams faced each other six times during the 2021 campaign. SEMO posted a 2-1 series win over the Racers in Murray and went 2-1 against MSU at the Ohio Valley Conference Tournament in Jackson, Tennessee. The Redhawks beat the Racers, 10-1, to win the OVC Tournament title on May 30.

#### 20 Wins

The Redhawks picked up their 20th win of the season with an 8-5 midweek win over

Arkansas State (Apr. 5). Southeast Missouri leads the Ohio Valley Conference in victories. SEMO's seven losses are also tied for fewest in the conference with Eastern Illinois (17-7).

#### That Was Fast

With its win over Arkansas State on Apr. 5, Southeast Missouri reached 20 wins in a season quicker than it has ever done under Head Coach Andy Sawyers. The Redhawks 20th win came 25 days sooner than it did a year ago (Apr. 30, 2021). SEMO is one of 35 NCAA Division I teams with 20 or more victories this year.

#### Preseason #1 vs. Preseason #2

Southeast Missouri and Murray State were picked first and second, respectively, in this year's Ohio Valley Conference Preseason Baseball Poll. SEMO clinched both the OVC



**Southeast Missouri or SEMO** is the preferred reference for Southeast Missouri State University athletic teams. Southeastern Missouri State is not an acceptable reference.



## SOUTHEAST MISSOURI BASEBALL NOTES

### MURRAY STATE // APR. 8-10

regular-season and tournament titles last season, and took down the Racers in the league's tournament championship game. Currently, the Redhawks (4-2) are third in the OVC standings with Morehead State and MSU (1-5) is eighth.

#### Graber is Clutch

Center fielder Brett Graber hit a two-out bases clearing triple to lift Southeast Missouri to its 8-5 midweek win over Arkansas State (Apr. 5). SEMO held a 5-0 lead, but ASU scored four times in the sixth and added another run to tie the game in the top of the seventh. The Redhawks, however, kept their poise and quickly responded during their turn in the seventh. Jevon Mason reached on a one-out error and moved into scoring position on a two-out single by Tyler Wilber. After Mason and Wilber advanced on a wild pitch, Andrew Keck walked to load the bases. Graber, behind 1-2 in the count, then tripled to right to clear the bases and put SEMO ahead. It was the second triple of Graber's career.

#### That's A Lot of Walks

Murray State (139) and Southeast Missouri (138) have combined for 277 walks this season. MSU leads the Ohio Valley Conference slightly ahead of SEMO in that category.

#### Perfect at Home

The Redhawks are undefeated at home with a 14-0 record this season. Southeast Missouri won 16 of its last 17 matchups at Capaha Field dating back to the 2021 campaign. The Redhawks are 85-41 at home under Head Coach Andy Sawyers. The most home victories by a Sawyers coached team stands at 18 in both 2017 and 2018, his first two years as SEMO's skipper. The Redhawks last won their first 13 home games in a season during the 2016 campaign. SEMO and Eastern Illinois are the only Ohio Valley Conference schools without a home loss this year.

#### Redhawks Have Second-Longest Home Winning Streak in 2022

Southeast Missouri's 14-game home winning streak is currently second-longest in the nation this season. #1 Tennessee (26 games) is the only team ahead of SEMO. Creighton (11 games) follows with the third-longest home winning streak in NCAA Division I baseball. SEMO and Tennessee are the only teams in

the country undefeated at home through 14 or more games.

#### It Never Happened Until Now

This year marks the first time in program history where the Redhawks have gone unbeaten through their first 14 home games of a season. Prior to this year, Southeast Missouri went 13-0 at home in 2000 before dropping a 8-5 decision to Middle Tennessee.

#### Redhawks at Capaha

Just how good is Southeast Missouri at home? SEMO is hitting .310 and outscoring opponents by a staggering +71 margin (137-66). The Redhawks hit 32 home runs at Capaha Field for an average of 2.3 per home contest. Additionally, SEMO has scored 10 or more runs eight times and collected over 10 hits seven times on its home field. Individually, Tyler Wilber boasts a .426 batting average with 20 runs, four doubles, seven home runs and 24 RBI, while Andrew Keck follows with a .411 clip, 16 runs, three doubles, five home runs and 23 RBI at home this year.

#### Comeback Kids

The Redhawks have 14 come-from-behind victories this season, including seven after they fell behind in the first inning. Southeast Missouri came back to win three of its first six Ohio Valley Conference games this year.

#### Marching On

Southeast Missouri finished with a 13-4 record in March, its best in that month under Head Coach Andy Sawyers. In its 17 March contests, SEMO outscored its opponents by a +42 margin (136-94) and hit 28 home runs.

#### Last OVC Series

The Redhawks were involved in three one-run games in their series at Austin Peay (Apr. 1-3). Southeast Missouri hit eight home runs in the final two games of the set. The Redhawks used four of their round-trippers to power a 6-5 come-from-behind win in the series finale. Ty Stauss had a career-high two home runs, while Ben Palmer and Tyler Wilber also homered. Wilber's solo shot in the top of the ninth inning loomed large in the end.

#### 2022 OVC Standings (as of Apr. 6)

School	Conference				Overall			
	W	L	T	Pct.	W	L	T	Pct.
Eastern Illinois	3	0	0	1.000	19	7	0	.731
Belmont	5	1	0	.833	19	10	0	.655
<b>Southeast Missouri</b>	<b>4</b>	<b>2</b>	<b>0</b>	<b>.667</b>	<b>20</b>	<b>7</b>	<b>0</b>	<b>.741</b>
Morehead State	4	2	0	.667	12	15	0	.444
Austin Peay	3	3	0	.500	10	20	0	.345
SIUE	2	4	0	.333	13	14	0	.481
Tennessee Tech	1	2	0	.333	16	10	0	.615
Murray State	1	5	0	.167	15	12	0	.556
UT Martin	1	5	0	.167	8	18	0	.308

#### This Week's Schedule

##### Tuesday, April 5

Southern Illinois 8, Murray State 5  
Western Kentucky 9, Belmont 8  
Eastern Illinois 11, Bellarmine 8 (Rantoul, Ill.)  
SIUE 8, Saint Louis 3  
#6 Vanderbilt 12, Austin Peay 2  
**Southeast Missouri 8, Arkansas State 5**  
Mississippi State 13, UT Martin 2

##### Wednesday, April 6

Eastern Illinois 15, Saint Xavier (Ill.) 7

##### Friday, April 8

\*Tennessee Tech at Belmont, 4 p.m. (ESPN+)  
\*Eastern Illinois at SIUE, 5 p.m.  
\*Austin Peay at UT Martin, 5 p.m. (ESPN+)  
**\*Murray State at Southeast Missouri, 6 p.m. (ESPN+)**

##### Saturday, April 9

Presbyterian at Morehead State, 11 a.m.  
\*Eastern Illinois at SIUE, 1 p.m.  
\*Tennessee Tech at Belmont, 2 p.m.  
**\*Murray State at Southeast Missouri, 2 p.m. (ESPN+)**  
\*Austin Peay at UT Martin, 3 p.m. (ESPN+)

##### Sunday, April 10

Presbyterian at Morehead State, 10 a.m. (ESPN+)  
\*Eastern Illinois at SIUE, 1 p.m.  
\*Tennessee Tech at Belmont, 1 p.m. (ESPN+)  
\*Austin Peay at UT Martin, 1 p.m.  
**\*Murray State at Southeast Missouri, 1 p.m. (ESPN+)**



### Andrews Notches Career-High in Home Runs

First baseman Lincoln Andrews went 3-for-4 with a career-high three home runs at Austin Peay (Apr. 2). Andrews homered in each of his first three at-bats of the game with a solo bomb in each of the second and sixth innings, and a two-run shot in the fourth. He became the first Redhawk to hit three home runs in a game since fellow first baseman Matt Teller accomplished the feat at UT Martin (Mar. 30, 2014).

### Five-Game Homestand

The Redhawks are in the midst of a five-game homestand that started vs. Arkansas State (Apr. 5). After this weekend's series against Murray State (Apr. 8-10), Southeast Missouri hosts regional-rival Southern Illinois (Apr. 12). It is SEMO's second-longest homestand of the season.

### Six of Eight

Southeast Missouri has won six of its last eight games. SEMO won four in a row during that stretch with a series sweep of SIU Edwardsville (Mar. 25-27) and midweek wins over Saint Louis (Mar. 30) and Arkansas State (Apr. 5). The Redhawks also dropped two of three at Austin Peay (Apr. 1-3). SEMO won 11-straight games earlier this season from Feb. 26-Mar. 13.

### Get Out the Brooms!

Southeast Missouri has swept six opponents this season. SEMO swept four of its first six weekend series of 2022, and two home-and-home series (vs. Saint Louis; vs. Arkansas State). The Redhawks completed three-game sweeps vs. Bellarmine (Feb. 26-27), Bradley (Mar. 4-5), Valparaiso (Mar. 12-13) and SIU Edwardsville (Mar. 25-27). The six series sweeps are the most in a season with Andy Sawyers at the helm. In all, the Redhawks have 14 series sweeps under Sawyers. SEMO did not sweep any opponent during its 2021 campaign.

### Midweek Games

The Redhawks scored in every inning en route to blowing out Saint Louis, 16-5, in their first midweek game of the season on Mar. 1. SEMO established season-highs in runs (16) and hits (16) against the Billikens. SEMO also beat Arkansas State twice (Mar. 8, Apr. 5) and Saint

Louis (Mar. 29) again. The Redhawks are 4-2 in midweek action this year.

### Wilber Hits 20th Career Home Run

Tyler Wilber hit his 20th career home run to clinch Southeast Missouri's 6-5 win over Austin Peay (Apr. 3). Wilber's solo shot in the top of the ninth inning loomed large in the end of the close contest. He hit his 20th career home run on the day he made his 150th career start as a Redhawk. Wilber was also ranked as the #22 shortstop in the country by D1Baseball during week six (Mar. 28-Apr. 3).

### Single-Season Home Run Marks

With its 47 home runs this season, Southeast Missouri already surpassed its total from a year ago. In 2021, SEMO hit 37 homers in 52 games. The single-season school record during the Redhawks NCAA Division I era is 92 home runs in 2000. The most home runs hit in a season under Head Coach Andy Sawyers stand at 54 by his first SEMO team in 2017. Here are the Redhawks top-five single-season home run marks since they turned Division I in 1991-92.

92 home runs -- 2000  
90 home runs -- 1998  
76 home runs -- 2010  
71 home runs -- 2009  
70 home runs -- 2003

### OVC Openers

With its 2-1 win over SIU Edwardsville (Mar. 25), Southeast Missouri moved to 19-12 all-time in Ohio Valley Conference openers. That mark includes a 4-2 record under Head Coach Andy Sawyers. SEMO has opened conference play with a win in four of its last five seasons.

### Strong OVC Start

Southeast Missouri won each of the first two games of its Ohio Valley Conference opening series against SIU Edwardsville (Mar. 25-27) on a two-out double in the middle innings. In game one, Ben Palmer doubled off the left field wall to score Joel Vaske and Ty Stauss in the bottom of the fifth inning. Tyler Wilber then doubled home Jevon Mason and Stauss with two outs in the bottom of the sixth during game two. Andrew Keck and Palmer each homered to lift the Redhawks to a 5-2 win in the series finale. SEMO began OVC play with

a series sweep for the first time under Head Coach Andy Sawyers and first time since 2016. The Redhawks and Eastern Illinois were the only two teams that swept during the league's opening weekend. SEMO enters the week third in the OVC standings with a 4-2 mark.

### Best Start in Division I Era

The Redhawks began the 2022 season at 13-1, their best start in their NCAA Division I era. Southeast Missouri moved to the D-I ranks in 1992. SEMO's 13-1 start tied with the 1973 team which also won 13 of its first 14 contests.

### RPI Update

Southeast Missouri begins the week with a RPI rating of 47. SEMO currently holds the highest RPI of any team in the Ohio Valley Conference. This year is the highest SEMO has ranked in RPI under Head Coach Andy Sawyers. The Redhawks other RPI rankings with Sawyers at the helm include 87th (2021), 136th (2017), 200th (2018, 2020) and 259th (2019).

### Miller Gets Pair of Saves

Right-hander Kyle Miller pitched five scoreless innings out of the bullpen en route to picking up two saves in Southeast Missouri's sweep of SIU Edwardsville (Mar. 25-27). Miller struck out four and allowed only one hit in three innings during game one. In the series finale, he struck out three and gave up just one hit in two more scoreless innings. For the weekend, Miller struck out seven, walked two and scattered two hits in five innings. He has allowed only four earned runs in 23.2 innings through 11 relief appearances this season. Miller ranks tied for third in the Ohio Valley Conference with six saves.

### Keck Leads Redhawks

Andrew Keck is currently Southeast Missouri's top hitter with a .337 batting average. Keck has started 25 games and is tied for first in doubles (8). He also ranks second on the team in hits (35) and RBI (28). Keck is tied for third on the team in home runs (5) and tied for second in stolen bases (7).

### OVC Slate

The 24-game Ohio Valley Conference slate for the reigning OVC Champion and preseason favorite Southeast Missouri baseball team started with a series sweep of SIU Edwardsville



## SOUTHEAST MISSOURI BASEBALL NOTES

**MURRAY STATE // APR. 8-10**

(Mar. 25-27). The rest of the league schedule includes home series with Murray State (Apr. 8-10), Morehead State (Apr. 22-24) and UT Martin (May 13-15). SEMO's OVC road schedule consists of Austin Peay (Apr. 1-3), Tennessee Tech (Apr. 14-16), Belmont (Apr. 29-May 1) and Eastern Illinois (May 19-21).

### Yard Work

Southeast Missouri has homered in 20 of its 27 games and hit a series-best 10 round-trippers vs. Valparaiso (Mar. 12-13). SEMO finished with a season-high five home runs in two games -- vs. Bradley (Mar. 4); vs. Valparaiso (Mar. 13). Twenty-four of the Redhawks home runs have come against Missouri Valley Conference teams. SEMO and Tennessee Tech are tied for first in the Ohio Valley Conference in home runs.

### Series Wins

The Redhawks claimed wins in 20 of their last 24 series dating back to their COVID-shortened 2020 campaign. At one time, Southeast Missouri posted 11-consecutive series wins during that stretch.

### Atop the OVC

As a team, Southeast Missouri leads the Ohio Valley Conference in wins (20), home runs (47) and RBI (196). Individually, Tyler Wilber leads the league in RBI (39). Jevon Mason is first among league leaders in runs (36).

### Quality Start

Right-hander Jason Rackers matched his longest start of the season when he allowed only one run and struck out six in six innings of a no-decision vs. SIU Edwardsville (Mar. 25). Rackers leads the Redhawks in strikeouts (34) and innings pitched (33.2) this season.

### Bullpen Gets it Done

Southeast Missouri's bullpen did not allow a run in four-straight games from Mar. 25-29. SEMO's relievers combined to pitch 19.1 scoreless innings and allowed only four hits in that span. The bullpen also accounted for 16 strikeouts, three wins and two saves during that time.

### Klein Time

Right-hander Anthony Klein earned his first career win in relief when he beat Saint Louis (Mar. 29). A freshman from St. Louis, Klein tossed 3.2 scoreless innings of no-hit baseball.

He also struck out five and did not give up a walk against the Billikens. Klein was the Prospect League's top reliever last summer for the Cape Girardeau-based Cape Catfish.

### Spencer For Hire

Junior Spencer Parker got his first NCAA Division I RBI-hit with a single in the top of the ninth inning at Saint Louis (Mar. 29). Parker, a transfer from Iowa Western Community College, finished with a career-high two hits in that contest.

### Winning Streak Ends at 11

Southeast Missouri saw its 11-game winning streak end when it fell to Indiana State, 10-1, on Mar. 15. The winning streak was SEMO's longest since it won 11 in a row (Mar. 18-Apr. 5) during the 2016 campaign. At the time, it was the third-longest winning streak in NCAA Division I baseball this year.

### Great Work Williams

Right-hander Austin Williams picked up his first two wins of the season out of the bullpen for Southeast Missouri last week. Williams struck out four, walked none and allowed just one hit in 3.1 scoreless innings to get his first win at Arkansas State (Mar. 8). He then struck out a career-high seven in the longest outing of his career (five innings) to beat Valparaiso (Mar. 13). Williams retired seven-straight Valpo hitters exiting the game in the ninth. For the week, he went 2-0 with a 1.08 ERA, allowed just one run, scattered four hits, struck out 11 and walked one in two relief appearances.

### They Did That Twice?

In each of the final two games of its series against Valparaiso (Mar. 13), Southeast Missouri homered three times and scored six runs in an inning. SEMO trailed, 6-3, in game one before Peyton Leeper, Tyler Wilber and Lincoln Andrews homered in the bottom of the fourth. That six-run inning lifted the Redhawks to a 16-6 win as SEMO scored the final 13 runs of the game. In game two, the Redhawks were down, 3-0, when Jevon Mason, Wilber and Brett Graber homered as part of a six-run third inning. SEMO later won that contest by a score of 10-8. The Redhawks fell behind in the first inning during every game against Valparaiso before sweeping the series with three come-from-behind victories.

### Seeing Double

The Redhawks scored double-digit runs nine times this season. Southeast Missouri scored 10 or more runs in seven consecutive games for the first time in program history from Feb. 27-Mar. 8. The Redhawks rank second in the Ohio Valley Conference with 208 runs.

### Power Outage

Nine different players have homered for Southeast Missouri this season. Tyler Wilber leads the Redhawks with nine home runs, while Jevon Mason follows with seven. Peyton Leeper and Lincoln Andrews each have six, and Andrew Keck and Ty Stauss both have five. Brett Graber, Joel Vaske and Ben Palmer all have three.

### Leeper Tabbed OVC Player of the Week

Southeast Missouri utility player Peyton Leeper won Southeast Missouri's first Ohio Valley Conference Player of the Week honor of the 2022 season on Mar. 14. A native of Mokane, Missouri, Leeper homered in all four of his starts last week helping the Redhawks extend their winning streak to 11 games. He broke SEMO's series-opener against Valparaiso (Mar. 12) open with a grand slam, the first of his career. Leeper then homered in both games of the series-ending doubleheader against the Beacons the following day. His second round-tripper that day was a game-winning two-run homer in the bottom of the eighth inning during the night-cap. Leeper's other home run for the week came in a midweek matchup at Arkansas State (Mar. 8). In the Valparaiso series alone, Leeper finished with three home runs, six runs scored and nine RBI. For the week, he hit .353 with four of his six hits coming via the long ball. He scored nine times, had 10 RBI, boasted a 1.059 slugging percentage, recorded a .500 on-base percentage and was a perfect 3-of-3 in stolen bases. Leeper carries a six-game hitting streak into this week's action. Leeper won the award for the first time in his career. UT Martin right-hander Rhett Fetner (Pitcher of the Week) rounded out the week's honorees.

### Wilber Clears 200 Hits

Tyler Wilber went over 200 career hits in the Redhawks series sweep of Valparaiso (Mar. 12-13). Wilber hit a team-high .500 in the series. He had four runs, six hits, three home runs, seven RBI and a 1.250 slugging percentage





against the Beacons. Wilber got his 200th career hit on a two-out single in the bottom of the eighth inning during game two of the series. He now has 215 hits in his career.

### Over 150

Andrew Keck (162) surpassed 150 hits in his career against Valparaiso (Mar. 12-13). Keck hit .357 with a run scored, home run and two RBI against the Beacons. He is SEMO's top hitter with a .337 batting average and is the second player on this year's team to reach 150 or more hits joining Tyler Wilber (215).

### NCAA Division I Rankings (Top-25)

As of games through Apr. 3, the Redhawks rank among the top 25 NCAA Division I teams home runs per game (11th, 1.7), home runs (16th, 45) and win-loss percentage (20th, .731). Individually, Noah Niznik is 20th in games started (7) and Tyler Wilber is 11th in RBI (39) and RBI per game (1.5).

### Stealing the Show

Andrew Keck is 7-of-9 on the basepaths this season. Keck has 41 stolen bases and is now ninth on Southeast Missouri's all-time career stolen base list. Jevon Mason leads SEMO in stolen bases with 10 in 12 attempts.

### Graber Goes Off

Outfielder Brett Graber hit a series best .455 with three runs, two doubles, two home runs and eight RBI in Southeast Missouri's three-game set vs. Bradley (Mar. 4-5). Graber went 5-for-11 at the plate. He also walked twice, boasted a 1.182 slugging percentage and finished with a .538 on-base percentage against the Braves.

### Double-Digit Hits

Southeast Missouri registered double-digit hits in 12 games. SEMO is 11-1 in games when it gets 10 or more hits. It finished with a season-high 16 hits vs. Saint Louis (Mar. 1) and Valparaiso (Mar. 13).

### RBI Guys

Tyler Wilber and Andrew Keck are first and fifth in the Ohio Valley Conference with 39 and 28 RBI, respectively. Wilber (12) and Keck (8) have combined for 20 multiple-RBI games this season.

### Huge Week for Keck

Andrew Keck hit safely in three of Southeast Missouri's four wins last week. A native of St. Louis, Missouri, Keck opened the week by going 4-for-5 with a double, grand slam, career-high four runs and career-best seven RBI vs. Saint Louis (Mar. 1). The grand slam was Keck's second of the season that came in a three-day span. He also went 3-for-4 with two runs and one RBI vs. Bradley (Mar. 5) after finishing with two hits and two RBI the day before against the Braves. SEMO swept BU for its second series sweep of the season. For the week, Keck hit .563 (9-for-16) with nine runs, a double, grand slam, 11 RBI, three stolen bases and three walks. He boasted a .813 slugging percentage and .600 on-base percentage, as well.

### Career Day for Keck

Catcher Andrew Keck went 4-for-5 with a grand slam, double, two singles, four runs scored, two stolen bases and seven RBI to lead Southeast Missouri to its win over Saint Louis (Mar. 1). Keck hit safely in each of his first three at-bats. His four runs and seven RBI are new career-highs, while his four hits match a career-best. Keck leads the team with a .412 batting average.

### Grand Slamming

Andrew Keck hit his second grand slam in three days against Saint Louis (Mar. 1). Keck launched his team-high third home run of the season over the left field wall in the bottom of the sixth inning. He smashed his first career grand slam to help send Southeast Missouri to a 10-2 win over Bellarmine (Feb. 27). That round-tripper came in the bottom of the first inning against the Knights.

### Mason Plays Strong

Leadoff man Jevon Mason is Southeast Missouri's second-leading hitter with a .324 batting average. Mason ranks first on the team in runs (36), second in doubles (6) and second in home runs (7). He is also second on the team in slugging percentage (.604) and first in on-base percentage (.429) through 27 starts.

### Walk-Off Win

First baseman Lincoln Andrews snapped a 7-7 tie with a leadoff walk-off home run in the bottom of the 11th inning to give Southeast Missouri an 8-7 come-from-behind win in its series-opener vs. Bellarmine (Feb. 26). The walk-off hit is the first of Andrews' career.

### Over .300

Southeast Missouri has four players hitting over .300 through 27 games this season. Andrew Keck leads the team with a .337 clip, while Jevon Mason (.324), Brett Graber (.311) and Tyler Wilber (.311) follow. Those four players have accounted for 106 RBI, as well.

### Extra Innings

Three of Southeast Missouri's games this season have gone to extra innings. The Redhawks are 3-0 in such games after beating #22 Dallas Baptist, 7-6, in 12 innings (Feb. 18) and, 6-5, in 10 innings (Feb. 19), and Bellarmine, 8-7, in 11 innings (Feb. 26). SEMO played seven extra inning games in 2021 (4-3).

### Walk This Way

Southeast Missouri players hold four of the first seven spots among Ohio Valley Conference leaders in walks. Jevon Mason (2nd, 21), Peyton Leeper (3rd, 20), Brett Graber (3rd, 20) and Tyler Wilber (7th, 18) occupy those places. Those four are responsible for 79 of SEMO's league-leading 137 bases on balls.

### Early and Often

Southeast Missouri has jumped on opponents early through its first 26 games this season. In the first four innings alone, SEMO has scored a combined 107 runs, including 25 in the first, 19 in the second, 43 in the third and 20 in the fourth. Fifty-one percent of the Redhawks runs have come in the first four innings of play. SEMO is outscoring opponents 107-86 in that span.

### Six-Inning Starts

Left-hander Noah Niznik and right-hander Jason Rackers have combined for four six-inning starts this season. Niznik went six innings to beat Bellarmine for his first win on Feb. 27 allowing just one run on five hits. He also struck out two and walked one in his longest start since pitching seven innings in a no-decision vs. Austin Peay (Mar. 20, 2021). Rackers



## SOUTHEAST MISSOURI BASEBALL NOTES

### MURRAY STATE // APR. 8-10

picked up his second victory of the year after scattering four hits, giving up three runs and striking out four in six innings at Missouri State (Mar. 19). He then tied a season-high six strikeouts when he worked six innings in a no-decision vs. SIU Edwardsville (Mar. 25). Most recently, Niznik worked six innings with seven strikeouts in a no-decision at Austin Peay (Apr. 2).

#### What a Weekend!

The Redhawks used a pair of extra inning victories to win their season-opening series on the road at #22 Dallas Baptist (Feb. 18-20). Southeast Missouri stunned the Patriots with 7-6 win in 12 innings on Feb. 18, a game that lasted four-and-a-half-hours. In less than 24 hours, the Redhawks turned around to come-from-behind and beat DBU, 6-5, in 10 innings during another one-run affair. SEMO claimed a series win against a ranked opponent for only the second time in program history. The Redhawks also took two of three at then-#16 Alabama to open the 2009 campaign.

#### Home-Openers

Southeast Missouri improved to 21-10 all-time in home-openers in its NCAA Division I era (since 1992). The Redhawks are now 4-2 in such games under Head Coach Andy Sawyers. Sawyers' home-opening wins came in 2022 (8-7, vs. Bellarmine), 2017 (22-2, vs. Western Illinois), 2019 (5-1, vs. Western Michigan) and 2021 (4-3, vs. Illinois State).

#### Miller Named OVC Pitcher of the Week

Southeast Missouri sophomore right-hander Kyle Miller won the first Ohio Valley Conference Pitcher of the Week award of the 2022 season on Feb. 21. Miller picked up his first win of the season at #22 Dallas Baptist on Feb. 18. He came out of the bullpen to toss six scoreless innings to help lead the Redhawks to a 12-inning one-run upset of the nationally-ranked Patriots. Miller struck out four, walked two and allowed only three hits in his first appearance of the year as SEMO posted a series win against a ranked opponent for only the second time in program history.

#### Ranked Teams Fall on Opening Day

#22 Dallas Baptist was one of six ranked teams to lose on opening day. Southeast Missouri edged the Patriots, 7-6, in 12 innings on Feb. 18. The win snapped an eight-game losing streak against ranked opponents for the Redhawks and marked their first victory over a ranked foe since Apr. 29, 2018 (10-6, vs. #20 Tennessee Tech). After getting two wins against the Patriots, Andy Sawyers now has a total of three victories over ranked teams as SEMO's head coach.

#### Vote-Getters

Southeast Missouri was one of two Ohio Valley Conference teams receiving votes in this week's National Collegiate Baseball Writers Association (NCBWA) Poll on Feb. 21. Dallas Baptist, which was ranked #22 entering the 2022 season, dropped out of the poll after losing two of three in its season-opening series against the Redhawks.

#### Redhawk Debuts

Nine players, including Spencer Parker, Joel Vaske, Ryan Malzahn, Ben Palmer, Wyatt Grant, Jason Rackers, Tommy Windt, Ethan Osborne and Anthony Klein made their Southeast Missouri debuts during opening weekend at #22 Dallas Baptist (Feb. 18-20). Palmer started three games at second base and Vaske saw action in all three contests and logged two starts. Rackers also struck out six in 5.2 innings during SEMO's game two win on Feb. 19.

#### Clutch Hits

Down, 3-1, with one out in the top of the ninth inning of game two at #22 Dallas Baptist (Feb. 19), pinch-hitter Joel Vaske hit a three-run home run to put the Redhawks ahead. SEMO scored four runs in the inning to grab a 5-3 advantage. After DBU hit a two-run home run to send the game to extra innings in the bottom of the ninth, Brett Graber hit a two-out single to score Andrew Keck for the game-winner. Keck doubled, went to third on a wild pitch and scored the winning run on Graber's hit. Vaske hit .333 with two extra base hits, two runs, four RBI, a .788 slugging percentage and .455 on-base percentage in his first three games as a Redhawk.

#### Season-Openers

Southeast Missouri improved to 13-18 all-time in season-openers during its NCAA Division I era (since 1992). SEMO is now 4-2 in such games under Head Coach Andy Sawyers. SEMO beat Western Michigan at home in 2019, UT Arlington in Nacogdoches, Texas in 2017, South Alabama in Mobile, Alabama in 2021 and #22 Dallas Baptist in Dallas, Texas for Sawyers' season-opening victories.

#### Season 64

The 2022 campaign marks Southeast Missouri's 64th year of college baseball. The Redhawks are in their 31st season as an NCAA Division I program. SEMO is 1,414-1,146 all-time and 879-757-1 at the NCAA Division I level since the inception of its baseball program. The Redhawks have a 437-296-1 record in Ohio Valley Conference play. SEMO won five OVC regular-season titles (2002, 2014, 2015, 2016, 2021), four OVC Tournament crowns (1998, 2002, 2016, 2021) and made four NCAA Tournament appearances (1998, 2002, 2016, 2021) in program history.

#### OVC Preseason Favorite

Southeast Missouri was tabbed the preseason favorite in the 2022 Ohio Valley Conference Baseball Preseason Poll on Feb. 10. The reigning OVC regular-season and tournament champion, SEMO received eight of the possible 18 first-place nods in the overall voting by league Head Coaches and Communication Directors. SEMO accumulated a total of 114 points, while Murray State – which the Redhawks beat to win the OVC Tournament crown in 2021 – was picked second with four first-place votes and 104 points. Morehead State (93 pts.), Austin Peay (87 pts.) and Belmont (86 pts.) round out the top five, while SIU Edwardsville (55 pts.), Eastern Illinois (50 pts.), Tennessee Tech (43 pts.) and UT Martin (16 pts.) complete the nine-team predicted order of finish.

#### 2022 Redhawks

The Redhawks 2022 roster consists of 38 players, including four seniors, 16 juniors, nine sophomores and nine freshmen. Southeast Missouri returns five position starters and two starting pitchers. SEMO also has each of its top five hitters back from last season.



### **Wilber Named OVC Preseason Player of the Year**

Senior shortstop Tyler Wilber was voted the 2022 Ohio Valley Conference Preseason Player of the Year. A native of Los Alamitos, California, Wilber started all 52 games last season. A Second-Team All-OVC pick, he was Southeast Missouri's leading hitter with a .378 batting average. Wilber also led the Redhawks in RBI (49), total bases (109), slugging percentage (.542), and hits (76). He finished the regular-season with a league-best .400 batting average. Additionally, Wilber was a semifinalist for the Brooks Wallace Award.

### **Batting Titles**

Tyler Wilber won the Ohio Valley Conference regular-season batting title twice in his career to date. Wilber was hitting .400 at the end of regular-season play in 2021 and hit .383 during the 2019 campaign.

### **What a Career!**

Tyler Wilber is in his fourth-year as Southeast Missouri's starting shortstop. Wilber has a career batting average of .370. His batting average is the second-highest in a career among players in SEMO's NCAA Division I era behind Todd Shylanski (.387, 1991-92). Wilber ranks fourth all-time among the Redhawks career leaders in batting average and sixth in on-base percentage (.467). He has 215 hits, 125 runs, 46 doubles, six triples, 20 home runs and 140 RBI in 151 starts.

### **Mason Secures Preseason All-OVC Honors**

Left fielder Jevon Mason joined Tyler Wilber on this year's Preseason All-Ohio Valley Conference Team. Mason, who hails from West Des Moines, Iowa, made the league's All-Tournament Team in his first year as a Redhawk in 2021. He ranked second on the team with a .350 batting average behind Wilber. Mason led Southeast Missouri with 14 doubles and boasted a team-best .447 on-base percentage.

### **151 and Counting**

Tyler Wilber has never missed a start in his Southeast Missouri career. The shortstop has started 151 consecutive games as the most experienced player on the roster. Wilber committed only nine errors in 52 starts at short in 2021.

### **From Walk-On to Scholarship**

What a rookie season right-hander Kyle Miller had for Southeast Missouri in 2021. Miller, who joined the team as a walk-on, compiled a 4-2 record in 20 appearances and five starts. He rated third on the team with 52 strikeouts in 51.1 innings. Miller picked up his first career save on six outs in the Redhawks season-opening win at South Alabama a year ago and then finished his freshman year by throwing a complete game two-hitter with 10 strikeouts in the Redhawks Ohio Valley Conference Tournament Championship win over Murray State. Miller begins his 2022 campaign as a scholarship player.

### **Newcomer Talent**

Outfielder Josh Cameron, infielder Ben Palmer, pitcher Jason Rackers, outfielder Joel Vaske and utility player Tommy Windt are some of the high-impact newcomers on Southeast Missouri's roster this season. Cameron was a First-Team National Junior College Athletic Association (NJCAA) All-American at Butler Community College in 2021. He finished his career as one of the best junior college power hitters in the country. Cameron hit .412 and ranked second in the NJCAA with 25 home runs. Palmer was the 2021 NJCAA Division I ABCA/Rawlings Gold Glove winner at Iowa Western Community College. Vaske earned Third-Team NJCAA All-America accolades at Kirkwood CC and Rackers, who joins the Redhawks from SEC member Tennessee, is among the top 2022 Draft Prospects in the Ohio Valley Conference according to Baseball America. Windt secured Second-Team NJCAA Division I All-America laurels as a designated hitter at South Suburban College.

### **2022 Schedule**

A 55-game schedule with 25 matchups at Capaha Field is in store for the Southeast Missouri baseball team this upcoming 2022 season. SEMO opens its season with a three-game series at reigning Missouri Valley Conference regular-season and tournament champion Dallas Baptist on Feb. 18-20. DBU is one of four NCAA Tournament teams from last season included on the Redhawks 2022 docket. Southeastern Conference member Ole Miss, which hosted the NCAA Regional SEMO played in during the 2021 campaign, will welcome the Redhawks for a midweek tilt on Apr. 19. Indiana State and Oklahoma State are

the other 2021 NCAA Tournament participants. SEMO heads to ISU for a two-game set on Mar. 15-16 and travels to OSU (May 6-8) for its final non-conference series. OSU was runner-up in the Big 12 Conference Tournament last season. The Redhawks also face Kentucky (Feb. 22), Bellarmine, Saint Louis (Mar. 1, Mar. 29), Bradley (Mar. 4-6), Arkansas State (Mar. 8, Apr. 5), Valparaiso (Mar. 11-13), Missouri State (Mar. 18-20, May 10) and Southern Illinois (Apr. 12, Apr. 26) in non-conference action. SEMO hosts Bellarmine in its home-opening weekend on Feb. 25-27. The Redhawks 24-game Ohio Valley Conference schedule begins with a home series against SIU Edwardsville (Mar. 25-27). Murray State (Apr. 8-10), Morehead State (Apr. 22-24) and UT Martin (May 13-15) round out SEMO's home OVC foes. SEMO will make trips to Austin Peay (Apr. 1-3), Tennessee Tech (Apr. 14-16), Belmont (Apr. 29-May 1) and Eastern Illinois (May 19-21) for its four conference road series.

### **OVC Tournament Moves to Lexington**

For the first time in 2022, the OVC Baseball Championship will be held at the Lexington Legends Ballpark in Lexington, Kentucky on May 25-28. Since 2001, the Championship has been held at four other neutral locations, including Paducah, Kentucky (2001-09), Jackson, Tennessee (2010-16, 2021), Oxford, Alabama (2017-18) and Marion, Illinois (2019).



# SOUTHEAST MISSOURI BASEBALL NOTES

## MURRAY STATE // APR. 8-10

No.	Name	Pos.	Ht.	Wt.	Cl.	B/T	Hometown (High School/College)
1	Jevon Mason	OF	5-11	202	Jr.	R/R	West Des Moines, Iowa (West Des Moines Valley/Iowa Western CC)
2	Cole Warehime	INF	6-1	185	Fr.	R/R	Downers Grove, Ill. (Downers Grove South)
5	Danny Sperling	INF	6-1	188	Jr.	L/R	Wauconda, Ill. (Wauconda/McHenry County College)
6	Jakob Lewis	INF	5-10	170	Fr.	R/R	Sparkman, Ala. (Sparkman)
7	Kyle Miller	UT	6-2	210	So.	R/R	Eureka, Mo. (Eureka)
8	Ty Stauss	UT	5-10	190	So.	L/R	Wildwood, Mo. (Lafayette)
9	Tyler Wilber	INF	6-3	225	Sr.	R/R	Los Alamitos, Calif. (Los Alamitos/Long Beach City College)
10	Lincoln Andrews	INF	6-4	228	So.	L/R	Canon City, Colo. (Canon City )
11	Ben Palmer	INF	6-3	180	So.	R/R	Fridley, Minn. (Totino-Grace/Iowa Western CC)
12	Andrew Keck	C	6-3	220	Jr.	R/R	St. Louis, Mo. (St. John Vianney)
14	Peyton Leeper	UT	5-11	200	So.	S/R	Mokane, Mo. (South Callaway)
15	Joseph Karall	RHP	6-2	218	So.	R/R	St. Albert, Alberta (Bellerose Composite/Cloud County CC)
16	Wyatt Grant	C	6-1	205	Jr.	R/R	Burkburnett, Texas (Burkburnett/Seward County CC)
17	Josh Cameron	OF	6-4	195	Jr.	R/L	Pflugerville, Texas (Hendrickson/Butler County CC)
18	Noah Niznik	LHP	5-11	196	Jr.	L/L	Imperial, Mo. (St. John Vianney)
19	Spencer Parker	OF	6-1	210	Jr.	L/R	Lee's Summit, Mo. (Lee's Summit/Iowa Western CC)
20	Jason Rackers	RHP	6-7	225	Sr.	R/R	Jefferson City, Mo. (Blair Oaks/Tennessee)
21	Joel Vaske	OF	6-1	205	Jr.	R/R	Dyersville, Iowa (Beckman/Kirkwood CC)
22	Jeb Callaghan	LHP	6-1	222	Jr.	L/L	Yakima, Wash. (Naches Valley/George Washington)
23	Brett Graber	OF	6-0	190	Jr.	R/R	Sacramento, Calif. (Capital Christian School/Cosumnes River College)
24	Fischer Rausch	RHP	6-5	237	So.	R/R	St. Louis, Mo. (Valley Park)
25	Ethan Osborne	LHP	6-1	180	Fr.	L/L	Ashland, Mo. (Southern Boone)
26	Collin Wilma	RHP	6-4	190	So.	R/R	Tinley Park, Ill. (Tinley Park)
27	Austin Williams	RHP	6-3	210	Sr.	R/R	Judsonia, Ark. (White County Central/Three Rivers CC)
28	Anthony Klein	RHP	6-1	225	R-Fr.	R/R	St. Louis, Mo. (Parkway Central)
30	Tommy Windt	UT	6-3	212	Jr.	R/R	Orland Park, Ill. (Carl Sandburg/South Suburban College)
31	Blake Cisneros	LHP	6-1	208	Jr.	L/L	Fenton, Mo. (Rockwood Summit)
32	Connery O'Donnell	RHP	6-3	212	Jr.	R/R	Milliken, Colo. (Roosevelt/Garden City CC)
33	Bryce Grossius	RHP	6-2	210	Jr.	R/R	St. Louis, Mo. (St. Mary's)
34	Alex Esker	LHP	6-4	200	Fr.	L/L	St. Louis, Mo. (Christian Brothers College)
35	Ryan Malzahn	OF	6-4	203	R-Fr.	R/R	O'Fallon, Mo. (O'Fallon Christian)
36	Weston Brockhouse	RHP	6-7	195	Fr.	R/R	Mt Vernon, Ill. (Mt. Vernon/Rend Lake College)
37	Hunter Ralls	RHP	6-3	190	Jr.	R/R	Anna, Ill. (Anna-Jonesboro)
38	Hayden Malenfant	RHP	6-2	197	Sr.	R/R	Whitby, Ontario (Sinclair Secondary/Southeastern CC)
39	Corbin Guthman	RHP	6-3	190	Fr.	R/R	Murphysboro, Ill. (Murphysboro)
44	Matt Perego	RHP	6-7	252	Jr.	R/R	Ballwin, Mo. (Parkway West/John A. Logan College)
45	Tanner Mueller	RHP	6-5	205	Fr.	R/R	Wentzville, Mo. (Lutheran St. Charles)
55	Noah Stone	RHP	6-8	283	So.	R/R	St. Louis, Mo. (Lutheran South/Three Rivers CC)

### Coaches & Staff

- Andy Sawyers**, Head Coach (Sixth Year)  
**Trevor Ezell**, Assistant Coach/Hitting (Second Year)  
**Dan McKinney**, Assistant Coach/Pitching (First Year)  
**Drew Millwood**, Director of Analytics (Second Year)  
**Austin Spainhour**, Volunteer Assistant Coach (First Year)  
**Ryan Napoli**, Strength & Conditioning  
**Mike Patke**, Athletic Trainer  
**Connor Rooney**, Manager  
**Connor Martin**, Manager  
**Ben Kouba**, Manager  
**Evan Gray**, Manager

### Pronunciations

Bryce Grossius	grocius (like grocery)
Joseph Karall	carroll
Jevon Mason	JUH-von
Noah Niznik	nez-nick
Matt Perego	purr-ay-go
Ty Stauss	stauss (sounds like house)
Joel Vaske	vass-key



# SOUTHEAST MISSOURI BASEBALL NOTES

**MURRAY STATE // APR. 8-10**



No.	Name	Pos.	Ht.	Wt.	Cl.	B/T	Hometown (High School/College)
10	Lincoln Andrews	INF	6-4	228	So.	L/R	Canon City, Colo. (Canon City )
36	Weston Brockhouse	RHP	6-7	195	Fr.	R/R	Mt Vernon, Ill. (Mt. Vernon/Rend Lake College)
22	Jeb Callaghan	LHP	6-1	222	Jr.	L/L	Yakima, Wash. (Naches Valley/George Washington)
17	Josh Cameron	OF	6-4	195	Jr.	R/L	Pflugerville, Texas (Hendrickson/Butler County CC)
31	Blake Cisneros	LHP	6-1	208	Jr.	L/L	Fenton, Mo. (Rockwood Summit)
34	Alex Esker	LHP	6-4	200	Fr.	L/L	St. Louis, Mo. (Christian Brothers College)
23	Brett Graber	OF	6-0	190	Jr.	R/R	Sacramento, Calif. (Capital Christian School/Cosumnes River College)
16	Wyatt Grant	C	6-1	205	Jr.	R/R	Burkburnett, Texas (Burkburnett/Seward County CC)
33	Bryce Grossius	RHP	6-2	210	Jr.	R/R	St. Louis, Mo. (St. Mary's)
39	Corbin Guthman	RHP	6-3	190	Fr.	R/R	Murphysboro, Ill. (Murphysboro)
15	Joseph Karall	RHP	6-2	218	So.	R/R	St. Albert, Alberta (Bellerose Composite/Cloud County CC)
12	Andrew Keck	C	6-3	220	Jr.	R/R	St. Louis, Mo. (St. John Vianney)
28	Anthony Klein	RHP	6-1	225	R-Fr.	R/R	St. Louis, Mo. (Parkway Central)
14	Peyton Leeper	UT	5-11	200	So.	S/R	Mokane, Mo. (South Callaway)
6	Jakob Lewis	INF	5-10	170	Fr.	R/R	Sparkman, Ala. (Sparkman)
38	Hayden Malenfant	RHP	6-2	197	Sr.	R/R	Whitby, Ontario (Sinclair Secondary/Southeastern CC)
35	Ryan Malzahn	OF	6-4	203	R-Fr.	R/R	O'Fallon, Mo. (O'Fallon Christian)
1	Jevon Mason	OF	5-11	202	Jr.	R/R	West Des Moines, Iowa (West Des Moines Valley/Iowa Western CC)
7	Kyle Miller	UT	6-2	210	So.	R/R	Eureka, Mo. (Eureka)
45	Tanner Mueller	RHP	6-5	205	Fr.	R/R	Wentzville, Mo. (Lutheran St. Charles)
18	Noah Niznik	LHP	5-11	196	Jr.	L/L	Imperial, Mo. (St. John Vianney)
32	Connery O'Donnell	RHP	6-3	212	Jr.	R/R	Milliken, Colo. (Roosevelt/Garden City CC)
25	Ethan Osborne	LHP	6-1	180	Fr.	L/L	Ashland, Mo. (Southern Boone)
11	Ben Palmer	INF	6-3	180	So.	R/R	Fridley, Minn. (Totino-Grace/Iowa Western CC)
19	Spencer Parker	OF	6-1	210	Jr.	L/R	Lee's Summit, Mo. (Lee's Summit/Iowa Western CC)
44	Matt Perego	RHP	6-7	252	Jr.	R/R	Ballwin, Mo. (Parkway West/John A. Logan College)
20	Jason Rackers	RHP	6-7	225	Sr.	R/R	Jefferson City, Mo. (Blair Oaks/Tennessee)
37	Hunter Ralls	RHP	6-3	190	Jr.	R/R	Anna, Ill. (Anna-Jonesboro)
24	Fischer Rausch	RHP	6-5	237	So.	R/R	St. Louis, Mo. (Valley Park)
5	Danny Sperling	INF	6-1	188	Jr.	L/R	Wauconda, Ill. (Wauconda/McHenry County College)
8	Ty Stauss	UT	5-10	190	So.	L/R	Wildwood, Mo. (Lafayette)
55	Noah Stone	RHP	6-8	283	So.	R/R	St. Louis, Mo. (Lutheran South/Three Rivers CC)
21	Joel Vaske	OF	6-1	205	Jr.	R/R	Dyersville, Iowa (Beckman/Kirkwood CC)
2	Cole Warehime	INF	6-1	185	Fr.	R/R	Downers Grove, Ill. (Downers Grove South)
9	Tyler Wilber	INF	6-3	225	Sr.	R/R	Los Alamitos, Calif. (Los Alamitos/Long Beach City College)
27	Austin Williams	RHP	6-3	210	Sr.	R/R	Judsonia, Ark. (White County Central/Three Rivers CC)
26	Collin Wilma	RHP	6-4	190	So.	R/R	Tinley Park, Ill. (Tinley Park)
30	Tommy Windt	UT	6-3	212	Jr.	R/R	Orland Park, Ill. (Carl Sandburg/South Suburban College)

## Roster Breakdown

Total Squad Members	38
Seniors	4
Juniors	16
Sophomores	9
Freshmen	9
Newcomers	14
Position Starters Returning/Lost	5/4
Starting Pitchers Returning/Lost	2/1



**OVC TOURNAMENT CHAMPIONS | 1998 • 2002 • 2016 • 2021**

**NCAA TOURNAMENT | 1998 • 2002 • 2016 • 2021**



## SOUTHEAST MISSOURI BASEBALL NOTES

**MURRAY STATE // APR. 8-10**



**1**

**Jevon Mason**

OF / 5-11 / 202 / Jr. / R/R  
West Des Moines, Iowa



**2**

**Cole Warehime**


INF / 6-1 / 185 / Fr. / R/R  
Downers Grove, Ill.



**5**

**Danny Sperling**

INF / 6-1 / 188 / Jr. / L/R  
Wauconda, Ill.



**6**

**Jakob Lewis**

INF / 5-10 / 170 / Fr. / R/R  
Sparkman, Ala.



**7**

**Kyle Miller**


UT / 6-2 / 210 / So. / R/R  
Eureka, Mo.



**8**

**Ty Stauss**

UT / 5-10 / 190 / So. / L/R  
Wildwood, Mo.



**9**

**Tyler Wilber**

INF / 6-3 / 225 / Sr. / R/R  
Los Alamitos, Calif.



**10**

**Lincoln Andrews**

INF / 6-4 / 228 / So. / L/R  
Canon City, Colo.



**11**

**Ben Palmer**

INF / 6-3 / 180 / So. / R/R  
Fridley, Minn.



**12**

**Andrew Keck**

C / 6-3 / 220 / Jr. / R/R  
St. Louis, Mo.



**14**

**Peyton Leeper**


UT / 5-11 / 200 / So. / S/R  
Mokane, Mo.



**15**

**Joseph Karall**

RHP / 6-2 / 218 / So. / R/R  
St. Albert, Alberta, Canada



**16**

**Wyatt Grant**


C / 6-1 / 205 / Jr. / R/R  
Burkburnett, Texas



**17**

**Josh Cameron**

OF / 6-4 / 195 / Jr. / R/L  
Pflugerville, Texas



**18**

**Noah Niznik**

LHP / 5-11 / 196 / Jr. / L/L  
St. Louis, Mo.



**19**

**Spencer Parker**

OF / 6-1 / 210 / Jr. / L/R  
Lee's Summit, Mo.



**20**

**Jason Rackers**


RHP / 6-7 / 225 / Sr. / R/R  
Jefferson City, Mo.



**21**

**Joel Vaske**


OF / 6-1 / 205 / Jr. / R/R  
Dyersville, Iowa



**22**

**Jeb Callaghan**

LHP / 6-1 / 222 / Jr. / L/L  
Yakima, Wash.



**23**

**Brett Graber**


OF / 6-0 / 190 / Jr. / R/R  
Sacramento, Calif.



**24**

**Fischer Rausch**


RHP / 6-5 / 237 / So. / R/R  
St. Louis, Mo.



**25**

**Ethan Osborne**


LHP / 6-1 / 180 / Fr. / L/L  
Ashland, Mo.



**26**

**Collin Wilma**


RHP / 6-4 / 190 / So. / R/R  
Tinley Park, Ill.



**27**

**Austin Williams**

RHP / 6-3 / 210 / Sr. / R/R  
Judsonia, Ark.



**28**

**Anthony Klein**

RHP / 6-1 / 225 / R-Fr. / R/R  
St. Louis, Mo.

# SOUTHEAST MISSOURI BASEBALL NOTES

**MURRAY STATE // APR. 8-10**



**Tommy Windt**  
UT / 6-3 / 212 / Jr. / R/R  
Orland Park, Ill.



**Blake Cisneros**  
LHP / 6-1 / 208 / Jr. / L/L  
Fenton, Mo.



**Connery O'Donnell**  
RHP / 6-3 / 212 / Jr. / R/R  
Milliken, Colo.




**Bryce Grossius**  
RHP / 6-2 / 210 / Jr. / R/R  
St. Louis, Mo.



**Alex Esker**  
LHP / 6-4 / 200 / Fr. / L/L  
St. Louis, Mo.



**Ryan Malzahn**  
OF / 6-4 / 203 / R-Fr. / R/R  
O'Fallon, Mo.




**Weston Brockhouse**  
RHP / 6-7 / 195 / Fr. / R/R  
Mt. Vernon, Ill.



**Hunter Ralls**  
RHP / 6-3 / 190 / Jr. / R/R  
Anna, Ill.




**Hayden Malenfant**  
RHP / 6-2 / 197 / Sr. / R/R  
Whitby, Ontario



**Corbin Guthman**  
RHP / 6-3 / 190 / Fr. / R/R  
Murphysboro, Ill.



**Matt Perego**  
RHP / 6-7 / 252 / Jr. / R/R  
Ballwin, Mo.



**Tanner Mueller**  
RHP / 6-5 / 205 / Fr. / R/R  
Wentzville, Mo.




**Noah Stone**  
RHP / 6-8 / 283 / So. / R/R  
St. Louis, Mo.



**Andy Sawyers**  
Head Coach  
Sixth Year



**Trevor Ezell**  
Assistant Coach/Hitting  
Second Year



**Dan McKinney**  
Assistant Coach/Pitching  
First Year



**Drew Millwood**  
Director of Analytics  
Second Year



**Austin Spainhour**  
Volunteer Assistant  
First Year




**Connor Rooney**  
Manager



**Connor Martin**  
Manager




**Ben Kouba**  
Manager



**Evan Gray**  
Manager



**Mike Patke**  
Athletic Trainer



**Ryan Napoli**  
Strength & Conditioning

**OVC TOURNAMENT CHAMPIONS | 1998 • 2002 • 2016 • 2021**

**NCAA TOURNAMENT | 1998 • 2002 • 2016 • 2021**





## ANDY SAWYERS

### HEAD COACH

**A**ndy Sawyers is the reigning Ohio Valley Conference Coach of the Year after leading Southeast Missouri to the league's regular-season and tournament titles, and the program's fourth NCAA Tournament berth in 2021.

Sawyers looks to carry the momentum into the 2022 campaign, his sixth year as SEMO's head coach.

The Redhawks finished their championship season with an overall 30-22 record and 17-10 in the OVC. SEMO recorded 30 wins in a season for the first time with Sawyers at the helm and posted series wins in eight of its nine series against league foes in 2021.

Sawyers coached his first OVC Specialty Award-Winner when left-hander Dylan Dodd was tabbed the league's Pitcher of the Year.

Dodd later became the

highest draft pick in program history when he was selected in the third round by the Atlanta Braves in the 2021 Major League Draft. Additionally, Dodd wrapped up his final college season as a Second-Team Collegiate Baseball All-American.

Statistically, SEMO led the OVC with 14 saves and a .967 fielding percentage after committing just 49 errors in 52 contests. The Redhawks were also second in the conference in wins as their 30 victories marked the most in a season in five years.

In 2020, SEMO had an overall record of 9-8 and a 2-1 mark in OVC play when its season abruptly ended due to a global COVID-19 pandemic. The Redhawks heated up to win seven of nine contests prior to the end of competition.

The Redhawks led the OVC in

batting average (.314), hits (188), triples (9), plate appearances (707), at-bats (598), hit by pitch (26), stolen bases (36), fewest walks allowed (54) and fielding percentage (.976), and rated second in slugging percentage (.503), on-base percentage (.404), runs (129), RBI (121) and home runs (21) at the time their 2020 campaign came to a close. SEMO also ranked among the top 10 teams in the nation in hits (6th) and triples (8th).

Individually, Justin Dirden led the conference in slugging percentage (.900), RBI (26), home runs (9), hits (29), total bases (63) and stolen bases (9) before signing as an undrafted free agent with the Houston Astros.

Shortstop Tyler Wilber topped the OVC in runs (26) and center fielder Danny Wright tied a league-high with 29 hits when play was suspended.

Pitching wise, left-handers Dylan Dodd (2-1, 36 Ks) and Noah Niznik (3-0, 15 Ks) were a combined 5-1 with 51 strikeouts and two complete game shutouts through four starts in 2020.

Before they took the field in 2019, the Redhawks ushered in a state-of-the-art hitting facility adjacent to Capaha Field. The 4,000-square foot facility can fit up to four batting cages and is equipped with portable pitching mounds. It also had HitTrax Rapsodo technology which is used to enhance overall player performance through real-time stats and performance metrics.

SEMO went 23-32 during an injury-riddled 2019 campaign. The Redhawks played without five of their position starters for much of the season.

Despite the misfortune with injuries, SEMO had a pair of All-OVC performers in Wilber





and Niznik.

A First-Team selection, Wilber led the OVC with a .383 batting average and was the Redhawks leader in hits (80) doubles (19), triples (3), RBI (40), slugging percentage (.531) and on-base percentage (.480).

Niznik, who landed a spot on the All-Newcomer Team, started 13 games as a freshman. He led the team with a 3.63 ERA, ranked second in innings (62) and third in both strikeouts (49) and wins (3).

The year before that, Sawyers guided the 2018 squad to the program's 13th consecutive OVC Tournament berth as the Redhawks finished 27-30 overall and second in the conference with a 20-10 record.

That team produced three First-Team All-OVC performers, including Carlos Vega, Trevor Ezell and Dirden.

Sawyers was hired as the sixth head coach in program history on July 29, 2016.

In his first year as an NCAA Division I head coach in 2017, Sawyers led the Redhawks to a winning season (29-26 overall, 16-14 OVC). He also picked up his first career OVC Tournament win along the way.

First-Team pick Dan Holst, Second-Team selections Brian Lees, Chris Osborne, Justin Murphy and Clay Chandler, and All-Newcomer Team member Danny Wright formed a group of six All-OVC players in Sawyers' debut season as a Division I head coach.

In all, Sawyers has two decades worth of collegiate coaching experience.

Prior to arriving in Cape Girardeau, he worked two seasons as the Associate Head

Coach/Offensive Coordinator at Big 12 Conference member Kansas State. There, Sawyers oversaw the hitters and catchers, while helping coordinate recruiting efforts.

Sawyers has coached in two College World Series, two NCAA Super Regionals and nine NCAA Tournaments during his coaching tenure. He has mentored 40 Major League Baseball draft picks, including two first-round selections and nine top-10 round picks.

The Wildcats ranked fourth in the Big 12 offensively with a .284 team batting average in 2016. K-State's offense registered a .400 slugging percentage and .372 on-base percentage, scored 335 runs, had 550 hits, belted 100 doubles, notched 17 triples, and finished with 30 home runs and 300 RBI.

Sawyers coached freshman Josh Rolette who garnered Louisville Slugger Freshman All-American honors in 2016. He also helped mentor Jake Scudder who was named Big 12 Newcomer of the Year. The Wildcats had three student-athletes on the All-Big 12 Teams that season.

The 2015 and 2016 campaigns were Sawyers' second stint at K-State.

He previously served as an assistant coach for the Wildcats in 2009 and 2010. Sawyers helped lead K-State to an 80-30-1 record and the first two NCAA Regional appearances in school history over that span.

The 2009 season was a year of power for the Wildcats under Sawyers. The team hit 22 triples and 58 home runs, most in both categories since 1997. The offense shined when it came to

stolen bases as the 149 steals were second-most in the nation and just two shy of breaking the Big 12 record. Overall, the team finished among Big 12 leaders in on-base percentage (2nd, .399), runs scored (2nd, 458), hits (2nd, 675), RBI (2nd, 420), doubles (3rd, 123), and fewest strikeouts (4th, 393).

Six Wildcats claimed All-Big 12 honors in 2009, including outfielder Nick Martini, who also garnered Louisville Slugger Freshman All America honors, and Justin Bloxom and Carter Jurica, who finished fourth and eighth, respectively, in the Big 12 in batting average.

The 2010 squad matched the success of 2009 by also reaching the NCAA postseason, and the offense topped the previous season totals in batting average (.323 in 2010; .317 in 2009), runs per game (7.6 vs. 7.4) and OBP (.426 vs. .399).

Before K-State, Sawyers spent four seasons as Associate Head Coach at Texas A&M (2011-14). Those four seasons at Texas

A&M represented the end of Sawyers' five-year stint with the Aggies after he spent 2008 as a volunteer assistant coach.

In each of those five seasons, Sawyers helped Texas A&M reach an NCAA Regional while also winning a pair of Big 12 championships. In addition, he coached standouts Tyler Naquin - 2011 Big 12 Player of the Year, All-American and a first round pick by the Cleveland Indians in 2012 - and Krey Bratson, a 2011 Freshman All-American.

Before his appointment at Texas A&M in 2008, Sawyers worked with current Aggie head coach Rob Childress as an assistant coach and recruiting coordinator at Nebraska from 2003-07.

While in Lincoln, he helped the Huskers earn four trips to the NCAA Tournament, including an appearance at the 2005 College World Series. Sawyers, who lettered two years at Nebraska, worked with 12 Huskers who were selected in the MLB Draft, including Alex





## SOUTHEAST MISSOURI BASEBALL NOTES

### MURRAY STATE // APR. 8-10

Collegiate Baseball.

After working as the volunteer assistant at Nebraska in 2000, Sawyers worked the 2001 and 2002 seasons as head coach at Hutchinson Community College, compiling an 87-30 record and two postseason berths. In 2001, the Dragons went 40-16 and won the Jayhawk West Sub-Regional, while the 2002 squad set a school record with 47 wins and was ranked as high as seventh by the NJCAA.

Sawyers' coaching career began at Northwestern (La.)

State in 1999 as a volunteer assistant coach, helping the Demons finish second in the Southland Conference.

He first played collegiately at Point Loma (Calif.) Nazarene College in 1994. Following a year off, he played at Mendocino (Calif.) Junior College in 1996 before finishing up his playing career at Nebraska.

A native of Willits, California, Sawyers received his bachelor (1998) and master's (2000) degrees from Nebraska. He is married to the former Dena

Lindeblad and the couple have two sons, Andrew James (A.J.) and Alex.



## ■ The Sawyers File

### Experience:

22nd Year (Sixth at SEMO)

### Hometown:

Willits, Calif.

### Birthdate:

May 24, 1975

### Alma Mater:

Nebraska, 1998

### Education:

B.A. History (Nebraska)  
M.S. Education (Nebraska)

### Date Hired:

July 29, 2016

### Family:

Wife - Dena  
Children - A.J., Alex

### Playing Experience:

Point Loma Nazarene, 1994  
Mendocino College, 1996  
Nebraska, 1997-98

### Coaching Experience:

Northwestern State, Volunteer Asst., 1999  
Nebraska, Volunteer Asst., 2000  
Hutchinson CC, Head Coach, 2001-02  
Nebraska, Assistant Coach, 2003-07  
Texas A&M, Volunteer Asst., 2008  
Kansas State, Assistant Coach, 2009-10  
Texas A&M, Assoc. Head Coach, 2011-14  
Kansas State, Assoc. Head Coach, 2015-16  
Southeast Missouri, Head Coach, 2017-pr.

### Sawyers' Year-by-Year Records

Year	School	Assignment	Record	Conf./Finish	Postseason
1999	Northwestern State	Volunteer Assistant	38-21	18-9/2nd	
2000	Nebraska	Volunteer Assistant	51-17	21-9/2nd	NCAA Super Regional
2001	Hutchinson CC	Head Coach	40-16	-	Sub-Regional
2002	Hutchinson CC	Head Coach	47-11	-	Sub-Regional
2003	Nebraska	Assistant Coach	47-18	20-7/1st	NCAA Regional
2004	Nebraska	Assistant Coach	36-23	11-16/8th	-
2005	Nebraska	Assistant Coach	57-15	19-8/1st	NCAA College World Series
2006	Nebraska	Assistant Coach	42-17	17-10/3rd	NCAA Regional
2007	Nebraska	Assistant Coach	32-27	14-13/4th	NCAA Regional
2008	Texas A&M	Volunteer Assistant	46-19	19-8/1st	NCAA Super Regional
2009	Kansas State	Assistant Coach	43-18-1	14-11-1/4th	NCAA Regional
2010	Kansas State	Assistant Coach	37-22	14-12/3rd	NCAA Regional
2011	Texas A&M	Assoc. Head Coach	47-22	19-8/t1st	NCAA College World Series
2012	Texas A&M	Assoc. Head Coach	43-18	16-8/2nd	NCAA Regional
2013	Texas A&M	Assoc. Head Coach	34-29	13-16/6th	NCAA Regional
2014	Texas A&M	Assoc. Head Coach	36-26	14-16/5th	NCAA Regional
2015	Kansas State	Assoc. Head Coach	27-30	10-14/6th	-
2016	Kansas State	Assoc. Head Coach	26-31	8-16/8th	-
2017	Southeast Missouri	Head Coach	29-26	16-14/5th	OVC Tournament
2018	Southeast Missouri	Head Coach	27-30	20-10/2nd	OVC Tournament
2019	Southeast Missouri	Head Coach	23-32	10-20/10th	-
2020*	Southeast Missouri	Head Coach	9-8	2-1	-
2021	Southeast Missouri	Head Coach	30-22	17-10/1st	NCAA Regional
2022	Southeast Missouri	Head Coach	20-7	4-2	

\* - Season ended due to COVID-19 pandemic

### Overall Record as a Head Coach: 225-152 (8 years)

Record at Southeast Missouri, 138-125, 69-57 Ohio Valley Conference (6 years)

Record at Hutchinson CC, 87-27 (2 years)

Record as a college associate head coach, 213-156

Record as a college assistant coach, 294-140-1

Record as a volunteer assistant coach, 135-57

### Coaching Honors

2021 OVC Coach of the Year

# SOUTHEAST MISSOURI BASEBALL NOTES

MURRAY STATE // APR. 8-10



## 2022 Statistics

Record: 20-7 Home: 14-0 Away: 6-7 OVC: 4-2

Player	avg	gp-gs	ab	r	h	2b	3b	hr	rbi	tb	slg%	bb	hp	so	gdp	ob%	sf	sh	sb-att	po	a	e	fld%
12 KECK, Andrew	.337	25-25	104	20	35	8	0	5	28	58	.558	8	0	22	2	.381	1	0	7-10	184	15	1	.995
1 MASON, Jevon	.324	27-27	111	36	36	6	2	7	21	67	.604	21	0	28	1	.429	1	0	11-13	49	3	1	.981
9 WILBER, Tyler	.311	27-27	106	26	33	8	0	9	39	68	.642	18	2	19	3	.417	1	0	0-0	38	74	6	.949
23 GRABER, Brett	.311	27-27	90	16	28	5	2	3	18	46	.511	20	5	28	2	.461	0	1	7-9	71	1	0	1.000
14 LEEPER, Peyton	.260	27-27	100	29	26	5	0	6	20	49	.490	20	3	22	2	.398	0	3	5-5	21	40	7	.897
10 ANDREWS, Lincoln	.238	26-26	105	20	25	8	0	6	22	51	.486	10	0	36	5	.302	1	3	0-1	188	7	2	.990
11 PALMER, Ben	.230	26-24	74	21	17	2	1	3	19	30	.405	10	4	19	0	.348	1	2	4-4	44	59	5	.954
21 VASKE, Joel	.218	27-25	87	16	19	3	0	3	14	31	.356	14	4	40	1	.352	0	2	5-7	41	0	0	1.000
19 PARKER, Spencer	.261	11-4	23	2	6	1	0	0	2	7	.304	2	0	4	1	.320	0	0	0-1	0	0	0	.000
8 STAUSS, Ty	.245	18-13	49	11	12	0	0	5	6	27	.551	4	1	11	2	.315	0	1	0-0	31	0	0	1.000
5 SPERLING, Danny	.238	18-11	42	8	10	1	0	0	6	11	.262	8	1	11	1	.373	0	1	1-1	10	10	2	.909
16 GRANT, Wyatt	.100	8-4	10	1	1	0	0	0	0	1	.100	3	1	7	0	.357	0	1	0-0	21	4	0	1.000
35 MALZAHN, Ryan	.077	9-3	13	2	1	1	0	0	1	2	.154	0	1	6	0	.143	0	0	0-0	6	0	0	1.000
28 KLEIN, Anthony	.000	1-0	1	0	0	0	0	0	0	0	.000	0	0	0	0	.000	0	0	0-0	0	0	0	.000
30 WINDT, Tommy	.000	1-0	1	0	0	0	0	0	0	0	.000	0	0	1	0	.000	0	0	0-0	2	2	0	1.000
Totals	.272	27	916	208	249	48	5	47	196	448	.489	138	22	254	20	.378	5	14	40-51	715	236	26	.973
Opponents	.270	27	946	157	255	49	5	37	151	425	.449	107	17	243	17	.352	7	3	26-34	693	221	41	.957

LOB - Team (194), Opp (208). DPs turned - Team (20), Opp (23). IBB - Team (1), WILBER, T. 1, Opp (2).

## (All games Sorted by Earned run avg)

Player	era	w-l	app	gs	cg	sho	sv	ip	h	r	er	bb	so	2b	3b	hr	b/avg	wp	hp	bk	sfa	sha
20 RACKERS, Jason	4.54	3-0	7	5	0	0/0	0	33.2	34	17	17	14	34	4	0	5	.268	6	2	1	0	2
18 NIZNIK, Noah	6.10	1-0	7	7	0	0/0	0	31.0	40	22	21	12	25	13	0	4	.308	2	1	0	0	0
30 WINDT, Tommy	7.90	3-1	9	5	0	0/0	0	27.1	31	25	24	10	33	6	2	6	.282	3	1	1	2	0
38 MALENFANT, Hayden	0.00	0-0	2	0	0	0/0	0	1.2	1	0	0	3	2	0	0	0	.200	0	0	0	1	0
7 MILLER, Kyle	1.46	3-2	12	0	0	0/0	6	24.2	17	6	4	8	29	2	0	3	.187	0	0	0	0	1
28 KLEIN, Anthony	1.93	1-0	8	0	0	0/0	0	9.1	3	2	2	4	15	1	0	1	.094	2	1	0	0	0
34 ESKER, Alex	2.84	0-0	4	0	0	0/0	0	6.1	3	2	2	6	2	1	0	0	.143	0	0	0	1	0
27 WILLIAMS, Austin	3.55	3-1	12	2	0	0/0	2	25.1	26	11	10	9	27	3	1	2	.263	2	1	1	0	0
31 CISNEROS, Blake	3.75	2-0	13	0	0	0/0	0	12.0	8	6	5	7	15	1	0	1	.178	6	2	0	0	0
37 RALLS, Hunter	5.06	3-2	9	1	0	0/0	0	21.1	24	16	12	8	14	5	1	3	.276	1	2	0	0	0
24 RAUSCH, Fischer	7.71	0-0	4	0	0	0/0	0	2.1	2	2	2	5	1	2	0	0	.250	0	0	0	1	0
33 GROSSIUS, Bryce	7.88	0-0	8	6	0	0/0	0	24.0	32	23	21	13	26	4	0	7	.311	3	3	1	1	0
22 CALLAGHAN, Jeb	9.00	0-0	3	0	0	0/0	0	4.0	3	4	4	4	4	1	0	1	.214	0	0	0	1	0
44 PEREGO, Matt	10.80	0-0	4	0	0	0/0	0	5.0	10	6	6	2	5	2	1	1	.417	0	3	0	0	0
25 OSBORNE, Ethan	11.57	1-1	6	1	0	0/0	0	7.0	14	9	9	1	10	3	0	0	.424	0	1	1	0	0
15 KARRALL, Joseph	13.50	0-0	1	0	0	0/0	0	1.1	3	2	2	0	0	0	0	1	.429	0	0	0	0	0
55 STONE, Noah	18.00	0-0	2	0	0	0/0	0	2.0	4	4	4	1	1	1	0	2	.400	1	0	0	0	0
Totals	5.48	20-7	27	27	0	0/0	8	238.1	255	157	145	107	243	49	5	37	.270	26	17	5	7	3
Opponents	6.82	7-20	27	27	1	0/0	2	231.0	249	208	175	138	254	48	5	47	.272	28	22	0	5	14

PB - Team (4), GRANT, W. 2, KECK, A. 2, Opp (4). Pickoffs - Team (3), GROSSIUS, B. 1, WILLIAMS, A. 1, MILLER, K. 1. SBA/ATT - KECK, A. (18-23), WILLIAMS, A. (9-11), WINDT, T. (6-8), GROSSIUS, B. (5-6), GRANT, W. (4-5), STAUSS, T. (4-4), MILLER, K. (2-2), NIZNIK, N. (1-2), RACKERS, J. (0-1), OSBORNE, E. (0-1), RALLS, H. (1-1), CALLAGHAN, J (1-1), PEREGO, M. (1-1).



# SOUTHEAST MISSOURI BASEBALL NOTES

## MURRAY STATE // APR. 8-10

### 2022 Results

Date	Opponent	Score	Inns	Overall	OVC	Pitcher of record	Attend	Time
02-18-22	at #22 Dallas Baptist	w 7-6	(12)	1-0-0	0-0-0	MILLER, K. (W 1-0)	1254	4:39
02-19-22	at #22 Dallas Baptist	w 6-5	(10)	2-0-0	0-0-0	CISNEROS, B. (W 1-0)	1004	3:13
02-20-22	at #22 Dallas Baptist	L 5-13	9	2-1-0	0-0-0	WILLIAMS, A. (L 0-1)	988	3:21
02-26-22	BELLARMINE	w 8-7	(11)	3-1-0	0-0-0	MILLER, K. (W 2-0)	224	3:57
02-27-22	BELLARMINE-1	w 10-2	9	4-1-0	0-0-0	NIZNIK, N. (W 1-0)	310	3:00
02-27-22	BELLARMINE-2	w 12-8	9	5-1-0	0-0-0	CISNEROS, B. (W 2-0)	364	3:25
03-01-22	SAINT LOUIS	w 16-5	7	6-1-0	0-0-0	WINDT, T. (W 1-0)	270	2:46
03-04-22	BRADLEY	w 16-7	9	7-1-0	0-0-0	RALLS, H. (W 1-0)	220	3:30
03-05-22	BRADLEY-1	w 11-8	7	8-1-0	0-0-0	RACKERS, J. (W 1-0)	360	2:24
03-05-22	BRADLEY-2	w 12-5	9	9-1-0	0-0-0	WINDT, T. (W 2-0)	560	3:10
03-08-22	at Arkansas State	w 14-6	9	10-1-0	0-0-0	WILLIAMS, A. (W 1-1)	63	3:45
03-12-22	VALPARAISO	w 9-1	9	11-1-0	0-0-0	RALLS, H. (W 2-0)	140	2:41
03-13-22	VALPARAISO-1	w 16-6	9	12-1-0	0-0-0	WILLIAMS, A. (W 2-1)	215	3:24
03-13-22	VALPARAISO-2	w 10-8	9	13-1-0	0-0-0	MILLER, K. (W 3-1)	195	3:12
03-15-22	at Indiana State	L 1-10	9	13-2-0	0-0-0	OSBORNE, E. (L 0-1)	143	3:04
03-16-22	at Indiana State	L 4-5	9	13-3-0	0-0-0	MILLER, K. (L 3-1)	402	2:45
03-19-22	at Missouri State-1	w 6-3	9	14-3-0	0-0-0	RACKERS, J. (W 2-0)	568	3:09
03-19-22	at Missouri State-2	L 3-9	9	14-4-0	0-0-0	RALLS, H. (L 2-1)	568	3:01
03-20-22	at Missouri State	L 5-16	9	14-5-0	0-0-0	WINDT, T. (L 2-1)	563	2:51
* 03-25-22	SIUE	w 2-1	9	15-5-0	1-0-0	RACKERS, J. (W 3-0)	515	2:19
* 03-26-22	SIUE	w 2-1	9	16-5-0	2-0-0	RALLS, H. (W 3-1)	820	2:25
* 03-27-22	SIUE	w 5-2	9	17-5-0	3-0-0	WILLIAMS, A. (W 3-1)	250	2:45
03-29-22	at Saint Louis	w 4-1	9	18-5-0	3-0-0	KLEIN, A. (W 1-0)	153	2:42
* 04-01-22	at Austin Peay	L 3-4	9	18-6-0	3-1-0	MILLER, K. (L 3-2)	344	2:25
* 04-02-22	at Austin Peay	L 7-8	9	18-7-0	3-2-0	RALLS, H. (L 3-2)	503	2:32
* 04-03-22	at Austin Peay	w 6-5	9	19-7-0	4-2-0	WINDT, T. (W 3-1)	427	2:39
04-05-22	ARKANSAS STATE	w 8-5	9	20-7-0	4-2-0	OSBORNE, E. (W 1-1)	400	3:00

( ) extra inning game



**SOUTHEAST MISSOURI BASEBALL NOTES**  
**MURRAY STATE // APR. 8-10**



**2022 OVC Statistics**

Record: 4-2 Home: 3-0 Away: 1-2 OVC: 4-2

Player	avg	gp-gs	ab	r	h	2b	3b	hr	rbi	tb	slg%	bb	hp	so	gdp	ob%	sf	sh	sb-att	po	a	e	fld%
12 KECK, Andrew	.333	6-6	21	3	7	0	0	1	4	10	.476	2	0	6	1	.391	0	0	0-2	50	5	0	1.000
11 PALMER, Ben	.294	6-6	17	2	5	1	0	2	7	12	.706	1	1	2	0	.368	0	1	0-0	13	17	0	1.000
14 LEEPER, Peyton	.273	6-6	22	1	6	1	0	0	1	7	.318	1	0	4	0	.304	0	1	1-1	4	9	0	1.000
9 WILBER, Tyler	.273	6-6	22	2	6	1	0	1	5	10	.455	1	0	6	0	.292	1	0	0-0	7	15	1	.957
1 MASON, Jevon	.240	6-6	25	4	6	0	0	0	0	6	.240	1	0	8	1	.269	0	0	0-1	10	0	0	1.000
23 GRABER, Brett	.150	6-6	20	1	3	0	0	0	0	3	.150	2	0	7	1	.227	0	0	1-1	15	0	0	1.000
10 ANDREWS, Lincoln	.143	6-6	21	3	3	0	0	3	4	12	.571	0	0	2	3	.143	0	1	0-0	44	3	1	.979
21 VASKE, Joel	.133	6-6	15	4	2	0	0	0	0	2	.133	3	2	8	1	.350	0	1	1-2	8	0	0	1.000
-----																							
8 STAUSS, Ty	.308	5-4	13	5	4	0	0	3	4	13	1.000	1	1	0	1	.400	0	0	0-0	0	0	0	.000
19 PARKER, Spencer	.000	1-1	3	0	0	0	0	0	0	0	.000	0	0	1	0	.000	0	0	0-0	0	0	0	.000
16 GRANT, Wyatt	.000	1-1	1	0	0	0	0	0	0	0	.000	0	0	1	0	.000	0	1	0-0	0	0	0	.000
5 SPERLING, Danny	.000	1-0	1	0	0	0	0	0	0	0	.000	0	0	1	0	.000	0	0	0-0	0	0	0	.000
Totals	.232	6	181	25	42	3	0	10	25	75	.414	12	4	46	8	.293	1	5	3-7	156	53	2	.991
Opponents	.226	6	195	21	44	7	0	8	20	75	.385	15	5	54	3	.298	0	2	3-4	153	61	6	.973

LOB - Team (25), Opp (40). DPs turned - Team (4), Opp (8).

**(OVC games only Sorted by Earned run avg)**

Player	era	w-l	app	gs	cg	sho	sv	ip	h	r	er	bb	so	2b	3b	hr	b/avg	wp	hp	bk	sfa	sha
20 RACKERS, Jason	2.61	1-0	2	2	0	0/0	0	10.1	11	3	3	3	9	1	0	0	.282	1	1	0	0	1
18 NIZNIK, Noah	4.22	0-0	2	2	0	0/0	0	10.2	11	5	5	3	10	4	0	0	.262	1	0	0	0	0
30 WINDT, Tommy	5.19	1-0	2	2	0	0/0	0	8.2	9	5	5	2	9	1	0	3	.257	0	0	0	0	0
-----																						
27 WILLIAMS, Austin	0.00	1-0	4	0	0	0/0	1	7.0	3	0	0	2	8	0	0	0	.130	1	1	0	0	0
28 KLEIN, Anthony	0.00	0-0	2	0	0	0/0	0	1.0	0	0	0	0	1	0	0	0	.000	0	1	0	0	0
7 MILLER, Kyle	3.86	0-1	4	0	0	0/0	3	7.0	5	3	3	2	11	0	0	3	.192	0	0	0	0	1
31 CISNEROS, Blake	5.79	0-0	3	0	0	0/0	0	4.2	3	3	3	2	6	1	0	1	.176	3	1	0	0	0
37 RALLS, Hunter	6.75	1-1	2	0	0	0/0	0	2.2	2	2	2	1	0	0	0	1	.200	0	1	0	0	0
Totals	3.63	4-2	6	6	0	0/0	4	52.0	44	21	21	15	54	7	0	8	.226	6	5	0	0	2
Opponents	4.41	2-4	6	6	1	0/0	1	51.0	42	25	25	12	46	3	0	10	.232	5	4	0	1	5

SBA/ATT - KECK, A. (3-4), WINDT, T. (2-2), WILLIAMS, A. (1-2).



## SOUTHEAST MISSOURI BASEBALL NOTES

**MURRAY STATE // APR. 8-10**

### 2022 OVC Results

Date	Opponent	Score	Inns	Overall	OVC	Pitcher of record	Attend	Time
* 03-25-22	SIUE	w 2-1	9	1-0-0	1-0-0	RACKERS, J. (W 3-0)	515	2:19
* 03-26-22	SIUE	w 2-1	9	2-0-0	2-0-0	RALLS, H. (W 3-1)	820	2:25
* 03-27-22	SIUE	w 5-2	9	3-0-0	3-0-0	WILLIAMS, A. (W 3-1)	250	2:45
* 04-01-22	at Austin Peay	L 3-4	9	3-1-0	3-1-0	MILLER, K. (L 3-2)	344	2:25
* 04-02-22	at Austin Peay	L 7-8	9	3-2-0	3-2-0	RALLS, H. (L 3-2)	503	2:32
* 04-03-22	at Austin Peay	w 6-5	9	4-2-0	4-2-0	WINDT, T. (W 3-1)	427	2:39

() extra inning game

**Multiple-Hit Games**

Player	2	3	4	5+	Total
Jevon Mason	11	2	-	-	13
Andrew Keck	4	5	1	-	10
Tyler Wilber	6	4	-	-	10
Brett Graber	5	2	-	-	7
Lincoln Andrews	7	1	-	-	8
Peyton Leeper	6	1	-	-	7

**Multiple-RBI Games**

Player	2	3	4	5+	Total
Tyler Wilber	7	2	3	-	12
Andrew Keck	5	1	1	1	8
Jevon Mason	8	-	-	-	8
Lincoln Andrews	5	1	1	-	7
Peyton Leeper	2	2	1	-	5
Brett Graber	2	3	-	-	5

**Inning-by-Inning Summary**

Inning	SEMO	Opp.
First	25	25
Second	19	21
Third	43	29
Fourth	20	11
Fifth	17	17
Sixth	24	20
Seventh	24	17
Eighth	26	12
Ninth	7	5
Ex	3	0
Total	208	157

**Inning-by-Inning Summary (OVC Games)**

Inning	SEMO	Opp.
First	3	3
Second	1	4
Third	2	2
Fourth	4	1
Fifth	5	0
Sixth	5	0
Seventh	2	8
Eighth	2	2
Ninth	1	1
Total	25	21

**Current Hitting Streaks**

Player	Games	Started
Jevon Mason	4	3/29
Peyton Leeper	3	4/1
Andrew Keck	3	4/1
Ben Palmer	3	4/1

**Current Reached Base Streaks**

Player	Games	Started
Jevon Mason	5	3/29
Andrew Keck	4	4/1
Ben Palmer	4	4/1
Peyton Leeper	4	4/1

**Career Multiple-Hit Games**

Player	2	3	4	5+	Total
Tyler Wilber	43	18	6	-	67
Andrew Keck	32	10	2	-	44
Jevon Mason	21	8	-	-	29
Lincoln Andrews	12	2	1	-	15
Peyton Leeper	12	1	-	-	13
Danny Sperling	5	-	-	-	5
Ty Stauss	3	1	-	-	4
Brett Graber	4	2	-	-	6
Joel Vaske	4	-	-	-	4
Ben Palmer	2	-	-	-	2

**Career Multiple-RBI Games**

Player	2	3	4	5+	Total
Tyler Wilber	18	8	3	3	32
Andrew Keck	18	6	-	-	24
Lincoln Andrews	8	2	1	-	11
Jevon Mason	8	2	-	-	10
Danny Sperling	-	-	1	-	1
Ty Stauss	1	1	-	-	2
Joel Vaske	-	2	-	-	2
Brett Graber	2	3	-	-	5
Peyton Leeper	2	1	1	-	4
Ben Palmer	1	-	1	-	2

**1 Jevon Mason****2022 Season-Highs**

At-Bats.....	5, 10x, last at Austin Peay (4/3/22)
Runs.....	4, at Arkansas State (3/8/22)
Hits.....	3, 2x last vs. Saint Louis (3/1/22)
Doubles.....	1, 6x, last at Missouri State (3/19/22)
Triples.....	2, at Dallas Baptist (2/18/22)
Home Runs.....	1, 6x, last at Indiana State (3/16/22)
RBI.....	2, 6x last vs. Arkansas State (4/5/22)
Stolen Bases.....	2, vs. Valparaiso (3/13/22)

**Career-Highs**

At-Bats.....	6, at UT Martin (4/13/21)
Runs.....	4, at Arkansas State (3/8/22)
Hits.....	3, 9x, last vs. Saint Louis (3/1/22)
Doubles.....	2, 2x, last vs. Murray State (5/30/21)
Triples.....	2, at Dallas Baptist (2/18/22)
Home Runs.....	1, 8x, last at Indiana State (3/16/22)
RBI.....	3, 2x, last vs. Murray State (5/28/21)
Stolen Bases.....	2, 3x last vs. Valparaiso (3/13/22)

**2 Cole Warehime****2022 Season/Career-Highs**

At-Bats.....	-
Runs.....	-
Hits.....	-
Doubles.....	-
Triples.....	-
Home Runs.....	-
RBI.....	-
Stolen Bases.....	-

**5 Danny Sperling****2022 Season-Highs**

At-Bats.....	4, 4x, last vs. Arkansas State (4/5/22)
Runs.....	1, 8x, last vs. Arkansas State (4/5/22)
Hits.....	2, vs. Bellarmine (2/27/22)
Doubles.....	1, vs. Bellarmine (2/27/22)
Triples.....	-
Home Runs.....	-
RBI.....	4, vs. Bellarmine (2/27/22)
Stolen Bases.....	1, at Arkansas State (3/8/22)

**Career-Highs**

At-Bats.....	4, 10x, last vs. Arkansas State (4/5/22)
Runs.....	2, at Lipscomb (5/15/21)
Hits.....	2, 6x, last vs. Bellarmine (2/27/22)
Doubles.....	1, 2x, last vs. Bellarmine (3/8/22)
Triples.....	-
Home Runs.....	1, vs. Murray State (5/30/21)
RBI.....	4, vs. Bellarmine (2/27/22)
Stolen Bases.....	1, 2x, last at Arkansas State (3/8/22)

**7 Kyle Miller****2022 Season-Highs**

Innings Pitched.....	6.0, at Dallas Baptist (2/18/22)
Fewest Hits.....	0, 3x, last vs. Arkansas State (4/5/22)
Most Hits.....	5, vs. Valparaiso (3/13/22)
Fewest Runs.....	0, 7x, last vs. Arkansas State (4/5/22)
Most Runs.....	2, 2x, last at Austin Peay (4/1/22)
Fewest Walks.....	0, 7x, last vs. Arkansas State (4/5/22)
Strikeouts.....	5, vs. Valparaiso (3/13/22)

**Career-Highs**

Innings Pitched.....	9.0, vs. Murray State (5/30/21)
Fewest Hits.....	0, 6x, last vs. Arkansas State (4/5/22)
Most Hits.....	9, vs. Austin Peay (3/20/21)
Fewest Runs.....	0, 14x, last vs. Arkansas State (4/5/22)
Most Runs.....	5, vs. Austin Peay (3/20/21)
Fewest Walks.....	0, 18x, last vs. Murray State (4/5/22)
Strikeouts.....	10, vs. Murray State (5/30/21)

**8 Ty Stauss****2022 Season-Highs**

At-Bats.....	5, vs. Bellarmine (2/26/22)
Runs.....	2, at Austin Peay (4/3/22)
Hits.....	3, at Austin Peay (4/3/22)
Doubles.....	-
Triples.....	-
Home Runs.....	2, at Austin Peay (4/3/22)
RBI.....	3, at Austin Peay (4/3/22)
Stolen Bases.....	-

**Career-Highs**

At-Bats.....	5, at SIU Edwardsville (3/13/21)
Runs.....	2, 3x, last at Austin Peay (4/3/22)
Hits.....	3, at Austin Peay (4/3/22)
Doubles.....	1, 3x, last at UT Martin (4/19/21)
Triples.....	-
Home Runs.....	2, at Austin Peay (4/3/22)
RBI.....	3, at Austin Peay (4/3/22)
Stolen Bases.....	1, 3x, last vs. Austin Peay (3/19/21)

**9 Tyler Wilber****2022 Season-Highs**

At-Bats.....	6, 2x, last vs. Bradley (3/4/22)
Runs.....	3, vs. Bradley (3/4/22)
Hits.....	3, 4x, last vs. Valparaiso (3/13/22)
Doubles.....	1, 8x, last vs. Arkansas State (4/5/22)
Triples.....	-
Home Runs.....	2, vs. Valparaiso (3/13/22)
RBI.....	4, 3x, last at Missouri State (3/20/22)
Stolen Bases.....	-

**Career-Highs**

At-Bats.....	6, 6x, last vs. Bradley (3/4/22)
Runs.....	3, 6x, last vs. Bradley (3/4/22)
Hits.....	4, 6x, last at Austin Peay (4/28/21)
Doubles.....	2, 4x, last at Murray State (4/9/21)
Triples.....	1, 5x, last vs. Tennessee Tech (4/17/21)
Home Runs.....	2, vs. Valparaiso (3/13/22)
RBI.....	6, at UT Martin (3/6/20)
Stolen Bases.....	1, 8x, last at Austin Peay (4/28/21)

**10 Lincoln Andrews****2022 Season-Highs**

At-Bats.....	6, at Dallas Baptist (2/18/22)
Runs.....	3, at Austin Peay (4/2/22)
Hits.....	3, at Austin Peay (4/2/22)
Doubles.....	1, 4x, last at Saint Louis (3/29/22)
Triples.....	-
Home Runs.....	3, at Austin Peay (4/2/22)
RBI.....	4, at Austin Peay (4/2/22)
Stolen Bases.....	-

**Career-Highs**

At-Bats.....	6, at Dallas Baptist (2/18/22)
Runs.....	3, at Austin Peay (4/2/22)
Hits.....	4, at Austin Peay (4/28/21)
Doubles.....	1, 12x, last at Saint Louis (3/29/22)
Triples.....	1, at UT Martin (3/7/20)
Home Runs.....	3, at Austin Peay (4/2/22)
RBI.....	4, at Austin Peay (4/2/22)
Stolen Bases.....	-

**11 Ben Palmer****2022 Season/Career-Highs**

At-Bats.....	5, 2x, last at Arkansas State (3/8/22)
Runs.....	3, vs. Valparaiso (3/13/22)
Hits.....	2, 2x last at Indiana State (3/16/22)
Doubles.....	1, 2x, last vs. SIUE (3/25/22)
Triples.....	1, vs. Valparaiso (3/13/22)
Home Runs.....	1, 3x, last at Austin Peay (4/3/22)
RBI.....	4, vs. Valparaiso (3/13/22)
Stolen Bases.....	1, 4x, last vs. Valparaiso (3/13/22)



# SOUTHEAST MISSOURI BASEBALL NOTES

**MURRAY STATE // APR. 8-10**

## 12 Andrew Keck

2022 Season-Highs

At-Bats.....6, 2x, last at Arkansas State (3/8/22)  
Runs.....4, vs. Saint Louis (3/1/22)  
Hits.....4, vs. Saint Louis (3/1/22)  
Doubles.....2, at Arkansas State (3/8/22)  
Triples.....-  
Home Runs.....1, 5x last vs. SIUE (3/27/22)  
RBI.....7, vs. Saint Louis (3/1/22)  
Stolen Bases.....2, vs. Saint Louis (2/18/22)

Career-Highs

At-Bats.....6, 4x, last at Arkansas State (3/8/22)  
Runs.....4, vs. Saint Louis (3/1/22)  
Hits.....4, 3x, last vs. Saint Louis (3/1/22)  
Doubles.....2, 2x, last vs. Eastern Kentucky (5/8/21)  
Triples.....1, 2x, last vs. Tennessee Tech (4/17/21)  
Home Runs.....2, at Austin Peay (4/28/21)  
RBI.....3, 5x, last at Austin Peay (4/28/21)  
Stolen Bases.....2, 7x, last vs. Saint Louis (3/1/22)

## 14 Peyton Leeper

2022 Season-Highs

At-Bats.....6, vs. Valparaiso (3/13/22)  
Runs.....3, 2x, last at Arkansas State (3/8/22)  
Hits.....3, at Austin Peay (4/3/22)  
Doubles.....1, 5x, last at Austin Peay (4/3/22)  
Triples.....-  
Home Runs.....1, 6x, last vs. Arkansas State (4/5/22)  
RBI.....4, vs. Valparaiso (3/13/22)  
Stolen Bases.....1, vs. Valparaiso (3/13/22)

Career-Highs

At-Bats.....6, vs. Valparaiso (3/13/22)  
Runs.....3, 3x, last at Arkansas State (3/8/22)  
Hits.....3, at Austin Peay (4/3/22)  
Doubles.....1, 13x, last at Austin Peay (4/3/22)  
Triples.....1, 4x, last vs. Eastern Kentucky (5/8/21)  
Home Runs.....1, 6x, last vs. Arkansas State (4/5/22)  
RBI.....4, vs. Valparaiso (3/13/22)  
Stolen Bases.....1, 7x, last vs. Valparaiso (3/13/22)

## 15 Joseph Karall

2022 Season-Highs

Innings Pitched.....11, at Indiana State (3/15/22)  
Fewest Hits.....-  
Most Hits.....3, at Indiana State (3/15/22)  
Fewest Runs.....-  
Most Runs.....2, at Indiana State (3/15/22)  
Fewest Walks.....0, at Indiana State (3/15/22)  
Strikeouts.....-

Career-Highs

Innings Pitched.....11, at Indiana State (3/15/22)  
Fewest Hits.....0, at Arkansas (2/26/21)  
Most Hits.....3, 2x, last at Indiana State (3/15/22)  
Fewest Runs.....0, 2x, last at Arkansas (2/27/21)  
Most Runs.....7, vs. Southern Illinois (3/24/21)  
Fewest Walks.....0, 3x, last at Indiana State (3/15/22)  
Strikeouts.....1, at Arkansas (2/27/21)

## 16 Wyatt Grant

2022 Season/Career-Highs

At-Bats.....3, vs. Valparaiso (3/13/22)  
Runs.....1, vs. Bellarmine (2/27/22)  
Hits.....1, vs. Valparaiso (3/13/22)  
Doubles.....-  
Triples.....-  
Home Runs.....-  
RBI.....-  
Stolen Bases.....-

## 17 Josh Cameron

2022 Season/Career-Highs

At-Bats.....-  
Runs.....-  
Hits.....-  
Doubles.....-  
Triples.....-  
Home Runs.....-  
RBI.....-  
Stolen Bases.....-

## 18 Noah Niznik

2022 Season-Highs

Innings Pitched.....6.0, 2x, last at Austin Peay (4/3/22)  
Fewest Hits.....5, 3x last at SIUE (3/26/22)  
Most Hits.....7, at Missouri State (3/19/22)  
Fewest Runs.....1, 2x, last vs. SIUE (3/26/22)  
Most Runs.....5, 2x, last vs. Valparaiso (3/13/22)  
Fewest Walks.....0, vs. SIUE (3/26/22)  
Strikeouts.....7, at Austin Peay (4/2/22)

Career-Highs

Innings Pitched.....7.0, 4x, last vs. Austin Peay (3/20/21)  
Fewest Hits.....2, vs. Purdue Fort Wayne (3/2/19)  
Most Hits.....8, 4x, last at Murray State (4/9/21)  
Fewest Runs.....0, 4x, last vs. Ohio (2/29/20)  
Most Runs.....7, 3x, last vs. Jacksonville State (4/3/21)  
Fewest Walks.....0, 7x, last vs. SIUE (3/26/22)  
Strikeouts.....7, 3x, last at Austin Peay (4/2/22)

## 19 Spencer Parker

2022 Season/Career-Highs

At-Bats.....4, 2x, last at Saint Louis (3/29/22)  
Runs.....1, 2x, last vs. Valparaiso (3/13/22)  
Hits.....2, at Saint Louis (3/28/22)  
Doubles.....1, at Indiana State (3/16/22)  
Triples.....-  
Home Runs.....-  
RBI.....1, 2x, last at Saint Louis (3/29/22)  
Stolen Bases.....-

## 20 Jason Rackers

2022 Season/Career-Highs

Innings Pitched.....6.0, 2x, last vs. SIUE (3/25/22)  
Fewest Hits.....3, at Dallas Baptist (2/19/22)  
Most Hits.....6, 3x, last at Austin Peay (4/1/22)  
Fewest Runs.....1, 3x, last vs. SIUE (3/25/22)  
Most Runs.....7, vs. Bradley (3/5/22)  
Fewest Walks.....0, at Dallas Baptist (2/19/22)  
Strikeouts.....6, 4x, last vs. Valparaiso (3/25/22)

## 21 Joel Vaske

2022 Season/Career-Highs

At-Bats.....5, 3x last vs. Bradley (3/5/22)  
Runs.....2, vs. Valparaiso (3/13/22)  
Hits.....2, 4x, last vs. Valparaiso (3/13/22)  
Doubles.....1, 3x, last at Missouri State (3/19/22)  
Triples.....-  
Home Runs.....1, 3x, last vs. Bradley (3/5/22)  
RBI.....3, 2x, last vs. Bradley (3/5/22)  
Stolen Bases.....1, 5x, last at Austin Peay (4/3/22)

## 22 Jeb Callaghan

2022 Season-Highs

Innings Pitched.....1.2, at Indiana State (3/15/22)  
Fewest Hits.....0, vs. Valparaiso (3/13/22)  
Most Hits.....2, vs. Arkansas State (4/5/22)  
Fewest Runs.....0, 2x, last at Indiana State (3/15/22)  
Most Runs.....4, vs. Arkansas State (4/5/22)  
Fewest Walks.....0, at Indiana State (3/15/22)  
Strikeouts.....2, vs. Valparaiso (3/13/22)

## 23 Brett Graber

2022 Season-Highs

At-Bats.....6, at Arkansas State (3/8/22)  
Runs.....3, vs. Valparaiso (3/13/22)  
Hits.....3, 2x, last vs. Valparaiso (3/13/22)  
Doubles.....2, vs. Bradley (3/4/22)  
Triples.....1, 2x, last vs. Arkansas State (4/5/22)  
Home Runs.....1, 3x, last vs. Valparaiso (3/13/22)  
RBI.....3, 3x, last vs. Arkansas State (4/5/22)  
Stolen Bases.....1, 5x, last at Austin Peay (4/3/22)

Career-Highs

At-Bats.....6, at Arkansas State (3/8/22)  
Runs.....3, vs. Valparaiso (3/13/22)  
Hits.....3, 2x, last vs. Valparaiso (3/13/22)  
Doubles.....2, vs. Bradley (3/4/22)  
Triples.....1, 2x, last vs. Arkansas State (4/5/22)  
Home Runs.....1, 3x, last vs. Valparaiso (3/13/22)  
RBI.....3, 3x, last vs. Arkansas State (4/5/22)  
Stolen Bases.....1, 5x, last at Austin Peay (4/3/22)

## 24 Fischer Rausch

2022 Season-Highs

Innings Pitched.....1.0, at Indiana State (3/15/22)  
Fewest Hits.....0, at Dallas Baptist (2/20/22)  
Most Hits.....1, 2x last at Missouri State (3/20/22)  
Fewest Runs.....0, 2x, last at Indiana State (3/15/22)  
Most Runs.....1, 2x, last at Missouri State (3/20/22)  
Fewest Walks.....0, 2x, last at Missouri State (3/20/22)  
Strikeouts.....1, at Dallas Baptist (2/20/22)

Career-Highs

Innings Pitched.....2.0, 3x, last at Belmont (4/30/21)  
Fewest Hits.....0, 3x, last at Dallas Baptist (2/20/22)  
Most Hits.....2, at Eastern Illinois (3/27/21)  
Fewest Runs.....0, 10x, last at Indiana State (3/15/22)  
Most Runs.....2, 2x, last vs. Murray State (5/29/21)  
Fewest Walks.....0, 10x, last at Missouri State (3/20/22)  
Strikeouts.....5, vs. Illinois State (3/6/21)

## 25 Ethan Osborne

2022 Season/Career-Highs

Innings Pitched.....2.0, at Indiana State (3/15/22)  
Fewest Hits.....0, vs. Saint Louis (3/1/22)  
Most Hits.....6, at Missouri State (3/19/22)  
Fewest Runs.....0, 4x, last vs. Arkansas State (4/5/22)  
Most Runs.....5, at Missouri State (3/19/22)  
Fewest Walks.....0, 5x, last vs. Arkansas State (4/5/22)  
Strikeouts.....4, at Indiana State (3/15/22)

## 26 Collin Wilma

2022 Season-Highs

Innings Pitched.....-  
Fewest Hits.....-  
Most Hits.....-  
Fewest Runs.....-  
Most Runs.....-  
Fewest Walks.....-  
Strikeouts.....-

Career-Highs

Innings Pitched.....7.1, vs. Ohio (2/29/20)  
Fewest Hits.....1, 3x, last at Belmont (5/1/21)  
Most Hits.....9, at UT Martin (3/8/20)  
Fewest Runs.....0, 2x, last at Belmont (5/1/21)  
Most Runs.....7, at UT Martin (3/8/20)  
Fewest Walks.....0, 3x, last at Eastern Illinois (3/27/21)  
Strikeouts.....6, 2x, last at Murray State (4/10/21)



**27 Austin Williams**

## 2022 Season-Highs

Innings Pitched.....5.0, vs. Valparaiso (3/13/22)  
 Fewest Hits.....0, vs. SIUE (3/26/22)  
 Most Hits.....7, Bellarmine (2/26/22)  
 Fewest Runs.....0, 8x, last at Austin Peay (4/3/22)  
 Most Runs.....5, vs. Bellarmine (2/27/22)  
 Fewest Walks.....0, 7x, last at Austin Peay (4/3/22)  
 Strikeouts.....7, vs. Valparaiso (3/13/22)

## Career-Highs

Innings Pitched.....5.0, vs. Valparaiso (3/13/22)  
 Fewest Hits.....0, 2x, last vs. SIUE (3/26/22)  
 Most Hits.....7, vs. Southern Mississippi (6/5/21)  
 Fewest Runs.....0, 17x, last at Austin Peay (4/3/22)  
 Most Runs.....6, vs. Southern Mississippi (6/5/21)  
 Fewest Walks.....0, 21x, last at Austin Peay (4/3/22)  
 Strikeouts.....7, vs. Valparaiso (3/13/22)

**28 Anthony Klein**

## 2022 Season/Career-Highs

Innings Pitched.....3.2, at Saint Louis (3/29/22)  
 Fewest Hits.....0, 4x, last at Austin Peay (4/2/22)  
 Most Hits.....1, 2x, last vs. Bradley (3/4/22)  
 Fewest Runs.....0, 5x, last vs. Arkansas State (4/5/22)  
 Most Runs.....1, 2x, last vs. Bradley (3/4/22)  
 Fewest Walks.....0, 4x, last at Austin Peay (4/2/22)  
 Strikeouts.....5, at Saint Louis (3/29/22)

**30 Tommy Windt**

## 2022 Season/Career-Highs

Innings Pitched.....5.0, at Austin Peay (4/3/22)  
 Fewest Hits.....0, vs. Bradley (3/5/22)  
 Most Hits.....8, at Missouri State (3/20/22)  
 Fewest Runs.....0, 2x, last vs. Bradley (3/5/22)  
 Most Runs.....7, at Missouri State (3/20/22)  
 Fewest Walks.....0, 4x, last vs. SIUE (3/27/22)  
 Strikeouts.....6, vs. SIUE (3/27/22)

**31 Blake Cisneros**

## 2022 Season-Highs

Innings Pitched.....2.0, vs. SIUE (3/27/22)  
 Fewest Hits.....0, 7x, last vs. Arkansas State (4/5/22)  
 Most Hits.....3, at Arkansas State (3/8/22)  
 Fewest Runs.....0, 8x, last vs. Arkansas State (4/5/22)  
 Most Runs.....2, at Austin Peay (4/2/22)  
 Fewest Walks.....0, 8x, last vs. Arkansas State (4/5/22)  
 Strikeouts.....3, vs. Bradley (3/5/22)

## Career-Highs

Innings Pitched.....3.0, 2x, last vs. Austin Peay (3/24/19)  
 Fewest Hits.....0, 28x, last vs. Arkansas State (4/5/22)  
 Most Hits.....6, vs. Purdue Fort Wayne (3/1/19)  
 Fewest Runs.....0, 30x, last vs. Arkansas State (4/5/22)  
 Most Runs.....3, 5x, last at Murray State (4/10/21)  
 Fewest Walks.....0, 36x, last vs. Arkansas State (4/5/22)  
 Strikeouts.....5, vs. McKendree (4/23/19)

**32 Connery O'Donnell**

## 2022 Season-Highs

Innings Pitched.....-  
 Fewest Hits.....-  
 Most Hits.....-  
 Fewest Runs.....-  
 Most Runs.....-  
 Fewest Walks.....-  
 Strikeouts.....-

## Career-Highs

Innings Pitched.....11, 2x, last at Arkansas (2/28/21)  
 Fewest Hits.....0, 2x, last vs. Southern Illinois (3/24/21)  
 Most Hits.....2, at Arkansas (2/28/21)  
 Fewest Runs.....0, vs. Southern Illinois (3/24/21)  
 Most Runs.....2, at Arkansas (2/28/21)  
 Fewest Walks.....1, 2x, last vs. Southern Illinois (3/24/21)  
 Strikeouts.....1, 2x, last vs. Southern Illinois (3/24/21)

**33 Bryce Grossius**

## 2022 Season-Highs

Innings Pitched.....4.0, 2x, last vs. Arkansas State (4/5/22)  
 Fewest Hits.....2, 2x, last at Saint Louis (3/29/22)  
 Most Hits.....7, vs. Bellarmine (2/26/22)  
 Fewest Runs.....0, 2x, last vs. Arkansas State (4/5/22)  
 Most Runs.....6, 2x, last at Missouri State (3/20/22)  
 Fewest Walks.....1, 4x, last vs. Arkansas State (4/5/22)  
 Strikeouts.....6, at Dallas Baptist (2/18/22)

## Career-Highs

Innings Pitched.....6.0, vs. Eastern Kentucky (5/7/21)  
 Fewest Hits.....0, 10x, last at Arkansas State (3/3/20)  
 Most Hits.....9, vs. Murray State (5/28/21)  
 Fewest Runs.....0, 15x, last vs. Arkansas State (3/16/22)  
 Most Runs.....7, vs. Illinois State (3/6/21)  
 Fewest Walks.....0, 15x, last vs. UT Martin (5/21/21)  
 Strikeouts.....7, vs. UT Martin (5/21/21)

**34 Alex Esker**

## 2022 Season/Career-Highs

Innings Pitched.....3.0, at Saint Louis (3/29/22)  
 Fewest Hits.....0, 2x, last vs. Valparaiso (3/12/22)  
 Most Hits.....2, at Missouri State (3/20/22)  
 Fewest Runs.....0, 3x, last at Saint Louis (3/29/22)  
 Most Runs.....2, at Missouri State (3/20/22)  
 Fewest Walks.....1, 3x, last at Missouri State (3/20/22)  
 Strikeouts.....1, 2x, last at Missouri State (3/20/22)

**35 Ryan Malzahn**

## 2022 Season/Career-Highs

At-Bats.....4, at Dallas Baptist (2/19/22)  
 Runs.....1, 2x, last vs. Bradley (3/4/22)  
 Hits.....1, at Dallas Baptist (2/19/22)  
 Doubles.....1, at Dallas Baptist (2/19/22)  
 Triples.....-  
 Home Runs.....-  
 RBI.....1, at Dallas Baptist (2/19/22)  
 Stolen Bases.....-

**36 Weston Brockhouse**

## 2022 Season/Career-Highs

Innings Pitched.....-  
 Fewest Hits.....-  
 Most Hits.....-  
 Fewest Runs.....-  
 Most Runs.....-  
 Fewest Walks.....-  
 Strikeouts.....-

**37 Hunter Ralls**

## 2022 Season-Highs

Innings Pitched.....5.0, vs. Bradley (3/4/22)  
 Fewest Hits.....0, vs. SIUE (3/26/22)  
 Most Hits.....6, vs. Bradley (3/4/22)  
 Fewest Runs.....0, 2x, last vs. SIUE (3/26/22)  
 Most Runs.....4, 2x, last at Indiana State (3/16/22)  
 Fewest Walks.....0, 3x, last vs. SIUE (3/26/22)  
 Strikeouts.....5, 2x, last vs. Valparaiso (3/12/22)

## Career-Highs

Innings Pitched.....5.0, 2x, last vs. Bradley (3/4/22)  
 Fewest Hits.....0, 3x, last vs. SIUE (3/26/21)  
 Most Hits.....6, 2x, last vs. Bradley (3/4/22)  
 Fewest Runs.....0, 9x, last vs. SIUE (3/26/22)  
 Most Runs.....6, at Arkansas (2/28/21)  
 Fewest Walks.....0, 9x, last vs. SIUE (3/26/22)  
 Strikeouts.....5, 2x, last vs. Valparaiso (3/12/22)

**38 Hayden Malenfant**

## 2022 Season-Highs

Innings Pitched.....1.0, at Missouri State (3/20/22)  
 Fewest Hits.....0, at Missouri State (3/20/22)  
 Most Hits.....1, at Dallas Baptist (2/20/22)  
 Fewest Runs.....0, 2x, last at Missouri State (3/20/22)  
 Most Runs.....-  
 Fewest Walks.....1, at Missouri State (3/20/22)  
 Strikeouts.....2, at Missouri State (3/20/22)

## Career-Highs

Innings Pitched.....2.1, 2x, last at Eastern Illinois (3/27/21)  
 Fewest Hits.....0, 6x, last at UT Martin (4/13/21)  
 Most Hits.....4, 2x, last vs. Eastern Kentucky (5/8/21)  
 Fewest Runs.....0, 10x, last at Missouri State (3/20/22)  
 Most Runs.....5, vs. Southern Illinois (3/24/21)  
 Fewest Walks.....0, 9x, last vs. UT Martin (5/21/21)  
 Strikeouts.....3, 2x, last at Austin Peay (4/28/21)

**6 Jakob Lewis**

## 2022 Season-Highs

At-Bats.....-  
 Runs.....-  
 Hits.....-  
 Doubles.....-  
 Triples.....-  
 Home Runs.....-  
 RBI.....-  
 Stolen Bases.....-

**44 Matt Perego**

## 2022 Season-Highs

Innings Pitched.....2.0, vs. Saint Louis (3/1/22)  
 Fewest Hits.....1, at Missouri State (3/20/22)  
 Most Hits.....5, at Dallas Baptist (2/20/22)  
 Fewest Runs.....0, 2x, last at Missouri State (3/20/22)  
 Most Runs.....4, at Dallas Baptist (2/20/22)  
 Fewest Walks.....0, 2x, last at Missouri State (3/20/22)  
 Strikeouts.....2, 2x, last at Indiana State (3/15/22)

## Career-Highs

Innings Pitched.....2.0, vs. Saint Louis (3/1/22)  
 Fewest Hits.....0, 4x, last at Murray State (4/10/21)  
 Most Hits.....5, at Dallas Baptist (2/20/22)  
 Fewest Runs.....0, 10x, last at Missouri State (3/20/22)  
 Most Runs.....4, at Dallas Baptist (2/20/22)  
 Fewest Walks.....0, 11x, last at Missouri State (3/20/22)  
 Strikeouts.....2, 4x, last at Indiana State (3/15/22)

**45 Tanner Mueller**

## 2022 Season/Career-Highs

Innings Pitched.....-  
 Fewest Hits.....-  
 Most Hits.....-  
 Fewest Runs.....-  
 Most Runs.....-  
 Fewest Walks.....-  
 Strikeouts.....-

**55 Noah Stone**

## 2022 Season/Career-Highs

Innings Pitched.....1.0, 2x, last at Indiana State (3/15/22)  
 Fewest Hits.....1, vs. Saint Louis (3/1/22)  
 Most Hits.....3, at Indiana State (3/15/22)  
 Fewest Runs.....-  
 Most Runs.....2, 2x, last at Indiana State (3/15/22)  
 Fewest Walks.....0, at Indiana State (3/15/22)  
 Strikeouts.....1, at Indiana State (3/15/22)



## SOUTHEAST MISSOURI BASEBALL NOTES

**MURRAY STATE // APR. 8-10**

### Game-by-Game Starting Lineups

Opponent	P	C	1B	2B	3B	SS	LF	CF	RF	DH
Dallas Baptist	Grossius	Keck	Andrews	Palmer	Leeper	Wilber	Mason	Graber	Vaske	Stauss
Dallas Baptist	Niznik	Keck	Andrews	Palmer	Leeper	Wilber	Mason	Graber	Malzahn	Stauss
Dallas Baptist	Williams	Keck	Andrews	Palmer	Leeper	Wilber	Mason	Graber	Vaske	Sperling
Bellarmine	Grossius	Keck	Andrews	Palmer	Leeper	Wilber	Mason	Graber	Vaske	Stauss
Bellarmine	Niznik	Keck	Andrews	Sperling	Leeper	Wilber	Mason	Graber	Vaske	Stauss
Bellarmine	Williams	Grant	Andrews	Sperling	Leeper	Wilber	Mason	Graber	Malzahn	Stauss
Saint Louis	Windt	Keck	Andrews	Palmer	Leeper	Wilber	Mason	Graber	Vaske	Sperling
Bradley	Grossius	Keck	Andrews	Palmer	Leeper	Wilber	Mason	Graber	Vaske	Sperling
Bradley	Rackers	Keck	Andrews	Palmer	Leeper	Wilber	Mason	Graber	Vaske	Sperling
Bradley	Niznik	Stauss	Andrews	Sperling	Leeper	Wilber	Mason	Graber	Vaske	Keck
Arkansas State	Grossius	Keck	Andrews	Palmer	Leeper	Wilber	Mason	Graber	Vaske	Sperling
Valparaiso	Rackers	Keck	Andrews	Palmer	Leeper	Wilber	Mason	Graber	Vaske	Sperling
Valparaiso	Niznik	Keck	Andrews	Palmer	Leeper	Wilber	Mason	Graber	Vaske	Sperling
Valparaiso	Windt	Grant	Andrews	Palmer	Leeper	Wilber	Mason	Graber	Vaske	Keck
Indiana State	Osborne	Keck	Andrews	Palmer	Leeper	Wilber	Mason	Graber	Vaske	Stauss
Indiana State	Ralls	Keck	Andrews	Palmer	Leeper	Wilber	Mason	Graber	Vaske	Parker
Missouri State	Rackers	Stauss	Andrews	Palmer	Leeper	Wilber	Mason	Graber	Vaske	Parker
Missouri State	Niznik	Grant	Andrews	Palmer	Leeper	Wilber	Mason	Graber	Vaske	Malzahn
Missouri State	Windt	Stauss	Andrews	Palmer	Leeper	Wilber	Mason	Graber	Vaske	Keck
SIU Edwardsville	Rackers	Keck	Andrews	Palmer	Leeper	Wilber	Mason	Graber	Vaske	Stauss
SIU Edwardsville	Niznik	Keck	Andrews	Palmer	Leeper	Wilber	Mason	Graber	Vaske	Stauss
SIU Edwardsville	Windt	Keck	Andrews	Palmer	Leeper	Wilber	Mason	Graber	Vaske	Grant
Saint Louis	Grossius	Keck	Andrews	Palmer	Leeper	Wilber	Mason	Graber	Vaske	Parker
Austin Peay	Rackers	Keck	Andrews	Palmer	Leeper	Wilber	Mason	Graber	Vaske	Parker
Austin Peay	Niznik	Keck	Andrews	Palmer	Leeper	Wilber	Mason	Graber	Vaske	Stauss
Austin Peay	Windt	Keck	Andrews	Palmer	Leeper	Wilber	Mason	Graber	Vaske	Stauss
Arkansas State	Grossius	Keck	Sperling	Palmer	Leeper	Wilber	Mason	Graber	Vaske	Stauss
Murray State										
Murray State										
Murray State										
Southern Illinois										
Tennessee Tech										
Tennessee Tech										
Tennessee Tech										
Ole Miss										
Morehead State										
Morehead State										
Morehead State										
Southern Illinois										
Belmont										
Belmont										
Belmont										
Missouri										
Oklahoma State										
Oklahoma State										
Oklahoma State										
Missouri State										
UT Martin										
UT Martin										
UT Martin										
Eastern Illinois										
Eastern Illinois										
Eastern Illinois										

# SOUTHEAST MISSOURI BASEBALL NOTES

MURRAY STATE // APR. 8-10



## Game-by-Game Hitting

Opponent	AB	R	H	RBI	2B	3B	HR	BB	IBB	SB	CS	HBP	SAC	SF	GDP	K	PQ	A	E	Avg
<b>Southeast Missouri</b>	<b>44</b>	<b>7</b>	<b>10</b>	<b>5</b>	<b>1</b>	<b>2</b>	<b>0</b>	<b>10</b>	<b>0</b>	<b>2</b>	<b>0</b>	<b>0</b>	<b>3</b>	<b>0</b>	<b>0</b>	<b>19</b>	<b>36</b>	<b>10</b>	<b>3</b>	<b>.227</b>
Dallas Baptist	48	6	12	6	2	0	1	4	0	3	0	0	0	0	1	12	36	11	3	.250
<b>Southeast Missouri</b>	<b>38</b>	<b>6</b>	<b>10</b>	<b>6</b>	<b>2</b>	<b>0</b>	<b>1</b>	<b>5</b>	<b>0</b>	<b>1</b>	<b>0</b>	<b>0</b>	<b>0</b>	<b>0</b>	<b>1</b>	<b>12</b>	<b>30</b>	<b>8</b>	<b>2</b>	<b>.244</b>
Dallas Baptist	39	5	10	4	1	0	2	3	0	0	1	0	1	0	0	11	30	11	0	.253
<b>Southeast Missouri</b>	<b>31</b>	<b>5</b>	<b>5</b>	<b>4</b>	<b>3</b>	<b>0</b>	<b>1</b>	<b>8</b>	<b>0</b>	<b>1</b>	<b>1</b>	<b>1</b>	<b>0</b>	<b>0</b>	<b>1</b>	<b>14</b>	<b>24</b>	<b>9</b>	<b>2</b>	<b>.221</b>
Dallas Baptist	37	13	14	13	3	1	4	9	1	7	1	0	0	1	0	10	27	7	1	.290
<b>Southeast Missouri</b>	<b>Canceled</b>	<b>-</b>	<b>-</b>	<b>-</b>	<b>-</b>	<b>-</b>	<b>-</b>	<b>-</b>	<b>-</b>	<b>-</b>	<b>-</b>	<b>-</b>	<b>-</b>	<b>-</b>	<b>-</b>	<b>-</b>	<b>-</b>	<b>-</b>	<b>-</b>	<b>-</b>
Kentucky	-	-	-	-	-	-	-	-	-	-	-	-	-	-	-	-	-	-	-	-
<b>Southeast Missouri</b>	<b>41</b>	<b>8</b>	<b>11</b>	<b>8</b>	<b>3</b>	<b>0</b>	<b>2</b>	<b>9</b>	<b>1</b>	<b>1</b>	<b>0</b>	<b>0</b>	<b>0</b>	<b>0</b>	<b>0</b>	<b>10</b>	<b>33</b>	<b>18</b>	<b>1</b>	<b>.234</b>
Bellarmine	45	7	13	7	3	0	2	6	1	2	0	1	0	0	1	9	30	9	1	.289
<b>Southeast Missouri</b>	<b>30</b>	<b>10</b>	<b>8</b>	<b>10</b>	<b>2</b>	<b>0</b>	<b>2</b>	<b>11</b>	<b>0</b>	<b>0</b>	<b>2</b>	<b>1</b>	<b>0</b>	<b>1</b>	<b>1</b>	<b>6</b>	<b>27</b>	<b>13</b>	<b>2</b>	<b>.239</b>
Bellarmine	34	2	7	2	1	0	0	4	0	1	0	1	0	0	2	3	24	5	3	.206
<b>Southeast Missouri</b>	<b>36</b>	<b>12</b>	<b>11</b>	<b>12</b>	<b>3</b>	<b>0</b>	<b>2</b>	<b>7</b>	<b>0</b>	<b>1</b>	<b>0</b>	<b>1</b>	<b>1</b>	<b>1</b>	<b>0</b>	<b>6</b>	<b>27</b>	<b>10</b>	<b>1</b>	<b>.250</b>
Bellarmine	37	8	9	6	0	2	0	10	0	4	0	0	0	0	0	12	24	5	3	.243
<b>Southeast Missouri</b>	<b>33</b>	<b>16</b>	<b>16</b>	<b>16</b>	<b>4</b>	<b>0</b>	<b>2</b>	<b>9</b>	<b>0</b>	<b>3</b>	<b>0</b>	<b>1</b>	<b>0</b>	<b>0</b>	<b>2</b>	<b>4</b>	<b>21</b>	<b>9</b>	<b>1</b>	<b>.281</b>
Saint Louis	24	5	5	5	2	0	1	5	0	0	0	1	0	2	1	5	18	9	2	.208
<b>Southeast Missouri</b>	<b>38</b>	<b>16</b>	<b>15</b>	<b>14</b>	<b>5</b>	<b>0</b>	<b>1</b>	<b>7</b>	<b>0</b>	<b>3</b>	<b>0</b>	<b>3</b>	<b>0</b>	<b>2</b>	<b>0</b>	<b>9</b>	<b>27</b>	<b>11</b>	<b>0</b>	<b>.296</b>
Bradley	37	7	12	7	2	0	3	4	0	1	1	1	0	0	1	8	24	6	1	.324
<b>Southeast Missouri</b>	<b>30</b>	<b>11</b>	<b>12</b>	<b>11</b>	<b>1</b>	<b>0</b>	<b>3</b>	<b>2</b>	<b>0</b>	<b>0</b>	<b>0</b>	<b>0</b>	<b>0</b>	<b>0</b>	<b>0</b>	<b>5</b>	<b>21</b>	<b>6</b>	<b>0</b>	<b>.305</b>
Bradley	35	5	6	5	3	0	1	4	0	0	0	0	0	0	0	12	24	3	2	.171
<b>Southeast Missouri</b>	<b>35</b>	<b>12</b>	<b>9</b>	<b>12</b>	<b>1</b>	<b>0</b>	<b>5</b>	<b>7</b>	<b>0</b>	<b>2</b>	<b>0</b>	<b>1</b>	<b>0</b>	<b>0</b>	<b>0</b>	<b>12</b>	<b>27</b>	<b>7</b>	<b>2</b>	<b>.301</b>
Bradley	29	8	10	8	3	0	2	3	0	0	1	0	0	0	0	10	18	5	0	.345
<b>Southeast Missouri</b>	<b>40</b>	<b>14</b>	<b>11</b>	<b>11</b>	<b>5</b>	<b>0</b>	<b>2</b>	<b>13</b>	<b>0</b>	<b>5</b>	<b>0</b>	<b>1</b>	<b>0</b>	<b>0</b>	<b>0</b>	<b>13</b>	<b>27</b>	<b>8</b>	<b>1</b>	<b>.298</b>
Arkansas State	36	6	9	6	1	0	1	1	0	0	0	0	0	1	0	7	27	4	3	.250
<b>Southeast Missouri</b>	<b>32</b>	<b>9</b>	<b>9</b>	<b>9</b>	<b>2</b>	<b>0</b>	<b>2</b>	<b>4</b>	<b>0</b>	<b>5</b>	<b>1</b>	<b>2</b>	<b>0</b>	<b>0</b>	<b>2</b>	<b>10</b>	<b>27</b>	<b>3</b>	<b>2</b>	<b>.297</b>
Valparaiso	34	1	7	1	0	0	0	5	0	0	0	1	0	0	1	12	24	11	3	.262
<b>Southeast Missouri</b>	<b>38</b>	<b>16</b>	<b>16</b>	<b>14</b>	<b>0</b>	<b>1</b>	<b>3</b>	<b>10</b>	<b>0</b>	<b>4</b>	<b>0</b>	<b>3</b>	<b>0</b>	<b>0</b>	<b>1</b>	<b>9</b>	<b>27</b>	<b>10</b>	<b>1</b>	<b>.307</b>
Valparaiso	35	6	8	6	2	0	2	5	0	0	1	0	0	0	1	10	24	8	2	.260
<b>Southeast Missouri</b>	<b>37</b>	<b>10</b>	<b>14</b>	<b>10</b>	<b>1</b>	<b>1</b>	<b>5</b>	<b>4</b>	<b>0</b>	<b>0</b>	<b>0</b>	<b>0</b>	<b>0</b>	<b>0</b>	<b>0</b>	<b>13</b>	<b>27</b>	<b>10</b>	<b>2</b>	<b>.312</b>
Valparaiso	38	8	12	7	1	1	1	3	0	0	1	0	0	0	0	10	24	9	0	.264
<b>Southeast Missouri</b>	<b>32</b>	<b>1</b>	<b>4</b>	<b>1</b>	<b>2</b>	<b>0</b>	<b>0</b>	<b>3</b>	<b>0</b>	<b>3</b>	<b>0</b>	<b>0</b>	<b>0</b>	<b>0</b>	<b>0</b>	<b>14</b>	<b>24</b>	<b>6</b>	<b>0</b>	<b>.301</b>
Indiana State	36	10	14	10	2	0	3	2	0	1	0	3	0	1	0	8	27	5	1	.389
<b>Southeast Missouri</b>	<b>33</b>	<b>4</b>	<b>7</b>	<b>4</b>	<b>1</b>	<b>0</b>	<b>1</b>	<b>2</b>	<b>0</b>	<b>0</b>	<b>1</b>	<b>1</b>	<b>0</b>	<b>0</b>	<b>0</b>	<b>8</b>	<b>25</b>	<b>14</b>	<b>3</b>	<b>.296</b>
Indiana State	36	5	10	5	2	0	1	2	0	0	0	1	0	0	0	5	27	7	1	.278
<b>Southeast Missouri</b>	<b>35</b>	<b>6</b>	<b>9</b>	<b>5</b>	<b>2</b>	<b>0</b>	<b>0</b>	<b>5</b>	<b>0</b>	<b>2</b>	<b>1</b>	<b>0</b>	<b>3</b>	<b>0</b>	<b>1</b>	<b>11</b>	<b>27</b>	<b>6</b>	<b>0</b>	<b>.294</b>
Missouri State	33	3	8	3	2	0	1	5	0	0	0	0	0	0	2	8	27	13	5	.242
<b>Southeast Missouri</b>	<b>34</b>	<b>3</b>	<b>8</b>	<b>2</b>	<b>1</b>	<b>0</b>	<b>1</b>	<b>2</b>	<b>0</b>	<b>0</b>	<b>0</b>	<b>0</b>	<b>1</b>	<b>0</b>	<b>1</b>	<b>7</b>	<b>24</b>	<b>8</b>	<b>0</b>	<b>.290</b>
Missouri State	38	9	17	8	5	0	0	2	0	1	0	0	0	0	1	6	27	7	1	.447
<b>Southeast Missouri</b>	<b>32</b>	<b>5</b>	<b>6</b>	<b>5</b>	<b>2</b>	<b>0</b>	<b>1</b>	<b>4</b>	<b>0</b>	<b>0</b>	<b>0</b>	<b>1</b>	<b>0</b>	<b>0</b>	<b>1</b>	<b>10</b>	<b>24</b>	<b>1</b>	<b>0</b>	<b>.286</b>
Missouri State	38	16	15	16	4	0	3	5	0	3	0	3	0	2	0	13	27	7	0	.395
<b>Southeast Missouri</b>	<b>25</b>	<b>2</b>	<b>1</b>	<b>2</b>	<b>1</b>	<b>0</b>	<b>0</b>	<b>2</b>	<b>0</b>	<b>0</b>	<b>0</b>	<b>1</b>	<b>0</b>	<b>0</b>	<b>1</b>	<b>5</b>	<b>27</b>	<b>12</b>	<b>2</b>	<b>.277</b>
SIU Edwardsville	32	1	6	1	0	0	0	2	0	0	0	1	2	0	0	10	24	9	1	.188
<b>Southeast Missouri</b>	<b>25</b>	<b>2</b>	<b>4</b>	<b>2</b>	<b>1</b>	<b>0</b>	<b>0</b>	<b>1</b>	<b>0</b>	<b>0</b>	<b>0</b>	<b>1</b>	<b>1</b>	<b>0</b>	<b>3</b>	<b>7</b>	<b>27</b>	<b>9</b>	<b>0</b>	<b>.273</b>
SIU Edwardsville	32	1	5	1	2	0	0	1	0	0	0	1	0	0	0	4	24	13	1	.156
<b>Southeast Missouri</b>	<b>28</b>	<b>5</b>	<b>8</b>	<b>5</b>	<b>0</b>	<b>0</b>	<b>2</b>	<b>2</b>	<b>0</b>	<b>0</b>	<b>0</b>	<b>1</b>	<b>2</b>	<b>0</b>	<b>2</b>	<b>7</b>	<b>27</b>	<b>5</b>	<b>0</b>	<b>.273</b>
SIU Edwardsville	34	2	8	2	1	0	1	3	0	3	1	2	0	0	0	12	24	8	0	.235
<b>Southeast Missouri</b>	<b>32</b>	<b>4</b>	<b>7</b>	<b>4</b>	<b>2</b>	<b>0</b>	<b>0</b>	<b>3</b>	<b>0</b>	<b>2</b>	<b>0</b>	<b>1</b>	<b>1</b>	<b>0</b>	<b>1</b>	<b>6</b>	<b>27</b>	<b>5</b>	<b>1</b>	<b>.271</b>
Saint Louis	28	1	3	1	0	0	0	5	0	0	0	1	0	1	1	9	27	13	0	.107
<b>Southeast Missouri</b>	<b>32</b>	<b>3</b>	<b>6</b>	<b>3</b>	<b>0</b>	<b>0</b>	<b>0</b>	<b>1</b>	<b>0</b>	<b>1</b>	<b>1</b>	<b>0</b>	<b>1</b>	<b>1</b>	<b>0</b>	<b>9</b>	<b>24</b>	<b>9</b>	<b>0</b>	<b>.268</b>
Austin Peay	31	4	9	3	1	0	2	2	0	0	0	1	0	0	2	10	27	8	2	.290
<b>Southeast Missouri</b>	<b>35</b>	<b>7</b>	<b>11</b>	<b>7</b>	<b>0</b>	<b>0</b>	<b>4</b>	<b>3</b>	<b>0</b>	<b>0</b>	<b>1</b>	<b>1</b>	<b>0</b>	<b>0</b>	<b>2</b>	<b>8</b>	<b>24</b>	<b>10</b>	<b>0</b>	<b>.270</b>
Austin Peay	32	8	9	8	2	0	1	5	0	0	0	0	0	0	1	10	27	11	0	.281
<b>Southeast Missouri</b>	<b>36</b>	<b>6</b>	<b>12</b>	<b>6</b>	<b>1</b>	<b>0</b>	<b>4</b>	<b>3</b>	<b>0</b>	<b>2</b>	<b>2</b>	<b>0</b>	<b>1</b>	<b>0</b>	<b>0</b>	<b>10</b>	<b>27</b>	<b>8</b>	<b>0</b>	<b>.272</b>
Austin Peay	34	5	7	5	1	0	4	2	0	0	0	0	0	0	0	8	27	12	2	.206
<b>Southeast Missouri</b>	<b>34</b>	<b>8</b>	<b>9</b>	<b>8</b>	<b>2</b>	<b>1</b>	<b>2</b>	<b>1</b>	<b>0</b>	<b>2</b>	<b>1</b>	<b>1</b>	<b>0</b>	<b>0</b>	<b>0</b>	<b>10</b>	<b>27</b>	<b>11</b>	<b>0</b>	<b>.272</b>
Arkansas State	34	5	10	5	3	1	1	5	0	0	1	0	0	0	2	9	24	5	3	.294
<b>Southeast Missouri</b>																				
Murray State																				



## SOUTHEAST MISSOURI BASEBALL NOTES

**MURRAY STATE // APR. 8-10**

### Game-by-Game Hitting

Opponent	AB	R	H	RBI	2B	3B	HR	BB	IBB	SB	CS	HBP	SAC	SF	GDP	K	PO	A	E	Avg
----------	----	---	---	-----	----	----	----	----	-----	----	----	-----	-----	----	-----	---	----	---	---	-----

<b>Southeast Missouri</b>																				
---------------------------	--	--	--	--	--	--	--	--	--	--	--	--	--	--	--	--	--	--	--	--

Murray State																				
--------------	--	--	--	--	--	--	--	--	--	--	--	--	--	--	--	--	--	--	--	--

<b>Southeast Missouri</b>																				
---------------------------	--	--	--	--	--	--	--	--	--	--	--	--	--	--	--	--	--	--	--	--

Murray State																				
--------------	--	--	--	--	--	--	--	--	--	--	--	--	--	--	--	--	--	--	--	--

<b>Southeast Missouri</b>																				
---------------------------	--	--	--	--	--	--	--	--	--	--	--	--	--	--	--	--	--	--	--	--

Southern Illinois																				
-------------------	--	--	--	--	--	--	--	--	--	--	--	--	--	--	--	--	--	--	--	--

<b>Southeast Missouri</b>																				
---------------------------	--	--	--	--	--	--	--	--	--	--	--	--	--	--	--	--	--	--	--	--

Tennessee Tech																				
----------------	--	--	--	--	--	--	--	--	--	--	--	--	--	--	--	--	--	--	--	--

<b>Southeast Missouri</b>																				
---------------------------	--	--	--	--	--	--	--	--	--	--	--	--	--	--	--	--	--	--	--	--

Tennessee Tech																				
----------------	--	--	--	--	--	--	--	--	--	--	--	--	--	--	--	--	--	--	--	--

<b>Southeast Missouri</b>																				
---------------------------	--	--	--	--	--	--	--	--	--	--	--	--	--	--	--	--	--	--	--	--

Tennessee Tech																				
----------------	--	--	--	--	--	--	--	--	--	--	--	--	--	--	--	--	--	--	--	--

<b>Southeast Missouri</b>																				
---------------------------	--	--	--	--	--	--	--	--	--	--	--	--	--	--	--	--	--	--	--	--

Ole Miss																				
----------	--	--	--	--	--	--	--	--	--	--	--	--	--	--	--	--	--	--	--	--

<b>Southeast Missouri</b>																				
---------------------------	--	--	--	--	--	--	--	--	--	--	--	--	--	--	--	--	--	--	--	--

Morehead State																				
----------------	--	--	--	--	--	--	--	--	--	--	--	--	--	--	--	--	--	--	--	--

<b>Southeast Missouri</b>																				
---------------------------	--	--	--	--	--	--	--	--	--	--	--	--	--	--	--	--	--	--	--	--

Morehead State																				
----------------	--	--	--	--	--	--	--	--	--	--	--	--	--	--	--	--	--	--	--	--

<b>Southeast Missouri</b>																				
---------------------------	--	--	--	--	--	--	--	--	--	--	--	--	--	--	--	--	--	--	--	--

Morehead State																				
----------------	--	--	--	--	--	--	--	--	--	--	--	--	--	--	--	--	--	--	--	--

<b>Southeast Missouri</b>																				
---------------------------	--	--	--	--	--	--	--	--	--	--	--	--	--	--	--	--	--	--	--	--

Southern Illinois																				
-------------------	--	--	--	--	--	--	--	--	--	--	--	--	--	--	--	--	--	--	--	--

<b>Southeast Missouri</b>																				
---------------------------	--	--	--	--	--	--	--	--	--	--	--	--	--	--	--	--	--	--	--	--

Belmont																				
---------	--	--	--	--	--	--	--	--	--	--	--	--	--	--	--	--	--	--	--	--

<b>Southeast Missouri</b>																				
---------------------------	--	--	--	--	--	--	--	--	--	--	--	--	--	--	--	--	--	--	--	--

Belmont																				
---------	--	--	--	--	--	--	--	--	--	--	--	--	--	--	--	--	--	--	--	--

<b>Southeast Missouri</b>																				
---------------------------	--	--	--	--	--	--	--	--	--	--	--	--	--	--	--	--	--	--	--	--

Belmont																				
---------	--	--	--	--	--	--	--	--	--	--	--	--	--	--	--	--	--	--	--	--

<b>Southeast Missouri</b>																				
---------------------------	--	--	--	--	--	--	--	--	--	--	--	--	--	--	--	--	--	--	--	--

Missouri																				
----------	--	--	--	--	--	--	--	--	--	--	--	--	--	--	--	--	--	--	--	--

<b>Southeast Missouri</b>																				
---------------------------	--	--	--	--	--	--	--	--	--	--	--	--	--	--	--	--	--	--	--	--

Oklahoma State																				
----------------	--	--	--	--	--	--	--	--	--	--	--	--	--	--	--	--	--	--	--	--

<b>Southeast Missouri</b>																				
---------------------------	--	--	--	--	--	--	--	--	--	--	--	--	--	--	--	--	--	--	--	--

Oklahoma State																				
----------------	--	--	--	--	--	--	--	--	--	--	--	--	--	--	--	--	--	--	--	--

<b>Southeast Missouri</b>																				
---------------------------	--	--	--	--	--	--	--	--	--	--	--	--	--	--	--	--	--	--	--	--

Oklahoma State																				
----------------	--	--	--	--	--	--	--	--	--	--	--	--	--	--	--	--	--	--	--	--

<b>Southeast Missouri</b>																				
---------------------------	--	--	--	--	--	--	--	--	--	--	--	--	--	--	--	--	--	--	--	--

Missouri																				
----------	--	--	--	--	--	--	--	--	--	--	--	--	--	--	--	--	--	--	--	--

<b>Southeast Missouri</b>																				
---------------------------	--	--	--	--	--	--	--	--	--	--	--	--	--	--	--	--	--	--	--	--

UT Martin																				
-----------	--	--	--	--	--	--	--	--	--	--	--	--	--	--	--	--	--	--	--	--

<b>Southeast Missouri</b>																				
---------------------------	--	--	--	--	--	--	--	--	--	--	--	--	--	--	--	--	--	--	--	--

UT Martin																				
-----------	--	--	--	--	--	--	--	--	--	--	--	--	--	--	--	--	--	--	--	--

<b>Southeast Missouri</b>																				
---------------------------	--	--	--	--	--	--	--	--	--	--	--	--	--	--	--	--	--	--	--	--

UT Martin																				
-----------	--	--	--	--	--	--	--	--	--	--	--	--	--	--	--	--	--	--	--	--

<b>Southeast Missouri</b>																				
---------------------------	--	--	--	--	--	--	--	--	--	--	--	--	--	--	--	--	--	--	--	--

Eastern Illinois																				
------------------	--	--	--	--	--	--	--	--	--	--	--	--	--	--	--	--	--	--	--	--

<b>Southeast Missouri</b>																				
---------------------------	--	--	--	--	--	--	--	--	--	--	--	--	--	--	--	--	--	--	--	--

Eastern Illinois																				
------------------	--	--	--	--	--	--	--	--	--	--	--	--	--	--	--	--	--	--	--	--

<b>Southeast Missouri</b>																				
---------------------------	--	--	--	--	--	--	--	--	--	--	--	--	--	--	--	--	--	--	--	--

Eastern Illinois																				
------------------	--	--	--	--	--	--	--	--	--	--	--	--	--	--	--	--	--	--	--	--



# SOUTHEAST MISSOURI BASEBALL NOTES

## MURRAY STATE // APR. 8-10



### Game-by-Game Pitching

Opponent	IP	H	R	ER	BB	SO	2B	3B	HR	WP	BK	HBP	DP	IBB	Score	W-L	SV	ERA
<b>Southeast Missouri</b>	<b>12.0</b>	<b>12</b>	<b>6</b>	<b>5</b>	<b>4</b>	<b>12</b>	<b>2</b>	<b>0</b>	<b>1</b>	<b>3</b>	<b>2</b>	<b>0</b>	<b>1</b>	<b>0</b>	<b>7-6</b>	<b>1-0</b>	<b>0</b>	<b>3.75</b>
Dallas Baptist	12.0	10	7	5	10	19	1	2	0	2	0	0	0	0	6-7	0-1	0	3.75
<b>Southeast Missouri</b>	<b>10.0</b>	<b>10</b>	<b>5</b>	<b>5</b>	<b>3</b>	<b>11</b>	<b>1</b>	<b>0</b>	<b>2</b>	<b>2</b>	<b>0</b>	<b>0</b>	<b>0</b>	<b>0</b>	<b>6-5</b>	<b>2-0</b>	<b>1</b>	<b>4.09</b>
Dallas Baptist	10.0	10	6	6	5	12	2	0	1	1	0	0	1	0	5-6	0-2	0	4.50
<b>Southeast Missouri</b>	<b>8.0</b>	<b>14</b>	<b>13</b>	<b>12</b>	<b>9</b>	<b>10</b>	<b>3</b>	<b>1</b>	<b>4</b>	<b>0</b>	<b>0</b>	<b>0</b>	<b>0</b>	<b>1</b>	<b>5-13</b>	<b>2-1</b>	<b>1</b>	<b>6.60</b>
Dallas Baptist	9.0	5	5	5	8	14	3	0	1	1	0	1	1	0	13-5	1-2	0	4.65
<b>Southeast Missouri</b>	<b>Canceled</b>	<b>-</b>	<b>-</b>	<b>-</b>	<b>-</b>	<b>-</b>	<b>-</b>	<b>-</b>	<b>-</b>	<b>-</b>	<b>-</b>	<b>-</b>	<b>-</b>	<b>-</b>	<b>-</b>	<b>-</b>	<b>-</b>	<b>-</b>
Kentucky	-	-	-	-	-	-	-	-	-	-	-	-	-	-	-	-	-	-
<b>Southeast Missouri</b>	<b>11.0</b>	<b>13</b>	<b>7</b>	<b>7</b>	<b>6</b>	<b>9</b>	<b>3</b>	<b>0</b>	<b>2</b>	<b>1</b>	<b>0</b>	<b>1</b>	<b>1</b>	<b>1</b>	<b>8-7</b>	<b>3-1</b>	<b>1</b>	<b>6.37</b>
Bellarmine	10.0	11	8	6	9	10	3	0	3	2	0	0	0	1	7-8	1-5	0	5.40
<b>Southeast Missouri</b>	<b>9.0</b>	<b>7</b>	<b>2</b>	<b>1</b>	<b>4</b>	<b>3</b>	<b>1</b>	<b>0</b>	<b>0</b>	<b>0</b>	<b>0</b>	<b>1</b>	<b>2</b>	<b>0</b>	<b>10-2</b>	<b>4-1</b>	<b>1</b>	<b>5.40</b>
Bellarmine	8.0	8	10	7	11	6	2	0	2	0	0	1	0	0	2-10	1-6	0	7.88
<b>Southeast Missouri</b>	<b>9.0</b>	<b>9</b>	<b>8</b>	<b>8</b>	<b>10</b>	<b>12</b>	<b>0</b>	<b>2</b>	<b>0</b>	<b>2</b>	<b>1</b>	<b>0</b>	<b>0</b>	<b>0</b>	<b>12-8</b>	<b>5-1</b>	<b>1</b>	<b>5.80</b>
Bellarmine	8.0	11	12	11	7	6	3	0	2	2	0	1	0	0	8-12	1-7	0	12.38
<b>Southeast Missouri</b>	<b>7.0</b>	<b>5</b>	<b>5</b>	<b>4</b>	<b>5</b>	<b>5</b>	<b>2</b>	<b>0</b>	<b>1</b>	<b>0</b>	<b>0</b>	<b>1</b>	<b>1</b>	<b>0</b>	<b>16-5</b>	<b>6-1</b>	<b>1</b>	<b>5.73</b>
Saint Louis	6.0	16	16	14	9	4	4	0	2	4	0	1	2	0	5-16	1-5	0	21.00
<b>Southeast Missouri</b>	<b>9.0</b>	<b>12</b>	<b>7</b>	<b>7</b>	<b>4</b>	<b>8</b>	<b>2</b>	<b>0</b>	<b>3</b>	<b>2</b>	<b>0</b>	<b>1</b>	<b>1</b>	<b>0</b>	<b>16-7</b>	<b>7-1</b>	<b>1</b>	<b>5.76</b>
Bradley	8.0	15	16	15	7	9	5	0	1	3	0	3	0	0	7-16	3-4	0	16.88
<b>Southeast Missouri</b>	<b>7.0</b>	<b>10</b>	<b>8</b>	<b>8</b>	<b>3</b>	<b>10</b>	<b>3</b>	<b>0</b>	<b>2</b>	<b>0</b>	<b>0</b>	<b>0</b>	<b>0</b>	<b>0</b>	<b>11-8</b>	<b>8-1</b>	<b>2</b>	<b>6.15</b>
Bradley	6.0	12	11	11	2	5	1	0	3	1	0	0	0	0	8-11	3-5	0	16.50
<b>Southeast Missouri</b>	<b>9.0</b>	<b>6</b>	<b>5</b>	<b>4</b>	<b>4</b>	<b>12</b>	<b>3</b>	<b>0</b>	<b>1</b>	<b>0</b>	<b>0</b>	<b>0</b>	<b>0</b>	<b>0</b>	<b>12-5</b>	<b>9-1</b>	<b>2</b>	<b>5.93</b>
Bradley	8.0	9	12	8	7	12	1	0	5	0	0	1	0	0	5-12	3-6	0	9.00
<b>Southeast Missouri</b>	<b>9.0</b>	<b>9</b>	<b>6</b>	<b>5</b>	<b>1</b>	<b>7</b>	<b>1</b>	<b>0</b>	<b>1</b>	<b>3</b>	<b>0</b>	<b>0</b>	<b>0</b>	<b>0</b>	<b>14-6</b>	<b>10-1</b>	<b>2</b>	<b>5.85</b>
Arkansas State	9.0	11	14	10	13	13	5	0	2	2	0	1	0	0	6-14	4-6	0	10.00
<b>Southeast Missouri</b>	<b>9.0</b>	<b>7</b>	<b>1</b>	<b>1</b>	<b>5</b>	<b>12</b>	<b>0</b>	<b>0</b>	<b>0</b>	<b>2</b>	<b>0</b>	<b>1</b>	<b>1</b>	<b>0</b>	<b>9-1</b>	<b>11-1</b>	<b>2</b>	<b>5.45</b>
Valparaiso	8.0	9	9	8	4	10	2	0	2	0	0	2	2	0	1-9	5-4	0	9.35
<b>Southeast Missouri</b>	<b>9.0</b>	<b>8</b>	<b>6</b>	<b>6</b>	<b>5</b>	<b>10</b>	<b>2</b>	<b>0</b>	<b>2</b>	<b>1</b>	<b>0</b>	<b>0</b>	<b>1</b>	<b>0</b>	<b>16-6</b>	<b>12-1</b>	<b>2</b>	<b>5.49</b>
Valparaiso	8.0	16	16	14	10	9	0	1	3	2	0	3	2	0	6-16	5-5	0	9.82
<b>Southeast Missouri</b>	<b>9.0</b>	<b>12</b>	<b>8</b>	<b>7</b>	<b>3</b>	<b>10</b>	<b>1</b>	<b>1</b>	<b>1</b>	<b>0</b>	<b>0</b>	<b>0</b>	<b>0</b>	<b>0</b>	<b>10-8</b>	<b>13-1</b>	<b>2</b>	<b>5.60</b>
Valparaiso	8.0	14	10	10	4	13	1	1	5	0	0	0	0	0	8-10	5-6	0	9.92
<b>Southeast Missouri</b>	<b>8.0</b>	<b>14</b>	<b>10</b>	<b>10</b>	<b>2</b>	<b>8</b>	<b>2</b>	<b>0</b>	<b>3</b>	<b>1</b>	<b>1</b>	<b>3</b>	<b>1</b>	<b>0</b>	<b>1-10</b>	<b>13-2</b>	<b>2</b>	<b>5.93</b>
Indiana State	4	1	1	3	14	2	0	0	0	0	0	0	0	0	10-1	8-6	1	1.00
<b>Southeast Missouri</b>	<b>8.1</b>	<b>10</b>	<b>5</b>	<b>1</b>	<b>2</b>	<b>5</b>	<b>2</b>	<b>0</b>	<b>1</b>	<b>0</b>	<b>0</b>	<b>1</b>	<b>1</b>	<b>0</b>	<b>4-5</b>	<b>13-3</b>	<b>2</b>	<b>5.65</b>
Indiana State	9.0	7	4	1	2	8	1	0	1	0	0	1	0	0	5-4	9-6	0	1.00
<b>Southeast Missouri</b>	<b>9.0</b>	<b>8</b>	<b>3</b>	<b>3</b>	<b>5</b>	<b>8</b>	<b>2</b>	<b>0</b>	<b>1</b>	<b>1</b>	<b>1</b>	<b>0</b>	<b>2</b>	<b>0</b>	<b>6-3</b>	<b>14-3</b>	<b>3</b>	<b>5.49</b>
Missouri State	9.0	9	6	2	5	11	2	0	0	0	0	0	0	0	3-6	8-8	0	2.00
<b>Southeast Missouri</b>	<b>8.0</b>	<b>17</b>	<b>9</b>	<b>9</b>	<b>2</b>	<b>6</b>	<b>5</b>	<b>0</b>	<b>0</b>	<b>1</b>	<b>0</b>	<b>0</b>	<b>1</b>	<b>0</b>	<b>3-9</b>	<b>14-4</b>	<b>3</b>	<b>5.73</b>
Missouri State	9.0	8	3	3	2	7	1	0	1	1	0	0	0	0	9-3	9-8	0	3.00
<b>Southeast Missouri</b>	<b>8.0</b>	<b>15</b>	<b>16</b>	<b>16</b>	<b>5</b>	<b>13</b>	<b>4</b>	<b>0</b>	<b>3</b>	<b>0</b>	<b>0</b>	<b>2</b>	<b>0</b>	<b>0</b>	<b>5-16</b>	<b>14-5</b>	<b>3</b>	<b>6.31</b>
Missouri State	9.0	6	5	5	4	10	2	0	1	1	0	1	0	0	16-5	10-8	0	5.00
<b>Southeast Missouri</b>	<b>9.0</b>	<b>6</b>	<b>1</b>	<b>1</b>	<b>2</b>	<b>10</b>	<b>0</b>	<b>0</b>	<b>0</b>	<b>1</b>	<b>0</b>	<b>1</b>	<b>1</b>	<b>0</b>	<b>2-1</b>	<b>15-5</b>	<b>4</b>	<b>6.04</b>
SIU Edwardsville	8.0	1	2	2	2	5	1	0	0	0	0	1	0	0	1-2	10-9	0	2.25
<b>Southeast Missouri</b>	<b>9.0</b>	<b>5</b>	<b>1</b>	<b>1</b>	<b>1</b>	<b>4</b>	<b>2</b>	<b>0</b>	<b>0</b>	<b>0</b>	<b>0</b>	<b>1</b>	<b>0</b>	<b>0</b>	<b>2-1</b>	<b>16-5</b>	<b>5</b>	<b>5.80</b>
SIU Edwardsville	8.0	4	2	2	1	7	1	0	0	1	0	0	0	0	1-2	10-10	0	2.25
<b>Southeast Missouri</b>	<b>9.0</b>	<b>8</b>	<b>2</b>	<b>2</b>	<b>3</b>	<b>12</b>	<b>1</b>	<b>0</b>	<b>1</b>	<b>2</b>	<b>0</b>	<b>2</b>	<b>0</b>	<b>0</b>	<b>5-2</b>	<b>17-5</b>	<b>6</b>	<b>5.62</b>
SIU Edwardsville	8.0	8	5	5	2	7	0	0	2	0	0	1	0	0	2-5	10-11	0	5.63
<b>Southeast Missouri</b>	<b>9.0</b>	<b>3</b>	<b>1</b>	<b>1</b>	<b>5</b>	<b>9</b>	<b>0</b>	<b>0</b>	<b>0</b>	<b>0</b>	<b>0</b>	<b>1</b>	<b>1</b>	<b>0</b>	<b>4-1</b>	<b>18-5</b>	<b>6</b>	<b>5.42</b>
Saint Louis	9.0	7	4	4	3	6	2	0	0	0	0	1	0	0	1-4	12-10	0	4.00
<b>Southeast Missouri</b>	<b>8.0</b>	<b>9</b>	<b>4</b>	<b>4</b>	<b>2</b>	<b>10</b>	<b>1</b>	<b>0</b>	<b>2</b>	<b>0</b>	<b>0</b>	<b>1</b>	<b>2</b>	<b>0</b>	<b>3-4</b>	<b>18-6</b>	<b>6</b>	<b>5.38</b>
Austin Peay	9.0	6	3	3	1	9	0	0	0	2	0	0	0	0	4-3	9-18	0	3.00
<b>Southeast Missouri</b>	<b>8.0</b>	<b>9</b>	<b>8</b>	<b>8</b>	<b>5</b>	<b>10</b>	<b>2</b>	<b>0</b>	<b>1</b>	<b>3</b>	<b>0</b>	<b>0</b>	<b>1</b>	<b>0</b>	<b>7-8</b>	<b>18-7</b>	<b>6</b>	<b>5.51</b>
Austin Peay	9.0	11	7	7	3	8	0	0	4	0	0	1	0	0	8-7	10-18	1	7.00
<b>Southeast Missouri</b>	<b>9.0</b>	<b>7</b>	<b>5</b>	<b>5</b>	<b>2</b>	<b>8</b>	<b>1</b>	<b>0</b>	<b>4</b>	<b>0</b>	<b>0</b>	<b>0</b>	<b>0</b>	<b>0</b>	<b>6-5</b>	<b>19-7</b>	<b>7</b>	<b>5.49</b>
Austin Peay	9.0	12	6	6	3	10	1	0	4	2	0	0	0	0	5-6	10-19	0	6.00
<b>Southeast Missouri</b>	<b>9.0</b>	<b>10</b>	<b>5</b>	<b>5</b>	<b>5</b>	<b>9</b>	<b>3</b>	<b>1</b>	<b>1</b>	<b>1</b>	<b>0</b>	<b>0</b>	<b>2</b>	<b>0</b>	<b>8-5</b>	<b>19-7</b>	<b>7</b>	<b>5.49</b>
Arkansas State	8.0	9	8	4	1	10	2	1	2	1	0	1	0	0	5-8	5-21	0	4.50
<b>Southeast Missouri</b>																		
Murray State																		



# SOUTHEAST MISSOURI BASEBALL NOTES

## MURRAY STATE // APR. 8-10

### Game-by-Game Pitching

Opponent	IP	H	R	ER	BB	SO	2B	3B	HR	WP	BK	HBP	DP	IBB	Score	W-L	SV	ERA
<b>Southeast Missouri</b> Murray State																		
<b>Southeast Missouri</b> Murray State																		
<b>Southeast Missouri</b> Southern Illinois																		
<b>Southeast Missouri</b> Tennessee Tech																		
<b>Southeast Missouri</b> Tennessee Tech																		
<b>Southeast Missouri</b> Tennessee Tech																		
<b>Southeast Missouri</b> Ole Miss																		
<b>Southeast Missouri</b> Morehead State																		
<b>Southeast Missouri</b> Morehead State																		
<b>Southeast Missouri</b> Morehead State																		
<b>Southeast Missouri</b> Southern Illinois																		
<b>Southeast Missouri</b> Belmont																		
<b>Southeast Missouri</b> Belmont																		
<b>Southeast Missouri</b> Belmont																		
<b>Southeast Missouri</b> Missouri																		
<b>Southeast Missouri</b> Oklahoma State																		
<b>Southeast Missouri</b> Oklahoma State																		
<b>Southeast Missouri</b> Oklahoma State																		
<b>Southeast Missouri</b> Missouri State																		
<b>Southeast Missouri</b> UT Martin																		
<b>Southeast Missouri</b> UT Martin																		
<b>Southeast Missouri</b> UT Martin																		
<b>Southeast Missouri</b> Eastern Illinois																		
<b>Southeast Missouri</b> Eastern Illinois																		
<b>Southeast Missouri</b> Eastern Illinois																		

# SOUTHEAST MISSOURI BASEBALL NOTES

## MURRAY STATE // APR. 8-10



### Southeast Missouri's Record

Overall.....	20-7
At Home.....	14-0
On the Road.....	6-7
At Neutral Sites.....	0-0
Against Non-OVC Opponents.....	16-5
Against OVC Opponents.....	4-2
In Home OVC Games.....	3-0
In Away OVC Games.....	1-2
vs. Ranked Teams.....	2-1
In February.....	5-1
In March.....	13-4
In April.....	2-2
In May.....	0-0
On Mondays.....	0-0
On Tuesdays.....	4-1
On Wednesdays.....	0-1
On Thursdays.....	0-0
On Fridays.....	3-1
On Saturdays.....	7-2
On Sundays.....	6-2
In Day Games.....	16-6
In Night Games.....	4-1
In Extra Inning Games.....	3-0
When Redhawks Score First.....	6-4
When Opponents Score First.....	13-3
vs. Left-Handed Starter.....	5-2
vs. Right-Handed Starter.....	15-5
In 1-Run Games.....	6-3
In 2-Run Games.....	1-0
In 5+ Run Games.....	7-4
Shutouts.....	0-0
When Leading After Six Innings.....	13-2
When Trailing After Six Innings.....	4-5
When Tied After Six Innings.....	3-0
When Redhawks Starter Goes 6 or more Innings.....	3-1
When Redhawks Get 10 or more Hits.....	11-1
When Redhawks Outhit Opponents.....	13-1
When Redhawks Get Outhit.....	5-6
When Hits are Tied.....	2-0
When Scoring 0-2 Runs.....	2-1
When Scoring 3-5 Runs.....	2-5
When Scoring 6-9 Runs.....	7-1
When Scoring 10+ Runs.....	9-0
When Opponents Score 0-2 Runs.....	6-0
When Opponents Score 3-5 Runs.....	6-2
When Opponents Score 6-9 Runs.....	8-2
When Opponents Score 10+ Runs.....	0-3
Without Hitting a Home Run.....	5-2
When Hitting 1 Home Run.....	2-4
When Hitting 2+ Home Runs.....	13-1
Committing 0 Errors.....	7-5
Committing 1 Error.....	6-0
Committing 2+ Errors.....	7-2

### Honors & Awards

#### OVC Preseason Player of the Year

Tyler Wilber, SS

#### Preseason All-OVC

Jevon Mason, OF

#### OVC Player of the Week

Peyton Leeper, UT, Mar. 14

#### OVC Pitcher of the Week

Kyle Miller, RHP, Feb. 21



# SOUTHEAST MISSOURI BASEBALL NOTES

MURRAY STATE // APR. 8-10

## 2022 Season/Career Statistics

Record: 20-7 Home: 14-0 Away: 6-7 OVC: 4-2

Player	SEASON													CAREER													
	Avg	G-GS	AB	R	H	2B	3B	HR	RBI	BB	Hbp	SO	Sb-Att	Avg	G-GS	AB	R	H	2B	3B	HR	RBI	BB	Hbp	SO	Sb-Att	
12 KECK, Andrew	.337	25-25	104	20	35	8	0	5	28	8	0	22	7-10	.306	141-138	532	89	163	31	2	14	97	53	5	107	41-50	
1 MASON, Jevon	.324	27-27	111	36	36	6	2	7	21	21	0	28	11-13	.339	70-67	271	71	92	20	2	9	43	46	4	65	15-21	
9 WILBER, Tyler	.311	27-27	106	26	33	8	0	9	39	18	2	19	0-0	.371	151-151	585	127	217	47	6	20	140	88	15	77	8-13	
23 GRABER, Brett	.311	27-27	90	16	28	5	2	3	18	20	5	28	7-9	.321	44-30	109	22	35	7	2	3	18	22	5	36	7-10	
14 LEEPER, Peyton	.260	27-27	100	29	26	5	0	6	20	20	3	22	5-5	.225	87-83	285	64	64	15	4	6	34	52	13	73	11-15	
10 ANDREWS, Lincoln	.238	26-26	105	20	25	8	0	6	22	10	0	36	0-1	.233	82-74	287	38	67	16	1	9	47	16	2	82	0-1	
11 PALMER, Ben	.230	26-24	74	21	17	2	1	3	19	10	4	19	4-4	.230	26-24	74	21	17	2	1	3	19	10	4	19	4-4	
21 VASKE, Joel	.218	27-25	87	16	19	3	0	3	14	14	4	40	5-7	.218	27-25	87	16	19	3	0	3	14	14	4	40	5-7	
-----																											
19 PARKER, Spencer	.261	11-4	23	2	6	1	0	0	2	2	0	4	0-1	.261	11-4	23	2	6	1	0	0	2	2	0	4	0-1	
8 STAUSS, Ty	.245	18-13	49	11	12	0	0	5	6	4	1	11	0-0	.203	49-34	123	19	25	3	0	5	11	18	2	33	3-3	
5 SPERLING, Danny	.238	18-11	42	8	10	1	0	0	6	8	1	11	1-1	.243	43-29	107	16	26	3	0	1	15	16	3	20	2-2	
16 GRANT, Wyatt	.100	8-4	10	1	1	0	0	0	0	3	1	7	0-0	.100	8-4	10	1	1	0	0	0	0	3	1	7	0-0	
35 MALZAHN, Ryan	.077	9-3	13	2	1	1	0	0	1	0	1	6	0-0	.077	9-3	13	2	1	1	0	0	1	0	1	6	0-0	
28 KLEIN, Anthony	.000	1-0	1	0	0	0	0	0	0	0	0	0	0-0	.000	1-0	1	0	0	0	0	0	0	0	0	0	0-0	
30 WINDT, Tommy	.000	1-0	1	0	0	0	0	0	0	0	0	1	0-0	.000	1-0	1	0	0	0	0	0	0	0	0	1	0-0	
Totals	.272	27-27	916	208	249	48	5	47	196	138	22	254	40-51														
Opponents	.270	27-27	946	157	255	49	5	37	151	107	17	243	26-34														

(All games Sorted by Earned run avg)

Player	SEASON													CAREER												
	ERA	W-L	App	GS	CG	Sho	Sv	IP	H	R	ER	BB	SO	ERA	W-L	App	GS	CG	Sho	Sv	IP	H	R	ER	BB	SO
20 RACKERS, Jason	4.54	3-0	7	5	0	0	0	33.2	34	17	17	14	34	4.54	3-0	7	5	0	0	0	33.2	34	17	17	14	34
18 NIZNIK, Noah	6.10	1-0	7	7	0	0	0	31.0	40	22	21	12	25	5.56	9-10	38	35	3	1	0	171.2	198	116	106	64	123
30 WINDT, Tommy	7.90	3-1	9	5	0	0	0	27.1	31	25	24	10	33	7.90	3-1	9	5	0	0	0	27.1	31	25	24	10	33
38 MALENFANT, Hayden	0.00	0-0	2	0	0	0	0	1.2	1	0	0	3	2	6.08	1-1	18	0	0	0	0	23.2	25	19	16	12	18
7 MILLER, Kyle	1.46	3-2	12	0	0	0	6	24.2	17	6	4	8	29	3.08	7-4	32	5	1	0	11	76.0	71	31	26	23	81
28 KLEIN, Anthony	1.93	1-0	8	0	0	0	0	9.1	3	2	2	4	15	1.93	1-0	8	0	0	0	0	9.1	3	2	2	4	15
34 ESKER, Alex	2.84	0-0	4	0	0	0	0	6.1	3	2	2	6	2	2.84	0-0	4	0	0	0	0	6.1	3	2	2	6	2
27 WILLIAMS, Austin	3.55	3-1	12	2	0	0	2	25.1	26	11	10	9	27	4.98	5-4	34	3	0	0	8	65.0	76	38	36	21	66
31 CISNEROS, Blake	3.75	2-0	13	0	0	0	0	12.0	8	6	5	7	15	5.73	6-6	63	2	0	0	2	70.2	70	51	45	37	68
37 RALLS, Hunter	5.06	3-2	9	1	0	0	0	21.1	24	16	12	8	14	5.55	6-4	28	6	0	0	1	60.0	69	44	37	28	48
24 RAUSCH, Fischer	7.71	0-0	4	0	0	0	0	2.1	2	2	2	5	1	3.93	0-0	17	0	0	0	0	18.1	13	8	8	12	27
33 GROSSIUS, Bryce	7.88	0-0	8	6	0	0	0	24.0	32	23	21	13	26	6.62	6-3	49	15	0	0	0	107.1	131	91	79	50	100
22 CALLAGHAN, Jeb	9.00	0-0	3	0	0	0	0	4.0	3	4	4	4	4	9.00	0-0	3	0	0	0	0	4.0	3	4	4	4	4
44 PEREGO, Matt	10.80	0-0	4	0	0	0	0	5.0	10	6	6	2	5	7.13	0-0	16	0	0	0	0	17.2	26	14	14	9	15
25 OSBORNE, Ethan	11.57	1-1	6	1	0	0	0	7.0	14	9	9	1	10	11.57	1-1	6	1	0	0	0	7.0	14	9	9	1	10
15 KARRALL, Joseph	13.50	0-0	1	0	0	0	0	1.1	3	2	2	0	0	33.00	0-0	5	0	0	0	0	3.0	10	11	11	5	1
55 STONE, Noah	18.00	0-0	2	0	0	0	0	2.0	4	4	4	1	1	18.00	0-0	2	0	0	0	0	2.0	4	4	4	1	1
Totals	5.48	20-7	27	27	0	0	8	238.1	255	157	145	107	243													
Opponents	6.82	7-20	27	27	1	0	2	231.0	249	208	175	138	254													