



## 2022 SOUTHEAST MISSOURI SOFTBALL

### Eastern Illinois (21-17, 6-5) vs. Southeast Missouri (17-13, 6-3)

Games  
**31-33**



### Schedule

#### Follow the Redhawks

**Video**.....None  
**Live Stats**.....SEMORedhawks.com  
**Twitter**.....@SEMOSoftball

**Dates**.....Saturday-Sunday, April 9-10  
**Series Schedule**.....Saturday - 2 p.m., CT  
Sunday - 12 p.m., CT (DH)  
**Location**.....Cape Girardeau, Mo.  
**Facility**.....SE Softball Complex (600)  
**Series History**.....SEMO leads, 45-39  
**Last Meeting**.....EIU 5, SEMO 1  
(Apr. 3, 2021 | Cape Girardeau, Mo.)

**Head Coach**.....Mark Redburn (196-160 at SEMO; 91-64 OVC). Tara Archibald (57-46 at EIU; 22-19 OVC).

#### Strategic Communications

Jeff Honza, Assistant Director of Athletics  
**Office Phone**.....(573) 651-2933  
**Mobile**.....(618) 528-1145  
**Email**.....redhawk1@me.com

#### February (5-5)

11	vs. Alabama A&M !	W, 13-0 (5)
11	at Southeastern Louisiana !	L, 2-6
12	vs. Nicholls !	W, 13-5 (5)
12	at Southeastern Louisiana !	L, 5-6
13	vs. Nicholls !	W, 5-2
18	vs. Central Michigan @	W, 6-0
18	vs. Bellarmine @	L, 3-4
19	at Western Kentucky @	L, 3-4 (8)
19	vs. Central Michigan @	W, 12-4 (5)
20	at Western Kentucky @	L, 4-5
25	vs. Louisville \$	Canceled
25	at Arkansas \$	Canceled
26	at Arkansas \$	Canceled
26	vs. Kansas \$	Canceled
27	vs. Nebraska \$	Canceled

#### March (9-8, 0-0 OVC)

2	at Ole Miss	L, 4-7
4	vs. College of Charleston &	W, 5-4 (11)
4	at Lipscomb &	W, 7-1
5	vs. College of Charleston &	W, 3-2
5	vs. Dayton &	W, 10-6
6	at Lipscomb &	L, 0-2
13	vs. Missouri State ^	L, 8-10
13	vs. Wichita State ^	L, 0-14 (5)
14	at Kansas ^	L, 0-8 (5)
15	at Kansas City	W, 7-1
15	vs. Iowa	W, 4-3
19	<b>Tennessee State*</b>	<b>W, 9-1 (6)</b>
20	<b>Tennessee State* (DH)</b>	<b>W, 6-0; W, 11-3 (5)</b>
23	<b>Southern Illinois</b>	<b>Canceled</b>
26	at Tennessee Tech* (DH)	L, 3-5; L, 4-5 (10)
27	at Tennessee Tech*	L, 0-2
30	at Southern Illinois	Canceled

#### April (3-0, 3-0 OVC)

2	<b>Morehead State*</b>	<b>W, 4-0</b>
3	<b>Morehead State* (DH)</b>	<b>W, 12-2 (5); W, 8-0 (5)</b>
6	at UT Martin* (DH)	Canceled
9	<b>Eastern Illinois*</b>	<b>2 p.m.</b>
10	<b>Eastern Illinois* (DH)</b>	<b>12 p.m.</b>
12	at Arkansas (DH)	TBA
15	at Austin Peay*	4 p.m.
16	at Austin Peay* (DH)	12 p.m.
23	at Murray State*	3 p.m.
24	at Murray State* (DH)	1 p.m.
27	<b>UT Martin* (DH)</b>	<b>2 p.m.</b>
30	at SIU Edwardsville*	12 p.m.

#### May (0-0, 0-0 OVC)

1	at SIU Edwardsville* (DH)	12 p.m.
7	<b>Belmont*</b>	<b>4 p.m.</b>
8	<b>Belmont* (DH)</b>	<b>12 p.m.</b>
11-14	OVC Tournament (Oxford, Ala.)	TBA

All times Central and Subject to Change;  
Home Games in **Bold**; \* - Denotes Ohio Valley  
Conference Game; ! - Lion Classic (Hammond, La.); @ - Hilltopper  
Classic (Bowling Green, Ky.); \$ - Razorback Invitational (Fayetteville, Ark.); & - Purple and Gold Classic (Nashville, Tenn.);  
^ - Kansas Tournament (Lawrence, Kan.)

#### Redhawks Host Eastern Illinois

Southeast Missouri (17-13, 6-3) will host Eastern Illinois (21-17, 6-5) in Ohio Valley Conference action this weekend. SEMO and EIU will play a single game at 2 p.m. Saturday followed by a 12 p.m., CT doubleheader Sunday.

#### Follow the Redhawks

Live stats for this weekend's series are available at SEMORedhawks.com. Twitter updates provided @SEMOSoftball.

#### Series History

Saturday's series-opener marks the 85th meeting between Southeast Missouri and Eastern Illinois. SEMO won four of the last five games of the series and goes for its second-straight series win against EIU after taking two of three from the Panthers in Cape Girardeau a year ago.

#### Eight of Eleven

The Redhawks won eight of their last 11 games. Southeast Missouri is 6-0 in Cape Girardeau this season with series sweeps against Tennessee State (Mar. 19-20) and Morehead State (Apr. 2-3). SEMO is currently third in the Ohio Valley Conference standings with a 6-3 mark.

#### Anderson Named OVC Player of the Week

Southeast Missouri outfielder Kaylee Anderson claimed her first career Ohio Valley Conference Player of the Week honor on Apr. 4. A native of Warrenton, Missouri, Anderson hit .667 (6-for-9) with two grand slams, five runs scored and 10 RBI to lead SEMO to a series sweep of Morehead State (Apr. 2-3). She recorded two hits in all three games of

the series and hit a grand slam in consecutive at-bats while finishing with a career-best eight RBI in game two. Anderson also boasted a 1.333 slugging percentage and .700 on-base percentage against the Eagles. UT Martin's Erin Gallagher (Pitcher of the Week) rounded out the week's honorees.

#### Walk it Off

The Redhawks came on strong in their final two games of the Morehead State series to earn back-to-back walk-off wins in five innings. In game two, Southeast Missouri scored five runs in the bottom of the fifth and ended things with a walk-off grand slam by Kaylee Anderson. In game three, the Redhawks scored five runs in the bottom of the fifth inning again to polish off a 8-0 shutout. In all, SEMO has six run-rule victories in five innings this season. The Redhawks outscored their opponents, 69-14, in those contests. Four of those wins came in Ohio Valley Conference play.

#### Six OVC Wins

Southeast Missouri (6-3) is tied for second in the league with six Ohio Valley Conference wins. Murray State (9-2) and Belmont (9-2) are tied for first, while SEMO, Tennessee Tech



**Southeast Missouri** or **SEMO** is the preferred reference for Southeast Missouri State University athletic teams. Southeastern Missouri State is not an acceptable reference.



(6-5) and Eastern Illinois (6-5) follow. The Redhawks host EIU this weekend.

## Keep on Scoring

So far in Ohio Valley Conference play, Southeast Missouri is outscoring opponents by a +39 margin (57-18). SEMO is outscoring its foes by a combined 38-9 between the second (13-1), third (10-5) and fifth (15-3) innings.

## Rook Reaches 50 Wins

Rachel Rook went 2-0 and did not allow a run in seven innings during two appearances and one start vs. Morehead State (Apr. 2-3). Rook registered 15 strikeouts and walked only two in that span. She also combined on a two-hit shutout with Paytience Holman in Southeast Missouri's series-opening win. Rook (50-26) became just the seven pitcher in program history to get 50 or more career wins. She joined Tracie Eudaley (79, 1984-87), Debbie Schmelz (62, 1996-99), Alice Marler (59, 1990-92), Elaine Fischer (54, 2005-08), Chris Engelhardt (54, 1996-99) and Sara Reichert (51, 1994-97) on that list.

## Seeing Double

Kynzie Wrigley doubled in all three of her at-bats in Southeast Missouri's 12-2 win over Morehead State (Apr. 3). Wrigley's three doubles marked a career-high. She is now tied for first on the team with six doubles this season.

## Second in the OVC

Kaylee Anderson ranks second in the Ohio Valley Conference with a .447 batting average through 30 games. Anderson is just two points behind Austin Peay's Lexi Osowski (.449). She also rates among OVC leaders in slugging percentage (3rd, .765), on-base percentage (2nd, .520), runs (t8th, 28), hits (t9th, 38), RBI (t8th, 25), home runs (t4th, 7) and total bases (t5th, 65). Nationally, Anderson is 22nd in batting average.

## Great Home Start

Southeast Missouri is off to a perfect 6-0 start at home. SEMO won its first six home games of a season for the first time under Head Coach Mark Redburn. It is the Redhawks best start at home since it started the 1997 campaign at 10-0.

## OVC Openers

With its 9-1 win over Tennessee State (Mar. 19), Southeast Missouri improved to 20-10 all-time in league-opening games. The Redhawks started OVC action with a win for the ninth time in the last 12 seasons. SEMO is the reigning back-to-back OVC Champion.

## Strong OVC Opening Weekend

Southeast Missouri swept its home-opening Ohio Valley Conference series for the second-straight season when it beat Tennessee State (Mar. 19-20), 9-1, 6-0, 11-3, last weekend. All teams either swept or were swept in the first weekend of league action. SEMO, Murray State, UT Martin, Belmont and Eastern Illinois completed series sweeps, while Tennessee Tech, Austin Peay, TSU, SIU Edwardsville and Morehead State were swept.

## Rook Breaks SEMO Career Strikeout Record

Rachel Rook broke Southeast Missouri's all-time career strikeout record during her team's series sweep of Tennessee State (Mar. 19-20). Entering the series, Rook needed 13 strikeouts to get the record. She recorded all of those in game one after giving up just two hits and walking two to go along with her 13 Ks in six innings. Rook, who now has 530 strikeouts, surpassed Elaine Fischer's previous record of 501 (2005-08).

## Wrigley Earns Co-OVC Player of the Week Honors

Sophomore infielder Kynzie Wrigley was named Co-Ohio Valley Conference Player of the Week on Mar. 21 earning the first OVC weekly honor of her career. Wrigley hit .400 (6-for-15) with nine runs scored, two doubles a pair of home runs and seven RBI to lead Southeast Missouri to a 5-1 record last week. Wrigley hit her first home run of the season at Kansas City (Mar. 15), where she went 2-for-4 with three runs and two RBI. She also recorded two hits and two RBI vs. Tennessee State (Mar. 20), and hit her other home run, a three-run shot, vs. the Tigers. Additionally, Wrigley hit a leadoff double and scored the tying run in the top of the seventh inning during SEMO's come-from-behind win over Iowa (Mar. 15). SIU Edwardsville's Grace Lueke (Co-Player), Eastern Illinois' Alexa Remeier (Co-Pitcher)

## 2022 OVC Standings (as of Apr. 6)

School	Conference				Overall			
	W	L	T	Pct.	W	L	T	Pct.
Murray State	9	2	0	.818	25	10	0	.714
Belmont	9	2	0	.818	18	9	0	.667
<b>Southeast Missouri</b>	<b>6</b>	<b>3</b>	<b>0</b>	<b>.667</b>	<b>17</b>	<b>13</b>	<b>0</b>	<b>.567</b>
UT Martin	5	4	0	.556	20	12	0	.625
Tennessee Tech	6	5	0	.545	23	11	0	.676
Eastern Illinois	6	5	0	.545	21	17	0	.553
SIUE	5	6	0	.455	13	20	0	.394
Austin Peay	4	7	0	.364	17	18	0	.486
Tennessee State	2	9	0	.182	11	25	-0	.306
Morehead State	1	10	0	.091	2	25	0	.074

## This Week's Schedule

### Tuesday, April 5

Ole Miss 10, Tennessee State 0 (5)  
Ole Miss 17, Tennessee State 0 (5)  
Illinois 8, SIUE 0 (5)

### Wednesday, April 6

Eastern Illinois 13, Purdue Fort Wayne 8  
Eastern Illinois 3, Purdue Fort Wayne 2

### Saturday, April 9

UT Martin at Morehead State\* (2), 11 a.m.  
Austin Peay at Tennessee State\* (2), 1 p.m.  
Murray State at Belmont\* (2), 1 p.m.  
**Eastern Illinois at Southeast Missouri\*, 1 p.m.**  
SIUE at Tennessee Tech\* (2), 1 p.m.

### Sunday, April 10

UT Martin at Morehead State\*, 11 a.m.  
Austin Peay at Tennessee State\*, 1 p.m.  
Murray State at Belmont\*, 1 p.m.  
**Eastern Illinois at Southeast Missouri\*, 1 p.m.**  
SIUE at Tennessee Tech\*, 1 p.m.



and Murray State's Hannah James (Co-Pitcher) rounded out the week's winners.

## Lots of Long Balls

Southeast Missouri started Ohio Valley Conference play by hitting 13 home runs in nine games. SEMO hit nine home runs alone during its sweep of Tennessee State (Mar. 19-20). The Redhawks closed out the series with a season-best five round-trippers in the finale. SEMO unloaded to hit four home runs in the second inning to blow by the Tigers, 11-3, in game three. The Redhawks now have 22 home runs through 30 games this year.

## Holman Tosses Shutout

Paytience Holman threw her first shutout of the season when she went the distance in a 6-0 victory over Tennessee State (Mar. 20). Holman recorded a season-high eight strikeouts and allowed five hits. She also did not give up a walk in her seven-inning gem. Holman tossed two shutouts this year.

## Two-Home Run Games

Paige Halliwill and Kat Sackett, who were teammates at Marshall University before transferring to Southeast Missouri, each hit two home runs on the same day. In the Redhawks doubleheader sweep of Tennessee State (Mar. 20), Halliwill hit two bombs in game two and Sackett did the same prior to that in game one. Kaylee Anderson became the third Redhawk to hit two homers in a game when she had a pair of grand slams vs. Morehead State (Apr. 3). Anderson (7), Halliwill (5) and Sackett (2) combined for 14 of Southeast Missouri's round-trippers this season.

## OVC Strikeout Leader

Rachel Rook leads the Ohio Valley Conference with 130 strikeouts for an average of 9.9 per seven innings. Rook currently ranks 33rd in the nation in strikeouts. She is over 100 strikeouts in a season for the second year in a row.

## Coming Up on 200 SEMO Wins

After recently getting his 400th career win as a head coach, Mark Redburn now stands just four wins away from picking up his 200th career victory as Southeast Missouri's skipper. The reigning back-to-back Ohio Valley

Conference Coach of the Year, Redburn holds a 196-160 record in eight years at SEMO.

## Redhawks Upend Iowa

Down 3-2 in the top of the seventh inning, Kynzie Wrigley hit a leadoff double to rally Southeast Missouri to its come-from-behind win over Big Ten Conference member Iowa (Mar. 15). After Kaylee Anderson walked, Tori Bradley doubled down the left field line and Wrigley scored the tying run. After a pitching change, Anderson touched home on a wild pitch for the winning run. SEMO beat a Big Ten opponent for the first time in 21 years. Its last win over a Big Ten school was in 2001 (vs. Indiana).

## Back-to-Back Champions

Preseason Ohio Valley Conference favorite and reigning back-to-back regular-season champion Southeast Missouri has won 26 of its last 35 games in league play. SEMO is 26-9 in that span with a program record 23 conference wins in 2021 (23-6). The Redhawks posted nine series wins against league opponents since the start of the 2021 campaign.

## Pena Hits First Career Home Run

Infielder Chelsy Pena hit her first career home run as part of Southeast Missouri's four-home run second inning vs. Tennessee State (Mar. 20). Pena has played in a total of 108 games during her Redhawk career.

## Grand Slamboree

Southeast Missouri has hit three grand slams this 2022 season. Center fielder Paige Halliwill hit her first career grand slam vs. Missouri State (Mar. 13). Kaylee Anderson then hit a

grand slam in consecutive at-bats against Morehead State (Apr. 3).

## 800th NCAA Division I Win

Southeast Missouri picked up its 800th win as an NCAA Division I program when it beat Kansas City, 7-1, on Mar. 15. SEMO first moved to the Division I ranks in 1991-92. The Redhawks are 807-730-2 all-time as an NCAA Division I program.

## Every Game Starters

Kaylee Anderson and Paige Halliwill have started all 30 games for Southeast Missouri this season. Anderson made 29 starts in right field and one as designated hitter. Halliwill started every game in center field.

## Redhawks Win Purple & Gold Challenge

Southeast Missouri won the Lipscomb Purple & Gold Challenge with a 4-1 record last week. Southeast Missouri beat Charleston, 5-4, 3-2, defeated tournament host Lipscomb, 7-1, and took care of Dayton, 10-6. It was SEMO's first tournament win of the season.

## Tournament Play Wrap

The Redhawks went 9-9 in tournament play this season. Southeast Missouri went 0-3 at the Jayhawk Invitational (Mar. 13-14), 3-2 at the Lion Classic (Feb. 11-13) in Hammond, Louisiana, 2-3 at the Hilltopper Classic (Feb. 18-20) in Bowling Green, Kentucky and 4-1 at the Purple & Gold Challenge (Mar. 4-6) in Nashville, Tennessee. SEMO won the Purple & Gold Challenge.

## Touch 'Em All Wrigley

Kynzie Wrigley became the fifth Redhawk to hit a home run this season when she smashed her first round-tripper at Kansas City (Mar. 15). The homer marked the third of Wrigley's career. Kaylee Anderson, Aubrie Shore, Alyson Tucker and Paige Halliwill also homered for Southeast Missouri this year.

## Holman Returns

Right-hander Paytience Holman returned from injury at the Purple & Gold Challenge (Mar. 4-6). Holman went 1-1 with a 1.05 ERA and one save in three appearances and two starts. She struck out nine in 13.1 innings, allowing just two earned runs. Holman threw a complete game victory with four strikeouts in her first start of the season at Lipscomb (Mar. 4).

## Midweek Games

Southeast Missouri is 2-1 so far in midweek games this season. SEMO beat Kansas City (7-1) and Iowa (4-3) on Mar 15, and fell to Ole Miss (7-4) on Mar. 2. All of those games were away from home.



## Rook Throws No-Hitter

Rachel Rook threw a no-hitter and struck out 12 to lead Southeast Missouri to a 6-0 win over Central Michigan (Feb. 18). At the time, Rook tossed the ninth non-combined no-hitter in NCAA Division I softball this season. She retired 20-straight prior to Shannon Stein's two-out walk in the top of the seventh inning. Stein was CMU's only baserunner of the game as Rook was perfect through 6.2 frames. She recorded the second-no-hitter of her career and first seven-inning no-hitter as a Redhawk.

## OVC Pitcher of the Week

Rachel Rook was voted Ohio Valley Conference Pitcher of the Week on Feb. 21. A native of Republic, Missouri, Rook threw a no-hitter with 12 strikeouts in Southeast Missouri's win over Central Michigan (Feb. 18). She tossed two complete games and struck out 25 in 19 innings en route to going 2-1 at the Western Kentucky Hilltopper Classic (Feb. 18-20).

## Division I Debuts

Tori Bradley, Aubrie Shore, Sydney Dennis, Tatum Gerwitz, Kileigh Grisham and Delaney Kell made their NCAA Division I softball debuts with Southeast Missouri this season. Shore (2nd) and Bradley (3rd) are currently among SEMO's top three hitters with .340 and .319 batting averages. Shore has started 20 games as a freshman thus far.

## Over 10 Strikeouts

Rachel Rook had double-digit strikeouts in five of her starts this season. Rook matched a career-high 15 vs. Nicholls (Feb. 13). She also had 12 strikeouts against both Alabama A&M (Feb. 11) and Central Michigan (Feb. 18), and 13 vs. Tennessee State (Mar. 19). Rook is the Ohio Valley Conference's strikeout leader with 130 through 22 appearances and 15 starts.

## Roster Talk

Southeast Missouri has a 22-member roster predominantly full of underclassmen, including nine sophomores and eight freshmen. The Redhawks also have five returning position starters and two starting pitchers. Additionally, SEMO has a pair of veteran fifth-year seniors in reigning Ohio Valley Conference Pitcher of the Year Rachel Rook and outfielder Kaylee Anderson, the Redhawks second-leading home run hitter last season.

## First Inning Fun

Southeast Missouri is outscoring opponents 45-16 (+29) in the first inning through 30 games this season. SEMO put up seven or more runs in the first inning on three occasions.

## OVC Preseason-Favorite

The reigning back-to-back Ohio Valley Conference Champion softball team is the preseason favorite in the 2022 Ohio Valley Conference Preseason Poll. SEMO garnered 16 of the possible 20 first-place votes and accumulated 157 points in the overall voting by OVC Head Coaches and Communication Directors. Austin Peay (140 pts.), Murray State (121 pts.), Eastern Illinois (107 pts.) and UT Martin (107 pts.) rounded out the top five. SIU Edwardsville (82 pts.), Tennessee Tech (69 pts.), Belmont (63 pts.), Tennessee State (33 pts.) and Morehead State (21 pts.). SEMO is coming off a season where it went 30-17 overall en route to winning its second-straight and seventh overall OVC regular-season title. The Redhawks finished with a 23-6 record in league play with their 23 conference victories marking the most in program history. In the last two-plus seasons, SEMO put together an overall record of 121-60 and 55-18 mark in OVC play. Mark Redburn picked up his second OVC Coach of the Year accolade and Rachel Rook became only the second SEMO player in program history to win the league's coveted Pitcher of the Year honor. Rook returns for her final season in a Redhawk uniform after leading the OVC in wins (20), innings (163), strikeouts (196), shutouts (7) and opposing batting average (.191).

## Team 46

The 2022 campaign is the 46th season of Southeast Missouri softball. SEMO's softball program has an all-time record of 1,167-853-3. The Redhawks are 807-730-2 all-time since moving to the NCAA Division I ranks in 1992. SEMO has accumulated eighteen 30-win seasons, two 40-win campaigns, seven Ohio Valley Conference regular-season titles, six OVC Tournament crowns and two NCAA Tournament berths in its program history.

## 30-Win Seasons

Southeast Missouri registered over 30 wins in each of its last three complete seasons. The Redhawks went 30-17 en route to winning their second-straight Ohio Valley Conference regular-season title in 2021 and finished with a 33-20 record and fourth-place finish in the OVC in 2018. In 2019, SEMO set a program record in wins when it went 46-18 overall and won the OVC regular-season and tournament titles. The Redhawks also made the NCAA Tournament that year. SEMO has a total of 18 seasons with 30 or more wins in its program history.

## 2022 Schedule

Southeast Missouri has 56 games scheduled, including 15 at the Southeast Softball Complex this upcoming 2022 season. SEMO will play its first 23 contests outside of Cape Girardeau with trips to six different tournaments and a midweek visit to Southeastern Conference member Ole Miss (Mar. 2). The Redhawks will participate in the Southeastern Louisiana (Feb. 11-13), Western Kentucky (Feb. 18-19), Lipscomb (Mar. 4-6), Kansas (Mar. 11-13) and Kansas City (Mar. 15) tournaments. SEMO also has five teams which made the NCAA Tournament a year ago on its 2022 slate. Those opponents are Western Kentucky (Feb. 19), Arkansas (Apr. 12), Ole Miss (Mar. 2), Wichita State (Mar. 11) and Southern Illinois (Mar. 23, Mar. 30). The Redhawks will play a 28-game OVC schedule which opens with a three-game home series vs. Tennessee State (Mar. 19-20). Morehead State (Apr. 2-3), Eastern Illinois (Apr. 9-10), UT Martin (DH, Apr. 7) and Belmont (May 7-8) also come to Cape Girardeau this season. The road portion of SEMO's league schedule consists of trips to Tennessee Tech (Mar. 26-27), UT Martin (DH, Apr. 6), Austin Peay (Apr. 15-16), Murray State (Apr. 23-24) and SIU Edwardsville (Apr. 30-May 1). Postseason play will begin with the OVC Tournament, May 11-14, in Oxford, Alabama. This year marks the sixth where the tournament will be held at Choccolocco Park in Oxford.







## SOUTHEAST MISSOURI SOFTBALL NOTES // EASTERN ILLINOIS

### Numerical

No.	Name	Pos.	Ht.	B/T	Cl.	Hometown (High School/College)
1	Jillian Anderson	OF	5-4	L/L	So.	Rochester, Ill. (Rochester)
2	Paige Halliwill	OF	5-7	L/L	So.	Mogadore, Ohio (Mogadore/Marshall)
3	Kimmy Fleming	OF	5-7	L/R	So.	Park Hills, Mo. (Central)
4	Alyson Tucker	INF	5-5	R/R	Jr.	Farmington, Mo. (Farmington/Jefferson College)
5	Kileigh Grisham	INF	5-7	R/R	R-Fr.	Eureka, Mo. (Eureka)
6	Marisa Davis	P	5-4	L/L	Jr.	Kansas City, Mo. (Lee's Summit North)
7	Karsyn Davis	C	5-11	R/R	So.	Harrisburg, Ill. (Harrisburg)
8	Sydney Melton	C	5-8	R/R	Fr.	Eddyville, Ky. (Lyon County)
9	Rachel Rook	P	5-11	R/R	Sr.	Republic, Mo. (Republic)
10	Tatum Gerwitz	OF	5-9	L/R	Fr.	O'Fallon, Mo. (Fort Zumwalt West)
11	Tori Bradley	C	5-7	L/R	Fr.	Blue Springs, Mo. (Blue Springs South)
12	Emma Rote	P/UT	6-0	R/R	Fr.	Broken Arrow, Okla. (Broken Arrow)
14	Kaylee Anderson	OF/P	5-7	R/R	Sr.	Warrenton, Mo. (Warrenton)
15	Delaney Kell	P	5-6	R/R	Fr.	Salem, Ill. (Salem)
16	Abigail Rickermann	INF	5-6	L/R	So.	Festus, Mo. (Festus)
17	Kelby Robinson	OF	5-6	L/R	So.	Wentzville, Mo. (Holt)
18	Sydney Dennis	INF	5-5	L/R	Fr.	Eureka, Mo. (Eureka)
19	Paytience Holman	P	5-8	R/R	So.	Mexico, Mo. (Mexico)
20	Kat Sackett	C	6-0	L/L	So.	Erie, Colo. (Erie/Marshall)
21	Chelsy Pena	C	5-6	R/R	Jr.	Columbia, Ill. (Columbia)
24	Kynzie Wrigley	INF	5-3	L/R	So.	Mt. Zion, Ill. (Mt. Zion)
26	Aubrie Shore	INF	5-6	R/R	Fr.	Mahomet, Ill. (Mahomet-Seymour)

### Alphabetical

No.	Name	Pos.	Ht.	B/T	Cl.	Hometown (High School/College)
1	Jillian Anderson	OF	5-4	L/L	So.	Rochester, Ill. (Rochester)
14	Kaylee Anderson	OF/P	5-7	R/R	Sr.	Warrenton, Mo. (Warrenton)
11	Tori Bradley	C	5-7	L/R	Fr.	Blue Springs, Mo. (Blue Springs South)
7	Karsyn Davis	C	5-11	R/R	So.	Harrisburg, Ill. (Harrisburg)
6	Marisa Davis	P	5-4	L/L	Jr.	Kansas City, Mo. (Lee's Summit North)
18	Sydney Dennis	INF	5-5	L/R	Fr.	Eureka, Mo. (Eureka)
3	Kimmy Fleming	OF	5-7	L/R	So.	Park Hills, Mo. (Central)
10	Tatum Gerwitz	OF	5-9	L/R	Fr.	O'Fallon, Mo. (Fort Zumwalt West)
5	Kileigh Grisham	INF	5-7	R/R	R-Fr.	Eureka, Mo. (Eureka)
2	Paige Halliwill	OF	5-7	L/L	So.	Mogadore, Ohio (Mogadore/Marshall)
19	Paytience Holman	P	5-8	R/R	So.	Mexico, Mo. (Mexico)
15	Delaney Kell	P	5-6	R/R	Fr.	Salem, Ill. (Salem)
8	Sydney Melton	C	5-8	R/R	Fr.	Eddyville, Ky. (Lyon County)
21	Chelsy Pena	C	5-6	R/R	Jr.	Columbia, Ill. (Columbia)
16	Abigail Rickermann	INF	5-6	L/R	So.	Festus, Mo. (Festus)
17	Kelby Robinson	OF	5-6	L/R	So.	Wentzville, Mo. (Holt)
9	Rachel Rook	P	5-11	R/R	Sr.	Republic, Mo. (Republic)
12	Emma Rote	P/UT	6-0	R/R	Fr.	Broken Arrow, Okla. (Broken Arrow)
20	Kat Sackett	C	6-0	L/L	So.	Erie, Colo. (Erie/Marshall)
26	Aubrie Shore	INF	5-6	R/R	Fr.	Mahomet, Ill. (Mahomet-Seymour)
4	Alyson Tucker	INF	5-5	R/R	Jr.	Farmington, Mo. (Farmington/Jefferson College)
24	Kynzie Wrigley	INF	5-3	L/R	So.	Mt. Zion, Ill. (Mt. Zion)

**Head Coach:** Mark Redburn (Eighth Year/Missouri-St. Louis, 1993)

**Assistant Coaches:** Kristen Jones (Seventh Year/Augusta State, 2012); Matthew Guemmer (Third Year, Missouri, 2013)

**Volunteer Assistant Coach:** Ashley Ellis

**Student Manager:** Addison McMahan

### Roster Breakdown

Total Squad Members	22
Seniors	2
Juniors	3
Sophomores	9
Freshmen	8

### Pronunciation Guide

Tatum Gerwitz	GURR-witz
Emma Rote	Wrote

### Geographical Breakdown


Colorado	1
Kat Sackett	
Illinois	6
Jillian Anderson, Karsyn Davis, Delaney Kell, Chelsy Pena, Aubrie Shore, Kynzie Wrigley	
Kentucky	1
Sydney Melton	
Missouri	12
Kaylee Anderson, Tori Bradley, Marisa Davis, Sydney Dennis, Kimmy Fleming, Tatum Gerwitz, Kileigh Grisham, Paytience Holman, Abigail Rickermann, Kelby Robinson, Rachel Rook, Alyson Tucker	
Ohio	1
Paige Halliwill	
Oklahoma	1
Emma Rote	






1

**Jillian Anderson**  
OF / 5-4 / So. / L/L  
Rochester, Ill.



2

**Paige Halliwill**  
OF / 5-7 / So. / L/L  
Edwardsville, Ill.



3

**Kimmy Fleming**  
OF / 5-7 / So. / L/R  
Park Hills, Mo.




4

**Alyson Tucker**  
INF / 5-5 / Jr. / R/R  
Farmington, Mo.



5

**Kileigh Grisham**  
INF / 5-7 / R-Fr. / R/R  
Eureka, Mo.



6

**Marisa Davis**  
P / 5-4 / Jr. / L/L  
Kansas City, Mo.



7

**Karsyn Davis**  
C / 5-11 / So. / R/R  
Harrisburg, Ill.



8

**Sydney Melton**  
C / 5-8 / Fr. / R/R  
Eddyville, Ky.



9

**Rachel Rook**  
P / 5-11 / Sr. / R/R  
Republic, Mo.



10

**Tatum Gerwitz**  
OF / 5-9 / Fr. / L/R  
O'Fallon, Mo.



11

**Tori Bradley**  
C / 5-7 / Fr. / L/R  
Blue Springs, Mo.



12

**Emma Rote**  
P/UT / 6-0 / Fr. / R/R  
Broken Arrow, Okla.



14

**Kaylee Anderson**  
OF/P / 5-7 / Sr. / R/R  
Warrenton, Mo.




15

**Delaney Kell**  
P / 5-8 / Fr. / R/R  
Salem, Ill.



16

**Abigail Rickermann**  
INF / 5-6 / So. / L/R  
Festus, Mo.




17

**Kelby Robinson**  
OF / 5-6 / So. / L/R  
Wentzville, Mo.




18

**Sydney Dennis**  
INF / 5-5 / Fr. / L/R  
Eureka, Mo.



19

**Paytience Holman**  
P / 5-8 / So. / R/R  
Mexico, Mo.



20

**Kat Sackett**  
C / 6-0 / So. / L/L  
Erie, Colo.



21

**Chelsy Pena**  
C / 5-6 / Jr. / R/R  
Columbia, Ill.



24

**Kynzie Wrigley**  
INF / 5-3 / So. / L/R  
Mt. Zion, Ill.



26


**Aubrie Shore**  
INF / 5-6 / Fr. / R/R  
Mahomet, Ill.




**Mark Redburn**  
Head Coach  
Seventh Year




**Kristen Jones**  
Assistant Coach  
Sixth Year




**Matthew Guemmer**  
Assistant Coach  
Second Year



**Ashley Ellis**  
Volunteer Assistant  
Coach



**Addison McMahan**  
Student Manager



**Michael Hair**  
Athletic Trainer



## MARK REDBURN

### HEAD COACH

**M**ark Redburn enters his eighth year at Southeast Missouri which is coming off back-to-back Ohio Valley Conference regular-season titles and one OVC Tournament crown since 2019.

In the last two plus seasons, the Redhawks put together an overall record of 121-60 and 55-18 mark in OVC play. In seven years with Redburn at the helm, SEMO has produced one NFCA All-American, seven NFCA All-Region selections, 16 All-OVC picks, one OVC Player of the Year, one OVC Pitcher of the Year, one OVC Tournament Most Valuable Player and two CoSIDA Academic All-Americans.

Last year, Redburn guided the Redhawks to their third 30-win campaign in four seasons. SEMO finished 30-17 overall and registered a program

record 23 OVC wins en route to its second-straight regular-season conference title. The Redhawks headed into the OVC Tournament as the No. 1 seed and ended the year with a pair of one-run losses to Eastern Kentucky.

SEMO led the league in on-base percentage (.369), opposing batting average (.213), strikeouts looking (69), saves (8), fewest hits allowed (247), fewest runs allowed (139) and fewest earned runs allowed (121).

All of the Redhawks success during the 2021 campaign culminated with Redburn claiming his second-straight OVC Coach of the Year honor. Additionally, Rachel Rook was tabbed OVC Pitcher of the Year becoming only the second player in program history to win the coveted award.

Offensively, SEMO outscored its opponents by a +100 (165-65) margin in conference games. The Redhawks' 165 runs were the most scored by any OVC team in conference play.

The year before in 2020, SEMO was off to a great start and had all the makings for a big season, but a global COVID-19 pandemic abruptly shut things down only 17 games in.

The Redhawks won nine in a row and posted a 9-1 record in their first 10 games of the season. SEMO finished with an overall record of 12-5 and did not get a chance to play any OVC games when play was cancelled.

Although the 2020 season lasted just 23 days (Feb. 14-Mar. 8), the Redhawks accomplished a lot in a short amount of time.

SEMO led the OVC in slugging percentage (.528), on-base

percentage (.411), triples (14), stolen bases (41), hits allowed (84) and earned runs allowed (40). The Redhawks also rated second in the league in batting average (.310), home runs (19), opposing batting average (.204), runs allowed (51), stolen bases per game (2.4) and triples per game (0.8).

Nationally, SEMO was among the top 25 in triples per game (2nd), stolen bases per game (8th, 2.4), scoring (16th, 6.7), slugging percentage (21st) and on-base percentage (24th).

Individually, Rachel Anderson led the OVC in batting average (.480), slugging percentage (.880), on-base percentage (.541) and triples (5) following a season that culminated with her winning the league's Player of the Year honor. Anderson, who didn't strike out all year, capped her 2020 campaign as





only the sixth player in program history to claim First-Team CoSIDA Academic All-America accolades.

Pitcher Rachel Rook was atop the OVC in earned run average (0.70) and opposing batting average (.119), while Ashley Ellis ended the year as the league's leader in home runs (8).

Redburn guided SEMO to its first OVC regular-season and tournament championship, and NCAA Regional appearance in 20 years the year before that in 2019.

What a year 2019 was for SEMO which set an all-time program record with 46 wins, the only 40-win season in the school's entire NCAA Division I era. The Redhawks went 46-18 overall and 17-5 in the OVC before going 1-2 at the NCAA Regional in Oxford, Mississippi.

SEMO had so much to celebrate over the course of its magical 2019 campaign.

Redburn and his staff were honored as the National Fastpitch Coaches Association (NFCA) Mid-east Region Coaching Staff of the Year. For Redburn himself, he was voted OVC Coach of the Year for the first time in his career.

Four players earned All-OVC honors, three claimed NFCA All-Region accolades and one garnered NFCA All-America distinction. Outfielder Rachel Anderson became SEMO's first All-American in 28 years and the program's first All-American in the NCAA Division I tenure. TEAM 43 was also recognized by the NFCA for achieving the fourth highest grade point average among all NCAA Division I schools. SEMO

recorded a team GPA of 3.678 with 17 players securing NFCA All-America Scholar-Athlete honors.

Redburn certainly has the Redhawks trending in the right direction as his teams averaged nearly 40 wins (39.5) in the last two seasons alone. SEMO put together a 79-38 (.678) record and went 32-12 (.727) in conference play over that span.

Statistically, SEMO's 2019 team broke a total of 17 single-season records in slugging percentage (.510), on-base percentage (.382), game played (64), runs (363), hits (501), home runs (74), RBI (318), total bases (850), walks (180), stolen bases (89), stolen base attempts (117), wins (46), saves (11), batters struck out (331), batters struck out looking (90), innings pitched (414) and putouts (1242).

In 19 years as an NCAA Division I head coach, Division I assistant coach and National Junior College Athletic Association (NJCAA) head coach, Redburn has made 13 postseason appearances which include one NCAA Women's College World Series, two NCAA Super-Regionals, four NCAA Regionals and two NJCAA National Tournaments.

In 2018, the Redhawks finished at 33-20 overall and fourth in the OVC with a 15-7 mark. SEMO locked down its first winning campaign in seven years.

The Redhawks heated up to win 11 of their final 14 regular-season games and advanced to the eight-team OVC Tournament.

SEMO's 2018 club finished with a 74 RPI among the nation's

296 NCAA Division I softball teams, quite a jump from its 173 ranking in 2017. The Redhawks collected eight doubleheader sweeps along the way.

Defensively, SEMO improved tremendously. After ranking eighth in the OVC in fielding percentage a year ago, the Redhawks were the league's second-best fielding team in 2018. SEMO had 43 errors and committed 16 less than it did in 2017. The Redhawks went error free in 25 games equating to 47 percent of their entire season.

The year before that, SEMO finished the 2017 campaign among the school's top single-season leaders in slugging percentage (6th, .427), on-base percentage (5th, .356), triples (4th, 21), home runs (9th, 31), total bases (9th, 567), stolen bases (2nd, 65), stolen base attempts (1st, 88), opponent batting average (7th, .282), strikeouts/7 innings (7th, 4.17), strikeouts (10th, 194), strikeouts looking (3rd, 61) fewest doubles allowed (8th, 49), fielding percentage (8th, .960), fewest errors (7th, 59) and fewest stolen bases against (3rd, 38).

Redburn picked up his 200th career victory when SEMO beat Austin Peay, 7-4, on Apr. 30, 2016. His 2016 club



## ■ The Redburn File

**Experience:**  
20th Year (Eighth at SEMO)

**Hometown:**  
St. Charles, Mo.

**Birthdate:**  
April 19, 1967

**Alma Mater:**  
Missouri-St. Louis, 1993

**Education:**  
B.S. Special Education (Missouri-St. Louis)  
Master's Higher Education in Athletics/  
Activities Administration (William Woods)

**Date Hired:**  
June 26, 2014

**Family:**  
Wife - Tracy  
Children - Joe, Jack

**Coaching Experience:**  
St. Charles CC, Head Coach, 2002-04  
Jefferson College, Head Coach 2005-06  
Missouri, Assistant Coach, 2007-09  
Evansville, Head Coach, 2010-14  
Southeast Missouri, Head Coach, 2015-pr.



## SOUTHEAST MISSOURI SOFTBALL NOTES // EASTERN ILLINOIS

ranked among the school's top-10 teams in doubles (6th, 69), stolen bases (3rd, 58), walks (8th, 138), home runs (6th, 35) and slugging percentage (6th, .412).

In his first season, Redburn led the Redhawks to an overall record of 19-27 and 12-12 in OVC play during 2015. His 19 victories came after SEMO won no more than 15 games in each of the previous two seasons. Redburn's first club at Southeast also had 12 OVC wins, a +9 increase from the 2014 campaign. In addition, the Redhawks made the OVC Tournament, snapping a streak of three years where they missed the event.

Not only did Redburn earn his 100th career NCAA Division I win in his inaugural season with the Redhawks, but he coached three All-OVC selections and one NFCA All-Region honoree.

Statistically, SEMO finished among the top-five OVC teams in batting average (3rd), slugging percentage (5th), on-base percentage (5th) and hits (5th). The 2015 Redhawks also broke two single-season records with Kayla Fortner in home runs and single-game mark and set a single-game school record with six home runs, as well.

Academically, the Redhawks accumulated a 3.35 grade point average during the 2014-15 academic year as a total of nine players earned NFCA All-America Scholar-Athlete status for achieving a 3.5 or higher GPA.

Redburn coached a total of four first-team All-OVC selections, three second-

team All-OVC picks, one OVC Freshman of the Year, three NFCA All-Region honorees and three OVC All-Newcomer selections in his first four years as SEMO's head coach.

The fourth head coach in Redhawk softball history, Redburn won 90 games in five years as head coach at the University of Evansville before accepting the job at Southeast on June 26, 2014.

In 2014, Redburn coached a UE team with five starters that were underclassmen, including four freshmen and one sophomore. The Purple Aces achieved their highest batting average since 2007. Additionally, UE had a freshman lead the team in stolen bases and home runs.

Despite a season that allowed 53 games, the 2013 team had its best season in Redburn's five years at UE. Entering the Missouri Valley Conference Tournament as the No. 7 seed, the Purple Aces beat the No. 6, No. 3 and No. 2 seeds to make their first MVC Championship appearance since 2003. UE finished second with three players garnering All-Tournament team honors.

The 2013 campaign resulted in the most overall wins in a season since 2008 and the best regular-season and conference tournament finish since Redburn's arrival. UE continued its aggressive baserunning with 89 stolen bases, ranking second in the MVC. The pitching staff also rated fourth in the conference.

Redburn's 2012 club saw improvement as well, winning

more games than it had the previous season. The Purple Aces stole 79 bases and had two all-conference and one National Fastpitch Coaches Association All-Region selection that year. In 2011, Redburn exposed a young and inexperienced team to some of the top programs in the nation as UE played one of its most difficult schedules. Tennessee, Georgia Tech, Missouri, Ohio State, Texas Tech, South Alabama and Chattanooga were among the stiff competition.

Redburn quickly started to transform the UE program during his first year in 2010. The Purple Aces secured a berth in the MVC Tournament after winning 10 conference games. UE led the MVC with 31 doubles and hit 36 home runs, while producing two all-conference picks.

Academically, Redburn's teams consistently enjoyed success. In fact, each of his last four UE teams accumulated a 3.1 or higher grade point average. He had several student-athletes obtain over a 3.5 GPA and earn academic recognition along the way.

Prior to UE, Redburn spent three years as an assistant coach at the University of Missouri working primarily with the pitchers and catchers, and serving as recruiting coordinator.

He was part of a coaching staff that compiled an overall record of 137-53. The Tigers registered a school record for victories (50), won the Big 12 Conference Tournament, won their Regional and defeated host

UCLA in the Super Regional to advance to the College World Series in 2009. Overall, Redburn coached four all-conference pitchers, including USA National Team Pitcher Chelsea Thomas at Missouri.

Redburn began his collegiate coaching career as head coach at St. Charles (Mo.) Community College from 2001-04. He led the 2003 team to its first Region 16 championship and a seventh-place finish at the National Junior College Athletic Association Division I National Tournament. His 2004 squad set a school record with 33 victories.

Following his stay at St. Charles CC, Redburn spent two seasons as head coach of the new softball program at Jefferson College. In the program's first year of competition, 2006, he led Jefferson to a 49-16 record, Region 16 championship and ninth-place finish at the NJCAA Division I National Tournament. Redburn was honored as the Midwest Community College Athletic Conference Coach of the Year following that season.

A native of St. Charles, Missouri, Redburn graduated from the University of Missouri-St. Louis in 1993 and received his master's degree in Athletics/Activities Administration from William Woods University.

He and his wife, Tracy, have two sons, Joe and Jack.



## Redburn's Year-by-Year Records

Year	School	Assignment	Record	Conference Finish	Postseason
2002	St. Charles CC	Head Coach	16-21	3rd	Region XVI Runner-Up
2003	St. Charles CC	Head Coach	26-21	2nd	Region XVI Champions 7th NJCAA National Tournament
2004	St. Charles CC	Head Coach	33-16	1st	3rd in Region XVI
2005	Jefferson College	Head Coach	-	Program Preparation Year	-
2006	Jefferson College	Head Coach	49-16	1st Region 16	-
2007	Missouri	Assistant Coach	40-23, 13-4	3rd Big 12	-
2008	Missouri	Assistant Coach	47-17, 11-6	3rd Big 12	-
2009	Missouri	Assistant Coach	50-12, 12-6	2nd Big 12	1st Big 12 Tournament NCAA Midwest Regional Champions NCAA Super Regional Champions 8th in College World Series
2010	Evansville	Head Coach	18-34, 10-16	7th MVC	-
2011	Evansville	Head Coach	12-42, 6-21	9th MVC	-
2012	Evansville	Head Coach	18-37, 8-19	8th MVC	-
2013	Evansville	Head Coach	23-30, 11-12	7th MVC	2nd MVC Tournament
2014	Evansville	Head Coach	19-32, 7-19	10th MVC	-
2015	Southeast Missouri	Head Coach	19-27, 12-12	7th OVC	8th OVC Tournament
2016	Southeast Missouri	Head Coach	16-33, 10-17	10th OVC	-
2017	Southeast Missouri	Head Coach	23-27, 8-14	9th OVC	-
2018	Southeast Missouri	Head Coach	33-20, 15-7	4th OVC	7th OVC Tournament
2019	Southeast Missouri	Head Coach	46-18, 17-5	1st OVC	1st OVC Tournament 3rd NCAA Regional
2020*	Southeast Missouri	Head Coach	12-5	-	-
2021	Southeast Missouri	Head Coach	30-17, 23-6	1st OVC	2nd OVC Tournament
2022	Southeast Missouri	Head Coach	17-13, 6-3	-	-

\* Season ended due to a global COVID-19 pandemic

Overall Year as a Head Coach: 18th

Record at Southeast Missouri, 196-160, 91-64 Ohio Valley Conference (8 years)

Record at Evansville, 90-175, 42-87 Missouri Valley Conference (5 years)

Record at Jefferson College, 49-16 (1 year)

Record at St. Charles CC: 75-58 (3 years)

Record as Assistant Coach at Missouri: 137-52 (3 years)

## Redburn by the Numbers

- 85 OVC Commissioner's Honor Roll Selections
- 26 NFCA All-America Scholar-Athletes
- 20+ Academic All-Americans
- 11 NJCAA All-Region 16 Players
- 18 OVC Medal of Honor Recipients
- 9 First-Team All-OVC Selections
- 6 All-MVC Players
- 6 MVC Scholar-Athletes
- 8 OVC Players of the Week
- 5 All-Americans
- 6 NFCA All-Region Selections
- 6 OVC Pitchers of the Week
- 4 MCCAC All-Conference Players
- 5 OVC All-Newcomer Selections
- 3 MVC Players of the Week
- 2 Second-Team All-OVC Selections
- 1 OVC Player of the Year
- 1 OVC Freshman of the Year
- 1 OVC Pitcher of the Year

## Coaching Honors

- 2021 OVC Coach of the Year
- 2019 OVC Coach of the Year
- 2019 NFCA Midwest Region Coaching Staff of the Year
- 2009 Midwest Coaching Staff of the Year
- 2006 Region 16 and MCCAC Coach of the Year
- 2003 Region 16 Coach of the Year



## 2022 Statistics

Record: 17-13 Home: 6-0 Away: 2-10 Neutral: 9-3 OVC: 6-3

Player	avg	gp-gs	ab	r	h	2b	3b	hr	rbi	tb	slg%	bb	hp	so	gdp	ob%	sf	sh	sb-att	po	a	e	fld%
14 ANDERSON, Kaylee	.447	30-30	85	28	38	6	0	7	25	65	.765	11	2	12	0	.520	0	0	6-7	26	4	0	1.000
11 BRADLEY, Tori	.328	28-21	64	8	21	5	1	0	6	28	.438	9	1	11	0	.419	0	0	1-1	47	3	1	.980
26 SHORE, Aubrie	.319	29-26	72	12	23	5	1	4	20	42	.583	9	0	7	0	.390	1	0	1-3	128	2	4	.970
24 WRIGLEY, Kynzie	.313	28-24	64	20	20	6	0	2	18	32	.500	7	2	10	0	.397	0	0	4-5	25	34	5	.922
4 TUCKER, Alyson	.309	25-25	55	16	17	3	1	1	9	25	.455	11	1	8	1	.433	0	2	3-3	27	30	4	.934
20 SACKETT, Kat	.292	28-25	72	12	21	3	0	2	16	30	.417	4	2	6	0	.346	0	1	0-0	89	6	6	.941
2 HALLIWILL, Paige	.266	30-30	79	19	21	5	0	5	21	41	.519	5	5	14	0	.344	1	4	3-4	47	1	0	1.000
21 PENA, Chelsy	.255	26-17	51	14	13	2	0	1	9	18	.353	3	0	7	0	.296	0	0	0-0	14	23	6	.860
18 DENNIS, Sydney	.186	27-20	59	5	11	0	0	0	9	11	.186	2	0	7	0	.206	2	0	3-4	29	34	4	.940
-----																							
3 FLEMING, Kimmy	.333	4-0	3	0	1	0	0	0	0	1	.333	1	0	0	0	.500	0	0	0-0	0	0	0	.000
16 RICKERMANN, Abigail	.308	25-8	39	7	12	0	2	0	2	16	.410	3	1	3	0	.372	0	0	1-3	17	14	0	1.000
10 GERWITZ, Tatum	.277	28-14	47	7	13	1	0	0	3	14	.298	4	0	13	0	.333	0	0	1-1	15	2	0	1.000
1 ANDERSON, Jillian	.270	12-12	37	9	10	2	0	0	6	12	.324	5	1	7	0	.364	1	0	3-5	17	2	0	1.000
8 MELTON, Sydney	.235	12-4	17	0	4	1	0	0	4	5	.294	2	1	0	0	.350	0	0	1-1	10	3	0	1.000
7 DAVIS, Karsyn	.160	17-9	25	1	4	0	0	0	3	4	.160	3	0	5	0	.250	0	0	0-0	62	2	2	.970
17 ROBINSON, Kelby	.091	21-5	22	4	2	0	0	0	0	2	.091	0	0	2	0	.091	0	0	2-4	8	1	0	1.000
5 GRISHAM, Kileigh	.000	21-0	3	9	0	0	0	0	0	0	.000	1	0	3	0	.250	0	0	2-2	2	0	0	1.000
15 KELL, Delaney	.000	1-0	0	0	0	0	0	0	0	0	.000	0	0	0	0	.000	0	0	0-0	1	1	0	1.000
Totals	.291	30	794	171	231	39	5	22	151	346	.436	80	16	115	1	.365	5	7	31-43	571	198	32	.960
Opponents	.231	30	722	112	167	15	2	25	98	261	.361	75	14	187	0	.313	6	23	27-34	572	217	39	.953

LOB - Team (163), Opp (161). DPs turned - Team (4), Opp (10).

## (All games Sorted by Earned run avg)

Player	era	w-l	app	gs	cg	sho	sv	ip	h	r	er	bb	so	2b	3b	hr	b/avg	wp	hp	bk	sfa	sha
19 HOLMAN, Paytience	2.65	4-2	11	6	3	2/1	1	39.2	33	16	15	10	26	3	0	4	.226	3	0	0	0	9
6 DAVIS, Marisa	2.73	2-3	15	8	0	0/0	0	48.2	48	32	19	26	26	2	2	2	.246	2	7	0	2	6
9 ROOK, Rachel	2.88	10-6	22	15	7	2/1	0	92.1	67	49	38	33	130	6	0	14	.200	16	5	0	3	8
-----																						
14 ANDERSON, Kaylee	3.94	1-1	3	0	0	0/0	0	5.1	7	3	3	1	4	1	0	0	.304	0	0	0	0	0
15 KELL, Delaney	19.25	0-1	3	1	0	0/0	0	4.0	12	11	11	4	1	3	0	5	.545	1	1	0	1	0
26 SHORE, Aubrie	21.00	0-0	2	0	0	0/0	0	0.1	0	1	1	1	0	0	0	0	.000	0	1	0	0	0
Totals	3.20	17-13	30	30	10	5/1	1	190.1	167	112	87	75	187	15	2	25	.231	22	14	0	6	23
Opponents	4.85	13-17	30	30	12	4/0	0	190.2	231	171	132	80	115	39	5	22	.291	11	16	0	5	7

PB - Team (5), SACKETT 2, MELTON 1, GERWITZ 1, K. DAVIS 1, Opp (4). SBA/ATT - SACKETT (13-17), M. DAVIS (11-14), K. DAVIS (10-11), ROOK (9-11), HOLMAN (4-6), BRADLEY, T. (3-4), K. ANDERSON (2-2), GERWITZ (0-1), MELTON (1-1), KELL (1-1).





## 2022 Results

Date	Opponent	Score	Inns	Overall	OVC	Pitcher of record	Attend	Time
! 02-11-22	vs Alabama A&M	w 13-0	5	1-0-0	0-0-0	ROOK (W 1-0)	107	1:35
! 02-11-22	at Southeastern	L 2-6	7	1-1-0	0-0-0	M. DAVIS (L 0-1)	329	1:49
! 02-12-22	vs Nicholls	w 13-5	5	2-1-0	0-0-0	K. ANDERSON (W 1-0)	203	1:46
! 02-12-22	at Southeastern	L 5-6	7	2-2-0	0-0-0	ROOK (L 1-1)	263	1:55
! 02-13-22	vs Nicholls	w 5-2	7	3-2-0	0-0-0	ROOK (W 2-1)	152	1:47
@ 02-18-22	vs Central Michigan	w 6-0	7	4-2-0	0-0-0	ROOK (W 3-1)	37	1:52
@ 02-18-22	vs Bellarmine	L 3-4	7	4-3-0	0-0-0	K. ANDERSON (L 1-1)	71	2:10
@ 02-19-22	at WKU	L 3-4	(8)	4-4-0	0-0-0	KELL (L 0-1)	251	2:35
@ 02-19-22	vs Central Michigan	w 12-4	5	5-4-0	0-0-0	ROOK (W 4-1)	57	1:56
@ 02-20-22	at WKU	L 4-5	7	5-5-0	0-0-0	ROOK (L 4-2)	257	1:44
03-02-22	at Ole Miss	L 4-7	7	5-6-0	0-0-0	ROOK (L 4-3)	207	2:14
\$ 03-04-22	vs Charleston	w 5-4	(11)	6-6-0	0-0-0	ROOK (W 5-3)	147	2:41
\$ 03-04-22	at Lipscomb	w 7-1	7	7-6-0	0-0-0	HOLMAN (W 1-0)	205	2:07
\$ 03-05-22	vs Charleston	w 3-2	7	8-6-0	0-0-0	M. DAVIS (W 1-1)	117	1:49
\$ 03-05-22	vs Dayton	w 10-6	7	9-6-0	0-0-0	ROOK (W 6-3)	146	2:02
\$ 03-06-22	at Lipscomb	L 0-2	7	9-7-0	0-0-0	HOLMAN (L 1-1)	287	1:28
^ 03-13-22	vs Missouri State	L 8-10	7	9-8-0	0-0-0	M. DAVIS (L 1-2)	0	2:45
^ 03-13-22	vs Wichita St	L 0-14	5	9-9-0	0-0-0	HOLMAN (L 1-2)	287	1:20
^ 03-14-22	at Kansas	L 0-8	5	9-10-0	0-0-0	ROOK (L 6-4)	319	1:17
03-15-22	at Kansas City Roos	w 7-1	7	10-10-0	0-0-0	HOLMAN (W 2-2)	100	2:05
03-15-22	vs Iowa	w 4-3	7	11-10-0	0-0-0	ROOK (W 7-4)	200	1:54
* 03-19-22	TENNESSEE STATE	w 9-1	6	12-10-0	1-0-0	ROOK (W 8-4)	212	1:47
* 03-20-22	TENNESSEE STATE-1	w 6-0	7	13-10-0	2-0-0	HOLMAN (W 3-2)	280	1:40
* 03-20-22	TENNESSEE STATE-2	w 11-3	5	14-10-0	3-0-0	M. DAVIS (W 2-2)	329	1:38
* 03-26-22	at Tennessee Tech-1	L 3-5	7	14-11-0	3-1-0	ROOK (L 8-5)	135	2:15
* 03-26-22	at Tennessee Tech-2	L 4-5	(10)	14-12-0	3-2-0	ROOK (L 8-6)	127	3:32
* 03-27-22	at Tennessee Tech	L 0-2	7	14-13-0	3-3-0	M. DAVIS (L 2-3)	135	1:50
* 04-02-22	MOREHEAD STATE	w 4-0	7	15-13-0	4-3-0	ROOK (W 9-6)	287	1:36
* 04-03-22	MOREHEAD STATE-1	w 12-2	5	16-13-0	5-3-0	ROOK (W 10-6)	190	1:34
* 04-03-22	MOREHEAD STATE-2	w 8-0	5	17-13-0	6-3-0	HOLMAN (W 4-2)	293	1:27

\* = Conference game

! = Lion Classic (Hammond, La.)

@ = Hilltopper Classic (Bowling Green, Ky.)

\$ = Lipscomb Purple &amp; Gold Challenge (Nashville, Tenn.)

^ = Jayhawk Invitational (Lawrence, Kan.)

() extra inning game



## 2022 Season/Career Statistics

Record: 17-13 Home: 6-0 Away: 2-10 Neutral: 9-3 OVC: 6-3

Player	SEASON													CAREER													
	Avg	G-GS	AB	R	H	2B	3B	HR	RBI	BB	Hbp	SO	Sb-Att	Avg	G-GS	AB	R	H	2B	3B	HR	RBI	BB	Hbp	SO	Sb-Att	
14 ANDERSON, Kaylee	.447	30-30	85	28	38	6	0	7	25	11	2	12	6-7	.317	160-130	394	99	125	19	2	25	88	25	15	58	21-23	
11 BRADLEY, Tori	.328	28-21	64	8	21	5	1	0	6	9	1	11	1-1	.328	28-21	64	8	21	5	1	0	6	9	1	11	1-1	
26 SHORE, Aubrie	.319	29-26	72	12	23	5	1	4	20	9	0	7	1-3	.319	29-26	72	12	23	5	1	4	20	9	0	7	1-3	
24 WRIGLEY, Kynzie	.313	28-24	64	20	20	6	0	2	18	7	2	10	4-5	.327	68-59	171	40	56	14	0	4	31	16	2	22	9-10	
4 TUCKER, Alyson	.309	25-25	55	16	17	3	1	1	9	11	1	8	3-3	.296	66-66	152	33	45	7	1	5	21	22	4	27	6-6	
20 SACKETT, Kat	.292	28-25	72	12	21	3	0	2	16	4	2	6	0-0	.292	28-25	72	12	21	3	0	2	16	4	2	6	0-0	
2 HALLIWILL, Paige	.266	30-30	79	19	21	5	0	5	21	5	5	14	3-4	.266	30-30	79	19	21	5	0	5	21	5	5	14	3-4	
21 PENA, Chelsy	.255	26-17	51	14	13	2	0	1	9	3	0	7	0-0	.191	113-55	178	27	34	7	0	1	24	14	1	22	3-5	
18 DENNIS, Sydney	.186	27-20	59	5	11	0	0	0	9	2	0	7	3-4	.186	27-20	59	5	11	0	0	0	9	2	0	7	3-4	
3 FLEMING, Kimmy	.333	4-0	3	0	1	0	0	0	0	1	0	0	0-0	.282	53-11	71	14	20	3	0	0	3	7	0	7	7-9	
16 RICKERMANN, Abigail	.308	25-8	39	7	12	0	2	0	2	3	1	3	1-3	.250	60-14	84	16	21	0	2	0	4	6	1	10	2-5	
10 GERWITZ, Tatum	.277	28-14	47	7	13	1	0	0	3	4	0	13	1-1	.277	28-14	47	7	13	1	0	0	3	4	0	13	1-1	
1 ANDERSON, Jillian	.270	12-12	37	9	10	2	0	0	6	5	1	7	3-5	.269	58-57	160	31	43	13	1	0	21	35	5	32	13-23	
8 MELTON, Sydney	.235	12-4	17	0	4	1	0	0	4	2	1	0	1-1	.235	12-4	17	0	4	1	0	0	4	2	1	0	1-1	
7 DAVIS, Karsyn	.160	17-9	25	1	4	0	0	0	3	3	0	5	0-0	.235	58-37	98	6	23	3	1	2	15	7	0	15	0-0	
17 ROBINSON, Kelby	.091	21-5	22	4	2	0	0	0	0	0	0	2	2-4	.226	47-6	31	14	7	0	0	0	1	0	0	4	12-16	
5 GRISHAM, Kileigh	.000	21-0	3	9	0	0	0	0	0	1	0	3	2-2	.000	21-0	3	9	0	0	0	0	0	1	0	3	2-2	
15 KELL, Delaney	.000	1-0	0	0	0	0	0	0	0	0	0	0	0-0	.000	1-0	0	0	0	0	0	0	0	0	0	0	0-0	
Totals	.291	30-30	794	171	231	39	5	22	151	80	16	115	31-43														
Opponents	.231	30-30	722	112	167	15	2	25	98	75	14	187	27-34														

(All games Sorted by Earned run avg)

Player	SEASON														CAREER													
	ERA	W-L	App	GS	CG	Sho	Sv	IP	H	R	ER	BB	SO	ERA	W-L	App	GS	CG	Sho	Sv	IP	H	R	ER	BB	SO		
19 HOLMAN, Paytience	2.65	4-2	11	6	3	2	1	39.2	33	16	15	10	26	2.83	13-12	43	29	11	7	2	166.0	150	81	67	50	113		
6 DAVIS, Marisa	2.73	2-3	15	8	0	0	0	48.2	48	32	19	26	26	3.09	7-4	60	10	0	0	3	124.2	123	72	55	50	82		
9 ROOK, Rachel	2.88	10-6	22	15	7	2	0	92.1	67	49	38	33	130	2.43	50-26	127	66	27	14	10	432.2	303	176	150	137	530		
<hr/>																												
14 ANDERSON, Kaylee	3.94	1-1	3	0	0	0	0	5.1	7	3	3	1	4	4.49	9-5	42	2	0	0	4	81.0	93	64	52	38	50		
15 KELL, Delaney	19.25	0-1	3	1	0	0	0	4.0	12	11	11	4	1	19.25	0-1	3	1	0	0	0	4.0	12	11	11	4	1		
26 SHORE, Aubrie	21.00	0-0	2	0	0	0	0	0.1	0	1	1	1	0	21.00	0-0	2	0	0	0	0	0.1	0	1	1	1	0		
Totals	3.20	17-13	30	30	10	5	1	190.1	167	112	87	75	187															
Opponents	4.85	13-17	30	30	12	4	0	190.2	231	171	132	80	115															

**Multiple-Hit Games**

Player	2	3	4	5+	Total
Kaylee Anderson	9	2	-	-	11
Kynzie Wrigley	5	1	-	-	6
Paige Halliwill	6	-	-	-	6
Tori Bradley	4	1	-	-	5
Aubrie Shore	3	1	-	-	4
Abigail Rickermann	3	-	-	-	3
Alyson Tucker	2	1	-	-	3
Kat Sackett	3	-	-	-	3
Tatum Gerwitz	3	-	-	-	3
Chelsy Pena	3	-	-	-	3
Sydney Dennis	1	1	-	-	2
Jillian Anderson	2	-	-	-	2

**Multiple-RBI Games**

Player	2	3	4	5+	Total
Kynzie Wrigley	7	1	-	-	8
Kaylee Anderson	4	1	-	1	6
Paige Halliwill	2	2	1	-	5
Kat Sackett	3	1	1	-	5
Aubrie Shore	1	2	1	-	4
Alyson Tucker	3	-	-	-	3
Sydney Dennis	1	1	-	-	2
Jillian Anderson	2	-	-	-	2
Sydney Melton	2	-	-	-	2
Tori Bradley	2	-	-	-	2
Karsyn Davis	1	-	-	-	1
Chelsy Pena	1	-	-	-	1

**Inning-by-Inning Summary**

Inning	SEMO	Opp.
First	45	16
Second	23	16
Third	25	29
Fourth	24	10
Fifth	28	19
Sixth	14	10
Seventh	8	7
Eighth	0	1
Ninth	1	1
Extra	3	3
Total	171	112

**Inning-by-Inning Summary (OVC Games)**

Inning	SEMO	Opp.
First	8	5
Second	13	1
Third	10	5
Fourth	8	1
Fifth	15	3
Sixth	4	2
Seventh	1	0
Extra	0	1
Total	57	18

**Current Hitting Streaks**

Player	Games	Started
Kaylee Anderson	8	3/20
Aubrie Shore	3	4/2

**Current Reached Base Streaks**

Player	Games	Started
Kaylee Anderson	8	3/20

**Career Multiple-Hit Games**

Player	2	3	4	5+	Total
Kaylee Anderson	25	5	-	-	30
Kynzie Wrigley	14	2	-	-	16
Jillian Anderson	8	1	-	-	9
Alyson Tucker	6	2	-	-	8
Chelsy Pena	7	-	-	-	7
Paige Halliwill	6	-	-	-	6
Aubrie Shore	3	1	-	-	4
Tori Bradley	4	1	-	-	5
Karsyn Davis	3	-	-	-	3
Kimmy Fleming	3	-	-	-	3
Tatum Gerwitz	3	-	-	-	3
Kat Sackett	3	-	-	-	3
Sydney Dennis	1	1	-	-	2
Abigail Rickermann	2	-	-	-	2

**Career Multiple-RBI Games**

Player	2	3	4	5+	Total
Kaylee Anderson	15	4	2	1	22
Kynzie Wrigley	7	1	-	-	8
Jillian Anderson	3	2	-	-	5
Alyson Tucker	4	-	1	-	5
Paige Halliwill	2	2	1	-	5
Kat Sackett	3	1	1	-	5
Aubrie Shore	3	1	-	-	4
Chelsy Pena	4	-	-	-	4
Tori Bradley	2	-	-	-	2
Sydney Melton	2	-	-	-	2
Sydney Dennis	1	1	-	-	2
Karsyn Davis	1	-	-	-	1

**1 Jillian Anderson****2022 Season-Highs**

At-Bats	4, 5x, last vs. Charleston (3/4/22)
Runs	3, vs. Nicholls (2/12/22)
Hits	2, 2x, last vs. Central Michigan (2/18/22)
Doubles	1, 2x, last vs. Nicholls (2/12/22)
Triples	-
Home Runs	-
RBI	2, 2x, last vs. Nicholls (2/12/22)
Stolen Bases	2, vs. Alabama A&M (2/11/22)

**Career-Highs**

At-Bats	4, 12x, last vs. Charleston (3/4/22)
Runs	3, 2x, last vs. Nicholls (2/12/22)
Hits	3, vs. Austin Peay (3/6/21)
Doubles	2, at Tennessee Tech (3/13/21)
Triples	1, at Belmont (3/21/21)
Home Runs	-
RBI	3, 2x, last at SIU Edwardsville (4/11/21)
Stolen Bases	2, vs. Alabama A&M (2/11/22)

**14 Kaylee Anderson****2022 Season-Highs**

At-Bats	5, 2x, last at Tennessee Tech (3/26/22)
Runs	3, vs. Morehead State (4/3/22)
Hits	3, 2x, last vs. Iowa (3/15/22)
Doubles	1, 6x, last vs. Iowa (3/15/22)
Triples	-
Home Runs	2, vs. Morehead State (4/3/22)
RBI	8, vs. Morehead State (4/3/22)
Stolen Bases	1, 6x, last at Tennessee Tech (3/27/22)

**Hitting Career-Highs**

At-Bats	5, 5x, last at Tennessee Tech (3/26/22)
Runs	3, 4x, last vs. Morehead State (4/3/22)
Hits	3, 5x, last vs. Iowa (3/15/22)
Doubles	2, vs. Saint Louis (4/17/19)
Triples	1, 2x, last vs. South Carolina State (2/23/20)
Home Runs	2, 4x, last vs. Morehead State (4/3/22)
RBI	8, vs. Morehead State (4/3/22)
Stolen Bases	3, vs. Mississippi Valley State (3/6/20)

**2022 Pitching Season-Highs**

Innings Pitched	2.0, 2x, last vs. Bellarmine (2/18/22)
Fewest Hits	1, at Southeastern Louisiana (2/11/22)
Most Hits	4, vs. Bellarmine (2/18/22)
Fewest Runs	0, at Southeastern Louisiana (2/11/22)
Most Runs	2, vs. Bellarmine (2/18/22)
Fewest Walks	0, 2x, last vs. Bellarmine (2/18/22)
Strikeouts	2, vs. Bellarmine (2/18/22)

**Pitching Career-Highs**

Innings Pitched	4.0, 5x, last at Troy (2/15/20)
Fewest Hits	0, 4x, last at Jacksonville State (5/8/21)
Most Hits	8, 2x, last vs. Purdue Fort Wayne (2/14/20)
Fewest Runs	0, 16x, last at Southeastern Louisiana (2/11/22)
Most Runs	9, vs. Purdue Fort Wayne (2/14/20)
Fewest Walks	0, 19x, last vs. Bellarmine (2/18/22)
Strikeouts	5, at Tennessee Tech (4/26/19)

**11 Tori Bradley****2022 Season/Career-Highs**

At-Bats	4, 6x, last vs. Iowa (3/15/22)
Runs	2, 2x, last vs. Morehead State (4/3/22)
Hits	3, vs. Central Michigan (2/19/22)
Doubles	1, 5x, last vs. Morehead State (4/3/22)
Triples	1, vs. Central Michigan (2/19/22)
Home Runs	-
RBI	2, 2x, last at Kansas City (3/15/22)
Stolen Bases	1, at Tennessee Tech (3/26/22)

**7 Karsyn Davis****2022 Season-Highs**

At-Bats	3, 2x, last vs. Tennessee State (3/20/22)
Runs	1, vs. Tennessee State (3/19/22)
Hits	1, 4x, last vs. Tennessee State (3/20/22)
Doubles	-
Triples	-
Home Runs	-
RBI	2, vs. Central Michigan (2/18/22)
Stolen Bases	-

**Career-Highs**

At-Bats	4, at Belmont (3/20/21)
Runs	1, 6x, last vs. Tennessee State (3/19/22)
Hits	3, vs. Jacksonville State (5/13/21)
Doubles	2, at Belmont (3/20/21)
Triples	-
Home Runs	1, 2x, last vs. Jacksonville State (5/13/21)
RBI	4, at Belmont (3/20/21)
Stolen Bases	-

**6 Marisa Davis****2022 Season-Highs**

Innings Pitched	7.0, at Western Kentucky (2/19/22)
Fewest Hits	0, vs. Wichita State (3/13/22)
Most Hits	8, at Western Kentucky (2/19/22)
Fewest Runs	0, vs. Wichita State (3/13/22)
Most Runs	6, at Southeastern Louisiana (2/11/22)
Fewest Walks	0, at Southeastern Louisiana (2/12/22)
Strikeouts	5, at Western Kentucky (2/19/22)

**Career-Highs**

Innings Pitched	7.0, at Western Kentucky (2/19/22)
Fewest Hits	0, 11x, last vs. Wichita State (3/13/22)
Most Hits	8, at Western Kentucky (2/19/22)
Fewest Runs	0, 27x, last vs. Wichita State (3/13/22)
Most Runs	6, at Southeastern Louisiana (2/11/22)
Fewest Walks	0, 29x, last at Southeastern Louisiana (2/12/22)
Strikeouts	5, at Western Kentucky (2/19/22)

**18 Sydney Dennis****2022 Season/Career-Highs**

At-Bats	4, 4x, last at Tennessee Tech (3/26/22)
Runs	2, vs. Alabama A&M (2/11/22)
Hits	3, at Tennessee Tech (3/26/22)
Doubles	-
Triples	-
Home Runs	-
RBI	3, at Tennessee Tech (3/26/22)
Stolen Bases	1, 3x, last vs. Morehead State (4/3/22)

**3 Kimmy Fleming****2022 Season-Highs**

At-Bats	1, 3x, last vs. Tennessee State (3/19/22)
Runs	-
Hits	1, vs. Nicholls (2/13/22)
Doubles	-
Triples	-
Home Runs	-
RBI	-
Stolen Bases	-

**Career-Highs**

At-Bats	4, 4x, last at Jacksonville State (5/8/21)
Runs	2, 3x, last at Jacksonville State (5/8/21)
Hits	2, 3x, last at Jacksonville State (5/8/21)
Doubles	1, 3x, last at Jacksonville State (5/8/21)
Triples	-
Home Runs	-
RBI	1, 4x, last vs. Murray State (5/1/21)
Stolen Bases	2, 2x, last at Tennessee Tech (3/12/21)



## 10 Tatum Gerwitz

2022 Season/Career-Highs

At-Bats.....	4, 2x, last at Tennessee Tech (3/26/22)
Runs.....	1, 7x, last vs. Morehead State (4/3/22)
Hits.....	2, 3x, last vs. Tennessee State (3/20/22)
Doubles.....	1, vs. Tennessee State (3/20/22)
Triples.....	-
Home Runs.....	-
RBI.....	1, 3x, last vs. Tennessee State (3/19/22)
Stolen Bases.....	1, at Western Kentucky (2/19/22)

## 5 Kileigh Grisham

2022 Season/Career-Highs

At-Bats.....	1, 3x, last vs. Wichita State (3/13/22)
Runs.....	1, 9x, last vs. Morehead State (4/3/22)
Hits.....	-
Doubles.....	-
Triples.....	-
Home Runs.....	-
RBI.....	-
Stolen Bases.....	1, 2x, last vs. Charleston (3/5/22)

## 2 Paige Halliwill

2022 Season/Career-Highs

At-Bats.....	5, at Tennessee Tech (3/26/22)
Runs.....	2, 6x, last vs. Morehead State (4/3/22)
Hits.....	2, 5x, last vs. Morehead State (4/2/22)
Doubles.....	2, vs. Morehead State (4/2/22)
Triples.....	-
Home Runs.....	2, vs. Tennessee State (3/20/22)
RBI.....	4, vs. Missouri State (3/13/22)
Stolen Bases.....	1, 3x, last vs. Morehead State (4/3/22)

## 19 Paytience Holman

2022 Season-Highs

Innings Pitched.....	70, 2x, last vs. Tennessee State (3/20/22)
Fewest Hits.....	0, 2x, last at Kansas (3/14/22)
Most Hits.....	7, 2x, last at Tennessee Tech (3/26/22)
Fewest Runs.....	0, 6x, last vs. Morehead State (4/3/22)
Most Runs.....	7, vs. Wichita State (3/13/22)
Fewest Walks.....	0, 5x, last vs. Morehead State (4/3/22)
Strikeouts.....	8, vs. Tennessee State (3/20/22)

Career-Highs

Innings Pitched.....	70, 6x, last vs. Tennessee State (3/20/22)
Fewest Hits.....	0, 4x, last at Kansas (3/14/22)
Most Hits.....	10, vs. Eastern Kentucky (4/17/21)
Fewest Runs.....	0, 15x, last vs. Morehead State (4/3/22)
Most Runs.....	7, 2x, last vs. Wichita State (3/13/22)
Fewest Walks.....	0, 14x, last vs. Morehead State (4/3/22)
Strikeouts.....	14, vs. Mississippi Valley State (3/6/20)

## 15 Delaney Kell

2022 Season/Career-Highs

Innings Pitched.....	2.2, vs. Nicholls (2/12/22)
Fewest Hits.....	2, at Western Kentucky (2/19/22)
Most Hits.....	6, vs. Wichita State (3/13/22)
Fewest Runs.....	0, at Western Kentucky (2/19/22)
Most Runs.....	7, vs. Wichita State (3/13/22)
Fewest Walks.....	0, 2x, last vs. Wichita State (3/13/22)
Strikeouts.....	1, vs. Nicholls (2/12/22)

## 8 Sydney Melton

2022 Season/Career-Highs

At-Bats.....	4, at Kansas City (3/15/22)
Runs.....	-
Hits.....	1, 4x, last at Tennessee Tech (3/27/22)
Doubles.....	1, vs. Missouri State (3/13/22)
Triples.....	-
Home Runs.....	-
RBI.....	2, 2x, last at Kansas City (3/15/22)
Stolen Bases.....	1, at Tennessee Tech (3/27/22)

## 21 Chelsy Pena

2022 Season-Highs

At-Bats.....	4, vs. Missouri State (3/13/22)
Runs.....	3, vs. Tennessee State (3/19/22)
Hits.....	2, 3x, last vs. Tennessee State (3/19/22)
Doubles.....	2, vs. Tennessee State (3/19/22)
Triples.....	-
Home Runs.....	1, vs. Tennessee State (3/20/22)
RBI.....	2, vs. Tennessee State (3/20/22)
Stolen Bases.....	-

Career-Highs

At-Bats.....	4, 4x, last vs. Missouri State (3/13/22)
Runs.....	3, vs. Tennessee State (3/19/22)
Hits.....	2, 6x, last vs. Tennessee State (3/19/22)
Doubles.....	2, 2x, last vs. Tennessee State (3/19/22)
Triples.....	-
Home Runs.....	1, vs. Tennessee State (3/20/22)
RBI.....	2, 4x, last vs. Tennessee State (3/20/22)
Stolen Bases.....	2, vs. UL Monroe (3/1/19)

## 16 Abigail Rickermann

2022 Season-Highs

At-Bats.....	4, 2x, last at Tennessee Tech (3/26/22)
Runs.....	3, vs. Morehead State (4/3/22)
Hits.....	2, 3x, last vs. Morehead State (4/3/22)
Doubles.....	-
Triples.....	1, 2x, last vs. Morehead State (4/3/22)
Home Runs.....	-
RBI.....	1, 2x, last vs. Tennessee State (3/19/22)
Stolen Bases.....	1, vs. Morehead State (4/2/22)

Career-Highs

At-Bats.....	4, 3x, last at Tennessee Tech (3/26/22)
Runs.....	3, vs. Morehead State (4/3/22)
Hits.....	2, 3x, last vs. Morehead State (4/3/22)
Doubles.....	-
Triples.....	1, 2x, last vs. Morehead State (4/3/22)
Home Runs.....	-
RBI.....	1, 4x, last vs. Tennessee State (3/20/22)
Stolen Bases.....	1, 2x, last vs. Morehead State (4/2/22)

## 17 Kelby Robinson

2022 Season-Highs

At-Bats.....	3, 3x, last vs. Morehead State (4/3/22)
Runs.....	1, 4x, last vs. Morehead State (4/3/22)
Hits.....	1, 2x, last vs. Morehead State (4/3/22)
Doubles.....	-
Triples.....	-
Home Runs.....	-
RBI.....	-
Stolen Bases.....	1, 2x, last at Kansas City (3/15/22)

Career-Highs

At-Bats.....	3, 3x, last vs. Morehead State (4/3/22)
Runs.....	1, 14x, last vs. Morehead State (4/3/22)
Hits.....	1, 7x, last vs. Morehead State (4/3/22)
Doubles.....	-
Triples.....	-
Home Runs.....	-
RBI.....	1, vs. Jacksonville State (5/14/21)
Stolen Bases.....	2, 2x, last vs. Eastern Kentucky (4/17/21)

## 9 Rachel Rook

2022 Season-Highs

Innings Pitched.....	70, 3x, last vs. Iowa (3/15/22)
Fewest Hits.....	0, 5x, last vs. Morehead State (4/3/22)
Most Hits.....	8, at Western Kentucky (2/20/22)
Fewest Runs.....	0, 8x, last vs. Morehead State (4/3/22)
Most Runs.....	8, at Kansas (3/14/22)
Fewest Walks.....	0, 6x, last vs. Morehead State (4/3/22)
Strikeouts.....	15, vs. Nicholls (2/13/22)

Career-Highs

Innings Pitched.....	7.2, vs. Jacksonville State (5/14/21)
Fewest Hits.....	0, 28x, last vs. Morehead State (4/3/22)
Most Hits.....	9, at SIU Edwardsville (4/11/21)
Fewest Runs.....	0, 58x, last vs. Morehead State (4/3/22)
Most Runs.....	8, at Kansas (3/14/22)
Fewest Walks.....	0, 51x, last vs. Morehead State (4/3/22)
Strikeouts.....	15, 2x, last vs. Nicholls (2/13/22)

## 12 Emma Rote

2022 Season/Career-Highs

At-Bats.....	-
Runs.....	-
Hits.....	-
Doubles.....	-
Triples.....	-
Home Runs.....	-
RBI.....	-
Stolen Bases.....	-

## 20 Kat Sackett

2022 Season/Career-Highs

At-Bats.....	4, 6x, last at Lipscomb (3/4/22)
Runs.....	2, vs. Tennessee State (3/20/22)
Hits.....	2, 3x, last at Tennessee Tech (3/26/22)
Doubles.....	1, 3x, last vs. Morehead State (4/3/22)
Triples.....	-
Home Runs.....	2, vs. Tennessee State (3/20/22)
RBI.....	4, vs. Tennessee State (3/20/22)
Stolen Bases.....	-

## 26 Aubrie Shore

2022 Hitting Season/Career-Highs

At-Bats.....	5, at Tennessee Tech (3/26/22)
Runs.....	2, 2x, last at Lipscomb (3/4/22)
Hits.....	3, vs. Central Michigan (2/19/22)
Doubles.....	2, vs. Central Michigan (2/19/22)
Triples.....	1, vs. Alabama A&M (2/11/22)
Home Runs.....	1, 4x, last vs. Tennessee State (3/19/22)
RBI.....	4, vs. Central Michigan (2/19/22)
Stolen Bases.....	1, vs. Charleston (3/4/22)

2022 Pitching Season/ Career-Highs

Innings Pitched.....	0.1, vs. Nicholls (2/12/22)
Fewest Hits.....	0, 2x, last at Western Kentucky (2/19/22)
Most Hits.....	-
Fewest Runs.....	0, vs. Nicholls (2/12/22)
Most Runs.....	1, at Western Kentucky (2/19/22)
Fewest Walks.....	0, vs. Nicholls (2/12/22)
Strikeouts.....	-





## 4 Alyson Tucker

### 2022 Season-Highs

At-Bats.....	4, 4x, last vs. Tennessee State (3/19/22)
Runs .....	2, 3x, last at Kansas City (3/15/22)
Hits .....	3, at Western Kentucky (2/19/22)
Doubles.....	1, 3x, last at Kansas City (3/15/22)
Triples .....	1, vs. Tennessee State (3/19/22)
Home Runs .....	1, at Western Kentucky (2/19/22)
RBI.....	2, 3x, last at Lipscomb (3/4/22)
Stolen Bases.....	2, vs. Missouri State (3/13/22)

### Career-Highs

At-Bats.....	4, 5x, last at Kansas City (3/15/22)
Runs .....	2, 6x, last at Kansas City (3/15/22)
Hits .....	3, 2x, last at Western Kentucky (2/19/22)
Doubles.....	1, 7x, last at Kansas City (3/15/22)
Triples .....	1, vs. Tennessee State (3/19/22)
Home Runs .....	1, 5x, last at Western Kentucky (2/19/22)
RBI.....	4, at Jacksonville State (5/8/21)
Stolen Bases.....	2, vs. Missouri State (3/13/22)

## 24 Kynzie Wrigley

### 2022 Season-Highs

At-Bats.....	4, 4x, last at Tennessee Tech (3/27/22)
Runs .....	3, at Kansas City (3/15/22)
Hits .....	3, vs. Morehead State (4/3/22)
Doubles.....	3, vs. Morehead State (4/3/22)
Triples .....	-
Home Runs .....	1, 2x, last vs. Tennessee State (3/20/22)
RBI.....	3, vs. Tennessee State (3/20/22)
Stolen Bases.....	1, 4x, last at Tennessee Tech (3/26/22)

### Career-Highs

At-Bats.....	4, 15x, last at Tennessee Tech (3/27/22)
Runs .....	3, at Kansas City (3/15/22)
Hits .....	3, 2x, last vs. Morehead State (4/3/22)
Doubles.....	3, vs. Morehead State (4/3/22)
Triples .....	-
Home Runs .....	1, 4x, last vs. Tennessee State (3/20/22)
RBI.....	3, vs. Tennessee State (3/20/22)
Stolen Bases.....	1, 9x, last at Tennessee Tech (3/26/22)

## Southeast Missouri's Record

Overall.....	17-13
At Home.....	6-0
On the Road.....	2-10
At Neutral Sites.....	9-3
Against Non-OVC Opponents.....	11-10
Against OVC Opponents.....	6-3
In Home OVC Games.....	6-0
In Away OVC Games.....	0-3
vs. Ranked Teams.....	0-0
In February.....	5-5
In March.....	9-8
In April.....	3-0
In May.....	0-0
On Mondays.....	0-1
On Tuesdays.....	2-0
On Wednesdays.....	0-1
On Thursdays.....	0-0
On Fridays.....	4-2
On Saturdays.....	6-4
On Sundays.....	5-5
In Day Games.....	15-11
In Night Games.....	2-2
In Extra Inning Games.....	1-2
When Redhawks Score First.....	15-3
When Opponents Score First.....	2-10
vs. Left-Handed Starter.....	0-3
vs. Right-Handed Starter.....	17-10
In 1-Run Games.....	3-5
In 2-Run Games.....	0-4
In 5+ Run Games.....	11-2
Shutouts.....	5-4
When Leading After Six Innings.....	8-1
When Trailing After Six Innings.....	1-8
When Tied After Six Innings.....	1-2
When Redhawks Starter Goes 6 or more Innings.....	8-2
When Redhawks Get 10 or more Hits.....	7-3
When Redhawks Outthit Opponents.....	15-3
When Redhawks Get Outthit.....	1-10
When Hits are Tied.....	1-0
When Scoring 0-2 Runs.....	0-5
When Scoring 3-5 Runs.....	5-7
When Scoring 6-9 Runs.....	6-1
When Scoring 10+ Runs.....	6-0
When Opponents Score 0-2 Runs.....	11-2
When Opponents Score 3-5 Runs.....	5-5
When Opponents Score 6-9 Runs.....	1-4
When Opponents Score 10+ Runs.....	0-2
Without Hitting a Home Run.....	7-10
When Hitting 1 Home Run.....	6-1
When Hitting 2+ Home Runs.....	4-2
Committing 0 Errors.....	8-4
Committing 1 Error.....	6-3
Committing 2+ Errors.....	3-6

## Honors & Awards

### OVC Pitcher of the Week

Rachel Rook, Feb. 21

### OVC Player of the Week

Kynzie Wrigley (Co-Player), Mar. 21

Kaylee Anderson, Apr. 4



## Game-by-Game Starting Lineups

Opponent	P	C	1B	2B	3B	SS	LF	CF	RF	DP
Alabama A&M	Rook	K. Davis	Shore	Dennis	Wrigley	Tucker	J. Anderson	Halliwill	K. Anderson	Sackett
Southeastern Louisiana	M. Davis	Sackett	Shore	Dennis	Wrigley	Tucker	J. Anderson	Halliwill	K. Anderson	Robinson
Nicholls	Kell	Sackett	Shore	Wrigley	Pena	Tucker	J. Anderson	Halliwill	K. Anderson	Bradley
Southeastern Louisiana	Rook	K. Davis	Shore	Dennis	Wrigley	Tucker	J. Anderson	Halliwill	K. Anderson	Sackett
Nicholls	Rook	Sackett	Shore	Wrigley	Pena	Tucker	Gerwitz	Halliwill	K. Anderson	J. Anderson
Central Michigan	Rook	K. Davis	Shore	Wrigley	Pena	Tucker	J. Anderson	Halliwill	K. Anderson	Sackett
Bellarmine	M. Davis	Sackett	Shore	Dennis	Wrigley	Tucker	J. Anderson	Halliwill	K. Anderson	Bradley
Western Kentucky	M. Davis	Sackett	Shore	Rickermann	Dennis	Tucker	J. Anderson	Halliwill	K. Anderson	Bradley
Central Michigan	Rook	Bradley	Shore	Wrigley	Pena	Tucker	J. Anderson	Halliwill	K. Anderson	Sackett
Western Kentucky	Rook	Sackett	Shore	Wrigley	Pena	Tucker	J. Anderson	Halliwill	K. Anderson	Bradley
Ole Miss	Rook	Sackett	Shore	Dennis	Pena	Tucker	J. Anderson	Halliwill	K. Anderson	Bradley
College of Charleston	Rook	K. Davis	Shore	Wrigley	Pena	Tucker	J. Anderson	Halliwill	K. Anderson	Sackett
Lipscomb	Holman	Sackett	Shore	Dennis	Pena	Tucker	Gerwitz	Halliwill	K. Anderson	Bradley
College of Charleston	M. Davis	K. Davis	Shore	Dennis	Wrigley	Tucker	Gerwitz	Halliwill	K. Anderson	Bradley
Dayton	Rook	Sackett	Shore	Dennis	Wrigley	Tucker	Gerwitz	Halliwill	K. Anderson	Bradley
Lipscomb	Holman	K. Davis	Shore	Dennis	Wrigley	Tucker	Gerwitz	Halliwill	K. Anderson	Bradley
Missouri State	Rook	Sackett	Shore	Dennis	Pena	Tucker	Gerwitz	Halliwill	K. Anderson	Wrigley
Wichita State	Holman	Sackett	Shore	Rickermann	Pena	Tucker	Gerwitz	Halliwill	K. Anderson	Bradley
Kansas	Rook	Sackett	Shore	Dennis	Pena	Tucker	Gerwitz	Halliwill	K. Anderson	Melton
Kansas City	M. Davis	Melton	Bradley	Dennis	Pena	Tucker	Gerwitz	Halliwill	K. Anderson	Wrigley
Iowa	Rook	K. Davis	Shore	Dennis	Wrigley	Tucker	Robinson	Halliwill	K. Anderson	Bradley
Tennessee State	Rook	Sackett	Shore	Dennis	Pena	Tucker	Wrigley	Halliwill	K. Anderson	Bradley
Tennessee State	Holman	Sackett	Shore	Rickermann	Wrigley	Tucker	Robinson	Halliwill	K. Anderson	Melton
Tennessee State	M. Davis	K. Davis	Bradley	Wrigley	Pena	Tucker	Gerwitz	Halliwill	K. Anderson	Sackett
Southern Illinois	Canceled	-	-	-	-	-	-	-	-	-
Tennessee Tech	Rook	Sackett	Bradley	Dennis	Wrigley	Tucker	Gerwitz	Halliwill	K. Anderson	Rickermann
Tennessee Tech	Holman	Sackett	Shore	Rickermann	Wrigley	Dennis	Gerwitz	Halliwill	K. Anderson	Bradley
Tennessee Tech	M. Davis	Melton	Bradley	Wrigley	Pena	Dennis	Robinson	Halliwill	K. Anderson	Sackett
Southern Illinois	Canceled	-	-	-	-	-	-	-	-	-
Morehead State	Rook	Bradley	Shore	Dennis	Pena	Rickermann	Gerwitz	Halliwill	K. Anderson	Sackett
Morehead State	M. Davis	K. Davis	Shore	Dennis	Wrigley	Rickermann	Robinson	Halliwill	K. Anderson	Bradley
Morehead State	Holman	Sackett	Shore	Wrigley	Pena	Rickermann	Gerwitz	Halliwill	K. Anderson	Bradley
UT Martin										
UT Martin										
Eastern Illinois										
Eastern Illinois										
Eastern Illinois										
Arkansas										
Arkansas										
Austin Peay										
Austin Peay										
Austin Peay										
Murray State										
Murray State										
Murray State										
UT Martin										
UT Martin										
SIU Edwardsville										
SIU Edwardsville										
SIU Edwardsville										
Belmont										
Belmont										
Belmont										



## Game-by-Game Hitting

Opponent	AB	R	H	RBI	2B	3B	HR	BB	IBB	SB	CS	HBP	SAC	SF	GDP	K	PQ	A	E	Avg
<b>Southeast Missouri</b>	<b>24</b>	<b>13</b>	<b>11</b>	<b>11</b>	<b>1</b>	<b>1</b>	<b>1</b>	<b>5</b>	<b>0</b>	<b>5</b>	<b>0</b>	<b>0</b>	<b>0</b>	<b>0</b>	<b>0</b>	<b>5</b>	<b>15</b>	<b>2</b>	<b>0</b>	<b>.458</b>
Alabama A&M	17	0	1	0	0	0	0	2	0	0	0	0	0	0	0	12	12	4	2	.059
<b>Southeast Missouri</b>	<b>25</b>	<b>2</b>	<b>4</b>	<b>2</b>	<b>1</b>	<b>0</b>	<b>0</b>	<b>3</b>	<b>0</b>	<b>0</b>	<b>0</b>	<b>1</b>	<b>0</b>	<b>0</b>	<b>0</b>	<b>4</b>	<b>18</b>	<b>12</b>	<b>5</b>	<b>.306</b>
Southeastern Louisiana	24	6	5	2	0	0	0	1	0	6	0	1	2	0	0	3	21	6	2	.146
<b>Southeast Missouri</b>	<b>24</b>	<b>13</b>	<b>8</b>	<b>11</b>	<b>2</b>	<b>0</b>	<b>0</b>	<b>5</b>	<b>0</b>	<b>1</b>	<b>0</b>	<b>2</b>	<b>0</b>	<b>0</b>	<b>0</b>	<b>2</b>	<b>15</b>	<b>8</b>	<b>1</b>	<b>.315</b>
Nicholls	19	5	6	5	2	0	0	5	0	0	0	0	0	1	0	2	15	3	2	.200
<b>Southeast Missouri</b>	<b>30</b>	<b>5</b>	<b>12</b>	<b>5</b>	<b>0</b>	<b>0</b>	<b>0</b>	<b>1</b>	<b>0</b>	<b>1</b>	<b>1</b>	<b>1</b>	<b>1</b>	<b>1</b>	<b>0</b>	<b>4</b>	<b>18</b>	<b>7</b>	<b>1</b>	<b>.340</b>
Southeastern Louisiana	25	6	11	6	1	1	3	1	0	4	2	0	1	1	0	1	21	7	0	.271
<b>Southeast Missouri</b>	<b>23</b>	<b>5</b>	<b>7</b>	<b>4</b>	<b>1</b>	<b>0</b>	<b>0</b>	<b>6</b>	<b>0</b>	<b>2</b>	<b>2</b>	<b>2</b>	<b>0</b>	<b>0</b>	<b>0</b>	<b>5</b>	<b>21</b>	<b>2</b>	<b>1</b>	<b>.333</b>
Nicholls	23	2	1	2	0	0	1	1	0	0	0	0	0	0	0	15	18	10	0	.222
<b>Southeast Missouri</b>	<b>26</b>	<b>6</b>	<b>9</b>	<b>4</b>	<b>1</b>	<b>0</b>	<b>1</b>	<b>2</b>	<b>0</b>	<b>1</b>	<b>1</b>	<b>1</b>	<b>0</b>	<b>0</b>	<b>0</b>	<b>5</b>	<b>21</b>	<b>3</b>	<b>0</b>	<b>.336</b>
Central Michigan	21	0	0	0	0	0	1	0	0	0	0	0	0	0	0	12	18	6	1	.186
<b>Southeast Missouri</b>	<b>29</b>	<b>3</b>	<b>9</b>	<b>3</b>	<b>1</b>	<b>0</b>	<b>0</b>	<b>4</b>	<b>0</b>	<b>0</b>	<b>0</b>	<b>0</b>	<b>0</b>	<b>1</b>	<b>0</b>	<b>6</b>	<b>18</b>	<b>9</b>	<b>3</b>	<b>.331</b>
Bellarmine	26	4	6	4	1	0	0	3	0	0	0	1	0	1	0	6	21	8	0	.194
<b>Southeast Missouri</b>	<b>33</b>	<b>3</b>	<b>7</b>	<b>3</b>	<b>1</b>	<b>0</b>	<b>2</b>	<b>0</b>	<b>0</b>	<b>1</b>	<b>0</b>	<b>1</b>	<b>0</b>	<b>0</b>	<b>0</b>	<b>7</b>	<b>22</b>	<b>6</b>	<b>0</b>	<b>.313</b>
Western Kentucky	31	4	10	4	0	0	1	6	0	1	0	1	1	0	0	5	24	10	2	.215
<b>Southeast Missouri</b>	<b>23</b>	<b>12</b>	<b>14</b>	<b>11</b>	<b>2</b>	<b>1</b>	<b>0</b>	<b>5</b>	<b>0</b>	<b>1</b>	<b>1</b>	<b>0</b>	<b>1</b>	<b>1</b>	<b>0</b>	<b>1</b>	<b>15</b>	<b>1</b>	<b>0</b>	<b>.342</b>
Central Michigan	20	4	5	4	1	0	2	2	0	1	0	0	0	0	0	8	12	7	2	.218
<b>Southeast Missouri</b>	<b>27</b>	<b>4</b>	<b>5</b>	<b>4</b>	<b>1</b>	<b>0</b>	<b>0</b>	<b>1</b>	<b>0</b>	<b>0</b>	<b>0</b>	<b>0</b>	<b>0</b>	<b>0</b>	<b>0</b>	<b>5</b>	<b>18</b>	<b>7</b>	<b>0</b>	<b>.326</b>
Western Kentucky	23	5	9	4	1	0	0	3	0	0	1	0	0	1	0	3	21	15	2	.236
<b>Southeast Missouri</b>	<b>30</b>	<b>4</b>	<b>8</b>	<b>3</b>	<b>2</b>	<b>0</b>	<b>0</b>	<b>0</b>	<b>0</b>	<b>0</b>	<b>0</b>	<b>1</b>	<b>0</b>	<b>0</b>	<b>0</b>	<b>7</b>	<b>18</b>	<b>7</b>	<b>1</b>	<b>.320</b>
Ole Miss	27	7	10	6	0	0	1	3	0	1	0	2	1	0	0	4	21	7	1	.250
<b>Southeast Missouri</b>	<b>39</b>	<b>5</b>	<b>7</b>	<b>5</b>	<b>2</b>	<b>0</b>	<b>0</b>	<b>2</b>	<b>0</b>	<b>1</b>	<b>0</b>	<b>0</b>	<b>3</b>	<b>0</b>	<b>0</b>	<b>8</b>	<b>33</b>	<b>14</b>	<b>1</b>	<b>.303</b>
College of Charleston	33	4	2	3	0	0	1	2	0	0	1	1	2	0	0	8	33	7	1	.228
<b>Southeast Missouri</b>	<b>31</b>	<b>7</b>	<b>10</b>	<b>7</b>	<b>3</b>	<b>0</b>	<b>1</b>	<b>4</b>	<b>0</b>	<b>0</b>	<b>0</b>	<b>1</b>	<b>0</b>	<b>0</b>	<b>0</b>	<b>3</b>	<b>21</b>	<b>8</b>	<b>0</b>	<b>.305</b>
Lipscomb	27	1	7	1	1	0	1	1	0	1	0	0	1	0	0	4	21	7	0	.231
<b>Southeast Missouri</b>	<b>19</b>	<b>3</b>	<b>3</b>	<b>2</b>	<b>0</b>	<b>0</b>	<b>0</b>	<b>5</b>	<b>0</b>	<b>2</b>	<b>0</b>	<b>0</b>	<b>0</b>	<b>2</b>	<b>0</b>	<b>1</b>	<b>21</b>	<b>7</b>	<b>2</b>	<b>.298</b>
College of Charleston	25	2	4	1	1	0	0	1	0	0	0	1	1	0	0	6	18	10	1	.226
<b>Southeast Missouri</b>	<b>28</b>	<b>10</b>	<b>8</b>	<b>9</b>	<b>1</b>	<b>0</b>	<b>1</b>	<b>3</b>	<b>0</b>	<b>1</b>	<b>0</b>	<b>0</b>	<b>0</b>	<b>0</b>	<b>0</b>	<b>5</b>	<b>21</b>	<b>6</b>	<b>0</b>	<b>.297</b>
Dayton	24	6	7	6	0	0	2	3	0	0	0	0	3	1	0	8	18	8	4	.230
<b>Southeast Missouri</b>	<b>22</b>	<b>0</b>	<b>1</b>	<b>0</b>	<b>0</b>	<b>0</b>	<b>0</b>	<b>0</b>	<b>0</b>	<b>0</b>	<b>0</b>	<b>0</b>	<b>0</b>	<b>0</b>	<b>0</b>	<b>4</b>	<b>18</b>	<b>7</b>	<b>1</b>	<b>.284</b>
Lipscomb	19	2	3	2	1	0	0	1	0	0	1	0	2	0	0	6	21	7	0	.227
<b>Southeast Missouri</b>	<b>31</b>	<b>8</b>	<b>10</b>	<b>8</b>	<b>1</b>	<b>0</b>	<b>1</b>	<b>5</b>	<b>0</b>	<b>3</b>	<b>1</b>	<b>0</b>	<b>0</b>	<b>0</b>	<b>0</b>	<b>7</b>	<b>21</b>	<b>5</b>	<b>2</b>	<b>.287</b>
Missouri State	32	10	11	8	0	1	1	4	0	4	0	3	1	0	0	11	21	7	1	.236
<b>Southeast Missouri</b>	<b>18</b>	<b>0</b>	<b>5</b>	<b>0</b>	<b>0</b>	<b>0</b>	<b>0</b>	<b>0</b>	<b>0</b>	<b>0</b>	<b>0</b>	<b>1</b>	<b>0</b>	<b>0</b>	<b>0</b>	<b>5</b>	<b>12</b>	<b>3</b>	<b>0</b>	<b>.286</b>
Wichita State	24	14	12	14	3	0	8	4	0	1	0	1	0	0	0	3	15	8	0	.250
<b>Southeast Missouri</b>	<b>18</b>	<b>0</b>	<b>2</b>	<b>0</b>	<b>0</b>	<b>0</b>	<b>0</b>	<b>0</b>	<b>0</b>	<b>0</b>	<b>0</b>	<b>0</b>	<b>0</b>	<b>0</b>	<b>0</b>	<b>4</b>	<b>13</b>	<b>2</b>	<b>3</b>	<b>.280</b>
Kansas	20	8	6	8	1	0	2	2	0	0	0	1	1	0	0	2	15	3	1	.252
<b>Southeast Missouri</b>	<b>32</b>	<b>7</b>	<b>10</b>	<b>7</b>	<b>2</b>	<b>0</b>	<b>1</b>	<b>1</b>	<b>0</b>	<b>1</b>	<b>0</b>	<b>0</b>	<b>0</b>	<b>0</b>	<b>0</b>	<b>5</b>	<b>21</b>	<b>7</b>	<b>2</b>	<b>.282</b>
Kansas City	27	1	3	1	0	0	0	3	0	0	0	1	0	0	0	4	21	5	2	.244
<b>Southeast Missouri</b>	<b>29</b>	<b>4</b>	<b>7</b>	<b>3</b>	<b>3</b>	<b>0</b>	<b>1</b>	<b>3</b>	<b>0</b>	<b>2</b>	<b>0</b>	<b>1</b>	<b>1</b>	<b>0</b>	<b>0</b>	<b>4</b>	<b>21</b>	<b>4</b>	<b>0</b>	<b>.280</b>
Iowa	27	3	7	3	0	0	1	3	0	0	0	0	0	0	0	3	21	9	2	.245
<b>Southeast Missouri</b>	<b>27</b>	<b>9</b>	<b>10</b>	<b>7</b>	<b>3</b>	<b>1</b>	<b>2</b>	<b>2</b>	<b>0</b>	<b>0</b>	<b>1</b>	<b>1</b>	<b>0</b>	<b>0</b>	<b>1</b>	<b>0</b>	<b>18</b>	<b>3</b>	<b>1</b>	<b>.284</b>
Tennessee State	21	1	2	1	0	0	0	2	0	0	0	1	0	0	0	13	17	6	3	.239
<b>Southeast Missouri</b>	<b>25</b>	<b>6</b>	<b>7</b>	<b>6</b>	<b>1</b>	<b>0</b>	<b>2</b>	<b>2</b>	<b>0</b>	<b>1</b>	<b>0</b>	<b>1</b>	<b>0</b>	<b>0</b>	<b>0</b>	<b>3</b>	<b>21</b>	<b>11</b>	<b>0</b>	<b>.284</b>
Tennessee State	23	0	5	0	0	0	0	0	0	0	1	0	1	0	0	8	18	2	1	.238
<b>Southeast Missouri</b>	<b>22</b>	<b>11</b>	<b>10</b>	<b>11</b>	<b>1</b>	<b>1</b>	<b>5</b>	<b>2</b>	<b>0</b>	<b>0</b>	<b>0</b>	<b>2</b>	<b>0</b>	<b>0</b>	<b>0</b>	<b>1</b>	<b>15</b>	<b>7</b>	<b>2</b>	<b>.290</b>
Tennessee State	22	3	6	2	1	0	0	1	0	0	0	0	0	0	0	3	12	5	0	.240
<b>Southeast Missouri</b>	<b>Canceled</b>	<b>-</b>	<b>-</b>	<b>-</b>	<b>-</b>	<b>-</b>	<b>-</b>	<b>-</b>	<b>-</b>	<b>-</b>	<b>-</b>	<b>-</b>	<b>-</b>	<b>-</b>	<b>-</b>	<b>-</b>	<b>-</b>	<b>-</b>	<b>-</b>	<b>-</b>
Southern Illinois	-	-	-	-	-	-	-	-	-	-	-	-	-	-	-	-	-	-	-	-
<b>Southeast Missouri</b>	<b>25</b>	<b>3</b>	<b>4</b>	<b>2</b>	<b>1</b>	<b>0</b>	<b>2</b>	<b>1</b>	<b>0</b>	<b>1</b>	<b>0</b>	<b>0</b>	<b>0</b>	<b>0</b>	<b>0</b>	<b>2</b>	<b>18</b>	<b>6</b>	<b>2</b>	<b>.285</b>
Tennessee Tech	25	5	5	2	0	0	0	7	0	3	0	0	0	0	0	7	21	6	1	.238



## SOUTHEAST MISSOURI SOFTBALL NOTES // EASTERN ILLINOIS

### Game-by-Game Hitting

Opponent	AB	R	H	RBI	2B	3B	HR	BB	IBB	SB	CS	HBP	SAC	SE	GDP	K	PO	A	E	Avg
<b>Southeast Missouri</b>	<b>38</b>	<b>4</b>	<b>11</b>	<b>4</b>	<b>0</b>	<b>0</b>	<b>0</b>	<b>3</b>	<b>0</b>	<b>2</b>	<b>1</b>	<b>0</b>	<b>0</b>	<b>0</b>	<b>0</b>	<b>3</b>	<b>29</b>	<b>14</b>	<b>2</b>	<b>.285</b>
Tennessee Tech	36	5	9	5	0	0	1	8	0	1	0	0	4	0	0	7	30	15	2	.239
<b>Southeast Missouri</b>	<b>28</b>	<b>0</b>	<b>6</b>	<b>0</b>	<b>0</b>	<b>0</b>	<b>0</b>	<b>2</b>	<b>0</b>	<b>2</b>	<b>0</b>	<b>0</b>	<b>0</b>	<b>0</b>	<b>0</b>	<b>2</b>	<b>18</b>	<b>9</b>	<b>0</b>	<b>.282</b>
Tennessee Tech	23	2	7	2	1	0	0	2	0	1	00	1	1	0	1	21	9	1	7	.241
<b>Southeast Missouri</b>	<b>Canceled</b>	-	-	-	-	-	-	-	-	-	-	-	-	-	-	-	-	-	-	-
Southern Illinois	-	-	-	-	-	-	-	-	-	-	-	-	-	-	-	-	-	-	-	-
<b>Southeast Missouri</b>	<b>23</b>	<b>4</b>	<b>6</b>	<b>2</b>	<b>2</b>	<b>0</b>	<b>0</b>	<b>2</b>	<b>0</b>	<b>1</b>	<b>2</b>	<b>0</b>	<b>0</b>	<b>0</b>	<b>0</b>	<b>1</b>	<b>21</b>	<b>6</b>	<b>1</b>	<b>.282</b>
Morehead State	23	0	2	0	0	0	0	2	0	1	1	0	0	0	0	11	18	9	3	.236
<b>Southeast Missouri</b>	<b>21</b>	<b>12</b>	<b>9</b>	<b>10</b>	<b>4</b>	<b>0</b>	<b>2</b>	<b>9</b>	<b>0</b>	<b>1</b>	<b>1</b>	<b>0</b>	<b>0</b>	<b>0</b>	<b>0</b>	<b>2</b>	<b>15</b>	<b>6</b>	<b>1</b>	<b>.286</b>
Morehead State	19	2	3	2	0	0	0	1	0	1	0	0	0	0	0	7	13	4	1	.234
<b>Southeast Missouri</b>	<b>24</b>	<b>8</b>	<b>11</b>	<b>7</b>	<b>2</b>	<b>1</b>	<b>0</b>	<b>2</b>	<b>0</b>	<b>1</b>	<b>1</b>	<b>0</b>	<b>1</b>	<b>0</b>	<b>0</b>	<b>4</b>	<b>15</b>	<b>9</b>	<b>0</b>	<b>.291</b>
Morehead State	16	0	2	0	0	0	0	0	0	1	0	0	1	0	0	4	14	7	1	.231
<b>Southeast Missouri</b>																				
UT Martin																				
<b>Southeast Missouri</b>																				
UT Martin																				
<b>Southeast Missouri</b>																				
Eastern Illinois																				
<b>Southeast Missouri</b>																				
Eastern Illinois																				
<b>Southeast Missouri</b>																				
Eastern Illinois																				
<b>Southeast Missouri</b>																				
Arkansas																				
<b>Southeast Missouri</b>																				
Arkansas																				
<b>Southeast Missouri</b>																				
Austin Peay																				
<b>Southeast Missouri</b>																				
Austin Peay																				
<b>Southeast Missouri</b>																				
Austin Peay																				
<b>Southeast Missouri</b>																				
Murray State																				
<b>Southeast Missouri</b>																				
Murray State																				
<b>Southeast Missouri</b>																				
Murray State																				
<b>Southeast Missouri</b>																				
UT Martin																				
<b>Southeast Missouri</b>																				
UT Martin																				
<b>Southeast Missouri</b>																				
SIU Edwardsville																				
<b>Southeast Missouri</b>																				
SIU Edwardsville																				
<b>Southeast Missouri</b>																				
SIU Edwardsville																				
<b>Southeast Missouri</b>																				
Belmont																				
<b>Southeast Missouri</b>																				
Belmont																				
<b>Southeast Missouri</b>																				
Belmont																				





## Game-by-Game Pitching

Opponent	IP	H	R	ER	BB	SO	2B	3B	HR	WP	BK	HBP	DP	IBB	Score	W-L	SV	ERA
<b>Southeast Missouri</b>	<b>5.0</b>	<b>1</b>	<b>0</b>	<b>0</b>	<b>2</b>	<b>12</b>	<b>0</b>	<b>0</b>	<b>0</b>	<b>1</b>	<b>0</b>	<b>0</b>	<b>0</b>	<b>0</b>	<b>13-0</b>	<b>1-0</b>	<b>0</b>	<b>0.00</b>
Alabama A&M	4.0	11	13	9	5	5	1	1	1	0	0	0	0	0	0-13	0-1	0	15.75
<b>Southeast Missouri</b>	<b>6.0</b>	<b>5</b>	<b>6</b>	<b>1</b>	<b>1</b>	<b>3</b>	<b>0</b>	<b>0</b>	<b>0</b>	<b>0</b>	<b>0</b>	<b>1</b>	<b>0</b>	<b>0</b>	<b>2-6</b>	<b>1-1</b>	<b>0</b>	<b>0.64</b>
Southeastern Louisiana	7.0	4	2	1	3	4	1	0	0	0	0	1	1	0	6-2	1-1	0	6.36
<b>Southeast Missouri</b>	<b>5.0</b>	<b>6</b>	<b>5</b>	<b>5</b>	<b>5</b>	<b>2</b>	<b>2</b>	<b>0</b>	<b>0</b>	<b>1</b>	<b>0</b>	<b>0</b>	<b>1</b>	<b>0</b>	<b>13-5</b>	<b>2-1</b>	<b>0</b>	<b>2.62</b>
Nicholls	5.0	8	13	11	5	2	2	0	0	1	0	2	0	0	5-13	1-2	0	9.19
<b>Southeast Missouri</b>	<b>6.0</b>	<b>11</b>	<b>6</b>	<b>5</b>	<b>1</b>	<b>1</b>	<b>1</b>	<b>1</b>	<b>3</b>	<b>0</b>	<b>0</b>	<b>0</b>	<b>0</b>	<b>0</b>	<b>5-6</b>	<b>2-2</b>	<b>0</b>	<b>3.50</b>
Southeastern Louisiana	7.0	12	5	5	1	4	0	0	0	0	0	1	0	0	6-5	2-2	0	7.91
<b>Southeast Missouri</b>	<b>7.0</b>	<b>1</b>	<b>2</b>	<b>0</b>	<b>1</b>	<b>15</b>	<b>0</b>	<b>0</b>	<b>1</b>	<b>0</b>	<b>0</b>	<b>0</b>	<b>0</b>	<b>0</b>	<b>5-2</b>	<b>3-2</b>	<b>0</b>	<b>2.66</b>
Nicholls	6.0	7	5	5	6	5	1	0	0	1	0	2	0	0	2-5	2-3	0	7.48
<b>Southeast Missouri</b>	<b>7.0</b>	<b>0</b>	<b>0</b>	<b>0</b>	<b>1</b>	<b>12</b>	<b>0</b>	<b>0</b>	<b>0</b>	<b>0</b>	<b>0</b>	<b>0</b>	<b>0</b>	<b>0</b>	<b>6-0</b>	<b>4-2</b>	<b>0</b>	<b>2.14</b>
Central Michigan	6.0	9	6	4	2	5	1	0	1	0	0	1	0	0	0-6	2-4	0	7.00
<b>Southeast Missouri</b>	<b>6.0</b>	<b>6</b>	<b>4</b>	<b>4</b>	<b>3</b>	<b>6</b>	<b>1</b>	<b>0</b>	<b>0</b>	<b>0</b>	<b>0</b>	<b>1</b>	<b>0</b>	<b>0</b>	<b>3-4</b>	<b>4-3</b>	<b>0</b>	<b>2.50</b>
Bellarmine	7.0	9	3	3	4	6	1	0	0	0	0	0	0	0	4-3	3-4	0	6.33
<b>Southeast Missouri</b>	<b>7.1</b>	<b>10</b>	<b>4</b>	<b>4</b>	<b>6</b>	<b>5</b>	<b>0</b>	<b>0</b>	<b>1</b>	<b>0</b>	<b>0</b>	<b>1</b>	<b>0</b>	<b>0</b>	<b>3-4</b>	<b>4-4</b>	<b>0</b>	<b>2.70</b>
Western Kentucky	8.0	7	3	3	0	7	1	0	2	0	0	1	0	0	4-3	4-4	0	5.74
<b>Southeast Missouri</b>	<b>5.0</b>	<b>5</b>	<b>4</b>	<b>4</b>	<b>2</b>	<b>8</b>	<b>1</b>	<b>0</b>	<b>2</b>	<b>1</b>	<b>0</b>	<b>0</b>	<b>0</b>	<b>0</b>	<b>12-4</b>	<b>5-4</b>	<b>0</b>	<b>2.96</b>
Central Michigan	4.0	14	12	8	5	1	2	1	0	0	0	0	1	0	4-12	4-5	0	6.35
<b>Southeast Missouri</b>	<b>6.0</b>	<b>9</b>	<b>5</b>	<b>5</b>	<b>3</b>	<b>3</b>	<b>1</b>	<b>0</b>	<b>0</b>	<b>2</b>	<b>0</b>	<b>0</b>	<b>1</b>	<b>0</b>	<b>4-5</b>	<b>5-5</b>	<b>0</b>	<b>3.25</b>
Western Kentucky	7.0	5	4	0	1	5	1	0	0	0	0	0	0	0	5-4	5-5	0	5.62
<b>Southeast Missouri</b>	<b>6.0</b>	<b>10</b>	<b>7</b>	<b>6</b>	<b>3</b>	<b>4</b>	<b>0</b>	<b>0</b>	<b>1</b>	<b>0</b>	<b>0</b>	<b>2</b>	<b>0</b>	<b>0</b>	<b>4-7</b>	<b>5-6</b>	<b>0</b>	<b>3.59</b>
Ole Miss	7.0	8	4	3	0	7	2	0	0	0	0	1	0	0	7-4	6-5	0	5.35
<b>Southeast Missouri</b>	<b>11.0</b>	<b>2</b>	<b>4</b>	<b>1</b>	<b>2</b>	<b>8</b>	<b>0</b>	<b>0</b>	<b>1</b>	<b>1</b>	<b>0</b>	<b>1</b>	<b>0</b>	<b>0</b>	<b>5-4</b>	<b>6-6</b>	<b>0</b>	<b>3.17</b>
College of Charleston	11.0	7	5	2	2	8	2	0	0	0	0	0	2	0	4-5	6-6	0	4.78
<b>Southeast Missouri</b>	<b>7.0</b>	<b>7</b>	<b>1</b>	<b>1</b>	<b>1</b>	<b>4</b>	<b>1</b>	<b>0</b>	<b>1</b>	<b>1</b>	<b>0</b>	<b>0</b>	<b>0</b>	<b>0</b>	<b>7-1</b>	<b>7-6</b>	<b>0</b>	<b>2.99</b>
Lipscomb	7.0	10	7	7	4	3	3	0	1	0	0	1	0	0	1-7	6-7	0	4.97
<b>Southeast Missouri</b>	<b>7.0</b>	<b>4</b>	<b>2</b>	<b>0</b>	<b>1</b>	<b>6</b>	<b>1</b>	<b>0</b>	<b>0</b>	<b>0</b>	<b>0</b>	<b>1</b>	<b>1</b>	<b>0</b>	<b>3-2</b>	<b>8-6</b>	<b>1</b>	<b>2.76</b>
College of Charleston	6.0	3	3	3	5	1	0	0	0	3	0	0	1	0	2-3	6-8	0	4.87
<b>Southeast Missouri</b>	<b>7.0</b>	<b>7</b>	<b>6</b>	<b>6</b>	<b>3</b>	<b>8</b>	<b>0</b>	<b>0</b>	<b>2</b>	<b>2</b>	<b>0</b>	<b>0</b>	<b>0</b>	<b>0</b>	<b>10-6</b>	<b>9-6</b>	<b>1</b>	<b>2.99</b>
Dayton	6.0	8	10	1	3	5	1	0	1	0	0	0	1	0	6-10	6-9	0	4.64
<b>Southeast Missouri</b>	<b>6.0</b>	<b>3</b>	<b>2</b>	<b>1</b>	<b>1</b>	<b>6</b>	<b>1</b>	<b>0</b>	<b>0</b>	<b>3</b>	<b>0</b>	<b>0</b>	<b>0</b>	<b>0</b>	<b>0-2</b>	<b>9-7</b>	<b>1</b>	<b>2.88</b>
Lipscomb	7.0	1	0	0	0	4	0	0	0	0	0	0	0	0	2-0	7-9	0	4.33
<b>Southeast Missouri</b>	<b>7.0</b>	<b>11</b>	<b>10</b>	<b>10</b>	<b>4</b>	<b>11</b>	<b>0</b>	<b>1</b>	<b>1</b>	<b>3</b>	<b>0</b>	<b>3</b>	<b>0</b>	<b>0</b>	<b>8-10</b>	<b>9-8</b>	<b>1</b>	<b>3.33</b>
Missouri State	7.0	10	8	8	5	7	1	0	1	0	0	0	0	0	10-8	8-9	0	4.56
<b>Southeast Missouri</b>	<b>4.0</b>	<b>12</b>	<b>14</b>	<b>14</b>	<b>4</b>	<b>3</b>	<b>3</b>	<b>0</b>	<b>8</b>	<b>1</b>	<b>0</b>	<b>1</b>	<b>0</b>	<b>0</b>	<b>0-14</b>	<b>9-9</b>	<b>1</b>	<b>4.07</b>
Wichita State	5.0	5	0	0	0	5	0	0	0	0	0	1	0	0	14-0	9-9	0	4.37
<b>Southeast Missouri</b>	<b>4.1</b>	<b>6</b>	<b>8</b>	<b>5</b>	<b>2</b>	<b>2</b>	<b>1</b>	<b>0</b>	<b>2</b>	<b>1</b>	<b>0</b>	<b>1</b>	<b>0</b>	<b>0</b>	<b>0-8</b>	<b>9-10</b>	<b>1</b>	<b>4.21</b>
Kansas	5.0	2	0	0	0	4	0	0	0	0	0	0	0	0	8-0	10-9	0	4.19
<b>Southeast Missouri</b>	<b>7.0</b>	<b>3</b>	<b>1</b>	<b>0</b>	<b>3</b>	<b>4</b>	<b>0</b>	<b>0</b>	<b>0</b>	<b>0</b>	<b>0</b>	<b>1</b>	<b>0</b>	<b>0</b>	<b>7-1</b>	<b>10-10</b>	<b>1</b>	<b>3.98</b>
Kansas City	7.0	10	7	6	1	5	2	0	1	1	0	0	0	0	1-7	10-10	0	4.29
<b>Southeast Missouri</b>	<b>7.0</b>	<b>7</b>	<b>3</b>	<b>3</b>	<b>3</b>	<b>3</b>	<b>0</b>	<b>0</b>	<b>1</b>	<b>1</b>	<b>0</b>	<b>0</b>	<b>0</b>	<b>0</b>	<b>4-3</b>	<b>11-10</b>	<b>1</b>	<b>3.93</b>
Iowa	7.0	7	4	4	3	4	3	0	1	1	0	1	0	0	3-4	10-11	0	4.27
<b>Southeast Missouri</b>	<b>6.0</b>	<b>2</b>	<b>1</b>	<b>0</b>	<b>2</b>	<b>13</b>	<b>0</b>	<b>0</b>	<b>0</b>	<b>0</b>	<b>0</b>	<b>1</b>	<b>0</b>	<b>0</b>	<b>9-1</b>	<b>12-10</b>	<b>1</b>	<b>3.76</b>
Tennessee State	5.2	10	9	6	2	0	3	1	2	1	0	1	1	0	1-9	10-12	0	4.40
<b>Southeast Missouri</b>	<b>7.0</b>	<b>5</b>	<b>0</b>	<b>0</b>	<b>0</b>	<b>8</b>	<b>0</b>	<b>0</b>	<b>0</b>	<b>0</b>	<b>0</b>	<b>0</b>	<b>1</b>	<b>0</b>	<b>6-0</b>	<b>13-10</b>	<b>1</b>	<b>3.58</b>
Tennessee State	6.0	7	6	6	2	3	1	0	2	0	0	1	0	0	0-6	10-13	0	4.50
<b>Southeast Missouri</b>	<b>5.0</b>	<b>6</b>	<b>3</b>	<b>1</b>	<b>1</b>	<b>3</b>	<b>1</b>	<b>0</b>	<b>0</b>	<b>0</b>	<b>0</b>	<b>0</b>	<b>0</b>	<b>0</b>	<b>11-3</b>	<b>14-10</b>	<b>1</b>	<b>3.51</b>
Tennessee State	4.0	10	11	11	2	1	1	1	5	0	0	2	0	0	3-11	10-14	0	4.89
<b>Southeast Missouri</b>	<b>Canceled</b>	-	-	-	-	-	-	-	-	-	-	-	-	-	-	-	-	-
Southern Illinois	-	-	-	-	-	-	-	-	-	-	-	-	-	-	-	-	-	-
<b>Southeast Missouri</b>	<b>6.0</b>	<b>5</b>	<b>5</b>	<b>2</b>	<b>7</b>	<b>7</b>	<b>0</b>	<b>0</b>	<b>0</b>	<b>2</b>	<b>0</b>	<b>0</b>	<b>0</b>	<b>0</b>	<b>3-5</b>	<b>14-11</b>	<b>1</b>	<b>3.46</b>
Tennessee Tech	7.0	4	3	2	1	2	1	0	2	0	0	0	1	0	5-3	11-14	0	4.76
<b>Southeast Missouri</b>	<b>9.2</b>	<b>9</b>	<b>5</b>	<b>5</b>	<b>8</b>	<b>7</b>	<b>0</b>	<b>0</b>	<b>1</b>	<b>2</b>	<b>0</b>	<b>0</b>	<b>0</b>	<b>0</b>	<b>4-5</b>	<b>14-12</b>	<b>1</b>	<b>3.47</b>
Tennessee Tech	10.0	11	4	4	3	3	0	0	0	1	0	0	2	0	5-4	12-14	0	4.65
<b>Southeast Missouri</b>	<b>6.0</b>	<b>7</b>	<b>2</b>	<b>2</b>	<b>2</b>	<b>1</b>	<b>1</b>	<b>0</b>	<b>0</b>	<b>0</b>	<b>0</b>	<b>0</b>	<b>0</b>	<b>0</b>	<b>0-2</b>	<b>14-13</b>	<b>1</b>	<b>3.43</b>
Tennessee Tech	7.0	6	0	0	2	2	0	0	0	0	0	0	0	0	2-0	13-14	0	4.46



## Game-by-Game Pitching

Opponent	IP	H	R	ER	BB	SO	2B	3B	HR	WP	BK	HBP	DP	IBB	Score	W-L	SV	ERA
<b>Southeast Missouri</b>	<b>Canceled</b>	-	-	-	-	-	-	-	-	-	-	-	-	-	-	-	-	-
Southern Illinois	-	-	-	-	-	-	-	-	-	-	-	-	-	-	-	-	-	-
<b>Southeast Missouri</b>	<b>7.0</b>	<b>2</b>	<b>0</b>	<b>0</b>	<b>2</b>	<b>11</b>	<b>0</b>	<b>0</b>	<b>0</b>	<b>0</b>	<b>0</b>	<b>0</b>	<b>0</b>	<b>0</b>	<b>4-0</b>	<b>15-13</b>	<b>1</b>	<b>3.30</b>
Morehead State	6.0	6	4	2	2	1	2	0	0	0	0	0	0	0	0-4	13-15	0	4.39
<b>Southeast Missouri</b>	<b>5.0</b>	<b>3</b>	<b>2</b>	<b>2</b>	<b>1</b>	<b>7</b>	<b>0</b>	<b>0</b>	<b>0</b>	<b>0</b>	<b>0</b>	<b>0</b>	<b>0</b>	<b>0</b>	<b>12-2</b>	<b>16-13</b>	<b>1</b>	<b>3.29</b>
Morehead State	4.1	9	12	11	9	2	4	0	2	2	0	0	0	0	2-12	13-16	0	4.70
<b>Southeast Missouri</b>	<b>5.0</b>	<b>2</b>	<b>0</b>	<b>0</b>	<b>0</b>	<b>4</b>	<b>0</b>	<b>0</b>	<b>0</b>	<b>0</b>	<b>0</b>	<b>0</b>	<b>0</b>	<b>0</b>	<b>8-0</b>	<b>17-13</b>	<b>1</b>	<b>3.20</b>
Morehead State	4.2	11	8	7	2	4	2	1	0	0	0	0	0	0	0-8	13-17	0	4.85
<b>Southeast Missouri</b>																		
UT Martin																		
<b>Southeast Missouri</b>																		
UT Martin																		
<b>Southeast Missouri</b>																		
Eastern Illinois																		
<b>Southeast Missouri</b>																		
Eastern Illinois																		
<b>Southeast Missouri</b>																		
Eastern Illinois																		
<b>Southeast Missouri</b>																		
Arkansas																		
<b>Southeast Missouri</b>																		
Arkansas																		
<b>Southeast Missouri</b>																		
Austin Peay																		
<b>Southeast Missouri</b>																		
Austin Peay																		
<b>Southeast Missouri</b>																		
Austin Peay																		
<b>Southeast Missouri</b>																		
Murray State																		
<b>Southeast Missouri</b>																		
Murray State																		
<b>Southeast Missouri</b>																		
Murray State																		
<b>Southeast Missouri</b>																		
UT Martin																		
<b>Southeast Missouri</b>																		
UT Martin																		
<b>Southeast Missouri</b>																		
SIU Edwardsville																		
<b>Southeast Missouri</b>																		
SIU Edwardsville																		
<b>Southeast Missouri</b>																		
SIU Edwardsville																		
<b>Southeast Missouri</b>																		
Belmont																		
<b>Southeast Missouri</b>																		
Belmont																		
<b>Southeast Missouri</b>																		
Belmont																		



### 2022 OVC Statistics

Record: 6-3 Home: 6-0 Away: 0-3 OVC: 6-3

Player	avg	gp-gs	ab	r	h	2b	3b	hr	rbi	tb	slg%	bb	hp	so	gdp	ob%	sf	sh	sb-att	po	a	e	fld%
14 ANDERSON, Kaylee	.429	9-9	28	8	12	0	0	4	13	24	.857	1	0	3	0	.448	0	0	3-4	7	0	0	1.000
2 HALLIWILL, Paige	.417	9-9	24	9	10	3	0	4	7	25	1.042	4	0	2	0	.500	0	1	1-2	8	0	0	1.000
20 SACKETT, Kat	.389	8-8	18	4	7	1	0	2	7	14	.778	2	1	1	0	.476	0	0	0-0	33	1	1	.971
24 WRIGLEY, Kynzie	.360	9-8	25	7	9	4	0	1	9	16	.640	2	1	1	0	.429	0	0	1-2	9	15	2	.923
26 SHORE, Aubrie	.263	8-6	19	1	5	1	0	1	2	9	.474	2	0	3	0	.333	0	0	0-1	40	0	0	1.000
16 RICKERMANN, Abigail	.250	9-6	20	7	5	0	2	0	1	9	.450	3	0	0	0	.348	0	0	1-1	12	7	0	1.000
21 PENA, Chelsy	.222	7-5	18	5	4	2	0	1	3	9	.500	0	0	3	0	.222	0	0	0-0	2	11	3	.813
-----																							
18 DENNIS, Sydney	.353	8-6	17	1	6	0	0	0	4	6	.353	0	0	0	0	.353	0	0	1-2	4	7	2	.846
11 BRADLEY, Tori	.353	9-8	17	3	6	2	0	0	0	8	.471	5	1	1	0	.522	0	0	1-1	26	2	1	.966
4 TUCKER, Alyson	.333	4-4	6	3	2	0	1	0	1	4	.667	3	0	0	1	.556	0	0	0-0	3	6	0	1.000
10 GERWITZ, Tatum	.313	8-5	16	2	5	1	0	0	1	6	.375	0	0	3	0	.313	0	0	0-0	4	0	0	1.000
17 ROBINSON, Kelby	.143	6-3	7	2	1	0	0	0	0	1	.143	0	0	0	0	.143	0	0	0-1	1	0	0	1.000
7 DAVIS, Karsyn	.125	6-2	8	1	1	0	0	0	1	1	.125	1	0	1	0	.222	0	0	0-0	18	0	0	1.000
8 MELTON, Sydney	.125	7-2	8	0	1	0	0	0	0	1	.125	2	1	0	0	.364	0	0	1-1	3	3	0	1.000
3 FLEMING, Kimmy	.000	2-0	2	0	0	0	0	0	0	0	.000	0	0	0	0	.000	0	0	0-0	0	0	0	.000
5 GRISHAM, Kileigh	.000	7-0	0	4	0	0	0	0	0	0	.000	0	0	0	0	.000	0	0	0-0	0	0	0	.000
Totals	.318	9	233	57	74	14	3	13	49	133	.571	25	4	18	1	.393	0	1	9-15	170	71	9	.964
Opponents	.197	9	208	18	41	2	0	1	14	46	.221	23	1	61	0	.279	1	7	8-10	164	63	13	.946

LOB - Team (42), Opp (52). DPs turned - Team (1), Opp (4).

### (OVC games only Sorted by Earned run avg)

Player	era	w-l	app	gs	cg	sho	sv	ip	h	r	er	bb	so	2b	3b	hr	b/avg	wp	hp	bks	sfa	sha
9 ROOK, Rachel	0.93	3-2	7	3	1	0/1	0	22.2	10	7	3	13	41	1	0	1	.123	2	1	0	0	1
19 HOLMAN, Paytience	1.50	2-0	4	3	2	2/1	0	18.2	15	4	4	4	14	0	0	0	.231	1	0	0	0	5
6 DAVIS, Marisa	2.28	1-1	4	3	0	0/0	0	15.1	16	7	5	6	6	1	0	0	.258	1	0	0	1	1
Totals	1.48	6-3	9	9	3	3/1	0	56.2	41	18	12	23	61	2	0	1	.197	4	1	0	1	7
Opponents	6.27	3-6	9	9	7	1/0	0	54.2	74	57	49	25	18	14	3	13	.318	4	4	0	0	1

PB - Team (1), K. DAVIS 1, Opp (1). SBA/ATT - M. DAVIS (4-4), SACKETT (3-4), ROOK (2-3), K. DAVIS (3-3), HOLMAN (2-3), BRADLEY, T. (1-2), MELTON (1-1).