



2022 SOUTHEAST MISSOURI BASEBALL

Southeast Missouri (28-11, 11-4) at Belmont (27-14, 9-3)

Games
40-42



Schedule/Results

Follow the Redhawks

Radio.....ESPN 93.5 FM & 1220 AM
(Erik Sean)
Video.....ESPN+ (Friday Only)
Live Stats.....BelmontBruins.com
Twitter.....@SEMObaseball

Dates.....Fri.-Sun., April 29-May 1, 2022
Series Schedule.....Friday - 5 p.m., CT
Saturday - 2 p.m., CT
Sunday, 1 p.m., CT
Location.....Nashville, Tenn.
Facility.....E.S. Rose Park
Series.....SEMO leads, 21-12
Last Meeting.....SEMO 5, BEL 0
(May 5, 2021 | Nashville, Tenn.)

Head Coaches.....Andy Sawyers
(233-156 overall; 146-129 at SEMO; 76-59
OVC). Dave Jarvis (1,023-762-2 overall;
698-639-2 at BEL).

Strategic Communications

Jeff Honza, Assistant Director of Athletics
Office Phone.....(573) 651-2933
Mobile.....(618) 528-1145
Email.....redhawk1@me.com

February (5-1)

18	at #22 Dallas Baptist	W, 7-6 (12)
19	at #22 Dallas Baptist	W, 6-5 (10)
20	at #22 Dallas Baptist	L, 5-13
22	at Kentucky ^{SECN+}	Canceled
26	Bellarmine	W, 8-7 (11)
27	Bellarmine	W, 10-2
27	Bellarmine	W, 12-8

March (13-4, 3-0 OVC)

1	Saint Louis	W, 16-5 (7)
4	Bradley	W, 16-7
5	Bradley	W, 11-8
5	Bradley	W, 12-5
8	at Arkansas State ^{ESPN+}	W, 14-6
12	Valparaiso	W, 9-1
13	Valparaiso	W, 16-6
13	Valparaiso	W, 10-8
15	at Indiana State ^{ESPN+}	L, 1-10
16	at Indiana State ^{ESPN+}	L, 4-5
19	at Missouri State	W, 6-3
19	at Missouri State	L, 3-9
20	at Missouri State	L, 5-16
25	SIU Edwardsville* ^{ESPN+}	W, 2-1
26	SIU Edwardsville* ^{ESPN+}	W, 2-1
27	SIU Edwardsville* ^{ESPN+}	W, 5-2
29	at Saint Louis	W, 4-1

April (10-6, 8-4 OVC)

1	at Austin Peay*	L, 3-4
2	at Austin Peay*	L, 7-8
3	at Austin Peay*	W, 6-5
5	Arkansas State	W, 8-5
8	Murray State* ^{ESPN+}	W, 11-2
9	Murray State* ^{ESPN+}	W, 8-5
10	Murray State* ^{ESPN+}	W, 11-10
12	Southern Illinois	L, 2-3
14	at Tennessee Tech*	L, 3-10
15	at Tennessee Tech*	W, 9-4
16	at Tennessee Tech*	L, 4-7
19	at Ole Miss ^{SECN+}	W, 13-3
22	Morehead State* ^{ESPN+}	W, 8-7 (10)
23	Morehead State* ^{ESPN+}	W, 16-9
23	Morehead State* ^{ESPN+}	W, 9-8 (10)
26	at Southern Illinois	L, 6-7 (11)
29	at Belmont* ^{ESPN+}	5 p.m.
30	at Belmont*	2 p.m.

May (0-0, 0-0 OVC)

1	at Belmont*	1 p.m.
3	at Missouri	6:30 p.m.
6	at Oklahoma State	6 p.m.
7	at Oklahoma State	6 p.m.
8	at Oklahoma State	1 p.m.
10	Missouri State	5 p.m.
13	UT Martin* ^{ESPN+}	6 p.m.
14	UT Martin* ^{ESPN+}	2 p.m.
15	UT Martin* ^{ESPN+}	1 p.m.
19	at Eastern Illinois*	3 p.m.
20	at Eastern Illinois*	1 p.m.
21	at Eastern Illinois*	1 p.m.
25-28	OVC Tournament	Lexington, Ky.

Southeast Missouri Probable Starting Pitchers

	#	Name	Ht.	Wt.	Cl.	Hometown (Previous School)
Friday	20	Jason Rackers	RHP	6-7	225	Sr. Jefferson City, Mo. (Tennessee)
Saturday	30	Tommy Windt	RHP	6-3	212	Jr. Orland Park, Ill. (South Suburban College)
Sunday	-	TBA	-	-	-	-

Belmont Probable Starting Pitchers

	#	Name	Ht.	Wt.	Cl.	Hometown (Previous School)
Friday	7	Andy Bean	LHP	6-0	180	So. Fisherville, Tenn. (St. George's)
Saturday	44	Joshua South	RHP	6-3	225	Jr. Cookeville, Tenn. (Cookeville)
Sunday	32	Jalen Borders	LHP	6-7	240	So. Alexandria, Ala. (Alexandria)

Top Two OVC Teams Square Off in Music City This Weekend

Second-place Southeast Missouri (28-11, 11-4) and Ohio Valley Conference leader Belmont (27-14, 9-3) hook up for a big series in the Music City this weekend. Friday's series-opener is set for 5 p.m., CT at E.S. Rose Park.

Follow the Redhawks

Video for Friday's series-opener can be accessed online at ESPN+. Listen to all games of the series live on the radio at ESPN 93.5 FM and 1220 AM. Erik Sean will call the action. Live stats for the three-game set can be accessed at BelmontBruins.com. Twitter updates available @SEMObaseball.

Series History

Southeast Missouri and Belmont meet for the 34th time Friday. SEMO holds a 21-12 lead in the all-time series. The Redhawks won six of the last nine games of the series and have claimed three-straight series wins against the Bruins dating back to 2018.

More on the Matchup

The Redhawks (28) and Bruins (27) have combined for 55 wins this season as the Ohio Valley Conference's current top two teams. Southeast Missouri has scored the most runs

(308), while Belmont has given up the fewest (190) in the league thus far. There are six Pre-season All-OVC selections between the teams, including Preseason Player of the Year short-stop Tyler Wilber and outfielder Jevon Mason for SEMO, and third baseman Logan Jarvis, outfielder John Behrends and starting pitchers Andy Bean and Joshua Smith for BU.

Redhawks Drop Midweek Tilt at Southern Illinois on Walkoff Home Run

Southeast Missouri came up on the short end of a 7-6 extra inning loss at longtime rival Southern Illinois (Apr. 26). SEMO held a 6-1 lead until SIU scored five runs to tie the game



Southeast Missouri or **SEMO** is the preferred reference for Southeast Missouri State University athletic teams. Southeastern Missouri State is not an acceptable reference.



SOUTHEAST MISSOURI BASEBALL NOTES

BELMONT // APR. 29-MAY 1

in the bottom of the eighth inning. The Salukis then won on a walkoff home run in the bottom of the 11th. SIU used a pair of one-run victories to sweep the home-and-home series this season.

Extra! Extra!

The Redhawks have gone to extra innings in three of their last four games. Southeast Missouri won a pair of 10-inning contests vs. Morehead State before falling at Southern Illinois (Apr. 26). SEMO has been involved in six extra-inning affairs this year and is 5-1 in those matchups.

Andrews Gets 10th Home Run

Lincoln Andrews has hit four home runs in his last three games. Andrews recently picked up his 10th home run of the season with a two-run shot in the top of the eighth inning at Southern Illinois (Apr. 26). He is the fourth Redhawk to reach double-digit home runs in 2022 joining Tyler Wilber (14), Andrew Keck (10) and Jevon Mason (10).

Another Sweep

Southeast Missouri recorded its sixth series sweep of the season when it beat Morehead State (Apr. 22-23). SEMO won two of its three games against the Eagles by one run in extra innings. The Redhawks came from behind to win all three games.

Approaching 30 Wins

Southeast Missouri is two wins away from reaching 30 this season. When that happens, it will be the second-straight 30-win season under Head Coach Andy Sawyers and 15th in program history. It will also mark SEMO's fifth 30-win campaign in the last eight seasons.

Bombs Away

The Redhawks hit five home runs in a game for the fourth time this season in their series finale against Morehead State (Apr. 23). Lincoln Andrews accounted for three of those round-trippers in the doubleheader. Andrews hit a grand slam in SEMO's 16-9 victory and then homered twice in the Redhawks 9-8 win.

That's a Relief

Kyle Miller posted a pair of victories out of the bullpen last week. Miller recorded 10 strikeouts and did not allow a walk in his two appearances. He struck out five in 2.1 innings

during game one of the series and closed out the weekend strong by striking out five more in three scoreless innings against Morehead State.

Redhawks Take Down SEC Member Ole Miss

Tyler Wilber narrowly missed hitting for the cycle to lead Southeast Missouri to a dominating 13-3 win over SEC member Ole Miss (Apr. 19). Wilber went 4-for-6 with three runs scored, a double, home run and three RBI. SEMO, which handed Ole Miss its largest non-conference loss of the season, knocked off a SEC opponent for the first time in five years. The win was also the Redhawks first over a Power Five conference foe since 2019 (3-2, at Purdue). SEMO picked up its third win in 20 meetings with Ole Miss. All three of those victories came in Oxford.

28 Wins

Southeast Missouri leads the Ohio Valley Conference with 28 wins this season. SEMO is one of three teams in the league with 25 or more victories. Belmont (26-14) and Eastern Illinois (25-12) are the others. The Redhawks 10 losses are fewest in the OVC. SEMO is 18th in the nation with a .737 winning percentage.

Williams Strikes Out Nine

Austin Williams recorded a career-high nine strikeouts in his win over Tennessee Tech on Apr. 15. The nine strikeouts are the most in a game by any Southeast Missouri pitcher this season.

Two-Home Run Games

Andrew Keck became the fourth player to get two or more home runs in a game for the Redhawks this season when he homered twice at Tennessee Tech (Apr. 15). Lincoln Andrews (3, at Austin Peay, Apr. 2; 2, vs. Morehead State, Apr. 23), Ty Stauss (2, at Austin Peay, Apr. 3) and Tyler Wilber (2, vs. Valparaiso, Mar. 13) also accomplished the feat.

One Home Loss

The Redhawks saw a program record 17-game home winning streak end with its only loss at Capaha Field on Apr. 12. Southeast Missouri dropped a tight 3-2 contest to longtime rival Southern Illinois in the 91st meeting between the teams. It was the first time SEMO fell at home since May 21, 2021 (9-2, vs. UT Martin).

2022 OVC Standings (as of Apr. 27)

School	Conference				Overall			
	W	L	T	Pct.	W	L	T	Pct.
Belmont	9	3	0	.750	27	14	0	.659
Southeast Missouri	11	4	0	.733	28	11	0	.718
Eastern Illinois	7	5	0	.583	26	12	0	.684
SIUE	6	6	0	.500	19	18	0	.514
Murray State	7	8	0	.467	22	18	0	.650
Austin Peay	7	8	0	.467	16	26	0	.381
Tennessee Tech	5	7	0	.417	21	17	0	.553
Morehead State	5	7	0	.417	16	23	0	.410
UT Martin	3	12	0	.200	10	25	0	.286

This Week's Schedule

Tuesday, April 26

Murray State 8, Alabama A&M 2
 Eastern Kentucky 6, Morehead State 3
 SIUE 14, Illinois State 7
 Lipscomb 10, Tennessee Tech 2
 Austin Peay 5, North Alabama 3
 Belmont 8, Evansville 2
Southern Illinois 7, Southeast Missouri 6 (11 innings)

Wednesday, April 27

Bellarmine 16, Austin Peay 8
 Eastern Illinois 7, Illinois Wesleyan 4

Friday, April 29

Austin Peay at Toledo, 2 p.m.
 UT Martin at Morehead State, 4 p.m.
Southeast Missouri at Belmont, 5 p.m.
 SIUE at Murray State, 5 p.m.
 Eastern Illinois at Tennessee Tech, 6 p.m.

Saturday, April 30

Austin Peay at Toledo, 12 p.m.
 Eastern Illinois at Tennessee Tech, 1 p.m.
 UT Martin at Morehead State, 1 p.m.
 SIUE at Murray State, 2 p.m.
Southeast Missouri at Belmont, 2 p.m.

Sunday, May 1

Austin Peay at Toledo, 12 p.m.
 UT Martin at Morehead State, 12 p.m.
Southeast Missouri at Belmont, 1 p.m.
 SIUE at Murray State, 1 p.m.
 Eastern Illinois at Tennessee Tech, 1 p.m.



The 17-game stretch was the second-longest home winning streak in the nation at the time.

Midweek Games

The Redhawks scored in every inning en route to blowing out Saint Louis, 16-5, in their first midweek game of the season on Mar. 1. SEMO established season-highs in runs (16) and hits (16) against the Billikens. SEMO also beat Arkansas State twice (Mar. 8, Apr. 5) and Saint Louis (Mar. 29) again, and toppled Ole Miss (Apr. 19). The Redhawks are 5-4 in midweek action this year.

Great at Home

Southeast Missouri is 20-1 at home this season. The Redhawks won 22 of their last 24 matchups at Capaha Field dating back to the 2021 campaign. SEMO is 91-42 at home under Head Coach Andy Sawyers. The 20 home wins are most in the Ohio Valley Conference and most in a season under Sawyers. The Redhawks last had 20 home wins in a season during the 2010 campaign (21-6).

Second-Best Home Record in the Country

The Redhawks presently have the second-best home record in the nation behind Southeastern Conference member and #1 Tennessee. A total of 19 NCAA Division I programs currently have 20 or more home victories this season. Tennessee (26-1), SEMO (20-1), Virginia (23-2), Texas Tech (20-2), Arkansas (25-3), Wofford (20-3), Mercer (22-4), College of Charleston (20-4), Davidson (22-5), Miami (Fla.) (22-5), LSU (21-5), Louisville (21-5), North Carolina (20-5), Texas State (20-5), Wake Forest (21-6), Florida State (20-7), Houston (20-7), Florida Atlantic (20-8) and McNeese State (20-12) are those clubs.

That Was Fast

With its win over Arkansas State on Apr. 5, Southeast Missouri reached 20 wins in a season quicker than it has ever done under Head Coach Andy Sawyers. The Redhawks 20th win came 25 days sooner than it did a year ago (Apr. 30, 2021). SEMO is one of 27 NCAA Division I teams with 28 or more victories this year.

Second in the OVC

The Redhawks (11-4) are second in the Ohio Valley Conference standings behind Belmont (9-3). Southeast Missouri's 11 league victories are most in the OVC.

A Look Ahead

Southeast Missouri is on the road for eight-straight games, its longest road stretch of the season. After this weekend's visit to Belmont, the Redhawks head to Missouri (May 3) and Oklahoma State (May 6-8). SEMO is on the road for 11 of its final 15 games of the regular-season.

Record Home Winning Streak

The Redhawks 17-game home winning streak marked the longest in program history. Southeast Missouri went undefeated through its first 17 home games of a season for the first time ever. Prior to this year, SEMO began the 2000 campaign at 13-0 at home. The Redhawks have the most home victories and best home record in the Ohio Valley Conference.

Get Out the Brooms!

Southeast Missouri swept eight opponents this season. The Redhawks completed three-game sweeps vs. Bellarmine (Feb. 26-27), Bradley (Mar. 4-5), Valparaiso (Mar. 12-13), SIU Edwardsville (Mar. 25-27), Murray State (Apr. 8-10) and Morehead State (Apr. 22-23). SEMO also swept its home-and-home series vs. Saint Louis and Arkansas State. The eight series sweeps are the most in a season with Andy Sawyers at the helm. In all, the Redhawks have 16 series sweeps under Sawyers. Interestingly enough, SEMO did not sweep any opponent during its entire 2021 campaign.

Wilber's Hitting Streak Ends at 12 Games

Tyler Wilber's 12-game hitting streak ended vs. Morehead State on Apr. 23. The 12-game stretch is the longest of any Redhawk this season. Wilber recorded multiple hits eight times during his streak.

Comeback Kids

The Redhawks have 20 come-from-behind victories this season, including 11 after they trailed in the first inning. Southeast Missouri came back to win nine of its first 15 Ohio Valley Conference games this year.

Wilber Wins First OVC Player of the Week Honor

Preseason Ohio Valley Conference Player of the Year Tyler Wilber won his first OVC Player of the Week honor on Apr. 11. Wilbertook over as Southeast Missouri's top hitter following four-straight multiple-hit performances last week. For the week, he hit .722 (13-for-18) with eight runs scored, a pair of doubles, two home runs, six RBI, a 1.167 slugging percentage and .722 on-base percentage. Wilber hit the go-ahead home run during game two vs. Murray State (Apr. 9) and the tying home run against the Racers on Apr. 10. For the Murray State series alone, Wilber had back-to-back four-hit games and one three-hit contest. He hit .786 with 11 hits in 14 at-bats and boasted a 1.286 slugging percentage in that series. Wilber raised his batting average 63 points from .304 to .367 during that four-game stretch.

Walk-Off Wins

First baseman Lincoln Andrews snapped a 7-7 tie with a leadoff walk-off home run in the bottom of the 11th inning to give Southeast Missouri an 8-7 come-from-behind win in its series-opener vs. Bellarmine (Feb. 26). The walk-off hit marked the first of Andrews' career. Brett Graber then delivered a RBI-single with no outs in the bottom of the ninth inning to give SEMO an 11-10 win over Murray State (Apr. 10). Graber also hit a walk-off home run to give the Redhawks a 9-8 win in the 10th inning vs. Morehead State (Apr. 23).

Mr. Clutch

Center fielder Brett Graber hit a two-out bases clearing triple to lift Southeast Missouri to its 8-5 midweek win over Arkansas State (Apr. 5). SEMO held a 5-0 lead, but ASU scored four times in the sixth and added another run to tie the game in the top of the seventh. The Redhawks, however, kept their poise and quickly responded during their turn in the seventh. Jevon Mason reached on a one-out error and moved into scoring position on a two-out single by Tyler Wilber. After Mason



SOUTHEAST MISSOURI BASEBALL NOTES

BELMONT // APR. 29-MAY 1

and Wilber advanced on a wild pitch, Andrew Keck walked to load the bases. Graber, behind 1-2 in the count, then tripled to right to clear the bases and put SEMO ahead. It was the second triple of Graber's career. Five days later, Graber delivered the RBI-single in the bottom of the ninth to send SEMO to an 11-10 walk-off victory over Murray State (Apr. 10).

Redhawks at Capaha

Just how good is Southeast Missouri at home? SEMO is hitting .309 and outscoring opponents by a staggering +92 margin (202-110). The Redhawks hit 44 home runs at Capaha Field for a little over two (2.09) per home contest. Additionally, SEMO has scored 10 or more runs 11 times and collected 10 or more hits a total of 13 times on its home field. Individually, Tyler Wilber boasts a .442 batting average with 29 runs, seven doubles, nine home runs and 32 RBI, while Brett Graber and Andrew Keck follow hitting .434 and .393 at home, respectively.

Single-Season Home Run Marks

With its 68 home runs this season, Southeast Missouri passed its total of 37 homers in 52 games a year ago by a +31 margin. The single-season school record during the Redhawks NCAA Division I era is 92 home runs set by the 2000 club. This year's 68 home runs are the most hit by a Andy Sawyers coached team. Sawyers' 2017 club had the previous mark with 54 round-trippers. Here are the Redhawks top-five single-season home run marks since they turned Division I in 1991-92.

92 home runs -- 2000
90 home runs -- 1998
76 home runs -- 2010
71 home runs -- 2009
70 home runs -- 2003

14 of 20

Southeast Missouri has won 14 of its last 20 games. SEMO won four in a row from Mar. 25-29 and five in a row from Apr. 3-10 during that stretch. SEMO's longest winning streak of the season stands at 11 (Feb. 26-Mar. 13).

Five-Game Homestand

The Redhawks wrapped up their second-longest homestand of the season with a 4-1 record. Southeast Missouri beat Arkansas State (Apr. 5) and swept Murray State (Apr.

8-10) before falling to Southern Illinois (Apr. 12).

Marching On

Southeast Missouri finished with a 13-4 record in March, its best in that month under Head Coach Andy Sawyers. In its 17 March contests, SEMO outscored its opponents by a +42 margin (136-94) and hit 28 home runs.

Andrews Notches Career-High in Home Runs

First baseman Lincoln Andrews went 3-for-4 with a career-high three home runs at Austin Peay (Apr. 2). Andrews homered in each of his first three at-bats of the game with a solo bomb in each of the second and sixth innings, and a two-run shot in the fourth. He became the first Redhawk to hit three home runs in a game since fellow first baseman Matt Teller accomplished the feat at UT Martin (Mar. 30, 2014).

Wilber Hits 20th Career Home Run

Tyler Wilber hit his 20th career home run to clinch Southeast Missouri's 6-5 win over Austin Peay (Apr. 3). Wilber's solo shot in the top of the ninth inning loomed large in the end of the close contest. He hit his 20th career home run on the day he made his 150th career start as a Redhawk. Wilber was also ranked as the #22 shortstop in the country by D1Baseball during week six (Mar. 28-Apr. 3).

OVC Openers

With its 2-1 win over SIU Edwardsville (Mar. 25), Southeast Missouri moved to 19-12 all-time in Ohio Valley Conference openers. That mark includes a 4-2 record under Head Coach Andy Sawyers. SEMO has opened conference play with a win in four of its last five seasons.

Strong OVC Start

Southeast Missouri won each of the first two games of its Ohio Valley Conference opening series against SIU Edwardsville (Mar. 25-27) on a two-out double in the middle innings. In game one, Ben Palmer doubled off the left field wall to score Joel Vaske and Ty Stauss in the bottom of the fifth inning. Tyler Wilber then doubled home Jevon Mason and Stauss with two outs in the bottom of the sixth during game two. Andrew Keck and Palmer each homered to lift the Redhawks to a 5-2 win in the series finale. SEMO began OVC play with

a series sweep for the first time under Head Coach Andy Sawyers and first time since 2016. The Redhawks and Eastern Illinois were the only two teams that swept during the league's opening weekend. SEMO enters the week second in the OVC standings with a 11-4 mark.

Best Start in Division I Era

The Redhawks began the 2022 season at 13-1, their best start in their NCAA Division I era. Southeast Missouri moved to the D-I ranks in 1992. SEMO's 13-1 start tied with the 1973 team which also won 13 of its first 14 contests.

RPI Update

Southeast Missouri has a RPI rating of 53 this week. SEMO currently holds the highest RPI of any team in the Ohio Valley Conference. This year is the highest SEMO has ranked in RPI under Head Coach Andy Sawyers. The Redhawks other RPI rankings with Sawyers at the helm include 87th (2021), 136th (2017), 200th (2018, 2020) and 259th (2019).

Miller Gets Pair of Saves

Right-hander Kyle Miller pitched five scoreless innings out of the bullpen en route to picking up two saves in Southeast Missouri's sweep of SIU Edwardsville (Mar. 25-27). Miller struck out four and allowed only one hit in three innings during game one. In the series finale, he struck out three and gave up just one hit in two more scoreless innings. For the weekend, Miller struck out seven, walked two and scattered two hits in five innings. He has allowed only four earned runs in 27.2 innings through 14 relief appearances this season. Miller ranks tied for third in the Ohio Valley Conference with six saves. He also leads the team and ranks second in the league with five wins (5-2).

Keck Triples and Scores

After Tyler Wilber's game-tying home run in the bottom of the ninth inning vs. Murray State (Apr. 10), Andrew Keck tripled and later scored the winning run in Southeast Missouri's 11-10 victory. The triple was Keck's first of the season. For the year, he ranks second on the team with a .345 batting average. Keck is also second in hits (40) and RBI (33), and leads the Redhawks with 10 doubles. Additionally, he has six home runs and seven stolen bases, both of which rank third.



OVC Slate

The 24-game Ohio Valley Conference slate for the reigning OVC Champion and preseason favorite Southeast Missouri baseball team started with a series sweep of SIU Edwardsville (Mar. 25-27). The rest of the league schedule includes home series with Murray State (Apr. 8-10), Morehead State (Apr. 22-24) and UT Martin (May 13-15). SEMO's OVC road schedule consists of Austin Peay (Apr. 1-3), Tennessee Tech (Apr. 14-16), Belmont (Apr. 29-May 1) and Eastern Illinois (May 19-21).

Yard Work

Southeast Missouri has homered in 30 of its 39 games and hit a series-best 10 round-trippers vs. Valparaiso (Mar. 12-13). SEMO finished with a season-high five home runs in two games -- vs. Bradley (Mar. 4); vs. Valparaiso (Mar. 13). Twenty-four of the Redhawks home runs have come against Missouri Valley Conference teams. SEMO third in the Ohio Valley Conference with 68 home runs. The Redhawks have hit a home run in seven-straight games. The last time SEMO did not homer in a game was at Tennessee Tech (Apr. 14).

Series Wins

The Redhawks claimed wins in 22 of their last 27 series dating back to their COVID-shortened 2020 campaign. At one time, Southeast Missouri posted 11-consecutive series wins during that stretch.

Atop the OVC

As a team, Southeast Missouri leads the Ohio Valley Conference in wins (28), runs scored (308), RBI (294) and strikeouts (pitching) (357). Individually, Tyler Wilber leads the league in RBI (54) and Jevon Mason is first among league leaders in runs (51) and total plate appearances (196). Jason Rackers is tied for first in strikeouts looking (18).

Quality Start

Right-hander Jason Rackers matched his longest start of the season when he allowed only one run and struck out six in six innings of a no-decision vs. SIU Edwardsville (Mar. 25). Rackers leads the Redhawks in strikeouts (41) and innings pitched (39.2) this season.

Bullpen Gets it Done

Southeast Missouri's bullpen did not allow a run in four-straight games from Mar. 25-29. SEMO's relievers combined to pitch 19.1

scoreless innings and allowed only four hits in that span. The bullpen also accounted for 16 strikeouts, three wins and two saves during that time.

Klein Time

Right-hander Anthony Klein earned his first career win in relief when he beat Saint Louis (Mar. 29). A freshman from St. Louis, Klein tossed 3.2 scoreless innings of no-hit baseball. He also struck out five and did not give up a walk against the Billikens. Klein was the Prospect League's top reliever last summer for the Cape Girardeau-based Cape Catfish.

Spencer For Hire

Junior Spencer Parker got his first NCAA Division I RBI-hit with a single in the top of the ninth inning at Saint Louis (Mar. 29). Parker, a transfer from Iowa Western Community College, finished with a career-high two hits in that contest. He matched his career-best with two hits at Ole Miss (Apr. 19).

Winning Streak Ends at 11

Southeast Missouri saw its 11-game winning streak end when it fell to Indiana State, 10-1, on Mar. 15. The winning streak was SEMO's longest since it won 11 in a row (Mar. 18-Apr. 5) during the 2016 campaign. At the time, it was the third-longest winning streak in NCAA Division I baseball this year.

Great Work Williams

Right-hander Austin Williams picked up his first two wins of the season out of the bullpen for Southeast Missouri last week. Williams struck out four, walked none and allowed just one hit in 3.1 scoreless innings to get his first win at Arkansas State (Mar. 8). He then struck out a career-high seven in the longest outing of his career (five innings) to beat Valparaiso (Mar. 13). Williams retired seven-straight Valpo hitters exiting the game in the ninth. For the week, he went 2-0 with a 1.08 ERA, allowed just one run, scattered four hits, struck out 11 and walked one in two relief appearances.

They Did That Twice

In each of the final two games of its series against Valparaiso (Mar. 13), Southeast Missouri homered three times and scored six runs in an inning. SEMO trailed, 6-3, in game one before Peyton Leeper, Tyler Wilber and Lincoln Andrews homered in the bottom of the

fourth. That six-run inning lifted the Redhawks to a 16-6 win as SEMO scored the final 13 runs of the game. In game two, the Redhawks were down, 3-0, when Jevon Mason, Wilber and Brett Graber homered as part of a six-run third inning. SEMO later won that contest by a score of 10-8. The Redhawks fell behind in the first inning during every game against Valparaiso before sweeping the series with three come-from-behind victories.

Seeing Double

The Redhawks scored double-digit runs 14 times this season. Southeast Missouri scored 10 or more runs in seven consecutive games for the first time in program history from Feb. 27-Mar. 8. The Redhawks lead the Ohio Valley Conference with 308 runs.

Power Outage

Ten different players have homered for Southeast Missouri this season. Tyler Wilber leads the Redhawks with 14 home runs, while Andrew Keck, Jevon Mason and Lincoln Andrews follow with 10 apiece. Peyton Leeper has six and Ty Stauss has five. Joel Vaske and Brett Graber each have four, Ben Palmer has three and Spencer Parker has two.

Leeper Tabbed OVC Player of the Week

Southeast Missouri utility player Peyton Leeper won Southeast Missouri's first Ohio Valley Conference Player of the Week honor of the 2022 season on Mar. 14. A native of Mokane, Missouri, Leeper homered in all four of his starts last week helping the Redhawks extend their winning streak to 11 games. He broke SEMO's series-opener against Valparaiso (Mar. 12) open with a grand slam, the first of his career. Leeper then homered in both games of the series-ending doubleheader against the Beacons the following day. His second round-tripper that day was a game-winning two-run homer in the bottom of the eighth inning during the night-cap. Leeper's other home run for the week came in a midweek matchup at Arkansas State (Mar. 8). In the Valparaiso series alone, Leeper finished with three home runs, six runs scored and nine RBI. For the week, he hit .353 with four of his six hits coming via the long ball. He scored nine times, had 10 RBI, boasted a 1.059 slugging percentage, recorded a .500 on-base percentage and was a perfect 3-of-3 in stolen



SOUTHEAST MISSOURI BASEBALL NOTES

BELMONT // APR. 29-MAY 1

bases. Leeper carries a six-game hitting streak into this week's action. Leeper won the award for the first time in his career. UT Martin right-hander Rhett Fetner (Pitcher of the Week) rounded out the week's honorees.

Wilber Clears 200 Hits

Tyler Wilber went over 200 career hits in the Redhawks series sweep of Valparaiso (Mar. 12-13). Wilber hit a team-high .500 in the series. He had four runs, six hits, three home runs, seven RBI and a 1.250 slugging percentage against the Beacons. Wilber got his 200th career hit on a two-out single in the bottom of the eighth inning during game two of the series. He now has 242 hits in his career.

Over 150

Andrew Keck (181) surpassed 150 hits in his career against Valparaiso (Mar. 12-13). Keck hit .357 with a run scored, home run and two RBI against the Beacons. He is the second player on this year's team to reach 150 or more hits joining Tyler Wilber (242). Jevon Mason became the third player on this year's roster to get over 100 career hits (107).

NCAA Division I Rankings (Top-25)

As of games through Apr. 24 the Redhawks rank among the top 25 NCAA Division I teams home runs per game (13th, 1.7), home runs (13th, 67), slugging percentage (25th, .503) and winning percentage (18th, .737). Individually, Noah Niznik is 18th in games started (10) and Tyler Wilber is 22nd in home runs (14), 11th in RBI (53), 14th in RBI per game (1.4) and 23rd in total bases (111). Jevon Mason rates 16th in runs (50) and 10th in runs per game (1.3), while Kyle Miller is ninth in wins (7).

Stealing the Show

Andrew Keck is 8-of-12 on the basepaths this season. Keck has 42 stolen bases and is now ninth on Southeast Missouri's all-time career stolen base list. Jevon Mason leads SEMO in stolen bases with 13 in 15 attempts.

Graber Goes Off

Outfielder Brett Graber hit a series best .455 with three runs, two doubles, two home runs and eight RBI in Southeast Missouri's three-game set vs. Bradley (Mar. 4-5). Graber went 5-for-11 at the plate. He also walked twice, boasted a 1.182 slugging percentage and

finished with a .538 on-base percentage against the Braves.

Double-Digit Hits

Southeast Missouri registered double-digit hits in 21 games. SEMO is 18-3 in games when it gets 10 or more hits. It finished with a season-high 16 hits vs. Saint Louis (Mar. 1) and Valparaiso (Mar. 13).

RBI Guys

Tyler Wilber and Andrew Keck are first and third in the Ohio Valley Conference with 54 and 47 RBI, respectively. Wilber (16) and Keck (14) have combined for 30 multiple-RBI games this season.

Huge Week for Keck

Andrew Keck hit safely in three of Southeast Missouri's four wins last week. A native of St. Louis, Missouri, Keck opened the week by going 4-for-5 with a double, grand slam, career-high four runs and career-best seven RBI vs. Saint Louis (Mar. 1). The grand slam was Keck's second of the season that came in a three-day span. He also went 3-for-4 with two runs and one RBI vs. Bradley (Mar. 5) after finishing with two hits and two RBI the day before against the Braves. SEMO swept BU for its second series sweep of the season. For the week, Keck hit .563 (9-for-16) with nine runs, a double, grand slam, 11 RBI, three stolen bases and three walks. He boasted a .813 slugging percentage and .600 on-base percentage, as well.

Career Day for Keck

Catcher Andrew Keck went 4-for-5 with a grand slam, double, two singles, four runs scored, two stolen bases and seven RBI to lead Southeast Missouri to its win over Saint Louis (Mar. 1). Keck hit safely in each of his first three at-bats. His four runs and seven RBI are new career-highs, while his four hits match a career-best. Keck leads the team with a .412 batting average.

Grand Slamming

Andrew Keck hit his second grand slam in three days against Saint Louis (Mar. 1). Keck launched his team-high third home run of the season over the left field wall in the bottom of the sixth inning. He smashed his first career grand slam to help send Southeast Missouri to a 10-2 win over Bellarmine (Feb. 27). That

round-tripper came in the bottom of the first inning against the Knights.

Mason Plays Strong

Leadoff man Jevon Mason is Southeast Missouri's fourth-leading hitter with a .319 batting average. Mason ranks first on the team in runs (51), tied for third in doubles (11) and tied for second in home runs (10). He is also third on the team in slugging percentage (.613) and on-base percentage (.423) through 39 starts.

Over .300

Southeast Missouri has four players hitting over .300 through 39 games this season. Tyler Wilber leads the team with a .360 clip, while Andrew Keck (.349), Brett Graber (.338) and Jevon Mason (.319) follow. Those four players have accounted for 159 RBI, as well.

Extra Innings

Six of Southeast Missouri's games this season have gone to extra innings. The Redhawks are 5-1 in such games after beating #22 Dallas Baptist, 7-6, in 12 innings (Feb. 18) and, 6-5, in 10 innings (Feb. 19), Bellarmine, 8-7, in 11 innings (Feb. 26) and Morehead State twice in 10 innings (Apr. 22-23). The Redhawks fell to Southern Illinois, 7-6, in 11 innings (Apr. 26). SEMO played seven extra inning games in 2021 (4-3).

Six-Inning Starts

Left-hander Noah Niznik and right-hander Jason Rackers have combined for five six-inning starts this season. Niznik went six innings to beat Bellarmine for his first win on Feb. 27 allowing just one run on five hits. He also struck out two and walked one in his longest start since pitching seven innings in a no-decision vs. Austin Peay (Mar. 20, 2021). Rackers picked up his second victory of the year after scattering four hits, giving up three runs and striking out four in six innings at Missouri State (Mar. 19). He then collected six strikeouts when he worked six innings in a no-decision vs. SIU Edwardsville (Mar. 25). Niznik worked six innings with seven strikeouts in a no-decision at Austin Peay (Apr. 2). Most recently, Rackers had a season-high seven strikeouts in a win over Murray State (Apr. 8).



What a Weekend!

The Redhawks used a pair of extra inning victories to win their season-opening series on the road at #22 Dallas Baptist (Feb. 18-20). Southeast Missouri stunned the Patriots with 7-6 win in 12 innings on Feb. 18, a game that lasted four-and-a-half-hours. In less than 24 hours, the Redhawks turned around to come-from-behind and beat DBU, 6-5, in 10 innings during another one-run affair. SEMO claimed a series win against a ranked opponent for only the second time in program history. The Redhawks also took two of three at then-#16 Alabama to open the 2009 campaign.

Home-Openers

Southeast Missouri improved to 21-10 all-time in home-openers in its NCAA Division I era (since 1992). The Redhawks are now 4-2 in such games under Head Coach Andy Sawyers. Sawyers' home-opening wins came in 2022 (8-7, vs. Bellarmine), 2017 (22-2, vs. Western Illinois), 2019 (5-1, vs. Western Michigan) and 2021 (4-3, vs. Illinois State).

Miller Named OVC Pitcher of the Week

Southeast Missouri sophomore right-hander Kyle Miller won the first Ohio Valley Conference Pitcher of the Week award of the 2022 season on Feb. 21. Miller picked up his first win of the season at #22 Dallas Baptist on Feb. 18. He came out of the bullpen to toss six scoreless innings to help lead the Redhawks to a 12-inning one-run upset of the nationally-ranked Patriots. Miller struck out four, walked two and allowed only three hits in his first appearance of the year as SEMO posted a series win against a ranked opponent for only the second time in program history.

Ranked Teams Fall on Opening Day

#22 Dallas Baptist was one of six ranked teams to lose on opening day. Southeast Missouri edged the Patriots, 7-6, in 12 innings on Feb. 18. The win snapped an eight-game losing streak against ranked opponents for the Redhawks and marked their first victory over a ranked foe since Apr. 29, 2018 (10-6, vs. #20 Tennessee Tech). After getting two wins against the Patriots, Andy Sawyers now has a total of three victories over ranked teams as SEMO's head coach.

Vote-Getters

Southeast Missouri was one of two Ohio Valley Conference teams receiving votes in this week's National Collegiate Baseball Writers Association (NCBWA) Poll on Feb. 21. Dallas Baptist, which was ranked #22 entering the 2022 season, dropped out of the poll after losing two of three in its season-opening series against the Redhawks.

Redhawk Debuts

Nine players, including Spencer Parker, Joel Vaske, Ryan Malzahn, Ben Palmer, Wyatt Grant, Jason Rackers, Tommy Windt, Ethan Osborne and Anthony Klein made their Southeast Missouri debuts during opening weekend at #22 Dallas Baptist (Feb. 18-20). Palmer started three games at second base and Vaske saw action in all three contests and logged two starts. Rackers also struck out six in 5.2 innings during SEMO's game two win on Feb. 19.

Big Hits

Down, 3-1, with one out in the top of the ninth inning of game two at #22 Dallas Baptist (Feb. 19), pinch-hitter Joel Vaske hit a three-run home run to put the Redhawks ahead. SEMO scored four runs in the inning to grab a 5-3 advantage. After DBU hit a two-run home run to send the game to extra innings in the bottom of the ninth, Brett Graber hit a two-out single to score Andrew Keck for the game-winner. Keck doubled, went to third on a wild pitch and scored the winning run on Graber's hit. Vaske hit .333 with two extra base hits, two runs, four RBI, a .788 slugging percentage and .455 on-base percentage in his first three games as a Redhawk.

Season-Openers

Southeast Missouri improved to 13-18 all-time in season-openers during its NCAA Division I era (since 1992). SEMO is now 4-2 in such games under Head Coach Andy Sawyers. SEMO beat Western Michigan at home in 2019, UT Arlington in Nacogdoches, Texas in 2017, South Alabama in Mobile, Alabama in 2021 and #22 Dallas Baptist in Dallas, Texas for Sawyers' season-opening victories.

Season 64

The 2022 campaign marks Southeast Missouri's 64th year of college baseball. The Redhawks are in their 31st season as an NCAA

Division I program. SEMO is 1,422-1,149 all-time and 887-761-1 at the NCAA Division I level since the inception of its baseball program. The Redhawks have a 444-299-1 record in Ohio Valley Conference play. SEMO won five OVC regular-season titles (2002, 2014, 2015, 2016, 2021), four OVC Tournament crowns (1998, 2002, 2016, 2021) and made four NCAA Tournament appearances (1998, 2002, 2016, 2021) in program history.

OVC Preseason Favorite

Southeast Missouri was tabbed the preseason favorite in the 2022 Ohio Valley Conference Baseball Preseason Poll on Feb. 10. The reigning OVC regular-season and tournament champion, SEMO received eight of the possible 18 first-place nods in the overall voting by league Head Coaches and Communication Directors. SEMO accumulated a total of 114 points, while Murray State – which the Redhawks beat to win the OVC Tournament crown in 2021 – was picked second with four first-place votes and 104 points. Morehead State (93 pts.), Austin Peay (87 pts.) and Belmont (86 pts.) round out the top five, while SIU Edwardsville (55 pts.), Eastern Illinois (50 pts.), Tennessee Tech (43 pts.) and UT Martin (16 pts.) complete the nine-team predicted order of finish.

2022 Redhawks

The Redhawks 2022 roster consists of 38 players, including four seniors, 16 juniors, nine sophomores and nine freshmen. Southeast Missouri returns five position starters and two starting pitchers. SEMO also has each of its top five hitters back from last season.

Wilber Named OVC Preseason Player of the Year

Senior shortstop Tyler Wilber was voted the 2022 Ohio Valley Conference Preseason Player of the Year. A native of Los Alamitos, California, Wilber started all 52 games last season. A Second-Team All-OVC pick, he was Southeast Missouri's leading hitter with a .378 batting average. Wilber also led the Redhawks in RBI (49), total bases (109), slugging percentage (.542), and hits (76). He finished the regular-season with a league-best .400 batting average. Additionally, Wilber was a semifinalist for the Brooks Wallace Award.

Batting Titles



SOUTHEAST MISSOURI BASEBALL NOTES

BELMONT // APR. 29-MAY 1

Tyler Wilber won the Ohio Valley Conference regular-season batting title twice in his career to date. Wilber was hitting .400 at the end of regular-season play in 2021 and hit .383 during the 2019 campaign.

What a Career!

Tyler Wilber is in his fourth-year as Southeast Missouri's starting shortstop. Wilber has a career batting average of .378. His batting average is the second-highest in a career among players in SEMO's NCAA Division I era behind Todd Shylanski (.387, 1991-92). Wilber ranks fourth all-time among the Redhawks career leaders in batting average and sixth in on-base percentage (.467). He has 242 hits, 143 runs, 51 doubles, six triples, 25 home runs and 155 RBI in 163 starts.

Mason Secures Preseason All-OVC Honors

Left fielder Jevon Mason joined Tyler Wilber on this year's Preseason All-Ohio Valley Conference Team. Mason, who hails from West Des Moines, Iowa, made the league's All-Tournament Team in his first year as a Redhawk in 2021. He ranked second on the team with a .350 batting average behind Wilber. Mason led Southeast Missouri with 14 doubles and boasted a team-best .447 on-base percentage.

163 and Counting

Tyler Wilber has never missed a start in his Southeast Missouri career. The shortstop has started 163 consecutive games as the most experienced player on the roster. Wilber committed only nine errors in 52 starts at short in 2021.

SEMO Spring Fact

Southeast Missouri's baseball (20-1), softball (9-0) and women's tennis (4-2) teams are a combined 33-3 at home this season. All three are reigning Ohio Valley Conference Champions.

From Walk-On to Scholarship

What a rookie season right-hander Kyle Miller had for Southeast Missouri in 2021. Miller, who joined the team as a walk-on, compiled a 4-2 record in 20 appearances and five starts. He rated third on the team with 52 strikeouts in 51.1 innings. Miller picked up his first career save on six outs in the Redhawks season-opening win at South Alabama a year

ago and then finished his freshman year by throwing a complete game two-hitter with 10 strikeouts in the Redhawks Ohio Valley Conference Tournament Championship win over Murray State. Miller begins his 2022 campaign as a scholarship player.

2022 Schedule

A 55-game schedule with 25 matchups at Capaha Field is in store for the Southeast Missouri baseball team this upcoming 2022 season. SEMO opens its season with a three-game series at reigning Missouri Valley Conference regular-season and tournament champion Dallas Baptist on Feb. 18-20. DBU is one of four NCAA Tournament teams from last season included on the Redhawks 2022 docket. Southeastern Conference member Ole Miss, which hosted the NCAA Regional SEMO played in during the 2021 campaign, will welcome the Redhawks for a midweek tilt on Apr. 19. Indiana State and Oklahoma State are the other 2021 NCAA Tournament participants. SEMO heads to ISU for a two-game set on Mar. 15-16 and travels to OSU (May 6-8) for its final non-conference series. OSU was runner-up in the Big 12 Conference Tournament last season. The Redhawks also face Kentucky (Feb. 22), Bellarmine, Saint Louis (Mar. 1, Mar. 29), Bradley (Mar. 4-6), Arkansas State (Mar. 8, Apr. 5), Valparaiso (Mar. 11-13), Missouri State (Mar. 18-20, May 10) and Southern Illinois (Apr. 12, Apr. 26) in non-conference action. SEMO hosts Bellarmine in its home-opening weekend on Feb. 25-27. The Redhawks 24-game Ohio Valley Conference schedule begins with a home series against SIU Edwardsville (Mar. 25-27). Murray State (Apr. 8-10), Morehead State (Apr. 22-24) and UT Martin (May 13-15) round out SEMO's home OVC foes. SEMO will make trips to Austin Peay (Apr. 1-3), Tennessee Tech (Apr. 14-16), Belmont (Apr. 29-May 1) and Eastern Illinois (May 19-21) for its four conference road series.

OVC Tournament Moves to Lexington

For the first time in 2022, the OVC Baseball Championship will be held at the Lexington Legends Ballpark in Lexington, Kentucky on May 25-28. Since 2001, the Championship has been held at four other neutral locations, including Paducah, Kentucky (2001-09), Jackson, Tennessee (2010-16, 2021), Oxford, Alabama (2017-18) and Marion, Illinois (2019).





SOUTHEAST MISSOURI BASEBALL NOTES

BELMONT // APR. 29-MAY 1

No.	Name	Pos.	Ht.	Wt.	Cl.	B/T	Hometown (High School/College)
1	Jevon Mason	OF	5-11	202	Jr.	R/R	West Des Moines, Iowa (West Des Moines Valley/Iowa Western CC)
2	Cole Warehime	INF	6-1	185	Fr.	R/R	Downers Grove, Ill. (Downers Grove South)
5	Danny Sperling	INF	6-1	188	Jr.	L/R	Wauconda, Ill. (Wauconda/McHenry County College)
6	Jakob Lewis	INF	5-10	170	Fr.	R/R	Sparkman, Ala. (Sparkman)
7	Kyle Miller	UT	6-2	210	So.	R/R	Eureka, Mo. (Eureka)
8	Ty Stauss	UT	5-10	190	So.	L/R	Wildwood, Mo. (Lafayette)
9	Tyler Wilber	INF	6-3	225	Sr.	R/R	Los Alamitos, Calif. (Los Alamitos/Long Beach City College)
10	Lincoln Andrews	INF	6-4	228	So.	L/R	Canon City, Colo. (Canon City)
11	Ben Palmer	INF	6-3	180	So.	R/R	Fridley, Minn. (Totino-Grace/Iowa Western CC)
12	Andrew Keck	C	6-3	220	Jr.	R/R	St. Louis, Mo. (St. John Vianney)
14	Peyton Leeper	UT	5-11	200	So.	S/R	Mokane, Mo. (South Callaway)
15	Joseph Karall	RHP	6-2	218	So.	R/R	St. Albert, Alberta (Bellerose Composite/Cloud County CC)
16	Wyatt Grant	C	6-1	205	Jr.	R/R	Burkburnett, Texas (Burkburnett/Seward County CC)
17	Josh Cameron	OF	6-4	195	Jr.	R/L	Pflugerville, Texas (Hendrickson/Butler County CC)
18	Noah Niznik	LHP	5-11	196	Jr.	L/L	Imperial, Mo. (St. John Vianney)
19	Spencer Parker	OF	6-1	210	Jr.	L/R	Lee's Summit, Mo. (Lee's Summit/Iowa Western CC)
20	Jason Rackers	RHP	6-7	225	Sr.	R/R	Jefferson City, Mo. (Blair Oaks/Tennessee)
21	Joel Vaske	OF	6-1	205	Jr.	R/R	Dyersville, Iowa (Beckman/Kirkwood CC)
22	Jeb Callaghan	LHP	6-1	222	Jr.	L/L	Yakima, Wash. (Naches Valley/George Washington)
23	Brett Graber	OF	6-0	190	Jr.	R/R	Sacramento, Calif. (Capital Christian School/Cosumnes River College)
24	Fischer Rausch	RHP	6-5	237	So.	R/R	St. Louis, Mo. (Valley Park)
25	Ethan Osborne	LHP	6-1	180	Fr.	L/L	Ashland, Mo. (Southern Boone)
26	Collin Wilma	RHP	6-4	190	So.	R/R	Tinley Park, Ill. (Tinley Park)
27	Austin Williams	RHP	6-3	210	Sr.	R/R	Judsonia, Ark. (White County Central/Three Rivers CC)
28	Anthony Klein	RHP	6-1	225	R-Fr.	R/R	St. Louis, Mo. (Parkway Central)
30	Tommy Windt	UT	6-3	212	Jr.	R/R	Orland Park, Ill. (Carl Sandburg/South Suburban College)
31	Blake Cisneros	LHP	6-1	208	Jr.	L/L	Fenton, Mo. (Rockwood Summit)
32	Connery O'Donnell	RHP	6-3	212	Jr.	R/R	Milliken, Colo. (Roosevelt/Garden City CC)
33	Bryce Grossius	RHP	6-2	210	Jr.	R/R	St. Louis, Mo. (St. Mary's)
34	Alex Esker	LHP	6-4	200	Fr.	L/L	St. Louis, Mo. (Christian Brothers College)
35	Ryan Malzahn	OF	6-4	203	R-Fr.	R/R	O'Fallon, Mo. (O'Fallon Christian)
36	Weston Brockhouse	RHP	6-7	195	Fr.	R/R	Mt Vernon, Ill. (Mt. Vernon/Rend Lake College)
37	Hunter Ralls	RHP	6-3	190	Jr.	R/R	Anna, Ill. (Anna-Jonesboro)
38	Hayden Malenfant	RHP	6-2	197	Sr.	R/R	Whitby, Ontario (Sinclair Secondary/Southeastern CC)
39	Corbin Guthman	RHP	6-3	190	Fr.	R/R	Murphysboro, Ill. (Murphysboro)
44	Matt Perego	RHP	6-7	252	Jr.	R/R	Ballwin, Mo. (Parkway West/John A. Logan College)
45	Tanner Mueller	RHP	6-5	205	Fr.	R/R	Wentzville, Mo. (Lutheran St. Charles)
55	Noah Stone	RHP	6-8	283	So.	R/R	St. Louis, Mo. (Lutheran South/Three Rivers CC)

Coaches & Staff

- 3 Andy Sawyers, Head Coach (Sixth Year)
- Trevor Ezell, Assistant Coach/Hitting (Second Year)
- Dan McKinney, Assistant Coach/Pitching (First Year)
- Drew Millwood, Director of Analytics (Second Year)
- Austin Spainhour, Volunteer Assistant Coach (First Year)
- Ryan Napoli, Strength & Conditioning
- Mike Patke, Athletic Trainer
- Connor Rooney, Manager
- Connor Martin, Manager
- Ben Kouba, Manager
- Evan Gray, Manager

Pronunciations

Bryce Grossius	grocius (like grocery)
Joseph Karall	carroll
Jevon Mason	JUH-von
Noah Niznik	nez-nick
Matt Perego	purr-ay-go
Ty Stauss	stauss (sounds like house)
Joel Vaske	vass-key

SOUTHEAST MISSOURI BASEBALL NOTES

BELMONT // APR. 29-MAY 1



No.	Name	Pos.	Ht.	Wt.	Cl.	B/T	Hometown (High School/College)
10	Lincoln Andrews	INF	6-4	228	So.	L/R	Canon City, Colo. (Canon City)
36	Weston Brockhouse	RHP	6-7	195	Fr.	R/R	Mt Vernon, Ill. (Mt. Vernon/Rend Lake College)
22	Jeb Callaghan	LHP	6-1	222	Jr.	L/L	Yakima, Wash. (Naches Valley/George Washington)
17	Josh Cameron	OF	6-4	195	Jr.	R/L	Pflugerville, Texas (Hendrickson/Butler County CC)
31	Blake Cisneros	LHP	6-1	208	Jr.	L/L	Fenton, Mo. (Rockwood Summit)
34	Alex Esker	LHP	6-4	200	Fr.	L/L	St. Louis, Mo. (Christian Brothers College)
23	Brett Graber	OF	6-0	190	Jr.	R/R	Sacramento, Calif. (Capital Christian School/Cosumnes River College)
16	Wyatt Grant	C	6-1	205	Jr.	R/R	Burkburnett, Texas (Burkburnett/Seward County CC)
33	Bryce Grossius	RHP	6-2	210	Jr.	R/R	St. Louis, Mo. (St. Mary's)
39	Corbin Guthman	RHP	6-3	190	Fr.	R/R	Murphysboro, Ill. (Murphysboro)
15	Joseph Karall	RHP	6-2	218	So.	R/R	St. Albert, Alberta (Bellerose Composite/Cloud County CC)
12	Andrew Keck	C	6-3	220	Jr.	R/R	St. Louis, Mo. (St. John Vianney)
28	Anthony Klein	RHP	6-1	225	R-Fr.	R/R	St. Louis, Mo. (Parkway Central)
14	Peyton Leeper	UT	5-11	200	So.	S/R	Mokane, Mo. (South Callaway)
6	Jakob Lewis	INF	5-10	170	Fr.	R/R	Sparkman, Ala. (Sparkman)
38	Hayden Malenfant	RHP	6-2	197	Sr.	R/R	Whitby, Ontario (Sinclair Secondary/Southeastern CC)
35	Ryan Malzahn	OF	6-4	203	R-Fr.	R/R	O'Fallon, Mo. (O'Fallon Christian)
1	Jevon Mason	OF	5-11	202	Jr.	R/R	West Des Moines, Iowa (West Des Moines Valley/Iowa Western CC)
7	Kyle Miller	UT	6-2	210	So.	R/R	Eureka, Mo. (Eureka)
45	Tanner Mueller	RHP	6-5	205	Fr.	R/R	Wentzville, Mo. (Lutheran St. Charles)
18	Noah Niznik	LHP	5-11	196	Jr.	L/L	Imperial, Mo. (St. John Vianney)
32	Connery O'Donnell	RHP	6-3	212	Jr.	R/R	Milliken, Colo. (Roosevelt/Garden City CC)
25	Ethan Osborne	LHP	6-1	180	Fr.	L/L	Ashland, Mo. (Southern Boone)
11	Ben Palmer	INF	6-3	180	So.	R/R	Fridley, Minn. (Totino-Grace/Iowa Western CC)
19	Spencer Parker	OF	6-1	210	Jr.	L/R	Lee's Summit, Mo. (Lee's Summit/Iowa Western CC)
44	Matt Perego	RHP	6-7	252	Jr.	R/R	Ballwin, Mo. (Parkway West/John A. Logan College)
20	Jason Rackers	RHP	6-7	225	Sr.	R/R	Jefferson City, Mo. (Blair Oaks/Tennessee)
37	Hunter Ralls	RHP	6-3	190	Jr.	R/R	Anna, Ill. (Anna-Jonesboro)
24	Fischer Rausch	RHP	6-5	237	So.	R/R	St. Louis, Mo. (Valley Park)
5	Danny Sperling	INF	6-1	188	Jr.	L/R	Wauconda, Ill. (Wauconda/McHenry County College)
8	Ty Stauss	UT	5-10	190	So.	L/R	Wildwood, Mo. (Lafayette)
55	Noah Stone	RHP	6-8	283	So.	R/R	St. Louis, Mo. (Lutheran South/Three Rivers CC)
21	Joel Vaske	OF	6-1	205	Jr.	R/R	Dyersville, Iowa (Beckman/Kirkwood CC)
2	Cole Warehime	INF	6-1	185	Fr.	R/R	Downers Grove, Ill. (Downers Grove South)
9	Tyler Wilber	INF	6-3	225	Sr.	R/R	Los Alamitos, Calif. (Los Alamitos/Long Beach City College)
27	Austin Williams	RHP	6-3	210	Sr.	R/R	Judsonia, Ark. (White County Central/Three Rivers CC)
26	Collin Wilma	RHP	6-4	190	So.	R/R	Tinley Park, Ill. (Tinley Park)
30	Tommy Windt	UT	6-3	212	Jr.	R/R	Orland Park, Ill. (Carl Sandburg/South Suburban College)

Roster Breakdown

Total Squad Members	38
Seniors	4
Juniors	16
Sophomores	9
Freshmen	9
Newcomers	14
Position Starters Returning/Lost	5/4
Starting Pitchers Returning/Lost	2/1



OVC TOURNAMENT CHAMPIONS | 1998 • 2002 • 2016 • 2021

NCAA TOURNAMENT | 1998 • 2002 • 2016 • 2021



SOUTHEAST MISSOURI BASEBALL NOTES

BELMONT // APR. 29-MAY 1




1
Jevon Mason
OF / 5-11 / 202 / Jr. / R/R
West Des Moines, Iowa



2
Cole Warehime
INF / 6-1 / 185 / Fr. / R/R
Downers Grove, Ill.



5
Danny Sperling
INF / 6-1 / 188 / Jr. / L/R
Wauconda, Ill.



6
Jakob Lewis
INF / 5-10 / 170 / Fr. / R/R
Sparkman, Ala.



7
Kyle Miller
UT / 6-2 / 210 / So. / R/R
Eureka, Mo.



8
Ty Stauss
UT / 5-10 / 190 / So. / L/R
Wildwood, Mo.



9
Tyler Wilber
INF / 6-3 / 225 / Sr. / R/R
Los Alamitos, Calif.



10
Lincoln Andrews
INF / 6-4 / 228 / So. / L/R
Canon City, Colo.



11
Ben Palmer
INF / 6-3 / 180 / So. / R/R
Fridley, Minn.



12
Andrew Keck
C / 6-3 / 220 / Jr. / R/R
St. Louis, Mo.



14
Peyton Leeper
UT / 5-11 / 200 / So. / S/R
Mokane, Mo.




15
Joseph Karall
RHP / 6-2 / 218 / So. / R/R
St. Albert, Alberta, Canada



16
Wyatt Grant
C / 6-1 / 205 / Jr. / R/R
Burkburnett, Texas



17
Josh Cameron
OF / 6-4 / 195 / Jr. / R/L
Pflugerville, Texas



18
Noah Niznik
LHP / 5-11 / 196 / Jr. / L/L
St. Louis, Mo.



19
Spencer Parker
OF / 6-1 / 210 / Jr. / L/R
Lee's Summit, Mo.




20
Jason Rackers
RHP / 6-7 / 225 / Sr. / R/R
Jefferson City, Mo.



21
Joel Vaske
OF / 6-1 / 205 / Jr. / R/R
Dyersville, Iowa



22
Jeb Callaghan
LHP / 6-1 / 222 / Jr. / L/L
Yakima, Wash.



23
Brett Graber
OF / 6-0 / 190 / Jr. / R/R
Sacramento, Calif.




24
Fischer Rausch
RHP / 6-5 / 237 / So. / R/R
St. Louis, Mo.



25
Ethan Osborne
LHP / 6-1 / 180 / Fr. / L/L
Ashland, Mo.



26
Collin Wilma
RHP / 6-4 / 190 / So. / R/R
Tinley Park, Ill.



27
Austin Williams
RHP / 6-3 / 210 / Sr. / R/R
Judsonia, Ark.



28
Anthony Klein
RHP / 6-1 / 225 / R-Fr. / R/R
St. Louis, Mo.

SOUTHEAST MISSOURI BASEBALL NOTES

BELMONT // APR. 29-MAY 1



30

Tommy Windt
UT / 6-3 / 212 / Jr. / R/R
Orland Park, Ill.



31

Blake Cisneros
LHP / 6-1 / 208 / Jr. / L/L
Fenton, Mo.



32

Connery O'Donnell
RHP / 6-3 / 212 / Jr. / R/R
Milliken, Colo.



33

Bryce Grossius
RHP / 6-2 / 210 / Jr. / R/R
St. Louis, Mo.



34

Alex Esker
LHP / 6-4 / 200 / Fr. / L/L
St. Louis, Mo.



35

Ryan Malzahn
OF / 6-4 / 203 / R-Fr. / R/R
O'Fallon, Mo.



36

Weston Brockhouse
RHP / 6-7 / 195 / Fr. / R/R
Mt. Vernon, Ill.



37

Hunter Ralls
RHP / 6-3 / 190 / Jr. / R/R
Anna, Ill.



38

Hayden Malenfant
RHP / 6-2 / 197 / Sr. / R/R
Whitby, Ontario




39

Corbin Guthman
RHP / 6-3 / 190 / Fr. / R/R
Murphysboro, Ill.



44

Matt Perego
RHP / 6-7 / 252 / Jr. / R/R
Ballwin, Mo.



45

Tanner Mueller
RHP / 6-5 / 205 / Fr. / R/R
Wentzville, Mo.



55

Noah Stone
RHP / 6-8 / 283 / So. / R/R
St. Louis, Mo.




3

Andy Sawyers
Head Coach
Sixth Year



4

Trevor Ezell
Assistant Coach/Hitting
Second Year




5

Dan McKinney
Assistant Coach/Pitching
First Year



6

Drew Millwood
Director of Analytics
Second Year



7

Austin Spainhour
Volunteer Assistant
First Year



Connor Rooney
Manager



Connor Martin
Manager




Ben Kouba
Manager



Evan Gray
Manager



Mike Patke
Athletic Trainer



Ryan Napoli
Strength & Conditioning

OVC TOURNAMENT CHAMPIONS | 1998 • 2002 • 2016 • 2021

NCAA TOURNAMENT | 1998 • 2002 • 2016 • 2021



ANDY SAWYERS

HEAD COACH

Andy Sawyers is the reigning Ohio Valley Conference Coach of the Year after leading Southeast Missouri to the league's regular-season and tournament titles, and the program's fourth NCAA Tournament berth in 2021.

Sawyers looks to carry the momentum into the 2022 campaign, his sixth year as SEMO's head coach.

The Redhawks finished their championship season with an overall 30-22 record and 17-10 in the OVC. SEMO recorded 30 wins in a season for the first time with Sawyers at the helm and posted series wins in eight of its nine series against league foes in 2021.

Sawyers coached his first OVC Specialty Award-Winner when left-hander Dylan Dodd was tabbed the league's Pitcher of the Year.

Dodd later became the

highest draft pick in program history when he was selected in the third round by the Atlanta Braves in the 2021 Major League Draft. Additionally, Dodd wrapped up his final college season as a Second-Team Collegiate Baseball All-American.

Statistically, SEMO led the OVC with 14 saves and a .967 fielding percentage after committing just 49 errors in 52 contests. The Redhawks were also second in the conference in wins as their 30 victories marked the most in a season in five years.

In 2020, SEMO had an overall record of 9-8 and a 2-1 mark in OVC play when its season abruptly ended due to a global COVID-19 pandemic. The Redhawks heated up to win seven of nine contests prior to the end of competition.

The Redhawks led the OVC in

batting average (.314), hits (188), triples (9), plate appearances (707), at-bats (598), hit by pitch (26), stolen bases (36), fewest walks allowed (54) and fielding percentage (.976), and rated second in slugging percentage (.503), on-base percentage (.404), runs (129), RBI (121) and home runs (21) at the time their 2020 campaign came to a close. SEMO also ranked among the top 10 teams in the nation in hits (6th) and triples (8th).

Individually, Justin Dirden led the conference in slugging percentage (.900), RBI (26), home runs (9), hits (29), total bases (63) and stolen bases (9) before signing as an undrafted free agent with the Houston Astros.

Shortstop Tyler Wilber topped the OVC in runs (26) and center fielder Danny Wright tied a league-high with 29 hits when play was suspended.

Pitching wise, left-handers Dylan Dodd (2-1, 36 Ks) and Noah Niznik (3-0, 15 Ks) were a combined 5-1 with 51 strikeouts and two complete game shutouts through four starts in 2020.

Before they took the field in 2019, the Redhawks ushered in a state-of-the-art hitting facility adjacent to Capaha Field. The 4,000-square foot facility can fit up to four batting cages and is equipped with portable pitching mounds. It also had HitTrax Rapsodo technology which is used to enhance overall player performance through real-time stats and performance metrics.

SEMO went 23-32 during an injury-riddled 2019 campaign. The Redhawks played without five of their position starters for much of the season.

Despite the misfortune with injuries, SEMO had a pair of All-OVC performers in Wilber

SOUTHEAST MISSOURI BASEBALL NOTES

BELMONT // APR. 29-MAY 1



and Niznik.

A First-Team selection, Wilber led the OVC with a .383 batting average and was the Redhawks leader in hits (80) doubles (19), triples (3), RBI (40), slugging percentage (.531) and on-base percentage (.480).

Niznik, who landed a spot on the All-Newcomer Team, started 13 games as a freshman. He led the team with a 3.63 ERA, ranked second in innings (62) and third in both strikeouts (49) and wins (3).

The year before that, Sawyers guided the 2018 squad to the program's 13th consecutive OVC Tournament berth as the Redhawks finished 27-30 overall and second in the conference with a 20-10 record.

That team produced three First-Team All-OVC performers, including Carlos Vega, Trevor Ezell and Dirden.

Sawyers was hired as the sixth head coach in program history on July 29, 2016.

In his first year as an NCAA Division I head coach in 2017, Sawyers led the Redhawks to a winning season (29-26 overall, 16-14 OVC). He also picked up his first career OVC Tournament win along the way.

First-Team pick Dan Holst, Second-Team selections Brian Lees, Chris Osborne, Justin Murphy and Clay Chandler, and All-Newcomer Team member Danny Wright formed a group of six All-OVC players in Sawyers' debut season as a Division I head coach.

In all, Sawyers has two decades worth of collegiate coaching experience.

Prior to arriving in Cape Girardeau, he worked two seasons as the Associate Head

Coach/Offensive Coordinator at Big 12 Conference member Kansas State. There, Sawyers oversaw the hitters and catchers, while helping coordinate recruiting efforts.

Sawyers has coached in two College World Series, two NCAA Super Regionals and nine NCAA Tournaments during his coaching tenure. He has mentored 40 Major League Baseball draft picks, including two first-round selections and nine top-10 round picks.

The Wildcats ranked fourth in the Big 12 offensively with a .284 team batting average in 2016. K-State's offense registered a .400 slugging percentage and .372 on-base percentage, scored 335 runs, had 550 hits, belted 100 doubles, notched 17 triples, and finished with 30 home runs and 300 RBI.

Sawyers coached freshman Josh Rolette who garnered Louisville Slugger Freshman All-American honors in 2016. He also helped mentor Jake Scudder who was named Big 12 Newcomer of the Year. The Wildcats had three student-athletes on the All-Big 12 Teams that season.

The 2015 and 2016 campaigns were Sawyers' second stint at K-State.

He previously served as an assistant coach for the Wildcats in 2009 and 2010. Sawyers helped lead K-State to an 80-30-1 record and the first two NCAA Regional appearances in school history over that span.

The 2009 season was a year of power for the Wildcats under Sawyers. The team hit 22 triples and 58 home runs, most in both categories since 1997. The offense shined when it came to

stolen bases as the 149 steals were second-most in the nation and just two shy of breaking the Big 12 record. Overall, the team finished among Big 12 leaders in on-base percentage (2nd, .399), runs scored (2nd, 458), hits (2nd, 675), RBI (2nd, 420), doubles (3rd, 123), and fewest strikeouts (4th, 393).

Six Wildcats claimed All-Big 12 honors in 2009, including outfielder Nick Martini, who also garnered Louisville Slugger Freshman All America honors, and Justin Bloxom and Carter Jurica, who finished fourth and eighth, respectively, in the Big 12 in batting average.

The 2010 squad matched the success of 2009 by also reaching the NCAA postseason, and the offense topped the previous season totals in batting average (.323 in 2010; .317 in 2009), runs per game (7.6 vs. 7.4) and OBP (.426 vs. .399).

Before K-State, Sawyers spent four seasons as Associate Head Coach at Texas A&M (2011-14). Those four seasons at Texas

A&M represented the end of Sawyers' five-year stint with the Aggies after he spent 2008 as a volunteer assistant coach.

In each of those five seasons, Sawyers helped Texas A&M reach an NCAA Regional while also winning a pair of Big 12 championships. In addition, he coached standouts Tyler Naquin - 2011 Big 12 Player of the Year, All-American and a first round pick by the Cleveland Indians in 2012 - and Krey Bratson, a 2011 Freshman All-American.

Before his appointment at Texas A&M in 2008, Sawyers worked with current Aggie head coach Rob Childress as an assistant coach and recruiting coordinator at Nebraska from 2003-07.

While in Lincoln, he helped the Huskers earn four trips to the NCAA Tournament, including an appearance at the 2005 College World Series. Sawyers, who lettered two years at Nebraska, worked with 12 Huskers who were selected in the MLB Draft, including Alex





SOUTHEAST MISSOURI BASEBALL NOTES

BELMONT // APR. 29-MAY 1

Collegiate Baseball.

After working as the volunteer assistant at Nebraska in 2000, Sawyers worked the 2001 and 2002 seasons as head coach at Hutchinson Community College, compiling an 87-30 record and two postseason berths. In 2001, the Dragons went 40-16 and won the Jayhawk West Sub-Regional, while the 2002 squad set a school record with 47 wins and was ranked as high as seventh by the NJCAA.

Sawyers' coaching career began at Northwestern (La.)

State in 1999 as a volunteer assistant coach, helping the Demons finish second in the Southland Conference.

He first played collegiately at Point Loma (Calif.) Nazarene College in 1994. Following a year off, he played at Mendocino (Calif.) Junior College in 1996 before finishing up his playing career at Nebraska.

A native of Willits, California, Sawyers received his bachelor (1998) and master's (2000) degrees from Nebraska. He is married to the former Dena

Lindeblad and the couple have two sons, Andrew James (A.J.) and Alex.



■ The Sawyers File

Experience:

22nd Year (Sixth at SEMO)

Hometown:

Willits, Calif.

Birthdate:

May 24, 1975

Alma Mater:

Nebraska, 1998

Education:

B.A. History (Nebraska)
M.S. Education (Nebraska)

Date Hired:

July 29, 2016

Family:

Wife - Dena
Children - A.J., Alex

Playing Experience:

Point Loma Nazarene, 1994
Mendocino College, 1996
Nebraska, 1997-98

Coaching Experience:

Northwestern State, Volunteer Asst., 1999
Nebraska, Volunteer Asst., 2000
Hutchinson CC, Head Coach, 2001-02
Nebraska, Assistant Coach, 2003-07
Texas A&M, Volunteer Asst., 2008
Kansas State, Assistant Coach, 2009-10
Texas A&M, Assoc. Head Coach, 2011-14
Kansas State, Assoc. Head Coach, 2015-16
Southeast Missouri, Head Coach, 2017-pr.

Sawyers' Year-by-Year Records

Year	School	Assignment	Record	Conf./Finish	Postseason
1999	Northwestern State	Volunteer Assistant	38-21	18-9/2nd	
2000	Nebraska	Volunteer Assistant	51-17	21-9/2nd	NCAA Super Regional
2001	Hutchinson CC	Head Coach	40-16	-	Sub-Regional
2002	Hutchinson CC	Head Coach	47-11	-	Sub-Regional
2003	Nebraska	Assistant Coach	47-18	20-7/1st	NCAA Regional
2004	Nebraska	Assistant Coach	36-23	11-16/8th	-
2005	Nebraska	Assistant Coach	57-15	19-8/1st	NCAA College World Series
2006	Nebraska	Assistant Coach	42-17	17-10/3rd	NCAA Regional
2007	Nebraska	Assistant Coach	32-27	14-13/4th	NCAA Regional
2008	Texas A&M	Volunteer Assistant	46-19	19-8/1st	NCAA Super Regional
2009	Kansas State	Assistant Coach	43-18-1	14-11-1/4th	NCAA Regional
2010	Kansas State	Assistant Coach	37-22	14-12/3rd	NCAA Regional
2011	Texas A&M	Assoc. Head Coach	47-22	19-8/t1st	NCAA College World Series
2012	Texas A&M	Assoc. Head Coach	43-18	16-8/2nd	NCAA Regional
2013	Texas A&M	Assoc. Head Coach	34-29	13-16/6th	NCAA Regional
2014	Texas A&M	Assoc. Head Coach	36-26	14-16/5th	NCAA Regional
2015	Kansas State	Assoc. Head Coach	27-30	10-14/6th	-
2016	Kansas State	Assoc. Head Coach	26-31	8-16/8th	-
2017	Southeast Missouri	Head Coach	29-26	16-14/5th	OVC Tournament
2018	Southeast Missouri	Head Coach	27-30	20-10/2nd	OVC Tournament
2019	Southeast Missouri	Head Coach	23-32	10-20/10th	-
2020*	Southeast Missouri	Head Coach	9-8	2-1	-
2021	Southeast Missouri	Head Coach	30-22	17-10/1st	NCAA Regional
2022	Southeast Missouri	Head Coach	28-11	11-4	

* - Season ended due to COVID-19 pandemic

Overall Record as a Head Coach: 233-156 (8 years)

Record at Southeast Missouri, 146-129, 76-59 Ohio Valley Conference (6 years)

Record at Hutchinson CC, 87-27 (2 years)

Record as a college associate head coach, 213-156

Record as a college assistant coach, 294-140-1

Record as a volunteer assistant coach, 135-57

Coaching Honors

2021 OVC Coach of the Year

SOUTHEAST MISSOURI BASEBALL NOTES

BELMONT // APR. 29-MAY 1



2022 Statistics

Record: 28-11 Home: 20-1 Away: 8-10 OVC: 11-4

Player	avg	gp-gs	ab	r	h	2b	3b	hr	rbi	tb	slg%	bb	hp	so	gdp	ob%	sf	sh	sb-att	po	a	e	fld%
9 WILBER, Tyler	.360	39-39	161	42	58	12	0	14	54	112	.696	21	2	25	5	.435	2	0	0-0	52	101	7	.956
12 KECK, Andrew	.349	37-37	152	35	53	13	2	10	47	100	.658	15	3	23	4	.415	1	0	8-12	290	20	2	.994
23 GRABER, Brett	.338	39-39	142	27	48	11	3	4	27	77	.542	25	6	44	2	.457	0	1	9-12	106	1	0	1.000
1 MASON, Jevon	.319	39-39	160	51	51	11	3	10	31	98	.613	25	7	36	1	.423	4	0	14-16	71	3	1	.987
8 STAUSS, Ty	.265	30-24	98	17	26	3	0	5	18	44	.449	8	1	21	3	.327	0	1	0-0	40	1	0	1.000
14 LEEPER, Peyton	.253	39-39	146	40	37	6	0	6	23	61	.418	30	6	32	6	.399	1	4	6-6	28	62	9	.909
10 ANDREWS, Lincoln	.224	38-38	152	29	34	9	0	10	33	73	.480	15	4	48	5	.308	1	4	0-1	279	11	3	.990
21 VASKE, Joel	.218	37-28	101	20	22	5	0	4	19	39	.386	18	7	46	1	.373	0	2	5-7	52	0	0	1.000
11 PALMER, Ben	.190	38-34	116	25	22	4	1	3	23	37	.319	12	4	35	0	.286	1	3	5-5	58	83	7	.953

19 PARKER, Spencer	.283	20-13	53	10	15	4	0	2	10	25	.472	4	1	13	1	.345	0	0	0-1	9	0	2	.818
5 SPERLING, Danny	.204	21-13	49	9	10	1	0	0	8	11	.224	9	2	13	1	.350	0	1	1-1	16	13	2	.935
16 GRANT, Wyatt	.100	8-4	10	1	1	0	0	0	0	1	.100	3	1	7	0	.357	0	1	0-0	21	4	0	1.000
35 MALZAHN, Ryan	.067	10-4	15	2	1	1	0	0	1	2	.133	0	1	8	0	.125	0	0	0-0	6	0	0	1.000
28 KLEIN, Anthony	.000	1-0	1	0	0	0	0	0	0	0	.000	0	0	0	0	.000	0	0	0-0	1	1	0	1.000
30 WINDT, Tommy	.000	1-0	1	0	0	0	0	0	0	0	.000	0	0	1	0	.000	0	0	0-0	2	3	0	1.000
Totals	.279	39	1357	308	378	80	9	68	294	680	.501	185	45	352	29	.381	10	17	48-61	1042	336	37	.974
Opponents	.273	39	1379	232	376	65	8	56	219	625	.453	154	22	357	24	.352	12	8	38-46	1015	324	57	.959

LOB - Team (291), Opp (301). DPs turned - Team (28), Opp (33). IBB - Team (2), PALMER, B. 1, WILBER, T. 1, Opp (2).

(All games Sorted by Earned run avg)

Player	era	w-l	app	gs	cg	sho	sv	ip	h	r	er	bb	so	2b	3b	hr	b/avg	wp	hp	bk	sfa	sha
7 MILLER, Kyle	2.19	7-3	18	0	0	0/0	6	37.0	28	11	9	9	43	4	1	6	.204	0	0	0	0	2
27 WILLIAMS, Austin	2.97	5-1	17	2	0	0/0	2	39.1	38	15	13	13	47	4	2	3	.252	3	2	1	1	0
20 RACKERS, Jason	4.41	4-1	10	8	0	0/0	0	49.0	49	30	24	22	46	6	0	6	.268	10	3	1	1	5
30 WINDT, Tommy	6.49	4-1	13	7	0	0/0	0	43.0	50	33	31	13	53	10	2	10	.287	3	1	1	2	0
18 NIZNIK, Noah	7.65	1-0	11	10	0	0/0	0	42.1	56	39	36	20	36	13	0	8	.313	2	1	0	1	0

38 MALENFANT, Hayden	0.00	0-0	2	0	0	0/0	0	1.2	1	0	0	3	2	0	0	0	.200	0	0	0	1	0
34 ESKER, Alex	2.92	0-0	8	2	0	0/0	0	12.1	11	6	4	10	7	2	1	0	.234	0	1	0	1	0
31 CISNEROS, Blake	3.12	2-0	16	0	0	0/0	0	17.1	14	8	6	8	19	2	0	1	.209	7	3	0	0	0
28 KLEIN, Anthony	4.82	1-0	14	0	0	0/0	0	18.2	12	10	10	12	23	2	0	2	.182	2	2	0	1	0
37 RALLS, Hunter	5.40	3-2	12	1	0	0/0	0	25.0	30	19	15	9	20	6	1	4	.286	3	2	0	0	1
24 RAUSCH, Fischer	5.40	0-0	5	0	0	0/0	0	3.1	3	2	2	5	2	2	0	0	.250	0	0	0	1	0
25 OSBORNE, Ethan	6.46	1-1	10	2	0	0/0	0	15.1	23	11	11	4	16	4	0	1	.343	0	1	1	0	0
33 GROSSIUS, Bryce	8.28	0-2	10	7	0	0/0	0	29.1	39	30	27	18	30	6	0	9	.312	4	3	1	2	0
22 CALLAGHAN, Jeb	10.12	0-0	4	0	0	0/0	0	5.1	5	6	6	5	7	1	0	2	.250	0	0	0	1	0
44 PEREGO, Matt	10.80	0-0	4	0	0	0/0	0	5.0	10	6	6	2	5	2	1	1	.417	0	3	0	0	0
15 KARRALL, Joseph	13.50	0-0	1	0	0	0/0	0	1.1	3	2	2	0	0	0	0	1	.429	0	0	0	0	0
55 STONE, Noah	18.00	0-0	2	0	0	0/0	0	2.0	4	4	4	1	1	1	0	2	.400	1	0	0	0	0
Totals	5.34	28-11	39	39	0	0/0	8	347.1	376	232	206	154	357	65	8	56	.273	35	22	5	12	8
Opponents	6.92	11-28	39	39	1	0/0	3	338.1	378	308	260	185	352	80	9	68	.279	40	45	2	10	17

PB - Team (7), KECK, A. 5, GRANT, W. 2, Opp (4). Pickoffs - Team (6), MILLER, K. 2, RACKERS, J. 1, WILLIAMS, A. 1, GROSSIUS, B. 1, NIZNIK, N. 1. SBA/ATT - KECK, A. (28-33), WILLIAMS, A. (9-11), WINDT, T. (9-11), STAUSS, T. (6-6), GROSSIUS, B. (5-6), GRANT, W. (4-5), RACKERS, J. (2-3), OSBORNE, E. (1-2), ESKER, A. (2-2), CISNEROS, B. (2-2), KLEIN, A. (2-2), NIZNIK, N. (1-2), MILLER, K. (2-2), PEREGO, M. (1-1), CALLAGHAN, J (1-1), RALLS, H. (1-1).

**SOUTHEAST MISSOURI BASEBALL NOTES****BELMONT // APR. 29-MAY 1****2022 Results**

Date	Opponent		Score	Inns	Overall	OVC	Pitcher of record	Attend	Time
02-18-22	at #22 Dallas Baptist	w	7-6	(12)	1-0-0	0-0-0	MILLER, K. (W 1-0)	1254	4:39
02-19-22	at #22 Dallas Baptist	w	6-5	(10)	2-0-0	0-0-0	CISNEROS, B. (W 1-0)	1004	3:13
02-20-22	at #22 Dallas Baptist	L	5-13	9	2-1-0	0-0-0	WILLIAMS, A. (L 0-1)	988	3:21
02-26-22	BELLARMINE	w	8-7	(11)	3-1-0	0-0-0	MILLER, K. (W 2-0)	224	3:57
02-27-22	BELLARMINE-1	w	10-2	9	4-1-0	0-0-0	NIZNIK, N. (W 1-0)	310	3:00
02-27-22	BELLARMINE-2	w	12-8	9	5-1-0	0-0-0	CISNEROS, B. (W 2-0)	364	3:25
03-01-22	SAINT LOUIS	w	16-5	7	6-1-0	0-0-0	WINDT, T. (W 1-0)	270	2:46
03-04-22	BRADLEY	w	16-7	9	7-1-0	0-0-0	RALLS, H. (W 1-0)	220	3:30
03-05-22	BRADLEY-1	w	11-8	7	8-1-0	0-0-0	RACKERS, J. (W 1-0)	360	2:24
03-05-22	BRADLEY-2	w	12-5	9	9-1-0	0-0-0	WINDT, T. (W 2-0)	560	3:10
03-08-22	at Arkansas State	w	14-6	9	10-1-0	0-0-0	WILLIAMS, A. (W 1-1)	63	3:45
03-12-22	VALPARAISO	w	9-1	9	11-1-0	0-0-0	RALLS, H. (W 2-0)	140	2:41
03-13-22	VALPARAISO-1	w	16-6	9	12-1-0	0-0-0	WILLIAMS, A. (W 2-1)	215	3:24
03-13-22	VALPARAISO-2	w	10-8	9	13-1-0	0-0-0	MILLER, K. (W 3-1)	195	3:12
03-15-22	at Indiana State	L	1-10	9	13-2-0	0-0-0	OSBORNE, E. (L 0-1)	143	3:04
03-16-22	at Indiana State	L	4-5	9	13-3-0	0-0-0	MILLER, K. (L 3-1)	402	2:45
03-19-22	at Missouri State-1	w	6-3	9	14-3-0	0-0-0	RACKERS, J. (W 2-0)	568	3:09
03-19-22	at Missouri State-2	L	3-9	9	14-4-0	0-0-0	RALLS, H. (L 2-1)	568	3:01
03-20-22	at Missouri State	L	5-16	9	14-5-0	0-0-0	WINDT, T. (L 2-1)	563	2:51
* 03-25-22	SIUE	w	2-1	9	15-5-0	1-0-0	RACKERS, J. (W 3-0)	515	2:19
* 03-26-22	SIUE	w	2-1	9	16-5-0	2-0-0	RALLS, H. (W 3-1)	820	2:25
* 03-27-22	SIUE	w	5-2	9	17-5-0	3-0-0	WILLIAMS, A. (W 3-1)	250	2:45
03-29-22	at Saint Louis	w	4-1	9	18-5-0	3-0-0	KLEIN, A. (W 1-0)	153	2:42
* 04-01-22	at Austin Peay	L	3-4	9	18-6-0	3-1-0	MILLER, K. (L 3-2)	344	2:25
* 04-02-22	at Austin Peay	L	7-8	9	18-7-0	3-2-0	RALLS, H. (L 3-2)	503	2:32
* 04-03-22	at Austin Peay	w	6-5	9	19-7-0	4-2-0	WINDT, T. (W 3-1)	427	2:39
04-05-22	ARKANSAS STATE	w	8-5	9	20-7-0	4-2-0	OSBORNE, E. (W 1-1)	400	3:00
* 04-08-22	MURRAY STATE	w	11-2	9	21-7-0	5-2-0	RACKERS, J. (W 4-0)	154	3:10
* 04-09-22	MURRAY STATE	w	8-5	9	22-7-0	6-2-0	MILLER, K. (W 4-2)	440	2:35
* 04-10-22	MURRAY STATE	w	11-10	9	23-7-0	7-2-0	MILLER, K. (W 5-2)	280	2:55
04-12-22	SOUTHERN ILLINOIS	L	2-3	9	23-8-0	7-2-0	GROSSIUS, B. (L 0-1)	675	3:00
* 04-14-22	at Tennessee Tech	L	3-10	9	23-9-0	7-3-0	RACKERS, J. (L 4-1)	219	3:20
* 04-15-22	at Tennessee Tech	w	9-4	9	24-9-0	8-3-0	WILLIAMS, A. (W 4-1)	319	2:56
* 04-16-22	at Tennessee Tech	L	4-7	9	24-10-0	8-4-0	GROSSIUS, B. (L 0-2)	329	2:42
04-19-22	at Ole Miss	w	13-3	9	25-10-0	8-4-0	WILLIAMS, A. (W 5-1)	8854	4:02
* 04-22-22	MOREHEAD STATE	w	8-7	(10)	26-10-0	9-4-0	MILLER, K. (W 6-2)	750	3:05
* 04-23-22	MOREHEAD STATE-1	w	16-9	9	27-10-0	10-4-0	WINDT, T. (W 4-1)	820	2:55
* 04-23-22	MOREHEAD STATE-2	w	9-8	(10)	28-10-0	11-4-0	MILLER, K. (W 7-2)	550	3:30
04-26-22	at Southern Illinois	L	6-7	(11)	28-11-0	11-4-0	MILLER, K. (L 7-3)	0	3:39

() extra inning game

SOUTHEAST MISSOURI BASEBALL NOTES
BELMONT // APR. 29-MAY 1



2022 OVC Statistics

Record: 11-4 Home: 9-0 Away: 2-4 OVC: 11-4

Player	avg	gp-gs	ab	r	h	2b	3b	hr	rbi	tb	slg%	bb	hp	so	gdp	ob%	sf	sh	sb-att	po	a	e	fld%
9 WILBER, Tyler	.403	15-15	62	15	25	4	0	5	16	44	.710	4	0	8	1	.433	1	0	0-0	17	36	2	.964
12 KECK, Andrew	.368	15-15	57	16	21	3	2	6	21	46	.807	7	2	7	3	.455	0	0	0-3	127	9	1	.993
23 GRABER, Brett	.351	15-15	57	10	20	5	1	1	9	30	.526	7	1	16	1	.431	0	0	2-3	42	0	0	1.000
8 STAUSS, Ty	.319	14-12	47	10	15	3	0	3	16	27	.574	5	1	6	2	.396	0	0	0-0	9	1	0	1.000
1 MASON, Jevon	.274	15-15	62	18	17	3	1	3	7	31	.500	4	5	15	1	.361	1	0	2-3	24	0	0	1.000
14 LEEPER, Peyton	.228	15-15	57	8	13	2	0	0	3	15	.263	8	2	11	3	.338	1	1	1-1	7	22	2	.935
10 ANDREWS, Lincoln	.164	15-15	55	10	9	1	0	6	13	28	.509	4	4	8	3	.270	0	1	0-0	114	7	2	.984
11 PALMER, Ben	.143	15-14	49	6	7	1	0	2	8	14	.286	2	1	15	0	.192	0	2	0-0	23	36	2	.967

19 PARKER, Spencer	.240	7-7	25	4	6	3	0	1	5	12	.480	0	1	7	0	.269	0	0	0-0	6	0	2	.750
21 VASKE, Joel	.185	14-9	27	7	5	2	0	1	5	10	.370	6	3	12	1	.389	0	1	1-2	18	0	0	1.000
5 SPERLING, Danny	.000	3-1	7	0	0	0	0	0	0	0	.000	0	0	3	0	.000	0	0	0-0	4	2	0	1.000
35 MALZAHN, Ryan	.000	1-1	2	0	0	0	0	0	0	0	.000	0	0	2	0	.000	0	0	0-0	0	0	0	.000
16 GRANT, Wyatt	.000	1-1	1	0	0	0	0	0	0	0	.000	0	0	1	0	.000	0	1	0-0	0	0	0	.000
Totals	.272	15	508	104	138	27	4	28	103	257	.506	47	20	111	15	.355	3	6	6-12	399	129	13	.976
Opponents	.267	15	520	83	139	19	3	21	75	227	.437	48	8	138	7	.336	5	7	12-13	388	138	19	.965

LOB - Team (92), Opp (106). DPs turned - Team (9), Opp (16). IBB - Team (1), PALMER, B. 1.

(OVC games only Sorted by Earned run avg)

Player	era	w-l	app	gs	cg	sho	sv	ip	h	r	er	bb	so	2b	3b	hr	b/avg	wp	hp	bk	sfa	sha
27 WILLIAMS, Austin	1.50	2-0	8	0	0	0/0	1	18.0	12	4	3	6	24	1	1	1	.188	2	2	0	1	0
7 MILLER, Kyle	3.44	4-1	9	0	0	0/0	3	18.1	15	7	7	3	23	2	1	5	.221	0	0	0	0	2
20 RACKERS, Jason	3.51	2-1	5	5	0	0/0	0	25.2	26	16	10	11	21	3	0	1	.274	5	2	0	1	4
30 WINDT, Tommy	4.43	2-0	5	4	0	0/0	0	22.1	26	12	11	5	27	4	0	7	.286	0	0	0	0	0
18 NIZNIK, Noah	8.71	0-0	5	5	0	0/0	0	20.2	27	22	20	11	18	4	0	4	.310	1	0	0	1	0

25 OSBORNE, Ethan	0.00	0-0	1	0	0	0/0	0	1.1	1	0	0	0	0	0	0	0	.200	0	0	0	0	0
24 RAUSCH, Fischer	0.00	0-0	1	0	0	0/0	0	1.0	1	0	0	0	1	0	0	0	.250	0	0	0	0	0
31 CISNEROS, Blake	3.60	0-0	6	0	0	0/0	0	10.0	9	5	4	3	10	2	0	1	.231	4	2	0	0	0
37 RALLS, Hunter	4.26	1-1	4	0	0	0/0	0	6.1	7	3	3	2	5	1	0	1	.269	1	1	0	0	1
34 ESKER, Alex	6.75	0-0	2	1	0	0/0	0	2.2	5	4	2	1	2	1	1	0	.357	0	0	0	0	0
28 KLEIN, Anthony	9.82	0-0	5	0	0	0/0	0	3.2	4	4	4	4	2	0	0	0	.308	0	1	0	1	0
22 CALLAGHAN, Jeb	13.50	0-0	1	0	0	0/0	0	1.1	2	2	2	1	3	0	0	1	.333	0	0	0	0	0
33 GROSSIUS, Bryce	16.20	0-1	1	0	0	0/0	0	1.2	4	4	3	1	2	1	0	0	.500	0	0	0	1	0
Totals	4.67	11-4	15	15	0	0/0	4	133.0	139	83	69	48	138	19	3	21	.267	13	8	0	5	7
Opponents	6.33	4-11	15	15	1	0/0	1	129.1	138	104	91	47	111	27	4	28	.272	14	20	2	3	6

PB - Team (3), KECK, A. 3. Pickoffs - Team (3), MILLER, K. 1, RACKERS, J. 1, NIZNIK, N. 1. SBA/ATT - KECK, A. (10-11), WINDT, T. (5-5), CISNEROS, B. (2-2), WILLIAMS, A. (1-2), RACKERS, J. (2-2), STAUSS, T. (2-2), KLEIN, A. (2-2).



SOUTHEAST MISSOURI BASEBALL NOTES

BELMONT // APR. 29-MAY 1

2022 OVC Results

Date	Opponent	Score	Inns	Overall	OVC	Pitcher of record	Attend	Time
* 03-25-22	SIUE	w 2-1	9	1-0-0	1-0-0	RACKERS, J. (W 3-0)	515	2:19
* 03-26-22	SIUE	w 2-1	9	2-0-0	2-0-0	RALLS, H. (W 3-1)	820	2:25
* 03-27-22	SIUE	w 5-2	9	3-0-0	3-0-0	WILLIAMS, A. (W 3-1)	250	2:45
* 04-01-22	at Austin Peay	L 3-4	9	3-1-0	3-1-0	MILLER, K. (L 3-2)	344	2:25
* 04-02-22	at Austin Peay	L 7-8	9	3-2-0	3-2-0	RALLS, H. (L 3-2)	503	2:32
* 04-03-22	at Austin Peay	w 6-5	9	4-2-0	4-2-0	WINDT, T. (W 3-1)	427	2:39
* 04-08-22	MURRAY STATE	w 11-2	9	5-2-0	5-2-0	RACKERS, J. (W 4-0)	154	3:10
* 04-09-22	MURRAY STATE	w 8-5	9	6-2-0	6-2-0	MILLER, K. (W 4-2)	440	2:35
* 04-10-22	MURRAY STATE	w 11-10	9	7-2-0	7-2-0	MILLER, K. (W 5-2)	280	2:55
* 04-14-22	at Tennessee Tech	L 3-10	9	7-3-0	7-3-0	RACKERS, J. (L 4-1)	219	3:20
* 04-15-22	at Tennessee Tech	w 9-4	9	8-3-0	8-3-0	WILLIAMS, A. (W 4-1)	319	2:56
* 04-16-22	at Tennessee Tech	L 4-7	9	8-4-0	8-4-0	GROSSIUS, B. (L 0-2)	329	2:42
* 04-22-22	MOREHEAD STATE	w 8-7	(10)	9-4-0	9-4-0	MILLER, K. (W 6-2)	750	3:05
* 04-23-22	MOREHEAD STATE-1	w 16-9	9	10-4-0	10-4-0	WINDT, T. (W 4-1)	820	2:55
* 04-23-22	MOREHEAD STATE-2	w 9-8	(10)	11-4-0	11-4-0	MILLER, K. (W 7-2)	550	3:30

() extra inning game

**Multiple-Hit Games**

Player	2	3	4	5+	Total
Jevon Mason	15	3	-	-	18
Tyler Wilber	7	6	3	-	16
Andrew Keck	9	6	1	-	16
Brett Graber	12	3	-	-	15
Peyton Leeper	10	1	-	-	11
Lincoln Andrews	9	1	-	-	10

Multiple-RBI Games

Player	2	3	4	5+	Total
Tyler Wilber	9	4	3	-	16
Andrew Keck	9	2	1	2	14
Jevon Mason	10	1	-	-	11
Brett Graber	4	4	-	-	8
Lincoln Andrews	6	2	2	-	10
Peyton Leeper	2	2	1	-	5

Inning-by-Inning Summary

Inning	SEMO	Opp.
First	42	39
Second	28	34
Third	53	37
Fourth	26	17
Fifth	32	27
Sixth	34	25
Seventh	36	26
Eighth	36	18
Ninth	16	8
Ex	5	1
Total	308	232

Inning-by-Inning Summary (OVC Games)

Inning	SEMO	Opp.
First	12	9
Second	1	8
Third	6	7
Fourth	4	5
Fifth	14	8
Sixth	9	5
Seventh	10	14
Eighth	7	2
Ninth	8	1
Total	71	59

Current Hitting Streaks

Player	Games	Started
Andrew Keck	7	4/16
Lincoln Andrews	6	4/17
Ty Stauss	5	4/17

Current Reached Base Streaks

Player	Games	Started
Jevon Mason	17	3/29
Andrew Keck	16	4/1
Tyler Wilber	15	4/2
Peyton Leeper	9	4/12

Career Multiple-Hit Games

Player	2	3	4	5+	Total
Tyler Wilber	44	20	9	-	73
Andrew Keck	37	11	2	-	50
Jevon Mason	25	9	-	-	34
Lincoln Andrews	14	2	1	-	17
Peyton Leeper	16	1	-	-	17
Danny Sperling	5	-	-	-	5
Ty Stauss	5	2	-	-	7
Brett Graber	11	3	-	-	14
Joel Vaske	5	-	-	-	5
Ben Palmer	3	-	-	-	3

Career Multiple-RBI Games

Player	2	3	4	5+	Total
Tyler Wilber	20	10	3	3	36
Andrew Keck	22	7	-	-	29
Lincoln Andrews	9	3	2	1	15
Jevon Mason	10	3	-	-	13
Danny Sperling	-	-	1	-	1
Ty Stauss	2	1	-	1	4
Joel Vaske	-	3	-	-	3
Brett Graber	4	4	-	-	8
Peyton Leeper	2	1	1	-	4
Spencer Parker	1	-	-	-	1

1 Jevon Mason**2022 Season-Highs**

At-Bats.....	5, 14x, last at Southern Illinois (4/26/22)
Runs.....	4, at Arkansas State (3/8/22)
Hits.....	3, 3x last at Tennessee Tech (4/14/22)
Doubles.....	1, 11x, last at Southern Illinois (4/26/22)
Triples.....	2, at Dallas Baptist (2/18/22)
Home Runs.....	1, 10x, last vs. Morehead State (4/24/22)
RBI.....	3, at Ole Miss (4/19/22)
Stolen Bases.....	2, vs. Valparaiso (3/13/22)

Career-Highs

At-Bats.....	6, at UT Martin (4/13/21)
Runs.....	4, at Arkansas State (3/8/22)
Hits.....	3, 10x, last at Tennessee Tech (4/14/22)
Doubles.....	2, 2x, last vs. Murray State (5/30/21)
Triples.....	2, at Dallas Baptist (2/18/22)
Home Runs.....	1, 11x, last vs. Morehead State (4/24/22)
RBI.....	3, 3x, last at Ole Miss (4/19/22)
Stolen Bases.....	2, 3x last vs. Valparaiso (3/13/22)

2 Cole Warehime**2022 Season/Career-Highs**

At-Bats.....	-
Runs.....	-
Hits.....	-
Doubles.....	-
Triples.....	-
Home Runs.....	-
RBI.....	-
Stolen Bases.....	-

5 Danny Sperling**2022 Season-Highs**

At-Bats.....	4, 5x, last vs. Morehead State (4/23/22)
Runs.....	1, 8x, last vs. Arkansas State (4/5/22)
Hits.....	2, vs. Bellarmine (2/27/22)
Doubles.....	1, vs. Bellarmine (2/27/22)
Triples.....	-
Home Runs.....	-
RBI.....	4, vs. Bellarmine (2/27/22)
Stolen Bases.....	1, at Arkansas State (3/8/22)

Career-Highs

At-Bats.....	4, 11x, last vs. Morehead State (4/23/22)
Runs.....	2, at Lipscomb (5/15/21)
Hits.....	2, 6x, last vs. Bellarmine (2/27/22)
Doubles.....	1, 2x, last vs. Bellarmine (3/8/22)
Triples.....	-
Home Runs.....	1, vs. Murray State (5/30/21)
RBI.....	4, vs. Bellarmine (2/27/22)
Stolen Bases.....	1, 2x, last at Arkansas State (3/8/22)

7 Kyle Miller**2022 Season-Highs**

Innings Pitched.....	6.0, at Dallas Baptist (2/18/22)
Fewest Hits.....	0, 3x, last vs. Arkansas State (4/5/22)
Most Hits.....	5, vs. Valparaiso (3/13/22)
Fewest Runs.....	0, 10x, last vs. Morehead State (4/24/22)
Most Runs.....	2, 4x, last vs. Morehead State (4/22/22)
Fewest Walks.....	0, 12x, last at Southern Illinois (4/26/22)
Strikeouts.....	5, 3x, last vs. Morehead State (4/24/22)

Career-Highs

Innings Pitched.....	9.0, vs. Murray State (5/30/21)
Fewest Hits.....	0, 6x, last vs. Arkansas State (4/5/22)
Most Hits.....	9, vs. Austin Peay (3/20/21)
Fewest Runs.....	0, 17x, last vs. Morehead State (4/24/22)
Most Runs.....	5, vs. Austin Peay (3/20/21)
Fewest Walks.....	0, 23x, last at Southern Illinois (4/26/22)
Strikeouts.....	10, vs. Murray State (5/30/21)

8 Ty Stauss**2022 Season-Highs**

At-Bats.....	6, at Ole Miss (4/19/22)
Runs.....	2, 2x, last vs. Murray State (4/10/22)
Hits.....	3, 2x, last vs. Morehead State (4/23/22)
Doubles.....	1, 3x, last vs. Morehead State (4/23/22)
Triples.....	-
Home Runs.....	2, at Austin Peay (4/3/22)
RBI.....	6, vs. Morehead State (4/23/22)
Stolen Bases.....	-

Career-Highs

At-Bats.....	6, at Ole Miss (4/19/22)
Runs.....	2, 4x, last vs. Murray State (4/10/22)
Hits.....	3, 2x, last vs. Morehead State (4/23/22)
Doubles.....	1, 6x, last vs. Morehead State (4/23/22)
Triples.....	-
Home Runs.....	2, at Austin Peay (4/3/22)
RBI.....	6, vs. Morehead State (4/23/22)
Stolen Bases.....	1, 3x, last vs. Austin Peay (3/19/21)

9 Tyler Wilber**2022 Season-Highs**

At-Bats.....	6, 3x, last at Ole Miss (4/19/22)
Runs.....	3, 3x, last at Ole Miss (4/19/22)
Hits.....	4, 3x, last at Ole Miss (4/19/22)
Doubles.....	2, vs. Morehead State (4/23/22)
Triples.....	-
Home Runs.....	2, vs. Valparaiso (3/13/22)
RBI.....	4, 3x, last at Missouri State (3/20/22)
Stolen Bases.....	-

Career-Highs

At-Bats.....	6, 3x, last at Ole Miss (4/19/22)
Runs.....	3, 8x, last at Ole Miss (4/19/22)
Hits.....	4, 9x, last at Ole Miss (4/19/22)
Doubles.....	2, 5x, last vs. Morehead State (4/23/22)
Triples.....	1, 5x, last vs. Tennessee Tech (4/17/21)
Home Runs.....	2, vs. Valparaiso (3/13/22)
RBI.....	6, at UT Martin (3/6/20)
Stolen Bases.....	1, 8x, last at Austin Peay (4/28/21)

10 Lincoln Andrews**2022 Season-Highs**

At-Bats.....	6, at Dallas Baptist (2/18/22)
Runs.....	3, at Austin Peay (4/2/22)
Hits.....	3, at Austin Peay (4/2/22)
Doubles.....	1, 5x, last vs. Morehead State (4/22/22)
Triples.....	-
Home Runs.....	3, at Austin Peay (4/2/22)
RBI.....	4, 2x, last vs. Morehead State (4/23/22)
Stolen Bases.....	-

Career-Highs

At-Bats.....	6, at Dallas Baptist (2/18/22)
Runs.....	3, at Austin Peay (4/2/22)
Hits.....	4, at Austin Peay (4/28/21)
Doubles.....	1, 13x, last vs. Morehead State (4/22/22)
Triples.....	1, at UT Martin (3/7/20)
Home Runs.....	3, at Austin Peay (4/2/22)
RBI.....	4, 2x, last vs. Morehead State (4/23/22)
Stolen Bases.....	-

11 Ben Palmer**2022 Season/Career-Highs**

At-Bats.....	5, 4x, last vs. Morehead State (4/22/22)
Runs.....	3, vs. Valparaiso (3/13/22)
Hits.....	2, 3x, last at Southern Illinois (4/26/22)
Doubles.....	1, 4x, last at Southern Illinois (4/26/22)
Triples.....	1, vs. Valparaiso (3/13/22)
Home Runs.....	1, 3x, last at Austin Peay (4/3/22)
RBI.....	4, vs. Valparaiso (3/13/22)
Stolen Bases.....	1, 4x, last vs. Valparaiso (3/13/22)



SOUTHEAST MISSOURI BASEBALL NOTES

BELMONT // APR. 29-MAY 1

12 Andrew Keck

2022 Season-Highs

At-Bats.....6, 2x, last at Arkansas State (3/8/22)
Runs.....4, 2x, last vs. Morehead State (4/23/22)
Hits.....4, vs. Saint Louis (3/1/22)
Doubles.....2, at Arkansas State (3/8/22)
Triples.....1, 2x, last vs. Morehead State (4/22/22)
Home Runs.....2, at Tennessee Tech (4/15/22)
RBI.....7, vs. Saint Louis (3/1/22)
Stolen Bases.....2, vs. Saint Louis (2/18/22)

Career-Highs

At-Bats.....6, 4x, last at Arkansas State (3/8/22)
Runs.....4, 2x, last vs. Morehead State (4/23/22)
Hits.....4, 3x, last vs. Saint Louis (3/1/22)
Doubles.....2, 4x, last at Arkansas State (3/8/22)
Triples.....1, 4x, last vs. Morehead State (4/22/22)
Home Runs.....2, 2x, last at Tennessee Tech (4/15/22)
RBI.....3, 5x, last at Austin Peay (4/28/21)
Stolen Bases.....2, 7x, last vs. Saint Louis (3/1/22)

14 Peyton Leeper

2022 Season-Highs

At-Bats.....6, vs. Valparaiso (3/13/22)
Runs.....3, 4x, last vs. Morehead State (4/23/22)
Hits.....3, at Austin Peay (4/3/22)
Doubles.....1, 6x, last at Murray State (4/9/22)
Triples.....-
Home Runs.....1, 6x, last vs. Arkansas State (4/5/22)
RBI.....4, vs. Valparaiso (3/13/22)
Stolen Bases.....1, vs. Valparaiso (3/13/22)

Career-Highs

At-Bats.....6, vs. Valparaiso (3/13/22)
Runs.....3, 4x, last vs. Morehead State (4/23/22)
Hits.....3, at Austin Peay (4/3/22)
Doubles.....1, 14x, last at Murray State (4/9/22)
Triples.....1, 4x, last vs. Eastern Kentucky (3/8/21)
Home Runs.....1, 6x, last vs. Arkansas State (4/5/22)
RBI.....4, vs. Valparaiso (3/13/22)
Stolen Bases.....1, 7x, last vs. Valparaiso (3/13/22)

15 Joseph Karall

2022 Season-Highs

Innings Pitched.....11, at Indiana State (3/15/22)
Fewest Hits.....-
Most Hits.....3, at Indiana State (3/15/22)
Fewest Runs.....-
Most Runs.....2, at Indiana State (3/15/22)
Fewest Walks.....0, at Indiana State (3/15/22)
Strikeouts.....-

Career-Highs

Innings Pitched.....11, at Indiana State (3/15/22)
Fewest Hits.....0, at Arkansas (2/26/21)
Most Hits.....3, 2x, last at Indiana State (3/15/22)
Fewest Runs.....0, 2x, last at Arkansas (2/27/21)
Most Runs.....7, vs. Southern Illinois (3/24/21)
Fewest Walks.....0, 3x, last at Indiana State (3/15/22)
Strikeouts.....1, at Arkansas (2/27/21)

16 Wyatt Grant

2022 Season/Career-Highs

At-Bats.....3, vs. Valparaiso (3/13/22)
Runs.....1, vs. Bellarmine (2/27/22)
Hits.....1, vs. Valparaiso (3/13/22)
Doubles.....-
Triples.....-
Home Runs.....-
RBI.....-
Stolen Bases.....-

17 Josh Cameron

2022 Season/Career-Highs

At-Bats.....-
Runs.....-
Hits.....-
Doubles.....-
Triples.....-
Home Runs.....-
RBI.....-
Stolen Bases.....-

18 Noah Niznik

2022 Season-Highs

Innings Pitched.....6.0, 2x, last at Austin Peay (4/3/22)
Fewest Hits.....0, at Southern Illinois (4/26/22)
Most Hits.....8, vs. Morehead State (4/23/22)
Fewest Runs.....0, at Southern Illinois (4/26/22)
Most Runs.....8, vs. Morehead State (4/23/22)
Fewest Walks.....0, 2x, last at Southern Illinois (4/26/22)
Strikeouts.....7, at Austin Peay (4/2/22)

Career-Highs

Innings Pitched.....7.0, 4x, last vs. Austin Peay (3/20/21)
Fewest Hits.....0, at Southern Illinois (4/26/22)
Most Hits.....8, 5x, last vs. Morehead State (4/23/22)
Fewest Runs.....0, 5x, last at Southern Illinois (4/26/22)
Most Runs.....8, vs. Morehead State (4/23/22)
Fewest Walks.....0, 8x, last at Southern Illinois (4/26/22)
Strikeouts.....7, 3x, last at Austin Peay (4/2/22)

19 Spencer Parker

2022 Season/Career-Highs

At-Bats.....4, 7x, last vs. Morehead State (4/24/22)
Runs.....2, at Ole Miss (4/19/22)
Hits.....2, 3x, last at Ole Miss (4/19/22)
Doubles.....1, 4x, last vs. Morehead State (4/23/22)
Triples.....-
Home Runs.....1, 2x, last vs. Southern Illinois (4/12/22)
RBI.....4, vs. Murray State (4/10/22)
Stolen Bases.....-

20 Jason Rackers

2022 Season/Career-Highs

Innings Pitched.....6.0, 3x, last vs. Murray State (4/8/22)
Fewest Hits.....3, at Dallas Baptist (2/19/22)
Most Hits.....6, 4x, last vs. Murray State (4/8/22)
Fewest Runs.....1, 4x, last vs. Murray State (4/8/22)
Most Runs.....7, 2x, last at Tennessee Tech (4/14/22)
Fewest Walks.....0, at Dallas Baptist (2/19/22)
Strikeouts.....7, vs. Murray State (4/8/22)

21 Joel Vaske

2022 Season/Career-Highs

At-Bats.....5, 3x last vs. Bradley (3/5/22)
Runs.....2, vs. Valparaiso (3/13/22)
Hits.....2, 5x, last vs. Murray State (4/8/22)
Doubles.....2, vs. Murray State (4/8/22)
Triples.....-
Home Runs.....1, 4x, last at Tennessee Tech (4/15/22)
RBI.....3, 3x, last vs. Murray State (4/8/22)
Stolen Bases.....1, 5x, last at Austin Peay (4/3/22)

22 Jeb Callaghan

2022 Season-Highs

Innings Pitched.....1.2, at Indiana State (3/15/22)
Fewest Hits.....0, vs. Valparaiso (3/13/22)
Most Hits.....2, 2x, last at Tennessee Tech (4/14/22)
Fewest Runs.....0, 2x, last at Indiana State (3/15/22)
Most Runs.....4, vs. Arkansas State (4/5/22)
Fewest Walks.....0, at Indiana State (3/15/22)
Strikeouts.....3, at Tennessee Tech (4/14/22)

23 Brett Graber

2022 Season-Highs

At-Bats.....6, 2x, last at Ole Miss (4/19/22)
Runs.....3, vs. Valparaiso (3/13/22)
Hits.....3, 3x, last vs. Murray State (4/10/22)
Doubles.....2, vs. Bradley (3/4/22)
Triples.....1, 3x, last at Tennessee Tech (4/14/22)
Home Runs.....1, 4x, last vs. Morehead State (4/24/22)
RBI.....3, 4x, last vs. Morehead State (4/24/22)
Stolen Bases.....1, 7x, last vs. Southern Illinois (4/12/22)

Career-Highs

At-Bats.....6, 2x, last at Ole Miss (4/19/22)
Runs.....3, vs. Valparaiso (3/13/22)
Hits.....3, 2x, last vs. Valparaiso (3/13/22)
Doubles.....2, vs. Bradley (3/4/22)
Triples.....1, 3x, last at Tennessee Tech (4/14/22)
Home Runs.....1, 4x, last vs. Morehead State (4/24/22)
RBI.....3, 4x, last vs. Morehead State (4/24/22)
Stolen Bases.....1, 7x, last vs. Southern Illinois (4/12/22)

24 Fischer Rausch

2022 Season-Highs

Innings Pitched.....1.0, 2x, last at Tennessee Tech (4/14/22)
Fewest Hits.....0, at Dallas Baptist (2/20/22)
Most Hits.....1, 3x last at Tennessee Tech (4/14/22)
Fewest Runs.....0, 3x, last at Tennessee Tech (4/14/22)
Most Runs.....1, 2x, last at Missouri State (3/20/22)
Fewest Walks.....0, 3x, last at Tennessee Tech (4/14/22)
Strikeouts.....1, 2x, last at Tennessee Tech (4/14/22)

Career-Highs

Innings Pitched.....2.0, 3x, last at Belmont (4/30/21)
Fewest Hits.....0, 3x, last at Dallas Baptist (2/20/22)
Most Hits.....2, at Eastern Illinois (3/27/21)
Fewest Runs.....0, 11x, last at Tennessee Tech (4/14/22)
Most Runs.....2, 2x, last vs. Murray State (5/29/21)
Fewest Walks.....0, 11x, last at Tennessee Tech (4/14/22)
Strikeouts.....5, vs. Illinois State (3/6/21)

25 Ethan Osborne

2022 Season/Career-Highs

Innings Pitched.....3.2, at Southern Illinois (4/26/22)
Fewest Hits.....0, 2x, last vs. Southern Illinois (4/12/22)
Most Hits.....6, 2x, last at Southern Illinois (4/26/22)
Fewest Runs.....0, 6x, last at Tennessee Tech (4/16/22)
Most Runs.....5, at Missouri State (3/19/22)
Fewest Walks.....0, 6x, last at Tennessee Tech (4/16/22)
Strikeouts.....4, at Indiana State (3/15/22)

26 Collin Wilma

2022 Season-Highs

Innings Pitched.....-
Fewest Hits.....-
Most Hits.....-
Fewest Runs.....-
Most Runs.....-
Fewest Walks.....-
Strikeouts.....-

Career-Highs

Innings Pitched.....7.1, vs. Ohio (2/29/20)
Fewest Hits.....1, 3x, last at Belmont (5/1/21)
Most Hits.....9, at UT Martin (3/8/20)
Fewest Runs.....0, 2x, last at Belmont (5/1/21)
Most Runs.....7, at UT Martin (3/8/20)
Fewest Walks.....0, 3x, last at Eastern Illinois (3/27/21)
Strikeouts.....6, 2x, last at Murray State (4/10/21)

**27 Austin Williams**

2022 Season-Highs

Innings Pitched.....5.0, 2x last at Tennessee Tech (4/15/22)
 Fewest Hits.....0, vs. SIUE (3/26/22)
 Most Hits.....7, Bellarmine (2/26/22)
 Fewest Runs.....0, 11x, last vs. Morehead State (4/22/22)
 Most Runs.....5, vs. Bellarmine (2/27/22)
 Fewest Walks.....0, 9x, last at Ole Miss (4/19/22)
 Strikeouts.....9, at Tennessee Tech (4/15/22)

Career-Highs

Innings Pitched.....5.0, 2x, last at Tennessee Tech (4/15/22)
 Fewest Hits.....0, 2x, last vs. SIUE (3/26/22)
 Most Hits.....7, vs. Southern Mississippi (6/5/21)
 Fewest Runs.....0, 20x, last vs. Morehead State (4/22/22)
 Most Runs.....6, vs. Southern Mississippi (6/5/21)
 Fewest Walks.....0, 23x, last at Ole Miss (4/19/22)
 Strikeouts.....9, at Tennessee Tech (4/15/22)

28 Anthony Klein

2022 Season/Career-Highs

Innings Pitched.....4.0, at Southern Illinois (4/26/22)
 Fewest Hits.....0, 5x, last vs. Murray State (4/10/22)
 Most Hits.....2, 4x, last at Southern Illinois (4/26/22)
 Fewest Runs.....0, 6x, last vs. Southern Illinois (4/12/22)
 Most Runs.....3, at Southern Illinois (4/26/22)
 Fewest Walks.....0, 6x, last at Ole Miss (4/19/22)
 Strikeouts.....5, 2x, last at Southern Illinois (4/26/22)

30 Tommy Windt

2022 Season/Career-Highs

Innings Pitched.....7.2, vs. Morehead State (4/23/22)
 Fewest Hits.....0, vs. Bradley (3/5/22)
 Most Hits.....8, 2x, last vs. Murray State (4/10/22)
 Fewest Runs.....0, 2x, last vs. Bradley (3/5/22)
 Most Runs.....7, at Missouri State (3/20/22)
 Fewest Walks.....0, 6x, last vs. Morehead State (4/23/22)
 Strikeouts.....7, vs. Morehead State (4/23/22)

31 Blake Cisneros

2022 Season-Highs

Innings Pitched.....2.1, vs. Murray State (4/9/22)
 Fewest Hits.....0, 7x, last vs. Arkansas State (4/5/22)
 Most Hits.....3, 2x, last vs. Morehead State (4/24/22)
 Fewest Runs.....0, 10x, last vs. Murray State (4/10/22)
 Most Runs.....2, at Austin Peay (4/2/22)
 Fewest Walks.....0, 10x, last vs. Murray State (4/10/22)
 Strikeouts.....3, vs. Bradley (3/5/22)

Career-Highs

Innings Pitched.....3.0, 2x, last vs. Austin Peay (3/24/19)
 Fewest Hits.....0, 28x, last vs. Arkansas State (4/5/22)
 Most Hits.....6, vs. Purdue Fort Wayne (3/1/19)
 Fewest Runs.....0, 32x, last vs. Murray State (4/10/22)
 Most Runs.....3, 5x, last at Murray State (4/10/21)
 Fewest Walks.....0, 38x, last vs. Murray State (4/10/22)
 Strikeouts.....5, vs. McKendree (4/23/19)

32 Connery O'Donnell

2022 Season-Highs

Innings Pitched.....-
 Fewest Hits.....-
 Most Hits.....-
 Fewest Runs.....-
 Most Runs.....-
 Fewest Walks.....-
 Strikeouts.....-

Career-Highs

Innings Pitched.....11, 2x, last at Arkansas (2/28/21)
 Fewest Hits.....0, 2x, last vs. Southern Illinois (3/24/21)
 Most Hits.....2, at Arkansas (2/28/21)
 Fewest Runs.....0, vs. Southern Illinois (3/24/21)
 Most Runs.....2, at Arkansas (2/28/21)
 Fewest Walks.....1, 2x, last vs. Southern Illinois (3/24/21)
 Strikeouts.....1, 2x, last vs. Southern Illinois (3/24/21)

33 Bryce Grossius

2022 Season-Highs

Innings Pitched.....4.0, 2x, last vs. Arkansas State (4/5/22)
 Fewest Hits.....2, 2x, last at Saint Louis (3/29/22)
 Most Hits.....7, vs. Bellarmine (2/26/22)
 Fewest Runs.....0, 2x, last vs. Arkansas State (4/5/22)
 Most Runs.....6, 2x last at Missouri State (3/20/22)
 Fewest Walks.....1, 5x, last at Tennessee Tech (4/16/22)
 Strikeouts.....6, at Dallas Baptist (2/18/22)

Career-Highs

Innings Pitched.....6.0, vs. Eastern Kentucky (5/7/21)
 Fewest Hits.....0, 10x, last at Arkansas State (3/3/20)
 Most Hits.....9, vs. Murray State (5/28/21)
 Fewest Runs.....0, 15x, last vs. Arkansas State (3/16/22)
 Most Runs.....7, vs. Illinois State (3/6/21)
 Fewest Walks.....0, 15x, last vs. UT Martin (5/21/21)
 Strikeouts.....7, vs. UT Martin (5/21/21)

34 Alex Esker

2022 Season/Career-Highs

Innings Pitched.....3.1, at Saint Louis (3/29/22)
 Fewest Hits.....0, 2x last vs. Valparaiso (3/12/22)
 Most Hits.....3, vs. Morehead State (4/24/22)
 Fewest Runs.....0, 6x, last at Ole Miss (4/19/22)
 Most Runs.....4, vs. Morehead State (4/24/22)
 Fewest Walks.....0, vs. Murray State (4/8/22)
 Strikeouts.....2, vs. Southern Illinois (4/12/22)

35 Ryan Malzahn

2022 Season/Career-Highs

At-Bats.....4, at Dallas Baptist (2/19/22)
 Runs.....1, 2x, last vs. Bradley (3/4/22)
 Hits.....1, at Dallas Baptist (2/19/22)
 Doubles.....1, at Dallas Baptist (2/19/22)
 Triples.....-
 Home Runs.....-
 RBI.....1, at Dallas Baptist (2/19/22)
 Stolen Bases.....-

36 Weston Brockhouse

2022 Season/Career-Highs

Innings Pitched.....-
 Fewest Hits.....-
 Most Hits.....-
 Fewest Runs.....-
 Most Runs.....-
 Fewest Walks.....-
 Strikeouts.....-

37 Hunter Ralls

2022 Season-Highs

Innings Pitched.....5.0, vs. Bradley (3/4/22)
 Fewest Hits.....0, vs. SIUE (3/26/22)
 Most Hits.....6, vs. Bradley (3/4/22)
 Fewest Runs.....0, 3x, last vs. Morehead State (4/24/22)
 Most Runs.....4, 2x, last at Indiana State (3/16/22)
 Fewest Walks.....0, 5x, last at Southern Illinois (4/26/22)
 Strikeouts.....5, 2x, last vs. Valparaiso (3/12/22)

Career-Highs

Innings Pitched.....5.0, 2x, last vs. Bradley (3/4/22)
 Fewest Hits.....0, 3x, last vs. SIUE (3/26/21)
 Most Hits.....6, 2x, last vs. Bradley (3/4/22)
 Fewest Runs.....0, 10x, last vs. Morehead State (4/24/22)
 Most Runs.....6, at Arkansas (2/28/21)
 Fewest Walks.....0, 11x, last at Southern Illinois (4/26/22)
 Strikeouts.....5, 2x, last vs. Valparaiso (3/12/22)

38 Hayden Malenfant

2022 Season-Highs

Innings Pitched.....1.0, at Missouri State (3/20/22)
 Fewest Hits.....0, at Missouri State (3/20/22)
 Most Hits.....1, at Dallas Baptist (2/20/22)
 Fewest Runs.....0, 2x, last at Missouri State (3/20/22)
 Most Runs.....-
 Fewest Walks.....1, at Missouri State (3/20/22)
 Strikeouts.....2, at Missouri State (3/20/22)

Career-Highs

Innings Pitched.....2.1, 2x, last at Eastern Illinois (3/27/21)
 Fewest Hits.....0, 6x, last at UT Martin (4/13/21)
 Most Hits.....4, 2x, last vs. Eastern Kentucky (5/8/21)
 Fewest Runs.....0, 10x, last at Missouri State (3/20/22)
 Most Runs.....5, vs. Southern Illinois (3/24/21)
 Fewest Walks.....0, 9x, last vs. UT Martin (5/21/21)
 Strikeouts.....3, 2x, last at Austin Peay (4/28/21)

6 Jakob Lewis

2022 Season-Highs

At-Bats.....-
 Runs.....-
 Hits.....-
 Doubles.....-
 Triples.....-
 Home Runs.....-
 RBI.....-
 Stolen Bases.....-

44 Matt Perego

2022 Season-Highs

Innings Pitched.....2.0, vs. Saint Louis (3/1/22)
 Fewest Hits.....1, at Missouri State (3/20/22)
 Most Hits.....5, at Dallas Baptist (2/20/22)
 Fewest Runs.....0, 2x, last at Missouri State (3/20/22)
 Most Runs.....4, at Dallas Baptist (2/20/22)
 Fewest Walks.....0, 2x, last at Missouri State (3/20/22)
 Strikeouts.....2, 2x, last at Indiana State (3/15/22)

Career-Highs

Innings Pitched.....2.0, vs. Saint Louis (3/1/22)
 Fewest Hits.....0, 4x, last at Murray State (4/10/21)
 Most Hits.....5, at Dallas Baptist (2/20/22)
 Fewest Runs.....0, 10x, last at Missouri State (3/20/22)
 Most Runs.....4, at Dallas Baptist (2/20/22)
 Fewest Walks.....0, 11x, last at Missouri State (3/20/22)
 Strikeouts.....2, 4x, last at Indiana State (3/15/22)

45 Tanner Mueller

2022 Season/Career-Highs

Innings Pitched.....-
 Fewest Hits.....-
 Most Hits.....-
 Fewest Runs.....-
 Most Runs.....-
 Fewest Walks.....-
 Strikeouts.....-

55 Noah Stone

2022 Season/Career-Highs

Innings Pitched.....1.0, 2x, last at Indiana State (3/15/22)
 Fewest Hits.....1, vs. Saint Louis (3/1/22)
 Most Hits.....3, at Indiana State (3/15/22)
 Fewest Runs.....-
 Most Runs.....2, 2x last at Indiana State (3/15/22)
 Fewest Walks.....0, at Indiana State (3/15/22)
 Strikeouts.....1, at Indiana State (3/15/22)



SOUTHEAST MISSOURI BASEBALL NOTES

BELMONT // APR. 29-MAY 1

Game-by-Game Starting Lineups

Opponent	P	C	1B	2B	3B	SS	LF	CF	RF	DH
Dallas Baptist	Grossius	Keck	Andrews	Palmer	Leeper	Wilber	Mason	Graber	Vaske	Stauss
Dallas Baptist	Niznik	Keck	Andrews	Palmer	Leeper	Wilber	Mason	Graber	Malzahn	Stauss
Dallas Baptist	Williams	Keck	Andrews	Palmer	Leeper	Wilber	Mason	Graber	Vaske	Sperling
Bellarmine	Grossius	Keck	Andrews	Palmer	Leeper	Wilber	Mason	Graber	Vaske	Stauss
Bellarmine	Niznik	Keck	Andrews	Sperling	Leeper	Wilber	Mason	Graber	Vaske	Stauss
Bellarmine	Williams	Grant	Andrews	Sperling	Leeper	Wilber	Mason	Graber	Malzahn	Stauss
Saint Louis	Windt	Keck	Andrews	Palmer	Leeper	Wilber	Mason	Graber	Vaske	Sperling
Bradley	Grossius	Keck	Andrews	Palmer	Leeper	Wilber	Mason	Graber	Vaske	Sperling
Bradley	Rackers	Keck	Andrews	Palmer	Leeper	Wilber	Mason	Graber	Vaske	Sperling
Bradley	Niznik	Stauss	Andrews	Sperling	Leeper	Wilber	Mason	Graber	Vaske	Keck
Arkansas State	Grossius	Keck	Andrews	Palmer	Leeper	Wilber	Mason	Graber	Vaske	Sperling
Valparaiso	Rackers	Keck	Andrews	Palmer	Leeper	Wilber	Mason	Graber	Vaske	Sperling
Valparaiso	Niznik	Keck	Andrews	Palmer	Leeper	Wilber	Mason	Graber	Vaske	Sperling
Valparaiso	Windt	Grant	Andrews	Palmer	Leeper	Wilber	Mason	Graber	Vaske	Keck
Indiana State	Osborne	Keck	Andrews	Palmer	Leeper	Wilber	Mason	Graber	Vaske	Stauss
Indiana State	Ralls	Keck	Andrews	Palmer	Leeper	Wilber	Mason	Graber	Vaske	Parker
Missouri State	Rackers	Stauss	Andrews	Palmer	Leeper	Wilber	Mason	Graber	Vaske	Parker
Missouri State	Niznik	Grant	Andrews	Palmer	Leeper	Wilber	Mason	Graber	Vaske	Malzahn
Missouri State	Windt	Stauss	Andrews	Palmer	Leeper	Wilber	Mason	Graber	Vaske	Keck
SIU Edwardsville	Rackers	Keck	Andrews	Palmer	Leeper	Wilber	Mason	Graber	Vaske	Stauss
SIU Edwardsville	Niznik	Keck	Andrews	Palmer	Leeper	Wilber	Mason	Graber	Vaske	Stauss
SIU Edwardsville	Windt	Keck	Andrews	Palmer	Leeper	Wilber	Mason	Graber	Vaske	Grant
Saint Louis	Grossius	Keck	Andrews	Palmer	Leeper	Wilber	Mason	Graber	Vaske	Parker
Austin Peay	Rackers	Keck	Andrews	Palmer	Leeper	Wilber	Mason	Graber	Vaske	Parker
Austin Peay	Niznik	Keck	Andrews	Palmer	Leeper	Wilber	Mason	Graber	Vaske	Stauss
Austin Peay	Windt	Keck	Andrews	Palmer	Leeper	Wilber	Mason	Graber	Vaske	Stauss
Arkansas State	Grossius	Keck	Sperling	Palmer	Leeper	Wilber	Mason	Graber	Vaske	Stauss
Murray State	Rackers	Keck	Andrews	Palmer	Leeper	Wilber	Mason	Graber	Vaske	Stauss
Murray State	Niznik	Keck	Andrews	Palmer	Leeper	Wilber	Mason	Graber	Vaske	Stauss
Murray State	Windt	Keck	Andrews	Palmer	Leeper	Wilber	Mason	Graber	Parker	Stauss
Southern Illinois	Grossius	Keck	Andrews	Palmer	Leeper	Wilber	Mason	Graber	Parker	Stauss
Tennessee Tech	Rackers	Keck	Andrews	Palmer	Leeper	Wilber	Mason	Graber	Parker	Stauss
Tennessee Tech	Niznik	Keck	Andrews	Palmer	Leeper	Wilber	Mason	Graber	Parker	Stauss
Tennessee Tech	Windt	Keck	Andrews	Palmer	Leeper	Wilber	Mason	Graber	Vaske	Malzahn
Ole Miss	Esker	Keck	Andrews	Sperling	Leeper	Wilber	Mason	Graber	Parker	Stauss
Morehead State	Rackers	Keck	Andrews	Palmer	Leeper	Wilber	Mason	Graber	Parker	Stauss
Morehead State	Niznik	Keck	Andrews	Sperling	Leeper	Wilber	Mason	Graber	Parker	Stauss
Morehead State	Esker	Stauss	Andrews	Palmer	Leeper	Wilber	Mason	Graber	Parker	Keck
Southern Illinois	Osborne	Keck	Andrews	Palmer	Leeper	Wilber	Mason	Graber	Parker	Stauss
Belmont										
Belmont										
Missouri										
Oklahoma State										
Oklahoma State										
Oklahoma State										
Missouri State										
UT Martin										
UT Martin										
UT Martin										
Eastern Illinois										
Eastern Illinois										
Eastern Illinois										

SOUTHEAST MISSOURI BASEBALL NOTES

BELMONT // APR. 29-MAY 1



Game-by-Game Hitting

Opponent	AB	R	H	RBI	2B	3B	HR	BB	IBB	SB	CS	HBP	SAC	SF	GDP	K	PQ	A	E	Avg
Southeast Missouri	44	7	10	5	1	2	0	10	0	2	0	0	3	0	0	19	36	10	3	.227
Dallas Baptist	48	6	12	6	2	0	1	4	0	3	0	0	0	0	1	12	36	11	3	.250
Southeast Missouri	38	6	10	6	2	0	1	5	0	1	0	0	0	0	1	12	30	8	2	.244
Dallas Baptist	39	5	10	4	1	0	2	3	0	0	1	0	1	0	0	11	30	11	0	.253
Southeast Missouri	31	5	5	4	3	0	1	8	0	1	1	1	0	0	1	14	24	9	2	.221
Dallas Baptist	37	13	14	13	3	1	4	9	1	7	1	0	0	1	0	10	27	7	1	.290
Southeast Missouri	Canceled	-	-	-	-	-	-	-	-	-	-	-	-	-	-	-	-	-	-	-
Kentucky	-	-	-	-	-	-	-	-	-	-	-	-	-	-	-	-	-	-	-	-
Southeast Missouri	41	8	11	8	3	0	2	9	1	1	0	0	0	0	0	10	33	18	1	.234
Bellarmine	45	7	13	7	3	0	2	6	1	2	0	1	0	0	1	9	30	9	1	.289
Southeast Missouri	30	10	8	10	2	0	2	11	0	0	2	1	0	1	1	6	27	13	2	.239
Bellarmine	34	2	7	2	1	0	0	4	0	1	0	1	0	0	2	3	24	5	3	.206
Southeast Missouri	36	12	11	12	3	0	2	7	0	1	0	1	1	1	0	6	27	10	1	.250
Bellarmine	37	8	9	6	0	2	0	10	0	4	0	0	0	0	0	12	24	5	3	.243
Southeast Missouri	33	16	16	16	4	0	2	9	0	3	0	1	0	0	2	4	21	9	1	.281
Saint Louis	24	5	5	5	2	0	1	5	0	0	0	1	0	2	1	5	18	9	2	.208
Southeast Missouri	38	16	15	14	5	0	1	7	0	3	0	3	0	2	0	9	27	11	0	.296
Bradley	37	7	12	7	2	0	3	4	0	1	1	1	0	0	1	8	24	6	1	.324
Southeast Missouri	30	11	12	11	1	0	3	2	0	0	0	0	0	0	0	5	21	6	0	.305
Bradley	35	5	6	5	3	0	1	4	0	0	0	0	0	0	0	12	24	3	2	.171
Southeast Missouri	35	12	9	12	1	0	5	7	0	2	0	1	0	0	0	12	27	7	2	.301
Bradley	29	8	10	8	3	0	2	3	0	0	1	0	0	0	0	10	18	5	0	.345
Southeast Missouri	40	14	11	11	5	0	2	13	0	5	0	1	0	0	0	13	27	8	1	.298
Arkansas State	36	6	9	6	1	0	1	1	0	0	0	0	0	1	0	7	27	4	3	.250
Southeast Missouri	32	9	9	9	2	0	2	4	0	5	1	2	0	0	2	10	27	3	2	.297
Valparaiso	34	1	7	1	0	0	0	5	0	0	0	1	0	0	1	12	24	11	3	.262
Southeast Missouri	38	16	16	14	0	1	3	10	0	4	0	3	0	0	1	9	27	10	1	.307
Valparaiso	35	6	8	6	2	0	2	5	0	0	1	0	0	0	1	10	24	8	2	.260
Southeast Missouri	37	10	14	10	1	1	5	4	0	0	0	0	0	0	0	13	27	10	2	.312
Valparaiso	38	8	12	7	1	1	1	3	0	0	1	0	0	0	0	10	24	9	0	.264
Southeast Missouri	32	1	4	1	2	0	0	3	0	3	0	0	0	0	0	14	24	6	0	.301
Indiana State	36	10	14	10	2	0	3	2	0	1	0	3	0	1	0	8	27	5	1	.389
Southeast Missouri	33	4	7	4	1	0	1	2	0	0	1	1	0	0	0	8	25	14	3	.296
Indiana State	36	5	10	5	2	0	1	2	0	0	0	1	0	0	0	5	27	7	1	.278
Southeast Missouri	35	6	9	5	2	0	0	5	0	2	1	0	3	0	1	11	27	6	0	.294
Missouri State	33	3	8	3	2	0	1	5	0	0	0	0	0	0	2	8	27	13	5	.242
Southeast Missouri	34	3	8	2	1	0	1	2	0	0	0	0	1	0	1	7	24	8	0	.290
Missouri State	38	9	17	8	5	0	0	2	0	1	0	0	0	0	1	6	27	7	1	.447
Southeast Missouri	32	5	6	5	2	0	1	4	0	0	0	1	0	0	1	10	24	1	0	.286
Missouri State	38	16	15	16	4	0	3	5	0	3	0	3	0	2	0	13	27	7	0	.395
Southeast Missouri	25	2	1	2	1	0	0	2	0	0	0	1	0	0	1	5	27	12	2	.277
SIU Edwardsville	32	1	6	1	0	0	0	2	0	0	0	1	2	0	0	10	24	9	1	.188
Southeast Missouri	25	2	4	2	1	0	0	1	0	0	0	1	1	0	3	7	27	9	0	.273
SIU Edwardsville	32	1	5	1	2	0	0	1	0	0	0	1	1	0	0	4	24	13	1	.156
Southeast Missouri	28	5	8	5	0	0	2	2	0	0	0	1	2	0	2	7	27	5	0	.273
SIU Edwardsville	34	2	8	2	1	0	1	3	0	3	1	2	0	0	0	12	24	8	0	.235
Southeast Missouri	32	4	7	4	2	0	0	3	0	2	0	1	1	0	1	6	27	5	1	.271
Saint Louis	28	1	3	1	0	0	0	5	0	0	0	1	0	1	1	9	27	13	0	.107
Southeast Missouri	32	3	6	3	0	0	0	1	0	1	1	0	1	1	0	9	24	9	0	.268
Austin Peay	31	4	9	3	1	0	2	2	0	0	0	1	0	0	2	10	27	8	2	.290
Southeast Missouri	35	7	11	7	0	0	4	3	0	0	1	1	0	0	2	8	24	10	0	.270
Austin Peay	32	8	9	8	2	0	1	5	0	0	0	0	0	0	1	10	27	11	0	.281
Southeast Missouri	36	6	12	6	1	0	4	3	0	2	2	0	1	0	0	10	27	8	0	.272
Austin Peay	34	5	7	5	1	0	4	2	0	0	0	0	0	0	0	8	27	12	2	.206
Southeast Missouri	34	8	9	8	2	1	2	1	0	2	1	1	0	0	0	10	27	11	0	.272
Arkansas State	34	5	10	5	3	1	1	5	0	0	1	0	0	0	2	9	24	5	3	.294
Southeast Missouri	37	11	13	11	5	0	0	6	1	1	0	1	0	0	0	9	27	10	1	.275
Murray State	34	2	10	2	1	0	0	11	5	0	1	0	0	1	1	10	24	9	0	.266



SOUTHEAST MISSOURI BASEBALL NOTES

BELMONT // APR. 29-MAY 1

Game-by-Game Hitting

Opponent	AB	R	H	RBI	2B	3B	HR	BB	IBB	SB	CS	HBP	SAC	SF	GDP	K	PO	A	E	Avg
Southeast Missouri	32	8	10	8	3	0	2	4	0	1	0	1	0	0	1	7	27	11	0	.276
Murray State	34	5	8	4	0	0	1	11	4	0	0	0	0	0	0	4	24	9	1	.265
Southeast Missouri	39	11	14	11	2	2	2	1	0	0	0	0	0	2	0	5	27	9	0	.279
Murray State	42	10	16	10	3	1	4	33	2	0	2	0	0	0	0	8	25	4	7	.270
Southeast Missouri	36	2	10	2	2	0	1	0	0	1	0	1	0	0	1	10	27	10	0	.279
Southern Illinois	32	3	6	3	1	0	2	6	0	3	0	1	0	0	1	7	27	5	0	.188
Southeast Missouri	35	3	9	3	0	1	0	6	0	0	0	3	0	0	2	6	24	5	3	.279
Tennessee Tech	34	10	9	0	0	2	8	6	7	2	0	1	0	0	1	7	0	0	0	.264
Southeast Missouri	37	9	10	9	2	0	5	3	0	0	0	2	0	0	1	8	27	5	1	.278
Tennessee Tech	32	4	6	0	0	0	3	4	0	0	0	1	1	0	0	15	0	0	0	.187
Southeast Missouri	34	4	8	4	2	0	2	3	0	0	1	0	1	0	0	9	24	4	1	.277
Tennessee Tech	31	7	9	1	0	2	2	4	0	1	0	0	1	1	0	9	0	0	0	.290
Southeast Missouri	38	13	12	12	2	0	1	9	0	1	0	4	0	2	0	12	27	11	0	.278
Ole Miss	35	3	10	3	1	0	2	3	0	0	0	1	0	0	2	9	27	10	3	.286
Southeast Missouri	43	8	13	8	3	1	1	1	0	0	1	1	0	0	0	7	30	10	0	.279
Morehead State	36	7	10	6	2	1	1	3	0	0	0	0	2	1	1	13	28	9	3	.278
Southeast Missouri	34	16	10	16	5	0	1	5	0	0	0	8	0	0	1	7	27	9	1	.279
Morehead State	41	9	15	9	1	0	3	1	0	1	0	0	0	0	2	7	24	5	1	.366
Southeast Missouri	36	9	9	8	2	0	5	6	0	1	0	0	0	0	2	7	30	13	4	.279
Morehead State	41	8	12	7	4	1	0	4	0	2	0	1	1	1	0	11	29	12	0	.293
Southeast Missouri	40	6	11	6	4	0	1	3	0	3	0	2	2	1	1	11	30	3	0	.279
Southern Illinois	41	7	10	7	2	0	2	5	0	0	0	0	0	0	0	14	33	11	1	.244
Southeast Missouri																				
Belmont																				
Southeast Missouri																				
Belmont																				
Southeast Missouri																				
Belmont																				
Southeast Missouri																				
Missouri																				
Southeast Missouri																				
Oklahoma State																				
Southeast Missouri																				
Oklahoma State																				
Southeast Missouri																				
Oklahoma State																				
Southeast Missouri																				
Missouri																				
Southeast Missouri																				
UT Martin																				
Southeast Missouri																				
UT Martin																				
Southeast Missouri																				
UT Martin																				
Southeast Missouri																				
Eastern Illinois																				
Southeast Missouri																				
Eastern Illinois																				
Southeast Missouri																				
Eastern Illinois																				

SOUTHEAST MISSOURI BASEBALL NOTES

BELMONT // APR. 29-MAY 1



Game-by-Game Pitching

Opponent	IP	H	R	ER	BB	SO	2B	3B	HR	WP	BK	HBP	DP	IBB	Score	W-L	SV	ERA
Southeast Missouri	12.0	12	6	5	4	12	2	0	1	3	2	0	1	0	7-6	1-0	0	3.75
Dallas Baptist	12.0	10	7	5	10	19	1	2	0	2	0	0	0	0	6-7	0-1	0	3.75
Southeast Missouri	10.0	10	5	5	3	11	1	0	2	2	0	0	0	0	6-5	2-0	1	4.09
Dallas Baptist	10.0	10	6	6	5	12	2	0	1	1	0	0	1	0	5-6	0-2	0	4.50
Southeast Missouri	8.0	14	13	12	9	10	3	1	4	0	0	0	0	1	5-13	2-1	1	6.60
Dallas Baptist	9.0	5	5	5	8	14	3	0	1	1	0	1	1	0	13-5	1-2	0	4.65
Southeast Missouri	Canceled	-	-	-	-	-	-	-	-	-	-	-	-	-	-	-	-	-
Kentucky	-	-	-	-	-	-	-	-	-	-	-	-	-	-	-	-	-	-
Southeast Missouri	11.0	13	7	7	6	9	3	0	2	1	0	1	1	1	8-7	3-1	1	6.37
Bellarmine	10.0	11	8	6	9	10	3	0	3	2	0	0	0	1	7-8	1-5	0	5.40
Southeast Missouri	9.0	7	2	1	4	3	1	0	0	0	0	1	2	0	10-2	4-1	1	5.40
Bellarmine	8.0	8	10	7	11	6	2	0	2	0	0	1	0	0	2-10	1-6	0	7.88
Southeast Missouri	9.0	9	8	8	10	12	0	2	0	2	1	0	0	0	12-8	5-1	1	5.80
Bellarmine	8.0	11	12	11	7	6	3	0	2	2	0	1	0	0	8-12	1-7	0	12.38
Southeast Missouri	7.0	5	5	4	5	5	2	0	1	0	0	1	1	0	16-5	6-1	1	5.73
Saint Louis	6.0	16	16	14	9	4	4	0	2	4	0	1	2	0	5-16	1-5	0	21.00
Southeast Missouri	9.0	12	7	7	4	8	2	0	3	2	0	1	1	0	16-7	7-1	1	5.76
Bradley	8.0	15	16	15	7	9	5	0	1	3	0	3	0	0	7-16	3-4	0	16.88
Southeast Missouri	7.0	10	8	8	3	10	3	0	2	0	0	0	0	0	11-8	8-1	2	6.15
Bradley	6.0	12	11	11	2	5	1	0	3	1	0	0	0	0	8-11	3-5	0	16.50
Southeast Missouri	9.0	6	5	4	4	12	3	0	1	0	0	0	0	0	12-5	9-1	2	5.93
Bradley	8.0	9	12	8	7	12	1	0	5	0	0	1	0	0	5-12	3-6	0	9.00
Southeast Missouri	9.0	9	6	5	1	7	1	0	1	3	0	0	0	0	14-6	10-1	2	5.85
Arkansas State	9.0	11	14	10	13	13	5	0	2	2	0	1	0	0	6-14	4-6	0	10.00
Southeast Missouri	9.0	7	1	1	5	12	0	0	0	2	0	1	1	0	9-1	11-1	2	5.45
Valparaiso	8.0	9	9	8	4	10	2	0	2	0	0	2	2	0	1-9	5-4	0	9.35
Southeast Missouri	9.0	8	6	6	5	10	2	0	2	1	0	0	1	0	16-6	12-1	2	5.49
Valparaiso	8.0	16	16	14	10	9	0	1	3	2	0	3	2	0	6-16	5-5	0	9.82
Southeast Missouri	9.0	12	8	7	3	10	1	1	1	0	0	0	0	0	10-8	13-1	2	5.60
Valparaiso	8.0	14	10	10	4	13	1	1	5	0	0	0	0	0	8-10	5-6	0	9.92
Southeast Missouri	8.0	14	10	10	2	8	2	0	3	1	1	3	1	0	1-10	13-2	2	5.93
Indiana State	4	1	1	3	14	2	0	0	0	0	0	0	0	0	10-1	8-6	1	1.00
Southeast Missouri	8.1	10	5	1	2	5	2	0	1	0	0	1	1	0	4-5	13-3	2	5.65
Indiana State	9.0	7	4	1	2	8	1	0	1	0	0	1	0	0	5-4	9-6	0	1.00
Southeast Missouri	9.0	8	3	3	5	8	2	0	1	1	1	0	2	0	6-3	14-3	3	5.49
Missouri State	9.0	9	6	2	5	11	2	0	0	0	0	0	0	0	3-6	8-8	0	2.00
Southeast Missouri	8.0	17	9	9	2	6	5	0	0	1	0	0	1	0	3-9	14-4	3	5.73
Missouri State	9.0	8	3	3	2	7	1	0	1	1	0	0	0	0	9-3	9-8	0	3.00
Southeast Missouri	8.0	15	16	16	5	13	4	0	3	0	0	2	0	0	5-16	14-5	3	6.31
Missouri State	9.0	6	5	5	4	10	2	0	1	1	0	1	0	0	16-5	10-8	0	5.00
Southeast Missouri	9.0	6	1	1	2	10	0	0	0	1	0	1	1	0	2-1	15-5	4	6.04
SIU Edwardsville	8.0	1	2	2	2	5	1	0	0	0	0	1	0	0	1-2	10-9	0	2.25
Southeast Missouri	9.0	5	1	1	1	4	2	0	0	0	0	1	0	0	2-1	16-5	5	5.80
SIU Edwardsville	8.0	4	2	2	1	7	1	0	0	1	0	0	0	0	1-2	10-10	0	2.25
Southeast Missouri	9.0	8	2	2	3	12	1	0	1	2	0	2	0	0	5-2	17-5	6	5.62
SIU Edwardsville	8.0	8	5	5	2	7	0	0	2	0	0	1	0	0	2-5	10-11	0	5.63
Southeast Missouri	9.0	3	1	1	5	9	0	0	0	0	0	1	1	0	4-1	18-5	6	5.42
Saint Louis	9.0	7	4	4	3	6	2	0	0	0	0	1	0	0	1-4	12-10	0	4.00
Southeast Missouri	8.0	9	4	4	2	10	1	0	2	0	0	1	2	0	3-4	18-6	6	5.38
Austin Peay	9.0	6	3	3	1	9	0	0	0	2	0	0	0	0	4-3	9-18	0	3.00
Southeast Missouri	8.0	9	8	8	5	10	2	0	1	3	0	0	1	0	7-8	18-7	6	5.51
Austin Peay	9.0	11	7	7	3	8	0	0	4	0	0	1	0	0	8-7	10-18	1	7.00
Southeast Missouri	9.0	7	5	5	2	8	1	0	4	0	0	0	0	0	6-5	19-7	7	5.49
Austin Peay	9.0	12	6	6	3	10	1	0	4	2	0	0	0	0	5-6	10-19	0	6.00
Southeast Missouri	9.0	10	5	5	5	9	3	1	1	1	0	0	2	0	8-5	19-7	7	5.49
Arkansas State	8.0	9	8	4	1	10	2	1	2	1	0	1	0	0	5-8	5-21	0	4.50
Southeast Missouri	9.0	10	2	1	5	10	1	0	0	2	0	0	0	0	11-2	21-7	8	5.31
Murray State	8.0	13	11	11	6	9	5	0	0	3	1	1	0	1	2-11	15-13	4	5.30



SOUTHEAST MISSOURI BASEBALL NOTES

BELMONT // APR. 29-MAY 1

Game-by-Game Pitching

Opponent	IP	H	R	ER	BB	SO	2B	3B	HR	WP	BK	HBP	DP	IBB	Score	W-L	SV	ERA
Southeast Missouri	9.0	8	5	5	4	4	0	0	1	1	0	0	0	0	8-5	22-7	8	5.30
Murray State	8.0	10	8	8	4	7	3	0	2	1	0	1	1	0	5-8	15-14	4	5.41
Southeast Missouri	9.0	16	10	10	2	8	3	1	4	0	0	0	1	0	11-10	23-7	8	5.46
Murray State	8.1	14	11	9	1	5	2	2	2	1	1	0	0	0	10-11	15-15	4	5.55
Southeast Missouri	9.0	6	3	3	6	7	1	0	2	1	0	1	1	0	2-3	23-8	8	5.38
Southern Illinois	9.0	10	2	2	0	10	2	0	1	0	0	1	0	0	3-2	24-9	1	2.00
Southeast Missouri	8.0	9	10	4	6	7	0	0	2	1	0	1	1	0	3-10	23-9	8	5.36
Tennessee Tech	9.0	9	3	2	6	6	0	1	0	0	0	0	0	0	10-3	19-12	0	2.00
Southeast Missouri	9.0	6	4	2	4	15	0	0	0	0	0	1	0	0	9-4	24-9	8	5.25
Tennessee Tech	9.0	10	9	6	3	8	2	0	5	0	0	0	0	0	4-9	19-13	0	6.00
Southeast Missouri	8.0	9	7	6	4	9	1	0	2	0	0	0	0	0	4-7	24-10	8	5.29
Tennessee Tech	9.0	8	4	4	3	9	0	0	2	0	0	0	0	0	7-4	20-13	0	4.00
Southeast Missouri	9.0	10	3	3	3	9	1	0	2	0	0	1	2	0	13-3	25-10	8	5.22
Ole Miss	9.0	12	13	11	9	12	2	0	1	2	0	4	0	0	3-13	21-15	0	11.00
Southeast Missouri	10.0	12	8	5	4	11	4	1	0	1	0	1	0	0	8-7	25-10	8	5.26
Morehead State	9.1	13	8	3	1	7	3	1	1	0	0	1	0	0	7-8	16-20	0	2.89
Southeast Missouri	9.0	15	9	8	1	7	1	0	3	0	0	0	2	0	16-9	26-10	8	5.33
Morehead State	8.0	10	16	14	5	7	5	0	1	1	0	8	0	0	9-16	16-21	0	15.75
Southeast Missouri	10.0	12	8	5	4	11	4	1	0	1	0	1	0	0	9-8	27-10	8	5.31
Morehead State	9.2	9	9	9	6	7	2	0	5	0	0	0	0	0	8-9	16-22	0	8.38
Southeast Missouri	10.0	7	7	5	14	2	0	2	1	0	0	0	0	0	6-7	28-11	8	5.34
Southern Illinois	11.0	11	6	5	3	11	3	0	1	1	0	2	0	0	7-6	29-11	0	4.09
Southeast Missouri																		
Belmont																		
Southeast Missouri																		
Belmont																		
Southeast Missouri																		
Belmont																		
Southeast Missouri																		
Missouri																		
Southeast Missouri																		
Oklahoma State																		
Southeast Missouri																		
Oklahoma State																		
Southeast Missouri																		
Oklahoma State																		
Southeast Missouri																		
Missouri State																		
Southeast Missouri																		
UT Martin																		
Southeast Missouri																		
UT Martin																		
Southeast Missouri																		
UT Martin																		
Southeast Missouri																		
Eastern Illinois																		
Southeast Missouri																		
Eastern Illinois																		
Southeast Missouri																		
Eastern Illinois																		

SOUTHEAST MISSOURI BASEBALL NOTES

BELMONT // APR. 29-MAY 1



Southeast Missouri's Record

Overall.....	28-11
At Home.....	20-1
On the Road.....	8-10
At Neutral Sites.....	0-0
Against Non-OVC Opponents.....	17-7
Against OVC Opponents.....	11-4
In Home OVC Games.....	9-0
In Away OVC Games.....	2-4
vs. Ranked Teams.....	2-1
In February.....	5-1
In March.....	13-4
In April.....	10-6
In May.....	0-0
On Mondays.....	0-0
On Tuesdays.....	5-3
On Wednesdays.....	0-1
On Thursdays.....	0-1
On Fridays.....	6-1
On Saturdays.....	10-3
On Sundays.....	7-2
In Day Games.....	20-7
In Night Games.....	8-4
In Extra Inning Games.....	5-1
When Redhawks Score First.....	10-6
When Opponents Score First.....	18-5
vs. Left-Handed Starter.....	7-3
vs. Right-Handed Starter.....	21-8
In 1-Run Games.....	9-5
In 2-Run Games.....	1-0
In 5+ Run Games.....	11-5
Shutouts.....	0-0
When Leading After Six Innings.....	18-3
When Trailing After Six Innings.....	5-8
When Tied After Six Innings.....	5-0
When Redhawks Starter Goes 6 or more Innings.....	4-1
When Redhawks Get 10 or more Hits.....	18-3
When Redhawks Outhit Opponents.....	18-3
When Redhawks Get Outhit.....	8-7
When Hits are Tied.....	2-1
When Scoring 0-2 Runs.....	2-2
When Scoring 3-5 Runs.....	2-7
When Scoring 6-9 Runs.....	11-2
When Scoring 10+ Runs.....	13-0
When Opponents Score 0-2 Runs.....	7-0
When Opponents Score 3-5 Runs.....	9-3
When Opponents Score 6-9 Runs.....	11-4
When Opponents Score 10+ Runs.....	1-4
Without Hitting a Home Run.....	6-3
When Hitting 1 Home Run.....	5-6
When Hitting 2+ Home Runs.....	17-2
Committing 0 Errors.....	11-7
Committing 1 Error.....	9-1
Committing 2+ Errors.....	8-3

Honors & Awards

OVC Preseason Player of the Year

Tyler Wilber, SS

Preseason All-OVC

Jevon Mason, OF

OVC Player of the Week

Peyton Leeper, UT, Mar. 14

Tyler Wilber, SS, Apr. 11

OVC Pitcher of the Week

Kyle Miller, RHP, Feb. 21



SOUTHEAST MISSOURI BASEBALL NOTES

BELMONT // APR. 29-MAY 1

2022 Season/Career Statistics

Record: 28-11 Home: 20-1 Away: 8-10 OVC: 11-4

Player	SEASON													CAREER													
	Avg	G-GS	AB	R	H	2B	3B	HR	RBI	BB	Hbp	SO	Sb-Att	Avg	G-GS	AB	R	H	2B	3B	HR	RBI	BB	Hbp	SO	Sb-Att	
9 WILBER, Tyler	.360	39-39	161	42	58	12	0	14	54	21	2	25	0-0	.378	163-163	640	143	242	51	6	25	155	91	15	83	8-13	
12 KECK, Andrew	.349	37-37	152	35	53	13	2	10	47	15	3	23	8-12	.312	153-150	580	104	181	36	4	19	116	60	8	108	42-52	
23 GRABER, Brett	.338	39-39	142	27	48	11	3	4	27	25	6	44	9-12	.342	56-42	161	33	55	13	3	4	27	27	6	52	9-13	
1 MASON, Jevon	.319	39-39	160	51	51	11	3	10	31	25	7	36	14-16	.334	82-79	320	86	107	25	3	12	53	50	11	73	18-24	
8 STAUSS, Ty	.265	30-24	98	17	26	3	0	5	18	8	1	21	0-0	.227	61-45	172	25	39	6	0	5	23	22	2	43	3-3	
14 LEEPER, Peyton	.253	39-39	146	40	37	6	0	6	23	30	6	32	6-6	.227	99-95	331	75	75	16	4	6	37	62	16	83	12-16	
10 ANDREWS, Lincoln	.224	38-38	152	29	34	9	0	10	33	15	4	48	0-1	.228	94-86	334	47	76	17	1	13	58	21	6	94	0-1	
21 VASKE, Joel	.218	37-28	101	20	22	5	0	4	19	18	7	46	5-7	.218	37-28	101	20	22	5	0	4	19	18	7	46	5-7	
11 PALMER, Ben	.190	38-34	116	25	22	4	1	3	23	12	4	35	5-5	.190	38-34	116	25	22	4	1	3	23	12	4	35	5-5	
<hr/>																											
19 PARKER, Spencer	.283	20-13	53	10	15	4	0	2	10	4	1	13	0-1	.283	20-13	53	10	15	4	0	2	10	4	1	13	0-1	
5 SPERLING, Danny	.204	21-13	49	9	10	1	0	0	8	9	2	13	1-1	.228	46-31	114	17	26	3	0	1	17	17	4	22	2-2	
16 GRANT, Wyatt	.100	8-4	10	1	1	0	0	0	0	3	1	7	0-0	.100	8-4	10	1	1	0	0	0	0	3	1	7	0-0	
35 MALZAHN, Ryan	.067	10-4	15	2	1	1	0	0	1	0	1	8	0-0	.067	10-4	15	2	1	1	0	0	1	0	1	8	0-0	
28 KLEIN, Anthony	.000	1-0	1	0	0	0	0	0	0	0	0	0	0-0	.000	1-0	1	0	0	0	0	0	0	0	0	0	0-0	
30 WINDT, Tommy	.000	1-0	1	0	0	0	0	0	0	0	0	1	0-0	.000	1-0	1	0	0	0	0	0	0	0	0	1	0-0	
Totals	.279	39-39	1357	308	378	80	9	68	294	185	45	352	48-61														
Opponents	.273	39-39	1379	232	376	65	8	56	219	154	22	357	38-46														

(All games Sorted by Earned run avg)

Player	SEASON														CAREER													
	ERA	W-L	App	GS	CG	Sho	Sv	IP	H	R	ER	BB	SO	ERA	W-L	App	GS	CG	Sho	Sv	IP	H	R	ER	BB	SO		
7 MILLER, Kyle	2.19	7-3	18	0	0	0	6	37.0	28	11	9	9	43	3.16	11-5	38	5	1	0	11	88.1	82	36	31	24	95		
27 WILLIAMS, Austin	2.97	5-1	17	2	0	0	2	39.1	38	15	13	13	47	4.44	7-4	39	3	0	0	8	79.0	88	42	39	25	86		
20 RACKERS, Jason	4.41	4-1	10	8	0	0	0	49.0	49	30	24	22	46	4.41	4-1	10	8	0	0	0	49.0	49	30	24	22	46		
30 WINDT, Tommy	6.49	4-1	13	7	0	0	0	43.0	50	33	31	13	53	6.49	4-1	13	7	0	0	0	43.0	50	33	31	13	53		
18 NIZNIK, Noah	7.65	1-0	11	10	0	0	0	42.1	56	39	36	20	36	5.95	9-10	42	38	3	1	0	183.0	214	133	121	72	134		
38 MALENFANT, Hayden	0.00	0-0	2	0	0	0	0	1.2	1	0	0	3	2	6.08	1-1	18	0	0	0	0	23.2	25	19	16	12	18		
34 ESKER, Alex	2.92	0-0	8	2	0	0	0	12.1	11	6	4	10	7	2.92	0-0	8	2	0	0	0	12.1	11	6	4	10	7		
31 CISNEROS, Blake	3.12	2-0	16	0	0	0	0	17.1	14	8	6	8	19	5.45	6-6	66	2	0	0	2	76.0	76	53	46	38	72		
28 KLEIN, Anthony	4.82	1-0	14	0	0	0	0	18.2	12	10	10	12	23	4.82	1-0	14	0	0	0	0	18.2	12	10	10	12	23		
37 RALLS, Hunter	5.40	3-2	12	1	0	0	0	25.0	30	19	15	9	20	5.65	6-4	31	6	0	0	1	63.2	75	47	40	29	54		
24 RAUSCH, Fischer	5.40	0-0	5	0	0	0	0	3.1	3	2	2	5	2	3.72	0-0	18	0	0	0	0	19.1	14	8	8	12	28		
25 OSBORNE, Ethan	6.46	1-1	10	2	0	0	0	15.1	23	11	11	4	16	6.46	1-1	10	2	0	0	0	15.1	23	11	11	4	16		
33 GROSSIUS, Bryce	8.28	0-2	10	7	0	0	0	29.1	39	30	27	18	30	6.79	6-5	51	16	0	0	0	112.2	138	98	85	55	104		
22 CALLAGHAN, Jeb	10.12	0-0	4	0	0	0	0	5.1	5	6	6	5	7	10.12	0-0	4	0	0	0	0	5.1	5	6	6	5	7		
44 PEREGO, Matt	10.80	0-0	4	0	0	0	0	5.0	10	6	6	2	5	7.13	0-0	16	0	0	0	0	17.2	26	14	14	9	15		
15 KARRALL, Joseph	13.50	0-0	1	0	0	0	0	1.1	3	2	2	0	0	33.00	0-0	5	0	0	0	0	3.0	10	11	11	5	1		
55 STONE, Noah	18.00	0-0	2	0	0	0	0	2.0	4	4	4	1	1	18.00	0-0	2	0	0	0	0	2.0	4	4	4	1	1		
Totals	5.34	28-11	39	39	0	0	8	347.1	376	232	206	154	357															
Opponents	6.92	11-28	39	39	1	0	3	338.1	378	308	260	185	352															