



2022 SOUTHEAST MISSOURI BASEBALL

Game
23



Schedule/Results

February (5-1)

18	at #22 Dallas Baptist	W, 7-6 (12)
19	at #22 Dallas Baptist	W, 6-5 (10)
20	at #22 Dallas Baptist	L, 5-13
22	at Kentucky ^{SECN+}	Canceled
26	Bellarmine	W, 8-7 (11)
27	Bellarmine	W, 10-2
27	Bellarmine	W, 12-8

March (12-4, 3-0 OVC)

1	Saint Louis	W, 16-5 (7)
4	Bradley	W, 16-7
5	Bradley	W, 11-8
5	Bradley	W, 12-5
8	at Arkansas State ^{ESPN+}	W, 14-6
12	Valparaiso	W, 9-1
13	Valparaiso	W, 16-6
13	Valparaiso	W, 10-8
15	at Indiana State ^{ESPN+}	L, 1-10
16	at Indiana State ^{ESPN+}	L, 4-5
19	at Missouri State	W, 6-3
19	at Missouri State	L, 3-9
20	at Missouri State	L, 5-16
25	SIU Edwardsville* ^{ESPN+}	W, 2-1
26	SIU Edwardsville* ^{ESPN+}	W, 2-1
27	SIU Edwardsville* ^{ESPN+}	W, 5-2
29	at Saint Louis	3 p.m.

April (0-0, 0-0 OVC)

1	at Austin Peay*	6 p.m.
2	at Austin Peay*	1 p.m.
3	at Austin Peay*	1 p.m.
5	Arkansas State	6 p.m.
8	Murray State* ^{ESPN+}	6 p.m.
9	Murray State* ^{ESPN+}	2 p.m.
10	Murray State* ^{ESPN+}	1 p.m.
12	Southern Illinois	6 p.m.
14	at Tennessee Tech*	6 p.m.
15	at Tennessee Tech*	2 p.m.
16	at Tennessee Tech*	1 p.m.
19	at Ole Miss	6:30 p.m.
22	Morehead State* ^{ESPN+}	6 p.m.
23	Morehead State* ^{ESPN+}	2 p.m.
24	Morehead State* ^{ESPN+}	1 p.m.
26	at Southern Illinois	6 p.m.
29	at Belmont*	5 p.m.
30	at Belmont*	2 p.m.

May (0-0, 0-0 OVC)

1	at Belmont*	1 p.m.
3	at Missouri	6:30 p.m.
6	at Oklahoma State	6 p.m.
7	at Oklahoma State	6 p.m.
8	at Oklahoma State	1 p.m.
10	Missouri State	5 p.m.
13	UT Martin* ^{ESPN+}	6 p.m.
14	UT Martin* ^{ESPN+}	2 p.m.
15	UT Martin* ^{ESPN+}	1 p.m.
19	at Eastern Illinois*	3 p.m.
20	at Eastern Illinois*	1 p.m.
21	at Eastern Illinois*	1 p.m.
25-28	OVC Tournament	Lexington, Ky.

Southeast Missouri (17-5) at Saint Louis (12-9)

Follow the Redhawks

Radio.....ESPN 93.5 FM & 1220 AM
(Erik Sean)
Video.....None
Live Stats.....SLUBillikens.com
Twitter.....@SEMObaseball

Date.....Tuesday, March 29, 2022
First Pitch.....3 p.m., CT
Location.....St. Louis, Mo.
Facility.....Billiken Sports Center (500)
Series.....SEMO leads, 37-29
Last Meeting.....SEMO 16, SLU 5
(Mar. 1, 2022 | Cape Girardeau, Mo.)

Head Coaches.....Andy Sawyers
(222-148 overall; 135-123 at SEMO; 68-55
OVC). Darin Hendrickson (919-513-1 overall;
429-339-1 at SLU).

Strategic Communications

Jeff Honza, Assistant Director of Athletics
Office Phone.....(573) 651-2933
Mobile.....(618) 528-1145
Email.....redhawk1@me.com

Southeast Missouri Probable Starting Pitcher

	#	Name	Ht.	Wt.	Cl.	Hometown (Previous School)
Tuesday	-	TBA	-	-	-	-

Saint Louis Probable Starting Pitcher

	#	Name	Ht.	Wt.	Cl.	Hometown (Previous School)
Tuesday	9	Scott Youngbrandt	RHP	6-0	198	Jr. Tinley Park, Ill. (Victor J. Andrew)

Redhawks Close Out March

Southeast Missouri (17-5) closes out March with a midweek trip to Saint Louis (12-9) Tuesday. First pitch is set for 3 p.m., CT at the Billiken Sports Center.

Follow the Redhawks

Listen live on the radio at ESPN 93.5 FM and 1220 AM. Erik Sean will call the action. Live stats can be accessed online at SLUBillikens.com. Twitter updates available @SEMOBaseball.

Series History

Southeast Missouri will wrap up its home-and-home series with Saint Louis Tuesday. Tuesday's game marks the 67th meeting between the teams. SEMO leads the series, 37-29, and has won the last three games against the Billikens. The Redhawks started the month with a 16-5 victory over SLU on Mar. 1 and will end the month against the Billikens this week.

17 Wins

The Redhawks and Eastern Illinois are tied for first in the Ohio Valley Conference standings after each team swept during opening weekend of conference play on Mar. 25-27. Southeast Missouri (17-5, 3-0) leads the OVC

in wins and carries a three-game winning streak into Tuesday's midweek tilt.

Get Out the Brooms!

Southeast Missouri swept in four of their first five series this season. Southeast Missouri posted series sweeps vs. Bellarmine (Feb. 26), Bradley (Mar. 4-5), Valparaiso (Mar. 12-13) and SIU Edwardsville (Mar. 25-27). All of those came at Capaha Field. The four series sweeps are the most in a season under Head Coach Andy Sawyers. In all, the Redhawks have 12 series sweeps with Sawyers at the helm. SEMO did not sweep one opponent during its 2021 campaign.

OVC Openers

With its 2-1 win over SIU Edwardsville (Mar. 25), Southeast Missouri moved to 19-12 all-time in Ohio Valley Conference openers.



Southeast Missouri or **SEMO** is the preferred reference for Southeast Missouri State University athletic teams. Southeastern Missouri State is not an acceptable reference.



SOUTHEAST MISSOURI BASEBALL NOTES

SAINT LOUIS // MAR. 29

That mark includes a 4-2 record under Head Coach Andy Sawyers. SEMO has opened conference play with a win in four of its last five seasons.

Last Time vs. the Billikens

Andrew Keck went 4-for-5 with a grand slam, double, four runs and a career-high seven RBI to lead Southeast Missouri to a commanding 16-5 win over Saint Louis on Mar. 1. The 16 runs came during a streak where the Redhawks scored 10 or more in seven-straight contests (Feb. 27-Mar. 8).

Race to 20 Wins

The Redhawks could pick up their 20th win of the season as quickly as Saturday when they are at Austin Peay (Apr. 2). If that happens, it would be the earliest Southeast Missouri recorded 20 wins in a season since Apr. 3, 2016. That year, the Redhawks got their 20th win vs. SIU Edwardsville (20-11) in Cape Girardeau.

Strong OVC Start

Southeast Missouri won each of the first two games of its Ohio Valley Conference opening series against SIU Edwardsville (Mar. 25-27) on a two-out double in the middle innings. In game one, Ben Palmer doubled off the left field wall to score Joel Vaske and Ty Stauss in the bottom of the fifth inning. Tyler Wilber then doubled home Jevon Mason and Stauss with two outs in the bottom of the sixth during game two. Andrew Keck and Palmer each homered to lift the Redhawks to a 5-2 win in the series finale. SEMO began OVC play with a series sweep for the first time under Head Coach Andy Sawyers and first time since 2016.

Perfect at Home

The Redhawks are undefeated at home with a 13-0 record this season. Southeast Missouri won 15 of its last 16 matchups at Capaha Field dating back to the 2021 campaign. The Redhawks are 84-41 at home under Head Coach Andy Sawyers. The most home victories by a Sawyers coached team stands at 18 in both 2017 and 2018, his first two years as SEMO's skipper. The Redhawks last won their first 13 home games in a season during the 2016 campaign. SEMO and Eastern Illinois are the only Ohio Valley Conference schools without a home loss this year, although the Panthers have not played at home yet this season.

Redhawks Have Fifth-Longest Home Winning Streak in 2022

Southeast Missouri's 13-game home winning streak is currently the fifth-longest in the nation this season. Tennessee (24 games), North Carolina (20 games), Virginia (18 games) and Connecticut (18 games) complete the top-five longest home winning streaks thus far.

Best Start in Division I Era

The Redhawks began the 2022 season at 13-1, their best start in their NCAA Division I era. Southeast Missouri moved to the D-I ranks in 1992. SEMO's 13-1 start tied with the 1973 team which also won 13 of its first 14 contests.

RPI Update

Southeast Missouri enters the week with a RPI rating of 29. SEMO currently holds the highest RPI of any team in the Ohio Valley Conference. This year is the highest SEMO has ranked in RPI under Head Coach Andy Sawyers. The Redhawks other RPI rankings with Sawyers at the helm include 87th (2021), 136th (2017), 200th (2018, 2020) and 259th (2019).

Miller Gets Pair of Saves

Right-hander Kyle Miller pitched five scoreless innings out of the bullpen en route to picking up two saves in Southeast Missouri's sweep of SIU Edwardsville (Mar. 25-27). Miller struck out four and allowed only one hit in three innings during game one. In the series finale, he struck out three and gave up just one hit in two more scoreless innings. For the weekend, Miller struck out seven, walked two and scattered two hits in five innings. He has allowed only one earned run in 21.2 innings through nine relief appearances this season. Miller ranks third in the Ohio Valley Conference with four saves.

Graber Rises

Outfielder Brett Graber is Southeast Missouri's leading hitter with a .356 batting average. Graber initially took over as the Redhawks top hitter after a strong series against Missouri State (Mar. 19-20). Graber hit .454 (5-for-11) with two runs scored, one RBI, a double and two walks in three starts against the Bears. He had multiple hits in each of the first two games of the series. Graber also reached base in all 21 of 22 games this season.

2022 OVC Standings (as of Mar. 27)

School	Conference				Overall			
	W	L	T	Pct.	W	L	T	Pct.
Eastern Illinois	3	0	0	1.000	16	4	0	.800
Southeast Missouri	3	0	0	1.000	17	5	0	.773
Belmont	2	1	0	.667	16	9	0	.640
Morehead State	2	1	0	.667	9	14	0	.391
Murray State	1	2	0	.333	14	8	0	.636
Austin Peay	1	2	0	.333	8	17	0	.320
Tennessee Tech	0	0	0	.000	15	7	0	.682
SIUE	0	3	0	.000	10	11	0	.476
UT Martin	0	3	0	.000	7	14	0	.333

This Weekend's Schedule

Tuesday, March 29

Morehead State at Northern Kentucky, 2 p.m.

Southeast Missouri at Saint Louis, 3 p.m.

UT Martin at Southern Illinois, 6 p.m.

Austin Peay at Evansville, 6 p.m.

Middle Tennessee at Tennessee Tech, 6 p.m.

Wednesday, March 30

Eastern Illinois at Illinois State, 5 p.m.

Murray State at Alabama A&M, 5 p.m.

SIUE at Missouri, 6 p.m. (SEC Network)

Friday, April 1

Eastern Illinois at Butler, 3 p.m. (FloSports)

*Belmont at Murray State, 3 p.m. (ESPN+)

*UT Martin at SIUE, 5 p.m.

*Morehead State at Tennessee Tech, 6 p.m.

***Southeast Missouri at Austin Peay, 6 p.m. (ESPN+)**

Saturday, April 2

Eastern Illinois at Butler (2), 11 a.m. (FloSports)

*UT Martin at SIUE, 1 p.m.

***Southeast Missouri at Austin Peay, 1 p.m. (ESPN+)**

*Belmont at Murray State, 2 p.m. (ESPN+)

*Morehead State at Tennessee Tech, 2 p.m.

Sunday, April 3

Eastern Illinois at Butler, 12 p.m. (FloSports)

*UT Martin at SIUE, 1 p.m.

*Belmont at Murray State, 1 p.m. (ESPN+)

*Morehead State at Tennessee Tech, 1 p.m.

***Southeast Missouri at Austin Peay, 1 p.m. (ESPN+)**



OVC Slate

The 24-game Ohio Valley Conference slate for the reigning OVC Champion and preseason favorite Southeast Missouri baseball team started with a series sweep of SIU Edwardsville (Mar. 25-27). The rest of the league schedule includes home series with Murray State (Apr. 8-10), Morehead State (Apr. 22-24) and UT Martin (May 13-15). SEMO's OVC road schedule consists of Austin Peay (Apr. 1-3), Tennessee Tech (Apr. 14-16), Belmont (Apr. 29-May 1) and Eastern Illinois (May 19-21).

Yard Work

Southeast Missouri has homered in 17 of its 22 games and hit a series-best 10 round-trippers vs. Valparaiso (Mar. 12-13). SEMO finished with a season-high five home runs in two games -- vs. Bradley (Mar. 4); vs. Valparaiso (Mar. 13). Twenty-four of the Redhawks home runs have come against Missouri Valley Conference teams. SEMO ranks third in the Ohio Valley Conference with 37 home runs.

Single-Season Home Run Marks

With its 37 home runs this season, Southeast Missouri tied its total of 37 in 52 games a year ago. The single-season school record during SEMO's NCAA Division I era is 92 home runs in 2000. The most home runs hit in a season under Head Coach Andy Sawyers stand at 54 by his first SEMO team in 2017. Here are the Redhawks top-five single-season home run marks since they turned Division I in 1991-92.

92 home runs -- 2000
90 home runs -- 1998
76 home runs -- 2010
71 home runs -- 2009
70 home runs -- 2003

Series Wins

The Redhawks claimed wins in 18 of their last 21 series dating back to their COVID-shortened 2020 campaign. At one time, Southeast Missouri posted 11-consecutive series wins during that stretch.

Atop the OVC

As a team, Southeast Missouri leads the Ohio Valley Conference in walks (127) and wins (17). Individually, Tyler Wilber leads the league in RBI (34).

Quality Start

Right-hander Jason Rackers matched his longest start of the season when he allowed only one run and struck out six in six innings of a no-decision vs. SIU Edwardsville (Mar. 25). Rackers leads the Redhawks in strikeouts (31) and innings pitched (29.1) this season.

Bullpen Gets it Done

Southeast Missouri's bullpen did not allow a run in its entire series vs. SIU Edwardsville (Mar. 25-27). SEMO's relievers combined to pitch 12.1 scoreless innings and allowed only three hits in that span. The bullpen also accounted for 11 strikeouts, two wins and two saves.

Winning Streak Ends at 11

Southeast Missouri saw its 11-game winning streak end when it fell to Indiana State, 10-1, on Mar. 15. The winning streak was SEMO's longest since it won 11 in a row (Mar. 18-Apr. 5) during the 2016 campaign. At the time, it was the third-longest winning streak in NCAA Division I baseball this year.

Great Work Williams

Right-hander Austin Williams picked up his first two wins of the season out of the bullpen for Southeast Missouri last week. Williams struck out four, walked none and allowed just one hit in 3.1 scoreless innings to get his first win at Arkansas State (Mar. 8). He then struck out a career-high seven in the longest outing of his career (five innings) to beat Valparaiso (Mar. 13). Williams retired seven-straight Valpo hitters exiting the game in the ninth. For the week, he went 2-0 with a 1.08 ERA, allowed just one run, scattered four hits, struck out 11 and walked one in two relief appearances.

They Did That Twice?

In each of the final two games of its series against Valparaiso (Mar. 13), Southeast Missouri homered three times and scored six runs in an inning. SEMO trailed, 6-3, in game one before Peyton Leeper, Tyler Wilber and Lincoln Andrews homered in the bottom of the fourth. That six-run inning lifted the Redhawks to a 16-6 win as SEMO scored the final 13 runs of the game. In game two, the Redhawks were down, 3-0, when Jevon Mason, Wilber and Brett Graber homered as part of a six-run third

inning. SEMO later won that contest by a score of 10-8. The Redhawks fell behind in the first inning during every game against Valparaiso before sweeping the series with three come-from-behind victories.

Seeing Double

The Redhawks scored double-digit runs nine times this season. Southeast Missouri scored 10 or more runs in seven consecutive games for the first time in program history from Feb. 27-Mar. 8. The Redhawks rank second in the Ohio Valley Conference with 180 runs.

Power Outage

Nine different players have homered for Southeast Missouri this season. Tyler Wilber leads the Redhawks with eight home runs, while Jevon Mason (6), Peyton Leeper (5) and Andrew Keck (5) follow. Brett Graber, Joel Vaske and Lincoln Andrews each have three, while Ben Palmer and Ty Stauss add two apiece.

Leeper Tabbed OVC Player of the Week

Southeast Missouri utility player Peyton Leeper won Southeast Missouri's first Ohio Valley Conference Player of the Week honor of the 2022 season on Mar. 14. A native of Mokane, Missouri, Leeper homered in all four of his starts last week helping the Redhawks extend their winning streak to 11 games. He broke SEMO's series-opener against Valparaiso (Mar. 12) open with a grand slam, the first of his career. Leeper then homered in both games of the series-ending doubleheader against the Beacons the following day. His second round-tripper that day was a game-winning two-run homer in the bottom of the eighth inning during the night-cap. Leeper's other home run for the week came in a midweek matchup at Arkansas State (Mar. 8). In the Valparaiso series alone, Leeper finished with three home runs, six runs scored and nine RBI. For the week, he hit .353 with four of his six hits coming via the long ball. He scored nine times, had 10 RBI, boasted a 1.059 slugging percentage, recorded a .500 on-base percentage and was a perfect 3-of-3 in stolen bases. Leeper carries a six-game hitting streak into this week's action. Leeper won the award for the first time in his career. UT Martin



SOUTHEAST MISSOURI BASEBALL NOTES

SAINT LOUIS // MAR. 29

right-hander Rhett Fetner (Pitcher of the Week) rounded out the week's honorees.

Wilber Clears 200 Hits

Tyler Wilber went over 200 career hits in the Redhawks series sweep of Valparaiso (Mar. 12-13). Wilber hit a team-high .500 in the series. He had four runs, six hits, three home runs, seven RBI and a 1.250 slugging percentage against the Beacons. Wilber got his 200th career hit on a two-out single in the bottom of the eighth inning during game two of the series. He now has 212 hits in his career.

Over 150

Andrew Keck (158) surpassed 150 hits in his career against Valparaiso (Mar. 12-13). Keck hit .357 with a run scored, home run and two RBI against the Beacons. He is SEMO's top hitter with a .375 batting average and is the second player on this year's team to reach 150 or more hits joining Tyler Wilber (212).

NCAA Division I Rankings (Top-25)

As of games through Mar. 27, the Redhawks rank among the top 25 NCAA Division I teams home runs per game (15th, 1.7), home runs (21st, 37) and win-loss percentage (15th, .773). Individually, Noah Niznik is 17th in games started (6), Tyler Wilber is 11th in RBI (34) and 12th in RBI per game (1.5), and Jevon Mason is 19th in runs per game (1.3).

Stealing the Show

Andrew Keck is a perfect 6-of-6 on the basepaths this season. Keck has 40 stolen bases and is now ninth on Southeast Missouri's all-time career stolen base list.

Midweek Games

Southeast Missouri scored in every inning en route to blowing out Saint Louis, 16-5, in its first midweek game of the season on Mar. 1. SEMO established season-highs in runs (16) and hits (16) against the Billikens. SEMO also beat Arkansas State (Mar. 8), 14-6, on the road. The Redhawks are 2-2 in midweek action this year.

Graber Goes Off

Outfielder Brett Graber hit a series best .455 with three runs, two doubles, two home runs and eight RBI in Southeast Missouri's three-game set vs. Bradley (Mar. 4-5). Graber went 5-for-11 at the plate. He also walked twice, boasted a 1.182 slugging percentage and finished with a .538 on-base percentage against the Braves.

Double-Digit Hits

Southeast Missouri registered double-digit hits in 10 games. SEMO is undefeated at 10-0 in games when it gets 10 or more hits. It finished with a season-high 16 hits vs. Saint Louis (Mar. 1) and Valparaiso (Mar. 13).

RBI Guys

Tyler Wilber and Andrew Keck are first and sixth in the Ohio Valley Conference with 34 and 25 RBI, respectively. Wilber (10) and Keck (7) have combined for 17 multiple-RBI games this season.

Huge Week for Keck

Andrew Keck hit safely in three of Southeast Missouri's four wins last week. A native of St. Louis, Missouri, Keck opened the week by going 4-for-5 with a double, grand slam, career-high four runs and career-best seven RBI vs. Saint Louis (Mar. 1). The grand slam was Keck's second of the season that came in a three-day span. He also went 3-for-4 with two runs and one RBI vs. Bradley (Mar. 5) after finishing with two hits and two RBI the day before against the Braves. SEMO swept BU for its second series sweep of the season. For the week, Keck hit .563 (9-for-16) with nine runs, a double, grand slam, 11 RBI, three stolen bases and three walks. He boasted a .813 slugging percentage and .600 on-base percentage, as well.

Career Day for Keck

Catcher Andrew Keck went 4-for-5 with a grand slam, double, two singles, four runs scored, two stolen bases and seven RBI to lead Southeast Missouri to its win over Saint Louis (Mar. 1). Keck hit safely in each of his first three at-bats. His four runs and seven RBI are new career-highs, while his four hits match a career-best. Keck leads the team with a .412 batting average.

Grand Slamming

Andrew Keck hit his second grand slam in three days against Saint Louis (Mar. 1). Keck launched his team-high third home run of the season over the left field wall in the bottom of the sixth inning. He smashed his first career grand slam to help send Southeast Missouri to a 10-2 win over Bellarmine (Feb. 27). That round-tripper came in the bottom of the first inning against the Knights.

Mason Plays Strong

Leadoff man Jevon Mason is Southeast Missouri's fourth-leading hitter with a .295 batting average. Mason ranks first on the team in runs (30), second in doubles (6) and home runs (6), and is third in RBI (19). He is also second on the team in slugging percentage (.614) and third in on-base percentage (.427) through 22 starts.

Walk-Off Win

First baseman Lincoln Andrews snapped a 7-7 tie with a leadoff walk-off home run in the bottom of the 11th inning to give Southeast Missouri an 8-7 come-from-behind win in its series-opener vs. Bellarmine (Feb. 26). The walk-off hit is the first of Andrews' career.

Over .300

Southeast Missouri has three players hitting over .300 through 22 games this season. Brett Graber leads the team with a .356 clip, while Andrew Keck (.353) and Tyler Wilber (.322) follow. Those three players have accounted for 74 RBI, as well.

Extra Innings

Three of Southeast Missouri's games this season have gone to extra innings. The Redhawks are 3-0 in such games after beating #22 Dallas Baptist, 7-6, in 12 innings (Feb. 18) and, 6-5, in 10 innings (Feb. 19), and Bellarmine, 8-7, in 11 innings (Feb. 26). SEMO played seven extra inning games in 2021 (4-3).

Walk This Way

Southeast Missouri players hold four of the first seven spots among Ohio Valley Conference leaders in walks. Jevon Mason (2nd, 21), Peyton Leeper (3rd, 19), Brett Graber (4th, 18) and Tyler Wilber (7th, 16) occupy those places. Those four are responsible for 74 of SEMO's league-leading 127 bases on balls.



Early and Often

Southeast Missouri has jumped on opponents early through its first 22 games this season. In the first four innings alone, SEMO has scored a combined 94 runs, including 22 in the first, 18 in the second, 39 in the third and 15 in the fourth. Fifty-two percent of the Redhawks runs have come in the first four innings of play. SEMO is outscoring opponents 94-78 in that span.

Six-Inning Starts

Left-hander Noah Niznik and right-hander Jason Rackers have combined for three six-inning starts this season. Niznik went six innings to beat Bellarmine for his first win on Feb. 27 allowing just one run on five hits. He also struck out two and walked one in his longest start since pitching seven innings in a no-decision vs. Austin Peay (Mar. 20, 2021). Rackers picked up his second victory of the year after scattering four hits, giving up three runs and striking out four in six innings at Missouri State (Mar. 19). He then tied a season-high six strikeouts when he worked six innings in a no-decision vs. SIU Edwardsville (Mar. 25).

What a Weekend!

The Redhawks used a pair of extra inning victories to win their season-opening series on the road at #22 Dallas Baptist (Feb. 18-20). Southeast Missouri stunned the Patriots with 7-6 win in 12 innings on Feb. 18, a game that lasted four-and-a-half-hours. In less than 24 hours, the Redhawks turned around to come-from-behind and beat DBU, 6-5, in 10 innings during another one-run affair. SEMO claimed a series win against a ranked opponent for only the second time in program history. The Redhawks also took two of three at then-#16 Alabama to open the 2009 campaign.

Home-Openers

Southeast Missouri improved to 21-10 all-time in home-openers in its NCAA Division I era (since 1992). The Redhawks are now 4-2 in such games under Head Coach Andy Sawyers. Sawyers' home-opening wins came in 2022 (8-7, vs. Bellarmine), 2017 (22-2, vs. Western Illinois), 2019 (5-1, vs. Western Michigan) and 2021 (4-3, vs. Illinois State).

Miller Named OVC Pitcher of the Week

Southeast Missouri sophomore right-hander Kyle Miller won the first Ohio Valley Conference Pitcher of the Week award of the 2022 season on Feb. 21. Miller picked up his first win of the season at #22 Dallas Baptist on Feb. 18. He came out of the bullpen to toss six scoreless innings to help lead the Redhawks to a 12-inning one-run upset of the nationally-ranked Patriots. Miller struck out four, walked two and allowed only three hits in his first appearance of the year as SEMO posted a series win against a ranked opponent for only the second time in program history.

Ranked Teams Fall on Opening Day

#22 Dallas Baptist was one of six ranked teams to lose on opening day. Southeast Missouri edged the Patriots, 7-6, in 12 innings on Feb. 18. The win snapped an eight-game losing streak against ranked opponents for the Redhawks and marked their first victory over a ranked foe since Apr. 29, 2018 (10-6, vs. #20 Tennessee Tech). After getting two wins against the Patriots, Andy Sawyers now has a total of three victories over ranked teams as SEMO's head coach.

Vote-Getters

Southeast Missouri was one of two Ohio Valley Conference teams receiving votes in this week's National Collegiate Baseball Writers Association (NCBWA) Poll on Feb. 21. Dallas Baptist, which was ranked #22 entering the 2022 season, dropped out of the poll after losing two of three in its season-opening series against the Redhawks.

Redhawk Debuts

Nine players, including Spencer Parker, Joel Vaske, Ryan Malzahn, Ben Palmer, Wyatt Grant, Jason Rackers, Tommy Windt, Ethan Osborne and Anthony Klein made their Southeast Missouri debuts during opening weekend at #22 Dallas Baptist (Feb. 18-20). Palmer started three games at second base and Vaske saw action in all three contests and logged two starts. Rackers also struck out six in 5.2 innings during SEMO's game two win on Feb. 19.

Clutch Hits

Down, 3-1, with one out in the top of the ninth inning of game two at #22 Dallas Baptist (Feb. 19), pinch-hitter Joel Vaske hit a three-run home run to put the Redhawks ahead. SEMO scored four runs in the inning to grab a 5-3 advantage. After DBU hit a two-run home run to send the game to extra innings in the bottom of the ninth, Brett Graber hit a two-out single to score Andrew Keck for the game-winner. Keck doubled, went to third on a wild pitch and scored the winning run on Graber's hit. Vaske hit .333 with two extra base hits, two runs, four RBI, a .788 slugging percentage and .455 on-base percentage in his first three games as a Redhawk.

Season-Openers

Southeast Missouri improved to 13-18 all-time in season-openers during its NCAA Division I era (since 1992). SEMO is now 4-2 in such games under Head Coach Andy Sawyers. SEMO beat Western Michigan at home in 2019, UT Arlington in Nacogdoches, Texas in 2017, South Alabama in Mobile, Alabama in 2021 and #22 Dallas Baptist in Dallas, Texas for Sawyers' season-opening victories.

Season 64

The 2022 campaign marks Southeast Missouri's 64th year of college baseball. The Redhawks are in their 31st season as an NCAA Division I program. SEMO is 1,411-1,144 all-time and 877-757-1 at the NCAA Division I level since the inception of its baseball program. The Redhawks have a 435-294-1 record in Ohio Valley Conference play. SEMO won five OVC regular-season titles (2002, 2014, 2015, 2016, 2021), four OVC Tournament crowns (1998, 2002, 2016, 2021) and made four NCAA Tournament appearances (1998, 2002, 2016, 2021) in program history.

OVC Preseason Favorite

Southeast Missouri was tabbed the preseason favorite in the 2022 Ohio Valley Conference Baseball Preseason Poll on Feb. 10. The reigning OVC regular-season and tournament champion, SEMO received eight of the possible 18 first-place nods in the overall voting by league Head Coaches and Communication Directors. SEMO accumulated a total of 114 points, while Murray State – which the Redhawks beat to win the OVC Tournament crown in 2021 – was picked



SOUTHEAST MISSOURI BASEBALL NOTES

SAINT LOUIS // MAR. 29

second with four first-place votes and 104 points. Morehead State (93 pts.), Austin Peay (87 pts.) and Belmont (86 pts.) round out the top five, while SIU Edwardsville (55 pts.), Eastern Illinois (50 pts.), Tennessee Tech (43 pts.) and UT Martin (16 pts.) complete the nine-team predicted order of finish.

2022 Redhawks

The Redhawks 2022 roster consists of 38 players, including four seniors, 16 juniors, nine sophomores and nine freshmen. Southeast Missouri returns five position starters and two starting pitchers. SEMO also has each of its top five hitters back from last season.

Wilber Named OVC Preseason Player of the Year

Senior shortstop Tyler Wilber was voted the 2022 Ohio Valley Conference Preseason Player of the Year. A native of Los Alamitos, California, Wilber started all 52 games last season. A Second-Team All-OVC pick, he was Southeast Missouri's leading hitter with a .378 batting average. Wilber also led the Redhawks in RBI (49), total bases (109), slugging percentage (.542), and hits (76). He finished the regular-season with a league-best .400 batting average. Additionally, Wilber was a semifinalist for the Brooks Wallace Award.

Batting Titles

Tyler Wilber won the Ohio Valley Conference regular-season batting title twice in his career to date. Wilber was hitting .400 at the end of regular-season play in 2021 and hit .383 during the 2019 campaign.

What a Career!

Tyler Wilber is in his fourth-year as Southeast Missouri's starting shortstop. Wilber has a career batting average of .375. His batting average is the second-highest in a career among players in SEMO's NCAA Division I era behind Todd Shylanski (.387, 1991-92). Wilber ranks fourth all-time among the Redhawks career leaders in batting average and sixth in on-base percentage (.467). He has 212 hits, 124 runs, 45 doubles, six triples, 19 home runs and 135 RBI in 146 starts.

Mason Secures Preseason All-OVC Honors

Left fielder Jevon Mason joined Tyler Wilber on this year's Preseason All-Ohio Valley Conference Team. Mason, who hails from West Des Moines, Iowa, made the league's All-Tournament Team in his first year as a Redhawk in 2021. He ranked second on the team with a .350 batting average behind Wilber. Mason led Southeast Missouri with 14 doubles and boasted a team-best .447 on-base percentage.

146 and Counting

Tyler Wilber has never missed a start in his Southeast Missouri career. The shortstop has started 146 consecutive games as the most experienced player on the roster. Wilber committed only nine errors in 52 starts at short in 2021.

From Walk-On to Scholarship

What a rookie season right-hander Kyle Miller had for Southeast Missouri in 2021. Miller, who joined the team as a walk-on, compiled a 4-2 record in 20 appearances and five starts. He rated third on the team with 52 strikeouts in 51.1 innings. Miller picked up his first career save on six outs in the Redhawks season-opening win at South Alabama a year ago and then finished his freshman year by throwing a complete game two-hitter with 10 strikeouts in the Redhawks Ohio Valley Conference Tournament Championship win over Murray State. Miller begins his 2022 campaign as a scholarship player.

Newcomer Talent

Outfielder Josh Cameron, infielder Ben Palmer, pitcher Jason Rackers, outfielder Joel Vaske and utility player Tommy Windt are some of the high-impact newcomers on Southeast Missouri's roster this season. Cameron was a First-Team National Junior College Athletic Association (NJCAA) All-American at Butler Community College in 2021. He finished his career as one of the best junior college power hitters in the country. Cameron hit .412 and ranked second in the NJCAA with 25 home runs. Palmer was the 2021 NJCAA Division I ABCA/Rawlings Gold Glove winner at Iowa Western Community College. Vaske earned Third-Team NJCAA All-America accolades at Kirkwood CC and Rackers, who joins the Redhawks from SEC member Tennessee, is among the top 2022 Draft Prospects in the

Ohio Valley Conference according to Baseball America. Windt secured Second-Team NJCAA Division I All-America laurels as a designated hitter at South Suburban College.

2022 Schedule

A 55-game schedule with 25 matchups at Capaha Field is in store for the Southeast Missouri baseball team this upcoming 2022 season. SEMO opens its season with a three-game series at reigning Missouri Valley Conference regular-season and tournament champion Dallas Baptist on Feb. 18-20. DBU is one of four NCAA Tournament teams from last season included on the Redhawks 2022 docket. Southeastern Conference member Ole Miss, which hosted the NCAA Regional SEMO played in during the 2021 campaign, will welcome the Redhawks for a midweek tilt on Apr. 19. Indiana State and Oklahoma State are the other 2021 NCAA Tournament participants. SEMO heads to ISU for a two-game set on Mar. 15-16 and travels to OSU (May 6-8) for its final non-conference series. OSU was runner-up in the Big 12 Conference Tournament last season. The Redhawks also face Kentucky (Feb. 22), Bellarmine, Saint Louis (Mar. 1, Mar. 29), Bradley (Mar. 4-6), Arkansas State (Mar. 8, Apr. 5), Valparaiso (Mar. 11-13), Missouri State (Mar. 18-20, May 10) and Southern Illinois (Apr. 12, Apr. 26) in non-conference action. SEMO hosts Bellarmine in its home-opening weekend on Feb. 25-27. The Redhawks 24-game Ohio Valley Conference schedule begins with a home series against SIU Edwardsville (Mar. 25-27). Murray State (Apr. 8-10), Morehead State (Apr. 22-24) and UT Martin (May 13-15) round out SEMO's home OVC foes. SEMO will make trips to Austin Peay (Apr. 1-3), Tennessee Tech (Apr. 14-16), Belmont (Apr. 29-May 1) and Eastern Illinois (May 19-21) for its four conference road series.

OVC Tournament Moves to Lexington

For the first time in 2022, the OVC Baseball Championship will be held at the Lexington Legends Ballpark in Lexington, Kentucky on May 25-28. Since 2001, the Championship has been held at four other neutral locations, including Paducah, Kentucky (2001-09), Jackson, Tennessee (2010-16, 2021), Oxford, Alabama (2017-18) and Marion, Illinois (2019).





SOUTHEAST MISSOURI BASEBALL NOTES

SAINT LOUIS // MAR. 29

No.	Name	Pos.	Ht.	Wt.	Cl.	B/T	Hometown (High School/College)
1	Jevon Mason	OF	5-11	202	Jr.	R/R	West Des Moines, Iowa (West Des Moines Valley/Iowa Western CC)
2	Cole Warehime	INF	6-1	185	Fr.	R/R	Downers Grove, Ill. (Downers Grove South)
5	Danny Sperling	INF	6-1	188	Jr.	L/R	Wauconda, Ill. (Wauconda/McHenry County College)
6	Jakob Lewis	INF	5-10	170	Fr.	R/R	Sparkman, Ala. (Sparkman)
7	Kyle Miller	UT	6-2	210	So.	R/R	Eureka, Mo. (Eureka)
8	Ty Stauss	UT	5-10	190	So.	L/R	Wildwood, Mo. (Lafayette)
9	Tyler Wilber	INF	6-3	225	Sr.	R/R	Los Alamitos, Calif. (Los Alamitos/Long Beach City College)
10	Lincoln Andrews	INF	6-4	228	So.	L/R	Canon City, Colo. (Canon City)
11	Ben Palmer	INF	6-3	180	So.	R/R	Fridley, Minn. (Totino-Grace/Iowa Western CC)
12	Andrew Keck	C	6-3	220	Jr.	R/R	St. Louis, Mo. (St. John Vianney)
14	Peyton Leeper	UT	5-11	200	So.	S/R	Mokane, Mo. (South Callaway)
15	Joseph Karall	RHP	6-2	218	So.	R/R	St. Albert, Alberta (Bellerose Composite/Cloud County CC)
16	Wyatt Grant	C	6-1	205	Jr.	R/R	Burkburnett, Texas (Burkburnett/Seward County CC)
17	Josh Cameron	OF	6-4	195	Jr.	R/L	Pflugerville, Texas (Hendrickson/Butler County CC)
18	Noah Niznik	LHP	5-11	196	Jr.	L/L	Imperial, Mo. (St. John Vianney)
19	Spencer Parker	OF	6-1	210	Jr.	L/R	Lee's Summit, Mo. (Lee's Summit/Iowa Western CC)
20	Jason Rackers	RHP	6-7	225	Sr.	R/R	Jefferson City, Mo. (Blair Oaks/Tennessee)
21	Joel Vaske	OF	6-1	205	Jr.	R/R	Dyersville, Iowa (Beckman/Kirkwood CC)
22	Jeb Callaghan	LHP	6-1	222	Jr.	L/L	Yakima, Wash. (Naches Valley/George Washington)
23	Brett Graber	OF	6-0	190	Jr.	R/R	Sacramento, Calif. (Capital Christian School/Cosumnes River College)
24	Fischer Rausch	RHP	6-5	237	So.	R/R	St. Louis, Mo. (Valley Park)
25	Ethan Osborne	LHP	6-1	180	Fr.	L/L	Ashland, Mo. (Southern Boone)
26	Collin Wilma	RHP	6-4	190	So.	R/R	Tinley Park, Ill. (Tinley Park)
27	Austin Williams	RHP	6-3	210	Sr.	R/R	Judsonia, Ark. (White County Central/Three Rivers CC)
28	Anthony Klein	RHP	6-1	225	R-Fr.	R/R	St. Louis, Mo. (Parkway Central)
30	Tommy Windt	UT	6-3	212	Jr.	R/R	Orland Park, Ill. (Carl Sandburg/South Suburban College)
31	Blake Cisneros	LHP	6-1	208	Jr.	L/L	Fenton, Mo. (Rockwood Summit)
32	Connery O'Donnell	RHP	6-3	212	Jr.	R/R	Milliken, Colo. (Roosevelt/Garden City CC)
33	Bryce Grossius	RHP	6-2	210	Jr.	R/R	St. Louis, Mo. (St. Mary's)
34	Alex Esker	LHP	6-4	200	Fr.	L/L	St. Louis, Mo. (Christian Brothers College)
35	Ryan Malzahn	OF	6-4	203	R-Fr.	R/R	O'Fallon, Mo. (O'Fallon Christian)
36	Weston Brockhouse	RHP	6-7	195	Fr.	R/R	Mt Vernon, Ill. (Mt. Vernon/Rend Lake College)
37	Hunter Ralls	RHP	6-3	190	Jr.	R/R	Anna, Ill. (Anna-Jonesboro)
38	Hayden Malenfant	RHP	6-2	197	Sr.	R/R	Whitby, Ontario (Sinclair Secondary/Southeastern CC)
39	Corbin Guthman	RHP	6-3	190	Fr.	R/R	Murphysboro, Ill. (Murphysboro)
44	Matt Perego	RHP	6-7	252	Jr.	R/R	Ballwin, Mo. (Parkway West/John A. Logan College)
45	Tanner Mueller	RHP	6-5	205	Fr.	R/R	Wentzville, Mo. (Lutheran St. Charles)
55	Noah Stone	RHP	6-8	283	So.	R/R	St. Louis, Mo. (Lutheran South/Three Rivers CC)

Coaches & Staff

- 3 Andy Sawyers, Head Coach (Sixth Year)
- Trevor Ezell, Assistant Coach/Hitting (Second Year)
- Dan McKinney, Assistant Coach/Pitching (First Year)
- Drew Millwood, Director of Analytics (Second Year)
- Austin Spainhour, Volunteer Assistant Coach (First Year)
- Ryan Napoli, Strength & Conditioning
- Mike Patke, Athletic Trainer
- Connor Rooney, Manager
- Connor Martin, Manager
- Ben Kouba, Manager
- Evan Gray, Manager

Pronunciations

Bryce Grossius	grocius (like grocery)
Joseph Karall	carroll
Jevon Mason	JUH-von
Noah Niznik	nez-nick
Matt Perego	purr-ay-go
Ty Stauss	stauss (sounds like house)
Joel Vaske	vass-key

SOUTHEAST MISSOURI BASEBALL NOTES

SAINT LOUIS // MAR. 29



No.	Name	Pos.	Ht.	Wt.	Cl.	B/T	Hometown (High School/College)
10	Lincoln Andrews	INF	6-4	228	So.	L/R	Canon City, Colo. (Canon City)
36	Weston Brockhouse	RHP	6-7	195	Fr.	R/R	Mt Vernon, Ill. (Mt. Vernon/Rend Lake College)
22	Jeb Callaghan	LHP	6-1	222	Jr.	L/L	Yakima, Wash. (Naches Valley/George Washington)
17	Josh Cameron	OF	6-4	195	Jr.	R/L	Pflugerville, Texas (Hendrickson/Butler County CC)
31	Blake Cisneros	LHP	6-1	208	Jr.	L/L	Fenton, Mo. (Rockwood Summit)
34	Alex Esker	LHP	6-4	200	Fr.	L/L	St. Louis, Mo. (Christian Brothers College)
23	Brett Graber	OF	6-0	190	Jr.	R/R	Sacramento, Calif. (Capital Christian School/Cosumnes River College)
16	Wyatt Grant	C	6-1	205	Jr.	R/R	Burkburnett, Texas (Burkburnett/Seward County CC)
33	Bryce Grossius	RHP	6-2	210	Jr.	R/R	St. Louis, Mo. (St. Mary's)
39	Corbin Guthman	RHP	6-3	190	Fr.	R/R	Murphysboro, Ill. (Murphysboro)
15	Joseph Karall	RHP	6-2	218	So.	R/R	St. Albert, Alberta (Bellerose Composite/Cloud County CC)
12	Andrew Keck	C	6-3	220	Jr.	R/R	St. Louis, Mo. (St. John Vianney)
28	Anthony Klein	RHP	6-1	225	R-Fr.	R/R	St. Louis, Mo. (Parkway Central)
14	Peyton Leeper	UT	5-11	200	So.	S/R	Mokane, Mo. (South Callaway)
6	Jakob Lewis	INF	5-10	170	Fr.	R/R	Sparkman, Ala. (Sparkman)
38	Hayden Malenfant	RHP	6-2	197	Sr.	R/R	Whitby, Ontario (Sinclair Secondary/Southeastern CC)
35	Ryan Malzahn	OF	6-4	203	R-Fr.	R/R	O'Fallon, Mo. (O'Fallon Christian)
1	Jevon Mason	OF	5-11	202	Jr.	R/R	West Des Moines, Iowa (West Des Moines Valley/Iowa Western CC)
7	Kyle Miller	UT	6-2	210	So.	R/R	Eureka, Mo. (Eureka)
45	Tanner Mueller	RHP	6-5	205	Fr.	R/R	Wentzville, Mo. (Lutheran St. Charles)
18	Noah Niznik	LHP	5-11	196	Jr.	L/L	Imperial, Mo. (St. John Vianney)
32	Connery O'Donnell	RHP	6-3	212	Jr.	R/R	Milliken, Colo. (Roosevelt/Garden City CC)
25	Ethan Osborne	LHP	6-1	180	Fr.	L/L	Ashland, Mo. (Southern Boone)
11	Ben Palmer	INF	6-3	180	So.	R/R	Fridley, Minn. (Totino-Grace/Iowa Western CC)
19	Spencer Parker	OF	6-1	210	Jr.	L/R	Lee's Summit, Mo. (Lee's Summit/Iowa Western CC)
44	Matt Perego	RHP	6-7	252	Jr.	R/R	Ballwin, Mo. (Parkway West/John A. Logan College)
20	Jason Rackers	RHP	6-7	225	Sr.	R/R	Jefferson City, Mo. (Blair Oaks/Tennessee)
37	Hunter Ralls	RHP	6-3	190	Jr.	R/R	Anna, Ill. (Anna-Jonesboro)
24	Fischer Rausch	RHP	6-5	237	So.	R/R	St. Louis, Mo. (Valley Park)
5	Danny Sperling	INF	6-1	188	Jr.	L/R	Wauconda, Ill. (Wauconda/McHenry County College)
8	Ty Stauss	UT	5-10	190	So.	L/R	Wildwood, Mo. (Lafayette)
55	Noah Stone	RHP	6-8	283	So.	R/R	St. Louis, Mo. (Lutheran South/Three Rivers CC)
21	Joel Vaske	OF	6-1	205	Jr.	R/R	Dyersville, Iowa (Beckman/Kirkwood CC)
2	Cole Warehime	INF	6-1	185	Fr.	R/R	Downers Grove, Ill. (Downers Grove South)
9	Tyler Wilber	INF	6-3	225	Sr.	R/R	Los Alamitos, Calif. (Los Alamitos/Long Beach City College)
27	Austin Williams	RHP	6-3	210	Sr.	R/R	Judsonia, Ark. (White County Central/Three Rivers CC)
26	Collin Wilma	RHP	6-4	190	So.	R/R	Tinley Park, Ill. (Tinley Park)
30	Tommy Windt	UT	6-3	212	Jr.	R/R	Orland Park, Ill. (Carl Sandburg/South Suburban College)

Roster Breakdown

Total Squad Members	38
Seniors	4
Juniors	16
Sophomores	9
Freshmen	9
Newcomers	14
Position Starters Returning/Lost	5/4
Starting Pitchers Returning/Lost	2/1



OVC TOURNAMENT CHAMPIONS | 1998 • 2002 • 2016 • 2021

NCAA TOURNAMENT | 1998 • 2002 • 2016 • 2021




SOUTHEAST MISSOURI BASEBALL NOTES

SAINT LOUIS // MAR. 29




Jevon Mason

OF / 5-11 / 202 / Jr. / R/R
West Des Moines, Iowa




Cole Warehime

INF / 6-1 / 185 / Fr. / R/R
Downers Grove, Ill.




Danny Sperling

INF / 6-1 / 188 / Jr. / L/R
Wauconda, Ill.




Jakob Lewis

INF / 5-10 / 170 / Fr. / R/R
Sparkman, Ala.




Kyle Miller

UT / 6-2 / 210 / So. / R/R
Eureka, Mo.



Ty Stauss

UT / 5-10 / 190 / So. / L/R
Wildwood, Mo.




Tyler Wilber

INF / 6-3 / 225 / Sr. / R/R
Los Alamitos, Calif.



Lincoln Andrews

INF / 6-4 / 228 / So. / L/R
Canon City, Colo.



Ben Palmer

INF / 6-3 / 180 / So. / R/R
Fridley, Minn.




Andrew Keck

C / 6-3 / 220 / Jr. / R/R
St. Louis, Mo.




Peyton Leeper

UT / 5-11 / 200 / So. / S/R
Mokane, Mo.



Joseph Karall

RHP / 6-2 / 218 / So. / R/R
St. Albert, Alberta, Canada




Wyatt Grant

C / 6-1 / 205 / Jr. / R/R
Burkburnett, Texas



Josh Cameron

OF / 6-4 / 195 / Jr. / R/L
Pflugerville, Texas



Noah Niznik

LHP / 5-11 / 196 / Jr. / L/L
St. Louis, Mo.




Spencer Parker

OF / 6-1 / 210 / Jr. / L/R
Lee's Summit, Mo.




Jason Rackers

RHP / 6-7 / 225 / Sr. / R/R
Jefferson City, Mo.




Joel Vaske

OF / 6-1 / 205 / Jr. / R/R
Dyersville, Iowa



Jeb Callaghan

LHP / 6-1 / 222 / Jr. / L/L
Yakima, Wash.




Brett Graber

OF / 6-0 / 190 / Jr. / R/R
Sacramento, Calif.




Fischer Rausch

RHP / 6-5 / 237 / So. / R/R
St. Louis, Mo.




Ethan Osborne

LHP / 6-1 / 180 / Fr. / L/L
Ashland, Mo.




Collin Wilma

RHP / 6-4 / 190 / So. / R/R
Tinley Park, Ill.



Austin Williams

RHP / 6-3 / 210 / Sr. / R/R
Judsonia, Ark.



Anthony Klein

RHP / 6-1 / 225 / R-Fr. / R/R
St. Louis, Mo.

SOUTHEAST MISSOURI BASEBALL NOTES

SAINT LOUIS // MAR. 29



30

Tommy Windt

UT / 6-3 / 212 / Jr. / R/R
Orland Park, Ill.



31

Blake Cisneros

LHP / 6-1 / 208 / Jr. / L/L
Fenton, Mo.



32

Connery O'Donnell


RHP / 6-3 / 212 / Jr. / R/R
Milliken, Colo.



33

Bryce Grossius


RHP / 6-2 / 210 / Jr. / R/R
St. Louis, Mo.



34

Alex Esker

LHP / 6-4 / 200 / Fr. / L/L
St. Louis, Mo.



35

Ryan Malzahn

OF / 6-4 / 203 / R-Fr. / R/R
O'Fallon, Mo.



36

Weston Brockhouse


RHP / 6-7 / 195 / Fr. / R/R
Mt. Vernon, Ill.



37

Hunter Ralls

RHP / 6-3 / 190 / Jr. / R/R
Anna, Ill.



38

Hayden Malenfant

RHP / 6-2 / 197 / Sr. / R/R
Whitby, Ontario



39

Corbin Guthman


RHP / 6-3 / 190 / Fr. / R/R
Murphysboro, Ill.



44

Matt Perego

RHP / 6-7 / 252 / Jr. / R/R
Ballwin, Mo.



45

Tanner Mueller

RHP / 6-5 / 205 / Fr. / R/R
Wentzville, Mo.



55

Noah Stone

RHP / 6-8 / 283 / So. / R/R
St. Louis, Mo.



3

Andy Sawyers

Head Coach
Sixth Year



4

Trevor Ezell


Assistant Coach/Hitting
Second Year



5

Dan McKinney

Assistant Coach/Pitching
First Year



6

Drew Millwood

Director of Analytics
Second Year



7

Austin Spainhour

Volunteer Assistant
First Year




Connor Rooney
Manager



Connor Martin
Manager




Ben Kouba
Manager



Evan Gray
Manager



Mike Patke
Athletic Trainer



Ryan Napoli
Strength & Conditioning

OVC TOURNAMENT CHAMPIONS | 1998 • 2002 • 2016 • 2021

NCAA TOURNAMENT | 1998 • 2002 • 2016 • 2021



ANDY SAWYERS

HEAD COACH

Andy Sawyers is the reigning Ohio Valley Conference Coach of the Year after leading Southeast Missouri to the league's regular-season and tournament titles, and the program's fourth NCAA Tournament berth in 2021.

Sawyers looks to carry the momentum into the 2022 campaign, his sixth year as SEMO's head coach.

The Redhawks finished their championship season with an overall 30-22 record and 17-10 in the OVC. SEMO recorded 30 wins in a season for the first time with Sawyers at the helm and posted series wins in eight of its nine series against league foes in 2021.

Sawyers coached his first OVC Specialty Award-Winner when left-hander Dylan Dodd was tabbed the league's Pitcher of the Year.

Dodd later became the

highest draft pick in program history when he was selected in the third round by the Atlanta Braves in the 2021 Major League Draft. Additionally, Dodd wrapped up his final college season as a Second-Team Collegiate Baseball All-American.

Statistically, SEMO led the OVC with 14 saves and a .967 fielding percentage after committing just 49 errors in 52 contests. The Redhawks were also second in the conference in wins as their 30 victories marked the most in a season in five years.

In 2020, SEMO had an overall record of 9-8 and a 2-1 mark in OVC play when its season abruptly ended due to a global COVID-19 pandemic. The Redhawks heated up to win seven of nine contests prior to the end of competition.

The Redhawks led the OVC in

batting average (.314), hits (188), triples (9), plate appearances (707), at-bats (598), hit by pitch (26), stolen bases (36), fewest walks allowed (54) and fielding percentage (.976), and rated second in slugging percentage (.503), on-base percentage (.404), runs (129), RBI (121) and home runs (21) at the time their 2020 campaign came to a close. SEMO also ranked among the top 10 teams in the nation in hits (6th) and triples (8th).

Individually, Justin Dirden led the conference in slugging percentage (.900), RBI (26), home runs (9), hits (29), total bases (63) and stolen bases (9) before signing as an undrafted free agent with the Houston Astros.

Shortstop Tyler Wilber topped the OVC in runs (26) and center fielder Danny Wright tied a league-high with 29 hits when play was suspended.

Pitching wise, left-handers Dylan Dodd (2-1, 36 Ks) and Noah Niznik (3-0, 15 Ks) were a combined 5-1 with 51 strikeouts and two complete game shutouts through four starts in 2020.

Before they took the field in 2019, the Redhawks ushered in a state-of-the-art hitting facility adjacent to Capaha Field. The 4,000-square foot facility can fit up to four batting cages and is equipped with portable pitching mounds. It also had HitTrax Rapsodo technology which is used to enhance overall player performance through real-time stats and performance metrics.

SEMO went 23-32 during an injury-riddled 2019 campaign. The Redhawks played without five of their position starters for much of the season.

Despite the misfortune with injuries, SEMO had a pair of All-OVC performers in Wilber



and Niznik.

A First-Team selection, Wilber led the OVC with a .383 batting average and was the Redhawks leader in hits (80) doubles (19), triples (3), RBI (40), slugging percentage (.531) and on-base percentage (.480).

Niznik, who landed a spot on the All-Newcomer Team, started 13 games as a freshman. He led the team with a 3.63 ERA, ranked second in innings (62) and third in both strikeouts (49) and wins (3).

The year before that, Sawyers guided the 2018 squad to the program's 13th consecutive OVC Tournament berth as the Redhawks finished 27-30 overall and second in the conference with a 20-10 record.

That team produced three First-Team All-OVC performers, including Carlos Vega, Trevor Ezell and Dirden.

Sawyers was hired as the sixth head coach in program history on July 29, 2016.

In his first year as an NCAA Division I head coach in 2017, Sawyers led the Redhawks to a winning season (29-26 overall, 16-14 OVC). He also picked up his first career OVC Tournament win along the way.

First-Team pick Dan Holst, Second-Team selections Brian Lees, Chris Osborne, Justin Murphy and Clay Chandler, and All-Newcomer Team member Danny Wright formed a group of six All-OVC players in Sawyers' debut season as a Division I head coach.

In all, Sawyers has two decades worth of collegiate coaching experience.

Prior to arriving in Cape Girardeau, he worked two seasons as the Associate Head

Coach/Offensive Coordinator at Big 12 Conference member Kansas State. There, Sawyers oversaw the hitters and catchers, while helping coordinate recruiting efforts.

Sawyers has coached in two College World Series, two NCAA Super Regionals and nine NCAA Tournaments during his coaching tenure. He has mentored 40 Major League Baseball draft picks, including two first-round selections and nine top-10 round picks.

The Wildcats ranked fourth in the Big 12 offensively with a .284 team batting average in 2016. K-State's offense registered a .400 slugging percentage and .372 on-base percentage, scored 335 runs, had 550 hits, belted 100 doubles, notched 17 triples, and finished with 30 home runs and 300 RBI.

Sawyers coached freshman Josh Rolette who garnered Louisville Slugger Freshman All-American honors in 2016. He also helped mentor Jake Scudder who was named Big 12 Newcomer of the Year. The Wildcats had three student-athletes on the All-Big 12 Teams that season.

The 2015 and 2016 campaigns were Sawyers' second stint at K-State.

He previously served as an assistant coach for the Wildcats in 2009 and 2010. Sawyers helped lead K-State to an 80-30-1 record and the first two NCAA Regional appearances in school history over that span.

The 2009 season was a year of power for the Wildcats under Sawyers. The team hit 22 triples and 58 home runs, most in both categories since 1997. The offense shined when it came to

stolen bases as the 149 steals were second-most in the nation and just two shy of breaking the Big 12 record. Overall, the team finished among Big 12 leaders in on-base percentage (2nd, .399), runs scored (2nd, 458), hits (2nd, 675), RBI (2nd, 420), doubles (3rd, 123), and fewest strikeouts (4th, 393).

Six Wildcats claimed All-Big 12 honors in 2009, including outfielder Nick Martini, who also garnered Louisville Slugger Freshman All America honors, and Justin Bloxom and Carter Jurica, who finished fourth and eighth, respectively, in the Big 12 in batting average.

The 2010 squad matched the success of 2009 by also reaching the NCAA postseason, and the offense topped the previous season totals in batting average (.323 in 2010; .317 in 2009), runs per game (7.6 vs. 7.4) and OBP (.426 vs. .399).

Before K-State, Sawyers spent four seasons as Associate Head Coach at Texas A&M (2011-14). Those four seasons at Texas

A&M represented the end of Sawyers' five-year stint with the Aggies after he spent 2008 as a volunteer assistant coach.

In each of those five seasons, Sawyers helped Texas A&M reach an NCAA Regional while also winning a pair of Big 12 championships. In addition, he coached standouts Tyler Naquin - 2011 Big 12 Player of the Year, All-American and a first round pick by the Cleveland Indians in 2012 - and Krey Bratson, a 2011 Freshman All-American.

Before his appointment at Texas A&M in 2008, Sawyers worked with current Aggie head coach Rob Childress as an assistant coach and recruiting coordinator at Nebraska from 2003-07.

While in Lincoln, he helped the Huskers earn four trips to the NCAA Tournament, including an appearance at the 2005 College World Series. Sawyers, who lettered two years at Nebraska, worked with 12 Huskers who were selected in the MLB Draft, including Alex





SOUTHEAST MISSOURI BASEBALL NOTES

SAINT LOUIS // MAR. 29

Collegiate Baseball.

After working as the volunteer assistant at Nebraska in 2000, Sawyers worked the 2001 and 2002 seasons as head coach at Hutchinson Community College, compiling an 87-30 record and two postseason berths. In 2001, the Dragons went 40-16 and won the Jayhawk West Sub-Regional, while the 2002 squad set a school record with 47 wins and was ranked as high as seventh by the NJCAA.

Sawyers' coaching career began at Northwestern (La.)

State in 1999 as a volunteer assistant coach, helping the Demons finish second in the Southland Conference.

He first played collegiately at Point Loma (Calif.) Nazarene College in 1994. Following a year off, he played at Mendocino (Calif.) Junior College in 1996 before finishing up his playing career at Nebraska.

A native of Willits, California, Sawyers received his bachelor (1998) and master's (2000) degrees from Nebraska. He is married to the former Dena

Lindeblad and the couple have two sons, Andrew James (A.J.) and Alex.



■ The Sawyers File

Experience:

22nd Year (Sixth at SEMO)

Hometown:

Willits, Calif.

Birthdate:

May 24, 1975

Alma Mater:

Nebraska, 1998

Education:

B.A. History (Nebraska)
M.S. Education (Nebraska)

Date Hired:

July 29, 2016

Family:

Wife - Dena
Children - A.J., Alex

Playing Experience:

Point Loma Nazarene, 1994
Mendocino College, 1996
Nebraska, 1997-98

Coaching Experience:

Northwestern State, Volunteer Asst., 1999
Nebraska, Volunteer Asst., 2000
Hutchinson CC, Head Coach, 2001-02
Nebraska, Assistant Coach, 2003-07
Texas A&M, Volunteer Asst., 2008
Kansas State, Assistant Coach, 2009-10
Texas A&M, Assoc. Head Coach, 2011-14
Kansas State, Assoc. Head Coach, 2015-16
Southeast Missouri, Head Coach, 2017-pr.

Sawyers' Year-by-Year Records

Year	School	Assignment	Record	Conf./Finish	Postseason
1999	Northwestern State	Volunteer Assistant	38-21	18-9/2nd	
2000	Nebraska	Volunteer Assistant	51-17	21-9/2nd	NCAA Super Regional
2001	Hutchinson CC	Head Coach	40-16	-	Sub-Regional
2002	Hutchinson CC	Head Coach	47-11	-	Sub-Regional
2003	Nebraska	Assistant Coach	47-18	20-7/1st	NCAA Regional
2004	Nebraska	Assistant Coach	36-23	11-16/8th	-
2005	Nebraska	Assistant Coach	57-15	19-8/1st	NCAA College World Series
2006	Nebraska	Assistant Coach	42-17	17-10/3rd	NCAA Regional
2007	Nebraska	Assistant Coach	32-27	14-13/4th	NCAA Regional
2008	Texas A&M	Volunteer Assistant	46-19	19-8/1st	NCAA Super Regional
2009	Kansas State	Assistant Coach	43-18-1	14-11-1/4th	NCAA Regional
2010	Kansas State	Assistant Coach	37-22	14-12/3rd	NCAA Regional
2011	Texas A&M	Assoc. Head Coach	47-22	19-8/t1st	NCAA College World Series
2012	Texas A&M	Assoc. Head Coach	43-18	16-8/2nd	NCAA Regional
2013	Texas A&M	Assoc. Head Coach	34-29	13-16/6th	NCAA Regional
2014	Texas A&M	Assoc. Head Coach	36-26	14-16/5th	NCAA Regional
2015	Kansas State	Assoc. Head Coach	27-30	10-14/6th	-
2016	Kansas State	Assoc. Head Coach	26-31	8-16/8th	-
2017	Southeast Missouri	Head Coach	29-26	16-14/5th	OVC Tournament
2018	Southeast Missouri	Head Coach	27-30	20-10/2nd	OVC Tournament
2019	Southeast Missouri	Head Coach	23-32	10-20/10th	-
2020*	Southeast Missouri	Head Coach	9-8	2-1	-
2021	Southeast Missouri	Head Coach	30-22	17-10/1st	NCAA Regional
2022	Southeast Missouri	Head Coach	17-5	3-0	

* - Season ended due to COVID-19 pandemic

Overall Record as a Head Coach: 222-150 (8 years)

Record at Southeast Missouri, 135-123, 68-55 Ohio Valley Conference (6 years)

Record at Hutchinson CC, 87-27 (2 years)

Record as a college associate head coach, 213-156

Record as a college assistant coach, 294-140-1

Record as a volunteer assistant coach, 135-57

Coaching Honors

2021 OVC Coach of the Year

SOUTHEAST MISSOURI BASEBALL NOTES

SAINT LOUIS // MAR. 29



2022 Statistics

Record: 17-5 Home: 13-0 Away: 4-5 OVC: 3-0

Player	avg	gp-gs	ab	r	h	2b	3b	hr	rbi	tb	slg%	bb	hp	so	gdp	ob%	sf	sh	sb-att	po	a	e	fld%
23 GRABER, Brett	.356	22-22	73	14	26	5	1	3	15	42	.575	18	4	22	1	.505	0	1	5-7	60	1	0	1.000
12 KECK, Andrew	.353	20-20	85	18	30	7	0	5	25	52	.612	6	0	17	2	.391	1	0	6-6	140	12	1	.993
9 WILBER, Tyler	.322	22-22	87	23	28	6	0	8	34	58	.667	16	2	13	3	.438	0	0	0-0	32	58	6	.938
1 MASON, Jevon	.295	22-22	88	30	26	6	2	6	19	54	.614	21	0	20	1	.427	1	0	9-10	40	3	1	.977
14 LEEPER, Peyton	.247	22-22	81	26	20	4	0	5	18	39	.481	19	2	21	2	.402	0	2	4-4	19	34	7	.883
21 VASKE, Joel	.236	22-20	72	14	17	3	0	3	13	29	.403	11	3	30	1	.360	0	1	4-5	34	0	0	1.000
10 ANDREWS, Lincoln	.233	22-22	90	16	21	7	0	3	18	37	.411	10	0	34	5	.307	1	2	0-1	162	6	2	.988
11 PALMER, Ben	.232	21-19	56	19	13	2	1	2	16	23	.411	9	4	18	0	.371	1	2	4-4	30	44	5	.937
19 PARKER, Spencer	.250	9-2	16	2	4	1	0	0	1	5	.313	2	0	3	0	.333	0	0	0-1	0	0	0	.000
5 SPERLING, Danny	.237	17-10	38	7	9	1	0	0	6	10	.263	8	1	10	1	.383	0	1	1-1	4	9	2	.867
8 STAUSS, Ty	.222	14-10	36	8	8	0	0	2	2	14	.389	4	1	9	1	.317	0	1	0-0	31	0	0	1.000
16 GRANT, Wyatt	.100	8-4	10	1	1	0	0	0	0	1	.100	3	1	7	0	.357	0	1	0-0	21	4	0	1.000
35 MALZAHN, Ryan	.077	9-3	13	2	1	1	0	0	1	2	.154	0	1	6	0	.143	0	0	0-0	6	0	0	1.000
28 KLEIN, Anthony	.000	1-0	1	0	0	0	0	0	0	0	.000	0	0	0	0	.000	0	0	0-0	0	0	0	.000
30 WINDT, Tommy	.000	1-0	1	0	0	0	0	0	0	0	.000	0	0	1	0	.000	0	0	0-0	2	1	0	1.000
Totals	.273	22	747	180	204	43	4	37	168	366	.490	127	19	211	17	.390	4	11	33-39	586	193	25	.969
Opponents	.276	22	787	134	217	42	4	29	129	354	.450	88	15	197	11	.357	6	3	26-33	561	172	34	.956

LOB - Team (167), Opp (179). DPs turned - Team (14), Opp (20). IBB - Team (1), WILBER, T. 1, Opp (2).

(All games Sorted by Earned run avg)

Player	era	w-l	app	gs	cg	sho	sv	ip	h	r	er	bb	so	2b	3b	hr	b/avg	wp	hp	bk	sfa	sha
20 RACKERS, Jason	4.60	3-0	6	4	0	0/0	0	29.1	28	15	15	12	31	3	0	5	.255	6	2	1	0	2
18 NIZNIK, Noah	6.12	1-0	6	6	0	0/0	0	25.0	34	18	17	9	18	11	0	4	.318	1	1	0	0	0
30 WINDT, Tommy	8.46	2-1	8	4	0	0/0	0	22.1	28	22	21	8	30	6	2	4	.304	3	1	1	2	0
22 CALLAGHAN, Jeb	0.00	0-0	2	0	0	0/0	0	2.2	1	0	0	2	3	0	0	0	.125	0	0	0	1	0
38 MALENFANT, Hayden	0.00	0-0	2	0	0	0/0	0	1.2	1	0	0	3	2	0	0	0	.200	0	0	0	1	0
7 MILLER, Kyle	0.42	3-1	9	0	0	0/0	4	21.2	14	3	1	8	24	2	0	0	.177	0	0	0	0	1
31 CISNEROS, Blake	2.00	2-0	10	0	0	0/0	0	9.0	5	3	2	6	10	0	0	0	.152	4	2	0	0	0
37 RALLS, Hunter	3.92	3-1	7	1	0	0/0	0	20.2	21	13	9	6	13	5	0	2	.256	0	2	0	0	0
27 WILLIAMS, Austin	4.15	3-1	10	2	0	0/0	2	21.2	24	11	10	9	21	3	1	2	.279	2	0	1	0	0
28 KLEIN, Anthony	4.50	0-0	5	0	0	0/0	0	4.0	2	2	2	3	8	1	0	1	.133	2	1	0	0	0
34 ESKER, Alex	6.00	0-0	3	0	0	0/0	0	3.0	2	2	2	3	2	1	0	0	.167	0	0	0	0	0
24 RAUSCH, Fischer	7.71	0-0	4	0	0	0/0	0	2.1	2	2	2	5	1	2	0	0	.250	0	0	0	1	0
33 GROSSIUS, Bryce	10.00	0-0	6	4	0	0/0	0	18.0	26	22	20	10	19	3	0	7	.325	3	2	1	1	0
44 PEREGO, Matt	10.80	0-0	4	0	0	0/0	0	5.0	10	6	6	2	5	2	1	1	.417	0	3	0	0	0
15 KARRALL, Joseph	13.50	0-0	1	0	0	0/0	0	1.1	3	2	2	0	0	0	0	1	.429	0	0	0	0	0
25 OSBORNE, Ethan	14.29	0-1	5	1	0	0/0	0	5.2	12	9	9	1	9	2	0	0	.414	0	1	1	0	0
55 STONE, Noah	18.00	0-0	2	0	0	0/0	0	2.0	4	4	4	1	1	1	0	2	.400	1	0	0	0	0
Totals	5.62	17-5	22	22	0	0/0	6	195.1	217	134	122	88	197	42	4	29	.276	22	15	5	6	3
Opponents	7.27	5-17	22	22	1	0/0	1	187.0	204	180	151	127	211	43	4	37	.273	23	19	0	4	11

PB - Team (4), GRANT, W. 2, KECK, A. 2, Opp (4). Pickoffs - Team (3), GROSSIUS, B. 1, WILLIAMS, A. 1, MILLER, K. 1. SBA/ATT - KECK, A. (18-22), WILLIAMS, A. (9-11), WINDT, T. (6-8), GROSSIUS, B. (5-6), GRANT, W. (4-5), STAUSS, T. (4-4), NIZNIK, N. (1-2), MILLER, K. (2-2), RACKERS, J. (0-1), RALLS, H. (1-1), CALLAGHAN, J (1-1), PEREGO, M. (1-1).

**SOUTHEAST MISSOURI BASEBALL NOTES****SAINT LOUIS // MAR. 29****2022 Results**

Date	Opponent		Score	Inns	Overall	OVC	Pitcher of record	Attend	Time
02-18-22	at #22 Dallas Baptist	w	7-6	(12)	1-0-0	0-0-0	MILLER, K. (W 1-0)	1254	4:39
02-19-22	at #22 Dallas Baptist	w	6-5	(10)	2-0-0	0-0-0	CISNEROS, B. (W 1-0)	1004	3:13
02-20-22	at #22 Dallas Baptist	L	5-13	9	2-1-0	0-0-0	WILLIAMS, A. (L 0-1)	988	3:21
02-26-22	BELLARMINE	w	8-7	(11)	3-1-0	0-0-0	MILLER, K. (W 2-0)	224	3:57
02-27-22	BELLARMINE-1	w	10-2	9	4-1-0	0-0-0	NIZNIK, N. (W 1-0)	310	3:00
02-27-22	BELLARMINE-2	w	12-8	9	5-1-0	0-0-0	CISNEROS, B. (W 2-0)	364	3:25
03-01-22	SAINT LOUIS	w	16-5	7	6-1-0	0-0-0	WINDT, T. (W 1-0)	270	2:46
03-04-22	BRADLEY	w	16-7	9	7-1-0	0-0-0	RALLS, H. (W 1-0)	220	3:30
03-05-22	BRADLEY-1	w	11-8	7	8-1-0	0-0-0	RACKERS, J. (W 1-0)	360	2:24
03-05-22	BRADLEY-2	w	12-5	9	9-1-0	0-0-0	WINDT, T. (W 2-0)	560	3:10
03-08-22	at Arkansas State	w	14-6	9	10-1-0	0-0-0	WILLIAMS, A. (W 1-1)	63	3:45
03-12-22	VALPARAISO	w	9-1	9	11-1-0	0-0-0	RALLS, H. (W 2-0)	140	2:41
03-13-22	VALPARAISO-1	w	16-6	9	12-1-0	0-0-0	WILLIAMS, A. (W 2-1)	215	3:24
03-13-22	VALPARAISO-2	w	10-8	9	13-1-0	0-0-0	MILLER, K. (W 3-1)	195	3:12
03-15-22	at Indiana State	L	1-10	9	13-2-0	0-0-0	OSBORNE, E. (L 0-1)	143	3:04
03-16-22	at Indiana State	L	4-5	9	13-3-0	0-0-0	MILLER, K. (L 3-1)	402	2:45
03-19-22	at Missouri State-1	w	6-3	9	14-3-0	0-0-0	RACKERS, J. (W 2-0)	568	3:09
03-19-22	at Missouri State-2	L	3-9	9	14-4-0	0-0-0	RALLS, H. (L 2-1)	568	3:01
03-20-22	at Missouri State	L	5-16	9	14-5-0	0-0-0	WINDT, T. (L 2-1)	563	2:51
* 03-25-22	SIUE	w	2-1	9	15-5-0	1-0-0	RACKERS, J. (W 3-0)	515	2:19
* 03-26-22	SIUE	w	2-1	9	16-5-0	2-0-0	RALLS, H. (W 3-1)	820	2:25
* 03-27-22	SIUE	w	5-2	9	17-5-0	3-0-0	WILLIAMS, A. (W 3-1)	250	2:45

() extra inning game

SOUTHEAST MISSOURI BASEBALL NOTES
SAINT LOUIS // MAR. 29



2022 OVC Statistics

Record: 3-0 Home: 3-0 Away: 0-0 OVC: 3-0

Player	avg	gp-gs	ab	r	h	2b	3b	hr	rbi	tb	slg%	bb	hp	so	gdp	ob%	sf	sh	sb-att	po	a	e	fld%
9 WILBER, Tyler	.400	3-3	10	1	4	1	0	0	2	5	.500	0	0	1	0	.400	0	0	0-0	3	6	1	.900
12 KECK, Andrew	.333	3-3	9	2	3	0	0	1	2	6	.667	1	0	2	1	.400	0	0	0-0	24	3	0	1.000
11 PALMER, Ben	.286	3-3	7	1	2	1	0	1	5	6	.857	0	1	1	0	.375	0	1	0-0	4	6	0	1.000
23 GRABER, Brett	.222	3-3	9	0	2	0	0	0	0	2	.222	1	0	3	0	.300	0	0	0-0	11	0	0	1.000
21 VASKE, Joel	.143	3-3	7	2	1	0	0	0	0	1	.143	1	1	3	1	.333	0	0	0-0	4	0	0	1.000
14 LEEPER, Peyton	.100	3-3	10	0	1	0	0	0	0	1	.100	0	0	3	0	.100	0	0	0-0	3	6	0	1.000
1 MASON, Jevon	.000	3-3	11	1	0	0	0	0	0	0	.000	1	0	3	1	.083	0	0	0-0	6	0	0	1.000
10 ANDREWS, Lincoln	.000	3-3	9	0	0	0	0	0	0	0	.000	0	0	1	3	.000	0	1	0-0	22	2	1	.960

8 STAUSS, Ty	.000	2-2	4	2	0	0	0	0	0	0	.000	1	1	0	0	.333	0	0	0-0	0	0	0	.000
5 SPERLING, Danny	.000	1-0	1	0	0	0	0	0	0	0	.000	0	0	1	0	.000	0	0	0-0	0	0	0	.000
16 GRANT, Wyatt	.000	1-1	1	0	0	0	0	0	0	0	.000	0	0	1	0	.000	0	1	0-0	0	0	0	.000
Totals	.167	3	78	9	13	2	0	2	9	21	.269	5	3	19	6	.244	0	3	0-0	81	26	2	.982
Opponents	.194	3	98	4	19	3	0	1	4	25	.255	6	4	26	0	.269	0	2	3-4	72	30	2	.981

LOB - Team (8), Opp (25). DPs turned - Team (1), Opp (6).

(OVC games only Sorted by Earned run avg)

Player	era	w-l	app	gs	cg	sho	sv	ip	h	r	er	bb	so	2b	3b	hr	b/avg	wp	hp	bks	sfa	sha
7 MILLER, Kyle	0.00	0-0	2	0	0	0/0	2	5.0	2	0	0	2	7	0	0	0	.118	0	0	0	0	1
20 RACKERS, Jason	1.50	1-0	1	1	0	0/0	0	6.0	5	1	1	1	6	0	0	0	.227	1	1	0	0	1
18 NIZNIK, Noah	1.93	0-0	1	1	0	0/0	0	4.2	5	1	1	0	3	2	0	0	.263	0	0	0	0	0

27 WILLIAMS, Austin	0.00	1-0	2	0	0	0/0	1	3.1	1	0	0	2	2	0	0	0	.100	1	0	0	0	0
37 RALLS, Hunter	0.00	1-0	1	0	0	0/0	0	2.1	0	0	0	0	0	0	0	0	.000	0	1	0	0	0
31 CISNEROS, Blake	0.00	0-0	1	0	0	0/0	0	2.0	0	0	0	1	2	0	0	0	.000	1	1	0	0	0
28 KLEIN, Anthony	0.00	0-0	1	0	0	0/0	0	0.0	0	0	0	0	0	0	0	0	.000	0	1	0	0	0
30 WINDT, Tommy	4.91	0-0	1	1	0	0/0	0	3.2	6	2	2	0	6	1	0	1	.353	0	0	0	0	0
Totals	1.33	3-0	3	3	0	0/0	3	27.0	19	4	4	6	26	3	0	1	.194	3	4	0	0	2
Opponents	3.38	0-3	3	3	1	0/0	0	24.0	13	9	9	5	19	2	0	2	.167	1	3	0	0	3

SBA/ATT - KECK, A. (3-4), WINDT, T. (2-2), WILLIAMS, A. (1-2).



SOUTHEAST MISSOURI BASEBALL NOTES

SAINT LOUIS // MAR. 29

2022 OVC Results

Date	Opponent	Score	Inns	Overall	OVC	Pitcher of record	Attend	Time
*03-25-22	SIUE	w 2-1	9	1-0-0	1-0-0	RACKERS, J. (W 3-0)	515	2:19
*03-26-22	SIUE	w 2-1	9	2-0-0	2-0-0	RALLS, H. (W 3-1)	820	2:25
*03-27-22	SIUE	w 5-2	9	3-0-0	3-0-0	WILLIAMS, A. (W 3-1)	250	2:45

() extra inning game

**Multiple-Hit Games**

Player	2	3	4	5+	Total
Peyton Leeper	6	-	-	-	6
Andrew Keck	3	5	1	-	9
Lincoln Andrews	7	-	-	-	7
Brett Graber	5	2	-	-	7
Jevon Mason	6	2	-	-	8
Tyler Wilber	4	4	-	-	8
Danny Sperling	1	-	-	-	1
Joel Vaske	4	-	-	-	4

Multiple-RBI Games

Player	2	3	4	5+	Total
Lincoln Andrews	5	1	-	-	6
Jevon Mason	7	-	-	-	7
Tyler Wilber	5	2	3	-	10
Joel Vaske	1	2	-	-	3
Andrew Keck	4	1	1	1	7
Peyton Leeper	2	2	1	-	5
Ben Palmer	2	1	1	-	4
Brett Graber	2	2	-	-	4

Inning-by-Inning Summary

Inning	SEMO	Opp.
First	22	23
Second	18	17
Third	39	27
Fourth	15	11
Fifth	14	17
Sixth	21	16
Seventh	19	9
Eighth	24	10
Ninth	5	4
Ex	3	0
Total	180	134

Inning-by-Inning Summary (OVC Games)

Inning	SEMO	Opp.
First	0	1
Second	0	0
Third	2	1
Fourth	0	1
Fifth	2	0
Sixth	2	0
Seventh	1	1
Eighth	2	0
Ninth	0	0
Total	9	4

Current Hitting Streaks

Player	Games	Started
--------	-------	---------

Current Reached Base Streaks

Player	Games	Started
--------	-------	---------

Career Multiple-Hit Games

Player	2	3	4	5+	Total
Tyler Wilber	41	18	6	-	65
Andrew Keck	31	10	2	-	43
Jevon Mason	16	8	-	-	24
Lincoln Andrews	12	1	1	-	14
Peyton Leeper	12	-	-	-	12
Danny Sperling	5	-	-	-	5
Ty Stauss	3	-	-	-	3
Brett Graber	4	2	-	-	6
Joel Vaske	4	-	-	-	4
Ben Palmer	2	-	-	-	2

Career Multiple-RBI Games

Player	2	3	4	5+	Total
Tyler Wilber	16	8	3	3	29
Andrew Keck	17	6	-	-	23
Lincoln Andrews	8	2	-	-	10
Jevon Mason	7	2	-	-	9
Danny Sperling	-	-	1	-	1
Ty Stauss	1	-	-	-	1
Joel Vaske	-	2	-	-	2
Brett Graber	2	2	-	-	4
Peyton Leeper	2	1	1	-	4
Ben Palmer	1	-	1	-	2

1 Jevon Mason**2022 Season-Highs**

At-Bats.....	5, 7x, last at Missouri State (3/20/22)
Runs.....	4, at Arkansas State (3/8/22)
Hits.....	3, 2x last vs. Saint Louis (3/1/22)
Doubles.....	1, 6x, last at Missouri State (3/19/22)
Triples.....	2, at Dallas Baptist (2/18/22)
Home Runs.....	1, 6x, last at Indiana State (3/16/22)
RBI.....	2, 5x last vs. Valparaiso (3/13/22)
Stolen Bases.....	2, vs. Valparaiso (3/13/22)

Career-Highs

At-Bats.....	6, at UT Martin (4/13/21)
Runs.....	4, at Arkansas State (3/8/22)
Hits.....	3, 9x, last vs. Saint Louis (3/1/22)
Doubles.....	2, 2x, last vs. Murray State (5/30/21)
Triples.....	2, at Dallas Baptist (2/18/22)
Home Runs.....	1, 8x, last at Indiana State (3/16/22)
RBI.....	3, 2x, last vs. Murray State (5/28/21)
Stolen Bases.....	2, 3x last vs. Valparaiso (3/13/22)

2 Cole Warehime**2022 Season/Career-Highs**

At-Bats.....	-
Runs.....	-
Hits.....	-
Doubles.....	-
Triples.....	-
Home Runs.....	-
RBI.....	-
Stolen Bases.....	-

5 Danny Sperling**2022 Season-Highs**

At-Bats.....	4, 3x, last vs. Valparaiso (3/13/22)
Runs.....	1, 7x, last at Missouri State (3/20/22)
Hits.....	2, vs. Bellarmine (2/27/22)
Doubles.....	1, vs. Bellarmine (2/27/22)
Triples.....	-
Home Runs.....	-
RBI.....	4, vs. Bellarmine (2/27/22)
Stolen Bases.....	1, at Arkansas State (3/8/22)

Career-Highs

At-Bats.....	4, 9x, last vs. Valparaiso (3/13/22)
Runs.....	2, at Lipscomb (5/15/21)
Hits.....	2, 6x, last vs. Bellarmine (2/27/22)
Doubles.....	1, 2x, last vs. Bellarmine (3/8/22)
Triples.....	-
Home Runs.....	1, vs. Murray State (5/30/21)
RBI.....	4, vs. Bellarmine (2/27/22)
Stolen Bases.....	1, 2x, last at Arkansas State (3/8/22)

7 Kyle Miller**2022 Season-Highs**

Innings Pitched.....	6.0, at Dallas Baptist (2/18/22)
Fewest Hits.....	0, 2x, last at Arkansas State (3/8/22)
Most Hits.....	5, vs. Valparaiso (3/13/22)
Fewest Runs.....	0, 6x, last vs. SIUE (3/27/22)
Most Runs.....	2, vs. Valparaiso (3/13/22)
Fewest Walks.....	0, 4x, last at Missouri State (3/19/22)
Strikeouts.....	5, vs. Valparaiso (3/13/22)

Career-Highs

Innings Pitched.....	9.0, vs. Murray State (5/30/21)
Fewest Hits.....	0, 5x, last at Arkansas State (3/8/22)
Most Hits.....	9, vs. Austin Peay (3/20/21)
Fewest Runs.....	0, 13x, last vs. SIUE (3/27/22)
Most Runs.....	5, vs. Austin Peay (3/20/21)
Fewest Walks.....	0, 15x, last at Missouri State (3/19/22)
Strikeouts.....	10, vs. Murray State (5/30/21)

8 Ty Stauss**2022 Season-Highs**

At-Bats.....	5, vs. Bellarmine (2/26/22)
Runs.....	1, 8x, last vs. SIUE (3/26/22)
Hits.....	2, at Missouri State (3/19/22)
Doubles.....	-
Triples.....	-
Home Runs.....	1, 2x, last vs. Bradley (3/5/22)
RBI.....	1, 2x, last vs. Bradley (3/5/22)
Stolen Bases.....	-

Career-Highs

At-Bats.....	5, at SIU Edwardsville (3/13/21)
Runs.....	2, 2x, last at UT Martin (4/13/21)
Hits.....	2, 3x, last at Missouri State (3/19/22)
Doubles.....	1, 3x, last at UT Martin (4/19/21)
Triples.....	-
Home Runs.....	1, vs. Bradley (3/5/22)
RBI.....	2, at Arkansas (2/29/21)
Stolen Bases.....	1, 3x, last vs. Austin Peay (3/19/21)

9 Tyler Wilber**2022 Season-Highs**

At-Bats.....	6, 2x, last vs. Bradley (3/4/22)
Runs.....	3, vs. Bradley (3/4/22)
Hits.....	3, 4x, last vs. Valparaiso (3/13/22)
Doubles.....	1, 6x, last vs. SIUE (3/26/22)
Triples.....	-
Home Runs.....	2, vs. Valparaiso (3/13/22)
RBI.....	4, 3x, last at Missouri State (3/20/22)
Stolen Bases.....	-

Career-Highs

At-Bats.....	6, 6x, last vs. Bradley (3/4/22)
Runs.....	3, 6x, last vs. Bradley (3/4/22)
Hits.....	4, 6x, last at Austin Peay (4/28/21)
Doubles.....	2, 4x, last at Murray State (4/9/21)
Triples.....	1, 5x, last vs. Tennessee Tech (4/17/21)
Home Runs.....	2, vs. Valparaiso (3/13/22)
RBI.....	6, at UT Martin (3/6/20)
Stolen Bases.....	1, 8x, last at Austin Peay (4/28/21)

10 Lincoln Andrews**2022 Season-Highs**

At-Bats.....	6, at Dallas Baptist (2/18/22)
Runs.....	2, 3x, last vs. Bradley (3/5/22)
Hits.....	2, 6x, last vs. Valparaiso (3/13/22)
Doubles.....	1, 3x, last at Arkansas State (3/8/22)
Triples.....	-
Home Runs.....	1, 2x, last vs. Valparaiso (3/13/22)
RBI.....	3, vs. Bradley (3/5/22)
Stolen Bases.....	-

Career-Highs

At-Bats.....	6, at Dallas Baptist (2/18/22)
Runs.....	2, 6x, last vs. Bradley (3/5/22)
Hits.....	4, at Austin Peay (4/28/21)
Doubles.....	1, 11x, last vs. Arkansas State (3/8/22)
Triples.....	1, at UT Martin (3/7/20)
Home Runs.....	1, 5x, last vs. Valparaiso (3/13/22)
RBI.....	3, 2x, last vs. Bradley (3/5/21)
Stolen Bases.....	-

11 Ben Palmer**2022 Season/Career-Highs**

At-Bats.....	5, 2x, last at Arkansas State (3/8/22)
Runs.....	3, vs. Valparaiso (3/13/22)
Hits.....	2, 2x last at Indiana State (3/16/22)
Doubles.....	1, 2x, last vs. SIUE (3/25/22)
Triples.....	1, vs. Valparaiso (3/13/22)
Home Runs.....	1, 2x, last vs. SIUE (3/27/22)
RBI.....	4, vs. Valparaiso (3/13/22)
Stolen Bases.....	1, 4x, last vs. Valparaiso (3/13/22)



SOUTHEAST MISSOURI BASEBALL NOTES

SAINT LOUIS // MAR. 29

12 Andrew Keck

2022 Season-Highs

At-Bats.....6, 2x, last at Arkansas State (3/8/22)
Runs.....4, vs. Saint Louis (3/1/22)
Hits.....4, vs. Saint Louis (3/1/22)
Doubles.....2, at Arkansas State (3/8/22)
Triples.....-
Home Runs.....1, 5x last vs. SIUE (3/27/22)
RBI.....7, vs. Saint Louis (3/1/22)
Stolen Bases.....2, vs. Saint Louis (2/18/22)

Career-Highs

At-Bats.....6, 4x, last at Arkansas State (3/8/22)
Runs.....4, vs. Saint Louis (3/1/22)
Hits.....4, 3x, last vs. Saint Louis (3/1/22)
Doubles.....2, 2x, last vs. Eastern Kentucky (5/8/21)
Triples.....1, 2x, last vs. Tennessee Tech (4/17/21)
Home Runs.....2, at Austin Peay (4/28/21)
RBI.....3, 5x, last at Austin Peay (4/28/21)
Stolen Bases.....2, 7x, last vs. Saint Louis (3/1/22)

14 Peyton Leeper

2022 Season-Highs

At-Bats.....6, vs. Valparaiso (3/13/22)
Runs.....3, 2x, last at Arkansas State (3/8/22)
Hits.....2, 5x, last vs. Valparaiso (3/13/22)
Doubles.....1, 4x, last at Indiana State (3/15/22)
Triples.....-
Home Runs.....1, 5x, last vs. Valparaiso (3/13/22)
RBI.....4, vs. Valparaiso (3/13/22)
Stolen Bases.....1, vs. Valparaiso (3/13/22)

Career-Highs

At-Bats.....6, vs. Valparaiso (3/13/22)
Runs.....3, 3x, last at Arkansas State (3/8/22)
Hits.....2, 11x, last vs. Valparaiso (3/13/22)
Doubles.....1, 12x, last at Indiana State (3/15/22)
Triples.....1, 4x, last vs. Eastern Kentucky (5/8/21)
Home Runs.....1, 5x, last vs. Valparaiso (3/13/22)
RBI.....4, vs. Valparaiso (3/13/22)
Stolen Bases.....1, 7x, last vs. Valparaiso (3/13/22)

15 Joseph Karall

2022 Season-Highs

Innings Pitched.....11, at Indiana State (3/15/22)
Fewest Hits.....-
Most Hits.....3, at Indiana State (3/15/22)
Fewest Runs.....-
Most Runs.....2, at Indiana State (3/15/22)
Fewest Walks.....0, at Indiana State (3/15/22)
Strikeouts.....-

Career-Highs

Innings Pitched.....11, at Indiana State (3/15/22)
Fewest Hits.....0, at Arkansas (2/26/21)
Most Hits.....3, 2x, last at Indiana State (3/15/22)
Fewest Runs.....0, 2x, last at Arkansas (2/27/21)
Most Runs.....7, vs. Southern Illinois (3/24/21)
Fewest Walks.....0, 3x, last at Indiana State (3/15/22)
Strikeouts.....1, at Arkansas (2/27/21)

16 Wyatt Grant

2022 Season/Career-Highs

At-Bats.....3, vs. Valparaiso (3/13/22)
Runs.....1, vs. Bellarmine (2/27/22)
Hits.....1, vs. Valparaiso (3/13/22)
Doubles.....-
Triples.....-
Home Runs.....-
RBI.....-
Stolen Bases.....-

17 Josh Cameron

2022 Season/Career-Highs

At-Bats.....-
Runs.....-
Hits.....-
Doubles.....-
Triples.....-
Home Runs.....-
RBI.....-
Stolen Bases.....-

18 Noah Niznik

2022 Season-Highs

Innings Pitched.....6.0, vs. Bellarmine (2/27/22)
Fewest Hits.....5, 2x last vs. Valparaiso (3/13/22)
Most Hits.....7, at Missouri State (3/19/22)
Fewest Runs.....1, 2x, last vs. SIUE (3/26/22)
Most Runs.....5, 2x, last vs. Valparaiso (3/13/22)
Fewest Walks.....0, vs. SIUE (3/26/22)
Strikeouts.....5, vs. Bradley (3/5/22)

Career-Highs

Innings Pitched.....7.0, 4x, last vs. Austin Peay (3/20/21)
Fewest Hits.....2, vs. Purdue Fort Wayne (3/2/19)
Most Hits.....8, 4x, last at Murray State (4/9/21)
Fewest Runs.....0, 4x, last vs. Ohio (2/29/20)
Most Runs.....7, 3x, last vs. Jacksonville State (4/3/21)
Fewest Walks.....0, 7x, last vs. SIUE (3/26/22)
Strikeouts.....7, 2x, last vs. UT Martin (3/10/19)

19 Spencer Parker

2022 Season/Career-Highs

At-Bats.....4, at Indiana State (3/16/22)
Runs.....1, 2x, last vs. Valparaiso (3/13/22)
Hits.....1, 5x last at Missouri State (3/19/22)
Doubles.....1, at Indiana State (3/16/22)
Triples.....-
Home Runs.....-
RBI.....1, at Missouri State (3/19/22)
Stolen Bases.....-

20 Jason Rackers

2022 Season/Career-Highs

Innings Pitched.....6.0, 2x, last vs. SIUE (3/25/22)
Fewest Hits.....3, at Dallas Baptist (2/19/22)
Most Hits.....6, 2x, last vs. Valparaiso (3/13/22)
Fewest Runs.....1, 3x, last vs. SIUE (3/25/22)
Most Runs.....7, vs. Bradley (3/5/22)
Fewest Walks.....0, at Dallas Baptist (2/19/22)
Strikeouts.....6, 4x, last vs. SIUE (3/25/22)

21 Joel Vaske

2022 Season/Career-Highs

At-Bats.....5, 3x last vs. Bradley (3/5/22)
Runs.....2, vs. Valparaiso (3/13/22)
Hits.....2, 4x, last vs. Valparaiso (3/13/22)
Doubles.....1, 3x, last at Missouri State (3/19/22)
Triples.....-
Home Runs.....1, 3x, last vs. Bradley (3/5/22)
RBI.....3, 2x, last vs. Bradley (3/5/22)
Stolen Bases.....1, 4x, last vs. Valparaiso (3/13/22)

22 Jeb Callaghan

2022 Season-Highs

Innings Pitched.....1.2, at Indiana State (3/15/22)
Fewest Hits.....0, vs. Valparaiso (3/13/22)
Most Hits.....1, at Indiana State (3/15/22)
Fewest Runs.....0, 2x, last at Indiana State (3/15/22)
Most Runs.....-
Fewest Walks.....0, at Indiana State (3/15/22)
Strikeouts.....2, vs. Valparaiso (3/13/22)

23 Brett Graber

2022 Season-Highs

At-Bats.....6, at Arkansas State (3/8/22)
Runs.....3, vs. Valparaiso (3/13/22)
Hits.....3, 2x, last vs. Valparaiso (3/13/22)
Doubles.....2, vs. Bradley (3/4/22)
Triples.....1, vs. Valparaiso (3/13/22)
Home Runs.....1, 3x, last vs. Valparaiso (3/13/22)
RBI.....3, 2x, last vs. Bradley (3/5/22)
Stolen Bases.....1, 4x, last at Missouri State (3/19/22)

Career-Highs

At-Bats.....6, at Arkansas State (3/8/22)
Runs.....3, vs. Valparaiso (3/13/22)
Hits.....3, 2x, last vs. Valparaiso (3/13/22)
Doubles.....2, vs. Bradley (3/4/22)
Triples.....1, vs. Valparaiso (3/13/22)
Home Runs.....1, 3x, last vs. Valparaiso (3/13/22)
RBI.....3, 2x, last vs. Bradley (3/5/22)
Stolen Bases.....1, 4x, last at Missouri State (3/19/22)

24 Fischer Rausch

2022 Season-Highs

Innings Pitched.....1.0, at Indiana State (3/15/22)
Fewest Hits.....0, at Dallas Baptist (2/20/22)
Most Hits.....1, 2x last at Missouri State (3/20/22)
Fewest Runs.....0, 2x, last at Indiana State (3/15/22)
Most Runs.....1, 2x, last at Missouri State (3/20/22)
Fewest Walks.....0, 2x, last at Missouri State (3/20/22)
Strikeouts.....1, at Dallas Baptist (2/20/22)

Career-Highs

Innings Pitched.....2.0, 3x, last at Belmont (4/30/21)
Fewest Hits.....0, 3x, last at Dallas Baptist (2/20/22)
Most Hits.....2, at Eastern Illinois (3/27/21)
Fewest Runs.....0, 10x, last at Indiana State (3/15/22)
Most Runs.....2, 2x, last vs. Murray State (5/29/21)
Fewest Walks.....0, 10x, last at Missouri State (3/20/22)
Strikeouts.....5, vs. Illinois State (3/6/21)

25 Ethan Osborne

2022 Season/Career-Highs

Innings Pitched.....2.0, at Indiana State (3/15/22)
Fewest Hits.....0, vs. Saint Louis (3/1/22)
Most Hits.....6, at Missouri State (3/19/22)
Fewest Runs.....0, 3x, last at Arkansas State (3/8/22)
Most Runs.....5, at Missouri State (3/19/22)
Fewest Walks.....0, 4x, last at Missouri State (3/19/22)
Strikeouts.....4, at Indiana State (3/15/22)

26 Collin Wilma

2022 Season-Highs

Innings Pitched.....-
Fewest Hits.....-
Most Hits.....-
Fewest Runs.....-
Most Runs.....-
Fewest Walks.....-
Strikeouts.....-

Career-Highs

Innings Pitched.....7.1, vs. Ohio (2/29/20)
Fewest Hits.....1, 3x, last at Belmont (5/1/21)
Most Hits.....9, at UT Martin (3/8/20)
Fewest Runs.....0, 2x, last at Belmont (5/1/21)
Most Runs.....7, at UT Martin (3/8/20)
Fewest Walks.....0, 3x, last at Eastern Illinois (3/27/21)
Strikeouts.....6, 2x, last at Murray State (4/10/21)

**27 Austin Williams**

2022 Season-Highs

Innings Pitched.....5.0, vs. Valparaiso (3/13/22)
 Fewest Hits.....0, vs. SIUE (3/26/22)
 Most Hits.....7, Bellarmine (2/26/22)
 Fewest Runs.....0, 6x, last vs. SIUE (3/27/22)
 Most Runs.....5, vs. Bellarmine (2/27/22)
 Fewest Walks.....0, 5x, last at Missouri State (3/19/22)
 Strikeouts.....7, vs. Valparaiso (3/13/22)

Career-Highs

Innings Pitched.....5.0, vs. Valparaiso (3/13/22)
 Fewest Hits.....0, 2x, last vs. SIUE (3/26/22)
 Most Hits.....7, vs. Southern Mississippi (6/5/21)
 Fewest Runs.....0, 15x, last vs. SIUE (3/27/22)
 Most Runs.....6, vs. Southern Mississippi (6/5/21)
 Fewest Walks.....0, 19x, last at Missouri State (3/19/22)
 Strikeouts.....7, vs. Valparaiso (3/13/22)

28 Anthony Klein

2022 Season/Career-Highs

Innings Pitched.....2.0, Bellarmine (2/27/22)
 Fewest Hits.....0, 2x, last vs. Valparaiso (3/13/22)
 Most Hits.....1, 2x, last vs. Bradley (3/4/22)
 Fewest Runs.....0, 2x, last vs. Valparaiso (3/13/22)
 Most Runs.....1, 2x, last vs. Bradley (3/4/22)
 Fewest Walks.....0, 2x, last vs. Valparaiso (3/13/22)
 Strikeouts.....4, vs. Bellarmine (2/27/22)

30 Tommy Windt

2022 Season/Career-Highs

Innings Pitched.....4.0, vs. Valparaiso (3/13/22)
 Fewest Hits.....0, vs. Bradley (3/5/22)
 Most Hits.....8, at Missouri State (3/20/22)
 Fewest Runs.....0, 2x, last vs. Bradley (3/5/22)
 Most Runs.....7, at Missouri State (3/20/22)
 Fewest Walks.....0, 4x, last vs. SIUE (3/27/22)
 Strikeouts.....6, vs. SIUE (3/27/22)

31 Blake Cisneros

2022 Season-Highs

Innings Pitched.....2.0, vs. SIUE (3/27/22)
 Fewest Hits.....0, 6x, last vs. SIUE (3/27/22)
 Most Hits.....3, at Arkansas State (3/8/22)
 Fewest Runs.....0, 7x, last vs. SIUE (3/27/22)
 Most Runs.....1, 3x, last vs. Valparaiso (3/13/22)
 Fewest Walks.....0, 6x, last at Missouri State (3/19/22)
 Strikeouts.....3, vs. Bradley (3/5/22)

Career-Highs

Innings Pitched.....3.0, 2x, last vs. Austin Peay (3/24/19)
 Fewest Hits.....0, 27x, last vs. SIUE (3/27/22)
 Most Hits.....6, vs. Purdue Fort Wayne (3/1/19)
 Fewest Runs.....0, 29x, last vs. SIUE (3/27/22)
 Most Runs.....3, 5x, last at Murray State (4/10/21)
 Fewest Walks.....0, 34x, last at Missouri State (3/19/22)
 Strikeouts.....5, vs. McKendree (4/23/19)

32 Connery O'Donnell

2022 Season-Highs

Innings Pitched.....-
 Fewest Hits.....-
 Most Hits.....-
 Fewest Runs.....-
 Most Runs.....-
 Fewest Walks.....-
 Strikeouts.....-

Career-Highs

Innings Pitched.....11, 2x, last at Arkansas (2/28/21)
 Fewest Hits.....0, 2x, last vs. Southern Illinois (3/24/21)
 Most Hits.....2, at Arkansas (2/28/21)
 Fewest Runs.....0, vs. Southern Illinois (3/24/21)
 Most Runs.....2, at Arkansas (2/28/21)
 Fewest Walks.....1, 2x, last vs. Southern Illinois (3/24/21)
 Strikeouts.....1, 2x, last vs. Southern Illinois (3/24/21)

33 Bryce Grossius

2022 Season-Highs

Innings Pitched.....4.0, vs. Bellarmine (2/26/22)
 Fewest Hits.....2, at Indiana State (3/16/22)
 Most Hits.....7, vs. Bellarmine (2/26/22)
 Fewest Runs.....0, at Indiana State (3/16/22)
 Most Runs.....6, 2x last at Missouri State (3/20/22)
 Fewest Walks.....1, 3x, last at Indiana State (3/16/22)
 Strikeouts.....6, at Dallas Baptist (2/18/22)

Career-Highs

Innings Pitched.....6.0, vs. Eastern Kentucky (5/7/21)
 Fewest Hits.....0, 10x, last at Arkansas State (3/3/20)
 Most Hits.....9, vs. Murray State (5/28/21)
 Fewest Runs.....0, 14x, last at Indiana State (3/16/22)
 Most Runs.....7, vs. Illinois State (3/6/21)
 Fewest Walks.....0, 15x, last vs. UT Martin (5/21/21)
 Strikeouts.....7, vs. UT Martin (5/21/21)

34 Alex Esker

2022 Season/Career-Highs

Innings Pitched.....1.0, 3x, last at Missouri State (3/20/22)
 Fewest Hits.....0, 2x, last vs. Valparaiso (3/12/22)
 Most Hits.....2, at Missouri State (3/20/22)
 Fewest Runs.....0, 2x, last vs. Valparaiso (3/12/22)
 Most Runs.....2, at Missouri State (3/20/22)
 Fewest Walks.....1, 3x, last at Missouri State (3/20/22)
 Strikeouts.....1, 2x, last at Missouri State (3/20/22)

35 Ryan Malzahn

2022 Season/Career-Highs

At-Bats.....4, at Dallas Baptist (2/19/22)
 Runs.....1, 2x, last vs. Bradley (3/4/22)
 Hits.....1, at Dallas Baptist (2/19/22)
 Doubles.....1, at Dallas Baptist (2/19/22)
 Triples.....-
 Home Runs.....-
 RBI.....1, at Dallas Baptist (2/19/22)
 Stolen Bases.....-

36 Weston Brockhouse

2022 Season/Career-Highs

Innings Pitched.....-
 Fewest Hits.....-
 Most Hits.....-
 Fewest Runs.....-
 Most Runs.....-
 Fewest Walks.....-
 Strikeouts.....-

37 Hunter Ralls

2022 Season-Highs

Innings Pitched.....5.0, vs. Bradley (3/4/22)
 Fewest Hits.....0, vs. SIUE (3/26/22)
 Most Hits.....6, vs. Bradley (3/4/22)
 Fewest Runs.....0, 2x, last vs. SIUE (3/26/22)
 Most Runs.....4, 2x, last at Indiana State (3/16/22)
 Fewest Walks.....0, 3x, last vs. SIUE (3/26/22)
 Strikeouts.....5, 2x, last vs. Valparaiso (3/12/22)

Career-Highs

Innings Pitched.....5.0, 2x, last vs. Bradley (3/4/22)
 Fewest Hits.....0, 3x, last vs. SIUE (3/26/21)
 Most Hits.....6, 2x, last vs. Bradley (3/4/22)
 Fewest Runs.....0, 9x, last vs. SIUE (3/26/22)
 Most Runs.....6, at Arkansas (2/28/21)
 Fewest Walks.....0, 9x, last vs. SIUE (3/26/22)
 Strikeouts.....5, 2x, last vs. Valparaiso (3/12/22)

38 Hayden Malenfant

2022 Season-Highs

Innings Pitched.....1.0, at Missouri State (3/20/22)
 Fewest Hits.....0, at Missouri State (3/20/22)
 Most Hits.....1, at Dallas Baptist (2/20/22)
 Fewest Runs.....0, 2x, last at Missouri State (3/20/22)
 Most Runs.....-
 Fewest Walks.....1, at Missouri State (3/20/22)
 Strikeouts.....2, at Missouri State (3/20/22)

Career-Highs

Innings Pitched.....2.1, 2x, last at Eastern Illinois (3/27/21)
 Fewest Hits.....0, 6x, last at UT Martin (4/13/21)
 Most Hits.....4, 2x, last vs. Eastern Kentucky (5/8/21)
 Fewest Runs.....0, 10x, last at Missouri State (3/20/22)
 Most Runs.....5, vs. Southern Illinois (3/24/21)
 Fewest Walks.....0, 9x, last vs. UT Martin (5/21/21)
 Strikeouts.....3, 2x, last at Austin Peay (4/28/21)

6 Jakob Lewis

2022 Season-Highs

At-Bats.....-
 Runs.....-
 Hits.....-
 Doubles.....-
 Triples.....-
 Home Runs.....-
 RBI.....-
 Stolen Bases.....-

44 Matt Perego

2022 Season-Highs

Innings Pitched.....2.0, vs. Saint Louis (3/1/22)
 Fewest Hits.....1, at Missouri State (3/20/22)
 Most Hits.....5, at Dallas Baptist (2/20/22)
 Fewest Runs.....0, 2x, last at Missouri State (3/20/22)
 Most Runs.....4, at Dallas Baptist (2/20/22)
 Fewest Walks.....0, 2x, last at Missouri State (3/20/22)
 Strikeouts.....2, 2x, last at Indiana State (3/15/22)

Career-Highs

Innings Pitched.....2.0, vs. Saint Louis (3/1/22)
 Fewest Hits.....0, 4x, last at Murray State (4/10/21)
 Most Hits.....5, at Dallas Baptist (2/20/22)
 Fewest Runs.....0, 10x, last at Missouri State (3/20/22)
 Most Runs.....4, at Dallas Baptist (2/20/22)
 Fewest Walks.....0, 11x, last at Missouri State (3/20/22)
 Strikeouts.....2, 4x, last at Indiana State (3/15/22)

45 Tanner Mueller

2022 Season/Career-Highs

Innings Pitched.....-
 Fewest Hits.....-
 Most Hits.....-
 Fewest Runs.....-
 Most Runs.....-
 Fewest Walks.....-
 Strikeouts.....-

55 Noah Stone

2022 Season/Career-Highs

Innings Pitched.....1.0, 2x, last at Indiana State (3/15/22)
 Fewest Hits.....1, vs. Saint Louis (3/1/22)
 Most Hits.....3, at Indiana State (3/15/22)
 Fewest Runs.....-
 Most Runs.....2, 2x last at Indiana State (3/15/22)
 Fewest Walks.....0, at Indiana State (3/15/22)
 Strikeouts.....1, at Indiana State (3/15/22)



SOUTHEAST MISSOURI BASEBALL NOTES

SAINT LOUIS // MAR. 29

Game-by-Game Starting Lineups

Opponent	P	C	1B	2B	3B	SS	LF	CF	RF	DH
Dallas Baptist	Grossius	Keck	Andrews	Palmer	Leeper	Wilber	Mason	Graber	Vaske	Stauss
Dallas Baptist	Niznik	Keck	Andrews	Palmer	Leeper	Wilber	Mason	Graber	Malzahn	Stauss
Dallas Baptist	Williams	Keck	Andrews	Palmer	Leeper	Wilber	Mason	Graber	Vaske	Sperling
Bellarmine	Grossius	Keck	Andrews	Palmer	Leeper	Wilber	Mason	Graber	Vaske	Stauss
Bellarmine	Niznik	Keck	Andrews	Sperling	Leeper	Wilber	Mason	Graber	Vaske	Stauss
Bellarmine	Williams	Grant	Andrews	Sperling	Leeper	Wilber	Mason	Graber	Malzahn	Keck
Saint Louis	Windt	Keck	Andrews	Palmer	Leeper	Wilber	Mason	Graber	Vaske	Sperling
Bradley	Grossius	Keck	Andrews	Palmer	Leeper	Wilber	Mason	Graber	Vaske	Sperling
Bradley	Rackers	Keck	Andrews	Palmer	Leeper	Wilber	Mason	Graber	Vaske	Sperling
Bradley	Niznik	Stauss	Andrews	Sperling	Leeper	Wilber	Mason	Graber	Vaske	Keck
Arkansas State	Grossius	Keck	Andrews	Palmer	Leeper	Wilber	Mason	Graber	Vaske	Sperling
Valparaiso	Rackers	Keck	Andrews	Palmer	Leeper	Wilber	Mason	Graber	Vaske	Sperling
Valparaiso	Niznik	Keck	Andrews	Palmer	Leeper	Wilber	Mason	Graber	Vaske	Sperling
Valparaiso	Windt	Grant	Andrews	Palmer	Leeper	Wilber	Mason	Graber	Vaske	Keck
Indiana State	Osborne	Keck	Andrews	Palmer	Leeper	Wilber	Mason	Graber	Vaske	Stauss
Indiana State	Ralls	Keck	Andrews	Palmer	Leeper	Wilber	Mason	Graber	Vaske	Parker
Missouri State	Rackers	Stauss	Andrews	Palmer	Leeper	Wilber	Mason	Graber	Vaske	Parker
Missouri State	Niznik	Grant	Andrews	Palmer	Leeper	Wilber	Mason	Graber	Vaske	Malzahn
Missouri State	Windt	Stauss	Andrews	Palmer	Leeper	Wilber	Mason	Graber	Vaske	Keck
SIU Edwardsville	Rackers	Keck	Andrews	Palmer	Leeper	Wilber	Mason	Graber	Vaske	Stauss
SIU Edwardsville	Niznik	Keck	Andrews	Palmer	Leeper	Wilber	Mason	Graber	Vaske	Stauss
SIU Edwardsville	Windt	Keck	Andrews	Palmer	Leeper	Wilber	Mason	Graber	Vaske	Grant
Saint Louis										
Austin Peay										
Austin Peay										
Austin Peay										
Arkansas State										
Murray State										
Murray State										
Murray State										
Southern Illinois										
Tennessee Tech										
Tennessee Tech										
Tennessee Tech										
Ole Miss										
Morehead State										
Morehead State										
Morehead State										
Southern Illinois										
Belmont										
Belmont										
Belmont										
Missouri										
Oklahoma State										
Oklahoma State										
Oklahoma State										
Missouri State										
UT Martin										
UT Martin										
UT Martin										
Eastern Illinois										
Eastern Illinois										
Eastern Illinois										

SOUTHEAST MISSOURI BASEBALL NOTES

SAINT LOUIS // MAR. 29



Game-by-Game Hitting

Opponent	AB	R	H	RBI	2B	3B	HR	BB	IBB	SB	CS	HBP	SAC	SE	GDP	K	PQ	A	E	Avg
Southeast Missouri	44	7	10	5	1	2	0	10	0	2	0	0	3	0	0	19	36	10	3	.227
Dallas Baptist	48	6	12	6	2	0	1	4	0	3	0	0	0	0	1	12	36	11	3	.250
Southeast Missouri	38	6	10	6	2	0	1	5	0	1	0	0	0	0	1	12	30	8	2	.244
Dallas Baptist	39	5	10	4	1	0	2	3	0	0	1	0	1	0	0	11	30	11	0	.253
Southeast Missouri	31	5	5	4	3	0	1	8	0	1	1	1	0	0	1	14	24	9	2	.221
Dallas Baptist	37	13	14	13	3	1	4	9	1	7	1	0	0	1	0	10	27	7	1	.290
Southeast Missouri	Canceled	-	-	-	-	-	-	-	-	-	-	-	-	-	-	-	-	-	-	-
Kentucky	-	-	-	-	-	-	-	-	-	-	-	-	-	-	-	-	-	-	-	-
Southeast Missouri	41	8	11	8	3	0	2	9	1	1	0	0	0	0	0	10	33	18	1	.234
Bellarmine	45	7	13	7	3	0	2	6	1	2	0	1	0	0	1	9	30	9	1	.289
Southeast Missouri	30	10	8	10	2	0	2	11	0	0	2	1	0	1	1	6	27	13	2	.239
Bellarmine	34	2	7	2	1	0	0	4	0	1	0	1	0	0	2	3	24	5	3	.206
Southeast Missouri	36	12	11	12	3	0	2	7	0	1	0	1	1	1	0	6	27	10	1	.250
Bellarmine	37	8	9	6	0	2	0	10	0	4	0	0	0	0	0	12	24	5	3	.243
Southeast Missouri	33	16	16	16	4	0	2	9	0	3	0	1	0	0	2	4	21	9	1	.281
Saint Louis	24	5	5	5	2	0	1	5	0	0	0	1	0	2	1	5	18	9	2	.208
Southeast Missouri	38	16	15	14	5	0	1	7	0	3	0	3	0	2	0	9	27	11	0	.296
Bradley	37	7	12	7	2	0	3	4	0	1	1	1	0	0	1	8	24	6	1	.324
Southeast Missouri	30	11	12	11	1	0	3	2	0	0	0	0	0	0	0	5	21	6	0	.305
Bradley	35	5	6	5	3	0	1	4	0	0	0	0	0	0	0	12	24	3	2	.171
Southeast Missouri	35	12	9	12	1	0	5	7	0	2	0	1	0	0	0	12	27	7	2	.301
Bradley	29	8	10	8	3	0	2	3	0	0	1	0	0	0	0	10	18	5	0	.345
Southeast Missouri	40	14	11	11	5	0	2	13	0	5	0	1	0	0	0	13	27	8	1	.298
Arkansas State	36	6	9	6	1	0	1	1	0	0	0	0	0	1	0	7	27	4	3	.250
Southeast Missouri	32	9	9	9	2	0	2	4	0	5	1	2	0	0	2	10	27	3	2	.297
Valparaiso	34	1	7	1	0	0	0	5	0	0	0	1	0	0	1	12	24	11	3	.262
Southeast Missouri	38	16	16	14	0	1	3	10	0	4	0	3	0	0	1	9	27	10	1	.307
Valparaiso	35	6	8	6	2	0	2	5	0	0	1	0	0	0	1	10	24	8	2	.260
Southeast Missouri	37	10	14	10	1	1	5	4	0	0	0	0	0	0	0	13	27	10	2	.312
Valparaiso	38	8	12	7	1	1	1	3	0	0	1	0	0	0	0	10	24	9	0	.264
Southeast Missouri	32	1	4	1	2	0	0	3	0	3	0	0	0	0	0	14	24	6	0	.301
Indiana State	36	10	14	10	2	0	3	2	0	1	0	3	0	1	0	8	27	5	1	.389
Southeast Missouri	33	4	7	4	1	0	1	2	0	0	1	1	0	0	0	8	25	14	3	.296
Indiana State	36	5	10	5	2	0	1	2	0	0	0	1	0	0	0	5	27	7	1	.278
Southeast Missouri	35	6	9	5	2	0	0	5	0	2	1	0	3	0	1	11	27	6	0	.294
Missouri State	33	3	8	3	2	0	1	5	0	0	0	0	0	0	2	8	27	13	5	.242
Southeast Missouri	34	3	8	2	1	0	1	2	0	0	0	0	1	0	1	7	24	8	0	.290
Missouri State	38	9	17	8	5	0	0	2	0	1	0	0	0	0	1	6	27	7	1	.447
Southeast Missouri	32	5	6	5	2	0	1	4	0	0	0	1	0	0	1	10	24	1	0	.286
Missouri State	38	16	15	16	4	0	3	5	0	3	0	3	0	2	0	13	27	7	0	.395
Southeast Missouri	25	2	1	2	1	0	0	2	0	0	0	1	0	0	1	5	27	12	2	.277
SIU Edwardsville	32	1	6	1	0	0	0	2	0	0	0	1	2	0	0	10	24	9	1	.188
Southeast Missouri	25	2	4	2	1	0	0	1	0	0	0	1	1	0	3	7	27	9	0	.273
SIU Edwardsville	32	1	5	1	2	0	0	1	0	0	0	1	0	0	0	4	24	13	1	.156
Southeast Missouri	28	5	8	5	0	0	2	2	0	0	0	1	2	0	2	7	27	5	0	.273
SIU Edwardsville	34	2	8	2	1	0	1	3	0	3	1	2	0	0	0	12	24	8	0	.235
Southeast Missouri																				
Saint Louis																				
Southeast Missouri																				
Austin Peay																				
Southeast Missouri																				
Austin Peay																				
Southeast Missouri																				
Austin Peay																				
Southeast Missouri																				
Arkansas State																				
Southeast Missouri																				
Murray State																				



SOUTHEAST MISSOURI BASEBALL NOTES

SAINT LOUIS // MAR. 29

Game-by-Game Hitting

Opponent	AB	R	H	RBI	2B	3B	HR	BB	IBB	SB	CS	HBP	SAC	SF	GDP	K	PO	A	E	Avg
Southeast Missouri Murray State																				
Southeast Missouri Murray State																				
Southeast Missouri Southern Illinois																				
Southeast Missouri Tennessee Tech																				
Southeast Missouri Tennessee Tech																				
Southeast Missouri Tennessee Tech																				
Southeast Missouri Ole Miss																				
Southeast Missouri Morehead State																				
Southeast Missouri Morehead State																				
Southeast Missouri Morehead State																				
Southeast Missouri Southern Illinois																				
Southeast Missouri Belmont																				
Southeast Missouri Belmont																				
Southeast Missouri Belmont																				
Southeast Missouri Missouri																				
Southeast Missouri Oklahoma State																				
Southeast Missouri Oklahoma State																				
Southeast Missouri Oklahoma State																				
Southeast Missouri Missouri																				
Southeast Missouri UT Martin																				
Southeast Missouri UT Martin																				
Southeast Missouri UT Martin																				
Southeast Missouri Eastern Illinois																				
Southeast Missouri Eastern Illinois																				
Southeast Missouri Eastern Illinois																				

SOUTHEAST MISSOURI BASEBALL NOTES

SAINT LOUIS // MAR. 29



Game-by-Game Pitching

Opponent	IP	H	R	ER	BB	SO	2B	3B	HR	WP	BK	HBP	DP	IBB	Score	W-L	SV	ERA
Southeast Missouri	12.0	12	6	5	4	12	2	0	1	3	2	0	1	0	7-6	1-0	0	3.75
Dallas Baptist	12.0	10	7	5	10	19	1	2	0	2	0	0	0	0	6-7	0-1	0	3.75
Southeast Missouri	10.0	10	5	5	3	11	1	0	2	2	0	0	0	0	6-5	2-0	1	4.09
Dallas Baptist	10.0	10	6	6	5	12	2	0	1	1	0	0	1	0	5-6	0-2	0	4.50
Southeast Missouri	8.0	14	13	12	9	10	3	1	4	0	0	0	0	1	5-13	2-1	1	6.60
Dallas Baptist	9.0	5	5	5	8	14	3	0	1	1	0	1	1	0	13-5	1-2	0	4.65
Southeast Missouri	Canceled	-	-	-	-	-	-	-	-	-	-	-	-	-	-	-	-	-
Kentucky	-	-	-	-	-	-	-	-	-	-	-	-	-	-	-	-	-	-
Southeast Missouri	11.0	13	7	7	6	9	3	0	2	1	0	1	1	1	8-7	3-1	1	6.37
Bellarmine	10.0	11	8	6	9	10	3	0	3	2	0	0	0	1	7-8	1-5	0	5.40
Southeast Missouri	9.0	7	2	1	4	3	1	0	0	0	0	1	2	0	10-2	4-1	1	5.40
Bellarmine	8.0	8	10	7	11	6	2	0	2	0	0	1	0	0	2-10	1-6	0	7.88
Southeast Missouri	9.0	9	8	8	10	12	0	2	0	2	1	0	0	0	12-8	5-1	1	5.80
Bellarmine	8.0	11	12	11	7	6	3	0	2	2	0	1	0	0	8-12	1-7	0	12.38
Southeast Missouri	7.0	5	5	4	5	5	2	0	1	0	0	1	1	0	16-5	6-1	1	5.73
Saint Louis	6.0	16	16	14	9	4	4	0	2	4	0	1	2	0	5-16	1-5	0	21.00
Southeast Missouri	9.0	12	7	7	4	8	2	0	3	2	0	1	1	0	16-7	7-1	1	5.76
Bradley	8.0	15	16	15	7	9	5	0	1	3	0	3	0	0	7-16	3-4	0	16.88
Southeast Missouri	7.0	10	8	8	3	10	3	0	2	0	0	0	0	0	11-8	8-1	2	6.15
Bradley	6.0	12	11	11	2	5	1	0	3	1	0	0	0	0	8-11	3-5	0	16.50
Southeast Missouri	9.0	6	5	4	4	12	3	0	1	0	0	0	0	0	12-5	9-1	2	5.93
Bradley	8.0	9	12	8	7	12	1	0	5	0	0	1	0	0	5-12	3-6	0	9.00
Southeast Missouri	9.0	9	6	5	1	7	1	0	1	3	0	0	0	0	14-6	10-1	2	5.85
Arkansas State	9.0	11	14	10	13	13	5	0	2	2	0	1	0	0	6-14	4-6	0	10.00
Southeast Missouri	9.0	7	1	1	5	12	0	0	0	2	0	1	1	0	9-1	11-1	2	5.45
Valparaiso	8.0	9	9	8	4	10	2	0	2	0	0	2	2	0	1-9	5-4	0	9.35
Southeast Missouri	9.0	8	6	6	5	10	2	0	2	1	0	0	1	0	16-6	12-1	2	5.49
Valparaiso	8.0	16	16	14	10	9	0	1	3	2	0	3	2	0	6-16	5-5	0	9.82
Southeast Missouri	9.0	12	8	7	3	10	1	1	1	0	0	0	0	0	10-8	13-1	2	5.60
Valparaiso	8.0	14	10	10	4	13	1	1	5	0	0	0	0	0	8-10	5-6	0	9.92
Southeast Missouri	8.0	14	10	10	2	8	2	0	3	1	1	3	1	0	1-10	13-2	2	5.93
Indiana State	4	1	1	3	14	2	0	0	0	0	0	0	0	0	10-1	8-6	1	1.00
Southeast Missouri	8.1	10	5	1	2	5	2	0	1	0	0	1	1	0	4-5	13-3	2	5.65
Indiana State	9.0	7	4	1	2	8	1	0	1	0	0	1	0	0	5-4	9-6	0	1.00
Southeast Missouri	9.0	8	3	3	5	8	2	0	1	1	1	0	2	0	6-3	14-3	3	5.49
Missouri State	9.0	9	6	2	5	11	2	0	0	0	0	0	0	0	3-6	8-8	0	2.00
Southeast Missouri	8.0	17	9	9	2	6	5	0	0	1	0	0	1	0	3-9	14-4	3	5.73
Missouri State	9.0	8	3	3	2	7	1	0	1	1	0	0	0	0	9-3	9-8	0	3.00
Southeast Missouri	8.0	15	16	16	5	13	4	0	3	0	0	2	0	0	5-16	14-5	3	6.31
Missouri State	9.0	6	5	5	4	10	2	0	1	1	0	1	0	0	16-5	10-8	0	5.00
Southeast Missouri	9.0	6	1	1	2	10	0	0	0	1	0	1	1	0	2-1	15-5	4	6.04
SIU Edwardsville	8.0	1	2	2	2	5	1	0	0	0	0	1	0	0	1-2	10-9	0	2.25
Southeast Missouri	9.0	5	1	1	1	4	2	0	0	0	0	1	0	0	2-1	16-5	5	5.80
SIU Edwardsville	8.0	4	2	2	1	7	1	0	0	1	0	1	0	0	1-2	10-10	0	2.25
Southeast Missouri	9.0	8	2	2	3	12	1	0	1	2	0	2	0	0	5-2	17-5	6	5.62
SIU Edwardsville	8.0	8	5	5	2	7	0	0	2	0	0	1	0	0	2-5	10-11	0	5.63
Southeast Missouri																		
Saint Louis																		
Southeast Missouri																		
Austin Peay																		
Southeast Missouri																		
Austin Peay																		
Southeast Missouri																		
Austin Peay																		
Southeast Missouri																		
Arkansas State																		
Southeast Missouri																		
Murray State																		



SOUTHEAST MISSOURI BASEBALL NOTES

SAINT LOUIS // MAR. 29

Game-by-Game Pitching

Opponent	IP	H	R	ER	BB	SO	2B	3B	HR	WP	BK	HBP	DP	IBB	Score	W-L	SV	ERA
Southeast Missouri Murray State																		
Southeast Missouri Murray State																		
Southeast Missouri Southern Illinois																		
Southeast Missouri Tennessee Tech																		
Southeast Missouri Tennessee Tech																		
Southeast Missouri Tennessee Tech																		
Southeast Missouri Ole Miss																		
Southeast Missouri Morehead State																		
Southeast Missouri Morehead State																		
Southeast Missouri Morehead State																		
Southeast Missouri Southern Illinois																		
Southeast Missouri Belmont																		
Southeast Missouri Belmont																		
Southeast Missouri Belmont																		
Southeast Missouri Missouri																		
Southeast Missouri Oklahoma State																		
Southeast Missouri Oklahoma State																		
Southeast Missouri Oklahoma State																		
Southeast Missouri Missouri State																		
Southeast Missouri UT Martin																		
Southeast Missouri UT Martin																		
Southeast Missouri UT Martin																		
Southeast Missouri Eastern Illinois																		
Southeast Missouri Eastern Illinois																		
Southeast Missouri Eastern Illinois																		

SOUTHEAST MISSOURI BASEBALL NOTES

SAINT LOUIS // MAR. 29



Southeast Missouri's Record

Overall.....	17-5
At Home.....	13-0
On the Road.....	4-5
At Neutral Sites.....	0-0
Against Non-OVC Opponents.....	14-5
Against OVC Opponents.....	3-0
In Home OVC Games.....	3-0
In Away OVC Games.....	0-0
vs. Ranked Teams.....	2-1
In February.....	5-1
In March.....	12-4
In April.....	0-0
In May.....	0-0
On Mondays.....	0-0
On Tuesdays.....	2-1
On Wednesdays.....	0-1
On Thursdays.....	0-0
On Fridays.....	3-0
On Saturdays.....	7-1
On Sundays.....	5-2
In Day Games.....	14-5
In Night Games.....	3-0
In Extra Inning Games.....	3-0
When Redhawks Score First.....	6-2
When Opponents Score First.....	11-3
vs. Left-Handed Starter.....	5-1
vs. Right-Handed Starter.....	12-4
In 1-Run Games.....	5-1
In 2-Run Games.....	1-0
In 5+ Run Games.....	7-4
Shutouts.....	0-0
When Leading After Six Innings.....	11-0
When Trailing After Six Innings.....	3-5
When Tied After Six Innings.....	3-0
When Redhawks Starter Goes 6 or more Innings.....	3-0
When Redhawks Get 10 or more Hits.....	10-0
When Redhawks Outhit Opponents.....	11-0
When Redhawks Get Outhit.....	4-5
When Hits are Tied.....	2-0
When Scoring 0-2 Runs.....	2-1
When Scoring 3-5 Runs.....	1-4
When Scoring 6-9 Runs.....	5-0
When Scoring 10+ Runs.....	9-0
When Opponents Score 0-2 Runs.....	5-0
When Opponents Score 3-5 Runs.....	4-1
When Opponents Score 6-9 Runs.....	8-1
When Opponents Score 10+ Runs.....	0-3
Without Hitting a Home Run.....	4-1
When Hitting 1 Home Run.....	2-4
When Hitting 2+ Home Runs.....	11-0
Committing 0 Errors.....	5-3
Committing 1 Error.....	5-0
Committing 2+ Errors.....	7-2

Honors & Awards

OVC Preseason Player of the Year

Tyler Wilber, SS

Preseason All-OVC

Jevon Mason, OF

OVC Player of the Week

Peyton Leeper, UT, Mar. 14

OVC Pitcher of the Week

Kyle Miller, RHP, Feb. 21



SOUTHEAST MISSOURI BASEBALL NOTES

SAINT LOUIS // MAR. 29

2022 Season/Career Statistics

Record: 17-5 Home: 13-0 Away: 4-5 OVC: 3-0

Player	SEASON													CAREER												
	Avg	G-GS	AB	R	H	2B	3B	HR	RBI	BB	Hbp	SO	Sb-Att	Avg	G-GS	AB	R	H	2B	3B	HR	RBI	BB	Hbp	SO	Sb-Att
23 GRABER, Brett	.356	22-22	73	14	26	5	1	3	15	18	4	22	5-7	.359	39-25	92	20	33	7	1	3	15	20	4	30	5-8
12 KECK, Andrew	.353	20-20	85	18	30	7	0	5	25	6	0	17	6-6	.308	136-133	513	87	158	30	2	14	94	51	5	102	40-46
9 WILBER, Tyler	.322	22-22	87	23	28	6	0	8	34	16	2	13	0-0	.375	146-146	566	124	212	45	6	19	135	86	15	71	8-13
1 MASON, Jevon	.295	22-22	88	30	26	6	2	6	19	21	0	20	9-10	.331	65-62	248	65	82	20	2	8	41	46	4	57	13-18
14 LEEPER, Peyton	.247	22-22	81	26	20	4	0	5	18	19	2	21	4-4	.218	82-78	266	61	58	14	4	5	32	51	12	72	10-14
21 VASKE, Joel	.236	22-20	72	14	17	3	0	3	13	11	3	30	4-5	.236	22-20	72	14	17	3	0	3	13	11	3	30	4-5
10 ANDREWS, Lincoln	.233	22-22	90	16	21	7	0	3	18	10	0	34	0-1	.232	78-70	272	34	63	15	1	6	43	16	2	80	0-1
11 PALMER, Ben	.232	21-19	56	19	13	2	1	2	16	9	4	18	4-4	.232	21-19	56	19	13	2	1	2	16	9	4	18	4-4
19 PARKER, Spencer	.250	9-2	16	2	4	1	0	0	1	2	0	3	0-1	.250	9-2	16	2	4	1	0	0	1	2	0	3	0-1
5 SPERLING, Danny	.237	17-10	38	7	9	1	0	0	6	8	1	10	1-1	.243	42-28	103	15	25	3	0	1	15	16	3	19	2-2
8 STAUSS, Ty	.222	14-10	36	8	8	0	0	2	2	4	1	9	0-0	.191	45-31	110	16	21	3	0	2	7	18	2	31	3-3
16 GRANT, Wyatt	.100	8-4	10	1	1	0	0	0	0	3	1	7	0-0	.100	8-4	10	1	1	0	0	0	0	3	1	7	0-0
35 MALZAHN, Ryan	.077	9-3	13	2	1	1	0	0	1	0	1	6	0-0	.077	9-3	13	2	1	1	0	0	1	0	1	6	0-0
30 WINDT, Tommy	.000	1-0	1	0	0	0	0	0	0	0	0	1	0-0	.000	1-0	1	0	0	0	0	0	0	0	0	1	0-0
28 KLEIN, Anthony	.000	1-0	1	0	0	0	0	0	0	0	0	0	0-0	.000	1-0	1	0	0	0	0	0	0	0	0	0	0-0
Totals	.273	22-22	747	180	204	43	4	37	168	127	19	211	33-39													
Opponents	.276	22-22	787	134	217	42	4	29	129	88	15	197	26-33													

(All games Sorted by Earned run avg)

Player	SEASON														CAREER													
	ERA	W-L	App	GS	CG	Sho	Sv	IP	H	R	ER	BB	SO	ERA	W-L	App	GS	CG	Sho	Sv	IP	H	R	ER	BB	SO		
20 RACKERS, Jason	4.60	3-0	6	4	0	0	0	29.1	28	15	15	12	31	4.60	3-0	6	4	0	0	0	29.1	28	15	15	12	31		
18 NIZNIK, Noah	6.12	1-0	6	6	0	0	0	25.0	34	18	17	9	18	5.54	9-10	37	34	3	1	0	165.2	192	112	102	61	116		
30 WINDT, Tommy	8.46	2-1	8	4	0	0	0	22.1	28	22	21	8	30	8.46	2-1	8	4	0	0	0	22.1	28	22	21	8	30		
<hr/>																												
22 CALLAGHAN, Jeb	0.00	0-0	2	0	0	0	0	2.2	1	0	0	2	3	0.00	0-0	2	0	0	0	0	2.2	1	0	0	2	3		
38 MALENFANT, Hayden	0.00	0-0	2	0	0	0	0	1.2	1	0	0	3	2	6.08	1-1	18	0	0	0	0	23.2	25	19	16	12	18		
7 MILLER, Kyle	0.42	3-1	9	0	0	0	4	21.2	14	3	1	8	24	2.84	7-3	29	5	1	0	9	73.0	68	28	23	23	76		
31 CISNEROS, Blake	2.00	2-0	10	0	0	0	0	9.0	5	3	2	6	10	5.59	6-6	60	2	0	0	2	67.2	67	48	42	36	63		
37 RALLS, Hunter	3.92	3-1	7	1	0	0	0	20.2	21	13	9	6	13	5.16	6-3	26	6	0	0	1	59.1	66	41	34	26	47		
27 WILLIAMS, Austin	4.15	3-1	10	2	0	0	2	21.2	24	11	10	9	21	5.28	5-4	32	3	0	0	8	61.1	74	38	36	21	60		
28 KLEIN, Anthony	4.50	0-0	5	0	0	0	0	4.0	2	2	2	3	8	4.50	0-0	5	0	0	0	0	4.0	2	2	2	3	8		
34 ESKER, Alex	6.00	0-0	3	0	0	0	0	3.0	2	2	2	3	2	6.00	0-0	3	0	0	0	0	3.0	2	2	2	3	2		
24 RAUSCH, Fischer	7.71	0-0	4	0	0	0	0	2.1	2	2	2	5	1	3.93	0-0	17	0	0	0	0	18.1	13	8	8	12	27		
33 GROSSIUS, Bryce	10.00	0-0	6	4	0	0	0	18.0	26	22	20	10	19	6.93	6-3	47	13	0	0	0	101.1	125	90	78	47	93		
44 PEREGO, Matt	10.80	0-0	4	0	0	0	0	5.0	10	6	6	2	5	7.13	0-0	16	0	0	0	0	17.2	26	14	14	9	15		
15 KARRALL, Joseph	13.50	0-0	1	0	0	0	0	1.1	3	2	2	0	0	33.00	0-0	5	0	0	0	0	3.0	10	11	11	5	1		
25 OSBORNE, Ethan	14.29	0-1	5	1	0	0	0	5.2	12	9	9	1	9	14.29	0-1	5	1	0	0	0	5.2	12	9	9	1	9		
55 STONE, Noah	18.00	0-0	2	0	0	0	0	2.0	4	4	4	1	1	18.00	0-0	2	0	0	0	0	2.0	4	4	4	1	1		
Totals	5.62	17-5	22	22	0	0	6	195.1	217	134	122	88	197															
Opponents	7.27	5-17	22	22	1	0	1	187.0	204	180	151	127	211															