



2022 SOUTHEAST MISSOURI SOFTBALL

Southeast Missouri (14-10, 3-0) at Tennessee Tech (17-9, 0-3)

Games
25-27



Schedule

Follow the Redhawks

Video.....ESPN+
Live Stats.....TTUSports.com
Twitter.....@SEMOsoftball

Dates.....Sat.-Sun., March 26-27, 2022

Series Schedule

Saturday - 1 p.m., CT (DH)

Sunday - 1 p.m.

Location.....Cookeville, Tenn.

Facility.....Tech Softball Field

Series History.....Tied, 48-48

Last Meeting.....SEMO 8, TTU 4

(Mar. 13, 2021 | Cookeville, Tenn.)

Head Coach.....Mark Redburn (193-157 at SEMO; 88-61 OVC). Michelle DePolo (17-9 at TTU; 0-3 OVC).

Strategic Communications

Jeff Honza, Assistant Director of Athletics

Office Phone.....(573) 651-2933

Mobile.....(618) 528-1145

Email.....redhawk1@me.com

February (5-5)

11	vs. Alabama A&M !	W, 13-0 (5)
11	at Southeastern Louisiana !	L, 2-6
12	vs. Nicholls !	W, 13-5 (5)
12	at Southeastern Louisiana !	L, 5-6
13	vs. Nicholls !	W, 5-2
18	vs. Central Michigan @	W, 6-0
18	vs. Bellarmine @	L, 3-4
19	at Western Kentucky @	L, 3-4 (8)
19	vs. Central Michigan @	W, 12-4 (5)
20	at Western Kentucky @	L, 4-5
25	vs. Louisville \$	Canceled
25	at Arkansas \$	Canceled
26	at Arkansas \$	Canceled
26	vs. Kansas \$	Canceled
27	vs. Nebraska \$	Canceled

March (9-5, 0-0 OVC)

2	at Ole Miss	L, 4-7
4	vs. College of Charleston &	W, 5-4 (11)
4	at Lipscomb &	W, 7-1
5	vs. College of Charleston &	W, 3-2
5	vs. Dayton &	W, 10-6
6	at Lipscomb &	L, 0-2
13	vs. Missouri State ^	L, 8-10
13	vs. Wichita State ^	L, 0-14 (5)
14	at Kansas ^	L, 0-8 (5)
15	at Kansas City	W, 7-1
15	vs. Iowa	W, 4-3
19	Tennessee State*	W, 9-1 (6)
20	Tennessee State* (DH)	W, 6-0; W, 11-3 (5)
23	Southern Illinois	Canceled
26	at Tennessee Tech* (DH)	1 p.m.
27	at Tennessee Tech*	1 p.m.
30	at Southern Illinois	3 p.m.

April (0-0, 0-0 OVC)

2	Morehead State*	4 p.m.
3	Morehead State* (DH)	12 p.m.
6	at UT Martin* (DH)	2 p.m.
9	Eastern Illinois*	2 p.m.
10	Eastern Illinois* (DH)	12 p.m.
12	at Arkansas (DH)	TBA
15	at Austin Peay*	4 p.m.
16	at Austin Peay* (DH)	12 p.m.
23	at Murray State*	3 p.m.
24	at Murray State* (DH)	1 p.m.
27	UT Martin* (DH)	2 p.m.
30	at SIU Edwardsville*	12 p.m.

May (0-0, 0-0 OVC)

1	at SIU Edwardsville* (DH)	12 p.m.
7	Belmont*	4 p.m.
8	Belmont* (DH)	12 p.m.
11-14	OVC Tournament (Oxford, Ala.)	TBA

All times Central and Subject to Change;
Home Games in **Bold**; * - Denotes Ohio Valley
Conference Game; ! - Lion Classic (Hammond, La.); @ - Hilltopper
Classic (Bowling Green, Ky.); \$ - Razorback Invitational (Fayette-
ville, Ark.); & - Purple and Gold Classic (Nashville, Tenn.);
^ - Kansas Tournament (Lawrence, Kan.)

Redhawks Head to Tennessee Tech

Southeast Missouri (14-10, 3-0) hits the road to face Tennessee Tech (17-9, 0-3) for its first Ohio Valley Conference road series this weekend. The Redhawks and Golden Eagles play a 1 p.m. doubleheader Saturday followed by a 1 p.m., CT single game Sunday.

Follow the Redhawks

Watch all three games of this weekend's series live on ESPN+. Live stats are available at TTUSports.com. Twitter updates provided @SEMOsoftball.

Strong OVC Opening Weekend

Southeast Missouri swept its home-opening Ohio Valley Conference series for the second-straight season when it beat Tennessee State (Mar. 19-20), 9-1, 6-0, 11-3, last weekend. All teams either swept or were swept in the first weekend of league action. SEMO, Murray State, UT Martin, Belmont and Eastern Illinois completed series sweeps, while Tennessee Tech, Austin Peay, TSU, SIU Edwardsville and Morehead State were swept.

Five in a Row

The Redhawks carry a season-long five-game winning streak to Tennessee Tech this weekend. Southeast Missouri began its current winning streak with a 7-1 victory at Kansas City on Mar. 15. SEMO is 9-5 in March. SEMO is on of four Ohio Valley Conference schools entering the weekend on winning streaks of five or more games. Murray State (9), Eastern Illinois (9) and Belmont (6) are the others.

OVC Openers

With its 9-1 win over Tennessee State (Mar. 19), Southeast Missouri improved to 20-10 all-time in league-opening games. The Redhawks started OVC action with a win for the ninth time in the last 12 seasons. SEMO is the reigning back-to-back OVC Champion.

Series Record

Southeast Missouri and Tennessee Tech are deadlocked at 48-48 in their all-time series. SEMO has won each of the last eight meetings between these teams. The Redhawks swept the Golden Eagles in Cookeville a year ago.

Great Spring Break

The Redhawks posted a 5-1 record during their spring break last week. Southeast Missouri ended its week on a five-game winning streak. For the six games, SEMO hit .301 with 10 doubles, two triples, 11 home runs and 34 RBI. The Redhawks also outscored their opponents by a +21 margin (37-16) during that span. Four Redhawks, including Paige Halliwill (3), Kaylee Anderson (2), Kynzie Wrigley (2) and Kat Sackett (2) hit multiple home runs last week, as well. SEMO hit all but seven of its round-trippers for the season during that stretch.



Southeast Missouri or **SEMO** is the preferred reference for Southeast Missouri State University athletic teams. Southeastern Missouri State is not an acceptable reference.



Rook Breaks SEMO Career Strikeout Record

Rachel Rook broke Southeast Missouri's all-time career strikeout record during her team's series sweep of Tennessee State (Mar. 19-20). Entering the series, Rook needed 13 strikeouts to get the record. She recorded all of those in game one after giving up just two hits and walking two to go along with her 13 Ks in six innings. Rook, who now has 503 strikeouts, surpassed Elaine Fischer's previous record of 501 (2005-08).

What's Next for Rook?

Rachel Rook is approaching 50 career wins in the circle as a Redhawk. Rook presently has a career record of 48-24 in 122 appearances and 64 starts in her career. Two more victories will make Rook the seventh pitcher in program history to record 50 or more career wins. The others are Tracie Eudaley (79, 1984-87), Debbie Schmelz (62, 1996-99), Alice Marler (59, 1990-92), Elaine Fischer (54, 2005-08), Chris Engelhardt (54, 1996-99) and Sara Reichert (51, 1994-97).

Wrigley Earns Co-OVC Player of the Week Honors

Sophomore infielder Kynzie Wrigley was named Co-Ohio Valley Conference Player of the Week on Mar. 21 earning the first OVC weekly honor of her career. Wrigley hit .400 (6-for-15) with nine runs scored, two doubles a pair of home runs and seven RBI to lead Southeast Missouri to a 5-1 record last week. Wrigley hit her first home run of the season at Kansas City (Mar. 15), where she went 2-for-4 with three runs and two RBI. She also recorded two hits and two RBI vs. Tennessee State (Mar. 20), and hit her other home run, a three-run shot, vs. the Tigers. Additionally, Wrigley hit a leadoff double and scored the tying run in the top of the seventh inning during SEMO's come-from-behind win over Iowa (Mar. 15). SIU Edwardsville's Grace Lueke (Co-Player), Eastern Illinois' Alexa Remeier (Co-Pitcher) and Murray State's Hannah James (Co-Pitcher) rounded out the week's winners.

Lots of Long Balls

Southeast Missouri started Ohio Valley Conference play by hitting nine home runs in three games during its series sweep of Tennessee State (Mar. 19-20). SEMO closed out the series

with a season-best five round-trippers in the finale. The Redhawks unloaded to hit four home runs in the second inning to blow by the Tigers, 11-3, in game three. SEMO now has 18 home runs through 24 games this year.

Holman Tosses Shutout

Paytience Holman threw her first shutout of the season when she went the distance in a 6-0 victory over Tennessee State (Mar. 20). Holman recorded a season-high eight strikeouts and allowed five hits. She also did not give up a walk in her seven-inning gem. It was Holman's second complete game of the season.

Two-Home Run Games

Paige Halliwill and Kat Sackett, who were teammates at Marshall University before transferring to Southeast Missouri, each hit two home runs on the same day. In the Redhawks doubleheader sweep of Tennessee State (Mar. 20), Halliwill hit two bomb in game two and Sackett did the same prior to that in game one. Halliwill is tied for first on the team with four round-trippers, while Sackett is second with two so far this season.

OVC Strikeout Leader

Rachel Rook leads the Ohio Valley Conference with 103 strikeouts for an average of just under eight (7.9) per start this season. Rook currently ranks 30th in the nation in strikeouts. She is over 100 strikeouts in a season for the second year in a row.

Coming Up on 200 SEMO Wins

After recently getting his 400th career win as a head coach, Mark Redburn now stands just seven wins away from picking up his 200th career victory as Southeast Missouri's skipper. The reigning back-to-back Ohio Valley Conference Coach of the Year, Redburn holds a 193-157 record in eight years at SEMO.

Redhawks Upend Iowa

Down 3-2 in the top of the seventh inning, Kynzie Wrigley hit a leadoff double to rally Southeast Missouri to its come-from-behind win over Big Ten Conference member Iowa (Mar. 15). After Kaylee Anderson walked, Tori Bradley doubled down the left field line and Wrigley scored the tying run. After a pitching change, Anderson touched home on a wild

2022 OVC Standings (as of Mar. 21)

School	Conference				Overall			
	W	L	T	Pct.	W	L	T	Pct.
Murray State	3	0	0	1.000	19	8	0	.704
UT Martin	3	0	0	1.000	16	7	0	.696
Belmont	3	0	0	1.000	12	7	0	.632
Southeast Missouri	3	0	0	1.000	14	10	0	.583
Eastern Illinois	3	0	0	1.000	16	12	0	.571
Tennessee Tech	0	3	0	.000	17	9	0	.654
Austin Peay	0	3	0	.000	13	14	0	.481
Tennessee State	0	3	0	.000	9	16	0	.360
SIUE	0	3	0	.000	8	16	0	.333
Morehead State	0	3	0	.000	1	18	0	.053

This Weekend's Schedule

Saturday, March 26

Austin Peay at Morehead State*, 12 p.m. (ESPN+)

SIUE at Belmont*, 1 p.m. (ESPN+)

Eastern Illinois at Tennessee State* (2), 1 p.m. (ESPN+)

UT Martin at Murray State* (2), 1 p.m. (ESPN+)

Southeast Missouri at Tennessee Tech* (2), 1 p.m. (ESPN+)

Sunday, March 27

Austin Peay at Morehead State*, 12 p.m.

SIUE at Belmont*, 1 p.m.

Eastern Illinois at Tennessee State*, 1 p.m. (ESPN+)

UT Martin at Murray State*, 1 p.m.

Southeast Missouri at Tennessee Tech*, 1 p.m. (ESPN+)



pitch for the winning run. SEMO beat a Big Ten opponent for the first time in 21 years. Its last win over a Big Ten school was in 2001 (vs. Indiana).

Back-to-Back Champions

Preseason Ohio Valley Conference favorite and reigning back-to-back regular-season champion Southeast Missouri has won 26 of its last 32 games in league play. SEMO is 26-6 in that span with a program record 23 conference wins in 2021 (23-6). The Redhawks posted nine series wins against league opponents since the start of the 2021 campaign.

Pena Hits First Career Home Run

Infielder Chelsy Pena hit her first career home run as part of Southeast Missouri's four-home run second inning vs. Tennessee State (Mar. 20). Pena has played in a total of 108 games during her Redhawk career.

.400 or Better

Kaylee Anderson ranks third in the Ohio Valley Conference with a .438 batting average through 24 games. Anderson is one of five players in the conference hitting .400 or better. Austin Peay's Lexi Osowski (.458), UT Martin's Kaci Fuller (.452), Belmont's Baie Ensio (.431) and Tennessee Tech's Mackenzie Fitzgerald (.400) are the others.

Grand Slam for Halliwill

Center fielder Paige Halliwill hit her first career grand slam vs. Missouri State (Mar. 13). Halliwill's first career home run was part of a six-run first inning for the Redhawks in that game.

800th NCAA Division I Win

Southeast Missouri picked up its 800th win as an NCAA Division I program when it beat Kansas City, 7-1, on Mar. 15. SEMO first moved to the Division I ranks in 1991-92. The Redhawks are 804-780-2 all-time as an NCAA Division I program.

Every Game Starters

Kaylee Anderson, Alyson Tucker and Paige Halliwill have started all 24 games for Southeast Missouri this season. Anderson made 23 starts in right field and one as designated hitter. Halliwill started every game

in center field. And, Tucker made all of her starts at shortstop.

62-Straight

Alyson Tucker made 65 consecutive starts at shortstop. Tucker is hitting .309 as Southeast Missouri's fifth-leading hitter this year.

Program Record

In Ohio Valley Conference play last season, Southeast Missouri collected a program record 23 wins. SEMO finished with a 23-6 record against league foes. The Redhawks posted eight series wins in OVC action during the 2021 campaign.

Redhawks Win Purple & Gold Challenge

Southeast Missouri won the Lipscomb Purple & Gold Challenge with a 4-1 record last week. Southeast Missouri beat Charleston, 5-4, 3-2, defeated tournament host Lipscomb, 7-1, and took care of Dayton, 10-6. It was SEMO's first tournament win of the season.

Tournament Play Wrap

The Redhawks went 9-9 in tournament play this season. Southeast Missouri went 0-3 at the Jayhawk Invitational (Mar. 13-14), 3-2 at the Lion Classic (Feb. 11-13) in Hammond, Louisiana, 2-3 at the Hilltopper Classic (Feb. 18-20) in Bowling Green, Kentucky and 4-1 at the Purple & Gold Challenge (Mar. 4-6) in Nashville, Tennessee. SEMO won the Purple & Gold Challenge.

Touch 'Em All Wrigley

Kynzie Wrigley became the fifth Redhawk to hit a home run this season when she smashed her first round-tripper at Kansas City (Mar. 15). The homer marked the third of Wrigley's career. Kaylee Anderson, Aubrie Shore, Alyson Tucker and Paige Halliwill also homered for Southeast Missouri this year.

Holman Returns

Right-hander Paytience Holman returned from injury at the Purple & Gold Challenge (Mar. 4-6). Holman went 1-1 with a 1.05 ERA and one save in three appearances and two starts. She struck out nine in 13.1 innings, allowing just two earned runs. Holman threw a complete game victory with four strikeouts in her first start of the season at Lipscomb (Mar. 4).

Midweek Games

Southeast Missouri is 2-1 so far in midweek games this season. SEMO beat Kansas City (7-1) and Iowa (4-3) on Mar. 15, and fell to Ole Miss (7-4) on Mar. 2. All of those games were away from home.

Rook Throws No-Hitter

Rachel Rook threw a no-hitter and struck out 12 to lead Southeast Missouri to a 6-0 win over Central Michigan (Feb. 18). At the time, Rook tossed the ninth non-combined no-hitter in NCAA Division I softball this season. She retired 20-straight prior to Shannon Stein's two-out walk in the top of the seventh inning. Stein was CMU's only baserunner of the game as Rook was perfect through 6.2 frames. She recorded the second-no-hitter of her career and first seven-inning no-hitter as a Redhawk.

OVC Pitcher of the Week

Rachel Rook was voted Ohio Valley Conference Pitcher of the Week on Feb. 21. A native of Republic, Missouri, Rook threw a no-hitter with 12 strikeouts in Southeast Missouri's win over Central Michigan (Feb. 18). She tossed two complete games and struck out 25 in 19 innings en route to going 2-1 at the Western Kentucky Hilltopper Classic (Feb. 18-20).

Division I Debuts

Tori Bradley, Aubrie Shore, Sydney Dennis, Tatum Gerwitz, Kileigh Grisham and Delaney Kell made their NCAA Division I softball debuts with Southeast Missouri this season. Shore (2nd) and Bradley (3rd) are currently among SEMO's top three hitters with .340 and .319 batting averages. Shore has started 20 games as a freshman thus far.

Over 10 Strikeouts

Rachel Rook had double-digit strikeouts in four of her starts this season. Rook matched a career-high 15 vs. Nicholls (Feb. 13). She also had 12 strikeouts against both Alabama A&M (Feb. 11) and Central Michigan (Feb. 18), and 13 vs. Tennessee State (Mar. 19). Rook is the Ohio Valley Conference's strikeout leader with 103 through 17 appearances and 13 starts.



SOUTHEAST MISSOURI SOFTBALL NOTES // TENNESSEE TECH

Numerical

No.	Name	Pos.	Ht.	B/T	Cl.	Hometown (High School/College)
1	Jillian Anderson	OF	5-4	L/L	So.	Rochester, Ill. (Rochester)
2	Paige Halliwill	OF	5-7	L/L	So.	Mogadore, Ohio (Mogadore/Marshall)
3	Kimmy Fleming	OF	5-7	L/R	So.	Park Hills, Mo. (Central)
4	Alyson Tucker	INF	5-5	R/R	Jr.	Farmington, Mo. (Farmington/Jefferson College)
5	Kileigh Grisham	INF	5-7	R/R	R-Fr.	Eureka, Mo. (Eureka)
6	Marisa Davis	P	5-4	L/L	Jr.	Kansas City, Mo. (Lee's Summit North)
7	Karsyn Davis	C	5-11	R/R	So.	Harrisburg, Ill. (Harrisburg)
8	Sydney Melton	C	5-8	R/R	Fr.	Eddyville, Ky. (Lyon County)
9	Rachel Rook	P	5-11	R/R	Sr.	Republic, Mo. (Republic)
10	Tatum Gerwitz	OF	5-9	L/R	Fr.	O'Fallon, Mo. (Fort Zumwalt West)
11	Tori Bradley	C	5-7	L/R	Fr.	Blue Springs, Mo. (Blue Springs South)
12	Emma Rote	P/UT	6-0	R/R	Fr.	Broken Arrow, Okla. (Broken Arrow)
14	Kaylee Anderson	OF/P	5-7	R/R	Sr.	Warrenton, Mo. (Warrenton)
15	Delaney Kell	P	5-6	R/R	Fr.	Salem, Ill. (Salem)
16	Abigail Rickermann	INF	5-6	L/R	So.	Festus, Mo. (Festus)
17	Kelby Robinson	OF	5-6	L/R	So.	Wentzville, Mo. (Holt)
18	Sydney Dennis	INF	5-5	L/R	Fr.	Eureka, Mo. (Eureka)
19	Paytience Holman	P	5-8	R/R	So.	Mexico, Mo. (Mexico)
20	Kat Sackett	C	6-0	L/L	So.	Erie, Colo. (Erie/Marshall)
21	Chelsy Pena	C	5-6	R/R	Jr.	Columbia, Ill. (Columbia)
24	Kynzie Wrigley	INF	5-3	L/R	So.	Mt. Zion, Ill. (Mt. Zion)
26	Aubrie Shore	INF	5-6	R/R	Fr.	Mahomet, Ill. (Mahomet-Seymour)

Alphabetical

No.	Name	Pos.	Ht.	B/T	Cl.	Hometown (High School/College)
1	Jillian Anderson	OF	5-4	L/L	So.	Rochester, Ill. (Rochester)
14	Kaylee Anderson	OF/P	5-7	R/R	Sr.	Warrenton, Mo. (Warrenton)
11	Tori Bradley	C	5-7	L/R	Fr.	Blue Springs, Mo. (Blue Springs South)
7	Karsyn Davis	C	5-11	R/R	So.	Harrisburg, Ill. (Harrisburg)
6	Marisa Davis	P	5-4	L/L	Jr.	Kansas City, Mo. (Lee's Summit North)
18	Sydney Dennis	INF	5-5	L/R	Fr.	Eureka, Mo. (Eureka)
3	Kimmy Fleming	OF	5-7	L/R	So.	Park Hills, Mo. (Central)
10	Tatum Gerwitz	OF	5-9	L/R	Fr.	O'Fallon, Mo. (Fort Zumwalt West)
5	Kileigh Grisham	INF	5-7	R/R	R-Fr.	Eureka, Mo. (Eureka)
2	Paige Halliwill	OF	5-7	L/L	So.	Mogadore, Ohio (Mogadore/Marshall)
19	Paytience Holman	P	5-8	R/R	So.	Mexico, Mo. (Mexico)
15	Delaney Kell	P	5-6	R/R	Fr.	Salem, Ill. (Salem)
8	Sydney Melton	C	5-8	R/R	Fr.	Eddyville, Ky. (Lyon County)
21	Chelsy Pena	C	5-6	R/R	Jr.	Columbia, Ill. (Columbia)
16	Abigail Rickermann	INF	5-6	L/R	So.	Festus, Mo. (Festus)
17	Kelby Robinson	OF	5-6	L/R	So.	Wentzville, Mo. (Holt)
9	Rachel Rook	P	5-11	R/R	Sr.	Republic, Mo. (Republic)
12	Emma Rote	P/UT	6-0	R/R	Fr.	Broken Arrow, Okla. (Broken Arrow)
20	Kat Sackett	C	6-0	L/L	So.	Erie, Colo. (Erie/Marshall)
26	Aubrie Shore	INF	5-6	R/R	Fr.	Mahomet, Ill. (Mahomet-Seymour)
4	Alyson Tucker	INF	5-5	R/R	Jr.	Farmington, Mo. (Farmington/Jefferson College)
24	Kynzie Wrigley	INF	5-3	L/R	So.	Mt. Zion, Ill. (Mt. Zion)

Head Coach: Mark Redburn (Eighth Year/Missouri-St. Louis, 1993)

Assistant Coaches: Kristen Jones (Seventh Year/Augusta State, 2012); Matthew Guemmer (Third Year, Missouri, 2013)

Volunteer Assistant Coach: Ashley Ellis

Student Manager: Addison McMahan

Roster Breakdown

Total Squad Members	22
Seniors	2
Juniors	3
Sophomores	9
Freshmen	8

Pronunciation Guide

Tatum Gerwitz	GURR-witz
Emma Rote	Wrote

Geographical Breakdown

Colorado	1
Kat Sackett	
Illinois	6
Jillian Anderson, Karsyn Davis, Delaney Kell, Chelsy Pena, Aubrie Shore, Kynzie Wrigley	
Kentucky	1
Sydney Melton	
Missouri	12
Kaylee Anderson, Tori Bradley, Marisa Davis, Sydney Dennis, Kimmy Fleming, Tatum Gerwitz, Kileigh Grisham, Paytience Holman, Abigail Rickermann, Kelby Robinson, Rachel Rook, Alyson Tucker	
Ohio	1
Paige Halliwill	
Oklahoma	1
Emma Rote	





1

Jillian Anderson
OF / 5-4 / So. / L/L
Rochester, Ill.



2

Paige Halliwill
OF / 5-7 / So. / L/L
Edwardsville, Ill.



3

Kimmy Fleming
OF / 5-7 / So. / L/R
Park Hills, Mo.



4

Alyson Tucker
INF / 5-5 / Jr. / R/R
Farmington, Mo.



5

Kileigh Grisham
INF / 5-7 / R-Fr. / R/R
Eureka, Mo.



6

Marisa Davis
P / 5-4 / Jr. / L/L
Kansas City, Mo.



7

Karsyn Davis
C / 5-11 / So. / R/R
Harrisburg, Ill.



8

Sydney Melton
C / 5-8 / Fr. / R/R
Eddyville, Ky.



9

Rachel Rook
P / 5-11 / Sr. / R/R
Republic, Mo.



10

Tatum Gerwitz
OF / 5-9 / Fr. / L/R
O'Fallon, Mo.



11

Tori Bradley
C / 5-7 / Fr. / L/R
Blue Springs, Mo.



12

Emma Rote
P/UT / 6-0 / Fr. / R/R
Broken Arrow, Okla.



14

Kaylee Anderson
OF/P / 5-7 / Sr. / R/R
Warrenton, Mo.




15

Delaney Kell
P / 5-8 / Fr. / R/R
Salem, Ill.



16

Abigail Rickermann
INF / 5-6 / So. / L/R
Festus, Mo.



17

Kelby Robinson
OF / 5-6 / So. / L/R
Wentzville, Mo.




18

Sydney Dennis
INF / 5-5 / Fr. / L/R
Eureka, Mo.



19

Paytience Holman
P / 5-8 / So. / R/R
Mexico, Mo.



20

Kat Sackett
C / 6-0 / So. / L/L
Erie, Colo.



21

Chelsy Pena
C / 5-6 / Jr. / R/R
Columbia, Ill.



24

Kynzie Wrigley
INF / 5-3 / So. / L/R
Mt. Zion, Ill.



26


Aubrie Shore
INF / 5-6 / Fr. / R/R
Mahomet, Ill.




Mark Redburn
Head Coach
Seventh Year



Kristen Jones
Assistant Coach
Sixth Year




Matthew Guemmer
Assistant Coach
Second Year



Ashley Ellis
Volunteer Assistant
Coach



Addison McMahan
Student Manager



Michael Hair
Athletic Trainer



MARK REDBURN

HEAD COACH

Mark Redburn enters his eighth year at Southeast Missouri which is coming off back-to-back Ohio Valley Conference regular-season titles and one OVC Tournament crown since 2019.

In the last two plus seasons, the Redhawks put together an overall record of 121-60 and 55-18 mark in OVC play. In seven years with Redburn at the helm, SEMO has produced one NFCA All-American, seven NFCA All-Region selections, 16 All-OVC picks, one OVC Player of the Year, one OVC Pitcher of the Year, one OVC Tournament Most Valuable Player and two CoSIDA Academic All-Americans.

Last year, Redburn guided the Redhawks to their third 30-win campaign in four seasons. SEMO finished 30-17 overall and registered a program

record 23 OVC wins en route to its second-straight regular-season conference title. The Redhawks headed into the OVC Tournament as the No. 1 seed and ended the year with a pair of one-run losses to Eastern Kentucky.

SEMO led the league in on-base percentage (.369), opposing batting average (.213), strikeouts looking (69), saves (8), fewest hits allowed (247), fewest runs allowed (139) and fewest earned runs allowed (121).

All of the Redhawks success during the 2021 campaign culminated with Redburn claiming his second-straight OVC Coach of the Year honor. Additionally, Rachel Rook was tabbed OVC Pitcher of the Year becoming only the second player in program history to win the coveted award.

Offensively, SEMO outscored its opponents by a +100 (165-65) margin in conference games. The Redhawks' 165 runs were the most scored by any OVC team in conference play.

The year before in 2020, SEMO was off to a great start and had all the makings for a big season, but a global COVID-19 pandemic abruptly shut things down only 17 games in.

The Redhawks won nine in a row and posted a 9-1 record in their first 10 games of the season. SEMO finished with an overall record of 12-5 and did not get a chance to play any OVC games when play was cancelled.

Although the 2020 season lasted just 23 days (Feb. 14-Mar. 8), the Redhawks accomplished a lot in a short amount of time.

SEMO led the OVC in slugging percentage (.528), on-base

percentage (.411), triples (14), stolen bases (41), hits allowed (84) and earned runs allowed (40). The Redhawks also rated second in the league in batting average (.310), home runs (19), opposing batting average (.204), runs allowed (51), stolen bases per game (2.4) and triples per game (0.8).

Nationally, SEMO was among the top 25 in triples per game (2nd), stolen bases per game (8th, 2.4), scoring (16th, 6.7), slugging percentage (21st) and on-base percentage (24th).

Individually, Rachel Anderson led the OVC in batting average (.480), slugging percentage (.880), on-base percentage (.541) and triples (5) following a season that culminated with her winning the league's Player of the Year honor. Anderson, who didn't strike out all year, capped her 2020 campaign as



only the sixth player in program history to claim First-Team CoSIDA Academic All-America accolades.

Pitcher Rachel Rook was atop the OVC in earned run average (0.70) and opposing batting average (.119), while Ashley Ellis ended the year as the league's leader in home runs (8).

Redburn guided SEMO to its first OVC regular-season and tournament championship, and NCAA Regional appearance in 20 years the year before that in 2019.

What a year 2019 was for SEMO which set an all-time program record with 46 wins, the only 40-win season in the school's entire NCAA Division I era. The Redhawks went 46-18 overall and 17-5 in the OVC before going 1-2 at the NCAA Regional in Oxford, Mississippi.

SEMO had so much to celebrate over the course of its magical 2019 campaign.

Redburn and his staff were honored as the National Fastpitch Coaches Association (NFCA) Mid-east Region Coaching Staff of the Year. For Redburn himself, he was voted OVC Coach of the Year for the first time in his career.

Four players earned All-OVC honors, three claimed NFCA All-Region accolades and one garnered NFCA All-America distinction. Outfielder Rachel Anderson became SEMO's first All-American in 28 years and the program's first All-American in the NCAA Division I tenure. TEAM 43 was also recognized by the NFCA for achieving the fourth highest grade point average among all NCAA Division I schools. SEMO

recorded a team GPA of 3.678 with 17 players securing NFCA All-America Scholar-Athlete honors.

Redburn certainly has the Redhawks trending in the right direction as his teams averaged nearly 40 wins (39.5) in the last two seasons alone. SEMO put together a 79-38 (.678) record and went 32-12 (.727) in conference play over that span.

Statistically, SEMO's 2019 team broke a total of 17 single-season records in slugging percentage (.510), on-base percentage (.382), game played (64), runs (363), hits (501), home runs (74), RBI (318), total bases (850), walks (180), stolen bases (89), stolen base attempts (117), wins (46), saves (11), batters struck out (331), batters struck out looking (90), innings pitched (414) and putouts (1242).

In 19 years as an NCAA Division I head coach, Division I assistant coach and National Junior College Athletic Association (NJCAA) head coach, Redburn has made 13 postseason appearances which include one NCAA Women's College World Series, two NCAA Super-Regionals, four NCAA Regionals and two NJCAA National Tournaments.

In 2018, the Redhawks finished at 33-20 overall and fourth in the OVC with a 15-7 mark. SEMO locked down its first winning campaign in seven years.

The Redhawks heated up to win 11 of their final 14 regular-season games and advanced to the eight-team OVC Tournament.

SEMO's 2018 club finished with a 74 RPI among the nation's

296 NCAA Division I softball teams, quite a jump from its 173 ranking in 2017. The Redhawks collected eight doubleheader sweeps along the way.

Defensively, SEMO improved tremendously. After ranking eighth in the OVC in fielding percentage a year ago, the Redhawks were the league's second-best fielding team in 2018. SEMO had 43 errors and committed 16 less than it did in 2017. The Redhawks went error free in 25 games equating to 47 percent of their entire season.

The year before that, SEMO finished the 2017 campaign among the school's top single-season leaders in slugging percentage (6th, .427), on-base percentage (5th, .356), triples (4th, 21), home runs (9th, 31), total bases (9th, 567), stolen bases (2nd, 65), stolen base attempts (1st, 88), opponent batting average (7th, .282), strikeouts/7 innings (7th, 4.17), strikeouts (10th, 194), strikeouts looking (3rd, 61) fewest doubles allowed (8th, 49), fielding percentage (8th, .960), fewest errors (7th, 59) and fewest stolen bases against (3rd, 38).

Redburn picked up his 200th career victory when SEMO beat Austin Peay, 7-4, on Apr. 30, 2016. His 2016 club



■ The Redburn File

Experience:
20th Year (Eighth at SEMO)

Hometown:
St. Charles, Mo.

Birthdate:
April 19, 1967

Alma Mater:
Missouri-St. Louis, 1993

Education:
B.S. Special Education (Missouri-St. Louis)
Master's Higher Education in Athletics/
Activities Administration (William Woods)

Date Hired:
June 26, 2014

Family:
Wife - Tracy
Children - Joe, Jack

Coaching Experience:
St. Charles CC, Head Coach, 2002-04
Jefferson College, Head Coach 2005-06
Missouri, Assistant Coach, 2007-09
Evansville, Head Coach, 2010-14
Southeast Missouri, Head Coach, 2015-pr.



ranked among the school's top-10 teams in doubles (6th, 69), stolen bases (3rd, 58), walks (8th, 138), home runs (6th, 35) and slugging percentage (6th, .412).

In his first season, Redburn led the Redhawks to an overall record of 19-27 and 12-12 in OVC play during 2015. His 19 victories came after SEMO won no more than 15 games in each of the previous two seasons. Redburn's first club at Southeast also had 12 OVC wins, a +9 increase from the 2014 campaign. In addition, the Redhawks made the OVC Tournament, snapping a streak of three years where they missed the event.

Not only did Redburn earn his 100th career NCAA Division I win in his inaugural season with the Redhawks, but he coached three All-OVC selections and one NFCA All-Region honoree.

Statistically, SEMO finished among the top-five OVC teams in batting average (3rd), slugging percentage (5th), on-base percentage (5th) and hits (5th). The 2015 Redhawks also broke two single-season records with Kayla Fortner in home runs and single-game mark and set a single-game school record with six home runs, as well.

Academically, the Redhawks accumulated a 3.35 grade point average during the 2014-15 academic year as a total of nine players earned NFCA All-America Scholar-Athlete status for achieving a 3.5 or higher GPA.

Redburn coached a total of four first-team All-OVC selections, three second-

team All-OVC picks, one OVC Freshman of the Year, three NFCA All-Region honorees and three OVC All-Newcomer selections in his first four years as SEMO's head coach.

The fourth head coach in Redhawk softball history, Redburn won 90 games in five years as head coach at the University of Evansville before accepting the job at Southeast on June 26, 2014.

In 2014, Redburn coached a UE team with five starters that were underclassmen, including four freshmen and one sophomore. The Purple Aces achieved their highest batting average since 2007. Additionally, UE had a freshman lead the team in stolen bases and home runs.

Despite a season that allowed 53 games, the 2013 team had its best season in Redburn's five years at UE. Entering the Missouri Valley Conference Tournament as the No. 7 seed, the Purple Aces beat the No. 6, No. 3 and No. 2 seeds to make their first MVC Championship appearance since 2003. UE finished second with three players garnering All-Tournament team honors.

The 2013 campaign resulted in the most overall wins in a season since 2008 and the best regular-season and conference tournament finish since Redburn's arrival. UE continued its aggressive baserunning with 89 stolen bases, ranking second in the MVC. The pitching staff also rated fourth in the conference.

Redburn's 2012 club saw improvement as well, winning

more games than it had the previous season. The Purple Aces stole 79 bases and had two all-conference and one National Fastpitch Coaches Association All-Region selection that year. In 2011, Redburn exposed a young and inexperienced team to some of the top programs in the nation as UE played one of its most difficult schedules. Tennessee, Georgia Tech, Missouri, Ohio State, Texas Tech, South Alabama and Chattanooga were among the stiff competition.

Redburn quickly started to transform the UE program during his first year in 2010. The Purple Aces secured a berth in the MVC Tournament after winning 10 conference games. UE led the MVC with 31 doubles and hit 36 home runs, while producing two all-conference picks.

Academically, Redburn's teams consistently enjoyed success. In fact, each of his last four UE teams accumulated a 3.1 or higher grade point average. He had several student-athletes obtain over a 3.5 GPA and earn academic recognition along the way.

Prior to UE, Redburn spent three years as an assistant coach at the University of Missouri working primarily with the pitchers and catchers, and serving as recruiting coordinator.

He was part of a coaching staff that compiled an overall record of 137-53. The Tigers registered a school record for victories (50), won the Big 12 Conference Tournament, won their Regional and defeated host

UCLA in the Super Regional to advance to the College World Series in 2009. Overall, Redburn coached four all-conference pitchers, including USA National Team Pitcher Chelsea Thomas at Missouri.

Redburn began his collegiate coaching career as head coach at St. Charles (Mo.) Community College from 2001-04. He led the 2003 team to its first Region 16 championship and a seventh-place finish at the National Junior College Athletic Association Division I National Tournament. His 2004 squad set a school record with 33 victories.

Following his stay at St. Charles CC, Redburn spent two seasons as head coach of the new softball program at Jefferson College. In the program's first year of competition, 2006, he led Jefferson to a 49-16 record, Region 16 championship and ninth-place finish at the NJCAA Division I National Tournament. Redburn was honored as the Midwest Community College Athletic Conference Coach of the Year following that season.

A native of St. Charles, Missouri, Redburn graduated from the University of Missouri-St. Louis in 1993 and received his master's degree in Athletics/Activities Administration from William Woods University.

He and his wife, Tracy, have two sons, Joe and Jack.



Redburn's Year-by-Year Records

Year	School	Assignment	Record	Conference Finish	Postseason
2002	St. Charles CC	Head Coach	16-21	3rd	Region XVI Runner-Up
2003	St. Charles CC	Head Coach	26-21	2nd	Region XVI Champions 7th NJCAA National Tournament
2004	St. Charles CC	Head Coach	33-16	1st	3rd in Region XVI
2005	Jefferson College	Head Coach	-	Program Preparation Year	-
2006	Jefferson College	Head Coach	49-16	1st Region 16	-
2007	Missouri	Assistant Coach	40-23, 13-4	3rd Big 12	-
2008	Missouri	Assistant Coach	47-17, 11-6	3rd Big 12	-
2009	Missouri	Assistant Coach	50-12, 12-6	2nd Big 12	1st Big 12 Tournament NCAA Midwest Regional Champions NCAA Super Regional Champions 8th in College World Series
2010	Evansville	Head Coach	18-34, 10-16	7th MVC	-
2011	Evansville	Head Coach	12-42, 6-21	9th MVC	-
2012	Evansville	Head Coach	18-37, 8-19	8th MVC	-
2013	Evansville	Head Coach	23-30, 11-12	7th MVC	2nd MVC Tournament
2014	Evansville	Head Coach	19-32, 7-19	10th MVC	-
2015	Southeast Missouri	Head Coach	19-27, 12-12	7th OVC	8th OVC Tournament
2016	Southeast Missouri	Head Coach	16-33, 10-17	10th OVC	-
2017	Southeast Missouri	Head Coach	23-27, 8-14	9th OVC	-
2018	Southeast Missouri	Head Coach	33-20, 15-7	4th OVC	7th OVC Tournament
2019	Southeast Missouri	Head Coach	46-18, 17-5	1st OVC	1st OVC Tournament 3rd NCAA Regional
2020*	Southeast Missouri	Head Coach	12-5	-	-
2021	Southeast Missouri	Head Coach	30-17, 23-6	1st OVC	2nd OVC Tournament
2022	Southeast Missouri	Head Coach	14-10	-	-

* Season ended due to a global COVID-19 pandemic

Overall Year as a Head Coach: 18th

Record at Southeast Missouri, 193-157, 88-61 Ohio Valley Conference (8 years)

Record at Evansville, 90-175, 42-87 Missouri Valley Conference (5 years)

Record at Jefferson College, 49-16 (1 year)

Record at St. Charles CC: 75-58 (3 years)

Record as Assistant Coach at Missouri: 137-52 (3 years)

Redburn by the Numbers

- 85 OVC Commissioner's Honor Roll Selections
- 26 NFCA All-America Scholar-Athletes
- 20+ Academic All-Americans
- 11 NJCAA All-Region 16 Players
- 18 OVC Medal of Honor Recipients
- 9 First-Team All-OVC Selections
- 6 All-MVC Players
- 6 MVC Scholar-Athletes
- 8 OVC Players of the Week
- 5 All-Americans
- 6 NFCA All-Region Selections
- 6 OVC Pitchers of the Week
- 4 MCCAC All-Conference Players
- 5 OVC All-Newcomer Selections
- 3 MVC Players of the Week
- 2 Second-Team All-OVC Selections
- 1 OVC Player of the Year
- 1 OVC Freshman of the Year
- 1 OVC Pitcher of the Year

Coaching Honors

- 2021 OVC Coach of the Year
- 2019 OVC Coach of the Year
- 2019 NFCA Midwest Region Coaching Staff of the Year
- 2009 Midwest Coaching Staff of the Year
- 2006 Region 16 and MCCAC Coach of the Year
- 2003 Region 16 Coach of the Year



2022 Statistics

Record: 14-10 Home: 3-0 Away: 2-7 Neutral: 9-3 OVC: 3-0

Player	avg	gp-gs	ab	r	h	2b	3b	hr	rbi	tb	slg%	bb	hp	so	gdp	ob%	sf	sh	sb-att	po	a	e	fld%
14 ANDERSON, Kaylee	.438	24-24	64	22	28	6	0	4	14	46	.719	10	2	10	0	.526	0	0	4-5	19	4	0	1.000
10 GERWITZ, Tatum	.343	23-10	35	6	12	1	0	0	3	13	.371	4	0	10	0	.410	0	0	1-1	12	2	0	1.000
26 SHORE, Aubrie	.328	23-22	58	12	19	4	1	4	19	37	.638	7	0	5	0	.394	1	0	1-2	98	2	4	.962
21 PENA, Chelsy	.316	21-14	38	13	12	2	0	1	8	17	.447	3	0	5	0	.366	0	0	0-0	12	13	5	.833
4 TUCKER, Alyson	.309	24-24	55	16	17	3	1	1	9	25	.455	11	1	8	1	.433	0	2	3-3	26	30	4	.933
24 WRIGLEY, Kynzie	.298	22-19	47	17	14	3	0	2	14	23	.489	5	2	9	0	.389	0	0	3-3	18	23	3	.932
11 BRADLEY, Tori	.294	22-15	51	6	15	3	1	0	6	20	.392	5	1	10	0	.368	0	0	0-0	31	1	1	.970
20 SACKETT, Kat	.283	23-20	60	11	17	2	0	2	14	25	.417	2	2	5	0	.328	0	1	0-0	73	6	5	.940
1 ANDERSON, Jillian	.270	12-12	37	9	10	2	0	0	6	12	.324	5	1	7	0	.364	1	0	3-5	17	2	0	1.000
2 HALLIWILL, Paige	.238	24-24	63	13	15	3	0	4	18	30	.476	1	5	13	0	.300	1	3	2-2	41	1	0	1.000
18 DENNIS, Sydney	.152	22-15	46	4	7	0	0	0	6	7	.152	2	0	7	0	.180	2	0	2-2	25	29	2	.964

16 RICKERMANN, Abigail	.360	19-3	25	2	9	0	1	0	2	11	.440	0	1	3	0	.385	0	0	0-2	8	8	0	1.000
3 FLEMING, Kimmy	.333	4-0	3	0	1	0	0	0	0	1	.333	1	0	0	0	.500	0	0	0-0	0	0	0	.000
8 MELTON, Sydney	.250	8-3	12	0	3	1	0	0	4	4	.333	1	1	0	0	.357	0	0	0-0	8	0	0	1.000
7 DAVIS, Karsyn	.200	13-8	20	1	4	0	0	0	3	4	.200	3	0	4	0	.304	0	0	0-0	50	2	2	.963
17 ROBINSON, Kelby	.056	17-3	18	2	1	0	0	0	0	1	.056	0	0	2	0	.056	0	0	2-3	7	1	0	1.000
5 GRISHAM, Kileigh	.000	15-0	3	6	0	0	0	0	0	0	.000	1	0	3	0	.250	0	0	2-2	2	0	0	1.000
15 KELL, Delaney	.000	1-0	0	0	0	0	0	0	0	0	.000	0	0	0	0	.000	0	0	0-0	1	1	0	1.000
Totals	.290	24	635	140	184	30	4	18	126	276	.435	61	16	101	1	.364	5	6	23-30	455	148	26	.959
Opponents	.240	24	580	98	139	14	2	24	87	229	.395	55	14	150	0	.318	5	17	19-25	455	167	30	.954

LOB - Team (132), Opp (122). DPs turned - Team (4), Opp (7).

(All games Sorted by Earned run avg)

Player	era	w-l	app	gs	cg	sho	sv	ip	h	r	er	bb	so	2b	3b	hr	b/avg	wp	hp	bk	sfa	sha
19 HOLMAN, Paytience	2.75	3-2	8	4	2	1/0	1	28.0	23	12	11	6	20	3	0	4	.221	2	0	0	0	5
6 DAVIS, Marisa	2.79	2-2	12	6	0	0/0	0	37.2	38	28	15	21	22	2	2	2	.248	1	7	0	1	5
9 ROOK, Rachel	3.21	8-4	17	13	7	2/0	0	76.1	59	43	35	22	103	5	0	13	.213	14	5	0	3	7

14 ANDERSON, Kaylee	3.94	1-1	3	0	0	0/0	0	5.1	7	3	3	1	4	1	0	0	.304	0	0	0	0	0
15 KELL, Delaney	19.25	0-1	3	1	0	0/0	0	4.0	12	11	11	4	1	3	0	5	.545	1	1	0	1	0
26 SHORE, Aubrie	21.00	0-0	2	0	0	0/0	0	0.1	0	1	1	1	0	0	0	0	.000	0	1	0	0	0
Totals	3.51	14-10	24	24	9	3/0	1	151.2	139	98	76	55	150	14	2	24	.240	18	14	0	5	17
Opponents	4.89	10-14	24	24	7	3/0	0	151.2	184	140	106	61	101	30	4	18	.290	8	16	0	5	6

PB - Team (4), SACKETT 2, MELTON 1, GERWITZ 1, Opp (3). SBA/ATT - SACKETT (10-14), M. DAVIS (7-10), K. DAVIS (7-8), ROOK (7-8), HOLMAN (2-4), K. ANDERSON (2-2), BRADLEY, T. (2-2), GERWITZ (0-1), KELL (1-1).



2022 Results

Date	Opponent	Score	Inns	Overall	OVC	Pitcher of record	Attend	Time
! 02-11-22	vs Alabama A&M	w 13-0	5	1-0-0	0-0-0	ROOK (W 1-0)	107	1:35
! 02-11-22	at Southeastern	L 2-6	7	1-1-0	0-0-0	M. DAVIS (L 0-1)	329	1:49
! 02-12-22	vs Nicholls	w 13-5	5	2-1-0	0-0-0	K. ANDERSON (W 1-0)	203	1:46
! 02-12-22	at Southeastern	L 5-6	7	2-2-0	0-0-0	ROOK (L 1-1)	263	1:55
! 02-13-22	vs Nicholls	w 5-2	7	3-2-0	0-0-0	ROOK (W 2-1)	152	1:47
@ 02-18-22	vs Central Michigan	w 6-0	7	4-2-0	0-0-0	ROOK (W 3-1)	37	1:52
@ 02-18-22	vs Bellarmine	L 3-4	7	4-3-0	0-0-0	K. ANDERSON (L 1-1)	71	2:10
@ 02-19-22	at WKU	L 3-4	(8)	4-4-0	0-0-0	KELL (L 0-1)	251	2:35
@ 02-19-22	vs Central Michigan	w 12-4	5	5-4-0	0-0-0	ROOK (W 4-1)	57	1:56
@ 02-20-22	at WKU	L 4-5	7	5-5-0	0-0-0	ROOK (L 4-2)	257	1:44
03-02-22	at Ole Miss	L 4-7	7	5-6-0	0-0-0	ROOK (L 4-3)	207	2:14
\$ 03-04-22	vs Charleston	w 5-4	(11)	6-6-0	0-0-0	ROOK (W 5-3)	147	2:41
\$ 03-04-22	at Lipscomb	w 7-1	7	7-6-0	0-0-0	HOLMAN (W 1-0)	205	2:07
\$ 03-05-22	vs Charleston	w 3-2	7	8-6-0	0-0-0	M. DAVIS (W 1-1)	117	1:49
\$ 03-05-22	vs Dayton	w 10-6	7	9-6-0	0-0-0	ROOK (W 6-3)	146	2:02
\$ 03-06-22	at Lipscomb	L 0-2	7	9-7-0	0-0-0	HOLMAN (L 1-1)	287	1:28
^ 03-13-22	vs Missouri State	L 8-10	7	9-8-0	0-0-0	M. DAVIS (L 1-2)	0	2:45
^ 03-13-22	vs Wichita St	L 0-14	5	9-9-0	0-0-0	HOLMAN (L 1-2)	287	1:20
^ 03-14-22	at Kansas	L 0-8	5	9-10-0	0-0-0	ROOK (L 6-4)	319	1:17
03-15-22	at Kansas City Roos	w 7-1	7	10-10-0	0-0-0	HOLMAN (W 2-2)	100	2:05
03-15-22	vs Iowa	w 4-3	7	11-10-0	0-0-0	ROOK (W 7-4)	200	1:54
* 03-19-22	TENNESSEE STATE	w 9-1	6	12-10-0	1-0-0	ROOK (W 8-4)	212	1:47
* 03-20-22	TENNESSEE STATE-1	w 6-0	7	13-10-0	2-0-0	HOLMAN (W 3-2)	280	1:40
* 03-20-22	TENNESSEE STATE-2	w 11-3	5	14-10-0	3-0-0	M. DAVIS (W 2-2)	329	1:38

* = Conference game

! = Lion Classic (Hammond, La.)

@ = Hilltopper Classic (Bowling Green, Ky.)

\$ = Lipscomb Purple & Gold Challenge (Nashville, Tenn.)

^ = Jayhawk Invitational (Lawrence, Kan.)

() extra inning game

**2022 Season/Career Statistics**

Record: 14-10 Home: 3-0 Away: 2-7 Neutral: 9-3 OVC: 3-0

Player	SEASON													CAREER													
	Avg	G-GS	AB	R	H	2B	3B	HR	RBI	BB	Hbp	SO	Sb-Att	Avg	G-GS	AB	R	H	2B	3B	HR	RBI	BB	Hbp	SO	Sb-Att	
14 ANDERSON, Kaylee	.438	24-24	64	22	28	6	0	4	14	10	2	10	4-5	.308	154-124	373	93	115	19	2	22	77	24	15	56	19-21	
16 RICKERMANN, Abigail	.360	19-3	25	2	9	0	1	0	2	0	1	3	0-2	.257	54-9	70	11	18	0	1	0	4	3	1	10	1-4	
10 GERWITZ, Tatum	.343	23-10	35	6	12	1	0	0	3	4	0	10	1-1	.343	23-10	35	6	12	1	0	0	3	4	0	10	1-1	
26 SHORE, Aubrie	.328	23-22	58	12	19	4	1	4	19	7	0	5	1-2	.328	23-22	58	12	19	4	1	4	19	7	0	5	1-2	
21 PENA, Chelsy	.316	21-14	38	13	12	2	0	1	8	3	0	5	0-0	.200	108-52	165	26	33	7	0	1	23	14	1	20	3-5	
4 TUCKER, Alyson	.309	24-24	55	16	17	3	1	1	9	11	1	8	3-3	.296	65-65	152	33	45	7	1	5	21	22	4	27	6-6	
24 WRIGLEY, Kynzie	.298	22-19	47	17	14	3	0	2	14	5	2	9	3-3	.325	62-54	154	37	50	11	0	4	27	14	2	21	8-8	
11 BRADLEY, Tori	.294	22-15	51	6	15	3	1	0	6	5	1	10	0-0	.294	22-15	51	6	15	3	1	0	6	5	1	10	0-0	
20 SACKETT, Kat	.283	23-20	60	11	17	2	0	2	14	2	2	5	0-0	.283	23-20	60	11	17	2	0	2	14	2	2	5	0-0	
1 ANDERSON, Jillian	.270	12-12	37	9	10	2	0	0	6	5	1	7	3-5	.269	58-57	160	31	43	13	1	0	21	35	5	32	13-23	
8 MELTON, Sydney	.250	8-3	12	0	3	1	0	0	4	1	1	0	0-0	.250	8-3	12	0	3	1	0	0	4	1	1	0	0-0	
2 HALLIWILL, Paige	.238	24-24	63	13	15	3	0	4	18	1	5	13	2-2	.238	24-24	63	13	15	3	0	4	18	1	5	13	2-2	
7 DAVIS, Karsyn	.200	13-8	20	1	4	0	0	0	3	3	0	4	0-0	.247	54-36	93	6	23	3	1	2	15	7	0	14	0-0	
18 DENNIS, Sydney	.152	22-15	46	4	7	0	0	0	6	2	0	7	2-2	.152	22-15	46	4	7	0	0	0	6	2	0	7	2-2	
17 ROBINSON, Kelby	.056	17-3	18	2	1	0	0	0	0	0	0	2	2-3	.222	43-4	27	12	6	0	0	0	1	0	0	4	12-15	
3 FLEMING, Kimmy	.333	4-0	3	0	1	0	0	0	0	1	0	0	0-0	.282	53-11	71	14	20	3	0	0	3	7	0	7	7-9	
5 GRISHAM, Kileigh	.000	15-0	3	6	0	0	0	0	0	1	0	3	2-2	.000	15-0	3	6	0	0	0	0	0	1	0	3	2-2	
15 KELL, Delaney	.000	1-0	0	0	0	0	0	0	0	0	0	0	0-0	.000	1-0	0	0	0	0	0	0	0	0	0	0	0-0	
Totals	.290	24-24	635	140	184	30	4	18	126	61	16	101	23-30														
Opponents	.240	24-24	580	98	139	14	2	24	87	55	14	150	19-25														

(All games Sorted by Earned run avg)

Player	SEASON														CAREER													
	ERA	W-L	App	GS	CG	Sho	Sv	IP	H	R	ER	BB	SO	ERA	W-L	App	GS	CG	Sho	Sv	IP	H	R	ER	BB	SO		
19 HOLMAN, Paytience	2.75	3-2	8	4	2	1	1	28.0	23	12	11	6	20	2.86	12-12	40	27	10	6	2	154.1	140	77	63	46	107		
6 DAVIS, Marisa	2.79	2-2	12	6	0	0	0	37.2	38	28	15	21	22	3.14	7-3	57	8	0	0	3	113.2	113	68	51	45	78		
9 ROOK, Rachel	3.21	8-4	17	13	7	2	0	76.1	59	43	35	22	103	2.47	48-24	122	64	27	14	10	416.2	295	170	147	126	503		
14 ANDERSON, Kaylee	3.94	1-1	3	0	0	0	0	5.1	7	3	3	1	4	4.49	9-5	42	2	0	0	4	81.0	93	64	52	38	50		
15 KELL, Delaney	19.25	0-1	3	1	0	0	0	4.0	12	11	11	4	1	19.25	0-1	3	1	0	0	0	4.0	12	11	11	4	1		
26 SHORE, Aubrie	21.00	0-0	2	0	0	0	0	0.1	0	1	1	1	0	21.00	0-0	2	0	0	0	0	0.1	0	1	1	1	0		
Totals	3.51	14-10	24	24	9	3	1	151.2	139	98	76	55	150															
Opponents	4.89	10-14	24	24	7	3	0	151.2	184	140	106	61	101															

**Multiple-Hit Games**

Player	2	3	4	5+	Total
Kaylee Anderson	5	2	-	-	7
Paige Halliwill	5	-	-	-	5
Kynzie Wrigley	4	-	-	-	4
Tori Bradley	3	1	-	-	4
Aubrie Shore	3	1	-	-	4
Chelsy Pena	3	-	-	-	3
Tatum Gerwitz	3	-	-	-	3
Alyson Tucker	2	1	-	-	3
Jillian Anderson	2	-	-	-	2
Abigail Rickermann	2	-	-	-	2
Kat Sackett	2	-	-	-	2
Sydney Dennis	1	-	-	-	1

Multiple-RBI Games

Player	2	3	4	5+	Total
Kynzie Wrigley	5	1	-	-	6
Paige Halliwill	2	2	1	-	5
Kaylee Anderson	3	1	-	-	4
Kat Sackett	2	1	1	-	4
Aubrie Shore	1	2	1	-	4
Alyson Tucker	3	-	-	-	3
Sydney Melton	2	-	-	-	2
Jillian Anderson	2	-	-	-	2
Tori Bradley	2	-	-	-	2
Sydney Dennis	1	-	-	-	1
Karsyn Davis	1	-	-	-	1
Chelsy Pena	1	-	-	-	1

Inning-by-Inning Summary

Inning	SEMO	Opp.
First	41	12
Second	22	15
Third	20	24
Fourth	17	9
Fifth	16	19
Sixth	13	8
Seventh	7	7
Eighth	0	1
Ninth	1	1
Extra	3	2
Total	140	98

Inning-by-Inning Summary (OVC Games)

Inning	SEMO	Opp.
First	2	1
Second	12	0
Third	5	0
Fourth	1	0
Fifth	3	3
Sixth	3	0
Seventh	0	0
Extra	0	0
Total	26	4

Current Hitting Streaks

Player	Games	Started
Tatum Gerwitz	3	3/19

Current Reached Base Streaks

Player	Games	Started
Alyson Tucker	5	3/15

Career Multiple-Hit Games

Player	2	3	4	5+	Total
Kaylee Anderson	21	5	-	-	26
Kynzie Wrigley	13	1	-	-	14
Jillian Anderson	8	1	-	-	9
Alyson Tucker	6	2	-	-	8
Chelsy Pena	7	-	-	-	7
Paige Halliwill	5	-	-	-	5
Aubrie Shore	3	1	-	-	4
Tori Bradley	3	1	-	-	4
Karsyn Davis	3	-	-	-	3
Kimmy Fleming	3	-	-	-	3
Tatum Gerwitz	3	-	-	-	3
Abigail Rickermann	1	-	-	-	1
Kat Sackett	2	-	-	-	2
Sydney Dennis	1	-	-	-	1

Career Multiple-RBI Games

Player	2	3	4	5+	Total
Kaylee Anderson	14	4	2	-	20
Kynzie Wrigley	5	1	-	-	6
Jillian Anderson	3	2	-	-	5
Alyson Tucker	4	-	1	-	5
Paige Halliwill	2	2	1	-	5
Aubrie Shore	3	1	-	-	4
Chelsy Pena	4	-	-	-	4
Kat Sackett	2	1	1	-	4
Tori Bradley	2	-	-	-	2
Sydney Melton	2	-	-	-	2
Sydney Dennis	1	-	-	-	1
Karsyn Davis	1	-	-	-	1

1 Jillian Anderson**2022 Season-Highs**

At-Bats	4, 5x, last vs. Charleston (3/4/22)
Runs	3, vs. Nicholls (2/12/22)
Hits	2, 2x, last vs. Central Michigan (2/18/22)
Doubles	1, 2x, last vs. Nicholls (2/12/22)
Triples	-
Home Runs	-
RBI	2, 2x, last vs. Nicholls (2/12/22)
Stolen Bases	2, vs. Alabama A&M (2/11/22)

Career-Highs

At-Bats	4, 12x, last vs. Charleston (3/4/22)
Runs	3, 2x, last vs. Nicholls (2/12/22)
Hits	3, vs. Austin Peay (3/6/21)
Doubles	2, at Tennessee Tech (3/13/21)
Triples	1, at Belmont (3/21/21)
Home Runs	-
RBI	3, 2x, last at SIU Edwardsville (4/11/21)
Stolen Bases	2, vs. Alabama A&M (2/11/22)

14 Kaylee Anderson**2022 Season-Highs**

At-Bats	5, vs. Charleston (3/4/22)
Runs	2, 6x, last vs. Iowa (3/15/22)
Hits	3, 2x, last vs. Iowa (3/15/22)
Doubles	1, 6x, last vs. Iowa (3/15/22)
Triples	-
Home Runs	1, 4x, last vs. Tennessee State (3/20/22)
RBI	3, vs. Dayton (3/5/22)
Stolen Bases	1, 4x, last vs. Tennessee State (3/20/22)

Hitting Career-Highs

At-Bats	5, 4x, last vs. Charleston (3/4/22)
Runs	3, 3x, last at Jacksonville State (5/13/21)
Hits	3, 5x, last vs. Iowa (3/15/22)
Doubles	2, vs. Saint Louis (4/17/19)
Triples	1, 2x, last vs. South Carolina State (2/23/20)
Home Runs	2, 3x, last at Jacksonville State (5/8/21)
RBI	4, 4x, last vs. Jacksonville State (5/13/21)
Stolen Bases	3, vs. Mississippi Valley State (3/6/20)

2022 Pitching Season-Highs

Innings Pitched	2.0, 2x, last vs. Bellarmine (2/18/22)
Fewest Hits	1, at Southeastern Louisiana (2/11/22)
Most Hits	4, vs. Bellarmine (2/18/22)
Fewest Runs	0, at Southeastern Louisiana (2/11/22)
Most Runs	2, vs. Bellarmine (2/18/22)
Fewest Walks	0, 2x, last vs. Bellarmine (2/18/22)
Strikeouts	2, vs. Bellarmine (2/18/22)

Pitching Career-Highs

Innings Pitched	4.0, 5x, last at Troy (2/15/20)
Fewest Hits	0, 4x, last at Jacksonville State (5/8/21)
Most Hits	8, 2x, last vs. Purdue Fort Wayne (2/14/20)
Fewest Runs	0, 16x, last at Southeastern Louisiana (2/11/22)
Most Runs	9, vs. Purdue Fort Wayne (2/14/20)
Fewest Walks	0, 19x, last vs. Bellarmine (2/18/22)
Strikeouts	5, at Tennessee Tech (4/26/19)

11 Tori Bradley**2022 Season/Career-Highs**

At-Bats	4, 6x, last vs. Iowa (3/15/22)
Runs	2, vs. Bellarmine (2/18/22)
Hits	3, vs. Central Michigan (2/19/22)
Doubles	1, 3x, last vs. Iowa (3/15/22)
Triples	1, vs. Central Michigan (2/19/22)
Home Runs	-
RBI	2, 2x, last at Kansas City (3/15/22)
Stolen Bases	-

7 Karsyn Davis**2022 Season-Highs**

At-Bats	3, 2x, last vs. Tennessee State (3/20/22)
Runs	1, vs. Tennessee State (3/19/22)
Hits	1, 4x, last vs. Tennessee State (3/20/22)
Doubles	-
Triples	-
Home Runs	-
RBI	2, vs. Central Michigan (2/18/22)
Stolen Bases	-

Career-Highs

At-Bats	4, at Belmont (3/20/21)
Runs	1, 6x, last vs. Tennessee State (3/19/22)
Hits	3, vs. Jacksonville State (5/13/21)
Doubles	2, at Belmont (3/20/21)
Triples	-
Home Runs	1, 2x, last vs. Jacksonville State (5/13/21)
RBI	4, at Belmont (3/20/21)
Stolen Bases	-

6 Marisa Davis**2022 Season-Highs**

Innings Pitched	7.0, at Western Kentucky (2/19/22)
Fewest Hits	0, vs. Wichita State (3/13/22)
Most Hits	8, at Western Kentucky (2/19/22)
Fewest Runs	0, vs. Wichita State (3/13/22)
Most Runs	6, at Southeastern Louisiana (2/11/22)
Fewest Walks	0, at Southeastern Louisiana (2/12/22)
Strikeouts	5, at Western Kentucky (2/19/22)

Career-Highs

Innings Pitched	7.0, at Western Kentucky (2/19/22)
Fewest Hits	0, 11x, last vs. Wichita State (3/13/22)
Most Hits	8, at Western Kentucky (2/19/22)
Fewest Runs	0, 27x, last vs. Wichita State (3/13/22)
Most Runs	6, at Southeastern Louisiana (2/11/22)
Fewest Walks	0, 29x, last at Southeastern Louisiana (2/12/22)
Strikeouts	5, at Western Kentucky (2/19/22)

18 Sydney Dennis**2022 Season/Career-Highs**

At-Bats	4, 3x, last at Lipscomb (3/4/22)
Runs	2, vs. Alabama A&M (2/11/22)
Hits	2, vs. Tennessee State (3/19/22)
Doubles	-
Triples	-
Home Runs	-
RBI	2, at Lipscomb (3/4/22)
Stolen Bases	1, 2x, last vs. Iowa (3/15/22)

3 Kimmy Fleming**2022 Season-Highs**

At-Bats	1, 3x, last vs. Tennessee State (3/19/22)
Runs	-
Hits	1, vs. Nicholls (2/13/22)
Doubles	-
Triples	-
Home Runs	-
RBI	-
Stolen Bases	-

Career-Highs

At-Bats	4, 4x, last at Jacksonville State (5/8/21)
Runs	2, 3x, last at Jacksonville State (5/8/21)
Hits	2, 3x, last at Jacksonville State (5/8/21)
Doubles	1, 3x, last at Jacksonville State (5/8/21)
Triples	-
Home Runs	-
RBI	1, 4x, last vs. Murray State (5/1/21)
Stolen Bases	2, 2x, last at Tennessee Tech (3/12/21)



10 Tatum Gerwitz

2022 Season/Career-Highs

At-Bats.....4, at Lipscomb (3/4/22)
Runs.....1, 6x, last vs. Tennessee State (3/20/22)
Hits.....2, 3x, last vs. Tennessee State (3/20/22)
Doubles.....1, vs. Tennessee State (3/20/22)
Triples.....-
Home Runs.....-
RBI.....1, 3x, last vs. Tennessee State (3/19/22)
Stolen Bases.....1, at Western Kentucky (2/19/22)

5 Kileigh Grisham

2022 Season/Career-Highs

At-Bats.....1, 3x, last vs. Wichita State (3/13/22)
Runs.....1, 6x, last vs. Tennessee State (3/20/22)
Hits.....-
Doubles.....-
Triples.....-
Home Runs.....-
RBI.....-
Stolen Bases.....1, 2x, last vs. Charleston (3/5/22)

2 Paige Halliwill

2022 Season/Career-Highs

At-Bats.....4, 2x, last vs. Missouri State (3/13/22)
Runs.....2, 4x, last vs. Tennessee State (3/20/22)
Hits.....2, 4x, last vs. Tennessee State (3/20/22)
Doubles.....1, 3x, last vs. Tennessee State (3/19/22)
Triples.....-
Home Runs.....2, vs. Tennessee State (3/20/22)
RBI.....4, vs. Missouri State (3/13/22)
Stolen Bases.....1, 2x, last vs. Dayton (3/5/22)

19 Paytience Holman

2022 Season-Highs

Innings Pitched.....70, 2x, last vs. Tennessee State (3/20/22)
Fewest Hits.....0, 2x, last at Kansas (3/14/22)
Most Hits.....7, at Lipscomb (3/4/22)
Fewest Runs.....0, 4x, last vs. Tennessee State (3/20/22)
Most Runs.....7, vs. Wichita State (3/13/22)
Fewest Walks.....0, 3x, last vs. Tennessee State (3/20/22)
Strikeouts.....8, vs. Tennessee State (3/20/22)

Career-Highs

Innings Pitched.....70, 6x, last vs. Tennessee State (3/20/22)
Fewest Hits.....0, 4x, last at Kansas (3/14/22)
Most Hits.....10, vs. Eastern Kentucky (4/17/21)
Fewest Runs.....0, 13x, last vs. Tennessee State (3/20/22)
Most Runs.....7, 2x, last vs. Wichita State (3/13/22)
Fewest Walks.....0, 12x, last vs. Tennessee State (3/20/22)
Strikeouts.....14, vs. Mississippi Valley State (3/6/20)

15 Delaney Kell

2022 Season/Career-Highs

Innings Pitched.....2.2, vs. Nicholls (2/12/22)
Fewest Hits.....2, at Western Kentucky (2/19/22)
Most Hits.....6, vs. Wichita State (3/13/22)
Fewest Runs.....0, at Western Kentucky (2/19/22)
Most Runs.....7, vs. Wichita State (3/13/22)
Fewest Walks.....0, 2x, last vs. Wichita State (3/13/22)
Strikeouts.....1, vs. Nicholls (2/12/22)

8 Sydney Melton

2022 Season/Career-Highs

At-Bats.....4, at Kansas City (3/15/22)
Runs.....-
Hits.....1, 3x, last at Kansas City (3/15/22)
Doubles.....1, vs. Missouri State (3/13/22)
Triples.....-
Home Runs.....-
RBI.....2, 2x, last at Kansas City (3/15/22)
Stolen Bases.....1, vs. Tennessee State (3/19/22)

21 Chelsy Pena

2022 Season-Highs

At-Bats.....4, vs. Missouri State (3/13/22)
Runs.....3, vs. Tennessee State (3/19/22)
Hits.....2, 3x, last vs. Tennessee State (3/19/22)
Doubles.....2, vs. Tennessee State (3/19/22)
Triples.....-
Home Runs.....1, vs. Tennessee State (3/20/22)
RBI.....2, vs. Tennessee State (3/20/22)
Stolen Bases.....-

Career-Highs

At-Bats.....4, 4x, last vs. Missouri State (3/13/22)
Runs.....3, vs. Tennessee State (3/19/22)
Hits.....2, 6x, last vs. Tennessee State (3/19/22)
Doubles.....2, 2x, last vs. Tennessee State (3/19/22)
Triples.....-
Home Runs.....1, vs. Tennessee State (3/20/22)
RBI.....2, 4x, last vs. Tennessee State (3/20/22)
Stolen Bases.....2, vs. UL Monroe (3/1/19)

16 Abigail Rickermann

2022 Season-Highs

At-Bats.....4, vs. Tennessee State (3/20/22)
Runs.....1, 2x, last vs. Tennessee State (3/20/22)
Hits.....2, 2x, last vs. Missouri State (3/13/22)
Doubles.....-
Triples.....1, vs. Tennessee State (3/20/22)
Home Runs.....-
RBI.....1, 2x, last vs. Tennessee State (3/19/22)
Stolen Bases.....-

Career-Highs

At-Bats.....4, 2x, last vs. Tennessee State (3/20/22)
Runs.....2, vs. Texas Tech (2/27/21)
Hits.....2, 2x, last vs. Missouri State (3/13/22)
Doubles.....-
Triples.....1, vs. Tennessee State (3/20/22)
Home Runs.....-
RBI.....1, 4x, last vs. Tennessee State (3/20/22)
Stolen Bases.....1, vs. Texas Tech (2/27/21)

17 Kelby Robinson

2022 Season-Highs

At-Bats.....3, 2x, last vs. Bellarmine (2/18/22)
Runs.....1, 2x, last at Lipscomb (3/4/22)
Hits.....1, vs. Alabama A&M (2/11/22)
Doubles.....-
Triples.....-
Home Runs.....-
RBI.....-
Stolen Bases.....1, 2x, last at Kansas City (3/15/22)

Career-Highs

At-Bats.....3, 2x, last vs. Bellarmine (2/18/22)
Runs.....1, 12x, last at Lipscomb (3/4/22)
Hits.....1, 6x, last vs. Alabama A&M (2/11/22)
Doubles.....-
Triples.....-
Home Runs.....-
RBI.....1, vs. Jacksonville State (5/14/21)
Stolen Bases.....2, 2x, last vs. Eastern Kentucky (4/17/21)

9 Rachel Rook

2022 Season-Highs

Innings Pitched.....70, 3x, last vs. Iowa (3/15/22)
Fewest Hits.....0, 4x, last vs. Tennessee State (3/20/22)
Most Hits.....8, at Western Kentucky (2/20/22)
Fewest Runs.....0, 6x, last vs. Tennessee State (3/20/22)
Most Runs.....8, at Kansas (3/14/22)
Fewest Walks.....0, 5x, last vs. Tennessee State (3/20/22)
Strikeouts.....15, vs. Nicholls (2/13/22)

Career-Highs

Innings Pitched.....7.2, vs. Jacksonville State (5/14/21)
Fewest Hits.....0, 27x, last vs. Tennessee State (3/20/22)
Most Hits.....9, at SIU Edwardsville (4/11/21)
Fewest Runs.....0, 56x, last vs. Tennessee State (3/20/22)
Most Runs.....8, at Kansas (3/14/22)
Fewest Walks.....0, 50x, last vs. Tennessee State (3/20/22)
Strikeouts.....15, 2x, last vs. Nicholls (2/13/22)

12 Emma Rote

2022 Season/Career-Highs

At-Bats.....-
Runs.....-
Hits.....-
Doubles.....-
Triples.....-
Home Runs.....-
RBI.....-
Stolen Bases.....-

20 Kat Sackett

2022 Season/Career-Highs

At-Bats.....4, 6x, last at Lipscomb (3/4/22)
Runs.....2, vs. Tennessee State (3/20/22)
Hits.....2, 2x, last vs. Tennessee State (3/20/22)
Doubles.....1, 2x, last at Lipscomb (3/4/22)
Triples.....-
Home Runs.....2, vs. Tennessee State (3/20/22)
RBI.....4, vs. Tennessee State (3/20/22)
Stolen Bases.....-

26 Aubrie Shore

2022 Hitting Season/Career-Highs

At-Bats.....4, 4x, last vs. Iowa (3/15/22)
Runs.....2, 2x, last at Lipscomb (3/4/22)
Hits.....3, vs. Central Michigan (2/19/22)
Doubles.....2, vs. Central Michigan (2/19/22)
Triples.....1, vs. Alabama A&M (2/11/22)
Home Runs.....1, 4x, last vs. Tennessee State (3/19/22)
RBI.....4, vs. Central Michigan (2/19/22)
Stolen Bases.....1, vs. Charleston (3/4/22)

2022 Pitching Season/ Career-Highs

Innings Pitched.....0.1, vs. Nicholls (2/12/22)
Fewest Hits.....0, 2x, last at Western Kentucky (2/19/22)
Most Hits.....-
Fewest Runs.....0, vs. Nicholls (2/12/22)
Most Runs.....1, at Western Kentucky (2/19/22)
Fewest Walks.....0, vs. Nicholls (2/12/22)
Strikeouts.....-



4 Alyson Tucker

2022 Season-Highs

At-Bats.....	4, 4x, last vs. Tennessee State (3/19/22)
Runs	2, 3x, last at Kansas City (3/15/22)
Hits	3, at Western Kentucky (2/19/22)
Doubles.....	1, 3x, last at Kansas City (3/15/22)
Triples	1, vs. Tennessee State (3/19/22)
Home Runs	1, at Western Kentucky (2/19/22)
RBI.....	2, 3x, last at Lipscomb (3/4/22)
Stolen Bases.....	2, vs. Missouri State (3/13/22)

Career-Highs

At-Bats.....	4, 5x, last at Kansas City (3/15/22)
Runs	2, 6x, last at Kansas City (3/15/22)
Hits	3, 2x, last at Western Kentucky (2/19/22)
Doubles.....	1, 7x, last at Kansas City (3/15/22)
Triples	1, vs. Tennessee State (3/19/22)
Home Runs	1, 5x, last at Western Kentucky (2/19/22)
RBI.....	4, at Jacksonville State (5/8/21)
Stolen Bases.....	2, vs. Missouri State (3/13/22)

24 Kynzie Wrigley

2022 Season-Highs

At-Bats.....	4, 2x, last at Kansas City (3/15/22)
Runs	3, at Kansas City (3/15/22)
Hits	2, 4x, last vs. Tennessee State (3/20/22)
Doubles.....	1, 3x, last vs. Tennessee State (3/20/22)
Triples	-
Home Runs	1, 2x, last vs. Tennessee State (3/20/22)
RBI.....	3, vs. Tennessee State (3/20/22)
Stolen Bases.....	1, 3x, last vs. Central Michigan (2/19/22)

Career-Highs

At-Bats.....	4, 13x, last at Kansas City (3/15/22)
Runs	3, at Kansas City (3/15/22)
Hits	3, vs. Austin Peay (3/6/21)
Doubles.....	1, 10x, last vs. Tennessee State (3/20/22)
Triples	-
Home Runs	1, 4x, last vs. Tennessee State (3/20/22)
RBI.....	3, vs. Tennessee State (3/20/22)
Stolen Bases.....	1, 8x, last vs. Central Michigan (2/19/22)

Southeast Missouri's Record

Overall	14-10
At Home	3-0
On the Road.....	2-7
At Neutral Sites.....	9-3
Against Non-OVC Opponents.....	11-10
Against OVC Opponents	3-0
In Home OVC Games.....	3-0
In Away OVC Games	0-0
vs. Ranked Teams	0-0
In February.....	5-5
In March.....	9-5
In April.....	0-0
In May.....	0-0
On Mondays.....	0-1
On Tuesdays	2-0
On Wednesdays	0-1
On Thursdays.....	0-0
On Fridays	4-2
On Saturdays.....	5-2
On Sundays.....	3-4
In Day Games.....	12-8
In Night Games.....	2-2
In Extra Inning Games.....	1-1
When Redhawks Score First.....	12-3
When Opponents Score First.....	2-7
vs. Left-Handed Starter.....	0-3
vs. Right-Handed Starter.....	14-7
In 1-Run Games.....	3-4
In 2-Run Games.....	0-2
In 5+ Run Games.....	9-2
Shutouts	3-3
When Leading After Six Innings.....	7-1
When Trailing After Six Innings.....	1-6
When Tied After Six Innings.....	1-1
When Redhawks Starter Goes 6 or more Innings.....	8-2
When Redhawks Get 10 or more Hits.....	6-2
When Redhawks Outhit Opponents	12-2
When Redhawks Get Outhit	1-8
When Hits are Tied.....	1-0
When Scoring 0-2 Runs.....	0-4
When Scoring 3-5 Runs.....	4-5
When Scoring 6-9 Runs	5-1
When Scoring 10+ Runs.....	5-0
When Opponents Score 0-2 Runs.....	8-1
When Opponents Score 3-5 Runs.....	5-3
When Opponents Score 6-9 Runs.....	1-4
When Opponents Score 10+ Runs.....	0-2
Without Hitting a Home Run.....	5-8
When Hitting 1 Home Run.....	6-1
When Hitting 2+ Home Runs	3-1
Committing 0 Errors.....	7-3
Committing 1 Error.....	4-3
Committing 2+ Errors.....	3-4

Honors & Awards

OVC Pitcher of the Week

Rachel Rook, Feb. 21

OVC Player of the Week

Kynzie Wrigley (Co-Player), Mar. 21



Game-by-Game Starting Lineups

Opponent	P	C	1B	2B	3B	SS	LF	CF	RF	DP
Alabama A&M	Rook	K. Davis	Shore	Dennis	Wrigley	Tucker	J. Anderson	Halliwill	K. Anderson	Sackett
Southeastern Louisiana	M. Davis	Sackett	Shore	Dennis	Wrigley	Tucker	J. Anderson	Halliwill	K. Anderson	Robinson
Nicholls	Kell	Sackett	Shore	Wrigley	Pena	Tucker	J. Anderson	Halliwill	K. Anderson	Bradley
Southeastern Louisiana	Rook	K. Davis	Shore	Dennis	Wrigley	Tucker	J. Anderson	Halliwill	K. Anderson	Sackett
Nicholls	Rook	Sackett	Shore	Wrigley	Pena	Tucker	Gerwitz	Halliwill	K. Anderson	J. Anderson
Central Michigan	Rook	K. Davis	Shore	Wrigley	Pena	Tucker	J. Anderson	Halliwill	K. Anderson	Sackett
Bellarmine	M. Davis	Sackett	Shore	Dennis	Wrigley	Tucker	J. Anderson	Halliwill	K. Anderson	Bradley
Western Kentucky	M. Davis	Sackett	Shore	Rickermann	Dennis	Tucker	J. Anderson	Halliwill	K. Anderson	Bradley
Central Michigan	Rook	Bradley	Shore	Wrigley	Pena	Tucker	J. Anderson	Halliwill	K. Anderson	Sackett
Western Kentucky	Rook	Sackett	Shore	Wrigley	Pena	Tucker	J. Anderson	Halliwill	K. Anderson	Bradley
Ole Miss	Rook	Sackett	Shore	Dennis	Pena	Tucker	J. Anderson	Halliwill	K. Anderson	Bradley
College of Charleston	Rook	K. Davis	Shore	Wrigley	Pena	Tucker	J. Anderson	Halliwill	K. Anderson	Sackett
Lipscomb	Holman	Sackett	Shore	Dennis	Pena	Tucker	Gerwitz	Halliwill	K. Anderson	Bradley
College of Charleston	M. Davis	K. Davis	Shore	Dennis	Wrigley	Tucker	Gerwitz	Halliwill	K. Anderson	Bradley
Dayton	Rook	Sackett	Shore	Dennis	Wrigley	Tucker	Gerwitz	Halliwill	K. Anderson	Bradley
Lipscomb	Holman	K. Davis	Shore	Dennis	Wrigley	Tucker	Gerwitz	Halliwill	K. Anderson	Bradley
Missouri State	Rook	Sackett	Shore	Dennis	Pena	Tucker	Gerwitz	Halliwill	K. Anderson	Wrigley
Wichita State	Holman	Sackett	Shore	Rickermann	Pena	Tucker	Gerwitz	Halliwill	K. Anderson	Bradley
Kansas	Rook	Sackett	Shore	Dennis	Pena	Tucker	Gerwitz	Halliwill	K. Anderson	Melton
Kansas City	M. Davis	Melton	Bradley	Dennis	Pena	Tucker	Gerwitz	Halliwill	K. Anderson	Wrigley
Iowa	Rook	K. Davis	Shore	Dennis	Wrigley	Tucker	Robinson	Halliwill	K. Anderson	Bradley
Tennessee State	Rook	Sackett	Shore	Dennis	Pena	Tucker	Wrigley	Halliwill	K. Anderson	Bradley
Tennessee State	Holman	Sackett	Shore	Rickermann	Wrigley	Tucker	Robinson	Halliwill	K. Anderson	Melton
Tennessee State	M. Davis	K. Davis	Bradley	Wrigley	Pena	Tucker	Gerwitz	Halliwill	K. Anderson	Sackett
Southern Illinois	Canceled	-	-	-	-	-	-	-	-	-
Tennessee Tech										
Tennessee Tech										
Southern Illinois										
Morehead State										
Morehead State										
Morehead State										
UT Martin										
UT Martin										
Eastern Illinois										
Eastern Illinois										
Eastern Illinois										
Arkansas										
Arkansas										
Austin Peay										
Austin Peay										
Austin Peay										
Murray State										
Murray State										
Murray State										
UT Martin										
UT Martin										
SIU Edwardsville										
SIU Edwardsville										
SIU Edwardsville										
Belmont										
Belmont										
Belmont										



Game-by-Game Hitting

Opponent	AB	R	H	RBI	2B	3B	HR	BB	IBB	SB	CS	HBP	SAC	SF	GDP	K	PQ	A	E	Avg
Southeast Missouri	24	13	11	11	1	1	1	5	0	5	0	0	0	0	0	5	15	2	0	.458
Alabama A&M	17	0	1	0	0	0	0	2	0	0	0	0	0	0	0	12	12	4	2	.059
Southeast Missouri	25	2	4	2	1	0	0	3	0	0	0	1	0	0	0	4	18	12	5	.306
Southeastern Louisiana	24	6	5	2	0	0	0	1	0	6	0	1	2	0	0	3	21	6	2	.146
Southeast Missouri	24	13	8	11	2	0	0	5	0	1	0	2	0	0	0	2	15	8	1	.315
Nicholls	19	5	6	5	2	0	0	5	0	0	0	0	0	1	0	2	15	3	2	.200
Southeast Missouri	30	5	12	5	0	0	0	1	0	1	1	1	1	1	0	4	18	7	1	.340
Southeastern Louisiana	25	6	11	6	1	1	3	1	0	4	2	0	1	1	0	1	21	7	0	.271
Southeast Missouri	23	5	7	4	1	0	0	6	0	2	2	2	0	0	0	5	21	2	1	.333
Nicholls	23	2	1	2	0	0	1	1	0	0	0	0	0	0	0	15	18	10	0	.222
Southeast Missouri	26	6	9	4	1	0	1	2	0	1	1	1	0	0	0	5	21	3	0	.336
Central Michigan	21	0	0	0	0	0	1	0	0	0	0	0	0	0	0	12	18	6	1	.186
Southeast Missouri	29	3	9	3	1	0	0	4	0	0	0	0	0	1	0	6	18	9	3	.331
Bellarmine	26	4	6	4	1	0	0	3	0	0	0	1	0	1	0	6	21	8	0	.194
Southeast Missouri	33	3	7	3	1	0	2	0	0	1	0	1	0	0	0	7	22	6	0	.313
Western Kentucky	31	4	10	4	0	0	1	6	0	1	0	1	1	0	0	5	24	10	2	.215
Southeast Missouri	23	12	14	11	2	1	0	5	0	1	1	0	1	1	0	1	15	1	0	.342
Central Michigan	20	4	5	4	1	0	2	2	0	1	0	0	0	0	0	8	12	7	2	.218
Southeast Missouri	27	4	5	4	1	0	0	1	0	0	0	0	0	0	0	5	18	7	0	.326
Western Kentucky	23	5	9	4	1	0	0	3	0	0	1	0	0	1	0	3	21	15	2	.236
Southeast Missouri	30	4	8	3	2	0	0	0	0	0	0	1	0	0	0	7	18	7	1	.320
Ole Miss	27	7	10	6	0	0	1	3	0	1	0	2	1	0	0	4	21	7	1	.250
Southeast Missouri	39	5	7	5	2	0	0	2	0	1	0	0	3	0	0	8	33	14	1	.303
College of Charleston	33	4	2	3	0	0	1	2	0	0	1	1	2	0	0	8	33	7	1	.228
Southeast Missouri	31	7	10	7	3	0	1	4	0	0	0	1	0	0	0	3	21	8	0	.305
Lipscomb	27	1	7	1	1	0	1	1	0	1	0	0	1	0	0	4	21	7	0	.231
Southeast Missouri	19	3	3	2	0	0	0	5	0	2	0	0	0	2	0	1	21	7	2	.298
College of Charleston	25	2	4	1	1	0	0	1	0	0	0	1	1	0	0	6	18	10	1	.226
Southeast Missouri	28	10	8	9	1	0	1	3	0	1	0	0	0	0	0	5	21	6	0	.297
Dayton	24	6	7	6	0	0	2	3	0	0	0	0	3	1	0	8	18	8	4	.230
Southeast Missouri	22	0	1	0	0	0	0	0	0	0	0	0	0	0	0	4	18	7	1	.284
Lipscomb	19	2	3	2	1	0	0	1	0	0	1	0	2	0	0	6	21	7	0	.227
Southeast Missouri	31	8	10	8	1	0	1	5	0	3	1	0	0	0	0	7	21	5	2	.287
Missouri State	32	10	11	8	0	1	1	4	0	4	0	3	1	0	0	11	21	7	1	.236
Southeast Missouri	18	0	5	0	0	0	0	0	0	0	0	1	0	0	0	5	12	3	0	.286
Wichita State	24	14	12	14	3	0	8	4	0	1	0	1	0	0	0	3	15	8	0	.250
Southeast Missouri	18	0	2	0	0	0	0	0	0	0	0	0	0	0	0	4	13	2	3	.280
Kansas	20	8	6	8	1	0	2	2	0	0	0	1	1	0	0	2	15	3	1	.252
Southeast Missouri	32	7	10	7	2	0	1	1	0	1	0	0	0	0	0	5	21	7	2	.282
Kansas City	27	1	3	1	0	0	0	3	0	0	0	0	1	0	0	4	21	5	2	.244
Southeast Missouri	29	4	7	3	3	0	1	3	0	2	0	1	1	0	0	4	21	4	0	.280
Iowa	27	3	7	3	0	0	1	3	0	0	0	0	0	0	0	3	21	9	2	.245
Southeast Missouri	27	9	10	7	3	1	2	2	0	0	1	1	0	0	1	0	18	3	1	.284
Tennessee State	21	1	2	1	0	0	0	2	0	0	0	1	0	0	0	13	17	6	3	.239
Southeast Missouri	25	6	7	6	1	0	2	2	0	1	0	1	0	0	0	3	21	11	0	.284
Tennessee State	23	0	5	0	0	0	0	0	0	0	1	0	1	0	0	8	18	2	1	.238
Southeast Missouri	22	11	10	11	1	1	5	2	0	0	0	2	0	0	0	1	15	7	2	.290
Tennessee State	22	3	6	2	1	0	0	1	0	0	0	0	0	0	0	3	12	5	0	.240
Southeast Missouri	Canceled	-	-	-	-	-	-	-	-	-	-	-	-	-	-	-	-	-	-	-
Southern Illinois		-	-	-	-	-	-	-	-	-	-	-	-	-	-	-	-	-	-	-
Southeast Missouri																				
Tennessee Tech																				



Game-by-Game Hitting

Opponent	AB	R	H	RBI	2B	3B	HR	BB	IBB	SB	CS	HBP	SAC	SE	GDP	K	PQ	A	E	Avg
Southeast Missouri Tennessee Tech																				
Southeast Missouri Tennessee Tech																				
Southeast Missouri Southern Illinois																				
Southeast Missouri Morehead State																				
Southeast Missouri Morehead State																				
Southeast Missouri Morehead State																				
Southeast Missouri UT Martin																				
Southeast Missouri UT Martin																				
Southeast Missouri Eastern Illinois																				
Southeast Missouri Eastern Illinois																				
Southeast Missouri Eastern Illinois																				
Southeast Missouri Arkansas																				
Southeast Missouri Arkansas																				
Southeast Missouri Austin Peay																				
Southeast Missouri Austin Peay																				
Southeast Missouri Austin Peay																				
Southeast Missouri Murray State																				
Southeast Missouri Murray State																				
Southeast Missouri Murray State																				
Southeast Missouri UT Martin																				
Southeast Missouri UT Martin																				
Southeast Missouri SIU Edwardsville																				
Southeast Missouri SIU Edwardsville																				
Southeast Missouri SIU Edwardsville																				
Southeast Missouri Belmont																				
Southeast Missouri Belmont																				
Southeast Missouri Belmont																				



Game-by-Game Pitching

Opponent	IP	H	R	ER	BB	SO	2B	3B	HR	WP	BK	HBP	DP	IBB	Score	W-L	SV	ERA
Southeast Missouri	5.0	1	0	0	2	12	0	0	0	1	0	0	0	0	13-0	1-0	0	0.00
Alabama A&M	4.0	11	13	9	5	5	1	1	1	0	0	0	0	0	0-13	0-1	0	15.75
Southeast Missouri	6.0	5	6	1	1	3	0	0	0	0	0	1	0	0	2-6	1-1	0	0.64
Southeastern Louisiana	7.0	4	2	1	3	4	1	0	0	0	0	1	1	0	6-2	1-1	0	6.36
Southeast Missouri	5.0	6	5	5	5	2	2	0	0	1	0	0	1	0	13-5	2-1	0	2.62
Nicholls	5.0	8	13	11	5	2	2	0	0	1	0	2	0	0	5-13	1-2	0	9.19
Southeast Missouri	6.0	11	6	5	1	1	1	1	3	0	0	0	0	0	5-6	2-2	0	3.50
Southeastern Louisiana	7.0	12	5	5	1	4	0	0	0	0	0	1	0	0	6-5	2-2	0	7.91
Southeast Missouri	7.0	1	2	0	1	15	0	0	1	0	0	0	0	0	5-2	3-2	0	2.66
Nicholls	6.0	7	5	5	6	5	1	0	0	1	0	2	0	0	2-5	2-3	0	7.48
Southeast Missouri	7.0	0	0	0	1	12	0	0	0	0	0	0	0	0	6-0	4-2	0	2.14
Central Michigan	6.0	9	6	4	2	5	1	0	1	0	0	1	0	0	0-6	2-4	0	7.00
Southeast Missouri	6.0	6	4	4	3	6	1	0	0	0	0	1	0	0	3-4	4-3	0	2.50
Bellarmine	7.0	9	3	3	4	6	1	0	0	0	0	0	0	0	4-3	3-4	0	6.33
Southeast Missouri	7.1	10	4	4	6	5	0	0	1	0	0	1	0	0	3-4	4-4	0	2.70
Western Kentucky	8.0	7	3	3	0	7	1	0	2	0	0	1	0	0	4-3	4-4	0	5.74
Southeast Missouri	5.0	5	4	4	2	8	1	0	2	1	0	0	0	0	12-4	5-4	0	2.96
Central Michigan	4.0	14	12	8	5	1	2	1	0	0	0	0	1	0	4-12	4-5	0	6.35
Southeast Missouri	6.0	9	5	5	3	3	1	0	0	2	0	0	1	0	4-5	5-5	0	3.25
Western Kentucky	7.0	5	4	0	1	5	1	0	0	0	0	0	0	0	5-4	5-5	0	5.62
Southeast Missouri	6.0	10	7	6	3	4	0	0	1	0	0	2	0	0	4-7	5-6	0	3.59
Ole Miss	7.0	8	4	3	0	7	2	0	0	0	0	1	0	0	7-4	6-5	0	5.35
Southeast Missouri	11.0	2	4	1	2	8	0	0	1	1	0	1	0	0	5-4	6-6	0	3.17
College of Charleston	11.0	7	5	2	2	8	2	0	0	0	0	0	2	0	4-5	6-6	0	4.78
Southeast Missouri	7.0	7	1	1	1	4	1	0	1	1	0	0	0	0	7-1	7-6	0	2.99
Lipscomb	7.0	10	7	7	4	3	3	0	1	0	0	1	0	0	1-7	6-7	0	4.97
Southeast Missouri	7.0	4	2	0	1	6	1	0	0	0	0	1	1	0	3-2	8-6	1	2.76
College of Charleston	6.0	3	3	3	5	1	0	0	0	3	0	0	1	0	2-3	6-8	0	4.87
Southeast Missouri	7.0	7	6	6	3	8	0	0	2	2	0	0	0	0	10-6	9-6	1	2.99
Dayton	6.0	8	10	1	3	5	1	0	1	0	0	0	1	0	6-10	6-9	0	4.64
Southeast Missouri	6.0	3	2	1	1	6	1	0	0	3	0	0	0	0	0-2	9-7	1	2.88
Lipscomb	7.0	1	0	0	0	4	0	0	0	0	0	0	0	0	2-0	7-9	0	4.33
Southeast Missouri	7.0	11	10	10	4	11	0	1	1	3	0	3	0	0	8-10	9-8	1	3.33
Missouri State	7.0	10	8	8	5	7	1	0	1	0	0	0	0	0	10-8	8-9	0	4.56
Southeast Missouri	4.0	12	14	14	4	3	3	0	8	1	0	1	0	0	0-14	9-9	1	4.07
Wichita State	5.0	5	0	0	0	5	0	0	0	0	0	1	0	0	14-0	9-9	0	4.37
Southeast Missouri	4.1	6	8	5	2	2	1	0	2	1	0	1	0	0	0-8	9-10	1	4.21
Kansas	5.0	2	0	0	0	4	0	0	0	0	0	0	0	0	8-0	10-9	0	4.19
Southeast Missouri	7.0	3	1	0	3	4	0	0	0	0	0	1	0	0	7-1	10-10	1	3.98
Kansas City	7.0	10	7	6	1	5	2	0	1	1	0	0	0	0	1-7	10-10	0	4.29
Southeast Missouri	7.0	7	3	3	3	3	0	0	1	1	0	0	0	0	4-3	11-10	1	3.93
Iowa	7.0	7	4	4	3	4	3	0	1	1	0	1	0	0	3-4	10-11	0	4.27
Southeast Missouri	6.0	2	1	0	2	13	0	0	0	0	0	1	0	0	9-1	12-10	1	3.76
Tennessee State	5.2	10	9	6	2	0	3	1	2	1	0	1	1	0	1-9	10-12	0	4.40
Southeast Missouri	7.0	5	0	0	0	8	0	0	0	0	0	0	1	0	6-0	13-10	1	3.58
Tennessee State	6.0	7	6	6	2	3	1	0	2	0	0	1	0	0	0-6	10-13	0	4.50
Southeast Missouri	5.0	6	3	1	1	3	1	0	0	0	0	0	0	0	11-3	14-10	1	3.51
Tennessee State	4.0	10	11	11	2	1	1	1	5	0	0	2	0	0	3-11	10-14	0	4.89
Southeast Missouri	Canceled	-	-	-	-	-	-	-	-	-	-	-	-	-	-	-	-	-
Southern Illinois	-	-	-	-	-	-	-	-	-	-	-	-	-	-	-	-	-	-
Southeast Missouri																		
Tennessee Tech																		
Southeast Missouri																		
Tennessee Tech																		
Southeast Missouri																		
Tennessee Tech																		



Game-by-Game Pitching

Opponent	IP	H	R	ER	BB	SO	2B	3B	HR	WP	BK	HBP	DP	IBB	Score	W-L	SV	ERA
Southeast Missouri Southern Illinois																		
Southeast Missouri Morehead State																		
Southeast Missouri Morehead State																		
Southeast Missouri Morehead State																		
Southeast Missouri UT Martin																		
Southeast Missouri UT Martin																		
Southeast Missouri Eastern Illinois																		
Southeast Missouri Eastern Illinois																		
Southeast Missouri Eastern Illinois																		
Southeast Missouri Arkansas																		
Southeast Missouri Arkansas																		
Southeast Missouri Austin Peay																		
Southeast Missouri Austin Peay																		
Southeast Missouri Austin Peay																		
Southeast Missouri Murray State																		
Southeast Missouri Murray State																		
Southeast Missouri Murray State																		
Southeast Missouri UT Martin																		
Southeast Missouri UT Martin																		
Southeast Missouri SIU Edwardsville																		
Southeast Missouri SIU Edwardsville																		
Southeast Missouri SIU Edwardsville																		
Southeast Missouri Belmont																		
Southeast Missouri Belmont																		
Southeast Missouri Belmont																		