



## 2022 SOUTHEAST MISSOURI BASEBALL

Games  
**17-19**



### Schedule/Results

### Southeast Missouri (13-3) at Missouri State (8-7)

#### Follow the Redhawks

**Radio**.....ESPN 93.5 FM & 1220 AM  
(Erik Sean)  
**Video**.....ESPN3 (Friday Only)  
**Live Stats**.....MissouriStateBears.com  
**Twitter**.....@SEMObaseball

**Dates**.....Fri.-Sun., Mar. 18-20, 2022  
**Series Schedule**.....Fri. - 3 p.m., CT  
Sat. - 2 p.m., CT  
Sun. - 1 p.m., CT  
**Location**.....Springfield, Mo.  
**Facility**.....Hammons Field (10,486)  
**Series**.....MSU leads, 67-40  
**Last Meeting**.....MSU 9, SEMO 8 (10)  
(Mar. 30, 2021 | Cape Girardeau, Mo.)

**Head Coaches**.....Andy Sawyers  
(218-146 overall; 131-121 at SEMO; 65-55  
OVC). Keith Guttin (1,317-850 overall;  
1,317-850 at MSU).

#### Strategic Communications

Jeff Honza, Assistant Director of Athletics  
**Office Phone**.....(573) 651-2933  
**Mobile**.....(618) 528-1145  
**Email**.....redhawk1@me.com

#### February (5-1)

18	at #22 Dallas Baptist	W, 7-6 (12)
19	at #22 Dallas Baptist	W, 6-5 (10)
20	at #22 Dallas Baptist	L, 5-13
22	at Kentucky <sup>SECN+</sup>	Canceled
26	<b>Bellarmine</b>	<b>W, 8-7 (11)</b>
27	<b>Bellarmine</b>	<b>W, 10-2</b>
27	<b>Bellarmine</b>	<b>W, 12-8</b>

#### March (8-2, 0-0 OVC)

1	<b>Saint Louis</b>	<b>W, 16-5 (7)</b>
4	<b>Bradley</b>	<b>W, 16-7</b>
5	<b>Bradley</b>	<b>W, 11-8</b>
5	<b>Bradley</b>	<b>W, 12-5</b>
8	at Arkansas State <sup>ESPN+</sup>	W, 14-6
12	<b>Valparaiso</b>	<b>W, 9-1</b>
13	<b>Valparaiso</b>	<b>W, 16-6</b>
13	<b>Valparaiso</b>	<b>W, 10-8</b>
15	at Indiana State <sup>ESPN+</sup>	L, 1-10
16	at Indiana State <sup>ESPN+</sup>	L, 4-5
18	at Missouri State <sup>ESPN3</sup>	3 p.m.
19	at Missouri State	2 p.m.
20	at Missouri State	1 p.m.
25	<b>SIU Edwardsville*</b> <sup>ESPN+</sup>	<b>6 p.m.</b>
26	<b>SIU Edwardsville*</b> <sup>ESPN+</sup>	<b>2 p.m.</b>
27	<b>SIU Edwardsville*</b> <sup>ESPN+</sup>	<b>1 p.m.</b>
29	at Saint Louis	3 p.m.

#### April (0-0, 0-0 OVC)

1	at Austin Peay*	6 p.m.
2	at Austin Peay*	1 p.m.
3	at Austin Peay*	1 p.m.
5	<b>Arkansas State</b>	<b>6 p.m.</b>
8	<b>Murray State*</b> <sup>ESPN+</sup>	<b>6 p.m.</b>
9	<b>Murray State*</b> <sup>ESPN+</sup>	<b>2 p.m.</b>
10	<b>Murray State*</b> <sup>ESPN+</sup>	<b>1 p.m.</b>
12	<b>Southern Illinois</b>	<b>6 p.m.</b>
14	at Tennessee Tech*	6 p.m.
15	at Tennessee Tech*	2 p.m.
16	at Tennessee Tech*	1 p.m.
19	at Ole Miss	6:30 p.m.
22	<b>Morehead State*</b> <sup>ESPN+</sup>	<b>6 p.m.</b>
23	<b>Morehead State*</b> <sup>ESPN+</sup>	<b>2 p.m.</b>
24	<b>Morehead State*</b> <sup>ESPN+</sup>	<b>1 p.m.</b>
26	at Southern Illinois	6 p.m.
29	at Belmont*	5 p.m.
30	at Belmont*	2 p.m.

#### May (0-0, 0-0 OVC)

1	at Belmont*	1 p.m.
3	at Missouri	6:30 p.m.
6	at Oklahoma State	6 p.m.
7	at Oklahoma State	6 p.m.
8	at Oklahoma State	1 p.m.
10	<b>Missouri State</b>	<b>5 p.m.</b>
13	<b>UT Martin*</b> <sup>ESPN+</sup>	<b>6 p.m.</b>
14	<b>UT Martin*</b> <sup>ESPN+</sup>	<b>2 p.m.</b>
15	<b>UT Martin*</b> <sup>ESPN+</sup>	<b>1 p.m.</b>
19	at Eastern Illinois*	3 p.m.
20	at Eastern Illinois*	1 p.m.
21	at Eastern Illinois*	1 p.m.
25-28	OVC Tournament	Lexington, Ky.

#### Southeast Missouri Probable Starting Pitchers

	#	Name	Ht.	Wt.	Cl.	Hometown (Previous School)
Friday	20	Jason Rackers	RHP	6-7	225	Sr. Jefferson City, Mo. (Tennessee)
Saturday	18	Noah Niznik	LHP	5-11	196	Jr. St. Louis, Mo. (St. John Vianney)
Sunday	30	Tommy Windt	RHP	6-3	212	Jr. Orland Park, Ill. (South Suburban Coll.)

#### Missouri State Probable Starting Pitchers

	#	Name	Ht.	Wt.	Cl.	Hometown (Previous School)
Friday	-	TBA	-	-	-	-
Saturday	-	TBA	-	-	-	-
Sunday	-	TBA	-	-	-	-

#### Another Missouri Valley Foe On Tap

Ohio Valley Conference leader Southeast Missouri (13-3) faces its third Missouri Valley Conference opponent in a week when it visits in-state foe Missouri State (8-7) for a three-game series this weekend. First pitch of the series is scheduled for 3 p.m., CT Friday at Hammons Field.

#### Follow the Redhawks

Video for Friday's series-opener is available online at ESPN3. Listen live on the radio at ESPN 93.5 FM and 1220 AM. Erik Sean will call the action. Live stats can be accessed online at MissouriStateBears.com. Twitter updates available @SEMObaseball.

#### Series History

Southeast Missouri and Missouri State meet for the 108th time Friday. MSU leads the all-time series by a count of 67-40. SEMO has beaten the Bears 16 times in 54 meetings with MSU in Springfield. The last time the Redhawks defeated MSU in Springfield was on Mar. 15, 2011 (8-7). The last time SEMO won a series against the Bears in Springfield was 1976 (2-1). MSU took seven of the last nine meetings between the teams.

#### Best Start in Division I Era

The Redhawks began the 2022 season at 13-1, their best start in their NCAA Division I era. Southeast Missouri moved to the D-I ranks in 1992. SEMO's 13-1 start tied with the 1973 team which also won 13 of its first 14 contests.

#### Winning Streak Ends at 11

Southeast Missouri saw its 11-game winning streak end when it fell to Indiana State, 10-1, on Mar. 15. The winning streak was SEMO's longest since it won 11 in a row (Mar. 18-Apr. 5) during the 2016 campaign. At the time, it was the third-longest winning streak in NCAA Division I baseball this year.

#### Against the Missouri Valley

Southeast Missouri has faced all eight Missouri Valley Conference baseball schools in its program history. The Redhawk are 55-84



**Southeast Missouri or SEMO** is the preferred reference for Southeast Missouri State University athletic teams. Southeastern Missouri State is not an acceptable reference.



## SOUTHEAST MISSOURI BASEBALL NOTES

### MISSOURI STATE SERIES // MAR. 18-20

all-time against MVC teams in their NCAA Division I era. Missouri State is the fifth of six MVC schools SEMO will face in 2022. The Redhawks are currently 8-3 against the MVC after winning two of three at then-#22 Dallas Baptist (Feb. 18-20), sweeping both Bradley (Mar. 4-5) and Valparaiso (Mar. 12-13), and losing two at Indiana State (Mar. 15-16). SEMO faces Missouri State this weekend, and plays a home-and-home series against regional-rival Southern Illinois later this year.

### Top-20 RPI

Southeast Missouri entered the week ranked 19th in RPI after being previously rating 45th. SEMO is the only Ohio Valley Conference school among the top 20 teams in the nation in RPI. The RPI ranking is the best in six years under Head Coach Andy Sawyers. Prior to 2022, SEMO rated 87th in RPI during the 2021 campaign. The Redhawks other RPI rankings with Sawyers at the helm include 136th (2017), 200th (2018, 2020) and 259th (2019).

### Series Wins

The Redhawks saw their streak of 11-consecutive series wins come to an end with a pair of losses at Indiana State (Mar. 15-16). It was Southeast Missouri's first series loss since it dropped two of three at Eastern Illinois (Mar. 26-27, 2021). The Redhawks claimed wins in 17 of their last 19 series dating back to their COVID-shortened 2020 campaign.

### Get Out the Brooms!

The Redhawks have swept in three of their first four series this season. Southeast Missouri posted three-straight series sweeps vs. Bellarmine (Feb. 26), Bradley (Mar. 4-5) and Valparaiso (Mar. 12-13). All of those came at Capaha Field. The last time SEMO completed three-straight series sweeps was in 2016 (Morehead State, UT Martin, SIU Edwardsville). The three series sweeps are tied for most in a season under Head Coach Andy Sawyers. SEMO also had three sweeps in 2017 and 2018. In all, the Redhawks have 11 series sweeps with Sawyers at the helm. SEMO did not sweep one opponent during its 2021 season.

### Perfect at Home

Southeast Missouri is undefeated at home with a 10-0 record this season. SEMO won 12 of its last 13 matchups at Capaha Field dating back to the 2021 campaign. The Redhawks are 81-41 at home under Head Coach Andy Sawyers. The most home victories by a Sawyers coached team stands at 18 in both 2017 and 2018, his first two years as SEMO's skipper. The Redhawks last won their first 10 home games in a season during the 2000 campaign. That team went undefeated through its first 12 home matchups. This year marks SEMO's first 10-game home winning streak in six years. The 2016 club won 13 in a row at home.

### Yard Work

The Redhawks rank second in the Ohio Valley Conference with 33 home runs through 16 games this season for an average of a little over two per game. Southeast Missouri has homered in 14 of its 16 games and recently hit a series-best 10 round-trippers vs. Valparaiso (Mar. 12-13). SEMO finished with a season-high five home runs in two games -- vs. Bradley (Mar. 4); vs. Valparaiso (Mar. 13). Twenty-two of the Redhawks home runs have come against Missouri Valley Conference teams.

### Single-Season Home Run Marks

With its 33 home runs already this season, Southeast Missouri is five away from surpassing its total of 37 in 52 games a year ago. The single-season school record during SEMO's NCAA Division I era is 92 home runs in 2000. The most home runs hit in a season under Head Coach Andy Sawyers stand at 54 by his first SEMO team in 2017. Here are the Redhawks top-five single-season home run marks since they turned Division I in 1991-92.

92 home runs -- 2000  
90 home runs -- 1998  
76 home runs -- 2010  
71 home runs -- 2009  
70 home runs -- 2003

### 2022 OVC Standings (as of Mar. 16)

School	Conference				Overall			
	W	L	T	Pct.	W	L	T	Pct.
<b>Southeast Missouri</b>	<b>0</b>	<b>0</b>	<b>0</b>	<b>.000</b>	<b>13</b>	<b>3</b>	<b>0</b>	<b>.812</b>
Eastern Illinois	0	0	0	.000	11	3	0	.786
Murray State	0	0	0	.000	11	4	0	.733
Tennessee Tech	0	0	0	.000	11	4	0	.733
Belmont	0	0	0	.000	13	5	0	.722
SIUE	0	0	0	.000	9	6	0	.600
Morehead State	0	0	0	.000	7	9	0	.438
UT Martin	0	0	0	.000	6	9	0	.400
Austin Peay	0	0	0	.000	7	12	0	.368

### This Weekend's Schedule

#### Friday, March 18

Valparaiso at Murray State, 3 p.m. (ESPN+)

**Southeast Missouri at Missouri State, 3 p.m. (ESPN3)**

Austin Peay at Saint Louis, 3 p.m.

Wofford at Belmont, 4 p.m. (ESPN+)

UT Martin at Western Illinois, 5 p.m.

Tennessee Tech at ETSU, 5 p.m.

Eastern Illinois at McNeese, 6 p.m.

Morehead State at Kansas State, 6 p.m.

SIUE at Memphis, 6 p.m.

#### Saturday, March 19

Valparaiso at Murray State (2), 12 p.m. (ESPN+)

Tennessee Tech at ETSU, 1 p.m.

Wofford at Belmont, 2 p.m. (ESPN+)

UT Martin at Western Illinois, 2 p.m.

Eastern Illinois at McNeese, 2 p.m.

SIUE at Memphis, 2 p.m.

Austin Peay at Saint Louis, 2 p.m.

**Southeast Missouri at Missouri State, 2 p.m.**

Morehead State at Kansas State, 4 p.m.

#### Sunday, March 20

Tennessee Tech at ETSU, 12 p.m.

Austin Peay at Saint Louis, 12 p.m.

Morehead State at Kansas State, 1 p.m.

Valparaiso at Murray State, 1 p.m. (ESPN+)

Wofford at Belmont, 1 p.m. (ESPN+)

UT Martin at Western Illinois, 1 p.m.

SIUE at Memphis, 1 p.m.

**Southeast Missouri at Missouri State, 1 p.m.**

Eastern Illinois at McNeese, 1 p.m.

## SOUTHEAST MISSOURI BASEBALL NOTES

### MISSOURI STATE SERIES // MAR. 18-20



#### Great Work Williams

Right-hander Austin Williams picked up his first two wins of the season out of the bullpen for Southeast Missouri last week. Williams struck out four, walked none and allowed just one hit in 3.1 scoreless innings to get his first win at Arkansas State (Mar. 8). He then struck out a career-high seven in the longest outing of his career (five innings) to beat Valparaiso (Mar. 13). Williams retired seven-straight Valpo hitters exiting the game in the ninth. For the week, he went 2-0 with a 1.08 ERA, allowed just one run, scattered four hits, struck out 11 and walked one in two relief appearances.

#### They Did That Twice?

In each of the final two games of its series against Valparaiso (Mar. 13), Southeast Missouri homered three times and scored six runs in an inning. SEMO trailed, 6-3, in game one before Peyton Leeper, Tyler Wilber and Lincoln Andrews homered in the bottom of the fourth. That six-run inning lifted the Redhawks to a 16-6 win as SEMO scored the final 13 runs of the game. In game two, the Redhawks were down, 3-0, when Jevon Mason, Wilber and Brett Graber homered as part of a six-run third inning. SEMO later won that contest by a score of 10-8. The Redhawks fell behind in the first inning during every game against Valparaiso before sweeping the series with three come-from-behind victories.

#### Quick to 10 Wins

With its 14-6 road win at Sun Belt Conference member Arkansas State (Mar. 8), the Redhawks picked up their 10th victory of the season. Southeast Missouri became the third Ohio Valley Conference team to get to 10 wins this year joining Tennessee Tech and Belmont. SEMO's climb to 10 wins came 12 days sooner than it did a year ago. In 2021, the Redhawks earned their 10th victory on Mar. 20.

#### Atop the OVC

As a team, Southeast Missouri leads the Ohio Valley Conference in runs scored (157), RBI (147), total bases (311), walks (111) and wins (13). Jevon Mason is first among league-leaders in runs (26), Tyler Wilber leads the OVC in RBI (27) and Peyton Leeper is first in walks (18).

#### Seeing Double

The Redhawks scored double-digit runs in nine of their last 12 games. Southeast Missouri scored 10 or more runs in seven consecutive games for the first time in program history from Feb. 27-Mar. 8. In the nine games where it scored double-digit runs, SEMO outscored opponents by a staggering +62 margin (117-55). The Redhawks lead the Ohio Valley Conference and rank 12th in the nation with 157 runs.

#### Power Outage

Eight different players have homered for Southeast Missouri this season. Tyler Wilber leads the Redhawks with seven home runs, while Jevon Mason and Peyton Leeper follow with six and five, respectively. Andrew Keck has four and Brett Graber, Joel Vaske and Lincoln Andrews each have three. Ty Stauss completes the group with two round-trippers.

#### Streaks Intact

Peyton Leeper is on an eight-game hitting streak which started on Mar. 5. It is the third longest hitting streak of any Redhawk this year. Leeper and Brett Graber have reached base in all 16 games in 2022.

#### Leeper Tabbed OVC Player of the Week

Southeast Missouri utility player Peyton Leeper won Southeast Missouri's first Ohio Valley Conference Player of the Week honor of the 2022 season on Mar. 14. A native of Mokane, Missouri, Leeper homered in all four of his starts last week helping the Redhawks extend their winning streak to 11 games. He broke SEMO's series-opener against Valparaiso (Mar. 12) open with a grand slam, the first of his career. Leeper then homered in both games of the series-ending doubleheader against the Beacons the following day. His second round-tripper that day was a game-winning two-run homer in the bottom of the eighth inning during the night-cap. Leeper's other home run for the week came in a midweek matchup at Arkansas State (Mar. 8). In the Valparaiso series alone, Leeper finished with three home runs, six runs scored and nine RBI. For the week, he hit .353 with four of his six hits coming via the long ball. He scored nine times, had 10 RBI, boasted a 1.059 slugging percentage, recorded a .500 on-base

percentage and was a perfect 3-of-3 in stolen bases. Leeper carries a six-game hitting streak into this week's action. Leeper won the award for the first time in his career. UT Martin right-hander Rhett Fetner (Pitcher of the Week) rounded out the week's honorees.

#### Wilber Clears 200 Hits

Tyler Wilber went over 200 career hits in the Redhawks series sweep of Valparaiso (Mar. 12-13). Wilber hit a team-high .500 in the series. He had four runs, six hits, three home runs, seven RBI and a 1.250 slugging percentage against the Beacons. Wilber got his 200th career hit on a two-out single in the bottom of the eighth inning during game two of the series. He now has 203 hits in his career.

#### Over 150

Andrew Keck surpassed 150 hits in his career against Valparaiso (Mar. 12-13). Keck hit .357 with a run scored, home run and two RBI against the Beacons. He is SEMO's top hitter with a .375 batting average and is the second player on this year's team to reach 150 or more hits joining Tyler Wilber (203).

#### NCAA Division I Rankings (Top-12)

As of games through Mar. 16, the Redhawks rank among the top 12 NCAA Division I teams in six statistical categories. Southeast Missouri is fourth in home runs (33), fifth in home runs per game (2.0), sixth in walks (111), eighth in scoring (9.8 rpg), 10th in slugging percentage (.548) and 12th in runs (157). Individually, Peyton Leeper rates sixth nationally in walks (18), seventh in walks per game (1.1), fourth in runs (25) and sixth in runs per game (1.6). Tyler Wilber is ninth in RBI (27) and 10th in RBI per game (1.69), and Jevon Mason is second in runs scored (26) and third in runs per game (1.6).

#### Stealing the Show

Andrew Keck is a perfect 6-of-6 on the basepaths this season. Keck has 40 stolen bases and is now ninth on Southeast Missouri's all-time career stolen base list.



## SOUTHEAST MISSOURI BASEBALL NOTES

### MISSOURI STATE SERIES // MAR. 18-20

#### Midweek Games

Southeast Missouri scored in every inning en route to blowing out Saint Louis, 16-5, in its first midweek game of the season on Mar. 1. SEMO established season-highs in runs (16) and hits (16) against the Billikens. SEMO also beat Arkansas State (Mar. 8), 14-6, on the road. The Redhawks are 2-2 in midweek action after falling to Indiana State (Mar. 15-16).

#### Graber Goes Off

Outfielder Brett Graber hit a series best .455 with three runs, two doubles, two home runs and eight RBI in Southeast Missouri's three-game set vs. Bradley (Mar. 4-5). Graber went 5-for-11 at the plate. He also walked twice, boasted a 1.182 slugging percentage and finished with a .538 on-base percentage against the Braves.

#### Double-Digit Hits

Southeast Missouri registered double-digit hits in 10 of its first 16 games. SEMO is undefeated at 10-0 in games where it gets 10 or more hits. It finished with a season-high 16 hits vs. Saint Louis (Mar. 1) and Valparaiso (Mar. 13).

#### RBI Guys

Tyler Wilber and Andrew Keck are first and second in the Ohio Valley Conference with 27 and 23 RBI, respectively. Jevon Mason (19) is tied for sixth among league leaders in that category, as well.

#### Huge Week for Keck

Andrew Keck hit safely in three of Southeast Missouri's four wins last week. A native of St. Louis, Missouri, Keck opened the week by going 4-for-5 with a double, grand slam, career-high four runs and career-best seven RBI vs. Saint Louis (Mar. 1). The grand slam was Keck's second of the season that came in a three-day span. He also went 3-for-4 with two runs and one RBI vs. Bradley (Mar. 5) after finishing with two hits and two RBI the day before against the Braves. SEMO swept BU for its second series sweep of the season. For the week, Keck hit .563 (9-for-16) with nine runs, a double, grand slam, 11 RBI, three stolen bases and three walks. He boasted a .813 slugging percentage and .600 on-base percentage, as well.

#### Career Day for Keck

Catcher Andrew Keck went 4-for-5 with a grand slam, double, two singles, four runs scored, two stolen bases and seven RBI to lead Southeast Missouri to its win over Saint Louis (Mar. 1). Keck hit safely in each of his first three at-bats. His four runs and seven RBI are new career-highs, while his four hits match a career-best. Keck leads the team with a .412 batting average.

#### Grand Slamming

Andrew Keck hit his second grand slam in three days against Saint Louis (Mar. 1). Keck launched his team-high third home run of the season over the left field wall in the bottom of the sixth inning. He smashed his first career grand slam to help send Southeast Missouri to a 10-2 win over Bellarmine (Feb. 27). That round-tripper came in the bottom of the first inning against the Knights.

#### Mason Plays Strong

Leadoff man Jevon Mason is Southeast Missouri's third-leading hitter with a .338 batting average. Mason has accumulated a team-high 26 runs and boasts a team-best .754 slugging percentage. He ranks second on the team in hits (22), doubles (5) and home runs (six) through 16 starts.

#### Walk-Off Win

First baseman Lincoln Andrews snapped a 7-7 tie with a leadoff walk-off home run in the bottom of the 11th inning to give Southeast Missouri an 8-7 come-from-behind win in its series-opener vs. Bellarmine (Feb. 26). The walk-off hit is the first of Andrews' career.

#### Over .300

Southeast Missouri has four players hitting over .300 through 16 games this season. Andrew Keck leads the team with a .375 clip, while Brett Graber (.358), Jevon Mason (.338), and Peyton Leeper (.300) follow. Those four players have accounted for over 50 percent of the Redhawks scoring output.

#### Extra Innings

Three of Southeast Missouri's games this season have gone to extra innings. The Redhawks are 3-0 in such games after beating #22 Dallas Baptist, 7-6, in 12 innings (Feb. 18) and, 6-5, in 10 innings (Feb. 19), and Bellarmine, 8-7, in 11 innings (Feb. 26). SEMO played seven extra inning games in 2021 (4-3).

#### Walk This Way

Southeast Missouri players hold four of the first six spots among Ohio Valley Conference individuals in walks. Peyton Leeper (1st, 18), Jevon Mason (2nd, 17), Tyler Wilber (4th, 16) and Brett Graber (5th, 15) occupy those places. Those four are responsible for 66 of SEMO's league-leading 111 bases on balls.

#### Windt Wins

In his first career NCAA Division I start, right-hander Tommy Windt struck out three and did not allow a walk in two innings to beat Saint Louis (Mar. 1), Southeast Missouri's first midweek tilt of the season. Windt then came out of the bullpen to strike out four and pitch 3.2 scoreless, no-hit innings en route to a win vs. Bradley (Mar. 5). In two appearances last week, Windt went 2-0 with a 1.59 ERA, struck out seven, walked two and allowed just two runs on two hits in 5.2 innings. Opposing teams hit only .111 against him in those games. Windt will make his first weekend start in Sunday's game against Valparaiso.

#### Early and Often

Southeast Missouri has jumped on opponents early through its first 14 games this season. In the first four innings alone, SEMO has scored a combined 86 runs, including 22 in the first, 18 in the second, 31 in the third and 15 in the fourth. Fifty-four percent of the Redhawks runs have come in the first four innings of play. SEMO is outscoring opponents 86-63 in that span.

#### Niznik Goes Six

Left-hander Noah Niznik became the first Southeast Missouri starting pitcher to work six innings when he beat Bellarmine for his first win on Feb. 27. Niznik allowed just one run, scattered five hits, struck out two and walked one. It was his longest start since he pitched seven innings in a no-decision vs. Austin Peay on Mar. 20, 2021.

#### What a Weekend!

The Redhawks used a pair of extra inning victories to win their season-opening series on the road at #22 Dallas Baptist (Feb. 18-20). Southeast Missouri stunned the Patriots with 7-6 win in 12 innings on Feb. 18, a game that lasted four-and-a-half-hours. In less than 24 hours, the Redhawks turned around to come-from-behind and beat DBU, 6-5, in 10 innings during another one-run affair. SEMO



## SOUTHEAST MISSOURI BASEBALL NOTES

### MISSOURI STATE SERIES // MAR. 18-20



claimed a series win against a ranked opponent for only the second time in program history. The Redhawks also took two of three at then-#16 Alabama to open the 2009 campaign.

#### Home-Openers

Southeast Missouri improved to 21-10 all-time in home-openers in its NCAA Division I era (since 1992). The Redhawks are now 4-2 in such games under Head Coach Andy Sawyers. Sawyers' home-opening wins came in 2022 (8-7, vs. Bellarmine), 2017 (22-2, vs. Western Illinois), 2019 (5-1, vs. Western Michigan) and 2021 (4-3, vs. Illinois State).

#### Miller Named OVC Pitcher of the Week

Southeast Missouri sophomore right-hander Kyle Miller won the first Ohio Valley Conference Pitcher of the Week award of the 2022 season on Feb. 21. Miller picked up his first win of the season at #22 Dallas Baptist on Feb. 18. He came out of the bullpen to toss six scoreless innings to help lead the Redhawks to a 12-inning one-run upset of the nationally-ranked Patriots. Miller struck out four, walked two and allowed only three hits in his first appearance of the year as SEMO posted a series win against a ranked opponent for only the second time in program history.

#### Ranked Teams Fall on Opening Day

#22 Dallas Baptist was one of six ranked teams to lose on opening day. Southeast Missouri edged the Patriots, 7-6, in 12 innings on Feb. 18. The win snapped an eight-game losing streak against ranked opponents for the Redhawks and marked their first victory over a ranked foe since Apr. 29, 2018 (10-6, vs. #20 Tennessee Tech). After getting two wins against the Patriots, Andy Sawyers now has a total of three victories over ranked teams as SEMO's head coach.

#### Vote-Getters

Southeast Missouri was one of two Ohio Valley Conference teams receiving votes in this week's National Collegiate Baseball Writers Association (NCBWA) Poll on Feb. 21. Dallas Baptist, which was ranked #22 entering the 2022 season, dropped out of the poll after losing two of three in its season-opening series against the Redhawks.

#### Redhawk Debuts

Nine players, including Spencer Parker, Joel Vaske, Ryan Malzahn, Ben Palmer, Wyatt Grant, Jason Rackers, Tommy Windt, Ethan Osborne and Anthony Klein made their Southeast Missouri debuts during opening weekend at #22 Dallas Baptist (Feb. 18-20). Palmer started three games at second base and Vaske saw action in all three contests and logged two starts. Rackers also struck out six in 5.2 innings during SEMO's game two win on Feb. 19.

#### Clutch Hits

Down, 3-1, with one out in the top of the ninth inning of game two at #22 Dallas Baptist (Feb. 19), pinch-hitter Joel Vaske hit a three-run home run to put the Redhawks ahead. SEMO scored four runs in the inning to grab a 5-3 advantage. After DBU hit a two-run home run to send the game to extra innings in the bottom of the ninth, Brett Graber hit a two-out single to score Andrew Keck for the game-winner. Keck doubled, went to third on a wild pitch and scored the winning run on Graber's hit. Vaske hit .333 with two extra base hits, two runs, four RBI, a .788 slugging percentage and .455 on-base percentage in his first three games as a Redhawk.

#### Season-Openers

Southeast Missouri improved to 13-18 all-time in season-openers during its NCAA Division I era (since 1992). SEMO is now 4-2 in such games under Head Coach Andy Sawyers. SEMO beat Western Michigan at home in 2019, UT Arlington in Nacogdoches, Texas in 2017, South Alabama in Mobile, Alabama in 2021 and #22 Dallas Baptist in Dallas, Texas for Sawyers' season-opening victories.

#### Season 64

The 2022 campaign marks Southeast Missouri's 64th year of college baseball. The Redhawks are in their 31st season as an NCAA Division I program. SEMO is 1,407-1,142 all-time and 873-755-1 at the NCAA Division I level since the inception of its baseball program. The Redhawks have a 432-294-1 record in Ohio Valley Conference play. SEMO won five OVC regular-season titles (2002, 2014, 2015, 2016, 2021), four OVC Tournament crowns (1998, 2002, 2016, 2021) and made four NCAA Tournament appearances (1998, 2002, 2016, 2021) in program history.

#### OVC Preseason Favorite

Southeast Missouri was tabbed the preseason favorite in the 2022 Ohio Valley Conference Baseball Preseason Poll on Feb. 10. The reigning OVC regular-season and tournament champion, SEMO received eight of the possible 18 first-place nods in the overall voting by league Head Coaches and Communication Directors. SEMO accumulated a total of 114 points, while Murray State – which the Redhawks beat to win the OVC Tournament crown in 2021 – was picked second with four first-place votes and 104 points. Morehead State (93 pts.), Austin Peay (87 pts.) and Belmont (86 pts.) round out the top five, while SIU Edwardsville (55 pts.), Eastern Illinois (50 pts.), Tennessee Tech (43 pts.) and UT Martin (16 pts.) complete the nine-team predicted order of finish.

#### 2022 Redhawks

The Redhawks 2022 roster consists of 38 players, including four seniors, 16 juniors, nine sophomores and nine freshmen. Southeast Missouri returns five position starters and two starting pitchers. SEMO also has each of its top five hitters back from last season.

#### Wilber Named OVC Preseason Player of the Year

Senior shortstop Tyler Wilber was voted the 2022 Ohio Valley Conference Preseason Player of the Year. A native of Los Alamitos, California, Wilber started all 52 games last season. A Second-Team All-OVC pick, he was Southeast Missouri's leading hitter with a .378 batting average. Wilber also led the Redhawks in RBI (49), total bases (109), slugging percentage (.542), and hits (76). He finished the regular-season with a league-best .400 batting average. Additionally, Wilber was a semifinalist for the Brooks Wallace Award.

#### Batting Titles

Tyler Wilber won the Ohio Valley Conference regular-season batting title twice in his career to date. Wilber was hitting .400 at the end of regular-season play in 2021 and hit .383 during the 2019 campaign.



## SOUTHEAST MISSOURI BASEBALL NOTES

### MISSOURI STATE SERIES // MAR. 18-20

#### What a Career!

Tyler Wilber is in his fourth-year as Southeast Missouri's starting shortstop. Wilber has a career batting average of .374. His batting average is the second-highest in a career among players in SEMO's NCAA Division I era behind Todd Shylanski (.387, 1991-92). Wilber ranks fourth all-time among the Redhawks career leaders in batting average and sixth in on-base percentage (.467). He has 203 hits, 120 runs, 42 doubles, six triples, 18 home runs and 128 RBI in 140 starts.

#### Mason Secures Preseason All-OVC Honors

Left fielder Jevon Mason joined Tyler Wilber on this year's Preseason All-Ohio Valley Conference Team. Mason, who hails from West Des Moines, Iowa, made the league's All-Tournament Team in his first year as a Redhawk in 2021. He ranked second on the team with a .350 batting average behind Wilber. Mason led Southeast Missouri with 14 doubles and boasted a team-best .447 on-base percentage.

#### 140 and Counting

Tyler Wilber has never missed a start in his Southeast Missouri career. The shortstop has started 140 consecutive games as the most experienced player on the roster. Wilber committed only nine errors in 52 starts at short in 2021.

#### From Walk-On to Scholarship

What a rookie season right-hander Kyle Miller had for Southeast Missouri in 2021. Miller, who joined the team as a walk-on, compiled a 4-2 record in 20 appearances and five starts. He rated third on the team with 52 strikeouts in 51.1 innings. Miller picked up his first career save on six outs in the Redhawks season-opening win at South Alabama a year ago and then finished his freshman year by throwing a complete game two-hitter with 10 strikeouts in the Redhawks Ohio Valley Conference Tournament Championship win over Murray State. Miller begins his 2022 campaign as a scholarship player.

#### Newcomer Talent

Outfielder Josh Cameron, infielder Ben Palmer, pitcher Jason Rackers, outfielder Joel Vaske and utility player Tommy Windt are some of the high-impact newcomers on Southeast Missouri's roster this season. Cameron was a

First-Team National Junior College Athletic Association (NJCAA) All-American at Butler Community College in 2021. He finished his career as one of the best junior college power hitters in the country. Cameron hit .412 and ranked second in the NJCAA with 25 home runs. Palmer was the 2021 NJCAA Division I ABCA/Rawlings Gold Glove winner at Iowa Western Community College. Vaske earned Third-Team NJCAA All-America accolades at Kirkwood CC and Rackers, who joins the Redhawks from SEC member Tennessee, is among the top 2022 Draft Prospects in the Ohio Valley Conference according to Baseball America. Windt secured Second-Team NJCAA Division I All-America laurels as a designated hitter at South Suburban College.

#### 2022 Schedule

A 55-game schedule with 25 matchups at Capaha Field is in store for the Southeast Missouri baseball team this upcoming 2022 season. SEMO opens its season with a three-game series at reigning Missouri Valley Conference regular-season and tournament champion Dallas Baptist on Feb. 18-20. DBU is one of four NCAA Tournament teams from last season included on the Redhawks 2022 docket. Southeastern Conference member Ole Miss, which hosted the NCAA Regional SEMO played in during the 2021 campaign, will welcome the Redhawks for a midweek tilt on Apr. 19. Indiana State and Oklahoma State are the other 2021 NCAA Tournament participants. SEMO heads to ISU for a two-game set on Mar. 15-16 and travels to OSU (May 6-8) for its final non-conference series. OSU was runner-up in the Big 12 Conference Tournament last season. The Redhawks also face Kentucky (Feb. 22), Bellarmine, Saint Louis (Mar. 1, Mar. 29), Bradley (Mar. 4-6), Arkansas State (Mar. 8, Apr. 5), Valparaiso (Mar. 11-13), Missouri State (Mar. 18-20, May 10) and Southern Illinois (Apr. 12, Apr. 26) in non-conference action. SEMO hosts Bellarmine in its home-opening weekend on Feb. 25-27. The Redhawks 24-game Ohio Valley Conference schedule begins with a home series against SIU Edwardsville (Mar. 25-27). Murray State (Apr. 8-10), Morehead State (Apr. 22-24) and UT Martin (May 13-15) round out SEMO's home OVC foes. SEMO will make trips to Austin Peay (Apr. 1-3), Tennessee Tech (Apr. 14-16), Belmont (Apr. 29-May 1) and Eastern Illinois (May 19-21) for its four conference road series.

#### OVC Tournament Moves to Lexington

For the first time in 2022, the OVC Baseball Championship will be held at the Lexington Legends Ballpark in Lexington, Kentucky on May 25-28. Since 2001, the Championship has been held at four other neutral locations, including Paducah, Kentucky (2001-09), Jackson, Tennessee (2010-16, 2021), Oxford, Alabama (2017-18) and Marion, Illinois (2019).





# SOUTHEAST MISSOURI BASEBALL NOTES

## MISSOURI STATE SERIES // MAR. 18-20

No.	Name	Pos.	Ht.	Wt.	Cl.	B/T	Hometown (High School/College)
1	Jevon Mason	OF	5-11	202	Jr.	R/R	West Des Moines, Iowa (West Des Moines Valley/Iowa Western CC)
2	Cole Warehime	INF	6-1	185	Fr.	R/R	Downers Grove, Ill. (Downers Grove South)
5	Danny Sperling	INF	6-1	188	Jr.	L/R	Wauconda, Ill. (Wauconda/McHenry County College)
6	Jakob Lewis	INF	5-10	170	Fr.	R/R	Sparkman, Ala. (Sparkman)
7	Kyle Miller	UT	6-2	210	So.	R/R	Eureka, Mo. (Eureka)
8	Ty Stauss	UT	5-10	190	So.	L/R	Wildwood, Mo. (Lafayette)
9	Tyler Wilber	INF	6-3	225	Sr.	R/R	Los Alamitos, Calif. (Los Alamitos/Long Beach City College)
10	Lincoln Andrews	INF	6-4	228	So.	L/R	Canon City, Colo. (Canon City )
11	Ben Palmer	INF	6-3	180	So.	R/R	Fridley, Minn. (Totino-Grace/Iowa Western CC)
12	Andrew Keck	C	6-3	220	Jr.	R/R	St. Louis, Mo. (St. John Vianney)
14	Peyton Leeper	UT	5-11	200	So.	S/R	Mokane, Mo. (South Callaway)
15	Joseph Karall	RHP	6-2	218	So.	R/R	St. Albert, Alberta (Bellerose Composite/Cloud County CC)
16	Wyatt Grant	C	6-1	205	Jr.	R/R	Burkburnett, Texas (Burkburnett/Seward County CC)
17	Josh Cameron	OF	6-4	195	Jr.	R/L	Pflugerville, Texas (Hendrickson/Butler County CC)
18	Noah Niznik	LHP	5-11	196	Jr.	L/L	Imperial, Mo. (St. John Vianney)
19	Spencer Parker	OF	6-1	210	Jr.	L/R	Lee's Summit, Mo. (Lee's Summit/Iowa Western CC)
20	Jason Rackers	RHP	6-7	225	Sr.	R/R	Jefferson City, Mo. (Blair Oaks/Tennessee)
21	Joel Vaske	OF	6-1	205	Jr.	R/R	Dyersville, Iowa (Beckman/Kirkwood CC)
22	Jeb Callaghan	LHP	6-1	222	Jr.	L/L	Yakima, Wash. (Naches Valley/George Washington)
23	Brett Graber	OF	6-0	190	Jr.	R/R	Sacramento, Calif. (Capital Christian School/Cosumnes River College)
24	Fischer Rausch	RHP	6-5	237	So.	R/R	St. Louis, Mo. (Valley Park)
25	Ethan Osborne	LHP	6-1	180	Fr.	L/L	Ashland, Mo. (Southern Boone)
26	Collin Wilma	RHP	6-4	190	So.	R/R	Tinley Park, Ill. (Tinley Park)
27	Austin Williams	RHP	6-3	210	Sr.	R/R	Judsonia, Ark. (White County Central/Three Rivers CC)
28	Anthony Klein	RHP	6-1	225	R-Fr.	R/R	St. Louis, Mo. (Parkway Central)
30	Tommy Windt	UT	6-3	212	Jr.	R/R	Orland Park, Ill. (Carl Sandburg/South Suburban College)
31	Blake Cisneros	LHP	6-1	208	Jr.	L/L	Fenton, Mo. (Rockwood Summit)
32	Connery O'Donnell	RHP	6-3	212	Jr.	R/R	Milliken, Colo. (Roosevelt/Garden City CC)
33	Bryce Grossius	RHP	6-2	210	Jr.	R/R	St. Louis, Mo. (St. Mary's)
34	Alex Esker	LHP	6-4	200	Fr.	L/L	St. Louis, Mo. (Christian Brothers College)
35	Ryan Malzahn	OF	6-4	203	R-Fr.	R/R	O'Fallon, Mo. (O'Fallon Christian)
36	Weston Brockhouse	RHP	6-7	195	Fr.	R/R	Mt Vernon, Ill. (Mt. Vernon/Rend Lake College)
37	Hunter Ralls	RHP	6-3	190	Jr.	R/R	Anna, Ill. (Anna-Jonesboro)
38	Hayden Malenfant	RHP	6-2	197	Sr.	R/R	Whitby, Ontario (Sinclair Secondary/Southeastern CC)
39	Corbin Guthman	RHP	6-3	190	Fr.	R/R	Murphysboro, Ill. (Murphysboro)
44	Matt Perego	RHP	6-7	252	Jr.	R/R	Ballwin, Mo. (Parkway West/John A. Logan College)
45	Tanner Mueller	RHP	6-5	205	Fr.	R/R	Wentzville, Mo. (Lutheran St. Charles)
55	Noah Stone	RHP	6-8	283	So.	R/R	St. Louis, Mo. (Lutheran South/Three Rivers CC)

### Coaches & Staff

- 3 Andy Sawyers, Head Coach (Sixth Year)
- Trevor Ezell, Assistant Coach/Hitting (Second Year)
- Dan McKinney, Assistant Coach/Pitching (First Year)
- Drew Millwood, Director of Analytics (Second Year)
- Austin Spainhour, Volunteer Assistant Coach (First Year)
- Ryan Napoli, Strength & Conditioning
- Mike Patke, Athletic Trainer
- Connor Rooney, Manager
- Connor Martin, Manager
- Ben Kouba, Manager
- Evan Gray, Manager

### Pronunciations

- |                |                            |
|----------------|----------------------------|
| Bryce Grossius | grocius (like grocery)     |
| Joseph Karall  | carroll                    |
| Jevon Mason    | JUH-von                    |
| Noah Niznik    | nez-nick                   |
| Matt Perego    | purr-ay-go                 |
| Ty Stauss      | stauss (sounds like house) |
| Joel Vaske     | vass-key                   |



# SOUTHEAST MISSOURI BASEBALL NOTES

## MISSOURI STATE SERIES // MAR. 18-20



No.	Name	Pos.	Ht.	Wt.	Cl.	B/T	Hometown (High School/College)
10	Lincoln Andrews	INF	6-4	228	So.	L/R	Canon City, Colo. (Canon City )
36	Weston Brockhouse	RHP	6-7	195	Fr.	R/R	Mt Vernon, Ill. (Mt. Vernon/Rend Lake College)
22	Jeb Callaghan	LHP	6-1	222	Jr.	L/L	Yakima, Wash. (Naches Valley/George Washington)
17	Josh Cameron	OF	6-4	195	Jr.	R/L	Pflugerville, Texas (Hendrickson/Butler County CC)
31	Blake Cisneros	LHP	6-1	208	Jr.	L/L	Fenton, Mo. (Rockwood Summit)
34	Alex Esker	LHP	6-4	200	Fr.	L/L	St. Louis, Mo. (Christian Brothers College)
23	Brett Graber	OF	6-0	190	Jr.	R/R	Sacramento, Calif. (Capital Christian School/Cosumnes River College)
16	Wyatt Grant	C	6-1	205	Jr.	R/R	Burkburnett, Texas (Burkburnett/Seward County CC)
33	Bryce Grossius	RHP	6-2	210	Jr.	R/R	St. Louis, Mo. (St. Mary's)
39	Corbin Guthman	RHP	6-3	190	Fr.	R/R	Murphysboro, Ill. (Murphysboro)
15	Joseph Karall	RHP	6-2	218	So.	R/R	St. Albert, Alberta (Bellerose Composite/Cloud County CC)
12	Andrew Keck	C	6-3	220	Jr.	R/R	St. Louis, Mo. (St. John Vianney)
28	Anthony Klein	RHP	6-1	225	R-Fr.	R/R	St. Louis, Mo. (Parkway Central)
14	Peyton Leeper	UT	5-11	200	So.	S/R	Mokane, Mo. (South Callaway)
6	Jakob Lewis	INF	5-10	170	Fr.	R/R	Sparkman, Ala. (Sparkman)
38	Hayden Malenfant	RHP	6-2	197	Sr.	R/R	Whitby, Ontario (Sinclair Secondary/Southeastern CC)
35	Ryan Malzahn	OF	6-4	203	R-Fr.	R/R	O'Fallon, Mo. (O'Fallon Christian)
1	Jevon Mason	OF	5-11	202	Jr.	R/R	West Des Moines, Iowa (West Des Moines Valley/Iowa Western CC)
7	Kyle Miller	UT	6-2	210	So.	R/R	Eureka, Mo. (Eureka)
45	Tanner Mueller	RHP	6-5	205	Fr.	R/R	Wentzville, Mo. (Lutheran St. Charles)
18	Noah Niznik	LHP	5-11	196	Jr.	L/L	Imperial, Mo. (St. John Vianney)
32	Connery O'Donnell	RHP	6-3	212	Jr.	R/R	Milliken, Colo. (Roosevelt/Garden City CC)
25	Ethan Osborne	LHP	6-1	180	Fr.	L/L	Ashland, Mo. (Southern Boone)
11	Ben Palmer	INF	6-3	180	So.	R/R	Fridley, Minn. (Totino-Grace/Iowa Western CC)
19	Spencer Parker	OF	6-1	210	Jr.	L/R	Lee's Summit, Mo. (Lee's Summit/Iowa Western CC)
44	Matt Perego	RHP	6-7	252	Jr.	R/R	Ballwin, Mo. (Parkway West/John A. Logan College)
20	Jason Rackers	RHP	6-7	225	Sr.	R/R	Jefferson City, Mo. (Blair Oaks/Tennessee)
37	Hunter Ralls	RHP	6-3	190	Jr.	R/R	Anna, Ill. (Anna-Jonesboro)
24	Fischer Rausch	RHP	6-5	237	So.	R/R	St. Louis, Mo. (Valley Park)
5	Danny Sperling	INF	6-1	188	Jr.	L/R	Wauconda, Ill. (Wauconda/McHenry County College)
8	Ty Stauss	UT	5-10	190	So.	L/R	Wildwood, Mo. (Lafayette)
55	Noah Stone	RHP	6-8	283	So.	R/R	St. Louis, Mo. (Lutheran South/Three Rivers CC)
21	Joel Vaske	OF	6-1	205	Jr.	R/R	Dyersville, Iowa (Beckman/Kirkwood CC)
2	Cole Warehime	INF	6-1	185	Fr.	R/R	Downers Grove, Ill. (Downers Grove South)
9	Tyler Wilber	INF	6-3	225	Sr.	R/R	Los Alamitos, Calif. (Los Alamitos/Long Beach City College)
27	Austin Williams	RHP	6-3	210	Sr.	R/R	Judsonia, Ark. (White County Central/Three Rivers CC)
26	Collin Wilma	RHP	6-4	190	So.	R/R	Tinley Park, Ill. (Tinley Park)
30	Tommy Windt	UT	6-3	212	Jr.	R/R	Orland Park, Ill. (Carl Sandburg/South Suburban College)

### Roster Breakdown

Total Squad Members	38
Seniors	4
Juniors	16
Sophomores	9
Freshmen	9
Newcomers	14
Position Starters Returning/Lost	5/4
Starting Pitchers Returning/Lost	2/1





## SOUTHEAST MISSOURI BASEBALL NOTES

### MISSOURI STATE SERIES // MAR. 18-20




**1**  
**Jevon Mason**  
OF / 5-11 / 202 / Jr. / R/R  
West Des Moines, Iowa



**2**  
**Cole Warehime**  
INF / 6-1 / 185 / Fr. / R/R  
Downers Grove, Ill.



**5**  
**Danny Sperling**  
INF / 6-1 / 188 / Jr. / L/R  
Wauconda, Ill.




**6**  
**Jakob Lewis**  
INF / 5-10 / 170 / Fr. / R/R  
Sparkman, Ala.



**7**  
**Kyle Miller**  
UT / 6-2 / 210 / So. / R/R  
Eureka, Mo.



**8**  
**Ty Stauss**  
UT / 5-10 / 190 / So. / L/R  
Wildwood, Mo.



**9**  
**Tyler Wilber**  
INF / 6-3 / 225 / Sr. / R/R  
Los Alamitos, Calif.



**10**  
**Lincoln Andrews**  
INF / 6-4 / 228 / So. / L/R  
Canon City, Colo.



**11**  
**Ben Palmer**  
INF / 6-3 / 180 / So. / R/R  
Fridley, Minn.



**12**  
**Andrew Keck**  
C / 6-3 / 220 / Jr. / R/R  
St. Louis, Mo.



**14**  
**Peyton Leeper**  
UT / 5-11 / 200 / So. / S/R  
Mokane, Mo.



**15**  
**Joseph Karall**  
RHP / 6-2 / 218 / So. / R/R  
St. Albert, Alberta, Canada



**16**  
**Wyatt Grant**  
C / 6-1 / 205 / Jr. / R/R  
Burkburnett, Texas



**17**  
**Josh Cameron**  
OF / 6-4 / 195 / Jr. / R/L  
Pflugerville, Texas



**18**  
**Noah Niznik**  
LHP / 5-11 / 196 / Jr. / L/L  
St. Louis, Mo.




**19**  
**Spencer Parker**  
OF / 6-1 / 210 / Jr. / L/R  
Lee's Summit, Mo.



**20**  
**Jason Rackers**  
RHP / 6-7 / 225 / Sr. / R/R  
Jefferson City, Mo.




**21**  
**Joel Vaske**  
OF / 6-1 / 205 / Jr. / R/R  
Dyersville, Iowa



**22**  
**Jeb Callaghan**  
LHP / 6-1 / 222 / Jr. / L/L  
Yakima, Wash.



**23**  
**Brett Graber**  
OF / 6-0 / 190 / Jr. / R/R  
Sacramento, Calif.




**24**  
**Fischer Rausch**  
RHP / 6-5 / 237 / So. / R/R  
St. Louis, Mo.



**25**  
**Ethan Osborne**  
LHP / 6-1 / 180 / Fr. / L/L  
Ashland, Mo.



**26**  
**Collin Wilma**  
RHP / 6-4 / 190 / So. / R/R  
Tinley Park, Ill.




**27**  
**Austin Williams**  
RHP / 6-3 / 210 / Sr. / R/R  
Judsonia, Ark.



**28**  
**Anthony Klein**  
RHP / 6-1 / 225 / R-Fr. / R/R  
St. Louis, Mo.

**SOUTHEAST MISSOURI BASEBALL NOTES**  
**MISSOURI STATE SERIES // MAR. 18-20**



**30**

**Tommy Windt**  
 UT / 6-3 / 212 / Jr. / R/R  
 Orland Park, Ill.



**31**

**Blake Cisneros**  
 LHP / 6-1 / 208 / Jr. / L/L  
 Fenton, Mo.




**32**

**Connery O'Donnell**  
 RHP / 6-3 / 212 / Jr. / R/R  
 Milliken, Colo.




**33**

**Bryce Grossius**  
 RHP / 6-2 / 210 / Jr. / R/R  
 St. Louis, Mo.



**34**

**Alex Esker**  
 LHP / 6-4 / 200 / Fr. / L/L  
 St. Louis, Mo.



**35**

**Ryan Malzahn**  
 OF / 6-4 / 203 / R-Fr. / R/R  
 O'Fallon, Mo.



**36**

**Weston Brockhouse**  
 RHP / 6-7 / 195 / Fr. / R/R  
 Mt. Vernon, Ill.




**37**

**Hunter Ralls**  
 RHP / 6-3 / 190 / Jr. / R/R  
 Anna, Ill.



**38**

**Hayden Malenfant**  
 RHP / 6-2 / 197 / Sr. / R/R  
 Whitby, Ontario




**39**

**Corbin Guthman**  
 RHP / 6-3 / 190 / Fr. / R/R  
 Murphysboro, Ill.



**44**

**Matt Perego**  
 RHP / 6-7 / 252 / Jr. / R/R  
 Ballwin, Mo.



**45**

**Tanner Mueller**  
 RHP / 6-5 / 205 / Fr. / R/R  
 Wentzville, Mo.



**55**

**Noah Stone**  
 RHP / 6-8 / 283 / So. / R/R  
 St. Louis, Mo.




**3**

**Andy Sawyers**  
 Head Coach  
 Sixth Year



**4**

**Trevor Ezell**  
 Assistant Coach/Hitting  
 Second Year



**4**

**Dan McKinney**  
 Assistant Coach/Pitching  
 First Year



**4**

**Drew Millwood**  
 Director of Analytics  
 Second Year



**4**

**Austin Spainhour**  
 Volunteer Assistant  
 First Year




**Connor Rooney**  
 Manager



**Connor Martin**  
 Manager



**Ben Kouba**  
 Manager



**Evan Gray**  
 Manager



**Mike Patke**  
 Athletic Trainer



**Ryan Napoli**  
 Strength & Conditioning

**OVC TOURNAMENT CHAMPIONS | 1998 • 2002 • 2016 • 2021**  
**NCAA TOURNAMENT | 1998 • 2002 • 2016 • 2021**





## ANDY SAWYERS

HEAD COACH

**A**ndy Sawyers is the reigning Ohio Valley Conference Coach of the Year after leading Southeast Missouri to the league's regular-season and tournament titles, and the program's fourth NCAA Tournament berth in 2021.

Sawyers looks to carry the momentum into the 2022 campaign, his sixth year as SEMO's head coach.

The Redhawks finished their championship season with an overall 30-22 record and 17-10 in the OVC. SEMO recorded 30 wins in a season for the first time with Sawyers at the helm and posted series wins in eight of its nine series against league foes in 2021.

Sawyers coached his first OVC Specialty Award-Winner when left-hander Dylan Dodd was tabbed the league's Pitcher of the Year.

Dodd later became the

highest draft pick in program history when he was selected in the third round by the Atlanta Braves in the 2021 Major League Draft. Additionally, Dodd wrapped up his final college season as a Second-Team Collegiate Baseball All-American.

Statistically, SEMO led the OVC with 14 saves and a .967 fielding percentage after committing just 49 errors in 52 contests. The Redhawks were also second in the conference in wins as their 30 victories marked the most in a season in five years.

In 2020, SEMO had an overall record of 9-8 and a 2-1 mark in OVC play when its season abruptly ended due to a global COVID-19 pandemic. The Redhawks heated up to win seven of nine contests prior to the end of competition.

The Redhawks led the OVC in

batting average (.314), hits (188), triples (9), plate appearances (707), at-bats (598), hit by pitch (26), stolen bases (36), fewest walks allowed (54) and fielding percentage (.976), and rated second in slugging percentage (.503), on-base percentage (.404), runs (129), RBI (121) and home runs (21) at the time their 2020 campaign came to a close. SEMO also ranked among the top 10 teams in the nation in hits (6th) and triples (8th).

Individually, Justin Dirden led the conference in slugging percentage (.900), RBI (26), home runs (9), hits (29), total bases (63) and stolen bases (9) before signing as an undrafted free agent with the Houston Astros.

Shortstop Tyler Wilber topped the OVC in runs (26) and center fielder Danny Wright tied a league-high with 29 hits when play was suspended.

Pitching wise, left-handers Dylan Dodd (2-1, 36 Ks) and Noah Niznik (3-0, 15 Ks) were a combined 5-1 with 51 strikeouts and two complete game shutouts through four starts in 2020.

Before they took the field in 2019, the Redhawks ushered in a state-of-the-art hitting facility adjacent to Capaha Field. The 4,000-square foot facility can fit up to four batting cages and is equipped with portable pitching mounds. It also had HitTrax Rapsodo technology which is used to enhance overall player performance through real-time stats and performance metrics.

SEMO went 23-32 during an injury-riddled 2019 campaign. The Redhawks played without five of their position starters for much of the season.

Despite the misfortune with injuries, SEMO had a pair of All-OVC performers in Wilber

## SOUTHEAST MISSOURI BASEBALL NOTES

### MISSOURI STATE SERIES // MAR. 18-20



and Niznik.

A First-Team selection, Wilber led the OVC with a .383 batting average and was the Redhawks leader in hits (80) doubles (19), triples (3), RBI (40), slugging percentage (.531) and on-base percentage (.480).

Niznik, who landed a spot on the All-Newcomer Team, started 13 games as a freshman. He led the team with a 3.63 ERA, ranked second in innings (62) and third in both strikeouts (49) and wins (3).

The year before that, Sawyers guided the 2018 squad to the program's 13th consecutive OVC Tournament berth as the Redhawks finished 27-30 overall and second in the conference with a 20-10 record.

That team produced three First-Team All-OVC performers, including Carlos Vega, Trevor Ezell and Dirden.

Sawyers was hired as the sixth head coach in program history on July 29, 2016.

In his first year as an NCAA Division I head coach in 2017, Sawyers led the Redhawks to a winning season (29-26 overall, 16-14 OVC). He also picked up his first career OVC Tournament win along the way.

First-Team pick Dan Holst, Second-Team selections Brian Lees, Chris Osborne, Justin Murphy and Clay Chandler, and All-Newcomer Team member Danny Wright formed a group of six All-OVC players in Sawyers' debut season as a Division I head coach.

In all, Sawyers has two decades worth of collegiate coaching experience.

Prior to arriving in Cape Girardeau, he worked two seasons as the Associate Head

Coach/Offensive Coordinator at Big 12 Conference member Kansas State. There, Sawyers oversaw the hitters and catchers, while helping coordinate recruiting efforts.

Sawyers has coached in two College World Series, two NCAA Super Regionals and nine NCAA Tournaments during his coaching tenure. He has mentored 40 Major League Baseball draft picks, including two first-round selections and nine top-10 round picks.

The Wildcats ranked fourth in the Big 12 offensively with a .284 team batting average in 2016. K-State's offense registered a .400 slugging percentage and .372 on-base percentage, scored 335 runs, had 550 hits, belted 100 doubles, notched 17 triples, and finished with 30 home runs and 300 RBI.

Sawyers coached freshman Josh Rolette who garnered Louisville Slugger Freshman All-American honors in 2016. He also helped mentor Jake Scudder who was named Big 12 Newcomer of the Year. The Wildcats had three student-athletes on the All-Big 12 Teams that season.

The 2015 and 2016 campaigns were Sawyers' second stint at K-State.

He previously served as an assistant coach for the Wildcats in 2009 and 2010. Sawyers helped lead K-State to an 80-30-1 record and the first two NCAA Regional appearances in school history over that span.

The 2009 season was a year of power for the Wildcats under Sawyers. The team hit 22 triples and 58 home runs, most in both categories since 1997. The offense shined when it came to

stolen bases as the 149 steals were second-most in the nation and just two shy of breaking the Big 12 record. Overall, the team finished among Big 12 leaders in on-base percentage (2nd, .399), runs scored (2nd, 458), hits (2nd, 675), RBI (2nd, 420), doubles (3rd, 123), and fewest strikeouts (4th, 393).

Six Wildcats claimed All-Big 12 honors in 2009, including outfielder Nick Martini, who also garnered Louisville Slugger Freshman All America honors, and Justin Bloxom and Carter Jurica, who finished fourth and eighth, respectively, in the Big 12 in batting average.

The 2010 squad matched the success of 2009 by also reaching the NCAA postseason, and the offense topped the previous season totals in batting average (.323 in 2010; .317 in 2009), runs per game (7.6 vs. 7.4) and OBP (.426 vs. .399).

Before K-State, Sawyers spent four seasons as Associate Head Coach at Texas A&M (2011-14). Those four seasons at Texas

A&M represented the end of Sawyers' five-year stint with the Aggies after he spent 2008 as a volunteer assistant coach.

In each of those five seasons, Sawyers helped Texas A&M reach an NCAA Regional while also winning a pair of Big 12 championships. In addition, he coached standouts Tyler Naquin - 2011 Big 12 Player of the Year, All-American and a first round pick by the Cleveland Indians in 2012 - and Krey Bratson, a 2011 Freshman All-American.

Before his appointment at Texas A&M in 2008, Sawyers worked with current Aggie head coach Rob Childress as an assistant coach and recruiting coordinator at Nebraska from 2003-07.

While in Lincoln, he helped the Huskers earn four trips to the NCAA Tournament, including an appearance at the 2005 College World Series. Sawyers, who lettered two years at Nebraska, worked with 12 Huskers who were selected in the MLB Draft, including Alex







## SOUTHEAST MISSOURI BASEBALL NOTES

### MISSOURI STATE SERIES // MAR. 18-20

Collegiate Baseball.

After working as the volunteer assistant at Nebraska in 2000, Sawyers worked the 2001 and 2002 seasons as head coach at Hutchinson Community College, compiling an 87-30 record and two postseason berths. In 2001, the Dragons went 40-16 and won the Jayhawk West Sub-Regional, while the 2002 squad set a school record with 47 wins and was ranked as high as seventh by the NJCAA.

Sawyers' coaching career began at Northwestern (La.)

State in 1999 as a volunteer assistant coach, helping the Demons finish second in the Southland Conference.

He first played collegiately at Point Loma (Calif.) Nazarene College in 1994. Following a year off, he played at Mendocino (Calif.) Junior College in 1996 before finishing up his playing career at Nebraska.

A native of Willits, California, Sawyers received his bachelor (1998) and master's (2000) degrees from Nebraska. He is married to the former Dena

Lindeblad and the couple have two sons, Andrew James (A.J.) and Alex.



### ■ The Sawyers File

#### Experience:

22nd Year (Sixth at SEMO)

#### Hometown:

Willits, Calif.

#### Birthdate:

May 24, 1975

#### Alma Mater:

Nebraska, 1998

#### Education:

B.A. History (Nebraska)  
M.S. Education (Nebraska)

#### Date Hired:

July 29, 2016

#### Family:

Wife - Dena  
Children - A.J., Alex

#### Playing Experience:

Point Loma Nazarene, 1994  
Mendocino College, 1996  
Nebraska, 1997-98

#### Coaching Experience:

Northwestern State, Volunteer Asst., 1999  
Nebraska, Volunteer Asst., 2000  
Hutchinson CC, Head Coach, 2001-02  
Nebraska, Assistant Coach, 2003-07  
Texas A&M, Volunteer Asst., 2008  
Kansas State, Assistant Coach, 2009-10  
Texas A&M, Assoc. Head Coach, 2011-14  
Kansas State, Assoc. Head Coach, 2015-16  
Southeast Missouri, Head Coach, 2017-pr.

#### Sawyers' Year-by-Year Records

Year	School	Assignment	Record	Conf./Finish	Postseason
1999	Northwestern State	Volunteer Assistant	38-21	18-9/2nd	
2000	Nebraska	Volunteer Assistant	51-17	21-9/2nd	NCAA Super Regional
2001	Hutchinson CC	Head Coach	40-16	-	Sub-Regional
2002	Hutchinson CC	Head Coach	47-11	-	Sub-Regional
2003	Nebraska	Assistant Coach	47-18	20-7/1st	NCAA Regional
2004	Nebraska	Assistant Coach	36-23	11-16/8th	-
2005	Nebraska	Assistant Coach	57-15	19-8/1st	NCAA College World Series
2006	Nebraska	Assistant Coach	42-17	17-10/3rd	NCAA Regional
2007	Nebraska	Assistant Coach	32-27	14-13/4th	NCAA Regional
2008	Texas A&M	Volunteer Assistant	46-19	19-8/1st	NCAA Super Regional
2009	Kansas State	Assistant Coach	43-18-1	14-11-1/4th	NCAA Regional
2010	Kansas State	Assistant Coach	37-22	14-12/3rd	NCAA Regional
2011	Texas A&M	Assoc. Head Coach	47-22	19-8/t1st	NCAA College World Series
2012	Texas A&M	Assoc. Head Coach	43-18	16-8/2nd	NCAA Regional
2013	Texas A&M	Assoc. Head Coach	34-29	13-16/6th	NCAA Regional
2014	Texas A&M	Assoc. Head Coach	36-26	14-16/5th	NCAA Regional
2015	Kansas State	Assoc. Head Coach	27-30	10-14/6th	-
2016	Kansas State	Assoc. Head Coach	26-31	8-16/8th	-
2017	Southeast Missouri	Head Coach	29-26	16-14/5th	OVC Tournament
2018	Southeast Missouri	Head Coach	27-30	20-10/2nd	OVC Tournament
2019	Southeast Missouri	Head Coach	23-32	10-20/10th	-
2020*	Southeast Missouri	Head Coach	9-8	2-1	-
2021	Southeast Missouri	Head Coach	30-22	17-10/1st	NCAA Regional
2022	Southeast Missouri	Head Coach	13-3	-	-

\* - Season ended due to COVID-19 pandemic

#### Overall Record as a Head Coach: 218-148 (7 years)

Record at Southeast Missouri, 131-121, 65-55 Ohio Valley Conference (6th year)

Record at Hutchinson CC, 87-27 (2 years)

Record as a college associate head coach, 213-156

Record as a college assistant coach, 294-140-1

Record as a volunteer assistant coach, 135-57

#### Coaching Honors

2021 OVC Coach of the Year

# SOUTHEAST MISSOURI BASEBALL NOTES

## MISSOURI STATE SERIES // MAR. 18-20



### 2022 Statistics

Record: 13-3 Home: 10-0 Away: 3-3 OVC: 0-0

Player	avg	gp-gs	ab	r	h	2b	3b	hr	rbi	tb	slg%	bb	hp	so	gdp	ob%	sf	sh	sb-att	po	a	e	fld%
12 KECK, Andrew	.375	16-16	72	16	27	7	0	4	23	46	.639	5	0	13	0	.410	1	0	6-6	116	9	1	.992
23 GRABER, Brett	.358	16-16	53	12	19	4	1	3	14	34	.642	15	4	18	0	.528	0	1	4-6	37	1	0	1.000
1 MASON, Jevon	.338	16-16	65	26	22	5	2	6	19	49	.754	17	0	15	0	.470	1	0	8-9	31	1	1	.970
14 LEEPER, Peyton	.300	16-16	60	25	18	4	0	5	16	37	.617	18	2	14	1	.475	0	1	4-4	14	25	7	.848
9 WILBER, Tyler	.297	16-16	64	19	19	3	0	7	27	43	.672	16	2	10	3	.451	0	0	0-0	24	48	5	.935
10 ANDREWS, Lincoln	.282	16-16	71	16	20	7	0	3	17	36	.507	8	0	28	2	.350	1	0	0-1	125	4	1	.992
21 VASKE, Joel	.259	16-14	54	12	14	2	0	3	13	25	.463	9	2	23	0	.385	0	0	4-5	25	0	0	1.000
19 PARKER, Spencer	.400	7-1	10	2	4	1	0	0	0	5	.500	1	0	1	0	.455	0	0	0-0	0	0	0	.000
11 PALMER, Ben	.244	15-13	41	16	10	1	1	0	10	13	.317	9	2	14	0	.396	1	0	4-4	20	34	5	.915
5 SPERLING, Danny	.229	15-10	35	6	8	1	0	0	5	9	.257	8	1	9	1	.386	0	1	1-1	4	9	2	.867
8 STAUSS, Ty	.217	9-6	23	4	5	0	0	2	2	11	.478	2	0	6	1	.280	0	1	0-0	8	0	0	1.000
16 GRANT, Wyatt	.143	6-2	7	1	1	0	0	0	0	1	.143	3	1	6	0	.455	0	0	0-0	17	3	0	1.000
35 MALZAHN, Ryan	.091	8-2	11	2	1	1	0	0	1	2	.182	0	1	6	0	.167	0	0	0-0	6	0	0	1.000
30 WINDT, Tommy	.000	1-0	1	0	0	0	0	0	0	0	.000	0	0	1	0	.000	0	0	0-0	1	1	0	1.000
28 KLEIN, Anthony	.000	1-0	1	0	0	0	0	0	0	0	.000	0	0	0	0	.000	0	0	0-0	0	0	0	.000
Totals	.296	16	568	157	168	36	4	33	147	311	.548	111	15	164	8	.421	4	4	31-36	430	152	23	.962
Opponents	.272	16	580	102	158	28	4	24	98	266	.459	70	9	144	8	.357	5	1	19-25	408	115	26	.953

LOB - Team (137), Opp (133). DPs turned - Team (10), Opp (10). IBB - Team (1), WILBER, T. 1, Opp (2).

### (All games Sorted by Earned run avg)

Player	era	w-l	app	gs	cg	sho	sv	ip	h	r	er	bb	so	2b	3b	hr	b/avg	wp	hp	bk	sfa	sha
37 RALLS, Hunter	4.41	2-0	5	1	0	0/0	0	16.1	17	12	8	5	13	5	0	2	.258	0	1	0	0	0
27 WILLIAMS, Austin	5.29	2-1	7	2	0	0/0	1	17.0	21	11	10	6	17	3	1	2	.300	1	0	1	0	0
20 RACKERS, Jason	5.71	1-0	4	2	0	0/0	0	17.1	19	11	11	7	21	2	0	4	.279	4	1	0	0	1
18 NIZNIK, Noah	7.16	1-0	4	4	0	0/0	0	16.1	22	14	13	8	12	6	0	4	.310	1	1	0	0	0
33 GROSSIUS, Bryce	7.56	0-0	5	4	0	0/0	0	16.2	23	16	14	7	15	3	0	5	.315	3	1	1	1	0
22 CALLAGHAN, Jeb	0.00	0-0	2	0	0	0/0	0	2.2	1	0	0	2	3	0	0	0	.125	0	0	0	1	0
34 ESKER, Alex	0.00	0-0	2	0	0	0/0	0	2.0	0	0	0	2	1	0	0	0	.000	0	0	0	0	0
38 MALENFANT, Hayden	0.00	0-0	1	0	0	0/0	0	0.2	1	0	0	2	0	0	0	0	.500	0	0	0	1	0
7 MILLER, Kyle	0.60	3-1	6	0	0	0/0	1	15.0	10	3	1	6	15	1	0	0	.182	0	0	0	0	0
31 CISNEROS, Blake	3.00	2-0	8	0	0	0/0	0	6.0	5	3	2	5	6	0	0	0	.208	2	1	0	0	0
28 KLEIN, Anthony	4.50	0-0	4	0	0	0/0	0	4.0	2	2	2	3	8	1	0	1	.133	2	0	0	0	0
24 RAUSCH, Fischer	5.40	0-0	3	0	0	0/0	0	1.2	1	1	1	5	1	1	0	0	.167	0	0	0	0	0
30 WINDT, Tommy	6.89	2-0	6	2	0	0/0	0	15.2	14	13	12	8	19	4	2	2	.241	3	0	1	2	0
25 OSBORNE, Ethan	7.71	0-1	4	1	0	0/0	0	4.2	6	4	4	1	8	0	0	0	.300	0	1	1	0	0
44 PEREGO, Matt	13.50	0-0	3	0	0	0/0	0	4.0	9	6	6	2	4	1	1	1	.450	0	3	0	0	0
15 KARRALL, Joseph	13.50	0-0	1	0	0	0/0	0	1.1	3	2	2	0	0	0	0	1	.429	0	0	0	0	0
55 STONE, Noah	18.00	0-0	2	0	0	0/0	0	2.0	4	4	4	1	1	1	0	2	.400	1	0	0	0	0
Totals	5.65	13-3	16	16	0	0/0	2	143.1	158	102	90	70	144	28	4	24	.272	17	9	4	5	1
Opponents	8.74	3-13	16	16	0	0/0	1	136.0	168	157	132	111	164	36	4	33	.296	20	15	0	4	4

PB - Team (4), GRANT, W. 2, KECK, A. 2, Opp (3). Pickoffs - Team (3), GROSSIUS, B. 1, WILLIAMS, A. 1, MILLER, K. 1. SBA/ATT - KECK, A. (15-18), WILLIAMS, A. (8-9), GRANT, W. (4-5), GROSSIUS, B. (4-5), WINDT, T. (2-4), MILLER, K. (2-2), NIZNIK, N. (1-2), CALLAGHAN, J (1-1), RACKERS, J. (0-1), PEREGO, M. (1-1).



# SOUTHEAST MISSOURI BASEBALL NOTES

## MISSOURI STATE SERIES // MAR. 18-20

### 2022 Results

Date	Opponent	Score	Inns	Overall	OVC	Pitcher of record	Attend	Time
02-18-22	at #22 Dallas Baptist	w 7-6	(12)	1-0-0	0-0-0	MILLER, K. (W 1-0)	1254	4:39
02-19-22	at #22 Dallas Baptist	w 6-5	(10)	2-0-0	0-0-0	CISNEROS, B. (W 1-0)	1004	3:13
02-20-22	at #22 Dallas Baptist	L 5-13	9	2-1-0	0-0-0	WILLIAMS, A. (L 0-1)	988	3:21
02-26-22	BELLARMINE	w 8-7	(11)	3-1-0	0-0-0	MILLER, K. (W 2-0)	224	3:57
02-27-22	BELLARMINE-1	w 10-2	9	4-1-0	0-0-0	NIZNIK, N. (W 1-0)	310	3:00
02-27-22	BELLARMINE-2	w 12-8	9	5-1-0	0-0-0	CISNEROS, B. (W 2-0)	364	3:25
03-01-22	SAINT LOUIS	w 16-5	7	6-1-0	0-0-0	WINDT, T. (W 1-0)	270	2:46
03-04-22	BRADLEY	w 16-7	9	7-1-0	0-0-0	RALLS, H. (W 1-0)	220	3:30
03-05-22	BRADLEY-1	w 11-8	7	8-1-0	0-0-0	RACKERS, J. (W 1-0)	360	2:24
03-05-22	BRADLEY-2	w 12-5	9	9-1-0	0-0-0	WINDT, T. (W 2-0)	560	3:10
03-08-22	at Arkansas State	w 14-6	9	10-1-0	0-0-0	WILLIAMS, A. (W 1-1)	63	3:45
03-12-22	VALPARAISO	w 9-1	9	11-1-0	0-0-0	RALLS, H. (W 2-0)	140	2:41
03-13-22	VALPARAISO-1	w 16-6	9	12-1-0	0-0-0	WILLIAMS, A. (W 2-1)	215	3:24
03-13-22	VALPARAISO-2	w 10-8	9	13-1-0	0-0-0	MILLER, K. (W 3-1)	195	3:12
03-15-22	at Indiana State	L 1-10	9	13-2-0	0-0-0	OSBORNE, E. (L 0-1)	143	3:04
03-16-22	at Indiana State	L 4-5	9	13-3-0	0-0-0	MILLER, K. (L 3-1)	402	2:45

( ) extra inning game

**SOUTHEAST MISSOURI BASEBALL NOTES**  
**MISSOURI STATE SERIES // MAR. 18-20**



**2021 OVC Statistics**

Record: 17-10 Home: 10-5 Away: 7-5 OVC: 17-10

Player	avg	gp-gs	ab	r	h	2b	3b	hr	rbi	tb	slg%	bb	hp	so	gdp	ob%	sf	sh	sb-att	po	a	e	fld%
1 MASON, Jevon	.379	25-23	95	19	36	7	0	0	10	43	.453	13	2	22	2	.459	1	1	2-3	35	0	4	.897
9 WILBER, Tyler	.374	27-27	107	19	40	9	1	4	25	63	.589	11	1	12	5	.426	3	1	1-2	33	81	5	.958
12 KECK, Andrew	.337	27-27	104	21	35	6	1	1	13	46	.442	14	1	14	2	.417	1	0	11-12	92	8	0	1.000
13 STAUSS, Wade	.255	26-26	94	17	24	4	0	7	21	49	.521	7	9	36	0	.354	3	0	0-0	191	14	1	.995
10 ANDREWS, Lincoln	.250	20-17	64	6	16	3	0	1	8	22	.344	2	1	15	1	.279	1	2	0-0	82	0	0	1.000
22 BLAZEVIC, Austin	.241	22-21	83	7	20	3	0	0	12	23	.277	4	1	9	3	.281	1	0	0-0	140	4	2	.986
2 BASLER, Connor	.202	27-27	84	16	17	3	0	1	14	23	.274	12	4	23	1	.324	2	2	3-5	51	67	8	.937
16 LEEPER, Peyton	.200	26-26	90	14	18	6	1	0	8	26	.289	8	6	23	1	.305	1	7	2-5	19	60	6	.929
19 WRIGHT, Danny	.182	27-26	99	15	18	1	0	3	18	28	.283	11	3	29	1	.278	2	2	3-5	59	2	2	.968
-----																							
23 GRABER, Brett	.625	9-2	8	4	5	2	0	0	0	7	.875	2	0	2	0	.700	0	1	0-1	4	0	0	1.000
14 SPERLING, Danny	.207	12-9	29	2	6	1	0	0	2	7	.241	4	1	4	1	.324	0	0	0-0	7	1	0	1.000
8 STAUSS, Ty	.125	15-8	32	3	4	1	0	0	1	5	.156	7	0	9	0	.282	0	1	1-1	9	1	1	.909
5 JACOBSEN, Noah	.125	7-2	8	1	1	0	0	0	0	1	.125	0	1	4	0	.222	0	0	0-1	3	1	1	.800
4 ZIVIC, Braxton	.000	4-2	4	3	0	0	0	0	1	0	.000	4	0	3	0	.500	0	1	2-2	1	0	0	1.000
Totals	.266	27	901	147	240	46	3	17	133	343	.381	99	30	205	17	.353	15	18	25-37	732	272	33	.968
Opponents	.262	27	945	137	248	58	5	20	126	376	.398	88	20	233	13	.335	11	10	19-28	718	280	30	.971

LOB - Team (198), Opp (205). DPs turned - Team (17), Opp (22). IBB - Team (2), WILBER, T. 1, KECK, A. 1. Picked off - KECK, A. 1, GRABER, B. 1, MASON, J. 1.

**(OVC games only Sorted by Earned run avg)**

Player	era	w-l	app	gs	cg	sho	sv	ip	h	r	er	bb	so	2b	3b	hr	b/avg	wp	hp	bks	sfa	sha
25 DODD, Dylan	2.64	6-1	9	9	0	0/1	0	58.0	48	21	17	10	68	12	1	4	.217	7	3	0	1	1
18 NIZNIK, Noah	9.96	1-5	9	8	0	0/0	0	34.1	54	41	38	22	19	13	1	4	.380	2	3	0	3	5
-----																						
44 PEREGO, Matt	0.00	0-0	7	0	0	0/0	0	7.1	6	0	0	4	7	0	0	0	.231	3	0	1	1	0
36 KOSSINA, Joey	0.00	0-0	1	0	0	0/0	0	1.1	1	0	0	0	2	1	0	0	.200	1	0	0	0	0
33 GROSSIUS, Bryce	1.89	1-1	6	2	0	0/0	0	19.0	17	5	4	2	25	3	0	1	.243	3	0	0	1	1
26 WILMA, Collin	2.70	2-0	6	4	0	0/1	0	26.2	21	9	8	7	20	3	0	3	.216	3	5	0	0	0
27 WILLIAMS, Austin	3.28	1-1	12	0	0	0/1	4	24.2	24	9	9	9	25	5	1	2	.242	6	1	0	0	0
24 RAUSCH, Fischer	3.68	0-0	6	0	0	0/1	0	7.1	6	3	3	2	10	2	1	0	.214	1	1	1	0	0
7 MILLER, Kyle	4.05	2-1	11	3	0	0/1	4	26.2	28	15	12	9	28	12	1	1	.269	3	2	0	3	1
37 RALLS, Hunter	4.86	2-0	7	1	0	0/0	0	16.2	20	9	9	9	13	3	0	1	.294	4	1	0	0	1
38 MALENFANT, Hayden	7.56	1-0	7	0	0	0/0	0	8.1	12	9	7	3	4	2	0	2	.353	1	1	0	1	0
20 VOGT, Ryan	9.00	0-0	2	0	0	0/0	0	2.0	2	2	2	1	0	1	0	0	.250	0	0	0	0	0
34 MCCABE, Brandon	9.82	0-0	4	0	0	0/0	0	3.2	3	5	4	3	3	0	0	1	.250	2	3	1	1	1
31 CISNEROS, Blake	10.12	1-1	11	0	0	0/0	1	8.0	6	9	9	7	9	1	0	1	.194	1	0	0	0	0
Totals	4.50	17-10	27	27	0	2/2	9	244.0	248	137	122	88	233	58	5	20	.262	37	20	3	11	10
Opponents	4.44	10-17	27	27	0	1/1	5	239.1	240	147	118	99	205	46	3	17	.266	22	30	0	15	18

PB - Team (8), STAUSS, W. 6, KECK, A. 2, Opp (4). Pickoffs - Team (5), NIZNIK, N. 1, DODD, D. 1, RALLS, H. 1, GROSSIUS, B. 1, WILMA, C. 1, Opp (3). SBA/ATT - STAUSS, W. (13-16), KECK, A. (6-11), WILMA, C. (3-6), NIZNIK, N. (4-5), MILLER, K. (2-4), DODD, D. (3-4), WILLIAMS, A. (3-3), GROSSIUS, B. (1-2), MALENFANT, H (0-1), RALLS, H. (1-1), MCCABE, B. (1-1), PEREGO, M. (1-1).



# SOUTHEAST MISSOURI BASEBALL NOTES

## MISSOURI STATE SERIES // MAR. 18-20

### 2021 OVC Results

Date	Opponent	Score	Inns	Overall	OVC	Pitcher of record	Attend	Time
* 03-12-21	at SIUE	L 2-6	9	0-1-0	0-1-0	DODD, D. (L 1-1)	50	2:26
* 03-13-21	at SIUE-1	w 6-3	(10)	1-1-0	1-1-0	RALLS, H. (W 1-0)	-	3:21
* 03-13-21	at SIUE-2	w 6-4	9	2-1-0	2-1-0	MILLER, K. (W 2-1)	50	2:24
* 03-19-21	AUSTIN PEAY	w 6-3	9	3-1-0	3-1-0	DODD, D. (W 2-1)	205	2:38
* 03-20-21	AUSTIN PEAY-1	w 6-5	(11)	4-1-0	4-1-0	CISNEROS, B. (W 3-1)	435	
* 03-20-21	AUSTIN PEAY-2	L 11-12	(12)	4-2-0	4-2-0	WILLIAMS, A. (L 0-2)	425	4:35
* 03-26-21	at Eastern Illinois	w 3-2	9	5-2-0	5-2-0	DODD, D. (W 3-1)	85	2:36
* 03-27-21	at Eastern Illinois-1	L 2-9	9	5-3-0	5-3-0	MILLER, K. (L 2-2)	103	3:00
* 03-27-21	at Eastern Illinois-2	L 4-8	9	5-4-0	5-4-0	NIZNIK, N. (L 1-2)	107	2:40
* 04-02-21	JACKSONVILLE STATE	w 6-5	9	6-4-0	6-4-0	MALENFANT, H (W 1-0)	205	3:26
* 04-03-21	JACKSONVILLE STATE-1	L 4-8	9	6-5-0	6-5-0	NIZNIK, N. (L 1-3)	-	3:00
* 04-03-21	JACKSONVILLE STATE-2	w 8-3	9	7-5-0	7-5-0	WILMA, C. (W 1-0)	542	3:15
* 04-09-21	at Murray State-1	w 8-3	9	8-5-0	8-5-0	MILLER, K. (W 3-2)	346	3:00
* 04-09-21	at Murray State-2	w 12-8	9	9-5-0	9-5-0	NIZNIK, N. (W 2-3)	214	3:00
* 04-10-21	at Murray State	L 6-11	9	9-6-0	9-6-0	GROSSIUS, B. (L 1-1)	208	3:15
* 04-16-21	TENNESSEE TECH	w 7-3	9	10-6-0	10-6-0	DODD, D. (W 4-1)	203	2:51
* 04-17-21	TENNESSEE TECH-1	L 1-9	9	10-7-0	10-7-0	NIZNIK, N. (L 3-3)	227	3:50
* 04-17-21	TENNESSEE TECH-2	w 7-2	9	11-7-0	11-7-0	WILMA, C. (W 2-0)	364	2:45
* 04-30-21	at Belmont	w 12-0	9	12-7-0	12-7-0	DODD, D. (W 5-1)	79	2:44
* 05-01-21	at Belmont-1	L 1-4	9	12-8-0	12-8-0	NIZNIK, N. (L 2-5)	56	2:53
* 05-01-21	at Belmont-2	w 5-0	9	13-8-0	13-8-0	WILLIAMS, A. (W 1-3)	74	2:45
* 05-07-21	EASTERN KENTUCKY-1	w 6-2	9	14-8-0	14-8-0	DODD, D. (W 6-1)	196	2:27
* 05-07-21	EASTERN KENTUCKY-2	L 0-8	9	14-9-0	14-9-0	CISNEROS, B. (L 3-2)	239	2:38
* 05-08-21	EASTERN KENTUCKY	w 7-6	9	15-9-0	15-9-0	RALLS, H. (W 2-1)	282	2:35
* 05-20-21	UT MARTIN	w 6-2	9	16-9-0	16-9-0	DODD, D. (W 8-1)	284	2:34
* 05-21-21	UT MARTIN-1	w 3-2	9	17-9-0	17-9-0	GROSSIUS, B. (W 4-2)	632	2:53
* 05-21-21	UT MARTIN-2	L 2-9	9	17-10-0	17-10-0	NIZNIK, N. (L 2-6)	640	2:39

( ) extra inning game



# SOUTHEAST MISSOURI BASEBALL NOTES

## MISSOURI STATE SERIES // MAR. 18-20



### Multiple-Hit Games

Player	2	3	4	5+	Total
Peyton Leeper	6	-	-	-	6
Andrew Keck	3	4	1	-	8
Lincoln Andrews	7	-	-	-	7
Brett Graber	3	2	-	-	5
Jevon Mason	3	2	-	-	5
Tyler Wilber	-	4	-	-	4
Danny Sperling	1	-	-	-	1
Joel Vaske	4	-	-	-	4

### Multiple-RBI Games

Player	2	3	4	5+	Total
Lincoln Andrews	5	1	-	-	6
Jevon Mason	7	-	-	-	7
Tyler Wilber	4	2	2	-	8
Joel Vaske	1	2	-	-	3
Andrew Keck	3	1	1	1	6
Peyton Leeper	1	2	1	-	4
Danny Sperling	-	-	1	-	1
Brett Graber	2	2	-	-	4

### Inning-by-Inning Summary

Inning	SEMO	Opp.
First	22	17
Second	15	12
Third	31	17
Fourth	15	7
Fifth	9	10
Sixth	17	10
Seventh	17	8
Eighth	19	3
Ninth	4	3
Ex	3	0
Total	152	87

### Current Hitting Streaks

Player	Games	Started
Jevon Mason	11	2/26
Brett Graber	11	2/26

### Current Reached Base Streaks

Player	Games	Started
Brett Graber	14	2/18
Javon Mason	14	2/18
Peyton Leeper	14	2/18
Andrew Keck	11	2/26

### Career Multiple-Hit Games

Player	2	3	4	5+	Total
Tyler Wilber	37	18	6	-	61
Andrew Keck	31	9	2	-	44
Jevon Mason	13	8	-	-	21
Lincoln Andrews	12	1	1	-	14
Peyton Leeper	12	-	-	-	12
Danny Sperling	5	-	-	-	5
Ty Stauss	2	-	-	-	2
Brett Graber	2	2	-	-	4
Joel Vaske	4	-	-	-	4
Ben Palmer	1	-	-	-	1

### Career Multiple-RBI Games

Player	2	3	4	5+	Total
Tyler Wilber	16	8	2	3	28
Andrew Keck	17	6	-	-	23
Lincoln Andrews	8	2	-	-	10
Jevon Mason	7	2	-	-	9
Danny Sperling	-	-	1	-	1
Ty Stauss	1	-	-	-	1
Joel Vaske	-	2	-	-	2
Brett Graber	2	2	-	-	4
Peyton Leeper	1	1	1	-	3
Ben Palmer	-	-	1	-	1

## 1 Jevon Mason

### 2022 Season-Highs

At-Bats.....	5, 6x, last vs. Valparaiso (3/13/22)
Runs.....	4, at Arkansas State (3/8/22)
Hits.....	3, 2x last vs. Saint Louis (3/1/22)
Doubles.....	1, 5x, last vs. Valparaiso (3/13/22)
Triples.....	2, at Dallas Baptist (2/18/22)
Home Runs.....	1, 6x, last at Indiana State (3/16/22)
RBI.....	2, 5x last vs. Valparaiso (3/13/22)
Stolen Bases.....	2, vs. Valparaiso (3/13/22)

### Career-Highs

At-Bats.....	6, at UT Martin (4/13/21)
Runs.....	4, at Arkansas State (3/8/22)
Hits.....	3, 9x, last vs. Saint Louis (3/1/22)
Doubles.....	2, 2x, last vs. Murray State (5/30/21)
Triples.....	2, at Dallas Baptist (2/18/22)
Home Runs.....	1, 8x, last at Indiana State (3/16/22)
RBI.....	3, 2x, last vs. Murray State (5/28/21)
Stolen Bases.....	2, 3x last vs. Valparaiso (3/13/22)

## 2 Cole Warehime

### 2022 Season/Career-Highs

At-Bats.....	-
Runs.....	-
Hits.....	-
Doubles.....	-
Triples.....	-
Home Runs.....	-
RBI.....	-
Stolen Bases.....	-

## 5 Danny Sperling

### 2022 Season-Highs

At-Bats.....	4, 3x, last vs. Valparaiso (3/13/22)
Runs.....	1, 6x, last vs. Valparaiso (3/13/22)
Hits.....	2, vs. Bellarmine (2/27/22)
Doubles.....	1, vs. Bellarmine (2/27/22)
Triples.....	-
Home Runs.....	-
RBI.....	4, vs. Bellarmine (2/27/22)
Stolen Bases.....	1, at Arkansas State (3/8/22)

### Career-Highs

At-Bats.....	4, 9x, last vs. Valparaiso (3/13/22)
Runs.....	2, at Lipscomb (5/15/21)
Hits.....	2, 6x, last vs. Bellarmine (2/27/22)
Doubles.....	1, 2x, last vs. Bellarmine (3/8/22)
Triples.....	-
Home Runs.....	1, vs. Murray State (5/30/21)
RBI.....	4, vs. Bellarmine (2/27/22)
Stolen Bases.....	1, 2x, last at Arkansas State (3/8/22)

## 7 Kyle Miller

### 2022 Season-Highs

Innings Pitched.....	6.0, at Dallas Baptist (2/18/22)
Fewest Hits.....	0, 2x, last at Arkansas State (3/8/22)
Most Hits.....	5, vs. Valparaiso (3/13/22)
Fewest Runs.....	0, 4x, last at Arkansas State (3/8/22)
Most Runs.....	2, vs. Valparaiso (3/13/22)
Fewest Walks.....	0, 3x, last vs. Valparaiso (3/13/22)
Strikeouts.....	5, vs. Valparaiso (3/13/22)

### Career-Highs

Innings Pitched.....	9.0, vs. Murray State (5/30/21)
Fewest Hits.....	0, 5x, last at Arkansas State (3/8/22)
Most Hits.....	9, vs. Austin Peay (3/20/21)
Fewest Runs.....	0, 11x, last at Arkansas State (3/8/22)
Most Runs.....	5, vs. Austin Peay (3/20/21)
Fewest Walks.....	0, 14x, last vs. Valparaiso (3/13/22)
Strikeouts.....	10, vs. Murray State (5/30/21)

## 8 Ty Stauss

### 2022 Season-Highs

At-Bats.....	5, vs. Bellarmine (2/26/22)
Runs.....	1, 4x, last at Indiana State (3/15/22)
Hits.....	1, 4x, last at Indiana State (3/15/22)
Doubles.....	-
Triples.....	-
Home Runs.....	1, 2x, last vs. Bradley (3/5/22)
RBI.....	1, 2x, last vs. Bradley (3/5/22)
Stolen Bases.....	-

### Career-Highs

At-Bats.....	5, at SIU Edwardsville (3/13/21)
Runs.....	2, 2x, last at UT Martin (4/13/21)
Hits.....	2, 2x, last vs. Illinois State (3/7/21)
Doubles.....	1, 3x, last at UT Martin (4/19/21)
Triples.....	-
Home Runs.....	1, vs. Bradley (3/5/22)
RBI.....	2, at Arkansas (2/29/21)
Stolen Bases.....	1, 3x, last vs. Austin Peay (3/19/21)

## 9 Tyler Wilber

### 2022 Season-Highs

At-Bats.....	6, 2x, last vs. Bradley (3/4/22)
Runs.....	3, vs. Bradley (3/4/22)
Hits.....	3, 4x, last vs. Valparaiso (3/13/22)
Doubles.....	1, 3x, last vs. Saint Louis (3/1/22)
Triples.....	-
Home Runs.....	2, vs. Valparaiso (3/13/22)
RBI.....	4, 2x, last vs. Valparaiso (3/13/22)
Stolen Bases.....	-

### Career-Highs

At-Bats.....	6, 6x, last vs. Bradley (3/4/22)
Runs.....	3, 6x, last vs. Bradley (3/4/22)
Hits.....	4, 6x, last at Austin Peay (4/28/21)
Doubles.....	2, 4x, last at Murray State (4/9/21)
Triples.....	1, 5x, last vs. Tennessee Tech (4/17/21)
Home Runs.....	2, vs. Valparaiso (3/13/22)
RBI.....	6, at UT Martin (3/6/20)
Stolen Bases.....	1, 8x, last at Austin Peay (4/28/21)

## 10 Lincoln Andrews

### 2022 Season-Highs

At-Bats.....	6, at Dallas Baptist (2/18/22)
Runs.....	2, 3x, last vs. Bradley (3/5/22)
Hits.....	2, 6x, last vs. Valparaiso (3/13/22)
Doubles.....	1, 3x, last at Arkansas State (3/8/22)
Triples.....	-
Home Runs.....	1, 2x, last vs. Valparaiso (3/13/22)
RBI.....	3, vs. Bradley (3/5/22)
Stolen Bases.....	-

### Career-Highs

At-Bats.....	6, at Dallas Baptist (2/18/22)
Runs.....	2, 6x, last vs. Bradley (3/5/22)
Hits.....	4, at Austin Peay (4/28/21)
Doubles.....	1, 11x, last vs. Arkansas State (3/8/22)
Triples.....	1, at UT Martin (3/7/20)
Home Runs.....	1, 5x, last vs. Valparaiso (3/13/22)
RBI.....	3, 2x, last vs. Bradley (3/5/21)
Stolen Bases.....	-

## 11 Ben Palmer

### 2022 Season/Career-Highs

At-Bats.....	5, 2x, last at Arkansas State (3/8/22)
Runs.....	3, vs. Valparaiso (3/13/22)
Hits.....	2, 2x last at Indiana State (3/16/22)
Doubles.....	1, at Arkansas State (3/8/22)
Triples.....	1, vs. Valparaiso (3/13/22)
Home Runs.....	-
RBI.....	4, vs. Valparaiso (3/13/22)
Stolen Bases.....	1, 4x, last vs. Valparaiso (3/13/22)



## SOUTHEAST MISSOURI BASEBALL NOTES

### MISSOURI STATE SERIES // MAR. 18-20

#### 12 Andrew Keck

2022 Season-Highs

At-Bats.....6, 2x, last at Arkansas State (3/8/22)  
Runs.....4, vs. Saint Louis (3/1/22)  
Hits.....4, vs. Saint Louis (3/1/22)  
Doubles.....2, at Arkansas State (3/8/22)  
Triples.....-  
Home Runs.....1, 4x last vs. Valparaiso (3/13/22)  
RBI.....7, vs. Saint Louis (3/1/22)  
Stolen Bases.....2, vs. Saint Louis (2/18/22)

Career-Highs

At-Bats.....6, 4x, last at Arkansas State (3/8/22)  
Runs.....4, vs. Saint Louis (3/1/22)  
Hits.....4, 3x, last vs. Saint Louis (3/1/22)  
Doubles.....2, 2x, last vs. Eastern Kentucky (5/8/21)  
Triples.....1, 2x, last vs. Tennessee Tech (4/17/21)  
Home Runs.....2, at Austin Peay (4/28/21)  
RBI.....3, 5x, last at Austin Peay (4/28/21)  
Stolen Bases.....2, 7x, last vs. Saint Louis (3/1/22)

#### 14 Peyton Leeper

2022 Season-Highs

At-Bats.....6, vs. Valparaiso (3/13/22)  
Runs.....3, 2x, last at Arkansas State (3/8/22)  
Hits.....2, 5x, last vs. Valparaiso (3/13/22)  
Doubles.....1, 4x, last at Indiana State (3/15/22)  
Triples.....-  
Home Runs.....1, 5x, last vs. Valparaiso (3/13/22)  
RBI.....4, vs. Valparaiso (3/13/22)  
Stolen Bases.....1, vs. Valparaiso (3/13/22)

Career-Highs

At-Bats.....6, vs. Valparaiso (3/13/22)  
Runs.....3, 3x, last at Arkansas State (3/8/22)  
Hits.....2, 11x, last vs. Valparaiso (3/13/22)  
Doubles.....1, 12x, last at Indiana State (3/15/22)  
Triples.....1, 4x, last vs. Eastern Kentucky (5/8/21)  
Home Runs.....1, 5x, last vs. Valparaiso (3/13/22)  
RBI.....4, vs. Valparaiso (3/13/22)  
Stolen Bases.....1, 7x, last vs. Valparaiso (3/13/22)

#### 15 Joseph Karall

2022 Season-Highs

Innings Pitched.....11, at Indiana State (3/15/22)  
Fewest Hits.....-  
Most Hits.....3, at Indiana State (3/15/22)  
Fewest Runs.....-  
Most Runs.....2, at Indiana State (3/15/22)  
Fewest Walks.....0, at Indiana State (3/15/22)  
Strikeouts.....-

Career-Highs

Innings Pitched.....11, at Indiana State (3/15/22)  
Fewest Hits.....0, at Arkansas (2/26/21)  
Most Hits.....3, 2x, last at Indiana State (3/15/22)  
Fewest Runs.....0, 2x, last at Arkansas (2/27/21)  
Most Runs.....7, vs. Southern Illinois (3/24/21)  
Fewest Walks.....0, 3x, last at Indiana State (3/15/22)  
Strikeouts.....1, at Arkansas (2/27/21)

#### 16 Wyatt Grant

2022 Season/Career-Highs

At-Bats.....3, vs. Valparaiso (3/13/22)  
Runs.....1, vs. Bellarmine (2/27/22)  
Hits.....1, vs. Valparaiso (3/13/22)  
Doubles.....-  
Triples.....-  
Home Runs.....-  
RBI.....-  
Stolen Bases.....-

#### 17 Josh Cameron

2022 Season/Career-Highs

At-Bats.....-  
Runs.....-  
Hits.....-  
Doubles.....-  
Triples.....-  
Home Runs.....-  
RBI.....-  
Stolen Bases.....-

#### 18 Noah Niznik

2022 Season-Highs

Innings Pitched.....6.0, vs. Bellarmine (2/27/22)  
Fewest Hits.....5, 2x last vs. Valparaiso (3/13/22)  
Most Hits.....6, 2x, last vs. Bradley (3/5/22)  
Fewest Runs.....1, vs. Bellarmine (2/27/22)  
Most Runs.....5, 2x, last vs. Valparaiso (3/13/22)  
Fewest Walks.....1, vs. Bellarmine (2/27/22)  
Strikeouts.....5, vs. Bradley (3/5/22)

Career-Highs

Innings Pitched.....7.0, 4x, last vs. Austin Peay (3/20/21)  
Fewest Hits.....2, vs. Purdue Fort Wayne (3/2/19)  
Most Hits.....8, 4x, last at Murray State (4/9/21)  
Fewest Runs.....0, 4x, last vs. Ohio (2/29/20)  
Most Runs.....7, 3x, last vs. Jacksonville State (4/3/21)  
Fewest Walks.....0, 6x, last vs. Illinois State (3/6/21)  
Strikeouts.....7, 2x, last vs. UT Martin (3/10/19)

#### 19 Spencer Parker

2022 Season/Career-Highs

At-Bats.....4, at Indiana State (3/16/22)  
Runs.....1, 2x, last vs. Valparaiso (3/13/22)  
Hits.....1, 4x last at Indiana State (3/16/22)  
Doubles.....1, at Indiana State (3/16/22)  
Triples.....-  
Home Runs.....-  
RBI.....-  
Stolen Bases.....-

#### 20 Jason Rackers

2022 Season/Career-Highs

Innings Pitched.....5.2, at Dallas Baptist (2/19/22)  
Fewest Hits.....3, at Dallas Baptist (2/19/22)  
Most Hits.....6, 2x, last vs. Valparaiso (3/13/22)  
Fewest Runs.....1, 2x, last vs. Valparaiso (3/13/22)  
Most Runs.....7, vs. Bradley (3/5/22)  
Fewest Walks.....0, at Dallas Baptist (2/19/22)  
Strikeouts.....6, 3x, last vs. Valparaiso (3/12/22)

#### 21 Joel Vaske

2022 Season/Career-Highs

At-Bats.....5, 3x last vs. Bradley (3/5/22)  
Runs.....2, vs. Valparaiso (3/13/22)  
Hits.....2, 4x, last vs. Valparaiso (3/13/22)  
Doubles.....1, 2x, last vs. Valparaiso (3/12/22)  
Triples.....-  
Home Runs.....1, 3x, last vs. Bradley (3/5/22)  
RBI.....3, 2x, last vs. Bradley (3/5/22)  
Stolen Bases.....1, 4x, last vs. Valparaiso (3/13/22)

#### 22 Jeb Callaghan

2022 Season-Highs

Innings Pitched.....1.2, at Indiana State (3/15/22)  
Fewest Hits.....0, vs. Valparaiso (3/13/22)  
Most Hits.....1, at Indiana State (3/15/22)  
Fewest Runs.....0, 2x, last at Indiana State (3/15/22)  
Most Runs.....-  
Fewest Walks.....0, at Indiana State (3/15/22)  
Strikeouts.....2, vs. Valparaiso (3/13/22)

#### 23 Brett Graber

2022 Season-Highs

At-Bats.....6, at Arkansas State (3/8/22)  
Runs.....3, vs. Valparaiso (3/13/22)  
Hits.....3, 2x, last vs. Valparaiso (3/13/22)  
Doubles.....2, vs. Bradley (3/4/22)  
Triples.....1, vs. Valparaiso (3/13/22)  
Home Runs.....1, 3x, last vs. Valparaiso (3/13/22)  
RBI.....3, 2x, last vs. Bradley (3/5/22)  
Stolen Bases.....1, 3x, Indiana State (3/15/22)

Career-Highs

At-Bats.....6, at Arkansas State (3/8/22)  
Runs.....3, vs. Valparaiso (3/13/22)  
Hits.....3, 2x, last vs. Valparaiso (3/13/22)  
Doubles.....2, vs. Bradley (3/4/22)  
Triples.....1, vs. Valparaiso (3/13/22)  
Home Runs.....1, 3x, last vs. Valparaiso (3/13/22)  
RBI.....3, 2x, last vs. Bradley (3/5/22)  
Stolen Bases.....1, 3x, last at Indiana State (3/15/22)

#### 24 Fischer Rausch

2022 Season-Highs

Innings Pitched.....1.0, at Indiana State (3/15/22)  
Fewest Hits.....0, at Dallas Baptist (2/20/22)  
Most Hits.....1, at Indiana State (3/15/22)  
Fewest Runs.....0, 2x, last at Indiana State (3/15/22)  
Most Runs.....1, vs. Saint Louis (3/1/22)  
Fewest Walks.....0, at Indiana State (3/15/22)  
Strikeouts.....1, at Dallas Baptist (2/20/22)

Career-Highs

Innings Pitched.....2.0, 3x, last at Belmont (4/30/21)  
Fewest Hits.....0, 3x, last at Dallas Baptist (2/20/22)  
Most Hits.....2, at Eastern Illinois (3/27/21)  
Fewest Runs.....0, 10x, last at Indiana State (3/15/22)  
Most Runs.....2, 2x, last vs. Murray State (5/29/21)  
Fewest Walks.....0, 9x, last at Indiana State (3/15/22)  
Strikeouts.....5, vs. Illinois State (3/6/21)

#### 25 Ethan Osborne

2022 Season/Career-Highs

Innings Pitched.....2.0, at Indiana State (3/15/22)  
Fewest Hits.....0, vs. Saint Louis (3/1/22)  
Most Hits.....4, at Indiana State (3/15/22)  
Fewest Runs.....0, 3x, last at Arkansas State (3/8/22)  
Most Runs.....4, at Indiana State (3/15/22)  
Fewest Walks.....0, 3x, last at Arkansas State (3/8/22)  
Strikeouts.....4, at Indiana State (3/15/22)

#### 26 Collin Wilma

2022 Season-Highs

Innings Pitched.....-  
Fewest Hits.....-  
Most Hits.....-  
Fewest Runs.....-  
Most Runs.....-  
Fewest Walks.....-  
Strikeouts.....-

Career-Highs

Innings Pitched.....7.1, vs. Ohio (2/29/20)  
Fewest Hits.....1, 3x, last at Belmont (5/1/21)  
Most Hits.....9, at UT Martin (3/8/20)  
Fewest Runs.....0, 2x, last at Belmont (5/1/21)  
Most Runs.....7, at UT Martin (3/8/20)  
Fewest Walks.....0, 3x, last at Eastern Illinois (3/27/21)  
Strikeouts.....6, 2x, last at Murray State (4/10/21)

# SOUTHEAST MISSOURI BASEBALL NOTES

## MISSOURI STATE SERIES // MAR. 18-20



### 27 Austin Williams

2022 Season-Highs	
Innings Pitched.....	5.0, vs. Valparaiso (3/13/22)
Fewest Hits.....	1, 2x last at Arkansas State (3/8/22)
Most Hits.....	7, Bellarmine (2/26/22)
Fewest Runs.....	0, 3x last at Indiana State (3/16/22)
Most Runs.....	5, vs. Bellarmine (2/27/22)
Fewest Walks.....	0, 4x, last at Indiana State (3/15/22)
Strikeouts.....	7, vs. Valparaiso (3/13/22)

Career-Highs	
Innings Pitched.....	5.0, vs. Valparaiso (3/13/22)
Fewest Hits.....	0, at Saint Louis (3/16/21)
Most Hits.....	7, vs. Southern Mississippi (6/5/21)
Fewest Runs.....	0, 12x, last at Indiana State (3/16/22)
Most Runs.....	6, vs. Southern Mississippi (6/5/21)
Fewest Walks.....	0, 18x, last at Indiana State (3/15/22)
Strikeouts.....	7, vs. Valparaiso (3/13/22)

### 28 Anthony Klein

2022 Season/Career-Highs	
Innings Pitched.....	2.0, Bellarmine (2/27/22)
Fewest Hits.....	0, 2x, last vs. Valparaiso (3/13/22)
Most Hits.....	1, 2x, last vs. Bradley (3/4/22)
Fewest Runs.....	0, 2x, last vs. Valparaiso (3/13/22)
Most Runs.....	1, 2x last vs. Bradley (3/4/22)
Fewest Walks.....	0, 2x last vs. Valparaiso (3/13/22)
Strikeouts.....	4, vs. Bellarmine (2/27/22)

### 30 Tommy Windt

2022 Season/Career-Highs	
Innings Pitched.....	4.0, vs. Valparaiso (3/13/22)
Fewest Hits.....	0, vs. Bradley (3/5/22)
Most Hits.....	6, vs. Valparaiso (3/13/22)
Fewest Runs.....	0, 2x, last vs. Bradley (3/5/22)
Most Runs.....	5, vs. Valparaiso (3/13/22)
Fewest Walks.....	0, 2x, last vs. Saint Louis (3/1/22)
Strikeouts.....	5, vs. Bellarmine (2/20/22)

### 31 Blake Cisneros

2022 Season-Highs	
Innings Pitched.....	1.0, 4x, last at Arkansas State (3/8/22)
Fewest Hits.....	0, 4x, last at Indiana State (3/16/22)
Most Hits.....	3, at Arkansas State (3/8/22)
Fewest Runs.....	0, 5x, last at Indiana State (3/16/22)
Most Runs.....	1, 3x, last vs. Valparaiso (3/13/22)
Fewest Walks.....	0, 5x, last at Indiana State (3/16/22)
Strikeouts.....	3, vs. Bradley (3/5/22)

Career-Highs	
Innings Pitched.....	3.0, 2x, last vs. Austin Peay (3/24/19)
Fewest Hits.....	0, 23x, last vs. Indiana State (3/16/22)
Most Hits.....	6, vs. Purdue Fort Wayne (3/1/19)
Fewest Runs.....	0, 27x, last at Indiana State (3/16/22)
Most Runs.....	3, 5x, last at Murray State (4/10/21)
Fewest Walks.....	0, 33x, last at Indiana State (3/16/22)
Strikeouts.....	5, vs. McKendree (4/23/19)

### 32 Connery O'Donnell

2022 Season-Highs	
Innings Pitched.....	-
Fewest Hits.....	-
Most Hits.....	-
Fewest Runs.....	-
Most Runs.....	-
Fewest Walks.....	-
Strikeouts.....	-

Career-Highs	
Innings Pitched.....	11, 2x, last at Arkansas (2/28/21)
Fewest Hits.....	0, 2x, last vs. Southern Illinois (3/24/21)
Most Hits.....	2, at Arkansas (2/28/21)
Fewest Runs.....	0, vs. Southern Illinois (3/24/21)
Most Runs.....	2, at Arkansas (2/28/21)
Fewest Walks.....	1, 2x, last vs. Southern Illinois (3/24/21)
Strikeouts.....	1, 2x, last vs. Southern Illinois (3/24/21)

### 33 Bryce Grossius

2022 Season-Highs	
Innings Pitched.....	4.0, vs. Bellarmine (2/26/22)
Fewest Hits.....	2, at Indiana State (3/16/22)
Most Hits.....	7, vs. Bellarmine (2/26/22)
Fewest Runs.....	0, at Indiana State (3/16/22)
Most Runs.....	6, vs. Bellarmine (2/26/22)
Fewest Walks.....	1, 3x, last at Indiana State (3/16/22)
Strikeouts.....	6, at Dallas Baptist (2/18/22)

Career-Highs	
Innings Pitched.....	6.0, vs. Eastern Kentucky (5/7/21)
Fewest Hits.....	0, 10x, last at Arkansas State (3/3/20)
Most Hits.....	9, vs. Murray State (5/28/21)
Fewest Runs.....	0, 14x, last at Indiana State (3/16/22)
Most Runs.....	7, vs. Illinois State (3/6/21)
Fewest Walks.....	0, 15x, last vs. UT Martin (5/21/21)
Strikeouts.....	7, vs. UT Martin (5/21/21)

### 34 Alex Esker

2022 Season/Career-Highs	
Innings Pitched.....	1.0, 2x, last vs. Valparaiso (3/12/22)
Fewest Hits.....	0, 2x last vs. Valparaiso (3/12/22)
Most Hits.....	-
Fewest Runs.....	0, 2x, last vs. Valparaiso (3/12/22)
Most Runs.....	-
Fewest Walks.....	1, 2x, last vs. Valparaiso (3/12/22)
Strikeouts.....	1, vs. Valparaiso (3/12/22)

### 35 Ryan Malzahn

2022 Season/Career-Highs	
At-Bats.....	4, at Dallas Baptist (2/19/22)
Runs.....	1, 2x, last vs. Bradley (3/4/22)
Hits.....	1, at Dallas Baptist (2/19/22)
Doubles.....	1, at Dallas Baptist (2/19/22)
Triples.....	-
Home Runs.....	-
RBI.....	1, at Dallas Baptist (2/19/22)
Stolen Bases.....	-

### 36 Weston Brockhouse

2022 Season/Career-Highs	
Innings Pitched.....	-
Fewest Hits.....	-
Most Hits.....	-
Fewest Runs.....	-
Most Runs.....	-
Fewest Walks.....	-
Strikeouts.....	-

### 37 Hunter Ralls

2022 Season-Highs	
Innings Pitched.....	5.0, vs. Bradley (3/4/22)
Fewest Hits.....	1, vs. Valparaiso (3/13/22)
Most Hits.....	6, vs. Bradley (3/4/22)
Fewest Runs.....	0, vs. Valparaiso (3/12/22)
Most Runs.....	4, 2x, last at Indiana State (3/16/22)
Fewest Walks.....	0, 2x, last at Indiana State (3/16/22)
Strikeouts.....	5, 2x, last vs. Valparaiso (3/12/22)

Career-Highs	
Innings Pitched.....	5.0, 2x, last vs. Bradley (3/4/22)
Fewest Hits.....	0, 2x, last at Saint Louis (3/16/21)
Most Hits.....	6, 2x, last vs. Bradley (3/4/22)
Fewest Runs.....	0, 8x, last vs. Valparaiso (3/12/22)
Most Runs.....	6, at Arkansas (2/28/21)
Fewest Walks.....	0, 8x, last at Indiana State (3/15/22)
Strikeouts.....	5, 2x, last vs. Valparaiso (3/12/22)

### 38 Hayden Malenfant

2022 Season-Highs	
Innings Pitched.....	0.2, at Dallas Baptist (2/20/22)
Fewest Hits.....	1, at Dallas Baptist (2/20/22)
Most Hits.....	1, at Dallas Baptist (2/20/22)
Fewest Runs.....	0, at Dallas Baptist (2/20/22)
Most Runs.....	-
Fewest Walks.....	2, at Dallas Baptist (2/20/22)
Strikeouts.....	-

Career-Highs	
Innings Pitched.....	2.1, 2x, last at Eastern Illinois (3/27/21)
Fewest Hits.....	0, 6x, last at UT Martin (4/13/21)
Most Hits.....	4, 2x, last vs. Eastern Kentucky (5/8/21)
Fewest Runs.....	0, 9x, last at Belmont (5/1/21)
Most Runs.....	5, vs. Southern Illinois (3/24/21)
Fewest Walks.....	0, 9x, last vs. UT Martin (5/21/21)
Strikeouts.....	3, 2x, last at Austin Peay (4/28/21)

### 6 Jakob Lewis

2022 Season-Highs	
At-Bats.....	-
Runs.....	-
Hits.....	-
Doubles.....	-
Triples.....	-
Home Runs.....	-
RBI.....	-
Stolen Bases.....	-

### 44 Matt Perego

2022 Season-Highs	
Innings Pitched.....	2.0, vs. Saint Louis (3/1/22)
Fewest Hits.....	2, 2x, last at Indiana State (3/15/22)
Most Hits.....	5, at Dallas Baptist (2/20/22)
Fewest Runs.....	0, vs. Saint Louis (3/1/22)
Most Runs.....	4, at Dallas Baptist (2/20/22)
Fewest Walks.....	0, vs. Saint Louis (3/1/22)
Strikeouts.....	2, 2x, last at Indiana State (3/15/22)

Career-Highs	
Innings Pitched.....	2.0, vs. Saint Louis (3/1/22)
Fewest Hits.....	0, 4x, last at Murray State (4/10/21)
Most Hits.....	5, at Dallas Baptist (2/20/22)
Fewest Runs.....	0, 9x, last vs. Saint Louis (3/1/22)
Most Runs.....	4, at Dallas Baptist (2/20/22)
Fewest Walks.....	0, 10x, last vs. Saint Louis (3/1/22)
Strikeouts.....	2, 4x, last at Indiana State (3/15/22)

### 45 Tanner Mueller

2022 Season/Career-Highs	
Innings Pitched.....	-
Fewest Hits.....	-
Most Hits.....	-
Fewest Runs.....	-
Most Runs.....	-
Fewest Walks.....	-
Strikeouts.....	-

### 55 Noah Stone

2022 Season/Career-Highs	
Innings Pitched.....	1.0, 2x, last at Indiana State (3/15/22)
Fewest Hits.....	1, vs. Saint Louis (3/1/22)
Most Hits.....	3, at Indiana State (3/15/22)
Fewest Runs.....	-
Most Runs.....	2, 2x last at Indiana State (3/15/22)
Fewest Walks.....	0, at Indiana State (3/15/22)
Strikeouts.....	1, at Indiana State (3/15/22)



## SOUTHEAST MISSOURI BASEBALL NOTES

### MISSOURI STATE SERIES // MAR. 18-20

#### Game-by-Game Starting Lineups

Opponent	P	C	1B	2B	3B	SS	LF	CF	RF	DH
Dallas Baptist	Grossius	Keck	Andrews	Palmer	Leeper	Wilber	Mason	Graber	Vaske	Stauss
Dallas Baptist	Niznik	Keck	Andrews	Palmer	Leeper	Wilber	Mason	Graber	Malzahn	Stauss
Dallas Baptist	Williams	Keck	Andrews	Palmer	Leeper	Wilber	Mason	Graber	Vaske	Sperling
Bellarmine	Grossius	Keck	Andrews	Palmer	Leeper	Wilber	Mason	Graber	Vaske	Stauss
Bellarmine	Niznik	Keck	Andrews	Sperling	Leeper	Wilber	Mason	Graber	Vaske	Stauss
Bellarmine	Williams	Grant	Andrews	Sperling	Leeper	Wilber	Mason	Graber	Malzahn	Keck
Saint Louis	Windt	Keck	Andrews	Palmer	Leeper	Wilber	Mason	Graber	Vaske	Sperling
Bradley	Grossius	Keck	Andrews	Palmer	Leeper	Wilber	Mason	Graber	Vaske	Sperling
Bradley	Rackers	Keck	Andrews	Palmer	Leeper	Wilber	Mason	Graber	Vaske	Sperling
Bradley	Niznik	Stauss	Andrews	Sperling	Leeper	Wilber	Mason	Graber	Vaske	Keck
Arkansas State	Grossius	Keck	Andrews	Palmer	Leeper	Wilber	Mason	Graber	Vaske	Sperling
Valparaiso	Rackers	Keck	Andrews	Palmer	Leeper	Wilber	Mason	Graber	Vaske	Sperling
Valparaiso	Niznik	Keck	Andrews	Palmer	Leeper	Wilber	Mason	Graber	Vaske	Sperling
Valparaiso	Windt	Grant	Andrews	Palmer	Leeper	Wilber	Mason	Graber	Vaske	Keck
Indiana State	Osborne	Keck	Andrews	Palmer	Leeper	Wilber	Mason	Graber	Vaske	Stauss
Indiana State	Ralls	Keck	Andrews	Palmer	Leeper	Wilber	Mason	Graber	Vaske	Parker
Missouri State										
Missouri State										
Missouri State										
SIU Edwardsville										
SIU Edwardsville										
SIU Edwardsville										
Saint Louis										
Austin Peay										
Austin Peay										
Austin Peay										
Arkansas State										
Murray State										
Murray State										
Murray State										
Southern Illinois										
Tennessee Tech										
Tennessee Tech										
Tennessee Tech										
Ole Miss										
Morehead State										
Morehead State										
Morehead State										
Southern Illinois										
Belmont										
Belmont										
Belmont										
Missouri										
Oklahoma State										
Oklahoma State										
Oklahoma State										
Missouri State										
UT Martin										
UT Martin										
UT Martin										
Eastern Illinois										
Eastern Illinois										
Eastern Illinois										

# SOUTHEAST MISSOURI BASEBALL NOTES

## MISSOURI STATE SERIES // MAR. 18-20



### Game-by-Game Hitting

Opponent	AB	R	H	RBI	2B	3B	HR	BB	IBB	SB	CS	HBP	SAC	SF	GDP	K	PQ	A	E	Avg
<b>Southeast Missouri</b>	<b>44</b>	<b>7</b>	<b>10</b>	<b>5</b>	<b>1</b>	<b>2</b>	<b>0</b>	<b>10</b>	<b>0</b>	<b>2</b>	<b>0</b>	<b>0</b>	<b>3</b>	<b>0</b>	<b>0</b>	<b>19</b>	<b>36</b>	<b>10</b>	<b>3</b>	<b>.227</b>
Dallas Baptist	48	6	12	6	2	0	1	4	0	3	0	0	0	0	1	12	36	11	3	.250
<b>Southeast Missouri</b>	<b>38</b>	<b>6</b>	<b>10</b>	<b>6</b>	<b>2</b>	<b>0</b>	<b>1</b>	<b>5</b>	<b>0</b>	<b>1</b>	<b>0</b>	<b>0</b>	<b>0</b>	<b>0</b>	<b>1</b>	<b>12</b>	<b>30</b>	<b>8</b>	<b>2</b>	<b>.244</b>
Dallas Baptist	39	5	10	4	1	0	2	3	0	0	1	0	1	0	0	11	30	11	0	.253
<b>Southeast Missouri</b>	<b>31</b>	<b>5</b>	<b>5</b>	<b>4</b>	<b>3</b>	<b>0</b>	<b>1</b>	<b>8</b>	<b>0</b>	<b>1</b>	<b>1</b>	<b>1</b>	<b>0</b>	<b>0</b>	<b>1</b>	<b>14</b>	<b>24</b>	<b>9</b>	<b>2</b>	<b>.221</b>
Dallas Baptist	37	13	14	13	3	1	4	9	1	7	1	0	0	1	0	10	27	7	1	.290
<b>Southeast Missouri</b>	<b>Canceled</b>	-	-	-	-	-	-	-	-	-	-	-	-	-	-	-	-	-	-	-
Kentucky	-	-	-	-	-	-	-	-	-	-	-	-	-	-	-	-	-	-	-	-
<b>Southeast Missouri</b>	<b>41</b>	<b>8</b>	<b>11</b>	<b>8</b>	<b>3</b>	<b>0</b>	<b>2</b>	<b>9</b>	<b>1</b>	<b>1</b>	<b>0</b>	<b>0</b>	<b>0</b>	<b>0</b>	<b>0</b>	<b>10</b>	<b>33</b>	<b>18</b>	<b>1</b>	<b>.234</b>
Bellarmine	45	7	13	7	3	0	2	6	1	2	0	1	0	0	1	9	30	9	1	.289
<b>Southeast Missouri</b>	<b>30</b>	<b>10</b>	<b>8</b>	<b>10</b>	<b>2</b>	<b>0</b>	<b>2</b>	<b>11</b>	<b>0</b>	<b>0</b>	<b>2</b>	<b>1</b>	<b>0</b>	<b>1</b>	<b>1</b>	<b>6</b>	<b>27</b>	<b>13</b>	<b>2</b>	<b>.239</b>
Bellarmine	34	2	7	2	1	0	0	4	0	1	0	1	0	0	2	3	24	5	3	.206
<b>Southeast Missouri</b>	<b>36</b>	<b>12</b>	<b>11</b>	<b>12</b>	<b>3</b>	<b>0</b>	<b>2</b>	<b>7</b>	<b>0</b>	<b>1</b>	<b>0</b>	<b>1</b>	<b>1</b>	<b>1</b>	<b>0</b>	<b>6</b>	<b>27</b>	<b>10</b>	<b>1</b>	<b>.250</b>
Bellarmine	37	8	9	6	0	2	0	10	0	4	0	0	0	0	0	12	24	5	3	.243
<b>Southeast Missouri</b>	<b>33</b>	<b>16</b>	<b>16</b>	<b>16</b>	<b>4</b>	<b>0</b>	<b>2</b>	<b>9</b>	<b>0</b>	<b>3</b>	<b>0</b>	<b>1</b>	<b>0</b>	<b>0</b>	<b>2</b>	<b>4</b>	<b>21</b>	<b>9</b>	<b>1</b>	<b>.281</b>
Saint Louis	24	5	5	5	2	0	1	5	0	0	0	1	0	2	1	5	18	9	2	.208
<b>Southeast Missouri</b>	<b>38</b>	<b>16</b>	<b>15</b>	<b>14</b>	<b>5</b>	<b>0</b>	<b>1</b>	<b>7</b>	<b>0</b>	<b>3</b>	<b>0</b>	<b>3</b>	<b>0</b>	<b>2</b>	<b>0</b>	<b>9</b>	<b>27</b>	<b>11</b>	<b>0</b>	<b>.296</b>
Bradley	37	7	12	7	2	0	3	4	0	1	1	1	0	0	1	8	24	6	1	.324
<b>Southeast Missouri</b>	<b>30</b>	<b>11</b>	<b>12</b>	<b>11</b>	<b>1</b>	<b>0</b>	<b>3</b>	<b>2</b>	<b>0</b>	<b>0</b>	<b>0</b>	<b>0</b>	<b>0</b>	<b>0</b>	<b>0</b>	<b>5</b>	<b>21</b>	<b>6</b>	<b>0</b>	<b>.305</b>
Bradley	35	5	6	5	3	0	1	4	0	0	0	0	0	0	0	12	24	3	2	.171
<b>Southeast Missouri</b>	<b>35</b>	<b>12</b>	<b>9</b>	<b>12</b>	<b>1</b>	<b>0</b>	<b>5</b>	<b>7</b>	<b>0</b>	<b>2</b>	<b>0</b>	<b>1</b>	<b>0</b>	<b>0</b>	<b>0</b>	<b>12</b>	<b>27</b>	<b>7</b>	<b>2</b>	<b>.301</b>
Bradley	29	8	10	8	3	0	2	3	0	0	1	0	0	0	0	10	18	5	0	.345
<b>Southeast Missouri</b>	<b>40</b>	<b>14</b>	<b>11</b>	<b>11</b>	<b>5</b>	<b>0</b>	<b>2</b>	<b>13</b>	<b>0</b>	<b>5</b>	<b>0</b>	<b>1</b>	<b>0</b>	<b>0</b>	<b>0</b>	<b>13</b>	<b>27</b>	<b>8</b>	<b>1</b>	<b>.298</b>
Arkansas State	36	6	9	6	1	0	1	1	0	0	0	0	0	1	0	7	27	4	3	.250
<b>Southeast Missouri</b>	<b>32</b>	<b>9</b>	<b>9</b>	<b>9</b>	<b>2</b>	<b>0</b>	<b>2</b>	<b>4</b>	<b>0</b>	<b>5</b>	<b>1</b>	<b>2</b>	<b>0</b>	<b>0</b>	<b>2</b>	<b>10</b>	<b>27</b>	<b>3</b>	<b>2</b>	<b>.297</b>
Valparaiso	34	1	7	1	0	0	0	5	0	0	0	1	0	0	1	12	24	11	3	.262
<b>Southeast Missouri</b>	<b>38</b>	<b>16</b>	<b>16</b>	<b>14</b>	<b>0</b>	<b>1</b>	<b>3</b>	<b>10</b>	<b>0</b>	<b>4</b>	<b>0</b>	<b>3</b>	<b>0</b>	<b>0</b>	<b>1</b>	<b>9</b>	<b>27</b>	<b>10</b>	<b>1</b>	<b>.307</b>
Valparaiso	35	6	8	6	2	0	2	5	0	0	1	0	0	0	1	10	24	8	2	.260
<b>Southeast Missouri</b>	<b>37</b>	<b>10</b>	<b>14</b>	<b>10</b>	<b>1</b>	<b>1</b>	<b>5</b>	<b>4</b>	<b>0</b>	<b>0</b>	<b>0</b>	<b>0</b>	<b>0</b>	<b>0</b>	<b>0</b>	<b>13</b>	<b>27</b>	<b>10</b>	<b>2</b>	<b>.312</b>
Valparaiso	38	8	12	7	1	1	1	3	0	0	1	0	0	0	0	10	24	9	0	.264
<b>Southeast Missouri</b>	<b>32</b>	<b>1</b>	<b>4</b>	<b>1</b>	<b>2</b>	<b>0</b>	<b>0</b>	<b>3</b>	<b>0</b>	<b>3</b>	<b>0</b>	<b>0</b>	<b>0</b>	<b>0</b>	<b>0</b>	<b>14</b>	<b>24</b>	<b>6</b>	<b>0</b>	<b>.301</b>
Indiana State	36	10	14	10	2	0	3	2	0	1	0	3	0	1	0	8	27	5	1	.389
<b>Southeast Missouri</b>	<b>33</b>	<b>4</b>	<b>7</b>	<b>4</b>	<b>1</b>	<b>0</b>	<b>1</b>	<b>2</b>	<b>0</b>	<b>0</b>	<b>1</b>	<b>1</b>	<b>0</b>	<b>0</b>	<b>0</b>	<b>8</b>	<b>25</b>	<b>14</b>	<b>3</b>	<b>.296</b>
Indiana State	36	5	10	5	2	0	1	2	0	0	0	1	0	0	0	5	27	7	1	.278
<b>Southeast Missouri</b>																				
Missouri State																				
<b>Southeast Missouri</b>																				
Missouri State																				
<b>Southeast Missouri</b>																				
Missouri State																				
<b>Southeast Missouri</b>																				
SIU Edwardsville																				
<b>Southeast Missouri</b>																				
SIU Edwardsville																				
<b>Southeast Missouri</b>																				
SIU Edwardsville																				
<b>Southeast Missouri</b>																				
Saint Louis																				
<b>Southeast Missouri</b>																				
Austin Peay																				
<b>Southeast Missouri</b>																				
Austin Peay																				
<b>Southeast Missouri</b>																				
Austin Peay																				
<b>Southeast Missouri</b>																				
Arkansas State																				
<b>Southeast Missouri</b>																				
Murray State																				





## SOUTHEAST MISSOURI BASEBALL NOTES

### MISSOURI STATE SERIES // MAR. 18-20

#### Game-by-Game Hitting

Opponent	AB	R	H	RBI	2B	3B	HR	BB	IBB	SB	CS	HBP	SAC	SF	GDP	K	PQ	A	E	Avg
<b>Southeast Missouri</b> Murray State																				
<b>Southeast Missouri</b> Murray State																				
<b>Southeast Missouri</b> Southern Illinois																				
<b>Southeast Missouri</b> Tennessee Tech																				
<b>Southeast Missouri</b> Tennessee Tech																				
<b>Southeast Missouri</b> Tennessee Tech																				
<b>Southeast Missouri</b> Ole Miss																				
<b>Southeast Missouri</b> Morehead State																				
<b>Southeast Missouri</b> Morehead State																				
<b>Southeast Missouri</b> Morehead State																				
<b>Southeast Missouri</b> Southern Illinois																				
<b>Southeast Missouri</b> Belmont																				
<b>Southeast Missouri</b> Belmont																				
<b>Southeast Missouri</b> Belmont																				
<b>Southeast Missouri</b> Missouri																				
<b>Southeast Missouri</b> Oklahoma State																				
<b>Southeast Missouri</b> Oklahoma State																				
<b>Southeast Missouri</b> Oklahoma State																				
<b>Southeast Missouri</b> Missouri																				
<b>Southeast Missouri</b> UT Martin																				
<b>Southeast Missouri</b> UT Martin																				
<b>Southeast Missouri</b> UT Martin																				
<b>Southeast Missouri</b> Eastern Illinois																				
<b>Southeast Missouri</b> Eastern Illinois																				
<b>Southeast Missouri</b> Eastern Illinois																				

# SOUTHEAST MISSOURI BASEBALL NOTES

## MISSOURI STATE SERIES // MAR. 18-20



### Game-by-Game Pitching

Opponent	IP	H	R	ER	BB	SO	2B	3B	HR	WP	BK	HBP	DP	IBB	Score	W-L	SV	ERA
<b>Southeast Missouri</b>	<b>12.0</b>	<b>12</b>	<b>6</b>	<b>5</b>	<b>4</b>	<b>12</b>	<b>2</b>	<b>0</b>	<b>1</b>	<b>3</b>	<b>2</b>	<b>0</b>	<b>1</b>	<b>0</b>	<b>7-6</b>	<b>1-0</b>	<b>0</b>	<b>3.75</b>
Dallas Baptist	12.0	10	7	5	10	19	1	2	0	2	0	0	0	0	6-7	0-1	0	3.75
<b>Southeast Missouri</b>	<b>10.0</b>	<b>10</b>	<b>5</b>	<b>5</b>	<b>3</b>	<b>11</b>	<b>1</b>	<b>0</b>	<b>2</b>	<b>2</b>	<b>0</b>	<b>0</b>	<b>0</b>	<b>0</b>	<b>6-5</b>	<b>2-0</b>	<b>1</b>	<b>4.09</b>
Dallas Baptist	10.0	10	6	6	5	12	2	0	1	1	0	0	1	0	5-6	0-2	0	4.50
<b>Southeast Missouri</b>	<b>8.0</b>	<b>14</b>	<b>13</b>	<b>12</b>	<b>9</b>	<b>10</b>	<b>3</b>	<b>1</b>	<b>4</b>	<b>0</b>	<b>0</b>	<b>0</b>	<b>0</b>	<b>1</b>	<b>5-13</b>	<b>2-1</b>	<b>1</b>	<b>6.60</b>
Dallas Baptist	9.0	5	5	5	8	14	3	0	1	1	0	1	1	0	13-5	1-2	0	4.65
<b>Southeast Missouri</b>	<b>Canceled</b>	-	-	-	-	-	-	-	-	-	-	-	-	-	-	-	-	-
Kentucky	-	-	-	-	-	-	-	-	-	-	-	-	-	-	-	-	-	-
<b>Southeast Missouri</b>	<b>11.0</b>	<b>13</b>	<b>7</b>	<b>7</b>	<b>6</b>	<b>9</b>	<b>3</b>	<b>0</b>	<b>2</b>	<b>1</b>	<b>0</b>	<b>1</b>	<b>1</b>	<b>1</b>	<b>8-7</b>	<b>3-1</b>	<b>1</b>	<b>6.37</b>
Bellarmine	10.0	11	8	6	9	10	3	0	3	2	0	0	0	1	7-8	1-5	0	5.40
<b>Southeast Missouri</b>	<b>9.0</b>	<b>7</b>	<b>2</b>	<b>1</b>	<b>4</b>	<b>3</b>	<b>1</b>	<b>0</b>	<b>0</b>	<b>0</b>	<b>0</b>	<b>1</b>	<b>2</b>	<b>0</b>	<b>10-2</b>	<b>4-1</b>	<b>1</b>	<b>5.40</b>
Bellarmine	8.0	8	10	7	11	6	2	0	2	0	0	1	0	0	2-10	1-6	0	7.88
<b>Southeast Missouri</b>	<b>9.0</b>	<b>9</b>	<b>8</b>	<b>8</b>	<b>10</b>	<b>12</b>	<b>0</b>	<b>2</b>	<b>0</b>	<b>2</b>	<b>1</b>	<b>0</b>	<b>0</b>	<b>0</b>	<b>12-8</b>	<b>5-1</b>	<b>1</b>	<b>5.80</b>
Bellarmine	8.0	11	12	11	7	6	3	0	2	2	0	1	0	0	8-12	1-7	0	12.38
<b>Southeast Missouri</b>	<b>7.0</b>	<b>5</b>	<b>5</b>	<b>4</b>	<b>5</b>	<b>5</b>	<b>2</b>	<b>0</b>	<b>1</b>	<b>0</b>	<b>0</b>	<b>1</b>	<b>1</b>	<b>0</b>	<b>16-5</b>	<b>6-1</b>	<b>1</b>	<b>5.73</b>
Saint Louis	6.0	16	16	14	9	4	4	0	2	4	0	1	2	0	5-16	1-5	0	21.00
<b>Southeast Missouri</b>	<b>9.0</b>	<b>12</b>	<b>7</b>	<b>7</b>	<b>4</b>	<b>8</b>	<b>2</b>	<b>0</b>	<b>3</b>	<b>2</b>	<b>0</b>	<b>1</b>	<b>1</b>	<b>0</b>	<b>16-7</b>	<b>7-1</b>	<b>1</b>	<b>5.76</b>
Bradley	8.0	15	16	15	7	9	5	0	1	3	0	3	0	0	7-16	3-4	0	16.88
<b>Southeast Missouri</b>	<b>7.0</b>	<b>10</b>	<b>8</b>	<b>8</b>	<b>3</b>	<b>10</b>	<b>3</b>	<b>0</b>	<b>2</b>	<b>0</b>	<b>0</b>	<b>0</b>	<b>0</b>	<b>0</b>	<b>11-8</b>	<b>8-1</b>	<b>2</b>	<b>6.15</b>
Bradley	6.0	12	11	11	2	5	1	0	3	1	0	0	0	0	8-11	3-5	0	16.50
<b>Southeast Missouri</b>	<b>9.0</b>	<b>6</b>	<b>5</b>	<b>4</b>	<b>4</b>	<b>12</b>	<b>3</b>	<b>0</b>	<b>1</b>	<b>0</b>	<b>0</b>	<b>0</b>	<b>0</b>	<b>0</b>	<b>12-5</b>	<b>9-1</b>	<b>2</b>	<b>5.93</b>
Bradley	8.0	9	12	8	7	12	1	0	5	0	0	1	0	0	5-12	3-6	0	9.00
<b>Southeast Missouri</b>	<b>9.0</b>	<b>9</b>	<b>6</b>	<b>5</b>	<b>1</b>	<b>7</b>	<b>1</b>	<b>0</b>	<b>1</b>	<b>3</b>	<b>0</b>	<b>0</b>	<b>0</b>	<b>0</b>	<b>14-6</b>	<b>10-1</b>	<b>2</b>	<b>5.85</b>
Arkansas State	9.0	11	14	10	13	13	5	0	2	2	0	1	0	0	6-14	4-6	0	10.00
<b>Southeast Missouri</b>	<b>9.0</b>	<b>7</b>	<b>1</b>	<b>1</b>	<b>5</b>	<b>12</b>	<b>0</b>	<b>0</b>	<b>0</b>	<b>2</b>	<b>0</b>	<b>1</b>	<b>1</b>	<b>0</b>	<b>9-1</b>	<b>11-1</b>	<b>2</b>	<b>5.45</b>
Valparaiso	8.0	9	9	8	4	10	2	0	2	0	0	2	2	0	1-9	5-4	0	9.35
<b>Southeast Missouri</b>	<b>9.0</b>	<b>8</b>	<b>6</b>	<b>6</b>	<b>5</b>	<b>10</b>	<b>2</b>	<b>0</b>	<b>2</b>	<b>1</b>	<b>0</b>	<b>0</b>	<b>1</b>	<b>0</b>	<b>16-6</b>	<b>12-1</b>	<b>2</b>	<b>5.49</b>
Valparaiso	8.0	16	16	14	10	9	0	1	3	2	0	3	2	0	6-16	5-5	0	9.82
<b>Southeast Missouri</b>	<b>9.0</b>	<b>12</b>	<b>8</b>	<b>7</b>	<b>3</b>	<b>10</b>	<b>1</b>	<b>1</b>	<b>1</b>	<b>0</b>	<b>0</b>	<b>0</b>	<b>0</b>	<b>0</b>	<b>10-8</b>	<b>13-1</b>	<b>2</b>	<b>5.60</b>
Valparaiso	8.0	14	10	10	4	13	1	1	5	0	0	0	0	0	8-10	5-6	0	9.92
<b>Southeast Missouri</b>	<b>8.0</b>	<b>14</b>	<b>10</b>	<b>10</b>	<b>2</b>	<b>8</b>	<b>2</b>	<b>0</b>	<b>3</b>	<b>1</b>	<b>1</b>	<b>3</b>	<b>1</b>	<b>0</b>	<b>1-10</b>	<b>13-2</b>	<b>2</b>	<b>5.93</b>
Indiana State	4	1	1	3	14	2	0	0	0	0	0	0	0	0	10-1	8-6	1	1.00
<b>Southeast Missouri</b>	<b>8.1</b>	<b>10</b>	<b>5</b>	<b>1</b>	<b>2</b>	<b>5</b>	<b>2</b>	<b>0</b>	<b>1</b>	<b>0</b>	<b>0</b>	<b>1</b>	<b>1</b>	<b>0</b>	<b>4-5</b>	<b>13-3</b>	<b>2</b>	<b>5.65</b>
Indiana State	9.0	7	4	1	2	8	1	0	1	0	0	1	0	0	5-4	9-6	0	1.00
<b>Southeast Missouri</b>																		
Missouri State																		
<b>Southeast Missouri</b>																		
Missouri State																		
<b>Southeast Missouri</b>																		
Missouri State																		
<b>Southeast Missouri</b>																		
SIU Edwardsville																		
<b>Southeast Missouri</b>																		
SIU Edwardsville																		
<b>Southeast Missouri</b>																		
SIU Edwardsville																		
<b>Southeast Missouri</b>																		
Saint Louis																		
<b>Southeast Missouri</b>																		
Austin Peay																		
<b>Southeast Missouri</b>																		
Austin Peay																		
<b>Southeast Missouri</b>																		
Austin Peay																		
<b>Southeast Missouri</b>																		
Arkansas State																		
<b>Southeast Missouri</b>																		
Murray State																		



## SOUTHEAST MISSOURI BASEBALL NOTES

### MISSOURI STATE SERIES // MAR. 18-20

#### Game-by-Game Pitching

Opponent	IP	H	R	ER	BB	SO	2B	3B	HR	WP	BK	HBP	DP	IBB	Score	W-L	SV	ERA
<b>Southeast Missouri</b> Murray State																		
<b>Southeast Missouri</b> Murray State																		
<b>Southeast Missouri</b> Southern Illinois																		
<b>Southeast Missouri</b> Tennessee Tech																		
<b>Southeast Missouri</b> Tennessee Tech																		
<b>Southeast Missouri</b> Tennessee Tech																		
<b>Southeast Missouri</b> Ole Miss																		
<b>Southeast Missouri</b> Morehead State																		
<b>Southeast Missouri</b> Morehead State																		
<b>Southeast Missouri</b> Morehead State																		
<b>Southeast Missouri</b> Southern Illinois																		
<b>Southeast Missouri</b> Belmont																		
<b>Southeast Missouri</b> Belmont																		
<b>Southeast Missouri</b> Belmont																		
<b>Southeast Missouri</b> Missouri																		
<b>Southeast Missouri</b> Oklahoma State																		
<b>Southeast Missouri</b> Oklahoma State																		
<b>Southeast Missouri</b> Oklahoma State																		
<b>Southeast Missouri</b> Missouri State																		
<b>Southeast Missouri</b> UT Martin																		
<b>Southeast Missouri</b> UT Martin																		
<b>Southeast Missouri</b> UT Martin																		
<b>Southeast Missouri</b> Eastern Illinois																		
<b>Southeast Missouri</b> Eastern Illinois																		
<b>Southeast Missouri</b> Eastern Illinois																		

# SOUTHEAST MISSOURI BASEBALL NOTES

## MISSOURI STATE SERIES // MAR. 18-20



### Southeast Missouri's Record

Overall.....	13-3
At Home.....	10-0
On the Road.....	3-3
At Neutral Sites.....	0-0
Against Non-OVC Opponents.....	13-3
Against OVC Opponents.....	0-0
In Home OVC Games.....	0-0
In Away OVC Games.....	0-0
vs. Ranked Teams.....	2-1
In February.....	5-1
In March.....	8-2
In April.....	0-0
In May.....	0-0
On Mondays.....	0-0
On Tuesdays.....	2-1
On Wednesdays.....	0-1
On Thursdays.....	0-0
On Fridays.....	2-0
On Saturdays.....	5-0
On Sundays.....	4-1
In Day Games.....	11-3
In Night Games.....	2-0
In Extra Inning Games.....	3-0
When Redhawks Score First.....	5-1
When Opponents Score First.....	8-2
vs. Left-Handed Starter.....	4-0
vs. Right-Handed Starter.....	9-3
In 1-Run Games.....	3-1
In 2-Run Games.....	1-0
In 5+ Run Games.....	7-2
Shutouts.....	0-0
When Leading After Six Innings.....	8-0
When Trailing After Six Innings.....	3-3
When Tied After Six Innings.....	2-0
When Redhawks Starter Goes 6 or more Innings.....	1-0
When Redhawks Get 10 or more Hits.....	10-0
When Redhawks Outhit Opponents.....	10-0
When Redhawks Get Outhit.....	2-3
When Hits are Tied.....	1-0
When Scoring 0-2 Runs.....	0-1
When Scoring 3-5 Runs.....	0-2
When Scoring 6-9 Runs.....	4-0
When Scoring 10+ Runs.....	9-0
When Opponents Score 0-2 Runs.....	2-0
When Opponents Score 3-5 Runs.....	3-1
When Opponents Score 6-9 Runs.....	8-0
When Opponents Score 10+ Runs.....	0-2
Without Hitting a Home Run.....	1-1
When Hitting 1 Home Run.....	2-2
When Hitting 2+ Home Runs.....	10-0
Committing 0 Errors.....	2-1
Committing 1 Error.....	5-0
Committing 2+ Errors.....	6-2

### Honors & Awards

#### OVC Preseason Player of the Year

Tyler Wilber, SS

#### Preseason All-OVC

Jevon Mason, OF

#### OVC Player of the Week

Peyton Leeper, UT, Mar. 14

#### OVC Pitcher of the Week

Kyle Miller, RHP, Feb. 21



# SOUTHEAST MISSOURI BASEBALL NOTES

## MISSOURI STATE SERIES // MAR. 18-20

### 2022 Season/Career Statistics

Record: 13-3 Home: 10-0 Away: 3-3 OVC: 0-0

Player	SEASON													CAREER													
	Avg	G-GS	AB	R	H	2B	3B	HR	RBI	BB	Hbp	SO	Sb-Att	Avg	G-GS	AB	R	H	2B	3B	HR	RBI	BB	Hbp	SO	Sb-Att	
12 KECK, Andrew	.375	16-16	72	16	27	7	0	4	23	5	0	13	6-6	.310	132-129	500	85	155	30	2	13	92	50	5	98	40-46	
23 GRABER, Brett	.358	16-16	53	12	19	4	1	3	14	15	4	18	4-6	.361	33-19	72	18	26	6	1	3	14	17	4	26	4-7	
1 MASON, Jevon	.338	16-16	65	26	22	5	2	6	19	17	0	15	8-9	.347	59-56	225	61	78	19	2	8	41	42	4	52	12-17	
14 LEEPER, Peyton	.300	16-16	60	25	18	4	0	5	16	18	2	14	4-4	.229	76-72	245	60	56	14	4	5	30	50	12	65	10-14	
9 WILBER, Tyler	.297	16-16	64	19	19	3	0	7	27	16	2	10	0-0	.374	140-140	543	120	203	42	6	18	128	86	15	68	8-13	
10 ANDREWS, Lincoln	.282	16-16	71	16	20	7	0	3	17	8	0	28	0-1	.245	72-64	253	34	62	15	1	6	42	14	2	74	0-1	
21 VASKE, Joel	.259	16-14	54	12	14	2	0	3	13	9	2	23	4-5	.259	16-14	54	12	14	2	0	3	13	9	2	23	4-5	
19 PARKER, Spencer	.400	7-1	10	2	4	1	0	0	0	1	0	1	0-0	.400	7-1	10	2	4	1	0	0	0	1	0	1	0-0	
11 PALMER, Ben	.244	15-13	41	16	10	1	1	0	10	9	2	14	4-4	.244	15-13	41	16	10	1	1	0	10	9	2	14	4-4	
5 SPERLING, Danny	.229	15-10	35	6	8	1	0	0	5	8	1	9	1-1	.240	40-28	100	14	24	3	0	1	14	16	3	18	2-2	
8 STAUSS, Ty	.217	9-6	23	4	5	0	0	2	2	2	0	6	0-0	.186	40-27	97	12	18	3	0	2	7	16	1	28	3-3	
16 GRANT, Wyatt	.143	6-2	7	1	1	0	0	0	0	3	1	6	0-0	.143	6-2	7	1	1	0	0	0	0	3	1	6	0-0	
35 MALZAHN, Ryan	.091	8-2	11	2	1	1	0	0	1	0	1	6	0-0	.091	8-2	11	2	1	1	0	0	1	0	1	6	0-0	
30 WINDT, Tommy	.000	1-0	1	0	0	0	0	0	0	0	0	1	0-0	.000	1-0	1	0	0	0	0	0	0	0	0	1	0-0	
28 KLEIN, Anthony	.000	1-0	1	0	0	0	0	0	0	0	0	0	0-0	.000	1-0	1	0	0	0	0	0	0	0	0	0	0-0	
Totals	.296	16-16	568	157	168	36	4	33	147	111	15	164	31-36														
Opponents	.272	16-16	580	102	158	28	4	24	98	70	9	144	19-25														

(All games Sorted by Earned run avg)

Player	SEASON													CAREER													
	ERA	W-L	App	GS	CG	Sho	Sv	IP	H	R	ER	BB	SO	ERA	W-L	App	GS	CG	Sho	Sv	IP	H	R	ER	BB	SO	
37 RALLS, Hunter	4.41	2-0	5	1	0	0	0	16.1	17	12	8	5	13	5.40	5-2	24	6	0	0	1	55.0	62	40	33	25	47	
27 WILLIAMS, Austin	5.29	2-1	7	2	0	0	1	17.0	21	11	10	6	17	5.72	4-4	29	3	0	0	7	56.2	71	38	36	18	56	
20 RACKERS, Jason	5.71	1-0	4	2	0	0	0	17.1	19	11	11	7	21	5.71	1-0	4	2	0	0	0	17.1	19	11	11	7	21	
18 NIZNIK, Noah	7.16	1-0	4	4	0	0	0	16.1	22	14	13	8	12	5.62	9-10	35	32	3	1	0	157.0	180	108	98	60	110	
33 GROSSIUS, Bryce	7.56	0-0	5	4	0	0	0	16.2	23	16	14	7	15	6.48	6-3	46	13	0	0	0	100.0	122	84	72	44	89	
-----																											
22 CALLAGHAN, Jeb	0.00	0-0	2	0	0	0	0	2.2	1	0	0	2	3	0.00	0-0	2	0	0	0	0	2.2	1	0	0	2	3	
34 ESKER, Alex	0.00	0-0	2	0	0	0	0	2.0	0	0	0	2	1	0.00	0-0	2	0	0	0	0	2.0	0	0	0	2	1	
38 MALENFANT, Hayden	0.00	0-0	1	0	0	0	0	0.2	1	0	0	2	0	6.35	1-1	17	0	0	0	0	22.2	25	19	16	11	16	
7 MILLER, Kyle	0.60	3-1	6	0	0	0	1	15.0	10	3	1	6	15	3.12	7-3	26	5	1	0	6	66.1	64	28	23	21	67	
31 CISNEROS, Blake	3.00	2-0	8	0	0	0	0	6.0	5	3	2	5	6	5.85	6-6	58	2	0	0	2	64.2	67	48	42	35	59	
28 KLEIN, Anthony	4.50	0-0	4	0	0	0	0	4.0	2	2	2	3	8	4.50	0-0	4	0	0	0	0	4.0	2	2	2	3	8	
24 RAUSCH, Fischer	5.40	0-0	3	0	0	0	0	1.2	1	1	1	5	1	3.57	0-0	16	0	0	0	0	17.2	12	7	7	12	27	
30 WINDT, Tommy	6.89	2-0	6	2	0	0	0	15.2	14	13	12	8	19	6.89	2-0	6	2	0	0	0	15.2	14	13	12	8	19	
25 OSBORNE, Ethan	7.71	0-1	4	1	0	0	0	4.2	6	4	4	1	8	7.71	0-1	4	1	0	0	0	4.2	6	4	4	1	8	
44 PEREGO, Matt	13.50	0-0	3	0	0	0	0	4.0	9	6	6	2	4	7.56	0-0	15	0	0	0	0	16.2	25	14	14	9	14	
15 KARRALL, Joseph	13.50	0-0	1	0	0	0	0	1.1	3	2	2	0	0	33.00	0-0	5	0	0	0	0	3.0	10	11	11	5	1	
55 STONE, Noah	18.00	0-0	2	0	0	0	0	2.0	4	4	4	1	1	18.00	0-0	2	0	0	0	0	2.0	4	4	4	1	1	
Totals	5.65	13-3	16	16	0	0	2	143.1	158	102	90	70	144														
Opponents	8.74	3-13	16	16	0	0	1	136.0	168	157	132	111	164														