



2022 SOUTHEAST MISSOURI SOFTBALL

Jayhawk Invitational

Games
17-19



Schedule

Follow the Redhawks

Video.....None
Live Stats.....KUAthletics.com
Twitter.....@SEMOsoftball

Dates.....Sun.-Mon., March 13-14, 2022

Schedule
Sunday - vs. Missouri State, 10 a.m., CT
Sunday - vs. Wichita State, 5 p.m., CT
Monday - at Kansas, 4 p.m., CT
Location.....Lawrence, Kan.
Facility.....Arrocha Ballpark (1,100)

Head Coach.....Mark Redburn (395-392 overall; 188-154 at SEMO; 85-61 OVC).

Strategic Communications

Jeff Honza, Assistant Director of Athletics
Office Phone.....(573) 651-2933
Mobile.....(618) 528-1145
Email.....redhawk1@me.com

February (5-5)

11	vs. Alabama A&M !	W, 13-0 (5)
11	at Southeastern Louisiana !	L, 2-6
12	vs. Nicholls !	W, 13-5 (5)
12	at Southeastern Louisiana !	L, 5-6
13	vs. Nicholls !	W, 5-2
18	vs. Central Michigan @	W, 6-0
18	vs. Bellarmine @	L, 3-4
19	at Western Kentucky @	L, 3-4 (8)
19	vs. Central Michigan @	W, 12-4 (5)
20	at Western Kentucky @	L, 4-5
25	vs. Louisville \$	Canceled
25	at Arkansas \$	Canceled
26	at Arkansas \$	Canceled
26	vs. Kansas \$	Canceled
27	vs. Nebraska \$	Canceled

Redhawks Head to Kansas

Southeast Missouri (9-7) travels to Kansas for the Jayhawk Invitational this weekend. Due to weather concerns, SEMO will play three games, including two on Sunday and one Monday at the event.

Follow the Redhawks

Live stats are available at KUAthletics.com. Twitter updates provided @SEMOsoftball.

Spring Break Ahead

After its trip to Lawrence, Kansas this weekend, Southeast Missouri will head to Kansas City, Missouri take on both Kansas City and Iowa on Mar. 15. SEMO will play five games in three days. The Redhawks then head home to host Tennessee State in its home and Ohio Valley Conference opening series on Mar. 19-20.

Tournament Play

The Jayhawk Invitational marks the fourth tournament Southeast Missouri plays in this season. SEMO is 9-6 in tournament play after going 3-2 at the Lion Classic (Feb. 11-13) in Hammond, Louisiana, 2-3 at the Hilltopper Classic (Feb. 18-20) in Bowling Green, Kentucky and 4-1 at the Purple & Gold Challenge in Nashville, Tennessee.. The Redhawks won the Purple & Gold Challenge.

March (4-2, 0-0 OVC)

2	at Ole Miss	L, 4-7
4	vs. College of Charleston &	W, 5-4 (11)
4	at Lipscomb &	W, 7-1
5	vs. College of Charleston &	W, 3-2
5	vs. Dayton &	W, 10-6
6	at Lipscomb &	L, 0-2
13	vs. Missouri State ^	10 a.m.
13	vs. Wichita State ^	5 p.m.
14	at Kansas ^	4 p.m.
15	at Kansas City	11 a.m.
15	vs. Iowa	1:30 p.m.
19	Tennessee State*	3 p.m.
20	Tennessee State* (DH)	11 a.m.
23	Southern Illinois	3 p.m.
26	at Tennessee Tech* (DH)	1 p.m.
27	at Tennessee Tech*	1 p.m.
30	at Southern Illinois	3 p.m.

Weekend Schedule

Southeast Missouri was initially scheduled to play five games in Lawrence, Kansas this weekend, but weather concerns shifted its schedule. SEMO will face Missouri State (10 a.m.) and Wichita State (5 p.m.) Sunday and tournament host Kansas (4 p.m.) Monday.

Series Records

The Redhawks are a combined 12-33 against the teams they face at the Jayhawk Invitational. Southeast Missouri holds a 1-1 record vs. Wichita State, a 9-28 mark vs. Missouri State and a 2-4 record vs. Kansas. The Redhawks beat the Jayhawks twice the last time they faced them at Arrocha Ballpark in 2019.

Holman Returns

Right-hander Paytience Holman returned from injury at the Purple & Gold Challenge (Mar. 4-6). Holman went 1-1 with a 1.05 ERA and one save in three appearances and two starts. She struck out nine in 13.1 innings, allowing just two earned runs. Holman threw a complete game

April (0-0, 0-0 OVC)

2	Morehead State*	4 p.m.
3	Morehead State* (DH)	12 p.m.
6	at UT Martin* (DH)	2 p.m.
9	Eastern Illinois*	2 p.m.
10	Eastern Illinois* (DH)	12 p.m.
12	at Arkansas (DH)	TBA
15	at Austin Peay*	4 p.m.
16	at Austin Peay* (DH)	12 p.m.
23	at Murray State*	3 p.m.
24	at Murray State* (DH)	1 p.m.
27	UT Martin* (DH)	2 p.m.
30	at SIU Edwardsville*	12 p.m.

Redhawks Win Purple & Gold Challenge

Southeast Missouri won the Lipscomb Purple & Gold Challenge with a 4-1 record last week. Southeast Missouri beat Charleston, 5-4, 3-2, defeated tournament host Lipscomb, 7-1, and took care of Dayton, 10-6. It was SEMO's first tournament win of the season.



Southeast Missouri or **SEMO** is the preferred reference for Southeast Missouri State University athletic teams. Southeastern Missouri State is not an acceptable reference.

May (0-0, 0-0 OVC)

1	at SIU Edwardsville* (DH)	12 p.m.
7	Belmont*	4 p.m.
8	Belmont* (DH)	12 p.m.
11-14	OVC Tournament (Oxford, Ala.)	TBA

All times Central and Subject to Change;
Home Games in **Bold**; * - Denotes Ohio Valley Conference Game; ! - Lion Classic (Hammond, La.); @ - Hilltopper Classic (Bowling Green, Ky.); \$ - Razorback Invitational (Fayetteville, Ark.); & - Purple and Gold Classic (Nashville, Tenn.); ^ - Kansas Tournament (Lawrence, Kan.)



victory with four strikeouts in her first start of the season at Lipscomb (Mar. 4).

800th NCAA Division I Win on the Horizon

Southeast Missouri needs just one win to get 800 in its NCAA Division I era. SEMO first moved to the Division I ranks in 1991-92. The Redhawks are 799-777-2 all-time as a NCAA Division I program.

400 Hitters

Outfielder Kaylee Anderson is one of five players in the Ohio Valley Conference hitting .400 or better. Anderson boasts a team-high .400 batting average through 16 starts. She leads Southeast Missouri in hits (18), doubles (5), runs (14), walks (8) and on-base percentage (.500). She ranks fifth in the OVC in batting average.

Midweek Recap

Southeast Missouri dropped its first midweek game of the season by a score of 7-4 at Southeastern Conference member Ole Miss on Mar. 2. Freshman Tori Bradley went 2-for-4 with a double and two RBI to lead the Redhawks.

Weekend Off

The Redhawks were initially scheduled to play five games at the Arkansas Invitational last weekend, but inclement winter weather kept them from making the trip to Fayetteville. Southeast Missouri was supposed to play Louisville, Arkansas, Kansas and Nebraska at the event.

Away From Cape Girardeau

Southeast Missouri plays its first 21 games of the 2022 season outside of Cape Girardeau. After this weekend, SEMO closes out that stretch with games vs. Kansas City and Iowa in Kansas City, Missouri on Mar. 15.

Approaching 400 Wins

Mark Redburn is five wins away from reaching 400 as a head coach. Redburn is in his 18th year as a head coach and his career includes 13 years at the NCAA Division I level (5 at Evansville; 8 at SEMO). Overall, Redburn is 395-392. That record includes a 184-153 mark in eight seasons with the Redhawks.

Rook Throws No-Hitter

Rachel Rook threw a no-hitter and struck out 12 to lead Southeast Missouri to a 6-0 win over Central Michigan (Feb. 18). At the time, Rook tossed the ninth non-combined no-hitter in NCAA Division I softball this season. She retired 20-straight prior to Shannon Stein's two-out walk in the top of the seventh inning. Stein was CMU's only baserunner of the game as Rook was perfect through 6.2 frames. She recorded the second-no-hitter of her career and first seven-inning no-hitter as a Redhawk.

OVC Pitcher of the Week

Rachel Rook was voted Ohio Valley Conference Pitcher of the Week on Feb. 21. A native of Republic, Missouri, Rook threw a no-hitter with 12 strikeouts in Southeast Missouri's win over Central Michigan (Feb. 18). She tossed two complete games and struck out 25 in 19 innings en route to going 2-1 at the Western Kentucky Hilltopper Classic (Feb. 18-20).

Marshall Transfer Tandem

Outfielder Paige Halliwill and catcher Kat Sackett were teammates at Marshall University as freshmen in 2021 before joining the Redhawks this year. Halliwill has started all 16 games and Sackett started 14 in their first seasons at Southeast Missouri. Halliwill has been in the lineup every game in center field.

Division I Debuts

Tori Bradley, Aubrie Shore, Sydney Dennis, Tatum Gerwitz, Kaleigh Grisham and Delaney Kell made their NCAA Division I softball debuts with Southeast Missouri this season. Bradley (1st) and Shore (3rd) are currently among SEMO's top three hitters with .458 and .419 batting averages. Shore has started every game as a freshman thus far.

Statistically Speaking

Southeast Missouri is among the top two in the Ohio Valley Conference earned run average (2nd, 2.88), fielding percentage (2nd, .974), opposing batting average (2nd, .227), batters struck out (1st, 103), fewest hits allowed (2nd, 87) and fewest doubles allowed (1st, 9). Kaylee Anderson ranks second among league leaders in on-base percentage (.500), Paytience Holman is tied for first in ERA (1.05) and Rachel

2022 OVC Standings (as of Mar. 11)

School	Conference				Overall			
	W	L	T	Pct.	W	L	T	Pct.
Tennessee Tech	0	0	0	.000	12	6	0	.667
UT Martin	0	0	0	.000	12	7	0	.632
Murray State	0	0	0	.000	11	8	0	.579
Austin Peay	0	0	0	.000	12	9	0	.571
Southeast Missouri	0	0	0	.000	9	7	0	.562
Belmont	0	0	0	.000	6	7	0	.462
Eastern Illinois	0	0	0	.000	8	12	0	.400
Tennessee State	0	0	0	.000	8	12	0	.400
SIUE	0	0	0	.000	6	10	0	.375
Morehead State	0	0	0	.000	0	13	0	.000

This Weekend's Schedule

Tuesday, March 8

Florida Atlantic 2, SIUE 0
Tennessee State 1, Bethune-Cookman 0
Tennessee 9, Austin Peay 1

Wednesday, March 9

North Florida 6, Tennessee State 0

Thursday, March 10

Samford 4, Austin Peay 2
Jacksonville State 7, Austin Peay 2
Loyola-Chicago 4, Murray State 3 (9)
Murray State 8, Loyola-Chicago 5
Middle Tennessee 4, UT Martin 3
Illinois State 1, UT Martin 0

Friday, March 11

North Alabama at Belmont, 12 p.m.
SIUE vs. Northern Illinois (@Carbondale, Ill.), 12 p.m.
Austin Peay vs. Samford (@Jacksonville, Ala.), 1 p.m.
Loyola-Chicago at Murray State, 2:30 p.m.
Evansville at Murray State, 5 p.m.
UT Martin at Middle Tennessee, 5 p.m.
Austin Peay at Jacksonville State, 6 p.m.
Quinnipiac at Tennessee Tech, 6 p.m.
UT Martin at Illinois State (@Murfreesboro, Tenn.), 7:30 p.m.

Saturday, March 12

Bradley at Belmont, 9 a.m.
Morehead State vs. Bryant (@Greenville, N.C.), 10 a.m.
Eastern Illinois vs. Northern Illinois (@Carbondale, Ill.), 10 a.m.
Morehead State vs. Rider (@Greenville, N.C.), 11:30 a.m.
Akron at Belmont, 11:45 a.m.
Austin Peay vs. Samford (@Jacksonville, Ala.), 12 p.m.
Eastern Illinois at Southern Illinois, 12:15 p.m.
Austin Peay at Jacksonville State, 2:30 p.m.
St. Thomas at Murray State, 2:30 p.m.
SIUE at Southern Illinois, 2:30 p.m.
Bellarmine at Tennessee Tech, 4 p.m.
SIUE vs. Northern Illinois (@Carbondale, Ill.), 4:45 p.m.
Quinnipiac at Tennessee Tech, 6:30 p.m.

Sunday, March 13

Akron at Belmont, 10 a.m.
Southeast Missouri vs. Missouri State, 10 a.m.
Eastern Illinois vs. Northern Illinois (@Carbondale, Ill.), 10 a.m.
Morehead State vs. Rider (@Greenville, N.C.), 10:30 a.m.
Eastern Illinois at Southern Illinois, 12:15 p.m.
Morehead State at East Carolina, 1 p.m.
Western Illinois at Murray State, 2:30 p.m.
SIUE at Southern Illinois, 2:30 p.m.
Indiana State at Tennessee Tech, 2:30 p.m.
Bellarmine at Tennessee Tech, 5 p.m.
Southeast Missouri vs. Wichita State, 5 p.m.

Sunday, March 14

Southeast Missouri at Kansas, 4 p.m.



Rook tops the conference in strikeouts (75) and is tied for first in wins (6).

Over 10 Strikeouts

Rachel Rook registered over 10 strikeouts in three of her first four starts in the circle this season. Rook struck out 12 in a season-opening complete game shutout against Alabama A&M (Feb. 11) and matched a career-high 15 strikeouts in a seven-inning one-hitter vs. Nicholls (Feb. 13). She then opened the Hilltopper Classic with 12 strikeouts in a complete game no-hitter vs. Central Michigan (Feb. 18). She leads the Ohio Valley Conference and ranks 29th in the nation with 75 strikeouts. In addition, Rook has pitched five complete games and two shutouts in 11 appearances and nine starts this year.

Rook Joins SEMO's Top-10 in Wins

Rachel Rook, who is presently 6-3 in 11 appearances and nine starts this season, joined Southeast Missouri's all-time career list in wins. Rook is 46-23 in a Redhawk uniform and is ninth on that list.

Strikeout Counter

Rachel Rook has 475 strikeouts in her Southeast Missouri career. Seventh-five of those have come already this season. Rook is now second on SEMO's all-time career list in strikeouts. She surpassed Tracie Eudaley (471, 1984-87) for that spot. Elaine Fischer (501, 2005-08) is presently the school's all-time career strikeout leader.

Roster Talk

Southeast Missouri has a 22-member roster predominantly full of underclassmen, including nine sophomores and eight freshmen. The Redhawks also have five returning position starters and two starting pitchers. Additionally, SEMO has a pair of veteran fifth-year seniors in reigning Ohio Valley Conference Pitcher of the Year Rachel Rook and outfielder Kaylee Anderson, the Redhawks second-leading home run hitter last season.

First Inning Fun

Southeast Missouri is outscoring opponents 30-1 in the first inning through 16 games this season. Nicholls State is the only team that scored on the Redhawks in the first inning all

year. SEMO put up seven or more runs in the first inning on three occasions.

OVC Preseason-Favorite

The reigning back-to-back Ohio Valley Conference Champion softball team is the preseason favorite in the 2022 Ohio Valley Conference Preseason Poll. SEMO garnered 16 of the possible 20 first-place votes and accumulated 157 points in the overall voting by OVC Head Coaches and Communication Directors. Austin Peay (140 pts.), Murray State (121 pts.), Eastern Illinois (107 pts.) and UT Martin (107 pts.) rounded out the top five. SIU Edwardsville (82 pts.), Tennessee Tech (69 pts.), Belmont (63 pts.), Tennessee State (33 pts.) and Morehead State (21 pts.). SEMO is coming off a season where it went 30-17 overall en route to winning its second-straight and seventh overall OVC regular-season title. The Redhawks finished with a 23-6 record in league play with their 23 conference victories marking the most in program history. In the last two-plus seasons, SEMO put together an overall record of 121-60 and 55-18 mark in OVC play. Mark Redburn picked up his second OVC Coach of the Year accolade and Rachel Rook became only the second SEMO player in program history to win the league's coveted Pitcher of the Year honor. Rook returns for her final season in a Redhawk uniform after leading the OVC in wins (20), innings (163), strikeouts (196), shutouts (7) and opposing batting average (.191).

Team 46

The 2022 campaign is the 46th season of Southeast Missouri softball. SEMO's softball program has an all-time record of 1,159-847-3. The Redhawks are 799-777-2 all-time since moving to the NCAA Division I ranks in 1992. SEMO has accumulated eighteen 30-win seasons, two 40-win campaigns, seven Ohio Valley Conference regular-season titles, six OVC Tournament crowns and two NCAA Tournament berths in its program history.

30-Win Seasons

Southeast Missouri registered over 30 wins in each of its last three complete seasons. The Redhawks went 30-17 en route to winning their second-straight Ohio Valley Conference regular-season title in 2021 and finished with a 33-20 record and fourth-place finish in the

OVC in 2018.. In 2019, SEMO set a program record in wins when it went 46-18 overall and won the OVC regular-season and tournament titles. The Redhawks also made the NCAA Tournament that year. SEMO has a total of 18 seasons with 30 or more wins in its program history.

2022 Schedule

Southeast Missouri has 56 games scheduled, including 15 at the Southeast Softball Complex this upcoming 2022 season. SEMO will play its first 23 contests outside of Cape Girardeau with trips to six different tournaments and a midweek visit to Southeastern Conference member Ole Miss (Mar. 2). The Redhawks will participate in the Southeastern Louisiana (Feb. 11-13), Western Kentucky (Feb. 18-19), Lipscomb (Mar. 4-6), Kansas (Mar. 11-13) and Kansas City (Mar. 15) tournaments. SEMO also has five teams which made the NCAA Tournament a year ago on its 2022 slate. Those opponents are Western Kentucky (Feb. 19), Arkansas (Apr. 12), Ole Miss (Mar. 2), Wichita State (Mar. 11) and Southern Illinois (Mar. 23, Mar. 30). The Redhawks will play a 28-game OVC schedule which opens with a three-game home series vs. Tennessee State (Mar. 19-20). Morehead State (Apr. 2-3), Eastern Illinois (Apr. 9-10), UT Martin (DH, Apr. 7) and Belmont (May 7-8) also come to Cape Girardeau this season. The road portion of SEMO's league schedule consists of trips to Tennessee Tech (Mar. 26-27), UT Martin (DH, Apr. 6), Austin Peay (Apr. 15-16), Murray State (Apr. 23-24) and SIU Edwardsville (Apr. 30-May1). Postseason play will begin with the OVC Tournament, May 11-14, in Oxford, Alabama. This year marks the sixth where the tournament will be held at Choccolocco Park in Oxford.



SOUTHEAST MISSOURI SOFTBALL NOTES // JAYHAWK INVITATIONAL

Numerical

No.	Name	Pos.	Ht.	B/T	Cl.	Hometown (High School/College)
1	Jillian Anderson	OF	5-4	L/L	So.	Rochester, Ill. (Rochester)
2	Paige Halliwill	OF	5-7	L/L	So.	Mogadore, Ohio (Mogadore/Marshall)
3	Kimmy Fleming	OF	5-7	L/R	So.	Park Hills, Mo. (Central)
4	Alyson Tucker	INF	5-5	R/R	Jr.	Farmington, Mo. (Farmington/Jefferson College)
5	Kileigh Grisham	INF	5-7	R/R	R-Fr.	Eureka, Mo. (Eureka)
6	Marisa Davis	P	5-4	L/L	Jr.	Kansas City, Mo. (Lee's Summit North)
7	Karsyn Davis	C	5-11	R/R	So.	Harrisburg, Ill. (Harrisburg)
8	Sydney Melton	C	5-8	R/R	Fr.	Eddyville, Ky. (Lyon County)
9	Rachel Rook	P	5-11	R/R	Sr.	Republic, Mo. (Republic)
10	Tatum Gerwitz	OF	5-9	L/R	Fr.	O'Fallon, Mo. (Fort Zumwalt West)
11	Tori Bradley	C	5-7	L/R	Fr.	Blue Springs, Mo. (Blue Springs South)
12	Emma Rote	P/UT	6-0	R/R	Fr.	Broken Arrow, Okla. (Broken Arrow)
14	Kaylee Anderson	OF/P	5-7	R/R	Sr.	Warrenton, Mo. (Warrenton)
15	Delaney Kell	P	5-6	R/R	Fr.	Salem, Ill. (Salem)
16	Abigail Rickermann	INF	5-6	L/R	So.	Festus, Mo. (Festus)
17	Kelby Robinson	OF	5-6	L/R	So.	Wentzville, Mo. (Holt)
18	Sydney Dennis	INF	5-5	L/R	Fr.	Eureka, Mo. (Eureka)
19	Paytience Holman	P	5-8	R/R	So.	Mexico, Mo. (Mexico)
20	Kat Sackett	C	6-0	L/L	So.	Erie, Colo. (Erie/Marshall)
21	Chelsy Pena	C	5-6	R/R	Jr.	Columbia, Ill. (Columbia)
24	Kynzie Wrigley	INF	5-3	L/R	So.	Mt. Zion, Ill. (Mt. Zion)
26	Aubrie Shore	INF	5-6	R/R	Fr.	Mahomet, Ill. (Mahomet-Seymour)

Alphabetical

No.	Name	Pos.	Ht.	B/T	Cl.	Hometown (High School/College)
1	Jillian Anderson	OF	5-4	L/L	So.	Rochester, Ill. (Rochester)
14	Kaylee Anderson	OF/P	5-7	R/R	Sr.	Warrenton, Mo. (Warrenton)
11	Tori Bradley	C	5-7	L/R	Fr.	Blue Springs, Mo. (Blue Springs South)
7	Karsyn Davis	C	5-11	R/R	So.	Harrisburg, Ill. (Harrisburg)
6	Marisa Davis	P	5-4	L/L	Jr.	Kansas City, Mo. (Lee's Summit North)
18	Sydney Dennis	INF	5-5	L/R	Fr.	Eureka, Mo. (Eureka)
3	Kimmy Fleming	OF	5-7	L/R	So.	Park Hills, Mo. (Central)
10	Tatum Gerwitz	OF	5-9	L/R	Fr.	O'Fallon, Mo. (Fort Zumwalt West)
5	Kileigh Grisham	INF	5-7	R/R	R-Fr.	Eureka, Mo. (Eureka)
2	Paige Halliwill	OF	5-7	L/L	So.	Mogadore, Ohio (Mogadore/Marshall)
19	Paytience Holman	P	5-8	R/R	So.	Mexico, Mo. (Mexico)
15	Delaney Kell	P	5-6	R/R	Fr.	Salem, Ill. (Salem)
8	Sydney Melton	C	5-8	R/R	Fr.	Eddyville, Ky. (Lyon County)
21	Chelsy Pena	C	5-6	R/R	Jr.	Columbia, Ill. (Columbia)
16	Abigail Rickermann	INF	5-6	L/R	So.	Festus, Mo. (Festus)
17	Kelby Robinson	OF	5-6	L/R	So.	Wentzville, Mo. (Holt)
9	Rachel Rook	P	5-11	R/R	Sr.	Republic, Mo. (Republic)
12	Emma Rote	P/UT	6-0	R/R	Fr.	Broken Arrow, Okla. (Broken Arrow)
20	Kat Sackett	C	6-0	L/L	So.	Erie, Colo. (Erie/Marshall)
26	Aubrie Shore	INF	5-6	R/R	Fr.	Mahomet, Ill. (Mahomet-Seymour)
4	Alyson Tucker	INF	5-5	R/R	Jr.	Farmington, Mo. (Farmington/Jefferson College)
24	Kynzie Wrigley	INF	5-3	L/R	So.	Mt. Zion, Ill. (Mt. Zion)

Head Coach: Mark Redburn (Eighth Year/Missouri-St. Louis, 1993)

Assistant Coaches: Kristen Jones (Seventh Year/Augusta State, 2012); Matthew Guemmer (Third Year, Missouri, 2013)

Volunteer Assistant Coach: Ashley Ellis

Student Manager: Addison McMahan

Roster Breakdown

Total Squad Members	22
Seniors	2
Juniors	3
Sophomores	9
Freshmen	8

Pronunciation Guide

Tatum Gerwitz	GURR-witz
Emma Rote	Wrote

Geographical Breakdown

Colorado	1
Kat Sackett	
Illinois	6
Jillian Anderson, Karsyn Davis, Delaney Kell, Chelsy Pena, Aubrie Shore, Kynzie Wrigley	
Kentucky	1
Sydney Melton	
Missouri	12
Kaylee Anderson, Tori Bradley, Marisa Davis, Sydney Dennis, Kimmy Fleming, Tatum Gerwitz, Kileigh Grisham, Paytience Holman, Abigail Rickermann, Kelby Robinson, Rachel Rook, Alyson Tucker	
Ohio	1
Paige Halliwill	
Oklahoma	1
Emma Rote	





1
Jillian Anderson
OF / 5-4 / So. / L/L
Rochester, Ill.



2
Paige Halliwill
OF / 5-7 / So. / L/L
Edwardsville, Ill.



3
Kimmy Fleming
OF / 5-7 / So. / L/R
Park Hills, Mo.



4
Alyson Tucker
INF / 5-5 / Jr. / R/R
Farmington, Mo.



5
Kileigh Grisham
INF / 5-7 / R-Fr. / R/R
Eureka, Mo.



6
Marisa Davis
P / 5-4 / Jr. / L/L
Kansas City, Mo.



7
Karsyn Davis
C / 5-11 / So. / R/R
Harrisburg, Ill.



8
Sydney Melton
C / 5-8 / Fr. / R/R
Eddyville, Ky.



9
Rachel Rook
P / 5-11 / Sr. / R/R
Republic, Mo.



10
Tatum Gerwitz
OF / 5-9 / Fr. / L/R
O'Fallon, Mo.



11
Tori Bradley
C / 5-7 / Fr. / L/R
Blue Springs, Mo.



12
Emma Rote
P/UT / 6-0 / Fr. / R/R
Broken Arrow, Okla.




14
Kaylee Anderson
OF/P / 5-7 / Sr. / R/R
Warrenton, Mo.



15
Delaney Kell
P / 5-8 / Fr. / R/R
Salem, Ill.



16
Abigail Rickermann
INF / 5-6 / So. / L/R
Festus, Mo.




17
Kelby Robinson
OF / 5-6 / So. / L/R
Wentzville, Mo.



18
Sydney Dennis
INF / 5-5 / Fr. / L/R
Eureka, Mo.



19
Paytience Holman
P / 5-8 / So. / R/R
Mexico, Mo.



20
Kat Sackett
C / 6-0 / So. / L/L
Erie, Colo.



21
Chelsy Pena
C / 5-6 / Jr. / R/R
Columbia, Ill.



24
Kynzie Wrigley
INF / 5-3 / So. / L/R
Mt. Zion, Ill.




26
Aubrie Shore
INF / 5-6 / Fr. / R/R
Mahomet, Ill.




Mark Redburn
Head Coach
Seventh Year



Kristen Jones
Assistant Coach
Sixth Year




Matthew Guemmer
Assistant Coach
Second Year



Ashley Ellis
Volunteer Assistant
Coach



Addison McMahan
Student Manager



Michael Hair
Athletic Trainer



MARK REDBURN

HEAD COACH

Mark Redburn enters his eighth year at Southeast Missouri which is coming off back-to-back Ohio Valley Conference regular-season titles and one OVC Tournament crown since 2019.

In the last two plus seasons, the Redhawks put together an overall record of 121-60 and 55-18 mark in OVC play. In seven years with Redburn at the helm, SEMO has produced one NFCA All-American, seven NFCA All-Region selections, 16 All-OVC picks, one OVC Player of the Year, one OVC Pitcher of the Year, one OVC Tournament Most Valuable Player and two CoSIDA Academic All-Americans.

Last year, Redburn guided the Redhawks to their third 30-win campaign in four seasons. SEMO finished 30-17 overall and registered a program

record 23 OVC wins en route to its second-straight regular-season conference title. The Redhawks headed into the OVC Tournament as the No. 1 seed and ended the year with a pair of one-run losses to Eastern Kentucky.

SEMO led the league in on-base percentage (.369), opposing batting average (.213), strikeouts looking (69), saves (8), fewest hits allowed (247), fewest runs allowed (139) and fewest earned runs allowed (121).

All of the Redhawks success during the 2021 campaign culminated with Redburn claiming his second-straight OVC Coach of the Year honor. Additionally, Rachel Rook was tabbed OVC Pitcher of the Year becoming only the second player in program history to win the coveted award.

Offensively, SEMO outscored its opponents by a +100 (165-65) margin in conference games. The Redhawks' 165 runs were the most scored by any OVC team in conference play.

The year before in 2020, SEMO was off to a great start and had all the makings for a big season, but a global COVID-19 pandemic abruptly shut things down only 17 games in.

The Redhawks won nine in a row and posted a 9-1 record in their first 10 games of the season. SEMO finished with an overall record of 12-5 and did not get a chance to play any OVC games when play was cancelled.

Although the 2020 season lasted just 23 days (Feb. 14-Mar. 8), the Redhawks accomplished a lot in a short amount of time.

SEMO led the OVC in slugging percentage (.528), on-base

percentage (.411), triples (14), stolen bases (41), hits allowed (84) and earned runs allowed (40). The Redhawks also rated second in the league in batting average (.310), home runs (19), opposing batting average (.204), runs allowed (51), stolen bases per game (2.4) and triples per game (0.8).

Nationally, SEMO was among the top 25 in triples per game (2nd), stolen bases per game (8th, 2.4), scoring (16th, 6.7), slugging percentage (21st) and on-base percentage (24th).

Individually, Rachel Anderson led the OVC in batting average (.480), slugging percentage (.880), on-base percentage (.541) and triples (5) following a season that culminated with her winning the league's Player of the Year honor. Anderson, who didn't strike out all year, capped her 2020 campaign as



only the sixth player in program history to claim First-Team CoSIDA Academic All-America accolades.

Pitcher Rachel Rook was atop the OVC in earned run average (0.70) and opposing batting average (.119), while Ashley Ellis ended the year as the league's leader in home runs (8).

Redburn guided SEMO to its first OVC regular-season and tournament championship, and NCAA Regional appearance in 20 years the year before that in 2019.

What a year 2019 was for SEMO which set an all-time program record with 46 wins, the only 40-win season in the school's entire NCAA Division I era. The Redhawks went 46-18 overall and 17-5 in the OVC before going 1-2 at the NCAA Regional in Oxford, Mississippi.

SEMO had so much to celebrate over the course of its magical 2019 campaign.

Redburn and his staff were honored as the National Fastpitch Coaches Association (NFCA) Mideast Region Coaching Staff of the Year. For Redburn himself, he was voted OVC Coach of the Year for the first time in his career.

Four players earned All-OVC honors, three claimed NFCA All-Region accolades and one garnered NFCA All-America distinction. Outfielder Rachel Anderson became SEMO's first All-American in 28 years and the program's first All-American in the NCAA Division I tenure. TEAM 43 was also recognized by the NFCA for achieving the fourth highest grade point average among all NCAA Division I schools. SEMO

recorded a team GPA of 3.678 with 17 players securing NFCA All-America Scholar-Athlete honors.

Redburn certainly has the Redhawks trending in the right direction as his teams averaged nearly 40 wins (39.5) in the last two seasons alone. SEMO put together a 79-38 (.678) record and went 32-12 (.727) in conference play over that span.

Statistically, SEMO's 2019 team broke a total of 17 single-season records in slugging percentage (.510), on-base percentage (.382), game played (64), runs (363), hits (501), home runs (74), RBI (318), total bases (850), walks (180), stolen bases (89), stolen base attempts (117), wins (46), saves (11), batters struck out (331), batters struck out looking (90), innings pitched (414) and putouts (1242).

In 19 years as an NCAA Division I head coach, Division I assistant coach and National Junior College Athletic Association (NJCAA) head coach, Redburn has made 13 postseason appearances which include one NCAA Women's College World Series, two NCAA Super-Regionals, four NCAA Regionals and two NJCAA National Tournaments.

In 2018, the Redhawks finished at 33-20 overall and fourth in the OVC with a 15-7 mark. SEMO locked down its first winning campaign in seven years.

The Redhawks heated up to win 11 of their final 14 regular-season games and advanced to the eight-team OVC Tournament.

SEMO's 2018 club finished with a 74 RPI among the nation's

296 NCAA Division I softball teams, quite a jump from its 173 ranking in 2017. The Redhawks collected eight doubleheader sweeps along the way.

Defensively, SEMO improved tremendously. After ranking eighth in the OVC in fielding percentage a year ago, the Redhawks were the league's second-best fielding team in 2018. SEMO had 43 errors and committed 16 less than it did in 2017. The Redhawks went error free in 25 games equating to 47 percent of their entire season.

The year before that, SEMO finished the 2017 campaign among the school's top single-season leaders in slugging percentage (6th, .427), on-base percentage (5th, .356), triples (4th, 21), home runs (9th, 31), total bases (9th, 567), stolen bases (2nd, 65), stolen base attempts (1st, 88), opponent batting average (7th, .282), strikeouts/7 innings (7th, 4.17), strikeouts (10th, 194), strikeouts looking (3rd, 61) fewest doubles allowed (8th, 49), fielding percentage (8th, .960), fewest errors (7th, 59) and fewest stolen bases against (3rd, 38).

Redburn picked up his 200th career victory when SEMO beat Austin Peay, 7-4, on Apr. 30, 2016. His 2016 club



■ The Redburn File

Experience:
20th Year (Eighth at SEMO)

Hometown:
St. Charles, Mo.

Birthdate:
April 19, 1967

Alma Mater:
Missouri-St. Louis, 1993

Education:
B.S. Special Education (Missouri-St. Louis)
Master's Higher Education in Athletics/
Activities Administration (William Woods)

Date Hired:
June 26, 2014

Family:
Wife - Tracy
Children - Joe, Jack

Coaching Experience:
St. Charles CC, Head Coach, 2002-04
Jefferson College, Head Coach 2005-06
Missouri, Assistant Coach, 2007-09
Evansville, Head Coach, 2010-14
Southeast Missouri, Head Coach, 2015-pr.



SOUTHEAST MISSOURI SOFTBALL NOTES // JAYHAWK INVITATIONAL

ranked among the school's top-10 teams in doubles (6th, 69), stolen bases (3rd, 58), walks (8th, 138), home runs (6th, 35) and slugging percentage (6th, .412).

In his first season, Redburn led the Redhawks to an overall record of 19-27 and 12-12 in OVC play during 2015. His 19 victories came after SEMO won no more than 15 games in each of the previous two seasons. Redburn's first club at Southeast also had 12 OVC wins, a +9 increase from the 2014 campaign. In addition, the Redhawks made the OVC Tournament, snapping a streak of three years where they missed the event.

Not only did Redburn earn his 100th career NCAA Division I win in his inaugural season with the Redhawks, but he coached three All-OVC selections and one NFCA All-Region honoree.

Statistically, SEMO finished among the top-five OVC teams in batting average (3rd), slugging percentage (5th), on-base percentage (5th) and hits (5th). The 2015 Redhawks also broke two single-season records with Kayla Fortner in home runs and single-game mark and set a single-game school record with six home runs, as well.

Academically, the Redhawks accumulated a 3.35 grade point average during the 2014-15 academic year as a total of nine players earned NFCA All-America Scholar-Athlete status for achieving a 3.5 or higher GPA.

Redburn coached a total of four first-team All-OVC selections, three second-

team All-OVC picks, one OVC Freshman of the Year, three NFCA All-Region honorees and three OVC All-Newcomer selections in his first four years as SEMO's head coach.

The fourth head coach in Redhawk softball history, Redburn won 90 games in five years as head coach at the University of Evansville before accepting the job at Southeast on June 26, 2014.

In 2014, Redburn coached a UE team with five starters that were underclassmen, including four freshmen and one sophomore. The Purple Aces achieved their highest batting average since 2007. Additionally, UE had a freshman lead the team in stolen bases and home runs.

Despite a season that allowed 53 games, the 2013 team had its best season in Redburn's five years at UE. Entering the Missouri Valley Conference Tournament as the No. 7 seed, the Purple Aces beat the No. 6, No. 3 and No. 2 seeds to make their first MVC Championship appearance since 2003. UE finished second with three players garnering All-Tournament team honors.

The 2013 campaign resulted in the most overall wins in a season since 2008 and the best regular-season and conference tournament finish since Redburn's arrival. UE continued its aggressive baserunning with 89 stolen bases, ranking second in the MVC. The pitching staff also rated fourth in the conference.

Redburn's 2012 club saw improvement as well, winning

more games than it had the previous season. The Purple Aces stole 79 bases and had two all-conference and one National Fastpitch Coaches Association All-Region selection that year. In 2011, Redburn exposed a young and inexperienced team to some of the top programs in the nation as UE played one of its most difficult schedules. Tennessee, Georgia Tech, Missouri, Ohio State, Texas Tech, South Alabama and Chattanooga were among the stiff competition.

Redburn quickly started to transform the UE program during his first year in 2010. The Purple Aces secured a berth in the MVC Tournament after winning 10 conference games. UE led the MVC with 31 doubles and hit 36 home runs, while producing two all-conference picks.

Academically, Redburn's teams consistently enjoyed success. In fact, each of his last four UE teams accumulated a 3.1 or higher grade point average. He had several student-athletes obtain over a 3.5 GPA and earn academic recognition along the way.

Prior to UE, Redburn spent three years as an assistant coach at the University of Missouri working primarily with the pitchers and catchers, and serving as recruiting coordinator.

He was part of a coaching staff that compiled an overall record of 137-53. The Tigers registered a school record for victories (50), won the Big 12 Conference Tournament, won their Regional and defeated host

UCLA in the Super Regional to advance to the College World Series in 2009. Overall, Redburn coached four all-conference pitchers, including USA National Team Pitcher Chelsea Thomas at Missouri.

Redburn began his collegiate coaching career as head coach at St. Charles (Mo.) Community College from 2001-04. He led the 2003 team to its first Region 16 championship and a seventh-place finish at the National Junior College Athletic Association Division I National Tournament. His 2004 squad set a school record with 33 victories.

Following his stay at St. Charles CC, Redburn spent two seasons as head coach of the new softball program at Jefferson College. In the program's first year of competition, 2006, he led Jefferson to a 49-16 record, Region 16 championship and ninth-place finish at the NJCAA Division I National Tournament. Redburn was honored as the Midwest Community College Athletic Conference Coach of the Year following that season.

A native of St. Charles, Missouri, Redburn graduated from the University of Missouri-St. Louis in 1993 and received his master's degree in Athletics/Activities Administration from William Woods University.

He and his wife, Tracy, have two sons, Joe and Jack.



Redburn's Year-by-Year Records

Year	School	Assignment	Record	Conference Finish	Postseason
2002	St. Charles CC	Head Coach	16-21	3rd	Region XVI Runner-Up
2003	St. Charles CC	Head Coach	26-21	2nd	Region XVI Champions 7th NJCAA National Tournament
2004	St. Charles CC	Head Coach	33-16	1st	3rd in Region XVI
2005	Jefferson College	Head Coach	-	Program Preparation Year	-
2006	Jefferson College	Head Coach	49-16	1st Region 16	-
2007	Missouri	Assistant Coach	40-23, 13-4	3rd Big 12	-
2008	Missouri	Assistant Coach	47-17, 11-6	3rd Big 12	-
2009	Missouri	Assistant Coach	50-12, 12-6	2nd Big 12	1st Big 12 Tournament NCAA Midwest Regional Champions NCAA Super Regional Champions 8th in College World Series
2010	Evansville	Head Coach	18-34, 10-16	7th MVC	-
2011	Evansville	Head Coach	12-42, 6-21	9th MVC	-
2012	Evansville	Head Coach	18-37, 8-19	8th MVC	-
2013	Evansville	Head Coach	23-30, 11-12	7th MVC	2nd MVC Tournament
2014	Evansville	Head Coach	19-32, 7-19	10th MVC	-
2015	Southeast Missouri	Head Coach	19-27, 12-12	7th OVC	8th OVC Tournament
2016	Southeast Missouri	Head Coach	16-33, 10-17	10th OVC	-
2017	Southeast Missouri	Head Coach	23-27, 8-14	9th OVC	-
2018	Southeast Missouri	Head Coach	33-20, 15-7	4th OVC	7th OVC Tournament
2019	Southeast Missouri	Head Coach	46-18, 17-5	1st OVC	1st OVC Tournament 3rd NCAA Regional
2020*	Southeast Missouri	Head Coach	12-5	-	-
2021	Southeast Missouri	Head Coach	30-17, 23-6	1st OVC	2nd OVC Tournament
2022	Southeast Missouri	Head Coach	9-7	-	-

* Season ended due to a global COVID-19 pandemic

Overall Record as a Collegiate Coach: 540-455 (21 years)

Overall Record as a Head Coach: 395-392 (18 years)

Record at Southeast Missouri, 188-154, 85-61 Ohio Valley Conference (8 years)

Record at Evansville, 90-175, 42-87 Missouri Valley Conference (5 years)

Record at Jefferson College, 49-16 (1 year)

Record at St. Charles CC: 75-58 (3 years)

Record as Assistant Coach at Missouri: 137-52 (3 years)

Redburn by the Numbers

- 85 OVC Commissioner's Honor Roll Selections
- 26 NFCA All-America Scholar-Athletes
- 20+ Academic All-Americans
- 11 NJCAA All-Region 16 Players
- 18 OVC Medal of Honor Recipients
- 9 First-Team All-OVC Selections
- 6 All-MVC Players
- 6 MVC Scholar-Athletes
- 8 OVC Players of the Week
- 5 All-Americans
- 6 NFCA All-Region Selections
- 6 OVC Pitchers of the Week
- 4 MCCAC All-Conference Players
- 5 OVC All-Newcomer Selections
- 3 MVC Players of the Week
- 2 Second-Team All-OVC Selections
- 1 OVC Player of the Year
- 1 OVC Freshman of the Year
- 1 OVC Pitcher of the Year

Coaching Honors

- 2021 OVC Coach of the Year
- 2019 OVC Coach of the Year
- 2019 NFCA Midwest Region Coaching Staff of the Year
- 2009 Midwest Coaching Staff of the Year
- 2006 Region 16 and MCCAC Coach of the Year



2022 Statistics

Record: 9-7 Home: 0-0 Away: 1-6 Neutral: 8-1 OVC: 0-0

Player	avg	gp-gs	ab	r	h	2b	3b	hr	rbi	tb	slg%	bb	hp	so	gdp	ob%	sf	sh	sb-att	po	a	e	fld%
14 ANDERSON, Kaylee	.400	16-16	45	14	18	5	0	2	10	29	.644	8	1	7	0	.500	0	0	1-1	12	3	0	1.000
26 SHORE, Aubrie	.386	16-16	44	10	17	4	1	3	16	32	.727	6	0	4	0	.451	1	0	1-2	76	2	3	.963
4 TUCKER, Alyson	.333	16-16	36	9	12	2	0	1	8	17	.472	4	1	6	0	.415	0	2	1-1	17	17	4	.895
10 GERWITZ, Tatum	.333	15-5	21	5	7	0	0	0	2	7	.333	4	0	3	0	.440	0	0	1-1	10	2	0	1.000
11 BRADLEY, Tori	.324	15-10	37	5	12	1	1	0	3	15	.405	4	0	7	0	.390	0	0	0-0	16	0	0	1.000
21 PENA, Chelsy	.304	15-8	23	8	7	0	0	0	5	7	.304	3	0	3	0	.385	0	0	0-0	11	10	2	.913
1 ANDERSON, Jillian	.270	12-12	37	9	10	2	0	0	6	12	.324	5	1	7	0	.364	1	0	3-5	17	2	0	1.000
24 WRIGLEY, Kynzie	.267	15-13	30	8	8	1	0	0	7	9	.300	5	0	7	0	.371	0	0	3-3	12	18	2	.938
20 SACKETT, Kat	.255	15-14	47	7	12	2	0	0	9	14	.298	1	1	5	0	.286	0	1	0-0	47	5	3	.945
2 HALLIWILL, Paige	.190	16-16	42	9	8	2	0	0	10	10	.238	1	5	8	0	.286	1	2	2-2	28	1	0	1.000
18 DENNIS, Sydney	.125	15-10	32	4	4	0	0	0	5	4	.125	2	0	6	0	.167	2	0	1-1	20	22	1	.977

3 FLEMING, Kimmy	1.000	2-0	1	0	1	0	0	0	0	1	1.000	1	0	0	0	1.000	0	0	0-0	0	0	0	.000
16 RICKERMANN, Abigail	.250	11-1	12	0	3	0	0	0	1	3	.250	0	1	2	0	.308	0	0	0-1	4	5	0	1.000
7 DAVIS, Karsyn	.214	8-6	14	0	3	0	0	0	2	3	.214	1	0	3	0	.267	0	0	0-0	37	2	1	.975
17 ROBINSON, Kelby	.100	11-1	10	2	1	0	0	0	0	1	.100	0	0	2	0	.100	0	0	1-2	0	0	0	.000
5 GRISHAM, Kileigh	.000	12-0	2	5	0	0	0	0	0	0	.000	1	0	2	0	.333	0	0	2-2	0	0	0	.000
Totals	.284	16	433	95	123	19	2	6	84	164	.379	46	10	72	0	.362	5	5	16-21	313	106	16	.963
Opponents	.227	16	384	58	87	9	1	12	50	134	.349	36	7	103	0	.301	5	14	14-19	315	122	20	.956

LOB - Team (93), Opp (79). DPs turned - Team (3), Opp (6).

(All games Sorted by Earned run avg)

Player	era	w-l	app	gs	cg	sho	sv	ip	h	r	er	bb	so	2b	3b	hr	b/avg	wp	hp	bk	sfa	sha
19 HOLMAN, Paytience	1.05	1-1	3	2	1	0/0	1	13.1	9	3	2	2	8	2	0	1	.191	1	0	0	0	3
6 DAVIS, Marisa	2.44	1-1	8	4	0	0/0	0	28.2	28	20	10	15	15	1	1	2	.248	0	4	0	1	5
9 ROOK, Rachel	3.00	6-3	11	9	5	2/0	0	53.2	37	27	23	13	75	3	0	9	.198	10	2	0	3	6
14 ANDERSON, Kaylee	3.94	1-1	3	0	0	0/0	0	5.1	7	3	3	1	4	1	0	0	.304	0	0	0	0	0

15 KELL, Delaney	9.33	0-1	2	1	0	0/0	0	3.0	6	4	4	4	1	2	0	0	.462	1	0	0	1	0
26 SHORE, Aubrie	21.00	0-0	2	0	0	0/0	0	0.1	0	1	1	1	0	0	0	0	.000	0	1	0	0	0
Totals	2.88	9-7	16	16	6	2/0	1	104.1	87	58	43	36	103	9	1	12	.227	12	7	0	5	14
Opponents	4.33	7-9	16	16	3	1/0	0	105.0	123	95	65	46	72	19	2	6	.284	5	10	0	5	5

PB - Team (2), GERWITZ 1, SACKETT 1, Opp (2). SBA/ATT - SACKETT (8-11), ROOK (6-7), M. DAVIS (4-7), K. DAVIS (4-5), K. ANDERSON (2-2), BRADLEY, T. (2-2), HOLMAN (1-2), KELL (1-1), GERWITZ (0-1).



2022 Results

Date	Opponent	Score	Inns	Overall	OVC	Pitcher of record	Attend	Time
! 02-11-22	vs Alabama A&M	w 13-0	5	1-0-0	0-0-0	ROOK (W 1-0)	107	1:35
! 02-11-22	at Southeastern	L 2-6	7	1-1-0	0-0-0	M. DAVIS (L 0-1)	329	1:49
! 02-12-22	vs Nicholls	w 13-5	5	2-1-0	0-0-0	K. ANDERSON (W 1-0)	203	1:46
! 02-12-22	at Southeastern	L 5-6	7	2-2-0	0-0-0	ROOK (L 1-1)	263	1:55
! 02-13-22	vs Nicholls	w 5-2	7	3-2-0	0-0-0	ROOK (W 2-1)	152	1:47
@ 02-18-22	vs Central Michigan	w 6-0	7	4-2-0	0-0-0	ROOK (W 3-1)	37	1:52
@ 02-18-22	vs Bellarmine	L 3-4	7	4-3-0	0-0-0	K. ANDERSON (L 1-1)	71	2:10
@ 02-19-22	at WKU	L 3-4	(8)	4-4-0	0-0-0	KELL (L 0-1)	251	2:35
@ 02-19-22	vs Central Michigan	w 12-4	5	5-4-0	0-0-0	ROOK (W 4-1)	57	1:56
@ 02-20-22	at WKU	L 4-5	7	5-5-0	0-0-0	ROOK (L 4-2)	257	1:44
03-02-22	at Ole Miss	L 4-7	7	5-6-0	0-0-0	ROOK (L 4-3)	207	2:14
\$ 03-04-22	vs Charleston	w 5-4	(11)	6-6-0	0-0-0	ROOK (W 5-3)	147	2:41
\$ 03-04-22	at Lipscomb	w 7-1	7	7-6-0	0-0-0	HOLMAN (W 1-0)	205	2:07
\$ 03-05-22	vs Charleston	w 3-2	7	8-6-0	0-0-0	M. DAVIS (W 1-1)	117	1:49
\$ 03-05-22	vs Dayton	w 10-6	7	9-6-0	0-0-0	ROOK (W 6-3)	146	2:02
\$ 03-06-22	at Lipscomb	L 0-2	7	9-7-0	0-0-0	HOLMAN (L 1-1)	287	1:28

* = Conference game

! = Lion Classic (Hammond, La.)

@ = Hilltopper Classic (Bowling Green, Ky.)

\$ = Lipscomb Purple & Gold Challenge (Nashville, Tenn.)

() extra inning game



2022 Season/Career Statistics

Record: 9-7 Home: 0-0 Away: 1-6 Neutral: 8-1 OVC: 0-0

Player	SEASON													CAREER													
	Avg	G-GS	AB	R	H	2B	3B	HR	RBI	BB	Hbp	SO	Sb-Att	Avg	G-GS	AB	R	H	2B	3B	HR	RBI	BB	Hbp	SO	Sb-Att	
14 ANDERSON, Kaylee	.400	16-16	45	14	18	5	0	2	10	8	1	7	1-1	.297	146-116	354	85	105	18	2	20	73	22	14	53	16-17	
26 SHORE, Aubrie	.386	16-16	44	10	17	4	1	3	16	6	0	4	1-2	.386	16-16	44	10	17	4	1	3	16	6	0	4	1-2	
4 TUCKER, Alyson	.333	16-16	36	9	12	2	0	1	8	4	1	6	1-1	.301	57-57	133	26	40	6	0	5	20	15	4	25	4-4	
10 GERWITZ, Tatum	.333	15-5	21	5	7	0	0	0	2	4	0	3	1-1	.333	15-5	21	5	7	0	0	0	2	4	0	3	1-1	
11 BRADLEY, Tori	.324	15-10	37	5	12	1	1	0	3	4	0	7	0-0	.324	15-10	37	5	12	1	1	0	3	4	0	7	0-0	
21 PENA, Chelsy	.304	15-8	23	8	7	0	0	0	5	3	0	3	0-0	.187	102-46	150	21	28	5	0	0	20	14	1	18	3-5	
1 ANDERSON, Jillian	.270	12-12	37	9	10	2	0	0	6	5	1	7	3-5	.269	58-57	160	31	43	13	1	0	21	35	5	32	13-23	
24 WRIGLEY, Kynzie	.267	15-13	30	8	8	1	0	0	7	5	0	7	3-3	.321	55-48	137	28	44	9	0	2	20	14	0	19	8-8	
20 SACKETT, Kat	.255	15-14	47	7	12	2	0	0	9	1	1	5	0-0	.255	15-14	47	7	12	2	0	0	9	1	1	5	0-0	
2 HALLIWILL, Paige	.200	16-16	40	9	8	2	0	0	10	1	5	7	2-2	.200	16-16	40	9	8	2	0	0	10	1	5	7	2-2	
18 DENNIS, Sydney	.125	15-10	32	4	4	0	0	0	5	2	0	6	1-1	.125	15-10	32	4	4	0	0	0	5	2	0	6	1-1	
3 FLEMING, Kimmy	1.000	2-0	1	0	1	0	0	0	0	1	0	0	0-0	.290	51-11	69	14	20	3	0	0	3	7	0	7	7-9	
16 RICKERMANN, Abigail	.250	11-1	12	0	3	0	0	0	1	0	1	2	0-1	.211	46-7	57	9	12	0	0	0	3	3	1	9	1-3	
7 DAVIS, Karsyn	.214	8-6	14	0	3	0	0	0	2	1	0	3	0-0	.253	49-34	87	5	22	3	1	2	14	5	0	13	0-0	
17 ROBINSON, Kelby	.083	11-1	12	2	1	0	0	0	0	0	0	3	1-2	.286	37-2	21	12	6	0	0	0	1	0	0	5	11-14	
5 GRISHAM, Kileigh	.000	12-0	2	5	0	0	0	0	0	1	0	2	2-2	.000	12-0	2	5	0	0	0	0	0	1	0	2	2-2	
Totals	.284	16-16	433	95	123	19	2	6	84	46	10	72	16-21														
Opponents	.227	16-16	384	58	87	9	1	12	50	36	7	103	14-19														

(All games Sorted by Earned run avg)

Player	SEASON													CAREER												
	ERA	W-L	App	GS	CG	Sho	Sv	IP	H	R	ER	BB	SO	ERA	W-L	App	GS	CG	Sho	Sv	IP	H	R	ER	BB	SO
19 HOLMAN, Paytience	1.05	1-1	3	2	1	0	1	13.1	9	3	2	2	8	2.71	10-11	35	25	9	5	2	139.2	126	68	54	42	95
6 DAVIS, Marisa	2.44	1-1	8	4	0	0	0	28.2	28	20	10	15	15	3.08	6-2	53	6	0	0	3	104.2	103	60	46	39	71
9 ROOK, Rachel	3.00	6-3	11	9	5	2	0	53.2	37	27	23	13	75	2.40	46-23	116	60	25	14	10	394.0	273	154	135	117	475
14 ANDERSON, Kaylee	3.94	1-1	3	0	0	0	0	5.1	7	3	3	1	4	4.49	9-5	42	2	0	0	4	81.0	93	64	52	38	50
15 KELL, Delaney	9.33	0-1	2	1	0	0	0	3.0	6	4	4	4	1	9.33	0-1	2	1	0	0	0	3.0	6	4	4	4	1
26 SHORE, Aubrie	21.00	0-0	2	0	0	0	0	0.1	0	1	1	1	0	21.00	0-0	2	0	0	0	0	0.1	0	1	1	1	0
Totals	2.88	9-7	16	16	6	2	1	104.1	87	58	43	36	103													
Opponents	4.33	7-9	16	16	3	1	0	105.0	123	95	65	46	72													

**Multiple-Hit Games**

Player	2	3	4	5+	Total
Kaylee Anderson	4	1	-	-	5
Aubrie Shore	3	1	-	-	4
Tori Bradley	2	1	-	-	3
Alyson Tucker	1	1	-	-	2
Tatum Gerwitz	2	-	-	-	2
Paige Halliwill	2	-	-	-	2
Jillian Anderson	2	-	-	-	2
Kynzie Wrigley	2	-	-	-	2
Abigail Rickermann	1	-	-	-	1
Kat Sackett	1	-	-	-	1
Chelsy Pena	1	-	-	-	1

Multiple-RBI Games

Player	2	3	4	5+	Total
Aubrie Shore	1	2	1	-	4
Kaylee Anderson	2	1	-	-	3
Paige Halliwill	2	1	-	-	3
Kynzie Wrigley	3	-	-	-	3
Alyson Tucker	3	-	-	-	3
Kat Sackett	2	1	-	-	3
Jillian Anderson	2	-	-	-	2
Karsyn Davis	1	-	-	-	1
Tori Bradley	1	-	-	-	1
Sydney Dennis	1	-	-	-	1

Inning-by-Inning Summary

Inning	SEMO	Opp.
First	30	1
Second	10	8
Third	12	14
Fourth	16	9
Fifth	11	11
Sixth	8	8
Seventh	4	3
Extra	3	2
Total	95	58

Inning-by-Inning Summary (OVC Games)

Inning	SEMO	Opp.
First	0	0
Second	0	0
Third	0	0
Fourth	0	0
Fifth	0	0
Sixth	0	0
Seventh	0	0
Extra	0	0
Total	0	0

Current Hitting Streaks

Player	Games	Started
-		

Current Reached Base Streaks

Player	Games	Started
Kimmy Fleming	2	2/11

Career Multiple-Hit Games

Player	2	3	4	5+	Total
Kaylee Anderson	20	4	-	-	24
Kynzie Wrigley	11	1	-	-	12
Jillian Anderson	8	1	-	-	9
Alyson Tucker	5	2	-	-	7
Chelsy Pena	5	-	-	-	5
Aubrie Shore	3	1	-	-	4
Karsyn Davis	3	-	-	-	3
Kimmy Fleming	3	-	-	-	3
Tori Bradley	2	1	-	-	3
Paige Halliwill	2	-	-	-	2
Tatum Gerwitz	2	-	-	-	2
Abigail Rickermann	1	-	-	-	1
Kat Sackett	1	-	-	-	1

Career Multiple-RBI Games

Player	2	3	4	5+	Total
Kaylee Anderson	13	4	2	-	19
Jillian Anderson	3	2	-	-	5
Alyson Tucker	4	-	1	-	5
Aubrie Shore	3	1	-	-	4
Paige Halliwill	2	1	-	-	3
Chelsy Pena	3	-	-	-	3
Kat Sackett	2	1	-	-	3
Kynzie Wrigley	3	-	-	-	3
Karsyn Davis	1	-	-	-	1
Tori Bradley	1	-	-	-	1
Sydney Dennis	1	-	-	-	1

1 Jillian Anderson**2022 Season-Highs**

At-Bats	4, 5x, last vs. Charleston (3/4/22)
Runs	3, vs. Nicholls (2/12/22)
Hits	2, 2x, last vs. Central Michigan (2/18/22)
Doubles	1, 2x, last vs. Nicholls (2/12/22)
Triples	-
Home Runs	-
RBI	2, 2x, last vs. Nicholls (2/12/22)
Stolen Bases	2, vs. Alabama A&M (2/11/22)

Career-Highs

At-Bats	4, 12x, last vs. Charleston (3/4/22)
Runs	3, 2x, last vs. Nicholls (2/12/22)
Hits	3, vs. Austin Peay (3/6/21)
Doubles	2, at Tennessee Tech (3/13/21)
Triples	1, at Belmont (3/21/21)
Home Runs	-
RBI	3, 2x, last at SIU Edwardsville (4/11/21)
Stolen Bases	2, vs. Alabama A&M (2/11/22)

14 Kaylee Anderson**2022 Season-Highs**

At-Bats	5, vs. Charleston (3/4/22)
Runs	2, 3x, last vs. Dayton (3/5/22)
Hits	3, vs. Central Michigan (2/18/22)
Doubles	1, 5x, last at Lipscomb (3/4/22)
Triples	-
Home Runs	1, 2x, last vs. Dayton (3/5/22)
RBI	3, vs. Dayton (3/5/22)
Stolen Bases	1, vs. Nicholls (2/13/22)

Hitting Career-Highs

At-Bats	5, 4x, last vs. Charleston (3/4/22)
Runs	3, 3x, last at Jacksonville State (5/13/21)
Hits	3, 4x, last vs. Central Michigan (2/18/22)
Doubles	2, vs. Saint Louis (4/17/19)
Triples	1, 2x, last vs. South Carolina State (2/23/20)
Home Runs	2, 3x, last at Jacksonville State (5/8/21)
RBI	4, 4x, last vs. Jacksonville State (5/13/21)
Stolen Bases	3, vs. Mississippi Valley State (3/6/20)

2022 Pitching Season-Highs

Innings Pitched	2.0, 2x, last vs. Bellarmine (2/18/22)
Fewest Hits	1, at Southeastern Louisiana (2/11/22)
Most Hits	4, vs. Bellarmine (2/18/22)
Fewest Runs	0, at Southeastern Louisiana (2/11/22)
Most Runs	2, vs. Bellarmine (2/18/22)
Fewest Walks	0, 2x, last vs. Bellarmine (2/18/22)
Strikeouts	2, vs. Bellarmine (2/18/22)

Pitching Career-Highs

Innings Pitched	4.0, 5x, last at Troy (2/15/20)
Fewest Hits	0, 4x, last at Jacksonville State (5/8/21)
Most Hits	8, 2x, last vs. Purdue Fort Wayne (2/14/20)
Fewest Runs	0, 16x, last at Southeastern Louisiana (2/11/22)
Most Runs	9, vs. Purdue Fort Wayne (2/14/20)
Fewest Walks	0, 19x, last vs. Bellarmine (2/18/22)
Strikeouts	5, at Tennessee Tech (4/26/19)

11 Tori Bradley**2022 Season/Career-Highs**

At-Bats	4, 5x, last vs. Dayton (3/5/22)
Runs	2, vs. Bellarmine (2/18/22)
Hits	3, vs. Central Michigan (2/19/22)
Doubles	1, at Ole Miss (3/2/22)
Triples	1, vs. Central Michigan (2/19/22)
Home Runs	-
RBI	2, at Ole Miss (3/2/22)
Stolen Bases	-

7 Karsyn Davis**2022 Season-Highs**

At-Bats	3, at Southeastern Louisiana (2/12/22)
Runs	-
Hits	1, 3x, last vs. Charleston (3/5/22)
Doubles	-
Triples	-
Home Runs	-
RBI	2, vs. Central Michigan (2/18/22)
Stolen Bases	-

Career-Highs

At-Bats	4, at Belmont (3/20/21)
Runs	1, 5x, last vs. Jacksonville State (5/13/21)
Hits	3, vs. Jacksonville State (5/13/21)
Doubles	2, at Belmont (3/20/21)
Triples	-
Home Runs	1, 2x, last vs. Jacksonville State (5/13/21)
RBI	4, at Belmont (3/20/21)
Stolen Bases	-

6 Marisa Davis**2022 Season-Highs**

Innings Pitched	7.0, at Western Kentucky (2/19/22)
Fewest Hits	1, 2x, last vs. Charleston (3/4/22)
Most Hits	8, at Western Kentucky (2/19/22)
Fewest Runs	1, 2x, last at Western Kentucky (2/20/22)
Most Runs	6, at Southeastern Louisiana (2/11/22)
Fewest Walks	0, at Southeastern Louisiana (2/12/22)
Strikeouts	5, at Western Kentucky (2/19/22)

Career-Highs

Innings Pitched	7.0, at Western Kentucky (2/19/22)
Fewest Hits	0, 10x, last vs. Eastern Kentucky (5/15/21)
Most Hits	8, at Western Kentucky (2/19/22)
Fewest Runs	0, 26x, last vs. Eastern Kentucky (5/15/21)
Most Runs	6, at Southeastern Louisiana (2/11/22)
Fewest Walks	0, 29x, last at Southeastern Louisiana (2/12/22)
Strikeouts	5, at Western Kentucky (2/19/22)

18 Sydney Dennis**2022 Season/Career-Highs**

At-Bats	4, 3x, last at Lipscomb (3/4/22)
Runs	2, vs. Alabama A&M (2/11/22)
Hits	1, 4x, last at Lipscomb (3/4/22)
Doubles	-
Triples	-
Home Runs	-
RBI	2, at Lipscomb (3/4/22)
Stolen Bases	1, vs. Alabama A&M (2/11/22)

3 Kimmy Fleming**2022 Season-Highs**

At-Bats	1, vs. Nicholls (2/13/22)
Runs	-
Hits	1, vs. Nicholls (2/13/22)
Doubles	-
Triples	-
Home Runs	-
RBI	-
Stolen Bases	-

Career-Highs

At-Bats	4, 4x, last at Jacksonville State (5/8/21)
Runs	2, 3x, last at Jacksonville State (5/8/21)
Hits	2, 3x, last at Jacksonville State (5/8/21)
Doubles	1, 3x, last at Jacksonville State (5/8/21)
Triples	-
Home Runs	-
RBI	1, 4x, last vs. Murray State (5/1/21)
Stolen Bases	2, 2x, last at Tennessee Tech (3/12/21)



10 Tatum Gerwitz

2022 Season/Career-Highs

At-Bats.....	4, at Lipscomb (3/4/22)
Runs.....	1, 5x, last vs. Dayton (3/5/22)
Hits.....	2, 2x, last vs. Dayton (3/5/22)
Doubles.....	-
Triples.....	-
Home Runs.....	-
RBI.....	1, 2x, last vs. Dayton (3/5/22)
Stolen Bases.....	1, at Western Kentucky (2/19/22)

5 Kileigh Grisham

2022 Season/Career-Highs

At-Bats.....	1, 2x, last vs. Charleston (3/4/22)
Runs.....	1, 5x, last vs. Dayton (3/5/22)
Hits.....	-
Doubles.....	-
Triples.....	-
Home Runs.....	-
RBI.....	-
Stolen Bases.....	1, 2x, last vs. Charleston (3/5/22)

2 Paige Halliwill

2022 Season/Career-Highs

At-Bats.....	4, vs. Alabama A&M (2/11/22)
Runs.....	2, 3x, last vs. Dayton (3/5/22)
Hits.....	2, 2x, last vs. Central Michigan (2/19/22)
Doubles.....	1, 2x, last at Western Kentucky (2/20/22)
Triples.....	-
Home Runs.....	-
RBI.....	3, at Western Kentucky (2/20/22)
Stolen Bases.....	1, 2x, last vs. Dayton (3/5/22)

19 Paytience Holman

2022 Season-Highs

Innings Pitched.....	7.0, at Lipscomb (3/4/22)
Fewest Hits.....	0, vs. Charleston (3/5/22)
Most Hits.....	7, at Lipscomb (3/4/22)
Fewest Runs.....	0, vs. Charleston (3/5/22)
Most Runs.....	2, at Lipscomb (3/6/22)
Fewest Walks.....	0, vs. Charleston (3/5/22)
Strikeouts.....	4, at Lipscomb (3/4/22)

Career-Highs

Innings Pitched.....	7.0, 5x, last at Lipscomb (3/4/22)
Fewest Hits.....	0, 3x, last vs. Charleston (3/5/22)
Most Hits.....	10, vs. Eastern Kentucky (4/17/21)
Fewest Runs.....	0, 10x, last vs. Charleston (3/5/22)
Most Runs.....	7, at Tennessee (2/20/21)
Fewest Walks.....	0, 10x, last vs. Charleston (3/5/22)
Strikeouts.....	14, vs. Mississippi Valley State (3/6/20)

15 Delaney Kell

2022 Season/Career-Highs

Innings Pitched.....	2.2, vs. Nicholls (2/12/22)
Fewest Hits.....	2, at Western Kentucky (2/19/22)
Most Hits.....	4, vs. Nicholls (2/12/22)
Fewest Runs.....	0, at Western Kentucky (2/19/22)
Most Runs.....	4, vs. Nicholls (2/12/22)
Fewest Walks.....	0, at Western Kentucky (2/19/22)
Strikeouts.....	1, vs. Nicholls (2/12/22)

8 Sydney Melton

2022 Season/Career-Highs

At-Bats.....	-
Runs.....	-
Hits.....	-
Doubles.....	-
Triples.....	-
Home Runs.....	-
RBI.....	-
Stolen Bases.....	-

21 Chelsy Pena

2022 Season-Highs

At-Bats.....	3, 2x, last at Western Kentucky (2/20/22)
Runs.....	2, 2x, last vs. Dayton (3/5/22)
Hits.....	2, vs. Dayton (3/5/22)
Doubles.....	-
Triples.....	-
Home Runs.....	-
RBI.....	1, 5x, last vs. Dayton (3/5/22)
Stolen Bases.....	-

Career-Highs

At-Bats.....	4, 3x, last vs. North Dakota State (2/26/21)
Runs.....	2, 3x, last vs. Dayton (3/5/22)
Hits.....	2, 4x, last vs. Dayton (3/5/22)
Doubles.....	2, vs. Coppin State (3/2/19)
Triples.....	-
Home Runs.....	-
RBI.....	2, 3x, last vs. Murray State (4/15/19)
Stolen Bases.....	2, vs. UL Monroe (3/1/19)

16 Abigail Rickermann

2022 Season-Highs

At-Bats.....	3, at Western Kentucky (2/19/22)
Runs.....	-
Hits.....	2, vs. Bellarmine (2/18/22)
Doubles.....	-
Triples.....	-
Home Runs.....	-
RBI.....	1, vs. Bellarmine (2/18/22)
Stolen Bases.....	-

Career-Highs

At-Bats.....	4, at Arkansas (2/26/21)
Runs.....	2, vs. Texas Tech (2/27/21)
Hits.....	2, vs. Bellarmine (2/18/22)
Doubles.....	-
Triples.....	-
Home Runs.....	-
RBI.....	1, 3x, last vs. Bellarmine (2/18/22)
Stolen Bases.....	1, vs. Texas Tech (2/27/21)

17 Kelby Robinson

2022 Season-Highs

At-Bats.....	3, 2x, last vs. Bellarmine (2/18/22)
Runs.....	1, 2x, last at Lipscomb (3/4/22)
Hits.....	1, vs. Alabama A&M (2/11/22)
Doubles.....	-
Triples.....	-
Home Runs.....	-
RBI.....	-
Stolen Bases.....	1, vs. Alabama A&M (2/11/22)

Career-Highs

At-Bats.....	3, 2x, last vs. Bellarmine (2/18/22)
Runs.....	1, 12x, last at Lipscomb (3/4/22)
Hits.....	1, 6x, last vs. Alabama A&M (2/11/22)
Doubles.....	-
Triples.....	-
Home Runs.....	-
RBI.....	1, vs. Jacksonville State (5/14/21)
Stolen Bases.....	2, 2x, last vs. Eastern Kentucky (4/17/21)

9 Rachel Rook

2022 Season-Highs

Innings Pitched.....	7.0, 2x, last vs. Central Michigan (2/18/22)
Fewest Hits.....	0, 3x, last vs. Bellarmine (2/18/22)
Most Hits.....	8, at Western Kentucky (2/20/22)
Fewest Runs.....	0, 3x, last at Lipscomb (3/6/22)
Most Runs.....	6, vs. Dayton (3/5/22)
Fewest Walks.....	0, 3x, last at Lipscomb (3/6/22)
Strikeouts.....	15, vs. Nicholls (2/13/22)

Career-Highs

Innings Pitched.....	7.2, vs. Jacksonville State (5/14/21)
Fewest Hits.....	0, 26x, last vs. Bellarmine (2/18/22)
Most Hits.....	9, at SIU Edwardsville (4/11/21)
Fewest Runs.....	0, 53x, last at Lipscomb (3/6/22)
Most Runs.....	6, 3x, last vs. Dayton (3/5/22)
Fewest Walks.....	0, 48x, last at Lipscomb (3/6/22)
Strikeouts.....	15, 2x, last vs. Nicholls (2/13/22)

12 Emma Rote

2022 Season/Career-Highs

At-Bats.....	-
Runs.....	-
Hits.....	-
Doubles.....	-
Triples.....	-
Home Runs.....	-
RBI.....	-
Stolen Bases.....	-

20 Kat Sackett

2022 Season/Career-Highs

At-Bats.....	4, 6x, last at Lipscomb (3/4/22)
Runs.....	1, 7x, last vs. Dayton (3/5/22)
Hits.....	2, at Southeastern Louisiana (2/11/22)
Doubles.....	1, 2x, last at Lipscomb (3/4/22)
Triples.....	-
Home Runs.....	-
RBI.....	3, vs. Nicholls (2/12/22)
Stolen Bases.....	-

26 Aubrie Shore

2022 Hitting Season/Career-Highs

At-Bats.....	4, 3x, last vs. Charleston (3/4/22)
Runs.....	2, 2x, last at Lipscomb (3/4/22)
Hits.....	3, vs. Central Michigan (2/19/22)
Doubles.....	2, vs. Central Michigan (2/19/22)
Triples.....	1, vs. Alabama A&M (2/11/22)
Home Runs.....	1, 3x, last at Lipscomb (3/4/22)
RBI.....	4, vs. Central Michigan (2/19/22)
Stolen Bases.....	1, vs. Charleston (3/4/22)

2022 Pitching Season/ Career-Highs

Innings Pitched.....	0.1, vs. Nicholls (2/12/22)
Fewest Hits.....	0, 2x, last at Western Kentucky (2/19/22)
Most Hits.....	-
Fewest Runs.....	0, vs. Nicholls (2/12/22)
Most Runs.....	1, at Western Kentucky (2/19/22)
Fewest Walks.....	0, vs. Nicholls (2/12/22)
Strikeouts.....	-



4 Alyson Tucker

2022 Season-Highs

At-Bats.....	4, 2x, last at Lipscomb (3/4/22)
Runs	2, vs. Charleston (3/4/22)
Hits	3, at Western Kentucky (2/19/22)
Doubles.....	1, 2x, last at Lipscomb (3/4/22)
Triples	-
Home Runs	1, at Western Kentucky (2/19/22)
RBI.....	2, 3x, last at Lipscomb (3/4/22)
Stolen Bases.....	1, vs. Central Michigan (2/18/22)

Career-Highs

At-Bats.....	4, 4x, last at Western Kentucky (2/19/22)
Runs	2, 4x, last vs. Charleston (3/4/22)
Hits	3, 2x, last at Western Kentucky (2/19/22)
Doubles.....	1, 6x, last at Lipscomb (3/4/22)
Triples	-
Home Runs	1, 5x, last at Western Kentucky (2/19/22)
RBI.....	4, at Jacksonville State (5/8/21)
Stolen Bases.....	1, 4x, last vs. Central Michigan (2/18/22)

24 Kynzie Wrigley

2022 Season-Highs

At-Bats.....	4, vs. Charleston (3/4/22)
Runs	2, vs. Central Michigan (2/19/22)
Hits	2, 2x, last vs. Charleston (3/4/22)
Doubles.....	1, vs. Charleston (3/4/22)
Triples	-
Home Runs	-
RBI.....	2, 3x, last vs. Charleston (3/4/22)
Stolen Bases.....	1, 3x, last vs. Central Michigan (2/19/22)

Career-Highs

At-Bats.....	4, 12x, last vs. Charleston (3/4/22)
Runs	2, 3x, last vs. Central Michigan (2/19/22)
Hits	3, vs. Austin Peay (3/6/21)
Doubles.....	1, 8x, last vs. Charleston (3/4/22)
Triples	-
Home Runs	1, 2x, last at Jacksonville State (5/8/21)
RBI.....	2, 4x, last vs. Charleston (3/4/22)
Stolen Bases.....	1, 8x, last vs. Central Michigan (2/19/22)

Southeast Missouri's Record

Overall.....	9-7
At Home.....	0-0
On the Road.....	1-6
At Neutral Sites.....	8-1
Against Non-OVC Opponents.....	9-7
Against OVC Opponents.....	0-0
In Home OVC Games.....	0-0
In Away OVC Games.....	0-0
vs. Ranked Teams.....	0-0
In February.....	5-5
In March.....	4-2
In April.....	0-0
In May.....	0-0
On Mondays.....	0-0
On Tuesdays.....	0-0
On Wednesdays.....	0-1
On Thursdays.....	0-0
On Fridays.....	4-2
On Saturdays.....	4-2
On Sundays.....	1-2
In Day Games.....	7-6
In Night Games.....	2-1
In Extra Inning Games.....	1-1
When Redhawks Score First.....	8-3
When Opponents Score First.....	1-4
vs. Left-Handed Starter.....	0-0
vs. Right-Handed Starter.....	9-7
In 1-Run Games.....	2-4
In 2-Run Games.....	0-1
In 5+ Run Games.....	5-0
Shutouts.....	2-1
When Leading After Six Innings.....	5-0
When Trailing After Six Innings.....	0-6
When Tied After Six Innings.....	1-1
When Redhawks Starter Goes 6 or more Innings.....	5-2
When Redhawks Get 10 or more Hits.....	3-1
When Redhawks Outhit Opponents.....	8-2
When Redhawks Get Outhit.....	1-5
When Hits are Tied.....	0-0
When Scoring 0-2 Runs.....	0-2
When Scoring 3-5 Runs.....	3-5
When Scoring 6-9 Runs.....	2-0
When Scoring 10+ Runs.....	4-0
When Opponents Score 0-2 Runs.....	5-1
When Opponents Score 3-5 Runs.....	3-3
When Opponents Score 6-9 Runs.....	1-3
When Opponents Score 10+ Runs.....	0-0
Without Hitting a Home Run.....	5-6
When Hitting 1 Home Run.....	4-0
When Hitting 2+ Home Runs.....	0-1
Committing 0 Errors.....	5-2
Committing 1 Error.....	3-3
Committing 2+ Errors.....	1-2

Honors & Awards

OVC Pitcher of the Week

Rachel Rook, Feb. 21



Game-by-Game Starting Lineups

Opponent	P	C	1B	2B	3B	SS	LF	CF	RF	DP
Alabama A&M	Rook	K. Davis	Shore	Dennis	Wrigley	Tucker	J. Anderson	Halliwill	K. Anderson	Sackett
Southeastern Louisiana	M. Davis	Sackett	Shore	Dennis	Wrigley	Tucker	J. Anderson	Halliwill	K. Anderson	Robinson
Nicholls	Kell	Sackett	Shore	Wrigley	Pena	Tucker	J. Anderson	Halliwill	K. Anderson	Bradley
Southeastern Louisiana	Rook	K. Davis	Shore	Dennis	Wrigley	Tucker	J. Anderson	Halliwill	K. Anderson	Sackett
Nicholls	Rook	Sackett	Shore	Wrigley	Pena	Tucker	Gerwitz	Halliwill	K. Anderson	J. Anderson
Central Michigan	Rook	K. Davis	Shore	Wrigley	Pena	Tucker	J. Anderson	Halliwill	K. Anderson	Sackett
Bellarmine	M. Davis	Sackett	Shore	Dennis	Wrigley	Tucker	J. Anderson	Halliwill	K. Anderson	Bradley
Western Kentucky	M. Davis	Sackett	Shore	Rickermann	Dennis	Tucker	J. Anderson	Halliwill	K. Anderson	Bradley
Central Michigan	Rook	Bradley	Shore	Wrigley	Pena	Tucker	J. Anderson	Halliwill	K. Anderson	Sackett
Western Kentucky	Rook	Sackett	Shore	Wrigley	Pena	Tucker	J. Anderson	Halliwill	K. Anderson	Bradley
Ole Miss	Rook	Sackett	Shore	Dennis	Pena	Tucker	J. Anderson	Halliwill	K. Anderson	Bradley
College of Charleston	Rook	K. Davis	Shore	Wrigley	Pena	Tucker	J. Anderson	Halliwill	K. Anderson	Sackett
Lipscomb	Holman	Sackett	Shore	Dennis	Pena	Tucker	Gerwitz	Halliwill	K. Anderson	Bradley
College of Charleston	M. Davis	K. Davis	Shore	Dennis	Wrigley	Tucker	Gerwitz	Halliwill	K. Anderson	Bradley
Dayton	Rook	Sackett	Shore	Dennis	Wrigley	Tucker	Gerwitz	Halliwill	K. Anderson	Bradley
Lipscomb	Holman	K. Davis	Shore	Dennis	Wrigley	Tucker	Gerwitz	Halliwill	K. Anderson	Bradley
Missouri State										
Wichita State										
Kansas										
Kansas City										
Iowa										
Tennessee State										
Tennessee State										
Tennessee State										
Southern Illinois										
Tennessee Tech										
Tennessee Tech										
Tennessee Tech										
Southern Illinois										
Morehead State										
Morehead State										
Morehead State										
UT Martin										
UT Martin										
Eastern Illinois										
Eastern Illinois										
Eastern Illinois										
Arkansas										
Arkansas										
Austin Peay										
Austin Peay										
Austin Peay										
Murray State										
Murray State										
Murray State										
UT Martin										
UT Martin										
SIU Edwardsville										
SIU Edwardsville										
SIU Edwardsville										
Belmont										
Belmont										
Belmont										



Game-by-Game Hitting

Opponent	AB	R	H	RBI	2B	3B	HR	BB	IBB	SB	CS	HBP	SAC	SF	GDP	K	PO	A	E	Avg
Southeast Missouri	24	13	11	11	1	1	1	5	0	5	0	0	0	0	0	5	15	2	0	.458
Alabama A&M	17	0	1	0	0	0	0	2	0	0	0	0	0	0	0	12	12	4	2	.059
Southeast Missouri	25	2	4	2	1	0	0	3	0	0	0	1	0	0	0	4	18	12	5	.306
Southeastern Louisiana	24	6	5	2	0	0	0	1	0	6	0	1	2	0	0	3	21	6	2	.146
Southeast Missouri	24	13	8	11	2	0	0	5	0	1	0	2	0	0	0	2	15	8	1	.315
Nicholls	19	5	6	5	2	0	0	5	0	0	0	0	0	1	0	2	15	3	2	.200
Southeast Missouri	30	5	12	5	0	0	0	1	0	1	1	1	1	1	0	4	18	7	1	.340
Southeastern Louisiana	25	6	11	6	1	1	3	1	0	4	2	0	1	1	0	1	21	7	0	.271
Southeast Missouri	23	5	7	4	1	0	0	6	0	2	2	2	0	0	0	5	21	2	1	.333
Nicholls	23	2	1	2	0	0	1	1	0	0	0	0	0	0	0	15	18	10	0	.222
Southeast Missouri	26	6	9	4	1	0	1	2	0	1	1	1	0	0	0	5	21	3	0	.336
Central Michigan	21	0	0	0	0	0	1	0	0	0	0	0	0	0	0	12	18	6	1	.186
Southeast Missouri	29	3	9	3	1	0	0	4	0	0	0	0	0	1	0	6	18	9	3	.331
Bellarmine	26	4	6	4	1	0	0	3	0	0	0	1	0	1	0	6	21	8	0	.194
Southeast Missouri	33	3	7	3	1	0	2	0	0	1	0	1	0	0	0	7	22	6	0	.313
Western Kentucky	31	4	10	4	0	0	1	6	0	1	0	1	1	0	0	5	24	10	2	.215
Southeast Missouri	23	12	14	11	2	1	0	5	0	1	1	0	1	1	0	1	15	1	0	.342
Central Michigan	20	4	5	4	1	0	2	2	0	1	0	0	0	0	0	8	12	7	2	.218
Southeast Missouri	27	4	5	4	1	0	0	1	0	0	0	0	0	0	0	5	18	7	0	.326
Western Kentucky	23	5	9	4	1	0	0	3	0	0	1	0	0	1	0	3	21	15	2	.236
Southeast Missouri	30	4	8	3	2	0	0	0	0	0	0	1	0	0	0	7	18	7	1	.320
Ole Miss	27	7	10	6	0	0	1	3	0	1	0	2	1	0	0	4	21	7	1	.250
Southeast Missouri	39	5	7	5	2	0	0	2	0	1	0	0	3	0	0	8	33	14	1	.303
College of Charleston	33	4	2	3	0	0	1	2	0	0	1	1	2	0	0	8	33	7	1	.228
Southeast Missouri	31	7	10	7	3	0	1	4	0	0	0	1	0	0	0	3	21	8	0	.305
Lipscomb	27	1	7	1	1	0	1	1	0	1	0	0	1	0	0	4	21	7	0	.231
Southeast Missouri	19	3	3	2	0	0	0	5	0	2	0	0	0	2	0	1	21	7	2	.298
College of Charleston	25	2	4	1	1	0	0	1	0	0	0	1	1	0	0	6	18	10	1	.226
Southeast Missouri	28	10	8	9	1	0	1	3	0	1	0	0	0	0	0	5	21	6	0	.297
Dayton	24	6	7	6	0	0	2	3	0	0	0	0	3	1	0	8	18	8	4	.230
Southeast Missouri	22	0	1	0	0	0	0	0	0	0	0	0	0	0	0	4	18	7	1	.284
Lipscomb	19	2	3	2	1	0	0	1	0	0	1	0	2	0	0	6	21	7	0	.227
Southeast Missouri																				
Missouri State																				
Southeast Missouri																				
Wichita State																				
Southeast Missouri																				
Kansas																				
Southeast Missouri																				
Kansas City																				
Southeast Missouri																				
Iowa																				
Southeast Missouri																				
Tennessee State																				
Southeast Missouri																				
Tennessee State																				
Southeast Missouri																				
Tennessee State																				
Southeast Missouri																				
Southern Illinois																				
Southeast Missouri																				
Tennessee Tech																				
Southeast Missouri																				
Tennessee Tech																				



SOUTHEAST MISSOURI SOFTBALL NOTES // JAYHAWK INVITATIONAL

Game-by-Game Hitting

Opponent	AB	R	H	RBI	2B	3B	HR	BB	IBB	SB	CS	HBP	SAC	SF	GDP	K	PQ	A	E	Avg
Southeast Missouri Tennessee Tech																				
Southeast Missouri Southern Illinois																				
Southeast Missouri Morehead State																				
Southeast Missouri Morehead State																				
Southeast Missouri Morehead State																				
Southeast Missouri Morehead State																				
Southeast Missouri UT Martin																				
Southeast Missouri UT Martin																				
Southeast Missouri Eastern Illinois																				
Southeast Missouri Eastern Illinois																				
Southeast Missouri Eastern Illinois																				
Southeast Missouri Arkansas																				
Southeast Missouri Arkansas																				
Southeast Missouri Austin Peay																				
Southeast Missouri Austin Peay																				
Southeast Missouri Austin Peay																				
Southeast Missouri Murray State																				
Southeast Missouri Murray State																				
Southeast Missouri Murray State																				
Southeast Missouri UT Martin																				
Southeast Missouri UT Martin																				
Southeast Missouri SIU Edwardsville																				
Southeast Missouri SIU Edwardsville																				
Southeast Missouri SIU Edwardsville																				
Southeast Missouri Belmont																				
Southeast Missouri Belmont																				
Southeast Missouri Belmont																				



Game-by-Game Pitching

Opponent	IP	H	R	ER	BB	SO	2B	3B	HR	WP	BK	HBP	DP	IBB	Score	W-L	SV	ERA
Southeast Missouri	5.0	1	0	0	2	12	0	0	0	1	0	0	0	0	13-0	1-0	0	0.00
Alabama A&M	4.0	11	13	9	5	5	1	1	1	0	0	0	0	0	0-13	0-1	0	15.75
Southeast Missouri	6.0	5	6	1	1	3	0	0	0	0	0	1	0	0	2-6	1-1	0	0.64
Southeastern Louisiana	7.0	4	2	1	3	4	1	0	0	0	0	1	1	0	6-2	1-1	0	6.36
Southeast Missouri	5.0	6	5	5	5	2	2	0	0	1	0	0	1	0	13-5	2-1	0	2.62
Nicholls	5.0	8	13	11	5	2	2	0	0	1	0	2	0	0	5-13	1-2	0	9.19
Southeast Missouri	6.0	11	6	5	1	1	1	1	3	0	0	0	0	0	5-6	2-2	0	3.50
Southeastern Louisiana	7.0	12	5	5	1	4	0	0	0	0	0	1	0	0	6-5	2-2	0	7.91
Southeast Missouri	7.0	1	2	0	1	15	0	0	1	0	0	0	0	0	5-2	3-2	0	2.66
Nicholls	6.0	7	5	5	6	5	1	0	0	1	0	2	0	0	2-5	2-3	0	7.48
Southeast Missouri	7.0	0	0	0	1	12	0	0	0	0	0	0	0	0	6-0	4-2	0	2.14
Central Michigan	6.0	9	6	4	2	5	1	0	1	0	0	1	0	0	0-6	2-4	0	7.00
Southeast Missouri	6.0	6	4	4	3	6	1	0	0	0	0	1	0	0	3-4	4-3	0	2.50
Bellarmine	7.0	9	3	3	4	6	1	0	0	0	0	0	0	0	4-3	3-4	0	6.33
Southeast Missouri	7.1	10	4	4	6	5	0	0	1	0	0	1	0	0	3-4	4-4	0	2.70
Western Kentucky	8.0	7	3	3	0	7	1	0	2	0	0	1	0	0	4-3	4-4	0	5.74
Southeast Missouri	5.0	5	4	4	2	8	1	0	2	1	0	0	0	0	12-4	5-4	0	2.96
Central Michigan	4.0	14	12	8	5	1	2	1	0	0	0	0	1	0	4-12	4-5	0	6.35
Southeast Missouri	6.0	9	5	5	3	3	1	0	0	2	0	0	1	0	4-5	5-5	0	3.25
Western Kentucky	7.0	5	4	0	1	5	1	0	0	0	0	0	0	0	5-4	5-5	0	5.62
Southeast Missouri	6.0	10	7	6	3	4	0	0	1	0	0	2	0	0	4-7	5-6	0	3.59
Ole Miss	7.0	8	4	3	0	7	2	0	0	0	0	1	0	0	7-4	6-5	0	5.35
Southeast Missouri	11.0	2	4	1	2	8	0	0	1	1	0	1	0	0	5-4	6-6	0	3.17
College of Charleston	11.0	7	5	2	2	8	2	0	0	0	0	0	2	0	4-5	6-6	0	4.78
Southeast Missouri	7.0	7	1	1	1	4	1	0	1	1	0	0	0	0	7-1	7-6	0	2.99
Lipscomb	7.0	10	7	7	4	3	3	0	1	0	0	1	0	0	1-7	6-7	0	4.97
Southeast Missouri	7.0	4	2	0	1	6	1	0	0	0	0	1	1	0	3-2	8-6	1	2.76
College of Charleston	6.0	3	3	3	5	1	0	0	0	3	0	0	1	0	2-3	6-8	0	4.87
Southeast Missouri	7.0	7	6	6	3	8	0	0	2	2	0	0	0	0	10-6	9-6	1	2.99
Dayton	6.0	8	10	1	3	5	1	0	1	0	0	0	1	0	6-10	6-9	0	4.64
Southeast Missouri	6.0	3	2	1	1	6	1	0	0	3	0	0	0	0	0-2	9-7	1	2.88
Lipscomb	7.0	1	0	0	0	4	0	0	0	0	0	0	0	0	2-0	7-9	0	4.33
Southeast Missouri																		
Missouri State																		
Southeast Missouri																		
Wichita State																		
Southeast Missouri																		
Kansas																		
Southeast Missouri																		
Kansas City																		
Southeast Missouri																		
Iowa																		
Southeast Missouri																		
Tennessee State																		
Southeast Missouri																		
Tennessee State																		
Southeast Missouri																		
Tennessee State																		
Southeast Missouri																		
Southern Illinois																		
Southeast Missouri																		
Tennessee Tech																		
Southeast Missouri																		
Tennessee Tech																		
Southeast Missouri																		
Tennessee Tech																		



Game-by-Game Pitching

Opponent	IP	H	R	ER	BB	SO	2B	3B	HR	WP	BK	HBP	DP	IBB	Score	W-L	SV	ERA
Southeast Missouri Southern Illinois																		
Southeast Missouri Morehead State																		
Southeast Missouri Morehead State																		
Southeast Missouri Morehead State																		
Southeast Missouri UT Martin																		
Southeast Missouri UT Martin																		
Southeast Missouri Eastern Illinois																		
Southeast Missouri Eastern Illinois																		
Southeast Missouri Eastern Illinois																		
Southeast Missouri Arkansas																		
Southeast Missouri Arkansas																		
Southeast Missouri Austin Peay																		
Southeast Missouri Austin Peay																		
Southeast Missouri Austin Peay																		
Southeast Missouri Murray State																		
Southeast Missouri Murray State																		
Southeast Missouri Murray State																		
Southeast Missouri UT Martin																		
Southeast Missouri UT Martin																		
Southeast Missouri SIU Edwardsville																		
Southeast Missouri SIU Edwardsville																		
Southeast Missouri SIU Edwardsville																		
Southeast Missouri Belmont																		
Southeast Missouri Belmont																		
Southeast Missouri Belmont																		