



## 2022 SOUTHEAST MISSOURI BASEBALL

Games  
**12-14**



### Schedule/Results

## Valparaiso (5-3) vs. Southeast Missouri (10-1)

#### Follow the Redhawks

**Radio**.....ESPN 93.5 FM & 1220 AM  
(Erik Sean)  
**Video**.....ESPN+  
**Live Stats**.....SEMOredhawks.com  
**Twitter**.....@SEMObaseball

**Dates**.....Friday-Sunday, March 11-13  
**Series Schedule**.....Fri. - 3 p.m.;  
Sat. 2 p.m.; Sun. - 1 p.m., CT  
**Location**.....Cape Girardeau, Mo.  
**Facility**.....Capaha Field (2,000)  
**Series**.....SEMO leads, 6-2  
**Last Meeting**.....SEMO 8, VALPO 7  
(Mar. 20, 2010 | Cape Girardeau, Mo.)

**Head Coaches**.....Andy Sawyers  
(215-144 overall; 128-119 at SEMO; 65-55  
OVC). Brian Schmack (156-236 overall;  
156-236 at VALPO).

#### Strategic Communications

Jeff Honza, Assistant Director of Athletics  
**Office Phone**.....(573) 651-2933  
**Mobile**.....(618) 528-1145  
**Email**.....redhawk1@me.com

#### February (5-1)

|    |                              |                    |
|----|------------------------------|--------------------|
| 18 | at #22 Dallas Baptist        | W, 7-6 (12)        |
| 19 | at #22 Dallas Baptist        | W, 6-5 (10)        |
| 20 | at #22 Dallas Baptist        | L, 5-13            |
| 22 | at Kentucky <sup>SECN+</sup> | Canceled           |
| 26 | <b>Bellarmine</b>            | <b>W, 8-7 (11)</b> |
| 27 | <b>Bellarmine</b>            | <b>W, 10-2</b>     |
| 27 | <b>Bellarmine</b>            | <b>W, 12-8</b>     |

#### March (5-0, 0-0 OVC)

|    |   |                    |
|----|---|--------------------|
| 1  | <b>Saint Louis</b>                        | <b>W, 16-5 (7)</b> |
| 4  | <b>Bradley</b>                            | <b>W, 16-7</b>     |
| 5  | <b>Bradley</b>                            | <b>W, 11-8</b>     |
| 5  | <b>Bradley</b>                            | <b>W, 12-5</b>     |
| 8  | at Arkansas State                         | W, 14-6            |
| 11 | <b>Valparaiso</b>                         | <b>3 p.m.</b>      |
| 12 | <b>Valparaiso</b>                         | <b>2 p.m.</b>      |
| 13 | <b>Valparaiso</b>                         | <b>1 p.m.</b>      |
| 15 | at Indiana State                          | 2 p.m.             |
| 16 | at Indiana State                          | 2 p.m.             |
| 18 | at Missouri State                         | 3 p.m.             |
| 19 | at Missouri State                         | 2 p.m.             |
| 20 | at Missouri State                         | 1 p.m.             |
| 25 | <b>SIU Edwardsville*</b> <sup>ESPN+</sup> | <b>6 p.m.</b>      |
| 26 | <b>SIU Edwardsville*</b> <sup>ESPN+</sup> | <b>2 p.m.</b>      |
| 27 | <b>SIU Edwardsville*</b> <sup>ESPN+</sup> | <b>1 p.m.</b>      |
| 29 | at Saint Louis                            | 3 p.m.             |

#### April (0-0, 0-0 OVC)

|    |   |               |
|----|---|---------------|
| 1  | at Austin Peay*                         | 6 p.m.        |
| 2  | at Austin Peay*                         | 1 p.m.        |
| 3  | at Austin Peay*                         | 1 p.m.        |
| 5  | <b>Arkansas State</b>                   | <b>6 p.m.</b> |
| 8  | <b>Murray State*</b> <sup>ESPN+</sup>   | <b>6 p.m.</b> |
| 9  | <b>Murray State*</b> <sup>ESPN+</sup>   | <b>2 p.m.</b> |
| 10 | <b>Murray State*</b> <sup>ESPN+</sup>   | <b>1 p.m.</b> |
| 12 | <b>Southern Illinois</b>                | <b>6 p.m.</b> |
| 14 | at Tennessee Tech*                      | 6 p.m.        |
| 15 | at Tennessee Tech*                      | 2 p.m.        |
| 16 | at Tennessee Tech*                      | 1 p.m.        |
| 19 | at Ole Miss                             | 6:30 p.m.     |
| 22 | <b>Morehead State*</b> <sup>ESPN+</sup> | <b>6 p.m.</b> |
| 23 | <b>Morehead State*</b> <sup>ESPN+</sup> | <b>2 p.m.</b> |
| 24 | <b>Morehead State*</b> <sup>ESPN+</sup> | <b>1 p.m.</b> |
| 26 | at Southern Illinois                    | 6 p.m.        |
| 29 | at Belmont*                             | 5 p.m.        |
| 30 | at Belmont*                             | 2 p.m.        |

#### May (0-0, 0-0 OVC)

|       |                                    |                |
|-------|------------------------------------|----------------|
| 1     | at Belmont*                        | 1 p.m.         |
| 3     | at Missouri                        | 6:30 p.m.      |
| 6     | at Oklahoma State                  | 6 p.m.         |
| 7     | at Oklahoma State                  | 6 p.m.         |
| 8     | at Oklahoma State                  | 1 p.m.         |
| 10    | <b>Missouri State</b>              | <b>5 p.m.</b>  |
| 13    | <b>UT Martin*</b> <sup>ESPN+</sup> | <b>6 p.m.</b>  |
| 14    | <b>UT Martin*</b> <sup>ESPN+</sup> | <b>2 p.m.</b>  |
| 15    | <b>UT Martin*</b> <sup>ESPN+</sup> | <b>1 p.m.</b>  |
| 19    | at Eastern Illinois*               | 3 p.m.         |
| 20    | at Eastern Illinois*               | 1 p.m.         |
| 21    | at Eastern Illinois*               | 1 p.m.         |
| 25-28 | OVC Tournament                     | Lexington, Ky. |

#### Valparaiso Probable Starting Pitchers

|          | #  | Name            | Ht. | Wt. | Cl. | Hometown (Previous School)            |
|----------|----|-----------------|-----|-----|-----|---------------------------------------|
| Friday   | 36 | Trent Turzenski | RHP | 6-6 | 240 | So. Burlington, Wis. (Burlington)     |
| Saturday | 25 | Collin Fields   | RHP | 6-2 | 200 | Jr. Libertyville, Ill. (Libertyville) |
| Sunday   | 29 | Jake Miller     | LHP | 6-2 | 185 | So. Chester, N.Y. (Don Bosco Prep)    |

#### Southeast Missouri Probable Starting Pitchers

|          | #  | Name          | Ht. | Wt.  | Cl. | Hometown (Previous School)                   |
|----------|----|---------------|-----|------|-----|--|
| Friday   | 20 | Jason Rackers | RHP | 6-7  | 225 | Sr. Jefferson City, Mo. (Tennessee)          |
| Saturday | 18 | Noah Niznik   | LHP | 5-11 | 196 | Jr. St. Louis, Mo. (St. John Vianney)        |
| Sunday   | 30 | Tommy Windt   | RHP | 6-3  | 212 | Jr. Orland Park, Ill. (South Suburban Coll.) |

#### Redhawks Host Valparaiso

Southeast Missouri (10-1) plays host to its second-straight Missouri Valley Conference member when Valparaiso (5-3) visits Cape Girardeau for a three-game series this weekend. First pitch of the series is 3 p.m., CT Friday at Capaha Field.

#### Follow the Redhawks

Listen live on the radio at ESPN 93.5 FM and 1220 AM. Erik Sean will call the action. Live stats can be accessed online at SEMOredhawks. Twitter updates available @SEMObaseball.

#### Series History

Southeast Missouri and Valparaiso meet for the first time in over a decade. These teams faced each other a total of eight times with SEMO holding a 6-2 advantage in the all-time series. SEMO and Valpo's last met for a three-game series in Cape Girardeau on Mar. 19-20, 2010. The Redhawks swept the series by scores of 17-4, 5-3, and 8-7.

#### Best Start in Division I Era

At 10-1, the Redhawks are off to their best start in their NCAA Division I era. Southeast Missouri moved to the D-I ranks in 1992. Overall, the start is SEMO's best since both the

1983 and 1976 teams put together 10-1 records. The Redhawks' best start in program history is 13-0 by the 1973 club.

#### Top-50 RPI

Southeast Missouri currently ranks among the Top-50 in RPI this season. SEMO is 49th as the highest ranked Ohio Valley Conference team in that category. The RPI ranking is the best in six years under Head Coach Andy Sawyers. Prior to 2022, SEMO rated 87th in RPI during the 2021 campaign. The Redhawks other RPI rankings with Sawyers at the helm include 136th (2017), 200th (2018, 2020) and 259th (2019).

#### Eight in a Row

The Redhawks are on an eight-game winning streak, presently the longest in the Ohio Valley Conference. The eight-game winning streak is



**Southeast Missouri or SEMO** is the preferred reference for Southeast Missouri State University athletic teams. Southeastern Missouri State is not an acceptable reference.



## SOUTHEAST MISSOURI BASEBALL NOTES

### VALPARAISO SERIES // MAR. 11-13

SEMO's longest since it won 11 in a row (Mar. 18-Apr. 5) during the 2016 campaign.

### Against the Missouri Valley

Southeast Missouri has faced all eight Missouri Valley Conference baseball schools in its program history. The Redhawks re 52-82 all-time against MVC teams in their NCAA Division I era. Valparaiso is the third of six MVC schools SEMO will face in 2022. The Redhawks are currently 5-1 against the MVC after winning two of three at then-#22 Dallas Baptist (Feb. 18-20) and sweeping Bradley (Mar. 4-5). SEMO also has Missouri State, Indiana State and regional-rival Southern Illinois on its schedule.

### 10th Win

With its 14-6 road win at Sun Belt Conference member Arkansas State (Mar. 8), the Redhawks picked up their 10th victory of the season. Southeast Missouri became the third Ohio Valley Conference team to get to 10 wins this year joining Tennessee Tech (10-0) and Belmont (10-3). Currently, the three 10-win OVC teams are a combined 30-4. SEMO's climb to 10 wins came 12 days sooner than it did a year ago. In 2021, the Redhawks earned their 10th victory on Mar. 20.

### Get Out the Brooms!

Southeast Missouri posted its second series sweep of the season when it beat Missouri Valley Conference affiliate Bradley (Mar. 4-5). SEMO also won three games in its first-ever meeting with Atlantic Sun member Bellarmine (Feb. 26-27). The series sweep against Bellarmine was the Redhawks first since they won four games against Ohio on Feb. 28-Mar. 1, 2020. If SEMO sweeps Valparaiso this weekend, it will mark the first time the Redhawks completed three-straight series sweeps in six years. SEMO last accomplished the feat in 2016 (Morehead State, UT Martin, SIU Edwardsville).

### Series Wins

The Redhawks claimed their 10th-straight series win -- dating back to the start of April, 2021 -- when they swept Bradley, 16-7, 11-8, 12-5, on Mar. 4-5 in Cape Girardeau. Southeast Missouri has not lost a series since Mar. 26-27, 2021 (at Eastern Illinois). The Redhawks claimed 16 of 17 series wins going back to their COVID-shortened 2020 campaign.

### Scoring Leader

Southeast Missouri scored 91 runs in its last seven games and outscored its opponents by a +50 margin (91-41) in that stretch. SEMO enters the weekend as the Ohio Valley Conference leader with 117 runs scored (10.6 per game). The Redhawks also rank fifth in the nation in scoring (10.6 runs per game)..

### Seeing Double

The Redhawks scored double-digit runs in seven-straight games for the first time in program history. Southeast Missouri beat its last seven opponents by scores of 14-6, 12-5, 11-6, 16-7, 16-5, 12-8 and 10-2.

### Power Outage

Southeast Missouri hit 22 home runs this season, 15 more than it did through its first 11 games of 2021. SEMO hit nine home runs in its series against Bradley (Mar. 4-5). The Redhawks became the third team to 20 home runs in the Ohio Valley Conference, joining SIU Edwardsville (25) and Tennessee Tech (21). Tyler Wilber and Jevon Mason lead SEMO with four round-trippers apiece, while Andrew Keck and newcomer Joel Vaske follow close behind with three each. Eight different Redhawks have homered in 2022. The Redhawks second in the OVC and 12th in the nation in home runs. Additionally, SEMO has homered in 10-straight games.

### Streaks Intact

Tyler Wilber is on a nine-game hitting streak, while Brett Graber and Jevon Mason have hit safely in eight-straight contests. Mason, Peyton Leeper, Lincoln Andrews and Graber have reached base in all 11 games this year.

### Approaching 200 Hits

Tyler Wilber is three hits away from reaching 200 in his career. Wilber has 197 hits and will look to extend his nine-game hitting streak this weekend.

### One More to 150

Andrew Keck is one hit away from reaching 150 in his career. Keck leads the Redhawks with 21 hits and is hitting a team-high .412 entering this weekend's series against Valparaiso. When he accomplishes the feat, he will be the second player on this year's team

### 2022 OVC Standings (as of Feb. Mar. 9)

| School                    | Conference |          |          |             | Overall   |          |          |             |
|---------------------------|------------|----------|----------|-------------|-----------|----------|----------|-------------|
|                           | W          | L        | T        | Pct.        | W         | L        | T        | Pct.        |
| Tennessee Tech            | 0          | 0        | 0        | .000        | 10        | 1        | 0        | .909        |
| <b>Southeast Missouri</b> | <b>0</b>   | <b>0</b> | <b>0</b> | <b>.000</b> | <b>10</b> | <b>1</b> | <b>0</b> | <b>.909</b> |
| Belmont                   | 0          | 0        | 0        | .000        | 11        | 3        | 0        | .786        |
| Eastern Illinois          | 0          | 0        | 0        | .000        | 7         | 3        | 0        | .700        |
| Murray State              | 0          | 0        | 0        | .000        | 8         | 4        | 0        | .667        |
| SIUE                      | 0          | 0        | 0        | .000        | 6         | 5        | 0        | .545        |
| Morehead State            | 0          | 0        | 0        | .000        | 6         | 7        | 0        | .462        |
| Austin Peay               | 0          | 0        | 0        | .000        | 6         | 8        | 0        | .429        |
| UT Martin                 | 0          | 0        | 0        | .000        | 4         | 7        | 0        | .354        |

### This Week's Schedule

#### Tuesday, March 8

Lipscomb 10, Austin Peay 6  
Southern Illinois 18, SIUE 13  
Kentucky 9, Murray State 1  
Eastern Illinois 4, Illinois 2  
Illinois State 6, UT Martin 1  
**Southeast Missouri 14, Arkansas State 6**

#### Wednesday, March 9

Belmont 7, Evansville 4  
Lipscomb 5, Austin Peay 3  
Bellarmine 10, Morehead State 6  
Auburn 4, Tennessee Tech 3

#### Friday, March 11

Eastern Illinois at Alabama A&M, 6:30 p.m.  
James Madison at Morehead State, 2 p.m. (ESPN+)  
Belmont at UAB, 2 p.m.  
Oakland at SIUE, 3 p.m.  
Illinois State at Murray State, 3 p.m.  
Eastern Kentucky at Austin Peay, 3 p.m. (ESPN+)  
**Valparaiso at Southeast Missouri, 3 p.m.**  
Tennessee Tech at Southeastern Louisiana, 6 p.m.  
UT Martin at Central Arkansas, 6 p.m.

#### Saturday, March 12

James Madison at Morehead State, 11 a.m. (ESPN+)  
Eastern Illinois at Alabama A&M, 1 p.m.  
Oakland at SIUE, 1 p.m.  
Eastern Kentucky at Austin Peay, 1 p.m. (ESPN+)  
Belmont at UAB, 1 p.m.  
Illinois State at Murray State, 2 p.m.  
Tennessee Tech at Southeastern Louisiana, 2 p.m.  
**Valparaiso at Southeast Missouri, 2 p.m.**  
UT Martin at Central Arkansas, 4 p.m.

#### Sunday, March 13

James Madison at Morehead State, 12 p.m. (ESPN+)  
Eastern Illinois at Alabama A&M, 12 p.m.  
Oakland at SIUE, 1 p.m.  
Eastern Kentucky at Austin Peay, 1 p.m. (ESPN+)  
Illinois State at Murray State, 1 p.m.  
Tennessee Tech at Southeastern Louisiana, 1 p.m.  
UT Martin at Central Arkansas, 1 p.m.  
**Valparaiso at Southeast Missouri, 1 p.m.**  
Belmont at UAB, 1 p.m.

## SOUTHEAST MISSOURI BASEBALL NOTES

### VALPARAISO SERIES // MAR. 11-13



with 150 or more career hits, joining Tyler Wilber (197).

#### NCAA Division I Rankings

The Redhawks rank among the top 13 NCAA Division I teams in six statistical categories. Southeast Missouri is fifth in scoring (10.6 runs per game), seventh in home runs per game (2.0), third in walks (88), eighth in home runs (22) and 11th in slugging percentage (.551) and 10th in win-loss percentage (.909). Individually, Peyton Leeper rates third nationally in walks (16), second in walks per game (1.4), ninth in runs (19) and fourth in runs per game (1.7), Andrew Keck is sixth in RBI (21), 18th in hits per game (1.9) and fifth in RBI per game (1.9), Tyler Wilber ranks seventh in RBI (1.8), Jevon Mason is 16th in walks (13), ninth in runs (19), fourth in runs per game (4), 15th in walks per game (1.1), and 16th in triples (2), and Bryce Grossius leads the nation in starts (4) and Noah Niznik is 16th in starts (3).

#### Leading the OVC

As a team, Southeast Missouri leads the Ohio Valley Conference in RBI (109), runs (117), walks (88) and batters struck out looking (32). SEMO is also second in the league in batting average (.298), slugging percentage (.551), on-base percentage (.453), doubles (30), home runs (22), total bases (218) and total plate appearances (501).

#### OVC Strong

Tennessee Tech (10-1), Southeast Missouri (10-1) and Belmont (11-3) are a combined 31-5 this year. All but three Ohio Valley Conference schools have above .500 records.

#### Stealing the Show

Andrew Keck is a perfect 4-of-4 on the base-paths this season. Keck needs one more stolen base to crack Southeast Missouri's all-time top-10 career leaders. He has 38 stolen bases and Lance Craft (1996-97) holds the 10th-place spot on that list with 39.

#### Midweek Games

Southeast Missouri scored in every inning en route to blowing out Saint Louis, 16-5, in its first midweek game of the season on Mar. 1. SEMO established season-highs in runs (16) and hits (16) against the Billikens. SEMO

improved to 2-0 in the midweek after beating Arianas State (Mar. 8), 14-6, on the road.

#### Grabber Goes Off

Outfielder Brett Graber hit a series best .455 with three runs, two doubles, two home runs and eight RBI in Southeast Missouri's three-game set vs. Bradley (Mar. 4-5). Graber went 5-for-11 at the plate. He also walked twice, boasted a 1.182 slugging percentage and finished with a .538 on-base percentage against the Braves.

#### Double-Digit Hits

Southeast Missouri registered double-digit hits in eight of its first 11 games. SEMO is undefeated at 8-0 in games where it gets 10 or more hits. It finished with a season-high 16 hits vs. Saint Louis (Mar. 1).

#### RBI Guys

Andrew Keck and Tyler Wilber are first and second in the Ohio Valley Conference with 21 and 20 RBI, respectively. Lincoln Andrews is tied for fourth among the league's RBI leaders with 15.

#### Huge Week for Keck

Andrew Keck hit safely in three of Southeast Missouri's four wins last week. A native of St. Louis, Missouri, Keck opened the week by going 4-for-5 with a double, grand slam, career-high four runs and career-best seven RBI vs. Saint Louis (Mar. 1). The grand slam was Keck's second of the season that came in a three-day span. He also went 3-for-4 with two runs and one RBI vs. Bradley (Mar. 5) after finishing with two hits and two RBI the day before against the Braves. SEMO swept BU for its second series sweep of the season. For the week, Keck hit .563 (9-for-16) with nine runs, a double, grand slam, 11 RBI, three stolen bases and three walks. He boasted a .813 slugging percentage and .600 on-base percentage, as well.

#### Career Day for Keck

Catcher Andrew Keck went 4-for-5 with a grand slam, double, two singles, four runs scored, two stolen bases and seven RBI to lead Southeast Missouri to its win over Saint Louis (Mar. 1). Keck hit safely in each of his first three at-bats. His four runs and seven RBI are new career-highs, while his four hits match a

career-best. Keck leads the team with a .412 batting average.

#### Grand Slamming

Andrew Keck hit his second grand slam in three days against Saint Louis (Mar. 1). Keck launched his team-high third home run of the season over the left field wall in the bottom of the sixth inning. He smashed his first career grand slam to help send Southeast Missouri to a 10-2 win over Bellarmine (Feb. 27). That round-tripper came in the bottom of the first inning against the Knights.

#### Mason Plays Strong

Leadoff man Jevon Mason is Southeast Missouri's second-leading hitter with a .356 batting average. Mason has accumulated 19 runs, 16 hits, three doubles, two triples, four home runs, 13 RBI, 13 walks and four stolen bases through 11 starts.

#### Walk-Off Win

First baseman Lincoln Andrews snapped a 7-7 tie with a leadoff walk-off home run in the bottom of the 11th inning to give Southeast Missouri an 8-7 come-from-behind win in its series-opener vs. Bellarmine (Feb. 26). The walk-off hit is the first of Andrews' career.

#### Over .300

Southeast Missouri has four players hitting over .300 through 11 games this season. Andrew Keck leads the team with a .412 clip, while Jevon Mason (.356), Brett Graber (.341) and Lincoln Andrews (.306). Those four players have combined for 47 percent of the Redhawks scoring output.

#### Extra Innings

Half of Southeast Missouri's games this season have gone to extra innings. The Redhawks are 3-0 in such games after beating #22 Dallas Baptist, 7-6, in 12 innings (Feb. 18) and, 6-5, in 10 innings (Feb. 19), and Bellarmine, 8-7, in 11 innings (Feb. 26). SEMO played seven extra inning games in 2021 (4-3).

#### Walk This Way

Southeast Missouri players hold the top four spots among Ohio Valley Conference individuals in walks. Peyton Leeper (16), Jevon Mason (13), Tyler Wilber (12) and Brett



## SOUTHEAST MISSOURI BASEBALL NOTES

### VALPARAISO SERIES // MAR. 11-13

Graber (11) are responsible for 52 of SEMO's league-leading 88 bases on balls.

#### Windt Wins

In his first career NCAA Division I start, right-hander Tommy Windt struck out three and did not allow a walk in two innings to beat Saint Louis (Mar. 1), Southeast Missouri's first mid-week tilt of the season. Windt then came out of the bullpen to strike out four and pitch 3.2 scoreless, no-hit innings en route to a win vs. Bradley (Mar. 5). In two appearances last week, Windt went 2-0 with a 1.59 ERA, struck out seven, walked two and allowed just two runs on two hits in 5.2 innings. Opposing teams hit only .111 against him in those games. Windt will make his first weekend start in Sunday's game against Valparaiso.

#### Rotation Switch

Two newcomers will make their debuts in Southeast Missouri's weekend pitching rotation vs. Valparaiso. Right-hander Jason Rackers will take the mound for his first game one start and fellow right-hander Tommy Windt will start game three. Rackers, a transfer from the University of Tennessee, made his first start as a Redhawk in game two of SEMO's series vs. Bradley (Mar. 5). He struck out six, walked three and allowed seven runs on six hits in 4.1 innings of a seven-inning contest en route to his first win of the season. Rackers and Windt are tied for first on the team with 15 strikeouts.

#### Early and Often

Southeast Missouri has jumped on opponents early through its first 11 games this season. In the first three innings alone, SEMO has scored a combined 56 runs, including 20 in the first, 12 in the second and 24 in the third. Forty-seven percent of the Redhawks run production has come in the first three innings of play. SEMO is outscoring opponents 56-37 in that span.

#### Niznik Goes Six

Left-hander Noah Niznik became the first Southeast Missouri starting pitcher to work six innings when he beat Bellarmine for his first win on Feb. 27. Niznik allowed just one run, scattered five hits, struck out two and walked one. It was his longest start since he pitched seven innings in a no-decision vs. Austin Peay on Mar. 20, 2021.

#### What a Weekend!

The Redhawks used a pair of extra inning victories to win their season-opening series on the road at #22 Dallas Baptist (Feb. 18-20). Southeast Missouri stunned the Patriots with 7-6 win in 12 innings on Feb. 18, a game that lasted four-and-a-half-hours. In less than 24 hours, the Redhawks turned around to come-from-behind and beat DBU, 6-5, in 10 innings during another one-run affair. SEMO claimed a series win against a ranked opponent for only the second time in program history. The Redhawks also took two of three at then-#16 Alabama to open the 2020 campaign.

#### Undefeated at Home

Southeast Missouri is undefeated with a 7-0 record at Capaha Field this season. SEMO won nine of its last 10 matchups on its home diamond dating back to the 2021 campaign. The Redhawks are 78-41 at home under Head Coach Andy Sawyers. The most home victories in a season by Sawyers coached team presently stand at 18 in both the 2017 and 2018 seasons, his first two years as SEMO's skipper. The Redhawks, Tennessee Tech (6-0), Murray State (8-0) and SIU Edwardsville (4-0) are the four Ohio Valley Conference teams without a home loss this year.

#### Home-Openers

Southeast Missouri improved to 21-10 all-time in home-openers in its NCAA Division I era (since 1992). The Redhawks are now 4-2 in such games under Head Coach Andy Sawyers. Sawyers' home-opening wins came in 2022 (8-7, vs. Bellarmine), 2017 (22-2, vs. Western Illinois), 2019 (5-1, vs. Western Michigan) and 2021 (4-3, vs. Illinois State).

#### Miller Named OVC Pitcher of the Week

Southeast Missouri sophomore right-hander Kyle Miller won the first Ohio Valley Conference Pitcher of the Week award of the 2022 season on Feb. 21. Miller picked up his first win of the season at #22 Dallas Baptist on Feb. 18. He came out of the bullpen to toss six scoreless innings to help lead the Redhawks to a 12-inning one-run upset of the nationally-ranked Patriots. Miller struck out four, walked two and allowed only three hits in his first appearance of the year as SEMO posted a series win against a ranked opponent for only the second time in program history.

#### Ranked Teams Fall on Opening Day

#22 Dallas Baptist was one of six ranked teams to lose on opening day. Southeast Missouri edged the Patriots, 7-6, in 12 innings on Feb. 18. The win snapped an eight-game losing streak against ranked opponents for the Redhawks and marked their first victory over a ranked foe since Apr. 29, 2018 (10-6, vs. #20 Tennessee Tech). After getting two wins against the Patriots, Andy Sawyers now has a total of three victories over ranked teams as SEMO's head coach.

#### Vote-Getters

Southeast Missouri was one of two Ohio Valley Conference teams receiving votes in this week's National Collegiate Baseball Writers Association (NCBWA) Poll on Feb. 21. Dallas Baptist, which was ranked #22 entering the 2022 season, dropped out of the poll after losing two of three in its season-opening series against the Redhawks.

#### Redhawk Debuts

Nine players, including Spencer Parker, Joel Vaske, Ryan Malzahn, Ben Palmer, Wyatt Grant, Jason Rackers, Tommy Windt, Ethan Osborne and Anthony Klein made their Southeast Missouri debuts during opening weekend at #22 Dallas Baptist (Feb. 18-20). Palmer started three games at second base and Vaske saw action in all three contests and logged two starts. Rackers also struck out six in 5.2 innings during SEMO's game two win on Feb. 19.

#### Clutch Hits

Down, 3-1, with one out in the top of the ninth inning of game two at #22 Dallas Baptist (Feb. 19), pinch-hitter Joel Vaske hit a three-run home run to put the Redhawks ahead. SEMO scored four runs in the inning to grab a 5-3 advantage. After DBU hit a two-run home run to send the game to extra innings in the bottom of the ninth, Brett Graber hit a two-out single to score Andrew Keck for the game-winner. Keck doubled, went to third on a wild pitch and scored the winning run on Graber's hit. Vaske hit .333 with two extra base hits, two runs, four RBI, a .788 slugging percentage and .455 on-base percentage in his first three games as a Redhawk.





### **Season-Openers**

Southeast Missouri improved to 13-18 all-time in season-openers during its NCAA Division I era (since 1992). SEMO is now 4-2 in such games under Head Coach Andy Sawyers. SEMO beat Western Michigan at home in 2019, UT Arlington in Nacogdoches, Texas in 2017, South Alabama in Mobile, Alabama in 2021 and #22 Dallas Baptist in Dallas, Texas for Sawyers' season-opening victories.

### **Season 64**

The 2022 campaign marks Southeast Missouri's 64th year of college baseball. The Redhawks are in their 31st season as an NCAA Division I program. SEMO is 1,404-1,140 all-time and 870-753-1 at the NCAA Division I level since the inception of its baseball program. The Redhawks have a 432-294-1 record in Ohio Valley Conference play. SEMO won five OVC regular-season titles (2002, 2014, 2015, 2016, 2021), four OVC Tournament crowns (1998, 2002, 2016, 2021) and made four NCAA Tournament appearances (1998, 2002, 2016, 2021) in program history.

### **OVC Preseason Favorite**

Southeast Missouri was tabbed the preseason favorite in the 2022 Ohio Valley Conference Baseball Preseason Poll on Feb. 10. The reigning OVC regular-season and tournament champion, SEMO received eight of the possible 18 first-place nods in the overall voting by league Head Coaches and Communication Directors. SEMO accumulated a total of 114 points, while Murray State – which the Redhawks beat to win the OVC Tournament crown in 2021 – was picked second with four first-place votes and 104 points. Morehead State (93 pts.), Austin Peay (87 pts.) and Belmont (86 pts.) round out the top five, while SIU Edwardsville (55 pts.), Eastern Illinois (50 pts.), Tennessee Tech (43 pts.) and UT Martin (16 pts.) complete the nine-team predicted order of finish.

### **2022 Redhawks**

The Redhawks 2022 roster consists of 38 players, including four seniors, 16 juniors, nine sophomores and nine freshmen. Southeast Missouri returns five position starters and two starting pitchers. SEMO also has each of its top five hitters back from last season.

### **Wilber Named OVC Preseason Player of the Year**

Senior shortstop Tyler Wilber was voted the 2022 Ohio Valley Conference Preseason Player of the Year. A native of Los Alamitos, California, Wilber started all 52 games last season. A Second-Team All-OVC pick, he was Southeast Missouri's leading hitter with a .378 batting average. Wilber also led the Redhawks in RBI (49), total bases (109), slugging percentage (.542), and hits (76). He finished the regular-season with a league-best .400 batting average. Additionally, Wilber was a semifinalist for the Brooks Wallace Award.

### **Batting Titles**

Tyler Wilber won the Ohio Valley Conference regular-season batting title twice in his career to date. Wilber was hitting .400 at the end of regular-season play in 2021 and hit .383 during the 2019 campaign.

### **What a Career!**

Tyler Wilber is in his fourth-year as Southeast Missouri's starting shortstop. Wilber has a career batting average of .376. His batting average is the second-highest in a career among players in SEMO's NCAA Division I era behind Todd Shylanski (.387, 1991-92). Wilber ranks fourth all-time among the Redhawks career leaders in batting average and sixth in on-base percentage (.467). He has 197 hits, 116 runs, 42 doubles, six triples, 15 home runs and 121 RBI in 135 starts.

### **Mason Secures Preseason All-OVC Honors**

Left fielder Jevon Mason joined Tyler Wilber on this year's Preseason All-Ohio Valley Conference Team. Mason, who hails from West Des Moines, Iowa, made the league's All-Tournament Team in his first year as a Redhawk in 2021. He ranked second on the team with a .350 batting average behind Wilber. Mason led Southeast Missouri with 14 doubles and boasted a team-best .447 on-base percentage.

### **135 and Counting**

Tyler Wilber has never missed a start in his Southeast Missouri career. The shortstop has started 135 consecutive games as the most experienced player on the roster. Wilber committed only nine errors in 52 starts at short in 2021.

### **From Walk-On to Scholarship**

What a rookie season right-hander Kyle Miller had for Southeast Missouri in 2021. Miller, who joined the team as a walk-on, compiled a 4-2 record in 20 appearances and five starts. He rated third on the team with 52 strikeouts in 51.1 innings. Miller picked up his first career save on six outs in the Redhawks season-opening win at South Alabama a year ago and then finished his freshman year by throwing a complete game two-hitter with 10 strikeouts in the Redhawks Ohio Valley Conference Tournament Championship win over Murray State. Miller begins his 2022 campaign as a scholarship player.

### **Newcomer Talent**

Outfielder Josh Cameron, infielder Ben Palmer, pitcher Jason Rackers, outfielder Joel Vaske and utility player Tommy Windt are some of the high-impact newcomers on Southeast Missouri's roster this season. Cameron was a First-Team National Junior College Athletic Association (NJCAA) All-American at Butler Community College in 2021. He finished his career as one of the best junior college power hitters in the country. Cameron hit .412 and ranked second in the NJCAA with 25 home runs. Palmer was the 2021 NJCAA Division I ABCA/Rawlings Gold Glove winner at Iowa Western Community College. Vaske earned Third-Team NJCAA All-America accolades at Kirkwood CC and Rackers, who joins the Redhawks from SEC member Tennessee, is among the top 2022 Draft Prospects in the Ohio Valley Conference according to Baseball America. Windt secured Second-Team NJCAA Division I All-America laurels as a designated hitter at South Suburban College.

### **2022 Schedule**

A 55-game schedule with 25 matchups at Capaha Field is in store for the Southeast Missouri baseball team this upcoming 2022 season. SEMO opens its season with a three-game series at reigning Missouri Valley Conference regular-season and tournament champion Dallas Baptist on Feb. 18-20. DBU is one of four NCAA Tournament teams from last season included on the Redhawks 2022 docket. Southeastern Conference member Ole Miss, which hosted the NCAA Regional SEMO played in during the 2021 campaign, will welcome the Redhawks for a midweek tilt on Apr. 19. Indiana State and Oklahoma State are



## SOUTHEAST MISSOURI BASEBALL NOTES

### VALPARAISO SERIES // MAR. 11-13

the other 2021 NCAA Tournament participants. SEMO heads to ISU for a two-game set on Mar. 15-16 and travels to OSU (May 6-8) for its final non-conference series. OSU was runner-up in the Big 12 Conference Tournament last season. The Redhawks also face Kentucky (Feb. 22), Bellarmine, Saint Louis (Mar. 1, Mar. 29), Bradley (Mar. 4-6), Arkansas State (Mar. 8, Apr. 5), Valparaiso (Mar. 11-13), Missouri State (Mar. 18-20, May 10) and Southern Illinois (Apr. 12, Apr. 26) in non-conference action. SEMO hosts Bellarmine in its home-opening weekend on Feb. 25-27. The Redhawks 24-game Ohio Valley Conference schedule begins with a home series against SIU Edwardsville (Mar. 25-27). Murray State (Apr. 8-10), Morehead State (Apr. 22-24) and UT Martin (May 13-15) round out SEMO's home OVC foes. SEMO will make trips to Austin Peay (Apr. 1-3), Tennessee Tech (Apr. 14-16), Belmont (Apr. 29-May 1) and Eastern Illinois (May 19-21) for its four conference road series.

#### **OVC Tournament Moves to Lexington**

For the first time in 2022, the OVC Baseball Championship will be held at the Lexington Legends Ballpark in Lexington, Kentucky on May 25-28. Since 2001, the Championship has been held at four other neutral locations, including Paducah, Kentucky (2001-09), Jackson, Tennessee (2010-16, 2021), Oxford, Alabama (2017-18) and Marion, Illinois (2019).





# SOUTHEAST MISSOURI BASEBALL NOTES

## VALPARAISO SERIES // MAR. 11-13

| No. | Name              | Pos. | Ht.  | Wt. | Cl.   | B/T | Hometown (High School/College)                                       |
|-----|-------------------|------|------|-----|-------|-----|--|
| 1   | Jevon Mason       | OF   | 5-11 | 202 | Jr.   | R/R | West Des Moines, Iowa (West Des Moines Valley/Iowa Western CC)       |
| 2   | Cole Warehime     | INF  | 6-1  | 185 | Fr.   | R/R | Downers Grove, Ill. (Downers Grove South)                            |
| 5   | Danny Sperling    | INF  | 6-1  | 188 | Jr.   | L/R | Wauconda, Ill. (Wauconda/McHenry County College)                     |
| 6   | Jakob Lewis       | INF  | 5-10 | 170 | Fr.   | R/R | Sparkman, Ala. (Sparkman)  |
| 7   | Kyle Miller       | UT   | 6-2  | 210 | So.   | R/R | Eureka, Mo. (Eureka)   |
| 8   | Ty Stauss         | UT   | 5-10 | 190 | So.   | L/R | Wildwood, Mo. (Lafayette)  |
| 9   | Tyler Wilber      | INF  | 6-3  | 225 | Sr.   | R/R | Los Alamitos, Calif. (Los Alamitos/Long Beach City College)          |
| 10  | Lincoln Andrews   | INF  | 6-4  | 228 | So.   | L/R | Canon City, Colo. (Canon City )                                      |
| 11  | Ben Palmer        | INF  | 6-3  | 180 | So.   | R/R | Fridley, Minn. (Totino-Grace/Iowa Western CC)                        |
| 12  | Andrew Keck       | C    | 6-3  | 220 | Jr.   | R/R | St. Louis, Mo. (St. John Vianney)                                    |
| 14  | Peyton Leeper     | UT   | 5-11 | 200 | So.   | S/R | Mokane, Mo. (South Callaway)   |
| 15  | Joseph Karall     | RHP  | 6-2  | 218 | So.   | R/R | St. Albert, Alberta (Bellerose Composite/Cloud County CC)            |
| 16  | Wyatt Grant       | C    | 6-1  | 205 | Jr.   | R/R | Burkburnett, Texas (Burkburnett/Seward County CC)                    |
| 17  | Josh Cameron      | OF   | 6-4  | 195 | Jr.   | R/L | Pflugerville, Texas (Hendrickson/Butler County CC)                   |
| 18  | Noah Niznik       | LHP  | 5-11 | 196 | Jr.   | L/L | Imperial, Mo. (St. John Vianney)                                     |
| 19  | Spencer Parker    | OF   | 6-1  | 210 | Jr.   | L/R | Lee's Summit, Mo. (Lee's Summit/Iowa Western CC)                     |
| 20  | Jason Rackers     | RHP  | 6-7  | 225 | Sr.   | R/R | Jefferson City, Mo. (Blair Oaks/Tennessee)                           |
| 21  | Joel Vaske        | OF   | 6-1  | 205 | Jr.   | R/R | Dyersville, Iowa (Beckman/Kirkwood CC)                               |
| 22  | Jeb Callaghan     | LHP  | 6-1  | 222 | Jr.   | L/L | Yakima, Wash. (Naches Valley/George Washington)                      |
| 23  | Brett Graber      | OF   | 6-0  | 190 | Jr.   | R/R | Sacramento, Calif. (Capital Christian School/Cosumnes River College) |
| 24  | Fischer Rausch    | RHP  | 6-5  | 237 | So.   | R/R | St. Louis, Mo. (Valley Park)   |
| 25  | Ethan Osborne     | LHP  | 6-1  | 180 | Fr.   | L/L | Ashland, Mo. (Southern Boone)  |
| 26  | Collin Wilma      | RHP  | 6-4  | 190 | So.   | R/R | Tinley Park, Ill. (Tinley Park)                                      |
| 27  | Austin Williams   | RHP  | 6-3  | 210 | Sr.   | R/R | Judsonia, Ark. (White County Central/Three Rivers CC)                |
| 28  | Anthony Klein     | RHP  | 6-1  | 225 | R-Fr. | R/R | St. Louis, Mo. (Parkway Central)                                     |
| 30  | Tommy Windt       | UT   | 6-3  | 212 | Jr.   | R/R | Orland Park, Ill. (Carl Sandburg/South Suburban College)             |
| 31  | Blake Cisneros    | LHP  | 6-1  | 208 | Jr.   | L/L | Fenton, Mo. (Rockwood Summit)  |
| 32  | Connery O'Donnell | RHP  | 6-3  | 212 | Jr.   | R/R | Milliken, Colo. (Roosevelt/Garden City CC)                           |
| 33  | Bryce Grossius    | RHP  | 6-2  | 210 | Jr.   | R/R | St. Louis, Mo. (St. Mary's)  |
| 34  | Alex Esker        | LHP  | 6-4  | 200 | Fr.   | L/L | St. Louis, Mo. (Christian Brothers College)                          |
| 35  | Ryan Malzahn      | OF   | 6-4  | 203 | R-Fr. | R/R | O'Fallon, Mo. (O'Fallon Christian)                                   |
| 36  | Weston Brockhouse | RHP  | 6-7  | 195 | Fr.   | R/R | Mt Vernon, Ill. (Mt. Vernon/Rend Lake College)                       |
| 37  | Hunter Ralls      | RHP  | 6-3  | 190 | Jr.   | R/R | Anna, Ill. (Anna-Jonesboro)  |
| 38  | Hayden Malenfant  | RHP  | 6-2  | 197 | Sr.   | R/R | Whitby, Ontario (Sinclair Secondary/Southeastern CC)                 |
| 39  | Corbin Guthman    | RHP  | 6-3  | 190 | Fr.   | R/R | Murphysboro, Ill. (Murphysboro)                                      |
| 44  | Matt Perego       | RHP  | 6-7  | 252 | Jr.   | R/R | Ballwin, Mo. (Parkway West/John A. Logan College)                    |
| 45  | Tanner Mueller    | RHP  | 6-5  | 205 | Fr.   | R/R | Wentzville, Mo. (Lutheran St. Charles)                               |
| 55  | Noah Stone        | RHP  | 6-8  | 283 | So.   | R/R | St. Louis, Mo. (Lutheran South/Three Rivers CC)                      |

### Coaches & Staff

- Andy Sawyers**, Head Coach (Sixth Year)  
**Trevor Ezell**, Assistant Coach/Hitting (Second Year)  
**Dan McKinney**, Assistant Coach/Pitching (First Year)  
**Drew Millwood**, Director of Analytics (Second Year)  
**Austin Spainhour**, Volunteer Assistant Coach (First Year)  
**Ryan Napoli**, Strength & Conditioning  
**Mike Patke**, Athletic Trainer  
**Connor Rooney**, Manager  
**Connor Martin**, Manager  
**Ben Kouba**, Manager  
**Evan Gray**, Manager

### Pronunciations

|                |                            |
|----------------|----------------------------|
| Bryce Grossius | grocius (like grocery)     |
| Joseph Karall  | carroll                    |
| Jevon Mason    | JUH-von                    |
| Noah Niznik    | nez-nick                   |
| Matt Perego    | purr-ay-go                 |
| Ty Stauss      | stauss (sounds like house) |
| Joel Vaske     | vass-key                   |



# SOUTHEAST MISSOURI BASEBALL NOTES

## VALPARAISO SERIES // MAR. 11-13



| No. | Name              | Pos. | Ht.  | Wt. | Cl.   | B/T | Hometown (High School/College)                                       |
|-----|-------------------|------|------|-----|-------|-----|--|
| 10  | Lincoln Andrews   | INF  | 6-4  | 228 | So.   | L/R | Canon City, Colo. (Canon City )                                      |
| 36  | Weston Brockhouse | RHP  | 6-7  | 195 | Fr.   | R/R | Mt Vernon, Ill. (Mt. Vernon/Rend Lake College)                       |
| 22  | Jeb Callaghan     | LHP  | 6-1  | 222 | Jr.   | L/L | Yakima, Wash. (Naches Valley/George Washington)                      |
| 17  | Josh Cameron      | OF   | 6-4  | 195 | Jr.   | R/L | Pflugerville, Texas (Hendrickson/Butler County CC)                   |
| 31  | Blake Cisneros    | LHP  | 6-1  | 208 | Jr.   | L/L | Fenton, Mo. (Rockwood Summit)  |
| 34  | Alex Esker        | LHP  | 6-4  | 200 | Fr.   | L/L | St. Louis, Mo. (Christian Brothers College)                          |
| 23  | Brett Graber      | OF   | 6-0  | 190 | Jr.   | R/R | Sacramento, Calif. (Capital Christian School/Cosumnes River College) |
| 16  | Wyatt Grant       | C    | 6-1  | 205 | Jr.   | R/R | Burkburnett, Texas (Burkburnett/Seward County CC)                    |
| 33  | Bryce Grossius    | RHP  | 6-2  | 210 | Jr.   | R/R | St. Louis, Mo. (St. Mary's)  |
| 39  | Corbin Guthman    | RHP  | 6-3  | 190 | Fr.   | R/R | Murphysboro, Ill. (Murphysboro)                                      |
| 15  | Joseph Karall     | RHP  | 6-2  | 218 | So.   | R/R | St. Albert, Alberta (Bellerose Composite/Cloud County CC)            |
| 12  | Andrew Keck       | C    | 6-3  | 220 | Jr.   | R/R | St. Louis, Mo. (St. John Vianney)                                    |
| 28  | Anthony Klein     | RHP  | 6-1  | 225 | R-Fr. | R/R | St. Louis, Mo. (Parkway Central)                                     |
| 14  | Peyton Leeper     | UT   | 5-11 | 200 | So.   | S/R | Mokane, Mo. (South Callaway)   |
| 6   | Jakob Lewis       | INF  | 5-10 | 170 | Fr.   | R/R | Sparkman, Ala. (Sparkman)  |
| 38  | Hayden Malenfant  | RHP  | 6-2  | 197 | Sr.   | R/R | Whitby, Ontario (Sinclair Secondary/Southeastern CC)                 |
| 35  | Ryan Malzahn      | OF   | 6-4  | 203 | R-Fr. | R/R | O'Fallon, Mo. (O'Fallon Christian)                                   |
| 1   | Jevon Mason       | OF   | 5-11 | 202 | Jr.   | R/R | West Des Moines, Iowa (West Des Moines Valley/Iowa Western CC)       |
| 7   | Kyle Miller       | UT   | 6-2  | 210 | So.   | R/R | Eureka, Mo. (Eureka)   |
| 45  | Tanner Mueller    | RHP  | 6-5  | 205 | Fr.   | R/R | Wentzville, Mo. (Lutheran St. Charles)                               |
| 18  | Noah Niznik       | LHP  | 5-11 | 196 | Jr.   | L/L | Imperial, Mo. (St. John Vianney)                                     |
| 32  | Connery O'Donnell | RHP  | 6-3  | 212 | Jr.   | R/R | Milliken, Colo. (Roosevelt/Garden City CC)                           |
| 25  | Ethan Osborne     | LHP  | 6-1  | 180 | Fr.   | L/L | Ashland, Mo. (Southern Boone)  |
| 11  | Ben Palmer        | INF  | 6-3  | 180 | So.   | R/R | Fridley, Minn. (Totino-Grace/Iowa Western CC)                        |
| 19  | Spencer Parker    | OF   | 6-1  | 210 | Jr.   | L/R | Lee's Summit, Mo. (Lee's Summit/Iowa Western CC)                     |
| 44  | Matt Perego       | RHP  | 6-7  | 252 | Jr.   | R/R | Ballwin, Mo. (Parkway West/John A. Logan College)                    |
| 20  | Jason Rackers     | RHP  | 6-7  | 225 | Sr.   | R/R | Jefferson City, Mo. (Blair Oaks/Tennessee)                           |
| 37  | Hunter Ralls      | RHP  | 6-3  | 190 | Jr.   | R/R | Anna, Ill. (Anna-Jonesboro)  |
| 24  | Fischer Rausch    | RHP  | 6-5  | 237 | So.   | R/R | St. Louis, Mo. (Valley Park)   |
| 5   | Danny Sperling    | INF  | 6-1  | 188 | Jr.   | L/R | Wauconda, Ill. (Wauconda/McHenry County College)                     |
| 8   | Ty Stauss         | UT   | 5-10 | 190 | So.   | L/R | Wildwood, Mo. (Lafayette)  |
| 55  | Noah Stone        | RHP  | 6-8  | 283 | So.   | R/R | St. Louis, Mo. (Lutheran South/Three Rivers CC)                      |
| 21  | Joel Vaske        | OF   | 6-1  | 205 | Jr.   | R/R | Dyersville, Iowa (Beckman/Kirkwood CC)                               |
| 2   | Cole Warehime     | INF  | 6-1  | 185 | Fr.   | R/R | Downers Grove, Ill. (Downers Grove South)                            |
| 9   | Tyler Wilber      | INF  | 6-3  | 225 | Sr.   | R/R | Los Alamitos, Calif. (Los Alamitos/Long Beach City College)          |
| 27  | Austin Williams   | RHP  | 6-3  | 210 | Sr.   | R/R | Judsonia, Ark. (White County Central/Three Rivers CC)                |
| 26  | Collin Wilma      | RHP  | 6-4  | 190 | So.   | R/R | Tinley Park, Ill. (Tinley Park)                                      |
| 30  | Tommy Windt       | UT   | 6-3  | 212 | Jr.   | R/R | Orland Park, Ill. (Carl Sandburg/South Suburban College)             |

### Roster Breakdown

|                                  |     |
|----------------------------------|-----|
| Total Squad Members              | 38  |
| Seniors                          | 4   |
| Juniors                          | 16  |
| Sophomores                       | 9   |
| Freshmen                         | 9   |
| Newcomers                        | 14  |
| Position Starters Returning/Lost | 5/4 |
| Starting Pitchers Returning/Lost | 2/1 |






## SOUTHEAST MISSOURI BASEBALL NOTES

### VALPARAISO SERIES // MAR. 11-13




**1**  
**Jevon Mason**  
OF / 5-11 / 202 / Jr. / R/R  
West Des Moines, Iowa



**2**  
**Cole Warehime**  
INF / 6-1 / 185 / Fr. / R/R  
Downers Grove, Ill.



**5**  
**Danny Sperling**  
INF / 6-1 / 188 / Jr. / L/R  
Wauconda, Ill.




**6**  
**Jakob Lewis**  
INF / 5-10 / 170 / Fr. / R/R  
Sparkman, Ala.



**7**  
**Kyle Miller**  
UT / 6-2 / 210 / So. / R/R  
Eureka, Mo.




**8**  
**Ty Stauss**  
UT / 5-10 / 190 / So. / L/R  
Wildwood, Mo.



**9**  
**Tyler Wilber**  
INF / 6-3 / 225 / Sr. / R/R  
Los Alamitos, Calif.



**10**  
**Lincoln Andrews**  
INF / 6-4 / 228 / So. / L/R  
Canon City, Colo.




**11**  
**Ben Palmer**  
INF / 6-3 / 180 / So. / R/R  
Fridley, Minn.




**12**  
**Andrew Keck**  
C / 6-3 / 220 / Jr. / R/R  
St. Louis, Mo.



**14**  
**Peyton Leeper**  
UT / 5-11 / 200 / So. / S/R  
Mokane, Mo.




**15**  
**Joseph Karall**  
RHP / 6-2 / 218 / So. / R/R  
St. Albert, Alberta, Canada



**16**  
**Wyatt Grant**  
C / 6-1 / 205 / Jr. / R/R  
Burkburnett, Texas



**17**  
**Josh Cameron**  
OF / 6-4 / 195 / Jr. / R/L  
Pflugerville, Texas




**18**  
**Noah Niznik**  
LHP / 5-11 / 196 / Jr. / L/L  
St. Louis, Mo.




**19**  
**Spencer Parker**  
OF / 6-1 / 210 / Jr. / L/R  
Lee's Summit, Mo.




**20**  
**Jason Rackers**  
RHP / 6-7 / 225 / Sr. / R/R  
Jefferson City, Mo.



**21**  
**Joel Vaske**  
OF / 6-1 / 205 / Jr. / R/R  
Dyersville, Iowa




**22**  
**Jeb Callaghan**  
LHP / 6-1 / 222 / Jr. / L/L  
Yakima, Wash.




**23**  
**Brett Graber**  
OF / 6-0 / 190 / Jr. / R/R  
Sacramento, Calif.




**24**  
**Fischer Rausch**  
RHP / 6-5 / 237 / So. / R/R  
St. Louis, Mo.




**25**  
**Ethan Osborne**  
LHP / 6-1 / 180 / Fr. / L/L  
Ashland, Mo.



**26**  
**Collin Wilma**  
RHP / 6-4 / 190 / So. / R/R  
Tinley Park, Ill.



**27**  
**Austin Williams**  
RHP / 6-3 / 210 / Sr. / R/R  
Judsonia, Ark.



**28**  
**Anthony Klein**  
RHP / 6-1 / 225 / R-Fr. / R/R  
St. Louis, Mo.

**SOUTHEAST MISSOURI BASEBALL NOTES**  
**VALPARAISO SERIES // MAR. 11-13**



**Tommy Windt**  
 UT / 6-3 / 212 / Jr. / R/R  
 Orland Park, Ill.




**Blake Cisneros**  
 LHP / 6-1 / 208 / Jr. / L/L  
 Fenton, Mo.




**Connery O'Donnell**  
 RHP / 6-3 / 212 / Jr. / R/R  
 Milliken, Colo.




**Bryce Grossius**  
 RHP / 6-2 / 210 / Jr. / R/R  
 St. Louis, Mo.



**Alex Esker**  
 LHP / 6-4 / 200 / Fr. / L/L  
 St. Louis, Mo.




**Ryan Malzahn**  
 OF / 6-4 / 203 / R-Fr. / R/R  
 O'Fallon, Mo.




**Weston Brockhouse**  
 RHP / 6-7 / 195 / Fr. / R/R  
 Mt. Vernon, Ill.



**Hunter Ralls**  
 RHP / 6-3 / 190 / Jr. / R/R  
 Anna, Ill.




**Hayden Malenfant**  
 RHP / 6-2 / 197 / Sr. / R/R  
 Whitby, Ontario



**Corbin Guthman**  
 RHP / 6-3 / 190 / Fr. / R/R  
 Murphysboro, Ill.



**Matt Perego**  
 RHP / 6-7 / 252 / Jr. / R/R  
 Ballwin, Mo.



**Tanner Mueller**  
 RHP / 6-5 / 205 / Fr. / R/R  
 Wentzville, Mo.



**Noah Stone**  
 RHP / 6-8 / 283 / So. / R/R  
 St. Louis, Mo.



**Andy Sawyers**  
 Head Coach  
 Sixth Year



**Trevor Ezell**  
 Assistant Coach/Hitting  
 Second Year



**Dan McKinney**  
 Assistant Coach/Pitching  
 First Year



**Drew Millwood**  
 Director of Analytics  
 Second Year



**Austin Spainhour**  
 Volunteer Assistant  
 First Year




**Connor Rooney**  
 Manager



**Connor Martin**  
 Manager




**Ben Kouba**  
 Manager



**Evan Gray**  
 Manager



**Mike Patke**  
 Athletic Trainer



**Ryan Napoli**  
 Strength & Conditioning

**OVC TOURNAMENT CHAMPIONS | 1998 • 2002 • 2016 • 2021**  
**NCAA TOURNAMENT | 1998 • 2002 • 2016 • 2021**





## ANDY SAWYERS

HEAD COACH

**A**ndy Sawyers is the reigning Ohio Valley Conference Coach of the Year after leading Southeast Missouri to the league's regular-season and tournament titles, and the program's fourth NCAA Tournament berth in 2021.

Sawyers looks to carry the momentum into the 2022 campaign, his sixth year as SEMO's head coach.

The Redhawks finished their championship season with an overall 30-22 record and 17-10 in the OVC. SEMO recorded 30 wins in a season for the first time with Sawyers at the helm and posted series wins in eight of its nine series against league foes in 2021.

Sawyers coached his first OVC Specialty Award-Winner when left-hander Dylan Dodd was tabbed the league's Pitcher of the Year.

Dodd later became the

highest draft pick in program history when he was selected in the third round by the Atlanta Braves in the 2021 Major League Draft. Additionally, Dodd wrapped up his final college season as a Second-Team Collegiate Baseball All-American.

Statistically, SEMO led the OVC with 14 saves and a .967 fielding percentage after committing just 49 errors in 52 contests. The Redhawks were also second in the conference in wins as their 30 victories marked the most in a season in five years.

In 2020, SEMO had an overall record of 9-8 and a 2-1 mark in OVC play when its season abruptly ended due to a global COVID-19 pandemic. The Redhawks heated up to win seven of nine contests prior to the end of competition.

The Redhawks led the OVC in

batting average (.314), hits (188), triples (9), plate appearances (707), at-bats (598), hit by pitch (26), stolen bases (36), fewest walks allowed (54) and fielding percentage (.976), and rated second in slugging percentage (.503), on-base percentage (.404), runs (129), RBI (121) and home runs (21) at the time their 2020 campaign came to a close. SEMO also ranked among the top 10 teams in the nation in hits (6th) and triples (8th).

Individually, Justin Dirden led the conference in slugging percentage (.900), RBI (26), home runs (9), hits (29), total bases (63) and stolen bases (9) before signing as an undrafted free agent with the Houston Astros.

Shortstop Tyler Wilber topped the OVC in runs (26) and center fielder Danny Wright tied a league-high with 29 hits when play was suspended.

Pitching wise, left-handers Dylan Dodd (2-1, 36 Ks) and Noah Niznik (3-0, 15 Ks) were a combined 5-1 with 51 strikeouts and two complete game shutouts through four starts in 2020.

Before they took the field in 2019, the Redhawks ushered in a state-of-the-art hitting facility adjacent to Capaha Field. The 4,000-square foot facility can fit up to four batting cages and is equipped with portable pitching mounds. It also had HitTrax Rapsodo technology which is used to enhance overall player performance through real-time stats and performance metrics.

SEMO went 23-32 during an injury-riddled 2019 campaign. The Redhawks played without five of their position starters for much of the season.

Despite the misfortune with injuries, SEMO had a pair of All-OVC performers in Wilber

## SOUTHEAST MISSOURI BASEBALL NOTES

### VALPARAISO SERIES // MAR. 11-13



and Niznik.

A First-Team selection, Wilber led the OVC with a .383 batting average and was the Redhawks leader in hits (80) doubles (19), triples (3), RBI (40), slugging percentage (.531) and on-base percentage (.480).

Niznik, who landed a spot on the All-Newcomer Team, started 13 games as a freshman. He led the team with a 3.63 ERA, ranked second in innings (62) and third in both strikeouts (49) and wins (3).

The year before that, Sawyers guided the 2018 squad to the program's 13th consecutive OVC Tournament berth as the Redhawks finished 27-30 overall and second in the conference with a 20-10 record.

That team produced three First-Team All-OVC performers, including Carlos Vega, Trevor Ezell and Dirden.

Sawyers was hired as the sixth head coach in program history on July 29, 2016.

In his first year as an NCAA Division I head coach in 2017, Sawyers led the Redhawks to a winning season (29-26 overall, 16-14 OVC). He also picked up his first career OVC Tournament win along the way.

First-Team pick Dan Holst, Second-Team selections Brian Lees, Chris Osborne, Justin Murphy and Clay Chandler, and All-Newcomer Team member Danny Wright formed a group of six All-OVC players in Sawyers' debut season as a Division I head coach.

In all, Sawyers has two decades worth of collegiate coaching experience.

Prior to arriving in Cape Girardeau, he worked two seasons as the Associate Head

Coach/Offensive Coordinator at Big 12 Conference member Kansas State. There, Sawyers oversaw the hitters and catchers, while helping coordinate recruiting efforts.

Sawyers has coached in two College World Series, two NCAA Super Regionals and nine NCAA Tournaments during his coaching tenure. He has mentored 40 Major League Baseball draft picks, including two first-round selections and nine top-10 round picks.

The Wildcats ranked fourth in the Big 12 offensively with a .284 team batting average in 2016. K-State's offense registered a .400 slugging percentage and .372 on-base percentage, scored 335 runs, had 550 hits, belted 100 doubles, notched 17 triples, and finished with 30 home runs and 300 RBI.

Sawyers coached freshman Josh Rolette who garnered Louisville Slugger Freshman All-American honors in 2016. He also helped mentor Jake Scudder who was named Big 12 Newcomer of the Year. The Wildcats had three student-athletes on the All-Big 12 Teams that season.

The 2015 and 2016 campaigns were Sawyers' second stint at K-State.

He previously served as an assistant coach for the Wildcats in 2009 and 2010. Sawyers helped lead K-State to an 80-30-1 record and the first two NCAA Regional appearances in school history over that span.

The 2009 season was a year of power for the Wildcats under Sawyers. The team hit 22 triples and 58 home runs, most in both categories since 1997. The offense shined when it came to

stolen bases as the 149 steals were second-most in the nation and just two shy of breaking the Big 12 record. Overall, the team finished among Big 12 leaders in on-base percentage (2nd, .399), runs scored (2nd, 458), hits (2nd, 675), RBI (2nd, 420), doubles (3rd, 123), and fewest strikeouts (4th, 393).

Six Wildcats claimed All-Big 12 honors in 2009, including outfielder Nick Martini, who also garnered Louisville Slugger Freshman All America honors, and Justin Bloxom and Carter Jurica, who finished fourth and eighth, respectively, in the Big 12 in batting average.

The 2010 squad matched the success of 2009 by also reaching the NCAA postseason, and the offense topped the previous season totals in batting average (.323 in 2010; .317 in 2009), runs per game (7.6 vs. 7.4) and OBP (.426 vs. .399).

Before K-State, Sawyers spent four seasons as Associate Head Coach at Texas A&M (2011-14). Those four seasons at Texas

A&M represented the end of Sawyers' five-year stint with the Aggies after he spent 2008 as a volunteer assistant coach.

In each of those five seasons, Sawyers helped Texas A&M reach an NCAA Regional while also winning a pair of Big 12 championships. In addition, he coached standouts Tyler Naquin - 2011 Big 12 Player of the Year, All-American and a first round pick by the Cleveland Indians in 2012 - and Krey Bratson, a 2011 Freshman All-American.

Before his appointment at Texas A&M in 2008, Sawyers worked with current Aggie head coach Rob Childress as an assistant coach and recruiting coordinator at Nebraska from 2003-07.

While in Lincoln, he helped the Huskers earn four trips to the NCAA Tournament, including an appearance at the 2005 College World Series. Sawyers, who lettered two years at Nebraska, worked with 12 Huskers who were selected in the MLB Draft, including Alex







## SOUTHEAST MISSOURI BASEBALL NOTES

### VALPARAISO SERIES // MAR. 11-13

Collegiate Baseball.

After working as the volunteer assistant at Nebraska in 2000, Sawyers worked the 2001 and 2002 seasons as head coach at Hutchinson Community College, compiling an 87-30 record and two postseason berths. In 2001, the Dragons went 40-16 and won the Jayhawk West Sub-Regional, while the 2002 squad set a school record with 47 wins and was ranked as high as seventh by the NJCAA.

Sawyers' coaching career began at Northwestern (La.)

State in 1999 as a volunteer assistant coach, helping the Demons finish second in the Southland Conference.

He first played collegiately at Point Loma (Calif.) Nazarene College in 1994. Following a year off, he played at Mendocino (Calif.) Junior College in 1996 before finishing up his playing career at Nebraska.

A native of Willits, California, Sawyers received his bachelor (1998) and master's (2000) degrees from Nebraska. He is married to the former Dena

Lindeblad and the couple have two sons, Andrew James (A.J.) and Alex.



### ■ The Sawyers File

#### Experience:

22nd Year (Sixth at SEMO)

#### Hometown:

Willits, Calif.

#### Birthdate:

May 24, 1975

#### Alma Mater:

Nebraska, 1998

#### Education:

B.A. History (Nebraska)  
M.S. Education (Nebraska)

#### Date Hired:

July 29, 2016

#### Family:

Wife - Dena  
Children - A.J., Alex

#### Playing Experience:

Point Loma Nazarene, 1994  
Mendocino College, 1996  
Nebraska, 1997-98

#### Coaching Experience:

Northwestern State, Volunteer Asst., 1999  
Nebraska, Volunteer Asst., 2000  
Hutchinson CC, Head Coach, 2001-02  
Nebraska, Assistant Coach, 2003-07  
Texas A&M, Volunteer Asst., 2008  
Kansas State, Assistant Coach, 2009-10  
Texas A&M, Assoc. Head Coach, 2011-14  
Kansas State, Assoc. Head Coach, 2015-16  
Southeast Missouri, Head Coach, 2017-pr.

#### Sawyers' Year-by-Year Records

| Year  | School             | Assignment          | Record  | Conf./Finish | Postseason                |
|-------|--------------------|---------------------|---------|--------------|---------------------------|
| 1999  | Northwestern State | Volunteer Assistant | 38-21   | 18-9/2nd     |                           |
| 2000  | Nebraska           | Volunteer Assistant | 51-17   | 21-9/2nd     | NCAA Super Regional       |
| 2001  | Hutchinson CC      | Head Coach          | 40-16   | -            | Sub-Regional              |
| 2002  | Hutchinson CC      | Head Coach          | 47-11   | -            | Sub-Regional              |
| 2003  | Nebraska           | Assistant Coach     | 47-18   | 20-7/1st     | NCAA Regional             |
| 2004  | Nebraska           | Assistant Coach     | 36-23   | 11-16/8th    | -                         |
| 2005  | Nebraska           | Assistant Coach     | 57-15   | 19-8/1st     | NCAA College World Series |
| 2006  | Nebraska           | Assistant Coach     | 42-17   | 17-10/3rd    | NCAA Regional             |
| 2007  | Nebraska           | Assistant Coach     | 32-27   | 14-13/4th    | NCAA Regional             |
| 2008  | Texas A&M          | Volunteer Assistant | 46-19   | 19-8/1st     | NCAA Super Regional       |
| 2009  | Kansas State       | Assistant Coach     | 43-18-1 | 14-11-1/4th  | NCAA Regional             |
| 2010  | Kansas State       | Assistant Coach     | 37-22   | 14-12/3rd    | NCAA Regional             |
| 2011  | Texas A&M          | Assoc. Head Coach   | 47-22   | 19-8/t1st    | NCAA College World Series |
| 2012  | Texas A&M          | Assoc. Head Coach   | 43-18   | 16-8/2nd     | NCAA Regional             |
| 2013  | Texas A&M          | Assoc. Head Coach   | 34-29   | 13-16/6th    | NCAA Regional             |
| 2014  | Texas A&M          | Assoc. Head Coach   | 36-26   | 14-16/5th    | NCAA Regional             |
| 2015  | Kansas State       | Assoc. Head Coach   | 27-30   | 10-14/6th    | -                         |
| 2016  | Kansas State       | Assoc. Head Coach   | 26-31   | 8-16/8th     | -                         |
| 2017  | Southeast Missouri | Head Coach          | 29-26   | 16-14/5th    | OVC Tournament            |
| 2018  | Southeast Missouri | Head Coach          | 27-30   | 20-10/2nd    | OVC Tournament            |
| 2019  | Southeast Missouri | Head Coach          | 23-32   | 10-20/10th   | -                         |
| 2020* | Southeast Missouri | Head Coach          | 9-8     | 2-1          | -                         |
| 2021  | Southeast Missouri | Head Coach          | 30-22   | 17-10/1st    | NCAA Regional             |
| 2022  | Southeast Missouri | Head Coach          | 10-1    | -            | -                         |

\* - Season ended due to COVID-19 pandemic

#### Overall Record as a Head Coach: 215-146 (7 years)

Record at Southeast Missouri, 128-119, 65-55 Ohio Valley Conference (6th year)

Record at Hutchinson CC, 87-27 (2 years)

Record as a college associate head coach, 213-156

Record as a college assistant coach, 294-140-1

Record as a volunteer assistant coach, 135-57

#### Coaching Honors

2021 OVC Coach of the Year

**SOUTHEAST MISSOURI BASEBALL NOTES**  
**VALPARAISO SERIES // MAR. 11-13**



**2022 Statistics**

Record: 10-1 Home: 7-0 Away: 3-1 OVC: 0-0

| Player              | avg  | gp-gs | ab  | r   | h   | 2b | 3b | hr | rbi | tb  | slg% | bb | hp | so  | gdp | ob%  | sf | sh | sb-att | po  | a   | e  | fld%  |
|---------------------|------|-------|-----|-----|-----|----|----|----|-----|-----|------|----|----|-----|-----|------|----|----|--------|-----|-----|----|-------|
| 12 KECK, Andrew     | .412 | 11-11 | 51  | 15  | 21  | 6  | 0  | 3  | 21  | 36  | .706 | 5  | 0  | 7   | 0   | .456 | 1  | 0  | 4-4    | 81  | 7   | 0  | 1.000 |
| 1 MASON, Jevon      | .356 | 11-11 | 45  | 19  | 16  | 3  | 2  | 4  | 13  | 35  | .778 | 13 | 0  | 8   | 0   | .492 | 1  | 0  | 4-5    | 23  | 1   | 0  | 1.000 |
| 23 GRABER, Brett    | .341 | 11-11 | 41  | 8   | 14  | 4  | 0  | 2  | 12  | 24  | .585 | 11 | 0  | 14  | 0   | .481 | 0  | 1  | 3-3    | 24  | 1   | 0  | 1.000 |
| 10 ANDREWS, Lincoln | .306 | 11-11 | 49  | 13  | 15  | 7  | 0  | 2  | 15  | 28  | .571 | 7  | 0  | 19  | 1   | .386 | 1  | 0  | 0-1    | 87  | 3   | 1  | .989  |
| 9 WILBER, Tyler     | .289 | 11-11 | 45  | 15  | 13  | 3  | 0  | 4  | 20  | 28  | .622 | 12 | 2  | 7   | 2   | .458 | 0  | 0  | 0-0    | 15  | 35  | 3  | .943  |
| 14 LEEPER, Peyton   | .282 | 11-11 | 39  | 19  | 11  | 3  | 0  | 2  | 5   | 20  | .513 | 16 | 1  | 7   | 1   | .500 | 0  | 1  | 3-3    | 9   | 11  | 6  | .769  |
| 21 VASKE, Joel      | .278 | 11-9  | 36  | 8   | 10  | 1  | 0  | 3  | 12  | 20  | .556 | 8  | 1  | 17  | 0   | .422 | 0  | 0  | 2-3    | 19  | 0   | 0  | 1.000 |
| 5 SPERLING, Danny   | .269 | 11-8  | 26  | 5   | 7   | 1  | 0  | 0  | 5   | 8   | .308 | 7  | 1  | 6   | 0   | .441 | 0  | 1  | 1-1    | 4   | 9   | 2  | .867  |
| 8 STAUSS, Ty        | .200 | 8-5   | 20  | 3   | 4   | 0  | 0  | 2  | 2   | 10  | .500 | 1  | 0  | 5   | 1   | .238 | 0  | 1  | 0-0    | 8   | 0   | 0  | 1.000 |
| 11 PALMER, Ben      | .154 | 10-8  | 26  | 8   | 4   | 1  | 0  | 0  | 3   | 5   | .192 | 5  | 2  | 11  | 0   | .324 | 1  | 0  | 2-2    | 13  | 26  | 2  | .951  |
| -----               |      |       |     |     |     |    |    |    |     |     |      |    |    |     |     |      |    |    |        |     |     |    |       |
| 19 PARKER, Spencer  | .500 | 4-0   | 4   | 1   | 2   | 0  | 0  | 0  | 0   | 2   | .500 | 1  | 0  | 0   | 0   | .600 | 0  | 0  | 0-0    | 0   | 0   | 0  | .000  |
| 35 MALZAHN, Ryan    | .111 | 6-2   | 9   | 2   | 1   | 1  | 0  | 0  | 1   | 2   | .222 | 0  | 1  | 5   | 0   | .200 | 0  | 0  | 0-0    | 6   | 0   | 0  | 1.000 |
| 16 GRANT, Wyatt     | .000 | 3-1   | 3   | 1   | 0   | 0  | 0  | 0  | 0   | 0   | .000 | 2  | 1  | 3   | 0   | .500 | 0  | 0  | 0-0    | 8   | 1   | 0  | 1.000 |
| 28 KLEIN, Anthony   | .000 | 1-0   | 1   | 0   | 0   | 0  | 0  | 0  | 0   | 0   | .000 | 0  | 0  | 0   | 0   | .000 | 0  | 0  | 0-0    | 0   | 0   | 0  | .000  |
| 30 WINDT, Tommy     | .000 | 1-0   | 1   | 0   | 0   | 0  | 0  | 0  | 0   | 0   | .000 | 0  | 0  | 1   | 0   | .000 | 0  | 0  | 0-0    | 1   | 1   | 0  | 1.000 |
| Totals              | .298 | 11    | 396 | 117 | 118 | 30 | 2  | 22 | 109 | 218 | .551 | 88 | 9  | 110 | 5   | .433 | 4  | 4  | 19-22  | 300 | 109 | 15 | .965  |
| Opponents           | .267 | 11    | 401 | 72  | 107 | 21 | 3  | 17 | 69  | 185 | .461 | 53 | 4  | 99  | 6   | .355 | 4  | 1  | 18-22  | 282 | 75  | 19 | .949  |

LOB - Team (102), Opp (91). DPs turned - Team (6), Opp (6). IBB - Team (1), WILBER, T. 1, Opp (2).

**(All games Sorted by Earned run avg)**

| Player               | era   | w-l  | app | gs | cg | sho | sv | ip    | h   | r   | er | bb | so  | 2b | 3b | hr | b/avg | wp | hp | bks | sfa | sha |
|----------------------|-------|------|-----|----|----|-----|----|-------|-----|-----|----|----|-----|----|----|----|-------|----|----|-----|-----|-----|
| 30 WINDT, Tommy      | 5.40  | 2-0  | 5   | 1  | 0  | 0/0 | 0  | 11.2  | 8   | 8   | 7  | 6  | 15  | 4  | 1  | 1  | .195  | 3  | 0  | 1   | 2   | 0   |
| 18 NIZNIK, Noah      | 5.40  | 1-0  | 3   | 3  | 0  | 0/0 | 0  | 13.1  | 17  | 9   | 8  | 6  | 11  | 4  | 0  | 2  | .293  | 1  | 1  | 0   | 0   | 0   |
| 20 RACKERS, Jason    | 6.75  | 1-0  | 3   | 1  | 0  | 0/0 | 0  | 13.1  | 13  | 10  | 10 | 4  | 15  | 2  | 0  | 4  | .255  | 2  | 0  | 0   | 0   | 1   |
| 27 WILLIAMS, Austin  | 7.36  | 1-1  | 5   | 2  | 0  | 0/0 | 1  | 11.0  | 16  | 10  | 9  | 5  | 10  | 3  | 1  | 2  | .340  | 0  | 0  | 1   | 0   | 0   |
| 33 GROSSIUS, Bryce   | 9.45  | 0-0  | 4   | 4  | 0  | 0/0 | 0  | 13.1  | 21  | 16  | 14 | 6  | 11  | 3  | 0  | 5  | .339  | 3  | 1  | 1   | 1   | 0   |
| -----                |       |      |     |    |    |     |    |       |     |     |    |    |     |    |    |    |       |    |    |     |     |     |
| 7 MILLER, Kyle       | 0.00  | 2-0  | 4   | 0  | 0  | 0/0 | 1  | 10.2  | 4   | 0   | 0  | 5  | 10  | 0  | 0  | 0  | .118  | 0  | 0  | 0   | 0   | 0   |
| 25 OSBORNE, Ethan    | 0.00  | 0-0  | 3   | 0  | 0  | 0/0 | 0  | 2.2   | 2   | 0   | 0  | 0  | 4   | 0  | 0  | 0  | .200  | 0  | 0  | 0   | 0   | 0   |
| 34 ESKER, Alex       | 0.00  | 0-0  | 1   | 0  | 0  | 0/0 | 0  | 1.0   | 0   | 0   | 0  | 1  | 0   | 0  | 0  | 0  | .000  | 0  | 0  | 0   | 0   | 0   |
| 38 MALENFANT, Hayden | 0.00  | 0-0  | 1   | 0  | 0  | 0/0 | 0  | 0.2   | 1   | 0   | 0  | 2  | 0   | 0  | 0  | 0  | .500  | 0  | 0  | 0   | 1   | 0   |
| 31 CISNEROS, Blake   | 1.93  | 2-0  | 6   | 0  | 0  | 0/0 | 0  | 4.2   | 4   | 2   | 1  | 4  | 6   | 0  | 0  | 0  | .211  | 2  | 1  | 0   | 0   | 0   |
| 28 KLEIN, Anthony    | 4.91  | 0-0  | 3   | 0  | 0  | 0/0 | 0  | 3.2   | 2   | 2   | 2  | 3  | 7   | 1  | 0  | 1  | .143  | 2  | 0  | 0   | 0   | 0   |
| 37 RALLS, Hunter     | 6.75  | 1-0  | 3   | 0  | 0  | 0/0 | 0  | 9.1   | 11  | 8   | 7  | 4  | 7   | 3  | 0  | 1  | .289  | 0  | 0  | 0   | 0   | 0   |
| 44 PEREGO, Matt      | 12.00 | 0-0  | 2   | 0  | 0  | 0/0 | 0  | 3.0   | 7   | 4   | 4  | 1  | 2   | 1  | 1  | 0  | .467  | 0  | 1  | 0   | 0   | 0   |
| 24 RAUSCH, Fischer   | 13.50 | 0-0  | 2   | 0  | 0  | 0/0 | 0  | 0.2   | 0   | 1   | 1  | 5  | 1   | 0  | 0  | 0  | .000  | 0  | 0  | 0   | 0   | 0   |
| 55 STONE, Noah       | 18.00 | 0-0  | 1   | 0  | 0  | 0/0 | 0  | 1.0   | 1   | 2   | 2  | 1  | 0   | 0  | 0  | 1  | .250  | 0  | 0  | 0   | 0   | 0   |
| Totals               | 5.85  | 10-1 | 11  | 11 | 0  | 0/0 | 2  | 100.0 | 107 | 72  | 65 | 53 | 99  | 21 | 3  | 17 | .267  | 13 | 4  | 3   | 4   | 1   |
| Opponents            | 9.38  | 1-10 | 11  | 11 | 0  | 0/0 | 0  | 94.0  | 118 | 117 | 98 | 88 | 110 | 30 | 2  | 22 | .298  | 18 | 9  | 0   | 4   | 4   |

PB - Team (3), KECK, A. 2, GRANT, W. 1, Opp (2). Pickoffs - Team (2), MILLER, K. 1, WILLIAMS, A. 1. SBA/ATT - KECK, A. (14-17), WILLIAMS, A. (8-9), GROSSIUS, B. (4-5), GRANT, W. (4-4), WINDT, T. (2-3), MILLER, K. (2-2), PEREGO, M. (1-1), RACKERS, J. (0-1). NIZNIK, N. (1-1).



# SOUTHEAST MISSOURI BASEBALL NOTES

## VALPARAISO SERIES // MAR. 11-13

### 2022 Results

| Date     | Opponent              | Score  | Inns | Overall | OVC   | Pitcher of record    | Attend | Time |
|----------|-----------------------|--------|------|---------|-------|----------------------|--------|------|
| 02-18-22 | at #22 Dallas Baptist | w 7-6  | (12) | 1-0-0   | 0-0-0 | MILLER, K. (W 1-0)   | 1254   | 4:39 |
| 02-19-22 | at #22 Dallas Baptist | w 6-5  | (10) | 2-0-0   | 0-0-0 | CISNEROS, B. (W 1-0) | 1004   | 3:13 |
| 02-20-22 | at #22 Dallas Baptist | L 5-13 | 9    | 2-1-0   | 0-0-0 | WILLIAMS, A. (L 0-1) | 988    | 3:21 |
| 02-26-22 | BELLARMINE            | w 8-7  | (11) | 3-1-0   | 0-0-0 | MILLER, K. (W 2-0)   | 224    | 3:57 |
| 02-27-22 | BELLARMINE-1          | w 10-2 | 9    | 4-1-0   | 0-0-0 | NIZNIK, N. (W 1-0)   | 310    | 3:00 |
| 02-27-22 | BELLARMINE-2          | w 12-8 | 9    | 5-1-0   | 0-0-0 | CISNEROS, B. (W 2-0) | 364    | 3:25 |
| 03-01-22 | SAINT LOUIS           | w 16-5 | 7    | 6-1-0   | 0-0-0 | WINDT, T. (W 1-0)    | 270    | 2:46 |
| 03-04-22 | BRADLEY               | w 16-7 | 9    | 7-1-0   | 0-0-0 | RALLS, H. (W 1-0)    | 220    | 3:30 |
| 03-05-22 | BRADLEY-1             | w 11-8 | 7    | 8-1-0   | 0-0-0 | RACKERS, J. (W 1-0)  | 360    | 2:24 |
| 03-05-22 | BRADLEY-2             | w 12-5 | 9    | 9-1-0   | 0-0-0 | WINDT, T. (W 2-0)    | 560    | 3:10 |
| 03-08-22 | at Arkansas State     | w 14-6 | 9    | 10-1-0  | 0-0-0 | WILLIAMS, A. (W 1-1) | 63     | 3:45 |

() extra inning game

**SOUTHEAST MISSOURI BASEBALL NOTES**  
**VALPARAISO SERIES // MAR. 11-13**



**2021 OVC Statistics**

Record: 17-10 Home: 10-5 Away: 7-5 OVC: 17-10

| Player              | avg  | gp-gs | ab  | r   | h   | 2b | 3b | hr | rbi | tb  | slg% | bb | hp | so  | gdp | ob%  | sf | sh | sb-att | po  | a   | e  | fld%  |
|---------------------|------|-------|-----|-----|-----|----|----|----|-----|-----|------|----|----|-----|-----|------|----|----|--------|-----|-----|----|-------|
| 1 MASON, Jevon      | .379 | 25-23 | 95  | 19  | 36  | 7  | 0  | 0  | 10  | 43  | .453 | 13 | 2  | 22  | 2   | .459 | 1  | 1  | 2-3    | 35  | 0   | 4  | .897  |
| 9 WILBER, Tyler     | .374 | 27-27 | 107 | 19  | 40  | 9  | 1  | 4  | 25  | 63  | .589 | 11 | 1  | 12  | 5   | .426 | 3  | 1  | 1-2    | 33  | 81  | 5  | .958  |
| 12 KECK, Andrew     | .337 | 27-27 | 104 | 21  | 35  | 6  | 1  | 1  | 13  | 46  | .442 | 14 | 1  | 14  | 2   | .417 | 1  | 0  | 11-12  | 92  | 8   | 0  | 1.000 |
| 13 STAUSS, Wade     | .255 | 26-26 | 94  | 17  | 24  | 4  | 0  | 7  | 21  | 49  | .521 | 7  | 9  | 36  | 0   | .354 | 3  | 0  | 0-0    | 191 | 14  | 1  | .995  |
| 10 ANDREWS, Lincoln | .250 | 20-17 | 64  | 6   | 16  | 3  | 0  | 1  | 8   | 22  | .344 | 2  | 1  | 15  | 1   | .279 | 1  | 2  | 0-0    | 82  | 0   | 0  | 1.000 |
| 22 BLAZEVIC, Austin | .241 | 22-21 | 83  | 7   | 20  | 3  | 0  | 0  | 12  | 23  | .277 | 4  | 1  | 9   | 3   | .281 | 1  | 0  | 0-0    | 140 | 4   | 2  | .986  |
| 2 BASLER, Connor    | .202 | 27-27 | 84  | 16  | 17  | 3  | 0  | 1  | 14  | 23  | .274 | 12 | 4  | 23  | 1   | .324 | 2  | 2  | 3-5    | 51  | 67  | 8  | .937  |
| 16 LEEPER, Peyton   | .200 | 26-26 | 90  | 14  | 18  | 6  | 1  | 0  | 8   | 26  | .289 | 8  | 6  | 23  | 1   | .305 | 1  | 7  | 2-5    | 19  | 60  | 6  | .929  |
| 19 WRIGHT, Danny    | .182 | 27-26 | 99  | 15  | 18  | 1  | 0  | 3  | 18  | 28  | .283 | 11 | 3  | 29  | 1   | .278 | 2  | 2  | 3-5    | 59  | 2   | 2  | .968  |
| -----               |      |       |     |     |     |    |    |    |     |     |      |    |    |     |     |      |    |    |        |     |     |    |       |
| 23 GRABER, Brett    | .625 | 9-2   | 8   | 4   | 5   | 2  | 0  | 0  | 0   | 7   | .875 | 2  | 0  | 2   | 0   | .700 | 0  | 1  | 0-1    | 4   | 0   | 0  | 1.000 |
| 14 SPERLING, Danny  | .207 | 12-9  | 29  | 2   | 6   | 1  | 0  | 0  | 2   | 7   | .241 | 4  | 1  | 4   | 1   | .324 | 0  | 0  | 0-0    | 7   | 1   | 0  | 1.000 |
| 8 STAUSS, Ty        | .125 | 15-8  | 32  | 3   | 4   | 1  | 0  | 0  | 1   | 5   | .156 | 7  | 0  | 9   | 0   | .282 | 0  | 1  | 1-1    | 9   | 1   | 1  | .909  |
| 5 JACOBSEN, Noah    | .125 | 7-2   | 8   | 1   | 1   | 0  | 0  | 0  | 0   | 1   | .125 | 0  | 1  | 4   | 0   | .222 | 0  | 0  | 0-1    | 3   | 1   | 1  | .800  |
| 4 ZIVIC, Braxton    | .000 | 4-2   | 4   | 3   | 0   | 0  | 0  | 0  | 1   | 0   | .000 | 4  | 0  | 3   | 0   | .500 | 0  | 1  | 2-2    | 1   | 0   | 0  | 1.000 |
| Totals              | .266 | 27    | 901 | 147 | 240 | 46 | 3  | 17 | 133 | 343 | .381 | 99 | 30 | 205 | 17  | .353 | 15 | 18 | 25-37  | 732 | 272 | 33 | .968  |
| Opponents           | .262 | 27    | 945 | 137 | 248 | 58 | 5  | 20 | 126 | 376 | .398 | 88 | 20 | 233 | 13  | .335 | 11 | 10 | 19-28  | 718 | 280 | 30 | .971  |

LOB - Team (198), Opp (205). DPs turned - Team (17), Opp (22). IBB - Team (2), WILBER, T. 1, KECK, A. 1. Picked off - KECK, A. 1, GRABER, B. 1, MASON, J. 1.

**(OVC games only Sorted by Earned run avg)**

| Player               | era   | w-l   | app | gs | cg | sho | sv | ip    | h   | r   | er  | bb | so  | 2b | 3b | hr | b/avg | wp | hp | bks | sfa | sha |
|----------------------|-------|-------|-----|----|----|-----|----|-------|-----|-----|-----|----|-----|----|----|----|-------|----|----|-----|-----|-----|
| 25 DODD, Dylan       | 2.64  | 6-1   | 9   | 9  | 0  | 0/1 | 0  | 58.0  | 48  | 21  | 17  | 10 | 68  | 12 | 1  | 4  | .217  | 7  | 3  | 0   | 1   | 1   |
| 18 NIZNIK, Noah      | 9.96  | 1-5   | 9   | 8  | 0  | 0/0 | 0  | 34.1  | 54  | 41  | 38  | 22 | 19  | 13 | 1  | 4  | .380  | 2  | 3  | 0   | 3   | 5   |
| -----                |       |       |     |    |    |     |    |       |     |     |     |    |     |    |    |    |       |    |    |     |     |     |
| 44 PEREGO, Matt      | 0.00  | 0-0   | 7   | 0  | 0  | 0/0 | 0  | 7.1   | 6   | 0   | 0   | 4  | 7   | 0  | 0  | 0  | .231  | 3  | 0  | 1   | 1   | 0   |
| 36 KOSSINA, Joey     | 0.00  | 0-0   | 1   | 0  | 0  | 0/0 | 0  | 1.1   | 1   | 0   | 0   | 0  | 2   | 1  | 0  | 0  | .200  | 1  | 0  | 0   | 0   | 0   |
| 33 GROSSIUS, Bryce   | 1.89  | 1-1   | 6   | 2  | 0  | 0/0 | 0  | 19.0  | 17  | 5   | 4   | 2  | 25  | 3  | 0  | 1  | .243  | 3  | 0  | 0   | 1   | 1   |
| 26 WILMA, Collin     | 2.70  | 2-0   | 6   | 4  | 0  | 0/1 | 0  | 26.2  | 21  | 9   | 8   | 7  | 20  | 3  | 0  | 3  | .216  | 3  | 5  | 0   | 0   | 0   |
| 27 WILLIAMS, Austin  | 3.28  | 1-1   | 12  | 0  | 0  | 0/1 | 4  | 24.2  | 24  | 9   | 9   | 9  | 25  | 5  | 1  | 2  | .242  | 6  | 1  | 0   | 0   | 0   |
| 24 RAUSCH, Fischer   | 3.68  | 0-0   | 6   | 0  | 0  | 0/1 | 0  | 7.1   | 6   | 3   | 3   | 2  | 10  | 2  | 1  | 0  | .214  | 1  | 1  | 1   | 0   | 0   |
| 7 MILLER, Kyle       | 4.05  | 2-1   | 11  | 3  | 0  | 0/1 | 4  | 26.2  | 28  | 15  | 12  | 9  | 28  | 12 | 1  | 1  | .269  | 3  | 2  | 0   | 3   | 1   |
| 37 RALLS, Hunter     | 4.86  | 2-0   | 7   | 1  | 0  | 0/0 | 0  | 16.2  | 20  | 9   | 9   | 9  | 13  | 3  | 0  | 1  | .294  | 4  | 1  | 0   | 0   | 1   |
| 38 MALENFANT, Hayden | 7.56  | 1-0   | 7   | 0  | 0  | 0/0 | 0  | 8.1   | 12  | 9   | 7   | 3  | 4   | 2  | 0  | 2  | .353  | 1  | 1  | 0   | 1   | 0   |
| 20 VOGT, Ryan        | 9.00  | 0-0   | 2   | 0  | 0  | 0/0 | 0  | 2.0   | 2   | 2   | 2   | 1  | 0   | 1  | 0  | 0  | .250  | 0  | 0  | 0   | 0   | 0   |
| 34 MCCABE, Brandon   | 9.82  | 0-0   | 4   | 0  | 0  | 0/0 | 0  | 3.2   | 3   | 5   | 4   | 3  | 3   | 0  | 0  | 1  | .250  | 2  | 3  | 1   | 1   | 1   |
| 31 CISNEROS, Blake   | 10.12 | 1-1   | 11  | 0  | 0  | 0/0 | 1  | 8.0   | 6   | 9   | 9   | 7  | 9   | 1  | 0  | 1  | .194  | 1  | 0  | 0   | 0   | 0   |
| Totals               | 4.50  | 17-10 | 27  | 27 | 0  | 2/2 | 9  | 244.0 | 248 | 137 | 122 | 88 | 233 | 58 | 5  | 20 | .262  | 37 | 20 | 3   | 11  | 10  |
| Opponents            | 4.44  | 10-17 | 27  | 27 | 0  | 1/1 | 5  | 239.1 | 240 | 147 | 118 | 99 | 205 | 46 | 3  | 17 | .266  | 22 | 30 | 0   | 15  | 18  |

PB - Team (8), STAUSS, W. 6, KECK, A. 2, Opp (4). Pickoffs - Team (5), NIZNIK, N. 1, DODD, D. 1, RALLS, H. 1, GROSSIUS, B. 1, WILMA, C. 1, Opp (3). SBA/ATT - STAUSS, W. (13-16), KECK, A. (6-11), WILMA, C. (3-6), NIZNIK, N. (4-5), MILLER, K. (2-4), DODD, D. (3-4), WILLIAMS, A. (3-3), GROSSIUS, B. (1-2), MALENFANT, H (0-1), RALLS, H. (1-1), MCCABE, B. (1-1), PEREGO, M. (1-1).



# SOUTHEAST MISSOURI BASEBALL NOTES

## VALPARAISO SERIES // MAR. 11-13

### 2021 OVC Results

| Date       | Opponent              | Score   | Inns | Overall | OVC     | Pitcher of record    | Attend | Time |
|------------|-----------------------|---------|------|---------|---------|----------------------|--------|------|
| * 03-12-21 | at SIUE               | L 2-6   | 9    | 0-1-0   | 0-1-0   | DODD, D. (L 1-1)     | 50     | 2:26 |
| * 03-13-21 | at SIUE-1             | W 6-3   | (10) | 1-1-0   | 1-1-0   | RALLS, H. (W 1-0)    | -      | 3:21 |
| * 03-13-21 | at SIUE-2             | W 6-4   | 9    | 2-1-0   | 2-1-0   | MILLER, K. (W 2-1)   | 50     | 2:24 |
| * 03-19-21 | AUSTIN PEAY           | W 6-3   | 9    | 3-1-0   | 3-1-0   | DODD, D. (W 2-1)     | 205    | 2:38 |
| * 03-20-21 | AUSTIN PEAY-1         | W 6-5   | (11) | 4-1-0   | 4-1-0   | CISNEROS, B. (W 3-1) | 435    |      |
| * 03-20-21 | AUSTIN PEAY-2         | L 11-12 | (12) | 4-2-0   | 4-2-0   | WILLIAMS, A. (L 0-2) | 425    | 4:35 |
| * 03-26-21 | at Eastern Illinois   | W 3-2   | 9    | 5-2-0   | 5-2-0   | DODD, D. (W 3-1)     | 85     | 2:36 |
| * 03-27-21 | at Eastern Illinois-1 | L 2-9   | 9    | 5-3-0   | 5-3-0   | MILLER, K. (L 2-2)   | 103    | 3:00 |
| * 03-27-21 | at Eastern Illinois-2 | L 4-8   | 9    | 5-4-0   | 5-4-0   | NIZNIK, N. (L 1-2)   | 107    | 2:40 |
| * 04-02-21 | JACKSONVILLE STATE    | W 6-5   | 9    | 6-4-0   | 6-4-0   | MALENFANT, H (W 1-0) | 205    | 3:26 |
| * 04-03-21 | JACKSONVILLE STATE-1  | L 4-8   | 9    | 6-5-0   | 6-5-0   | NIZNIK, N. (L 1-3)   | -      | 3:00 |
| * 04-03-21 | JACKSONVILLE STATE-2  | W 8-3   | 9    | 7-5-0   | 7-5-0   | WILMA, C. (W 1-0)    | 542    | 3:15 |
| * 04-09-21 | at Murray State-1     | W 8-3   | 9    | 8-5-0   | 8-5-0   | MILLER, K. (W 3-2)   | 346    | 3:00 |
| * 04-09-21 | at Murray State-2     | W 12-8  | 9    | 9-5-0   | 9-5-0   | NIZNIK, N. (W 2-3)   | 214    | 3:00 |
| * 04-10-21 | at Murray State       | L 6-11  | 9    | 9-6-0   | 9-6-0   | GROSSIUS, B. (L 1-1) | 208    | 3:15 |
| * 04-16-21 | TENNESSEE TECH        | W 7-3   | 9    | 10-6-0  | 10-6-0  | DODD, D. (W 4-1)     | 203    | 2:51 |
| * 04-17-21 | TENNESSEE TECH-1      | L 1-9   | 9    | 10-7-0  | 10-7-0  | NIZNIK, N. (L 3-3)   | 227    | 3:50 |
| * 04-17-21 | TENNESSEE TECH-2      | W 7-2   | 9    | 11-7-0  | 11-7-0  | WILMA, C. (W 2-0)    | 364    | 2:45 |
| * 04-30-21 | at Belmont            | W 12-0  | 9    | 12-7-0  | 12-7-0  | DODD, D. (W 5-1)     | 79     | 2:44 |
| * 05-01-21 | at Belmont-1          | L 1-4   | 9    | 12-8-0  | 12-8-0  | NIZNIK, N. (L 2-5)   | 56     | 2:53 |
| * 05-01-21 | at Belmont-2          | W 5-0   | 9    | 13-8-0  | 13-8-0  | WILLIAMS, A. (W 1-3) | 74     | 2:45 |
| * 05-07-21 | EASTERN KENTUCKY-1    | W 6-2   | 9    | 14-8-0  | 14-8-0  | DODD, D. (W 6-1)     | 196    | 2:27 |
| * 05-07-21 | EASTERN KENTUCKY-2    | L 0-8   | 9    | 14-9-0  | 14-9-0  | CISNEROS, B. (L 3-2) | 239    | 2:38 |
| * 05-08-21 | EASTERN KENTUCKY      | W 7-6   | 9    | 15-9-0  | 15-9-0  | RALLS, H. (W 2-1)    | 282    | 2:35 |
| * 05-20-21 | UT MARTIN             | W 6-2   | 9    | 16-9-0  | 16-9-0  | DODD, D. (W 8-1)     | 284    | 2:34 |
| * 05-21-21 | UT MARTIN-1           | W 3-2   | 9    | 17-9-0  | 17-9-0  | GROSSIUS, B. (W 4-2) | 632    | 2:53 |
| * 05-21-21 | UT MARTIN-2           | L 2-9   | 9    | 17-10-0 | 17-10-0 | NIZNIK, N. (L 2-6)   | 640    | 2:39 |

( ) extra inning game



# SOUTHEAST MISSOURI BASEBALL NOTES

## VALPARAISO SERIES // MAR. 11-13



### Multiple-Hit Games

| Player          | 2 | 3 | 4 | 5+ | Total |
|-----------------|---|---|---|----|-------|
| Peyton Leeper   | 4 | - | - | -  | 4     |
| Andrew Keck     | 3 | 3 | 1 | -  | 7     |
| Lincoln Andrews | 6 | - | - | -  | 6     |
| Brett Graber    | 3 | 1 | - | -  | 4     |
| Jevon Mason     | 2 | 2 | - | -  | 4     |
| Tyler Wilber    | - | 2 | - | -  | 2     |
| Danny Sperling  | 1 | - | - | -  | 1     |
| Joel Vaske      | 2 | - | - | -  | 2     |

### Multiple-RBI Games

| Player          | 2 | 3 | 4 | 5+ | Total |
|-----------------|---|---|---|----|-------|
| Lincoln Andrews | 4 | 1 | - | -  | 5     |
| Jevon Mason     | 5 | - | - | -  | 5     |
| Tyler Wilber    | 3 | 2 | 1 | -  | 6     |
| Joel Vaske      | 1 | 2 | - | -  | 3     |
| Andrew Keck     | 2 | 1 | 1 | 1  | 5     |
| Peyton Leeper   | - | 1 | - | -  | 1     |
| Danny Sperling  | - | - | 1 | -  | 1     |

### Inning-by-Inning Summary

| Inning  | SEMO | Opp. |
|---------|------|------|
| First   | 20   | 11   |
| Second  | 12   | 12   |
| Third   | 24   | 14   |
| Fourth  | 8    | 4    |
| Fifth   | 6    | 9    |
| Sixth   | 11   | 8    |
| Seventh | 16   | 8    |
| Eighth  | 13   | 3    |
| Ninth   | 4    | 3    |
| Ex      | 3    | 0    |
| Total   | 117  | 72   |

### Current Hitting Streaks

| Player          | Games | Started |
|-----------------|-------|---------|
| Tyler Wilber    | 9     | 2/20    |
| Brett Graber    | 8     | 2/26    |
| Lincoln Andrews | 5     | 3/1     |

### Current Reached Base Streaks

| Player          | Games | Started |
|-----------------|-------|---------|
| Brett Graber    | 11    | 2/18    |
| Lincoln Andrews | 11    | 2/18    |
| Javon Mason     | 11    | 2/18    |
| Peyton Leeper   | 11    | 2/18    |
| Tyler Wilber    | 9     | 2/20    |
| Andrew Keck     | 8     | 2/26    |
| Joel Vaske      | 5     | 3/1     |

### Career Multiple-Hit Games

| Player          | 2  | 3  | 4 | 5+ | Total |
|-----------------|----|----|---|----|-------|
| Tyler Wilber    | 37 | 16 | 6 | -  | 59    |
| Andrew Keck     | 31 | 8  | 2 | -  | 43    |
| Jevon Mason     | 12 | 8  | - | -  | 20    |
| Lincoln Andrews | 11 | 1  | 1 | -  | 13    |
| Peyton Leeper   | 10 | -  | - | -  | 10    |
| Danny Sperling  | 5  | -  | - | -  | 5     |
| Ty Stauss       | 2  | -  | - | -  | 2     |
| Brett Graber    | 2  | 1  | - | -  | 3     |
| Joel Vaske      | 2  | -  | - | -  | 2     |

### Career Multiple-RBI Games

| Player          | 2  | 3 | 4 | 5+ | Total |
|-----------------|----|---|---|----|-------|
| Tyler Wilber    | 15 | 8 | 1 | 3  | 27    |
| Andrew Keck     | 16 | 6 | - | -  | 22    |
| Lincoln Andrews | 7  | 2 | - | -  | 9     |
| Jevon Mason     | 5  | 2 | - | -  | 7     |
| Danny Sperling  | -  | - | 1 | -  | 1     |
| Ty Stauss       | 1  | - | - | -  | 1     |
| Joel Vaske      | -  | 2 | - | -  | 2     |
| Brett Graber    | 1  | 2 | - | -  | 3     |

## 1 Jevon Mason

### 2022 Season-Highs

|                   |  |
|-------------------|--|
| At-Bats.....      | 5, 5x, last at Arkansas State (3/8/22) |
| Runs.....         | 4, at Arkansas State (3/8/22)          |
| Hits.....         | 3, 2x last vs. Saint Louis (3/1/22)    |
| Doubles.....      | -                                      |
| Triples.....      | 2, at Dallas Baptist (2/18/22)         |
| Home Runs.....    | 1, 4x, last at Arkansas State (3/8/22) |
| RBI.....          | 2, 4x last vs. Bradley (3/5/22)        |
| Stolen Bases..... | 1, 4x last at Arkansas State (3/8/22)  |

### Career-Highs

|                   |  |
|-------------------|--|
| At-Bats.....      | 6, at UT Martin (4/13/21)              |
| Runs.....         | 4, at Arkansas State (3/8/22)          |
| Hits.....         | 3, 9x, last vs. Saint Louis (3/1/22)   |
| Doubles.....      | 2, 2x, last vs. Murray State (5/30/21) |
| Triples.....      | 2, at Dallas Baptist (2/18/22)         |
| Home Runs.....    | 1, 6x, last at Arkansas State (3/8/22) |
| RBI.....          | 3, 2x, last vs. Murray State (5/28/21) |
| Stolen Bases..... | 2, 2x last vs. Saint Louis (3/1/22)    |

## 2 Cole Warehime

### 2022 Season/Career-Highs

|                   |   |
|-------------------|---|
| At-Bats.....      | - |
| Runs.....         | - |
| Hits.....         | - |
| Doubles.....      | - |
| Triples.....      | - |
| Home Runs.....    | - |
| RBI.....          | - |
| Stolen Bases..... | - |

## 5 Danny Sperling

### 2022 Season-Highs

|                   |  |
|-------------------|--|
| At-Bats.....      | 4, 2x, last vs. Bradley (3/4/22)       |
| Runs.....         | 1, 5x, last at Arkansas State (3/8/22) |
| Hits.....         | 2, vs. Bellarmine (2/27/22)            |
| Doubles.....      | 1, vs. Bellarmine (2/27/22)            |
| Triples.....      | -                                      |
| Home Runs.....    | -                                      |
| RBI.....          | 4, vs. Bellarmine (2/27/22)            |
| Stolen Bases..... | 1, at Arkansas State (3/8/22)          |

### Career-Highs

|                   |  |
|-------------------|--|
| At-Bats.....      | 4, 8x, last vs. Bradley (3/4/22)       |
| Runs.....         | 2, at Lipscomb (5/15/21)               |
| Hits.....         | 2, 6x, last vs. Bellarmine (2/27/22)   |
| Doubles.....      | 1, 2x, last vs. Bellarmine (3/8/22)    |
| Triples.....      | -                                      |
| Home Runs.....    | 1, vs. Murray State (5/30/21)          |
| RBI.....          | 4, vs. Bellarmine (2/27/22)            |
| Stolen Bases..... | 1, 2x, last at Arkansas State (3/8/22) |

## 7 Kyle Miller

### 2022 Season-Highs

|                      |  |
|----------------------|--|
| Innings Pitched..... | 6.0, at Dallas Baptist (2/18/22)       |
| Fewest Hits.....     | 0, 2x, last at Arkansas State (3/8/22) |
| Most Hits.....       | 3, at Dallas Baptist (2/18/22)         |
| Fewest Runs.....     | 0, 4x, last at Arkansas State (3/8/22) |
| Most Runs.....       | -                                      |
| Fewest Walks.....    | 0, 2x, last at Arkansas State (3/8/22) |
| Strikeouts.....      | 4, 2x last vs. Bellarmine (2/26/22)    |

### Career-Highs

|                      |  |
|----------------------|--|
| Innings Pitched..... | 9.0, vs. Murray State (5/30/21)          |
| Fewest Hits.....     | 0, 5x, last at Arkansas State (3/8/22)   |
| Most Hits.....       | 9, vs. Austin Peay (3/20/21)             |
| Fewest Runs.....     | 0, 11x, last at Arkansas State (3/8/22)  |
| Most Runs.....       | 5, vs. Austin Peay (3/20/21)             |
| Fewest Walks.....    | 0, 13x, last vs. Arkansas State (3/8/22) |
| Strikeouts.....      | 10, vs. Murray State (5/30/21)           |

## 8 Ty Stauss

### 2022 Season-Highs

|                   |                                  |
|-------------------|----------------------------------|
| At-Bats.....      | 5, vs. Bellarmine (2/26/22)      |
| Runs.....         | 1, 3x, last vs. Bradley (3/5/22) |
| Hits.....         | 1, 3x, last vs. Bradley (3/5/22) |
| Doubles.....      | -                                |
| Triples.....      | -                                |
| Home Runs.....    | 1, 2x, last vs. Bradley (3/5/22) |
| RBI.....          | 1, 2x, last vs. Bradley (3/5/22) |
| Stolen Bases..... | -                                |

### Career-Highs

|                   |   |
|-------------------|---|
| At-Bats.....      | 5, at SIU Edwardsville (3/13/21)        |
| Runs.....         | 2, 2x, last at UT Martin (4/13/21)      |
| Hits.....         | 2, 2x, last vs. Illinois State (3/7/21) |
| Doubles.....      | 1, 3x, last at UT Martin (4/19/21)      |
| Triples.....      | -                                       |
| Home Runs.....    | 1, vs. Bradley (3/5/22)                 |
| RBI.....          | 2, at Arkansas (2/29/21)                |
| Stolen Bases..... | 1, 3x, last vs. Austin Peay (3/19/21)   |

## 9 Tyler Wilber

### 2022 Season-Highs

|                   |                                      |
|-------------------|--------------------------------------|
| At-Bats.....      | 6, 2x, last vs. Bradley (3/4/22)     |
| Runs.....         | 3, vs. Bradley (3/4/22)              |
| Hits.....         | 3, 2x, last vs. Bradley (3/4/22)     |
| Doubles.....      | 1, 2x, last vs. Bellarmine (2/26/22) |
| Triples.....      | -                                    |
| Home Runs.....    | 1, 4x last vs. Bradley (3/5/22)      |
| RBI.....          | 4, vs. Bellarmine (2/26/22)          |
| Stolen Bases..... | -                                    |

### Career-Highs

|                   |  |
|-------------------|--|
| At-Bats.....      | 6, 6x, last vs. Bradley (3/4/22)         |
| Runs.....         | 3, 6x, last vs. Bradley (3/4/22)         |
| Hits.....         | 4, 6x, last at Austin Peay (4/28/21)     |
| Doubles.....      | 2, 4x, last at Murray State (4/9/21)     |
| Triples.....      | 1, 5x, last vs. Tennessee Tech (4/17/21) |
| Home Runs.....    | 1, 15x, last vs. Bradley (3/5/22)        |
| RBI.....          | 6, at UT Martin (3/6/20)                 |
| Stolen Bases..... | 1, 8x, last at Austin Peay (4/28/21)     |

## 10 Lincoln Andrews

### 2022 Season-Highs

|                   |  |
|-------------------|--|
| At-Bats.....      | 6, at Dallas Baptist (2/18/22)         |
| Runs.....         | 2, 3x, last vs. Bradley (3/5/22)       |
| Hits.....         | 2, 5x, last vs. Bradley (3/5/22)       |
| Doubles.....      | 1, 3x, last at Arkansas State (3/8/22) |
| Triples.....      | -                                      |
| Home Runs.....    | 1, at Dallas Baptist (2/20/22)         |
| RBI.....          | 3, vs. Bradley (3/5/22)                |
| Stolen Bases..... | -                                      |

### Career-Highs

|                   |  |
|-------------------|--|
| At-Bats.....      | 6, at Dallas Baptist (2/18/22)           |
| Runs.....         | 2, 6x, last vs. Bradley (3/5/22)         |
| Hits.....         | 4, at Austin Peay (4/28/21)              |
| Doubles.....      | 1, 11x, last vs. Arkansas State (3/8/22) |
| Triples.....      | 1, at UT Martin (3/7/20)                 |
| Home Runs.....    | 1, 4x, last at Dallas Baptist (2/20/22)  |
| RBI.....          | 3, 2x, last vs. Bradley (3/5/21)         |
| Stolen Bases..... | -  |

## 11 Ben Palmer

### 2022 Season/Career-Highs

|                   |  |
|-------------------|--|
| At-Bats.....      | 5, 2x, last at Arkansas State (3/8/22) |
| Runs.....         | 2, 2x, last vs. Bradley (3/4/22)       |
| Hits.....         | 1, 4x, last at Arkansas State (3/8/22) |
| Doubles.....      | 1, at Arkansas State (3/8/22)          |
| Triples.....      | -                                      |
| Home Runs.....    | -                                      |
| RBI.....          | 1, 3x, last at Arkansas State (3/8/22) |
| Stolen Bases..... | 1, 2x, last vs. Bradley (3/5/22)       |



# SOUTHEAST MISSOURI BASEBALL NOTES

## VALPARAISO SERIES // MAR. 11-13

### 12 Andrew Keck

2022 Season-Highs

At-Bats.....6, 2x, last at Arkansas State (3/8/22)  
Runs.....4, vs. Saint Louis (3/1/22)  
Hits.....4, vs. Saint Louis (3/1/22)  
Doubles.....2, at Arkansas State (3/8/22)  
Triples.....  
Home Runs.....1, 3x last vs. Saint Louis (3-1/22)  
RBI.....7, vs. Saint Louis (3/1/22)  
Stolen Bases.....2, vs. Saint Louis (2/18/22)

Career-Highs

At-Bats.....6, 4x, last at Arkansas State (3/8/22)  
Runs.....4, vs. Saint Louis (3/1/22)  
Hits.....4, 3x, last vs. Saint Louis (3/1/22)  
Doubles.....2, 2x, last vs. Eastern Kentucky (5/8/21)  
Triples.....1, 2x, last vs. Tennessee Tech (4/17/21)  
Home Runs.....2, at Austin Peay (4/28/21)  
RBI.....3, 5x, last at Austin Peay (4/28/21)  
Stolen Bases.....2, 7x, last vs. Saint Louis (3/1/22)

### 14 Peyton Leeper

2022 Season-Highs

At-Bats.....5, 2x, last vs. Bradley (3/4/22)  
Runs.....3, 2x, last at Arkansas State (3/8/22)  
Hits.....2, 3x, last vs. Bradley (3/5/22)  
Doubles.....1, 3x, last vs. Bradley (3/5/22)  
Triples.....  
Home Runs.....1, 2x, last at Arkansas State (3/8/22)  
RBI.....3, vs. Bellarmine (2/27/22)  
Stolen Bases.....

Career-Highs

At-Bats.....5, 7x, last vs. Bradley (3/4/22)  
Runs.....3, 3x, last at Arkansas State (3/8/22)  
Hits.....2, 9x, last vs. Bradley (3/5/22)  
Doubles.....1, 11x, last vs. Bradley (3/5/22)  
Triples.....1, 4x, last vs. Eastern Kentucky (5/8/21)  
Home Runs.....1, 2x, last at Arkansas State (3/8/22)  
RBI.....3, vs. Bellarmine (2/27/22)  
Stolen Bases.....1, 6x, last vs. Murray State (5/30/21)

### 15 Joseph Karall

2022 Season-Highs

Innings Pitched.....  
Fewest Hits.....  
Most Hits.....  
Fewest Runs.....  
Most Runs.....  
Fewest Walks.....  
Strikeouts.....

Career-Highs

Innings Pitched.....10, at Arkansas (2/27/21)  
Fewest Hits.....0, at Arkansas (2/26/21)  
Most Hits.....3, vs. Southern Illinois (3/24/21)  
Fewest Runs.....0, 2x, last at Arkansas (2/27/21)  
Most Runs.....7, vs. Southern Illinois (3/24/21)  
Fewest Walks.....0, 2x, last at Arkansas (3/27/21)  
Strikeouts.....1, at Arkansas (2/27/21)

### 16 Wyatt Grant

2022 Season/Career-Highs

At-Bats.....2, vs. Bellarmine (2/27/22)  
Runs.....1, vs. Bellarmine (2/27/22)  
Hits.....  
Doubles.....  
Triples.....  
Home Runs.....  
RBI.....  
Stolen Bases.....

### 17 Josh Cameron

2022 Season/Career-Highs

At-Bats.....  
Runs.....  
Hits.....  
Doubles.....  
Triples.....  
Home Runs.....  
RBI.....  
Stolen Bases.....

### 18 Noah Niznik

2022 Season-Highs

Innings Pitched.....6.0, vs. Bellarmine (2/27/22)  
Fewest Hits.....5, vs. Bellarmine (2/27/22)  
Most Hits.....6, 2x, last vs. Bradley (3/5/22)  
Fewest Runs.....1, vs. Bellarmine (2/27/22)  
Most Runs.....5, vs. Bradley (3/5/22)  
Fewest Walks.....1, vs. Bellarmine (2/27/22)  
Strikeouts.....5, vs. Bradley (3/5/22)

Career-Highs

Innings Pitched.....7.0, 4x, last vs. Austin Peay (3/20/21)  
Fewest Hits.....2, vs. Purdue Fort Wayne (3/2/19)  
Most Hits.....8, 4x, last at Murray State (4/9/21)  
Fewest Runs.....0, 4x, last vs. Ohio (2/29/20)  
Most Runs.....7, 3x, last vs. Jacksonville State (4/3/21)  
Fewest Walks.....0, 6x, last vs. Illinois State (3/6/21)  
Strikeouts.....7, 2x, last vs. UT Martin (3/10/19)

### 19 Spencer Parker

2022 Season/Career-Highs

At-Bats.....1, 4x, last at Arkansas State (3/8/22)  
Runs.....1, at Arkansas State (3/8/22)  
Hits.....1, 2x last at Arkansas State (3/8/22)  
Doubles.....  
Triples.....  
Home Runs.....  
RBI.....  
Stolen Bases.....

### 20 Jason Rackers

2022 Season/Career-Highs

Innings Pitched.....5.2, at Dallas Baptist (2/19/22)  
Fewest Hits.....3, at Dallas Baptist (2/19/22)  
Most Hits.....6, vs. Bradley (3/5/22)  
Fewest Runs.....1, vs. Bellarmine (2/26/22)  
Most Runs.....7, vs. Bradley (3/5/22)  
Fewest Walks.....0, at Dallas Baptist (2/19/22)  
Strikeouts.....6, 2x, last vs. Bradley (3/5/22)

### 21 Joel Vaske

2022 Season/Career-Highs

At-Bats.....5, 3x last vs. Bradley (3/5/22)  
Runs.....1, 6x, last at Arkansas State (3/8/22)  
Hits.....2, 2x, last vs. Bradley (3/1/22)  
Doubles.....1, at Dallas Baptist (2/20/22)  
Triples.....  
Home Runs.....1, 3x, last vs. Bradley (3/5/22)  
RBI.....3, 2x, last vs. Bradley (3/5/22)  
Stolen Bases.....1, 2x, last at Arkansas State (3/8/22)

### 22 Jeb Callaghan

2022 Season-Highs

Innings Pitched.....  
Fewest Hits.....  
Most Hits.....  
Fewest Runs.....  
Most Runs.....  
Fewest Walks.....  
Strikeouts.....

Career-Highs

Innings Pitched.....  
Fewest Hits.....

Most Hits.....  
Fewest Runs.....  
Most Runs.....  
Fewest Walks.....  
Strikeouts.....

### 23 Brett Graber

2022 Season-Highs

At-Bats.....6, at Arkansas State (3/8/22)  
Runs.....1, 6x, last vs. Bradley (3/5/22)  
Hits.....3, vs. Bradley (3/4/22)  
Doubles.....2, vs. Bradley (3/4/22)  
Triples.....  
Home Runs.....1, 2x, last vs. Bradley (3/5/22)  
RBI.....3, 2x, last vs. Bradley (3/5/22)  
Stolen Bases.....1, 2x, last at Dallas Baptist (2/19/22)

Career-Highs

At-Bats.....6, at Arkansas State (3/8/22)  
Runs.....1, 14x, last vs. Bradley (3/5/22)  
Hits.....3, vs. Bradley (3/4/22)  
Doubles.....2, vs. Bradley (3/4/22)  
Triples.....  
Home Runs.....1, 2x, last vs. Bradley (3/5/22)  
RBI.....3, 2x, last vs. Bradley (3/5/22)  
Stolen Bases.....1, 2x, last at Dallas Baptist (2/19/22)

### 24 Fischer Rausch

2022 Season-Highs

Innings Pitched.....0.2, at Dallas Baptist (2/20/22)  
Fewest Hits.....0, at Dallas Baptist (2/20/22)  
Most Hits.....  
Fewest Runs.....0, at Dallas Baptist (2/20/22)  
Most Runs.....1, vs. Saint Louis (3/1/22)  
Fewest Walks.....2, at Dallas Baptist (2/20/22)  
Strikeouts.....1, at Dallas Baptist (2/20/22)

Career-Highs

Innings Pitched.....2.0, 3x, last at Belmont (4/30/21)  
Fewest Hits.....0, 3x, last at Lipscomb (5/15/21)  
Most Hits.....2, at Eastern Illinois (3/27/21)  
Fewest Runs.....0, 9x, last vs. Southern Mississippi (6/5/21)  
Most Runs.....2, 2x, last vs. Murray State (5/29/21)  
Fewest Walks.....0, 8x, last vs. Southern Mississippi (6/5/21)  
Strikeouts.....5, vs. Illinois State (3/6/21)

### 25 Ethan Osborne

2022 Season/Career-Highs

Innings Pitched.....1.0, 2x, last at Arkansas State (3/8/22)  
Fewest Hits.....0, vs. Saint Louis (3/1/22)  
Most Hits.....1, at Arkansas State (3/8/22)  
Fewest Runs.....0, 3x, last at Arkansas State (3/8/22)  
Most Runs.....  
Fewest Walks.....0, 3x, last at Arkansas State (3/8/22)  
Strikeouts.....2, vs. Saint Louis (3/1/22)

### 26 Collin Wilma

2022 Season-Highs

Innings Pitched.....  
Fewest Hits.....  
Most Hits.....  
Fewest Runs.....  
Most Runs.....  
Fewest Walks.....  
Strikeouts.....

Career-Highs

Innings Pitched.....7.1, vs. Ohio (2/29/20)  
Fewest Hits.....1, 3x, last at Belmont (5/1/21)  
Most Hits.....9, at UT Martin (3/8/20)  
Fewest Runs.....0, 2x, last at Belmont (5/1/21)  
Most Runs.....7, at UT Martin (3/8/20)  
Fewest Walks.....0, 3x, last at Eastern Illinois (3/27/21)  
Strikeouts.....6, 2x, last at Murray State (4/10/21)

# SOUTHEAST MISSOURI BASEBALL NOTES

## VALPARAISO SERIES // MAR. 11-13



### 27 Austin Williams

| 2022 Season-Highs    |  |
|----------------------|--|
| Innings Pitched..... | 3.1, at Arkansas State (3/8/22)        |
| Fewest Hits.....     | 1, 2x last at Arkansas State (3/8/22)  |
| Most Hits.....       | 7, Bellarmine (2/26/22)                |
| Fewest Runs.....     | 0, 2x last at Arkansas State (3/8/22)  |
| Most Runs.....       | 5, vs. Bellarmine (2/27/22)            |
| Fewest Walks.....    | 0, 3x, last at Arkansas State (3/8/22) |
| Strikeouts.....      | 4, at Arkansas State (3/8/22)          |

| Career-Highs         |   |
|----------------------|---|
| Innings Pitched..... | 3.2, 2x, last at Belmont (5/1/21)       |
| Fewest Hits.....     | 0, at Saint Louis (3/16/21)             |
| Most Hits.....       | 7, vs. Southern Mississippi (6/5/21)    |
| Fewest Runs.....     | 0, 11x, last at Arkansas State (3/8/22) |
| Most Runs.....       | 6, vs. Southern Mississippi (6/5/21)    |
| Fewest Walks.....    | 0, 17x, last at Arkansas State (3/8/22) |
| Strikeouts.....      | 4, 4x, last at Arkansas State (3/8/22)  |

### 28 Anthony Klein

| 2022 Season/Career-Highs |                                     |
|--------------------------|-------------------------------------|
| Innings Pitched.....     | 2.0, Bellarmine (2/27/22)           |
| Fewest Hits.....         | 0, vs. Bellarmine (2/27/22)         |
| Most Hits.....           | 0, vs. Bellarmine (2/27/22)         |
| Fewest Runs.....         | 0, vs. Bellarmine (2/27/22)         |
| Most Runs.....           | 1, 2x last vs. Bradley (3/4/22)     |
| Fewest Walks.....        | 0, 2x last vs. Bellarmine (2/27/22) |
| Strikeouts.....          | 4, vs. Bellarmine (2/27/22)         |

### 30 Tommy Windt

| 2022 Season/Career-Highs |                                      |
|--------------------------|--------------------------------------|
| Innings Pitched.....     | 3.2, vs. Bradley (3/5/22)            |
| Fewest Hits.....         | 0, vs. Bradley (3/5/22)              |
| Most Hits.....           | 3, at Dallas Baptist (2/20/22)       |
| Fewest Runs.....         | 0, 2x, last vs. Bradley (3/5/22)     |
| Most Runs.....           | 4, at Dallas Baptist (2/20/22)       |
| Fewest Walks.....        | 0, 2x, last vs. Saint Louis (3/1/22) |
| Strikeouts.....          | 5, vs. Bellarmine (2/20/22)          |

### 31 Blake Cisneros

| 2022 Season-Highs    |  |
|----------------------|--|
| Innings Pitched..... | 1.0, 4x, last at Arkansas State (3/8/22) |
| Fewest Hits.....     | 0, 3x, last vs. Bradley (3/5/22)         |
| Most Hits.....       | 3, at Arkansas State (3/8/22)            |
| Fewest Runs.....     | 0, 4x, last vs. Bradley (3/5/22)         |
| Most Runs.....       | 1, 2x, last at Arkansas State (3/8/22)   |
| Fewest Walks.....    | 0, 4x, last vs. Arkansas State (3/8/22)  |
| Strikeouts.....      | 3, vs. Bradley (3/5/22)                  |

| Career-Highs         |   |
|----------------------|---|
| Innings Pitched..... | 3.0, 2x, last vs. Austin Peay (3/24/19) |
| Fewest Hits.....     | 0, 22x, last vs. Bradley (3/5/22)       |
| Most Hits.....       | 6, vs. Purdue Fort Wayne (3/1/19)       |
| Fewest Runs.....     | 0, 26x, last vs. Bradley (3/5/22)       |
| Most Runs.....       | 3, 5x, last at Murray State (4/10/21)   |
| Fewest Walks.....    | 0, 32x, last at Arkansas State (3/8/22) |
| Strikeouts.....      | 5, vs. McKendree (4/23/19)              |

### 32 Connery O'Donnell

| 2022 Season-Highs    |   |
|----------------------|---|
| Innings Pitched..... | - |
| Fewest Hits.....     | - |
| Most Hits.....       | - |
| Fewest Runs.....     | - |
| Most Runs.....       | - |
| Fewest Walks.....    | - |
| Strikeouts.....      | - |

| Career-Highs         |   |
|----------------------|---|
| Innings Pitched..... | 11, 2x, last at Arkansas (2/28/21)          |
| Fewest Hits.....     | 0, 2x, last vs. Southern Illinois (3/24/21) |
| Most Hits.....       | 2, at Arkansas (2/28/21)                    |
| Fewest Runs.....     | 0, vs. Southern Illinois (3/24/21)          |
| Most Runs.....       | 2, at Arkansas (2/28/21)                    |
| Fewest Walks.....    | 1, 2x, last vs. Southern Illinois (3/24/21) |
| Strikeouts.....      | 1, 2x, last vs. Southern Illinois (3/24/21) |

### 33 Bryce Grossius

| 2022 Season-Highs    |  |
|----------------------|--|
| Innings Pitched..... | 4.0, vs. Bellarmine (2/26/22)          |
| Fewest Hits.....     | 4, at Arkansas State (3/8/22)          |
| Most Hits.....       | 7, vs. Bellarmine (2/26/22)            |
| Fewest Runs.....     | 2, vs. Bradley (3/4/22)                |
| Most Runs.....       | 6, vs. Bellarmine (2/26/22)            |
| Fewest Walks.....    | 1, 2x, last at Arkansas State (3/8/22) |
| Strikeouts.....      | 6, at Dallas Baptist (2/18/22)         |

| Career-Highs         |  |
|----------------------|--|
| Innings Pitched..... | 6.0, vs. Eastern Kentucky (5/7/21)         |
| Fewest Hits.....     | 0, 10x, last at Arkansas State (3/3/20)    |
| Most Hits.....       | 9, vs. Murray State (5/28/21)              |
| Fewest Runs.....     | 0, 13x, last vs. Eastern Kentucky (5/7/21) |
| Most Runs.....       | 7, vs. Illinois State (3/6/21)             |
| Fewest Walks.....    | 0, 15x, last vs. UT Martin (5/21/21)       |
| Strikeouts.....      | 7, vs. UT Martin (5/21/21)                 |

### 34 Alex Esker

| 2022 Season/Career-Highs |                             |
|--------------------------|-----------------------------|
| Innings Pitched.....     | 1.0 Innings Pitched         |
| Fewest Hits.....         | 0 vs. Saint Louis (3/1/22)  |
| Most Hits.....           | 0, vs. Saint Louis (3/1/22) |
| Fewest Runs.....         | 0, vs. Saint Louis (3/1/22) |
| Most Runs.....           | 0, vs. Saint Louis (3/1/22) |
| Fewest Walks.....        | 1, vs. Saint Louis (3/1/22) |
| Strikeouts.....          | -                           |

### 35 Ryan Malzahn

| 2022 Season/Career-Highs |                                  |
|--------------------------|----------------------------------|
| At-Bats.....             | 4, at Dallas Baptist (2/19/22)   |
| Runs.....                | 1, 2x, last vs. Bradley (3/4/22) |
| Hits.....                | 1, at Dallas Baptist (2/19/22)   |
| Doubles.....             | 1, at Dallas Baptist (2/19/22)   |
| Triples.....             | -                                |
| Home Runs.....           | -                                |
| RBI.....                 | 1, at Dallas Baptist (2/19/22)   |
| Stolen Bases.....        | -                                |

### 36 Weston Brockhouse

| 2022 Season/Career-Highs |   |
|--------------------------|---|
| Innings Pitched.....     | - |
| Fewest Hits.....         | - |
| Most Hits.....           | - |
| Fewest Runs.....         | - |
| Most Runs.....           | - |
| Fewest Walks.....        | - |
| Strikeouts.....          | - |

### 37 Hunter Ralls

| 2022 Season-Highs    |                               |
|----------------------|-------------------------------|
| Innings Pitched..... | 5.0, vs. Bradley (3/4/22)     |
| Fewest Hits.....     | 2, vs. Bellarmine (2/27/22)   |
| Most Hits.....       | 6, vs. Bradley (3/4/22)       |
| Fewest Runs.....     | 1, vs. Bellarmine (2/27/22)   |
| Most Runs.....       | 4, vs. Bradley (3/4/22)       |
| Fewest Walks.....    | 0, at Dalls Baptist (2/18/22) |
| Strikeouts.....      | 5, vs. Bradley (3/4/22)       |

| Career-Highs         |   |
|----------------------|---|
| Innings Pitched..... | 5.0, 2x, last vs. Bradley (3/4/22)      |
| Fewest Hits.....     | 0, 2x, last at Saint Louis (3/16/21)    |
| Most Hits.....       | 6, 2x, last vs. Bradley (3/4/22)        |
| Fewest Runs.....     | 0, 7x, last vs. UT Martin (5/21/21)     |
| Most Runs.....       | 6, at Arkansas (2/28/21)                |
| Fewest Walks.....    | 0, 7x, last at Dallas Baptist (2/18/22) |
| Strikeouts.....      | 5, 2x, last vs. Bradley (3/4/22)        |

### 38 Hayden Malenfant

| 2022 Season-Highs    |                                  |
|----------------------|----------------------------------|
| Innings Pitched..... | 0.2, at Dallas Baptist (2/20/22) |
| Fewest Hits.....     | 1, at Dallas Baptist (2/20/22)   |
| Most Hits.....       | 1, at Dallas Baptist (2/20/22)   |
| Fewest Runs.....     | 0, at Dallas Baptist (2/20/22)   |
| Most Runs.....       | -                                |
| Fewest Walks.....    | 2, at Dallas Baptist (2/20/22)   |
| Strikeouts.....      | -                                |

| Career-Highs         |   |
|----------------------|---|
| Innings Pitched..... | 2.1, 2x, last at Eastern Illinois (3/27/21) |
| Fewest Hits.....     | 0, 6x, last at UT Martin (4/13/21)          |
| Most Hits.....       | 4, 2x, last vs. Eastern Kentucky (5/8/21)   |
| Fewest Runs.....     | 0, 9x, last at Belmont (5/1/21)             |
| Most Runs.....       | 5, vs. Southern Illinois (3/24/21)          |
| Fewest Walks.....    | 0, 9x, last vs. UT Martin (5/21/21)         |
| Strikeouts.....      | 3, 2x, last at Austin Peay (4/28/21)        |

### 6 Jakob Lewis

| 2022 Season-Highs |   |
|-------------------|---|
| At-Bats.....      | - |
| Runs.....         | - |
| Hits.....         | - |
| Doubles.....      | - |
| Triples.....      | - |
| Home Runs.....    | - |
| RBI.....          | - |
| Stolen Bases..... | - |

### 44 Matt Perego

| 2022 Season-Highs    |                                |
|----------------------|--------------------------------|
| Innings Pitched..... | 2.0, vs. Saint Louis (3/1/22)  |
| Fewest Hits.....     | 2, vs. Saint Louis (3/1/22)    |
| Most Hits.....       | 5, at Dallas Baptist (2/20/22) |
| Fewest Runs.....     | 0, vs. Saint Louis (3/1/22)    |
| Most Runs.....       | 4, at Dallas Baptist (2/20/22) |
| Fewest Walks.....    | 0, vs. Saint Louis (3/1/22)    |
| Strikeouts.....      | 2, at Dallas Baptist (2/20/22) |

| Career-Highs         |   |
|----------------------|---|
| Innings Pitched..... | 2.0, vs. Saint Louis (3/1/22)           |
| Fewest Hits.....     | 0, 4x, last at Murray State (4/10/21)   |
| Most Hits.....       | 5, at Dallas Baptist (2/20/22)          |
| Fewest Runs.....     | 0, 9x, last vs. Saint Louis (3/1/22)    |
| Most Runs.....       | 4, at Dallas Baptist (2/20/22)          |
| Fewest Walks.....    | 0, 10x, last vs. Saint Louis (3/1/22)   |
| Strikeouts.....      | 2, 3x, last at Dallas Baptist (2/20/22) |

### 45 Tanner Mueller

| 2022 Season/Career-Highs |   |
|--------------------------|---|
| Innings Pitched.....     | - |
| Fewest Hits.....         | - |
| Most Hits.....           | - |
| Fewest Runs.....         | - |
| Most Runs.....           | - |
| Fewest Walks.....        | - |
| Strikeouts.....          | - |

### 55 Noah Stone

| 2022 Season/Career-Highs |   |
|--------------------------|---|
| Innings Pitched.....     | 1.0, vs. Saint Louis (3/1/22)           |
| Fewest Hits.....         | 1, vs. Saint Louis (3/1/22)             |
| Most Hits.....           | -                                       |
| Fewest Runs.....         | 2, vs. Saint Louis (3/1/22)             |
| Most Runs.....           | 2, vs. Saint Louis (3/1/22)             |
| Fewest Walks.....        | 0, 7x, last at Dallas Baptist (2/18/22) |
| Strikeouts.....          | 1, vs. Saint Louis (3/1/22)             |



## SOUTHEAST MISSOURI BASEBALL NOTES

### VALPARAISO SERIES // MAR. 11-13

#### Game-by-Game Starting Lineups

| Opponent          | P        | C      | 1B      | 2B       | 3B     | SS     | LF    | CF     | RF      | DH       |
|-------------------|----------|--------|---------|----------|--------|--------|-------|--------|---------|----------|
| Dallas Baptist    | Grossius | Keck   | Andrews | Palmer   | Leeper | Wilber | Mason | Graber | Vaske   | Stauss   |
| Dallas Baptist    | Niznik   | Keck   | Andrews | Palmer   | Leeper | Wilber | Mason | Graber | Malzahn | Stauss   |
| Dallas Baptist    | Williams | Keck   | Andrews | Palmer   | Leeper | Wilber | Mason | Graber | Vaske   | Sperling |
| Bellarmine        | Grossius | Keck   | Andrews | Palmer   | Leeper | Wilber | Mason | Graber | Vaske   | Stauss   |
| Bellarmine        | Niznik   | Keck   | Andrews | Sperling | Leeper | Wilber | Mason | Graber | Vaske   | Stauss   |
| Bellarmine        | Williams | Grant  | Andrews | Sperling | Leeper | Wilber | Mason | Graber | Malzahn | Keck     |
| Saint Louis       | Windt    | Keck   | Andrews | Palmer   | Leeper | Wilber | Mason | Graber | Vaske   | Sperling |
| Bradley           | Grossius | Keck   | Andrews | Palmer   | Leeper | Wilber | Mason | Graber | Vaske   | Sperling |
| Bradley           | Rackers  | Keck   | Andrews | Palmer   | Leeper | Wilber | Mason | Graber | Vaske   | Sperling |
| Bradley           | Niznik   | Stauss | Andrews | Sperling | Leeper | Wilber | Mason | Graber | Vaske   | Keck     |
| Arkansas State    | Grossius | Keck   | Andrews | Palmer   | Leeper | Wilber | Mason | Graber | Vaske   | Sperling |
| Valparaiso        |          |        |         |          |        |        |       |        |         |          |
| Valparaiso        |          |        |         |          |        |        |       |        |         |          |
| Valparaiso        |          |        |         |          |        |        |       |        |         |          |
| Indiana State     |          |        |         |          |        |        |       |        |         |          |
| Indiana State     |          |        |         |          |        |        |       |        |         |          |
| Missouri State    |          |        |         |          |        |        |       |        |         |          |
| Missouri State    |          |        |         |          |        |        |       |        |         |          |
| Missouri State    |          |        |         |          |        |        |       |        |         |          |
| SIU Edwardsville  |          |        |         |          |        |        |       |        |         |          |
| SIU Edwardsville  |          |        |         |          |        |        |       |        |         |          |
| SIU Edwardsville  |          |        |         |          |        |        |       |        |         |          |
| Saint Louis       |          |        |         |          |        |        |       |        |         |          |
| Austin Peay       |          |        |         |          |        |        |       |        |         |          |
| Austin Peay       |          |        |         |          |        |        |       |        |         |          |
| Austin Peay       |          |        |         |          |        |        |       |        |         |          |
| Arkansas State    |          |        |         |          |        |        |       |        |         |          |
| Murray State      |          |        |         |          |        |        |       |        |         |          |
| Murray State      |          |        |         |          |        |        |       |        |         |          |
| Murray State      |          |        |         |          |        |        |       |        |         |          |
| Southern Illinois |          |        |         |          |        |        |       |        |         |          |
| Tennessee Tech    |          |        |         |          |        |        |       |        |         |          |
| Tennessee Tech    |          |        |         |          |        |        |       |        |         |          |
| Tennessee Tech    |          |        |         |          |        |        |       |        |         |          |
| Ole Miss          |          |        |         |          |        |        |       |        |         |          |
| Morehead State    |          |        |         |          |        |        |       |        |         |          |
| Morehead State    |          |        |         |          |        |        |       |        |         |          |
| Morehead State    |          |        |         |          |        |        |       |        |         |          |
| Southern Illinois |          |        |         |          |        |        |       |        |         |          |
| Belmont           |          |        |         |          |        |        |       |        |         |          |
| Belmont           |          |        |         |          |        |        |       |        |         |          |
| Belmont           |          |        |         |          |        |        |       |        |         |          |
| Missouri          |          |        |         |          |        |        |       |        |         |          |
| Oklahoma State    |          |        |         |          |        |        |       |        |         |          |
| Oklahoma State    |          |        |         |          |        |        |       |        |         |          |
| Oklahoma State    |          |        |         |          |        |        |       |        |         |          |
| Missouri State    |          |        |         |          |        |        |       |        |         |          |
| UT Martin         |          |        |         |          |        |        |       |        |         |          |
| UT Martin         |          |        |         |          |        |        |       |        |         |          |
| UT Martin         |          |        |         |          |        |        |       |        |         |          |
| Eastern Illinois  |          |        |         |          |        |        |       |        |         |          |
| Eastern Illinois  |          |        |         |          |        |        |       |        |         |          |
| Eastern Illinois  |          |        |         |          |        |        |       |        |         |          |

# SOUTHEAST MISSOURI BASEBALL NOTES

## VALPARAISO SERIES // MAR. 11-13



### Game-by-Game Hitting

| Opponent                  | AB              | R         | H         | RBI       | 2B       | 3B       | HR       | BB        | IBB      | SB       | CS       | HBP      | SAC      | SF       | GDP      | K         | PQ        | A         | E        | Avg         |
|---------------------------|-----------------|-----------|-----------|-----------|----------|----------|----------|-----------|----------|----------|----------|----------|----------|----------|----------|-----------|-----------|-----------|----------|-------------|
| <b>Southeast Missouri</b> | <b>44</b>       | <b>7</b>  | <b>10</b> | <b>5</b>  | <b>1</b> | <b>2</b> | <b>0</b> | <b>10</b> | <b>0</b> | <b>2</b> | <b>0</b> | <b>0</b> | <b>3</b> | <b>0</b> | <b>0</b> | <b>19</b> | <b>36</b> | <b>10</b> | <b>3</b> | <b>.227</b> |
| Dallas Baptist            | 48              | 6         | 12        | 6         | 2        | 0        | 1        | 4         | 0        | 3        | 0        | 0        | 0        | 0        | 1        | 12        | 36        | 11        | 3        | .250        |
| <b>Southeast Missouri</b> | <b>38</b>       | <b>6</b>  | <b>10</b> | <b>6</b>  | <b>2</b> | <b>0</b> | <b>1</b> | <b>5</b>  | <b>0</b> | <b>1</b> | <b>0</b> | <b>0</b> | <b>0</b> | <b>0</b> | <b>1</b> | <b>12</b> | <b>30</b> | <b>8</b>  | <b>2</b> | <b>.244</b> |
| Dallas Baptist            | 39              | 5         | 10        | 4         | 1        | 0        | 2        | 3         | 0        | 0        | 1        | 0        | 1        | 0        | 0        | 11        | 30        | 11        | 0        | .253        |
| <b>Southeast Missouri</b> | <b>31</b>       | <b>5</b>  | <b>5</b>  | <b>4</b>  | <b>3</b> | <b>0</b> | <b>1</b> | <b>8</b>  | <b>0</b> | <b>1</b> | <b>1</b> | <b>1</b> | <b>0</b> | <b>0</b> | <b>1</b> | <b>14</b> | <b>24</b> | <b>9</b>  | <b>2</b> | <b>.221</b> |
| Dallas Baptist            | 37              | 13        | 14        | 13        | 3        | 1        | 4        | 9         | 1        | 7        | 1        | 0        | 0        | 1        | 0        | 10        | 27        | 7         | 1        | .290        |
| <b>Southeast Missouri</b> | <b>Canceled</b> | -         | -         | -         | -        | -        | -        | -         | -        | -        | -        | -        | -        | -        | -        | -         | -         | -         | -        | -           |
| Kentucky                  | -               | -         | -         | -         | -        | -        | -        | -         | -        | -        | -        | -        | -        | -        | -        | -         | -         | -         | -        | -           |
| <b>Southeast Missouri</b> | <b>41</b>       | <b>8</b>  | <b>11</b> | <b>8</b>  | <b>3</b> | <b>0</b> | <b>2</b> | <b>9</b>  | <b>1</b> | <b>1</b> | <b>0</b> | <b>0</b> | <b>0</b> | <b>0</b> | <b>0</b> | <b>10</b> | <b>33</b> | <b>18</b> | <b>1</b> | <b>.234</b> |
| Bellarmine                | 45              | 7         | 13        | 7         | 3        | 0        | 2        | 6         | 1        | 2        | 0        | 1        | 0        | 0        | 1        | 9         | 30        | 9         | 1        | .289        |
| <b>Southeast Missouri</b> | <b>30</b>       | <b>10</b> | <b>8</b>  | <b>10</b> | <b>2</b> | <b>0</b> | <b>2</b> | <b>11</b> | <b>0</b> | <b>0</b> | <b>2</b> | <b>1</b> | <b>0</b> | <b>1</b> | <b>1</b> | <b>6</b>  | <b>27</b> | <b>13</b> | <b>2</b> | <b>.239</b> |
| Bellarmine                | 34              | 2         | 7         | 2         | 1        | 0        | 0        | 4         | 0        | 1        | 0        | 1        | 0        | 0        | 2        | 3         | 24        | 5         | 3        | .206        |
| <b>Southeast Missouri</b> | <b>36</b>       | <b>12</b> | <b>11</b> | <b>12</b> | <b>3</b> | <b>0</b> | <b>2</b> | <b>7</b>  | <b>0</b> | <b>1</b> | <b>0</b> | <b>1</b> | <b>1</b> | <b>1</b> | <b>0</b> | <b>6</b>  | <b>27</b> | <b>10</b> | <b>1</b> | <b>.250</b> |
| Bellarmine                | 37              | 8         | 9         | 6         | 0        | 2        | 0        | 10        | 0        | 4        | 0        | 0        | 0        | 0        | 0        | 12        | 24        | 5         | 3        | .243        |
| <b>Southeast Missouri</b> | <b>33</b>       | <b>16</b> | <b>16</b> | <b>16</b> | <b>4</b> | <b>0</b> | <b>2</b> | <b>9</b>  | <b>0</b> | <b>3</b> | <b>0</b> | <b>1</b> | <b>0</b> | <b>0</b> | <b>2</b> | <b>4</b>  | <b>21</b> | <b>9</b>  | <b>1</b> | <b>.281</b> |
| Saint Louis               | 24              | 5         | 5         | 5         | 2        | 0        | 1        | 5         | 0        | 0        | 0        | 1        | 0        | 2        | 1        | 5         | 18        | 9         | 2        | .208        |
| <b>Southeast Missouri</b> | <b>38</b>       | <b>16</b> | <b>15</b> | <b>14</b> | <b>5</b> | <b>0</b> | <b>1</b> | <b>7</b>  | <b>0</b> | <b>3</b> | <b>0</b> | <b>3</b> | <b>0</b> | <b>2</b> | <b>0</b> | <b>9</b>  | <b>27</b> | <b>11</b> | <b>0</b> | <b>.296</b> |
| Bradley                   | 37              | 7         | 12        | 7         | 2        | 0        | 3        | 4         | 0        | 1        | 1        | 1        | 0        | 0        | 1        | 8         | 24        | 6         | 1        | .324        |
| <b>Southeast Missouri</b> | <b>30</b>       | <b>11</b> | <b>12</b> | <b>11</b> | <b>1</b> | <b>0</b> | <b>3</b> | <b>2</b>  | <b>0</b> | <b>0</b> | <b>0</b> | <b>0</b> | <b>0</b> | <b>0</b> | <b>0</b> | <b>5</b>  | <b>21</b> | <b>6</b>  | <b>0</b> | <b>.305</b> |
| Bradley                   | 35              | 5         | 6         | 5         | 3        | 0        | 1        | 4         | 0        | 0        | 0        | 0        | 0        | 0        | 0        | 12        | 24        | 3         | 2        | .171        |
| <b>Southeast Missouri</b> | <b>35</b>       | <b>12</b> | <b>9</b>  | <b>12</b> | <b>1</b> | <b>0</b> | <b>5</b> | <b>7</b>  | <b>0</b> | <b>2</b> | <b>0</b> | <b>1</b> | <b>0</b> | <b>0</b> | <b>0</b> | <b>12</b> | <b>27</b> | <b>7</b>  | <b>2</b> | <b>.301</b> |
| Bradley                   | 29              | 8         | 10        | 8         | 3        | 0        | 2        | 3         | 0        | 0        | 1        | 0        | 0        | 0        | 0        | 10        | 18        | 5         | 0        | .345        |
| <b>Southeast Missouri</b> | <b>40</b>       | <b>14</b> | <b>11</b> | <b>11</b> | <b>5</b> | <b>0</b> | <b>2</b> | <b>13</b> | <b>0</b> | <b>5</b> | <b>0</b> | <b>1</b> | <b>0</b> | <b>0</b> | <b>0</b> | <b>13</b> | <b>27</b> | <b>8</b>  | <b>1</b> | <b>.298</b> |
| Arkansas State            | 36              | 6         | 9         | 6         | 1        | 0        | 1        | 1         | 0        | 0        | 0        | 0        | 0        | 1        | 0        | 7         | 27        | 4         | 3        | .250        |
| <b>Southeast Missouri</b> |                 |           |           |           |          |          |          |           |          |          |          |          |          |          |          |           |           |           |          |             |
| Valparaiso                |                 |           |           |           |          |          |          |           |          |          |          |          |          |          |          |           |           |           |          |             |
| <b>Southeast Missouri</b> |                 |           |           |           |          |          |          |           |          |          |          |          |          |          |          |           |           |           |          |             |
| Valparaiso                |                 |           |           |           |          |          |          |           |          |          |          |          |          |          |          |           |           |           |          |             |
| <b>Southeast Missouri</b> |                 |           |           |           |          |          |          |           |          |          |          |          |          |          |          |           |           |           |          |             |
| Valparaiso                |                 |           |           |           |          |          |          |           |          |          |          |          |          |          |          |           |           |           |          |             |
| <b>Southeast Missouri</b> |                 |           |           |           |          |          |          |           |          |          |          |          |          |          |          |           |           |           |          |             |
| Indiana State             |                 |           |           |           |          |          |          |           |          |          |          |          |          |          |          |           |           |           |          |             |
| <b>Southeast Missouri</b> |                 |           |           |           |          |          |          |           |          |          |          |          |          |          |          |           |           |           |          |             |
| Indiana State             |                 |           |           |           |          |          |          |           |          |          |          |          |          |          |          |           |           |           |          |             |
| <b>Southeast Missouri</b> |                 |           |           |           |          |          |          |           |          |          |          |          |          |          |          |           |           |           |          |             |
| Missouri State            |                 |           |           |           |          |          |          |           |          |          |          |          |          |          |          |           |           |           |          |             |
| <b>Southeast Missouri</b> |                 |           |           |           |          |          |          |           |          |          |          |          |          |          |          |           |           |           |          |             |
| Missouri State            |                 |           |           |           |          |          |          |           |          |          |          |          |          |          |          |           |           |           |          |             |
| <b>Southeast Missouri</b> |                 |           |           |           |          |          |          |           |          |          |          |          |          |          |          |           |           |           |          |             |
| Missouri State            |                 |           |           |           |          |          |          |           |          |          |          |          |          |          |          |           |           |           |          |             |
| <b>Southeast Missouri</b> |                 |           |           |           |          |          |          |           |          |          |          |          |          |          |          |           |           |           |          |             |
| Missouri State            |                 |           |           |           |          |          |          |           |          |          |          |          |          |          |          |           |           |           |          |             |
| <b>Southeast Missouri</b> |                 |           |           |           |          |          |          |           |          |          |          |          |          |          |          |           |           |           |          |             |
| SIU Edwardsville          |                 |           |           |           |          |          |          |           |          |          |          |          |          |          |          |           |           |           |          |             |
| <b>Southeast Missouri</b> |                 |           |           |           |          |          |          |           |          |          |          |          |          |          |          |           |           |           |          |             |
| SIU Edwardsville          |                 |           |           |           |          |          |          |           |          |          |          |          |          |          |          |           |           |           |          |             |
| <b>Southeast Missouri</b> |                 |           |           |           |          |          |          |           |          |          |          |          |          |          |          |           |           |           |          |             |
| SIU Edwardsville          |                 |           |           |           |          |          |          |           |          |          |          |          |          |          |          |           |           |           |          |             |
| <b>Southeast Missouri</b> |                 |           |           |           |          |          |          |           |          |          |          |          |          |          |          |           |           |           |          |             |
| Saint Louis               |                 |           |           |           |          |          |          |           |          |          |          |          |          |          |          |           |           |           |          |             |
| <b>Southeast Missouri</b> |                 |           |           |           |          |          |          |           |          |          |          |          |          |          |          |           |           |           |          |             |
| Austin Peay               |                 |           |           |           |          |          |          |           |          |          |          |          |          |          |          |           |           |           |          |             |
| <b>Southeast Missouri</b> |                 |           |           |           |          |          |          |           |          |          |          |          |          |          |          |           |           |           |          |             |
| Austin Peay               |                 |           |           |           |          |          |          |           |          |          |          |          |          |          |          |           |           |           |          |             |
| <b>Southeast Missouri</b> |                 |           |           |           |          |          |          |           |          |          |          |          |          |          |          |           |           |           |          |             |
| Austin Peay               |                 |           |           |           |          |          |          |           |          |          |          |          |          |          |          |           |           |           |          |             |
| <b>Southeast Missouri</b> |                 |           |           |           |          |          |          |           |          |          |          |          |          |          |          |           |           |           |          |             |
| Arkansas State            |                 |           |           |           |          |          |          |           |          |          |          |          |          |          |          |           |           |           |          |             |
| <b>Southeast Missouri</b> |                 |           |           |           |          |          |          |           |          |          |          |          |          |          |          |           |           |           |          |             |
| Murray State              |                 |           |           |           |          |          |          |           |          |          |          |          |          |          |          |           |           |           |          |             |





# SOUTHEAST MISSOURI BASEBALL NOTES

## VALPARAISO SERIES // MAR. 11-13

### Game-by-Game Hitting

| Opponent                                       | AB | R | H | RBI | 2B | 3B | HR | BB | IBB | SB | CS | HBP | SAC | SF | GDP | K | PO | A | E | Avg |
|--|----|---|---|-----|----|----|----|----|-----|----|----|-----|-----|----|-----|---|----|---|---|-----|
| <b>Southeast Missouri</b><br>Murray State      |    |   |   |     |    |    |    |    |     |    |    |     |     |    |     |   |    |   |   |     |
| <b>Southeast Missouri</b><br>Murray State      |    |   |   |     |    |    |    |    |     |    |    |     |     |    |     |   |    |   |   |     |
| <b>Southeast Missouri</b><br>Southern Illinois |    |   |   |     |    |    |    |    |     |    |    |     |     |    |     |   |    |   |   |     |
| <b>Southeast Missouri</b><br>Tennessee Tech    |    |   |   |     |    |    |    |    |     |    |    |     |     |    |     |   |    |   |   |     |
| <b>Southeast Missouri</b><br>Tennessee Tech    |    |   |   |     |    |    |    |    |     |    |    |     |     |    |     |   |    |   |   |     |
| <b>Southeast Missouri</b><br>Tennessee Tech    |    |   |   |     |    |    |    |    |     |    |    |     |     |    |     |   |    |   |   |     |
| <b>Southeast Missouri</b><br>Ole Miss          |    |   |   |     |    |    |    |    |     |    |    |     |     |    |     |   |    |   |   |     |
| <b>Southeast Missouri</b><br>Morehead State    |    |   |   |     |    |    |    |    |     |    |    |     |     |    |     |   |    |   |   |     |
| <b>Southeast Missouri</b><br>Morehead State    |    |   |   |     |    |    |    |    |     |    |    |     |     |    |     |   |    |   |   |     |
| <b>Southeast Missouri</b><br>Morehead State    |    |   |   |     |    |    |    |    |     |    |    |     |     |    |     |   |    |   |   |     |
| <b>Southeast Missouri</b><br>Southern Illinois |    |   |   |     |    |    |    |    |     |    |    |     |     |    |     |   |    |   |   |     |
| <b>Southeast Missouri</b><br>Belmont           |    |   |   |     |    |    |    |    |     |    |    |     |     |    |     |   |    |   |   |     |
| <b>Southeast Missouri</b><br>Belmont           |    |   |   |     |    |    |    |    |     |    |    |     |     |    |     |   |    |   |   |     |
| <b>Southeast Missouri</b><br>Belmont           |    |   |   |     |    |    |    |    |     |    |    |     |     |    |     |   |    |   |   |     |
| <b>Southeast Missouri</b><br>Missouri          |    |   |   |     |    |    |    |    |     |    |    |     |     |    |     |   |    |   |   |     |
| <b>Southeast Missouri</b><br>Oklahoma State    |    |   |   |     |    |    |    |    |     |    |    |     |     |    |     |   |    |   |   |     |
| <b>Southeast Missouri</b><br>Oklahoma State    |    |   |   |     |    |    |    |    |     |    |    |     |     |    |     |   |    |   |   |     |
| <b>Southeast Missouri</b><br>Oklahoma State    |    |   |   |     |    |    |    |    |     |    |    |     |     |    |     |   |    |   |   |     |
| <b>Southeast Missouri</b><br>Missouri          |    |   |   |     |    |    |    |    |     |    |    |     |     |    |     |   |    |   |   |     |
| <b>Southeast Missouri</b><br>UT Martin         |    |   |   |     |    |    |    |    |     |    |    |     |     |    |     |   |    |   |   |     |
| <b>Southeast Missouri</b><br>UT Martin         |    |   |   |     |    |    |    |    |     |    |    |     |     |    |     |   |    |   |   |     |
| <b>Southeast Missouri</b><br>UT Martin         |    |   |   |     |    |    |    |    |     |    |    |     |     |    |     |   |    |   |   |     |
| <b>Southeast Missouri</b><br>Eastern Illinois  |    |   |   |     |    |    |    |    |     |    |    |     |     |    |     |   |    |   |   |     |
| <b>Southeast Missouri</b><br>Eastern Illinois  |    |   |   |     |    |    |    |    |     |    |    |     |     |    |     |   |    |   |   |     |
| <b>Southeast Missouri</b><br>Eastern Illinois  |    |   |   |     |    |    |    |    |     |    |    |     |     |    |     |   |    |   |   |     |

# SOUTHEAST MISSOURI BASEBALL NOTES

## VALPARAISO SERIES // MAR. 11-13



### Game-by-Game Pitching

| Opponent                  | IP              | H         | R         | ER        | BB        | SO        | 2B       | 3B       | HR       | WP       | BK       | HBP      | DP       | IBB      | Score       | W-L         | SV       | ERA         |
|---------------------------|-----------------|-----------|-----------|-----------|-----------|-----------|----------|----------|----------|----------|----------|----------|----------|----------|-------------|-------------|----------|-------------|
| <b>Southeast Missouri</b> | <b>12.0</b>     | <b>12</b> | <b>6</b>  | <b>5</b>  | <b>4</b>  | <b>12</b> | <b>2</b> | <b>0</b> | <b>1</b> | <b>3</b> | <b>2</b> | <b>0</b> | <b>1</b> | <b>0</b> | <b>7-6</b>  | <b>1-0</b>  | <b>0</b> | <b>3.75</b> |
| Dallas Baptist            | 12.0            | 10        | 7         | 5         | 10        | 19        | 1        | 2        | 0        | 2        | 0        | 0        | 0        | 0        | 6-7         | 0-1         | 0        | 3.75        |
| <b>Southeast Missouri</b> | <b>10.0</b>     | <b>10</b> | <b>5</b>  | <b>5</b>  | <b>3</b>  | <b>11</b> | <b>1</b> | <b>0</b> | <b>2</b> | <b>2</b> | <b>0</b> | <b>0</b> | <b>0</b> | <b>0</b> | <b>6-5</b>  | <b>2-0</b>  | <b>1</b> | <b>4.09</b> |
| Dallas Baptist            | 10.0            | 10        | 6         | 6         | 5         | 12        | 2        | 0        | 1        | 1        | 0        | 0        | 1        | 0        | 5-6         | 0-2         | 0        | 4.50        |
| <b>Southeast Missouri</b> | <b>8.0</b>      | <b>14</b> | <b>13</b> | <b>12</b> | <b>9</b>  | <b>10</b> | <b>3</b> | <b>1</b> | <b>4</b> | <b>0</b> | <b>0</b> | <b>0</b> | <b>0</b> | <b>1</b> | <b>5-13</b> | <b>2-1</b>  | <b>1</b> | <b>6.60</b> |
| Dallas Baptist            | 9.0             | 5         | 5         | 5         | 8         | 14        | 3        | 0        | 1        | 1        | 0        | 1        | 1        | 0        | 13-5        | 1-2         | 0        | 4.65        |
| <b>Southeast Missouri</b> | <b>Canceled</b> | -         | -         | -         | -         | -         | -        | -        | -        | -        | -        | -        | -        | -        | -           | -           | -        | -           |
| Kentucky                  | -               | -         | -         | -         | -         | -         | -        | -        | -        | -        | -        | -        | -        | -        | -           | -           | -        | -           |
| <b>Southeast Missouri</b> | <b>11.0</b>     | <b>13</b> | <b>7</b>  | <b>7</b>  | <b>6</b>  | <b>9</b>  | <b>3</b> | <b>0</b> | <b>2</b> | <b>1</b> | <b>0</b> | <b>1</b> | <b>1</b> | <b>1</b> | <b>8-7</b>  | <b>3-1</b>  | <b>1</b> | <b>6.37</b> |
| Bellarmine                | 10.0            | 11        | 8         | 6         | 9         | 10        | 3        | 0        | 3        | 2        | 0        | 0        | 0        | 1        | 7-8         | 1-5         | 0        | 5.40        |
| <b>Southeast Missouri</b> | <b>9.0</b>      | <b>7</b>  | <b>2</b>  | <b>1</b>  | <b>4</b>  | <b>3</b>  | <b>1</b> | <b>0</b> | <b>0</b> | <b>0</b> | <b>0</b> | <b>1</b> | <b>2</b> | <b>0</b> | <b>10-2</b> | <b>4-1</b>  | <b>1</b> | <b>5.40</b> |
| Bellarmine                | 8.0             | 8         | 10        | 7         | 11        | 6         | 2        | 0        | 2        | 0        | 0        | 1        | 0        | 0        | 2-10        | 1-6         | 0        | 7.88        |
| <b>Southeast Missouri</b> | <b>9.0</b>      | <b>9</b>  | <b>8</b>  | <b>8</b>  | <b>10</b> | <b>12</b> | <b>0</b> | <b>2</b> | <b>0</b> | <b>2</b> | <b>1</b> | <b>0</b> | <b>0</b> | <b>0</b> | <b>12-8</b> | <b>5-1</b>  | <b>1</b> | <b>5.80</b> |
| Bellarmine                | 8.0             | 11        | 12        | 11        | 7         | 6         | 3        | 0        | 2        | 2        | 0        | 1        | 0        | 0        | 8-12        | 1-7         | 0        | 12.38       |
| <b>Southeast Missouri</b> | <b>7.0</b>      | <b>5</b>  | <b>5</b>  | <b>4</b>  | <b>5</b>  | <b>5</b>  | <b>2</b> | <b>0</b> | <b>1</b> | <b>0</b> | <b>0</b> | <b>1</b> | <b>1</b> | <b>0</b> | <b>16-5</b> | <b>6-1</b>  | <b>1</b> | <b>5.73</b> |
| Saint Louis               | 6.0             | 16        | 16        | 14        | 9         | 4         | 4        | 0        | 2        | 4        | 0        | 1        | 2        | 0        | 5-16        | 1-5         | 0        | 21.00       |
| <b>Southeast Missouri</b> | <b>9.0</b>      | <b>12</b> | <b>7</b>  | <b>7</b>  | <b>4</b>  | <b>8</b>  | <b>2</b> | <b>0</b> | <b>3</b> | <b>2</b> | <b>0</b> | <b>1</b> | <b>1</b> | <b>0</b> | <b>16-7</b> | <b>7-1</b>  | <b>1</b> | <b>5.76</b> |
| Bradley                   | 8.0             | 15        | 16        | 15        | 7         | 9         | 5        | 0        | 1        | 3        | 0        | 3        | 0        | 0        | 7-16        | 3-4         | 0        | 16.88       |
| <b>Southeast Missouri</b> | <b>7.0</b>      | <b>10</b> | <b>8</b>  | <b>8</b>  | <b>3</b>  | <b>10</b> | <b>3</b> | <b>0</b> | <b>2</b> | <b>0</b> | <b>0</b> | <b>0</b> | <b>0</b> | <b>0</b> | <b>11-8</b> | <b>8-1</b>  | <b>2</b> | <b>6.15</b> |
| Bradley                   | 6.0             | 12        | 11        | 11        | 2         | 5         | 1        | 0        | 3        | 1        | 0        | 0        | 0        | 0        | 8-11        | 3-5         | 0        | 16.50       |
| <b>Southeast Missouri</b> | <b>9.0</b>      | <b>6</b>  | <b>5</b>  | <b>4</b>  | <b>4</b>  | <b>12</b> | <b>3</b> | <b>0</b> | <b>1</b> | <b>0</b> | <b>0</b> | <b>0</b> | <b>0</b> | <b>0</b> | <b>12-5</b> | <b>9-1</b>  | <b>2</b> | <b>5.93</b> |
| Bradley                   | 8.0             | 9         | 12        | 8         | 7         | 12        | 1        | 0        | 5        | 0        | 0        | 1        | 0        | 0        | 5-12        | 3-6         | 0        | 9.00        |
| <b>Southeast Missouri</b> | <b>9.0</b>      | <b>9</b>  | <b>6</b>  | <b>5</b>  | <b>1</b>  | <b>7</b>  | <b>1</b> | <b>0</b> | <b>1</b> | <b>3</b> | <b>0</b> | <b>0</b> | <b>0</b> | <b>0</b> | <b>14-6</b> | <b>10-1</b> | <b>2</b> | <b>5.85</b> |
| Arkansas State            | 9.0             | 11        | 14        | 10        | 13        | 13        | 5        | 0        | 2        | 2        | 0        | 1        | 0        | 0        | 6-14        | 4-6         | 0        | 10.00       |
| <b>Southeast Missouri</b> |                 |           |           |           |           |           |          |          |          |          |          |          |          |          |             |             |          |             |
| Valparaiso                |                 |           |           |           |           |           |          |          |          |          |          |          |          |          |             |             |          |             |
| <b>Southeast Missouri</b> |                 |           |           |           |           |           |          |          |          |          |          |          |          |          |             |             |          |             |
| Valparaiso                |                 |           |           |           |           |           |          |          |          |          |          |          |          |          |             |             |          |             |
| <b>Southeast Missouri</b> |                 |           |           |           |           |           |          |          |          |          |          |          |          |          |             |             |          |             |
| Valparaiso                |                 |           |           |           |           |           |          |          |          |          |          |          |          |          |             |             |          |             |
| <b>Southeast Missouri</b> |                 |           |           |           |           |           |          |          |          |          |          |          |          |          |             |             |          |             |
| Indiana State             |                 |           |           |           |           |           |          |          |          |          |          |          |          |          |             |             |          |             |
| <b>Southeast Missouri</b> |                 |           |           |           |           |           |          |          |          |          |          |          |          |          |             |             |          |             |
| Indiana State             |                 |           |           |           |           |           |          |          |          |          |          |          |          |          |             |             |          |             |
| <b>Southeast Missouri</b> |                 |           |           |           |           |           |          |          |          |          |          |          |          |          |             |             |          |             |
| Missouri State            |                 |           |           |           |           |           |          |          |          |          |          |          |          |          |             |             |          |             |
| <b>Southeast Missouri</b> |                 |           |           |           |           |           |          |          |          |          |          |          |          |          |             |             |          |             |
| Missouri State            |                 |           |           |           |           |           |          |          |          |          |          |          |          |          |             |             |          |             |
| <b>Southeast Missouri</b> |                 |           |           |           |           |           |          |          |          |          |          |          |          |          |             |             |          |             |
| Missouri State            |                 |           |           |           |           |           |          |          |          |          |          |          |          |          |             |             |          |             |
| <b>Southeast Missouri</b> |                 |           |           |           |           |           |          |          |          |          |          |          |          |          |             |             |          |             |
| Missouri State            |                 |           |           |           |           |           |          |          |          |          |          |          |          |          |             |             |          |             |
| <b>Southeast Missouri</b> |                 |           |           |           |           |           |          |          |          |          |          |          |          |          |             |             |          |             |
| SIU Edwardsville          |                 |           |           |           |           |           |          |          |          |          |          |          |          |          |             |             |          |             |
| <b>Southeast Missouri</b> |                 |           |           |           |           |           |          |          |          |          |          |          |          |          |             |             |          |             |
| SIU Edwardsville          |                 |           |           |           |           |           |          |          |          |          |          |          |          |          |             |             |          |             |
| <b>Southeast Missouri</b> |                 |           |           |           |           |           |          |          |          |          |          |          |          |          |             |             |          |             |
| SIU Edwardsville          |                 |           |           |           |           |           |          |          |          |          |          |          |          |          |             |             |          |             |
| <b>Southeast Missouri</b> |                 |           |           |           |           |           |          |          |          |          |          |          |          |          |             |             |          |             |
| Saint Louis               |                 |           |           |           |           |           |          |          |          |          |          |          |          |          |             |             |          |             |
| <b>Southeast Missouri</b> |                 |           |           |           |           |           |          |          |          |          |          |          |          |          |             |             |          |             |
| Austin Peay               |                 |           |           |           |           |           |          |          |          |          |          |          |          |          |             |             |          |             |
| <b>Southeast Missouri</b> |                 |           |           |           |           |           |          |          |          |          |          |          |          |          |             |             |          |             |
| Austin Peay               |                 |           |           |           |           |           |          |          |          |          |          |          |          |          |             |             |          |             |
| <b>Southeast Missouri</b> |                 |           |           |           |           |           |          |          |          |          |          |          |          |          |             |             |          |             |
| Austin Peay               |                 |           |           |           |           |           |          |          |          |          |          |          |          |          |             |             |          |             |
| <b>Southeast Missouri</b> |                 |           |           |           |           |           |          |          |          |          |          |          |          |          |             |             |          |             |
| Arkansas State            |                 |           |           |           |           |           |          |          |          |          |          |          |          |          |             |             |          |             |
| <b>Southeast Missouri</b> |                 |           |           |           |           |           |          |          |          |          |          |          |          |          |             |             |          |             |
| Murray State              |                 |           |           |           |           |           |          |          |          |          |          |          |          |          |             |             |          |             |



# SOUTHEAST MISSOURI BASEBALL NOTES

## VALPARAISO SERIES // MAR. 11-13

### Game-by-Game Pitching

| Opponent                                       | IP | H | R | ER | BB | SO | 2B | 3B | HR | WP | BK | HBP | DP | IBB | Score | W-L | SV | ERA |
|--|----|---|---|----|----|----|----|----|----|----|----|-----|----|-----|-------|-----|----|-----|
| <b>Southeast Missouri</b><br>Murray State      |    |   |   |    |    |    |    |    |    |    |    |     |    |     |       |     |    |     |
| <b>Southeast Missouri</b><br>Murray State      |    |   |   |    |    |    |    |    |    |    |    |     |    |     |       |     |    |     |
| <b>Southeast Missouri</b><br>Southern Illinois |    |   |   |    |    |    |    |    |    |    |    |     |    |     |       |     |    |     |
| <b>Southeast Missouri</b><br>Tennessee Tech    |    |   |   |    |    |    |    |    |    |    |    |     |    |     |       |     |    |     |
| <b>Southeast Missouri</b><br>Tennessee Tech    |    |   |   |    |    |    |    |    |    |    |    |     |    |     |       |     |    |     |
| <b>Southeast Missouri</b><br>Tennessee Tech    |    |   |   |    |    |    |    |    |    |    |    |     |    |     |       |     |    |     |
| <b>Southeast Missouri</b><br>Ole Miss          |    |   |   |    |    |    |    |    |    |    |    |     |    |     |       |     |    |     |
| <b>Southeast Missouri</b><br>Morehead State    |    |   |   |    |    |    |    |    |    |    |    |     |    |     |       |     |    |     |
| <b>Southeast Missouri</b><br>Morehead State    |    |   |   |    |    |    |    |    |    |    |    |     |    |     |       |     |    |     |
| <b>Southeast Missouri</b><br>Morehead State    |    |   |   |    |    |    |    |    |    |    |    |     |    |     |       |     |    |     |
| <b>Southeast Missouri</b><br>Southern Illinois |    |   |   |    |    |    |    |    |    |    |    |     |    |     |       |     |    |     |
| <b>Southeast Missouri</b><br>Belmont           |    |   |   |    |    |    |    |    |    |    |    |     |    |     |       |     |    |     |
| <b>Southeast Missouri</b><br>Belmont           |    |   |   |    |    |    |    |    |    |    |    |     |    |     |       |     |    |     |
| <b>Southeast Missouri</b><br>Belmont           |    |   |   |    |    |    |    |    |    |    |    |     |    |     |       |     |    |     |
| <b>Southeast Missouri</b><br>Missouri          |    |   |   |    |    |    |    |    |    |    |    |     |    |     |       |     |    |     |
| <b>Southeast Missouri</b><br>Oklahoma State    |    |   |   |    |    |    |    |    |    |    |    |     |    |     |       |     |    |     |
| <b>Southeast Missouri</b><br>Oklahoma State    |    |   |   |    |    |    |    |    |    |    |    |     |    |     |       |     |    |     |
| <b>Southeast Missouri</b><br>Oklahoma State    |    |   |   |    |    |    |    |    |    |    |    |     |    |     |       |     |    |     |
| <b>Southeast Missouri</b><br>Missouri State    |    |   |   |    |    |    |    |    |    |    |    |     |    |     |       |     |    |     |
| <b>Southeast Missouri</b><br>UT Martin         |    |   |   |    |    |    |    |    |    |    |    |     |    |     |       |     |    |     |
| <b>Southeast Missouri</b><br>UT Martin         |    |   |   |    |    |    |    |    |    |    |    |     |    |     |       |     |    |     |
| <b>Southeast Missouri</b><br>UT Martin         |    |   |   |    |    |    |    |    |    |    |    |     |    |     |       |     |    |     |
| <b>Southeast Missouri</b><br>Eastern Illinois  |    |   |   |    |    |    |    |    |    |    |    |     |    |     |       |     |    |     |
| <b>Southeast Missouri</b><br>Eastern Illinois  |    |   |   |    |    |    |    |    |    |    |    |     |    |     |       |     |    |     |
| <b>Southeast Missouri</b><br>Eastern Illinois  |    |   |   |    |    |    |    |    |    |    |    |     |    |     |       |     |    |     |

# SOUTHEAST MISSOURI BASEBALL NOTES

## VALPARAISO SERIES // MAR. 11-13



### Southeast Missouri's Record

|   |      |
|---|------|
| Overall.....                                      | 10-1 |
| At Home.....                                      | 7-0  |
| On the Road.....                                  | 3-1  |
| At Neutral Sites.....                             | 0-0  |
| Against Non-OVC Opponents.....                    | 10-1 |
| Against OVC Opponents.....                        | 0-0  |
| In Home OVC Games.....                            | 0-0  |
| In Away OVC Games.....                            | 0-0  |
| vs. Ranked Teams.....                             | 2-1  |
| In February.....                                  | 5-1  |
| In March.....                                     | 5-0  |
| In April.....                                     | 0-0  |
| In May.....                                       | 0-0  |
| On Mondays.....                                   | 0-0  |
| On Tuesdays.....                                  | 2-0  |
| On Wednesdays.....                                | 0-0  |
| On Thursdays.....                                 | 0-0  |
| On Fridays.....                                   | 2-0  |
| On Saturdays.....                                 | 4-0  |
| On Sundays.....                                   | 2-1  |
| In Day Games.....                                 | 8-1  |
| In Night Games.....                               | 2-0  |
| In Extra Inning Games.....                        | 3-0  |
| When Redhawks Score First.....                    | 5-0  |
| When Opponents Score First.....                   | 5-1  |
| vs. Left-Handed Starter.....                      | 3-0  |
| vs. Right-Handed Starter.....                     | 7-1  |
| In 1-Run Games.....                               | 3-0  |
| In 2-Run Games.....                               | 0-0  |
| In 5+ Run Games.....                              | 5-1  |
| Shutouts.....                                     | 0-0  |
| When Leading After Six Innings.....               | 6-0  |
| When Trailing After Six Innings.....              | 3-1  |
| When Tied After Six Innings.....                  | 1-0  |
| When Redhawks Starter Goes 6 or more Innings..... | 1-0  |
| When Redhawks Get 10 or more Hits.....            | 8-0  |
| When Redhawks Outhit Opponents.....               | 7-0  |
| When Redhawks Get Outhit.....                     | 2-1  |
| When Hits are Tied.....                           | 1-0  |
| When Scoring 0-2 Runs.....                        | 0-0  |
| When Scoring 3-5 Runs.....                        | 0-1  |
| When Scoring 6-9 Runs.....                        | 3-0  |
| When Scoring 10+ Runs.....                        | 7-0  |
| When Opponents Score 0-2 Runs.....                | 1-0  |
| When Opponents Score 3-5 Runs.....                | 3-0  |
| When Opponents Score 6-9 Runs.....                | 6-0  |
| When Opponents Score 10+ Runs.....                | 0-1  |
| Without Hitting a Home Run.....                   | 1-0  |
| When Hitting 1 Home Run.....                      | 2-1  |
| When Hitting 2+ Home Runs.....                    | 7-0  |
| Committing 0 Errors.....                          | 2-0  |
| Committing 1 Error.....                           | 4-0  |
| Committing 2+ Errors.....                         | 4-1  |

### Honors & Awards

#### OVC Preseason Player of the Year

Tyler Wilber, SS

#### Preseason All-OVC

Jevon Mason, OF

#### OVC Pitcher of the Week

Kyle Miller, RHP, Feb. 21



# SOUTHEAST MISSOURI BASEBALL NOTES

## VALPARAISO SERIES // MAR. 11-13

### 2022 Season/Career Statistics

Record: 10-1 Home: 7-0 Away: 3-1 OVC: 0-0

| Player              | SEASON |       |     |     |     |    |    |    |     |    |     |     |        | CAREER |         |     |     |     |    |    |    |     |    |     |    |        |     |
|---------------------|--------|-------|-----|-----|-----|----|----|----|-----|----|-----|-----|--------|--------|---------|-----|-----|-----|----|----|----|-----|----|-----|----|--------|-----|
|                     | Avg    | G-GS  | AB  | R   | H   | 2B | 3B | HR | RBI | BB | Hbp | SO  | Sb-Att | Avg    | G-GS    | AB  | R   | H   | 2B | 3B | HR | RBI | BB | Hbp | SO | Sb-Att |     |
| 12 KECK, Andrew     | .412   | 11-11 | 51  | 15  | 21  | 6  | 0  | 3  | 21  | 5  | 0   | 7   | 4-4    | .311   | 127-124 | 479 | 84  | 149 | 29 | 2  | 12 | 90  | 50 | 5   | 92 | 38-44  |     |
| 1 MASON, Jevon      | .356   | 11-11 | 45  | 19  | 16  | 3  | 2  | 4  | 13  | 13 | 0   | 8   | 4-5    | .351   | 54-51   | 205 | 54  | 72  | 17 | 2  | 6  | 35  | 38 | 4   | 45 | 8-13   |     |
| 23 GRABER, Brett    | .341   | 11-11 | 41  | 8   | 14  | 4  | 0  | 2  | 12  | 11 | 0   | 14  | 3-3    | .350   | 28-14   | 60  | 14  | 21  | 6  | 0  | 2  | 12  | 13 | 0   | 22 | 3-4    |     |
| 10 ANDREWS, Lincoln | .306   | 11-11 | 49  | 13  | 15  | 7  | 0  | 2  | 15  | 7  | 0   | 19  | 0-1    | .247   | 67-59   | 231 | 31  | 57  | 15 | 1  | 5  | 40  | 13 | 2   | 65 | 0-1    |     |
| 9 WILBER, Tyler     | .289   | 11-11 | 45  | 15  | 13  | 3  | 0  | 4  | 20  | 12 | 2   | 7   | 0-0    | .376   | 135-135 | 524 | 116 | 197 | 42 | 6  | 15 | 121 | 82 | 15  | 65 | 8-13   |     |
| 14 LEEPER, Peyton   | .282   | 11-11 | 39  | 19  | 11  | 3  | 0  | 2  | 5   | 16 | 1   | 7   | 3-3    | .219   | 71-67   | 224 | 54  | 49  | 13 | 4  | 2  | 19  | 48 | 11  | 58 | 9-13   |     |
| 21 VASKE, Joel      | .278   | 11-9  | 36  | 8   | 10  | 1  | 0  | 3  | 12  | 8  | 1   | 17  | 2-3    | .278   | 11-9    | 36  | 8   | 10  | 1  | 0  | 3  | 12  | 8  | 1   | 17 | 2-3    |     |
| 5 SPERLING, Danny   | .269   | 11-8  | 26  | 5   | 7   | 1  | 0  | 0  | 5   | 7  | 1   | 6   | 1-1    | .253   | 36-26   | 91  | 13  | 23  | 3  | 0  | 1  | 14  | 15 | 3   | 15 | 2-2    |     |
| 8 STAUSS, Ty        | .200   | 8-5   | 20  | 3   | 4   | 0  | 0  | 2  | 2   | 1  | 0   | 5   | 0-0    | .181   | 39-26   | 94  | 11  | 17  | 3  | 0  | 2  | 7   | 15 | 1   | 27 | 3-3    |     |
| 11 PALMER, Ben      | .154   | 10-8  | 26  | 8   | 4   | 1  | 0  | 0  | 3   | 5  | 2   | 11  | 2-2    | .154   | 10-8    | 26  | 8   | 4   | 1  | 0  | 0  | 3   | 5  | 2   | 11 | 2-2    |     |
|                     |        |       |     |     |     |    |    |    |     |    |     |     |        |        |         |     |     |     |    |    |    |     |    |     |    |        |     |
| 19 PARKER, Spencer  | .500   | 4-0   | 4   | 1   | 2   | 0  | 0  | 0  | 0   | 1  | 0   | 0   | 0-0    | .500   | 4-0     | 4   | 1   | 2   | 0  | 0  | 0  | 0   | 1  | 0   | 0  | 0      | 0-0 |
| 35 MALZAHN, Ryan    | .111   | 6-2   | 9   | 2   | 1   | 1  | 0  | 0  | 1   | 0  | 1   | 5   | 0-0    | .111   | 6-2     | 9   | 2   | 1   | 1  | 0  | 0  | 1   | 0  | 1   | 5  | 0-0    |     |
| 16 GRANT, Wyatt     | .000   | 3-1   | 3   | 1   | 0   | 0  | 0  | 0  | 0   | 2  | 1   | 3   | 0-0    | .000   | 3-1     | 3   | 1   | 0   | 0  | 0  | 0  | 0   | 2  | 1   | 3  | 0-0    |     |
| 28 KLEIN, Anthony   | .000   | 1-0   | 1   | 0   | 0   | 0  | 0  | 0  | 0   | 0  | 0   | 0   | 0-0    | .000   | 1-0     | 1   | 0   | 0   | 0  | 0  | 0  | 0   | 0  | 0   | 0  | 0-0    |     |
| 30 WINDT, Tommy     | .000   | 1-0   | 1   | 0   | 0   | 0  | 0  | 0  | 0   | 0  | 0   | 1   | 0-0    | .000   | 1-0     | 1   | 0   | 0   | 0  | 0  | 0  | 0   | 0  | 0   | 1  | 0-0    |     |
| Totals              | .298   | 11-11 | 396 | 117 | 118 | 30 | 2  | 22 | 109 | 88 | 9   | 110 | 19-22  |        |         |     |     |     |    |    |    |     |    |     |    |        |     |
| Opponents           | .267   | 11-11 | 401 | 72  | 107 | 21 | 3  | 17 | 69  | 53 | 4   | 99  | 18-22  |        |         |     |     |     |    |    |    |     |    |     |    |        |     |

(All games Sorted by Earned run avg)

| Player               | SEASON |      |     |    |    |     |    |       |     |     |    |    |     |       | CAREER |     |    |    |     |    |       |     |     |    |    |     |  |  |
|----------------------|--------|------|-----|----|----|-----|----|-------|-----|-----|----|----|-----|-------|--------|-----|----|----|-----|----|-------|-----|-----|----|----|-----|--|--|
|                      | ERA    | W-L  | App | GS | CG | Sho | Sv | IP    | H   | R   | ER | BB | SO  | ERA   | W-L    | App | GS | CG | Sho | Sv | IP    | H   | R   | ER | BB | SO  |  |  |
| 30 WINDT, Tommy      | 5.40   | 2-0  | 5   | 1  | 0  | 0   | 0  | 11.2  | 8   | 8   | 7  | 6  | 15  | 5.40  | 2-0    | 5   | 1  | 0  | 0   | 0  | 11.2  | 8   | 8   | 7  | 6  | 15  |  |  |
| 18 NIZNIK, Noah      | 5.40   | 1-0  | 3   | 3  | 0  | 0   | 0  | 13.1  | 17  | 9   | 8  | 6  | 11  | 5.44  | 9-10   | 34  | 31 | 3  | 1   | 0  | 154.0 | 175 | 103 | 93 | 58 | 109 |  |  |
| 20 RACKERS, Jason    | 6.75   | 1-0  | 3   | 1  | 0  | 0   | 0  | 13.1  | 13  | 10  | 10 | 4  | 15  | 6.75  | 1-0    | 3   | 1  | 0  | 0   | 0  | 13.1  | 13  | 10  | 10 | 4  | 15  |  |  |
| 27 WILLIAMS, Austin  | 7.36   | 1-1  | 5   | 2  | 0  | 0   | 1  | 11.0  | 16  | 10  | 9  | 5  | 10  | 6.22  | 3-4    | 27  | 3  | 0  | 0   | 7  | 50.2  | 66  | 37  | 35 | 17 | 49  |  |  |
| 33 GROSSIUS, Bryce   | 9.45   | 0-0  | 4   | 4  | 0  | 0   | 0  | 13.1  | 21  | 16  | 14 | 6  | 11  | 6.70  | 6-3    | 45  | 13 | 0  | 0   | 0  | 96.2  | 120 | 84  | 72 | 43 | 85  |  |  |
| <hr/>                |        |      |     |    |    |     |    |       |     |     |    |    |     |       |        |     |    |    |     |    |       |     |     |    |    |     |  |  |
| 7 MILLER, Kyle       | 0.00   | 2-0  | 4   | 0  | 0  | 0   | 1  | 10.2  | 4   | 0   | 0  | 5  | 10  | 3.19  | 6-2    | 24  | 5  | 1  | 0   | 6  | 62.0  | 58  | 25  | 22 | 20 | 62  |  |  |
| 25 OSBORNE, Ethan    | 0.00   | 0-0  | 3   | 0  | 0  | 0   | 0  | 2.2   | 2   | 0   | 0  | 0  | 4   | 0.00  | 0-0    | 3   | 0  | 0  | 0   | 0  | 2.2   | 2   | 0   | 0  | 0  | 4   |  |  |
| 34 ESKER, Alex       | 0.00   | 0-0  | 1   | 0  | 0  | 0   | 0  | 1.0   | 0   | 0   | 0  | 1  | 0   | 0.00  | 0-0    | 1   | 0  | 0  | 0   | 0  | 1.0   | 0   | 0   | 0  | 1  | 0   |  |  |
| 38 MALENFANT, Hayden | 0.00   | 0-0  | 1   | 0  | 0  | 0   | 0  | 0.2   | 1   | 0   | 0  | 2  | 0   | 6.35  | 1-1    | 17  | 0  | 0  | 0   | 0  | 22.2  | 25  | 19  | 16 | 11 | 16  |  |  |
| 31 CISNEROS, Blake   | 1.93   | 2-0  | 6   | 0  | 0  | 0   | 0  | 4.2   | 4   | 2   | 1  | 4  | 6   | 5.83  | 6-6    | 56  | 2  | 0  | 0   | 2  | 63.1  | 66  | 47  | 41 | 34 | 59  |  |  |
| 28 KLEIN, Anthony    | 4.91   | 0-0  | 3   | 0  | 0  | 0   | 0  | 3.2   | 2   | 2   | 2  | 3  | 7   | 4.91  | 0-0    | 3   | 0  | 0  | 0   | 0  | 3.2   | 2   | 2   | 2  | 3  | 7   |  |  |
| 37 RALLS, Hunter     | 6.75   | 1-0  | 3   | 0  | 0  | 0   | 0  | 9.1   | 11  | 8   | 7  | 4  | 7   | 6.00  | 4-2    | 22  | 5  | 0  | 0   | 1  | 48.0  | 56  | 36  | 32 | 24 | 41  |  |  |
| 44 PEREGO, Matt      | 12.00  | 0-0  | 2   | 0  | 0  | 0   | 0  | 3.0   | 7   | 4   | 4  | 1  | 2   | 6.89  | 0-0    | 14  | 0  | 0  | 0   | 0  | 15.2  | 23  | 12  | 12 | 8  | 12  |  |  |
| 24 RAUSCH, Fischer   | 13.50  | 0-0  | 2   | 0  | 0  | 0   | 0  | 0.2   | 0   | 1   | 1  | 5  | 1   | 3.78  | 0-0    | 15  | 0  | 0  | 0   | 0  | 16.2  | 11  | 7   | 7  | 12 | 27  |  |  |
| 55 STONE, Noah       | 18.00  | 0-0  | 1   | 0  | 0  | 0   | 0  | 1.0   | 1   | 2   | 2  | 1  | 0   | 18.00 | 0-0    | 1   | 0  | 0  | 0   | 0  | 1.0   | 1   | 2   | 2  | 1  | 0   |  |  |
| Totals               | 5.85   | 10-1 | 11  | 11 | 0  | 0   | 2  | 100.0 | 107 | 72  | 65 | 53 | 99  |       |        |     |    |    |     |    |       |     |     |    |    |     |  |  |
| Opponents            | 9.38   | 1-10 | 11  | 11 | 0  | 0   | 0  | 94.0  | 118 | 117 | 98 | 88 | 110 |       |        |     |    |    |     |    |       |     |     |    |    |     |  |  |