



2022 SOUTHEAST MISSOURI SOFTBALL

Game
11

Ole Miss

Schedule

Southeast Missouri (5-5) at Ole Miss (12-4)

Follow the Redhawks

Video.....SEC Network+
Live Stats.....OleMissSports.com
Twitter.....@SEMOsoftball

Date.....Wednesday, March 2, 2022
First Pitch.....6 p.m., CT
Location.....Oxford, Miss.
Facility..Ole Miss Softball Complex (1,000)
Series.....Ole Miss leads, 8-2
Last Meeting.....Ole Miss 10, SEMO 0
(May 18, 2019 | Oxford, Miss.)

Head Coaches.....Mark Redburn (391-390 overall; 184-152 at SEMO; 85-61 OVC).
Jamie Trachsel (12-4 overall; 12-4 at Ole Miss).

Strategic Communications

Jeff Honza, Assistant Director of Athletics
Office Phone.....(573) 651-2933
Mobile.....(618) 528-1145
Email.....redhawk1@me.com

February (5-5)

11	vs. Alabama A&M !	W, 13-0 (5)
11	at Southeastern Louisiana !	L, 2-6
12	vs. Nicholls !	W, 13-5 (5)
12	at Southeastern Louisiana !	L, 5-6
13	vs. Nicholls !	W, 5-2
18	vs. Central Michigan @	W, 6-0
18	vs. Bellarmine @	L, 3-4
19	at Western Kentucky @	L, 3-4 (8)
19	vs. Central Michigan @	W, 12-4 (5)
20	at Western Kentucky @	L, 4-5
25	vs. Louisville \$	Canceled
25	at Arkansas \$	Canceled
26	at Arkansas \$	Canceled
26	vs. Kansas \$	Canceled
27	vs. Nebraska \$	Canceled

March (0-0, 0-0 OVC)

2	at Ole Miss	6 p.m.
4	vs. College of Charleston &	10 a.m.
4	at Lipscomb &	3 p.m.
5	vs. College of Charleston &	10 a.m.
5	vs. Dayton &	5:30 p.m.
6	at Lipscomb &	2:30 p.m.
11	vs. Iowa ^	10 a.m.
11	vs. Wichita State ^	3 p.m.
12	vs. Missouri State ^	12:30 p.m.
12	at Kansas ^	3 p.m.
13	at Kansas ^	12:30 p.m.
15	at Kansas CityMar. 15.	11 a.m.
15	vs. Iowa #	1:30 p.m.
19	Tennessee State*	3 p.m.
20	Tennessee State* (DH)	11 a.m.
23	Southern Illinois	3 p.m.
26	at Tennessee Tech* (DH)	1 p.m.
27	at Tennessee Tech*	1 p.m.
30	at Southern Illinois	3 p.m.

April (0-0, 0-0 OVC)

2	Morehead State*	4 p.m.
3	Morehead State* (DH)	12 p.m.
6	at UT Martin* (DH)	2 p.m.
9	Eastern Illinois*	2 p.m.
10	Eastern Illinois* (DH)	12 p.m.
12	at Arkansas (DH)	TBA
15	at Austin Peay*	4 p.m.
16	at Austin Peay* (DH)	12 p.m.
23	at Murray State*	3 p.m.
24	at Murray State* (DH)	1 p.m.
27	UT Martin* (DH)	2 p.m.
30	at SIU Edwardsville*	12 p.m.

May (0-0, 0-0 OVC)

1	at SIU Edwardsville* (DH)	12 p.m.
7	Belmont*	4 p.m.
8	Belmont* (DH)	12 p.m.
11-14	OVC Tournament (Oxford, Ala.)	TBA

Redhawks Head to Ole Miss

Southeast Missouri (5-5) heads to Southeastern Conference Ole Miss (12-4) for its first midweek game of the season Wednesday. First pitch of a seven-inning contest is set for 6 p.m., CT at the Ole Miss Softball Complex.

Follow the Redhawks

Fans can watch Wednesday's game live on SEC Network+. Live stats are available at OleMissSports.com. Twitter updates provided @SEMOsoftball.

Series History

Wednesday marks the 11th meeting between Southeast Missouri and Ole Miss. The Rebels hold an 8-2 lead in the all-time series. Both of SEMO's wins over Ole Miss came in Oxford. The Redhawks last faced the Rebels in the 2019 NCAA Tournament. Ole Miss eliminated SEMO with a 10-0 victory on May 18 on its home field.

Against the SEC

The Redhawks are 13-68 all-time against the SEC. Ole Miss is one of two SEC foes on Southeast Missouri's schedule this season along with Arkansas (Apr. 12). SEMO has faced seven SEC teams in its program history. The Redhawks previously played Arkansas (2-10), Kentucky (2-2), Mississippi State (1-7), Missouri (6-34), Texas A&M (0-1), LSU (0-1), Auburn (0-3), Tennessee (0-2) and Ole Miss (2-8). Head Coach Mark Redburn has upended a SEC foe in two of the last four years. SEMO beat Missouri at home on Mar. 21, 2018 (8-2) and knocked off then-#12 Arkansas in Fayetteville on Feb. 21, 2019 (6-1).

Weekend Off

The Redhawks were initially scheduled to play five games at the Arkansas Invitational last weekend, but inclement winter weather kept them from making the trip to Fayetteville. Southeast Missouri was supposed to play Louisville, Arkansas, Kansas and Nebraska at the event. Tuesday will be SEMO's first softball game in nine days.

Away From Cape Girardeau

Southeast Missouri plays its first 23 games of the 2022 season outside of Cape Girardeau. SEMO went 3-2 at the season-opening Lion Classic in Hammond, Louisiana and finished runner-up with a 2-3 mark at the Hilltopper Classic in Bowling Green, Kentucky. After Tuesday's contest, SEMO heads tournaments at Lipscomb (Mar. 4-6) and Kansas (Mar. 11-13), and faces both Kansas City and Iowa in Kansas City, Missouri (Mar. 15).

Approaching 400 Wins

Mark Redburn is nine wins away from reaching 400 as a head coach. Redburn is in his 18th year as a head coach and his career includes 13 years at the NCAA Division I level (5 at Evansville; 8 at SEMO). Overall, Redburn is 391-390. That record includes a 184-152 mark in eight seasons with the Redhawks.



Southeast Missouri or SEMO is the preferred reference for Southeast Missouri State University athletic teams. Southeastern Missouri State is not an acceptable reference.

All times Central and Subject to Change;
Home Games in **Bold**; * - Denotes Ohio Valley
Conference Game; ! - Lion Classic (Hammond, La.); @ - Hilltopper
Classic (Bowling Green, Ky.); \$ - Razorback Invitational (Fayetteville, Ark.); & - Purple and Gold Classic (Nashville, Tenn.); ^ -
Kansas Tournament (Lawrence, Kan.); # - Kansas City, Mo.



Rook Throws No-Hitter

Rachel Rook threw a no-hitter and struck out 12 to lead Southeast Missouri to a 6-0 win over Central Michigan (Feb. 18). At the time, Rook tossed the ninth non-combined no-hitter in NCAA Division I softball this season. She retired 20-straight prior to Shannon Stein's two-out walk in the top of the seventh inning. Stein was CMU's only baserunner of the game as Rook was perfect through 6.2 frames. She recorded the second-no-hitter of her career and first seven-inning no-hitter as a Redhawk.

OVC Pitcher of the Week

Rachel Rook was voted Ohio Valley Conference Pitcher of the Week on Feb. 21. A native of Republic, Missouri, Rook threw a no-hitter with 12 strikeouts in Southeast Missouri's win over Central Michigan (Feb. 18). She tossed two complete games and struck out 25 in 19 innings en route to going 2-1 at the Western Kentucky Hilltopper Classic (Feb. 18-20).

Marshall Transfer Tandem

Outfielder Paige Halliwill and catcher Kat Sackett were teammates at Marshall University as freshmen in 2021 before joining the Redhawks this year. Both Halliwill and Sackett have started all 10 games in their first season at Southeast Missouri. Halliwill has been in the lineup every game at center field, while Sackett started six games at catcher and four as designated player.

Division I Debuts

Tori Bradley, Aubrie Shore, Sydney Dennis, Tatum Gerwitz, Kileigh Grisham and Delaney Kell made their NCAA Division I softball debuts with Southeast Missouri this season. Bradley and Shore are currently among SEMO's top three hitters with .450 and .440 batting averages. Shore has started every game as a freshman thus far.

Statistically Speaking

Southeast Missouri is among the top two in the Ohio Valley Conference in batting average (2nd, .326), on-base percentage (1st, .410) and fewest hits allowed (1st, 54). Individually, Rachel Rook leads the OVC in both strikeouts (53) and strikeouts looking (12), and is second in innings (35.0), wins (4) and starts (6). Aubrie

Shore boasts an .821 slugging percentage, second-best in the league.

Over 10 Strikeouts

Rachel Rook registered over 10 strikeouts in three of her first four starts in the circle this season. Rook struck out 12 in a season-opening complete game shutout against Alabama A&M (Feb. 11) and matched a career-high 15 strikeouts in a seven-inning one-hitter vs. Nicholls (Feb. 13). She then opened the Hilltopper Classic with 12 strikeouts in a complete game no-hitter vs. Central Michigan (Feb. 18). She leads the Ohio Valley Conference and ranks 27th in the nation with an average of 10.6 strikeouts per seven innings. In addition, Rook has pitched four complete games and two shutouts in six starts this year.

Rook Joins SEMO's Top-10 in Wins

Rachel Rook, who is presently 4-2 in seven appearances and six starts this season, joined Southeast Missouri's all-time career list in wins. Rook is 44-22 in a Redhawk uniform and is tied with Haley Thogmartin (44-26, 2016-19) for ninth on that list.

Strikeout Counter

Rachel Rook has 453 strikeouts in her Southeast Missouri career. Fifty-three of those have come already this season. Rook is third on SEMO's all-time career list in strikeouts. Elaine Fischer (501, 2005-08) and Tracie Eudaley (471, 1984-87) are currently ahead of her.

Roster Talk

Southeast Missouri has a 22-member roster predominantly full of underclassmen, including nine sophomores and eight freshmen. The Redhawks also have five returning position starters and two starting pitchers. Additionally, SEMO has a pair of veteran fifth-year seniors in reigning Ohio Valley Conference Pitcher of the Year Rachel Rook and outfielder Kaylee Anderson, the Redhawks second-leading home run hitter last season.

2022 OVC Standings (as of Feb. 28)

School	Conference				Overall			
	W	L	T	Pct.	W	L	T	Pct.
Austin Peay	0	0	0	.000	9	5	0	.643
Murray State	0	0	0	.000	9	5	0	.643
Tennessee Tech	0	0	0	.000	9	5	0	.643
UT Martin	0	0	0	.000	7	5	0	.583
Southeast Missouri	0	0	0	.000	5	5	0	.500
Tennessee State	0	0	0	.000	6	6	0	.500
Belmont	0	0	0	.000	4	5	0	.444
Eastern Illinois	0	0	0	.000	6	9	0	.400
SIUE	0	0	0	.000	3	7	0	.300
Morehead State	0	0	0	.000	0	9	0	.000

This Weekend's Schedule

Tuesday, March 1

Bellarmine at UT Martin (2), 1 p.m.

Wednesday, March 2

Tennessee Tech at Tennessee, 4 p.m.

Southeast Missouri at Ole Miss, 6 p.m.

Friday, March 4

SIUE vs. Delaware, 8 a.m.

Southeast Missouri vs. College of Charleston, 10 a.m.

Tennessee State vs. Georgia State, 10:30 a.m.

Murray State vs. Ball State, 12:15 p.m.

SIUE vs. Illinois State, 1 p.m.

Tennessee State vs. Coastal Carolina, 1 p.m.

Southeast Missouri at Lipscomb, 3 p.m.

Northern Iowa at Austin Peay, 3:30 p.m.

Eastern Illinois vs. North Alabama, 4:30 p.m.

Murray State vs. Northern Kentucky, 4:45 p.m.

Northern Illinois at Austin Peay, 6 p.m.

Eastern Illinois at Alabama State, 7 p.m.

Saturday, March 5

SIUE vs. Delaware, 8 a.m.

Morehead State vs. Oakland, 9 a.m.

Southeast Missouri vs. College of Charleston, 10 a.m.

Murray State vs. Northwestern, 10 a.m.

SIUE vs. Purdue, 10:30 a.m.

Tennessee State vs. Coastal Carolina, 10:30 a.m.

Belmont vs. Arkansas-Pine Bluff, 11 a.m.

Morehead State at Evansville, 11:30 a.m.

Northern Illinois at Austin Peay, 1 p.m.

Belmont at Central Arkansas, 1 p.m.

Tennessee State at Florida, 1 p.m.

Tennessee Tech at East Tennessee (2), 1 p.m.

UT Martin vs. Indiana State, 2 p.m.

Eastern Illinois vs. North Alabama, 2 p.m.

Northern Iowa at Austin Peay, 3:30 p.m.

Southeast Missouri vs. Dayton, 5:30 p.m.

Eastern Illinois vs. Eastern Kentucky, 7 p.m.

Sunday, March 6

Morehead State vs. Green Bay, 9 a.m.

Tennessee State vs. Georgia State, 9 a.m.

SIUE vs. Purdue, 9 a.m.

Belmont vs. Arkansas-Pine Bluff, 11 a.m.

UT Martin vs. IUPUI, 11:15 a.m.

Eastern Illinois vs. Eastern Kentucky, 11:30 a.m.

Bellarmine at Austin Peay, 1 p.m.

Belmont at Central Arkansas, 1 p.m.

Tennessee Tech at East Tennessee, 1 p.m.

Morehead State vs. Bowling Green, 2 p.m.

Murray State vs. Ball State, 2:30 p.m.

Southeast Missouri at Lipscomb, 2:30 p.m.

UT Martin at Memphis, 3:30 p.m.

Murray State at Southern Illinois, 4:45 p.m.



OVC Preseason-Favorite

The reigning back-to-back Ohio Valley Conference Champion softball team is the preseason favorite in the 2022 Ohio Valley Conference Preseason Poll. SEMO garnered 16 of the possible 20 first-place votes and accumulated 157 points in the overall voting by OVC Head Coaches and Communication Directors. Austin Peay (140 pts.), Murray State (121 pts.), Eastern Illinois (107 pts.) and UT Martin (107 pts.) rounded out the top five. SIU Edwardsville (82 pts.), Tennessee Tech (69 pts.), Belmont (63 pts.), Tennessee State (33 pts.) and Morehead State (21 pts.). SEMO is coming off a season where it went 30-17 overall en route to winning its second-straight and seventh overall OVC regular-season title. The Redhawks finished with a 23-6 record in league play with their 23 conference victories marking the most in program history. In the last two-plus seasons, SEMO put together an overall record of 121-60 and 55-18 mark in OVC play. Mark Redburn picked up his second OVC Coach of the Year accolade and Rachel Rook became only the second SEMO player in program history to win the league's coveted Pitcher of the Year honor. Rook returns for her final season in a Redhawk uniform after leading the OVC in wins (20), innings (163), strikeouts (196), shutouts (7) and opposing batting average (.191).

Team 46

The 2022 campaign is the 46th season of Southeast Missouri softball. SEMO's softball program has an all-time record of 1,155-845-3. The Redhawks are 795-775-2 all-time since moving to the NCAA Division I ranks in 1992. SEMO has accumulated eighteen 30-win seasons, two 40-win campaigns, seven Ohio Valley Conference regular-season titles, six OVC Tournament crowns and two NCAA Tournament berths in its program history.

30-Win Seasons

Southeast Missouri registered over 30 wins in each of its last three complete seasons. The Redhawks went 30-17 en route to winning their second-straight Ohio Valley Conference regular-season title in 2021 and finished with a 33-20 record and fourth-place finish in the OVC in 2018. In 2019, SEMO set a program record in wins when it went 46-18 overall and won the OVC regular-season and tournament

titles. The Redhawks also made the NCAA Tournament that year. SEMO has a total of 18 seasons with 30 or more wins in its program history.

2022 Schedule

Southeast Missouri has 56 games scheduled, including 15 at the Southeast Softball Complex this upcoming 2022 season. SEMO will play its first 23 contests outside of Cape Girardeau with trips to six different tournaments and a midweek visit to Southeastern Conference member Ole Miss (Mar. 2). The Redhawks will participate in the Southeastern Louisiana (Feb. 11-13), Western Kentucky (Feb. 18-19), Lipscomb (Mar. 4-6), Kansas (Mar. 11-13) and Kansas City (Mar. 15) tournaments. SEMO also has five teams which made the NCAA Tournament a year ago on its 2022 slate. Those opponents are Western Kentucky (Feb. 19), Arkansas (Apr. 12), Ole Miss (Mar. 2), Wichita State (Mar. 11) and Southern Illinois (Mar. 23, Mar. 30). The Redhawks will play a 28-game OVC schedule which opens with a three-game home series vs. Tennessee State (Mar. 19-20). Morehead State (Apr. 2-3), Eastern Illinois (Apr. 9-10), UT Martin (DH, Apr. 7) and Belmont (May 7-8) also come to Cape Girardeau this season. The road portion of SEMO's league schedule consists of trips to Tennessee Tech (Mar. 26-27), UT Martin (DH, Apr. 6), Austin Peay (Apr. 15-16), Murray State (Apr. 23-24) and SIU Edwardsville (Apr. 30-May 1). Postseason play will begin with the OVC Tournament, May 11-14, in Oxford, Alabama. This year marks the sixth where the tournament will be held at Choccolocco Park in Oxford.



SOUTHEAST MISSOURI SOFTBALL NOTES // OLE MISS

Numerical

No.	Name	Pos.	Ht.	B/T	Cl.	Hometown (High School/College)
1	Jillian Anderson	OF	5-4	L/L	So.	Rochester, Ill. (Rochester)
2	Paige Halliwill	OF	5-7	L/L	So.	Mogadore, Ohio (Mogadore/Marshall)
3	Kimmy Fleming	OF	5-7	L/R	So.	Park Hills, Mo. (Central)
4	Alyson Tucker	INF	5-5	R/R	Jr.	Farmington, Mo. (Farmington/Jefferson College)
5	Kileigh Grisham	INF	5-7	R/R	R-Fr.	Eureka, Mo. (Eureka)
6	Marisa Davis	P	5-4	L/L	Jr.	Kansas City, Mo. (Lee's Summit North)
7	Karsyn Davis	C	5-11	R/R	So.	Harrisburg, Ill. (Harrisburg)
8	Sydney Melton	C	5-8	R/R	Fr.	Eddyville, Ky. (Lyon County)
9	Rachel Rook	P	5-11	R/R	Sr.	Republic, Mo. (Republic)
10	Tatum Gerwitz	OF	5-9	L/R	Fr.	O'Fallon, Mo. (Fort Zumwalt West)
11	Tori Bradley	C	5-7	L/R	Fr.	Blue Springs, Mo. (Blue Springs South)
12	Emma Rote	P/UT	6-0	R/R	Fr.	Broken Arrow, Okla. (Broken Arrow)
14	Kaylee Anderson	OF/P	5-7	R/R	Sr.	Warrenton, Mo. (Warrenton)
15	Delaney Kell	P	5-6	R/R	Fr.	Salem, Ill. (Salem)
16	Abigail Rickermann	INF	5-6	L/R	So.	Festus, Mo. (Festus)
17	Kelby Robinson	OF	5-6	L/R	So.	Wentzville, Mo. (Holt)
18	Sydney Dennis	INF	5-5	L/R	Fr.	Eureka, Mo. (Eureka)
19	Paytience Holman	P	5-8	R/R	So.	Mexico, Mo. (Mexico)
20	Kat Sackett	C	6-0	L/L	So.	Erie, Colo. (Erie/Marshall)
21	Chelsy Pena	C	5-6	R/R	Jr.	Columbia, Ill. (Columbia)
24	Kynzie Wrigley	INF	5-3	L/R	So.	Mt. Zion, Ill. (Mt. Zion)
26	Aubrie Shore	INF	5-6	R/R	Fr.	Mahomet, Ill. (Mahomet-Seymour)

Alphabetical

No.	Name	Pos.	Ht.	B/T	Cl.	Hometown (High School/College)
1	Jillian Anderson	OF	5-4	L/L	So.	Rochester, Ill. (Rochester)
14	Kaylee Anderson	OF/P	5-7	R/R	Sr.	Warrenton, Mo. (Warrenton)
11	Tori Bradley	C	5-7	L/R	Fr.	Blue Springs, Mo. (Blue Springs South)
7	Karsyn Davis	C	5-11	R/R	So.	Harrisburg, Ill. (Harrisburg)
6	Marisa Davis	P	5-4	L/L	Jr.	Kansas City, Mo. (Lee's Summit North)
18	Sydney Dennis	INF	5-5	L/R	Fr.	Eureka, Mo. (Eureka)
3	Kimmy Fleming	OF	5-7	L/R	So.	Park Hills, Mo. (Central)
10	Tatum Gerwitz	OF	5-9	L/R	Fr.	O'Fallon, Mo. (Fort Zumwalt West)
5	Kileigh Grisham	INF	5-7	R/R	R-Fr.	Eureka, Mo. (Eureka)
2	Paige Halliwill	OF	5-7	L/L	So.	Mogadore, Ohio (Mogadore/Marshall)
19	Paytience Holman	P	5-8	R/R	So.	Mexico, Mo. (Mexico)
15	Delaney Kell	P	5-6	R/R	Fr.	Salem, Ill. (Salem)
8	Sydney Melton	C	5-8	R/R	Fr.	Eddyville, Ky. (Lyon County)
21	Chelsy Pena	C	5-6	R/R	Jr.	Columbia, Ill. (Columbia)
16	Abigail Rickermann	INF	5-6	L/R	So.	Festus, Mo. (Festus)
17	Kelby Robinson	OF	5-6	L/R	So.	Wentzville, Mo. (Holt)
9	Rachel Rook	P	5-11	R/R	Sr.	Republic, Mo. (Republic)
12	Emma Rote	P/UT	6-0	R/R	Fr.	Broken Arrow, Okla. (Broken Arrow)
20	Kat Sackett	C	6-0	L/L	So.	Erie, Colo. (Erie/Marshall)
26	Aubrie Shore	INF	5-6	R/R	Fr.	Mahomet, Ill. (Mahomet-Seymour)
4	Alyson Tucker	INF	5-5	R/R	Jr.	Farmington, Mo. (Farmington/Jefferson College)
24	Kynzie Wrigley	INF	5-3	L/R	So.	Mt. Zion, Ill. (Mt. Zion)

Head Coach: Mark Redburn (Eighth Year/Missouri-St. Louis, 1993)

Assistant Coaches: Kristen Jones (Seventh Year/Augusta State, 2012); Matthew Guemmer (Third Year, Missouri, 2013)

Volunteer Assistant Coach: Ashley Ellis

Student Manager: Addison McMahan

Roster Breakdown

Total Squad Members	22
Seniors	2
Juniors	3
Sophomores	9
Freshmen	8

Pronunciation Guide

Tatum Gerwitz	GURR-witz
Emma Rote	Wrote

Geographical Breakdown

Colorado	1
Kat Sackett	
Illinois	6
Jillian Anderson, Karsyn Davis, Delaney Kell, Chelsy Pena, Aubrie Shore, Kynzie Wrigley	
Kentucky	1
Sydney Melton	
Missouri	12
Kaylee Anderson, Tori Bradley, Marisa Davis, Sydney Dennis, Kimmy Fleming, Tatum Gerwitz, Kileigh Grisham, Paytience Holman, Abigail Rickermann, Kelby Robinson, Rachel Rook, Alyson Tucker	
Ohio	1
Paige Halliwill	
Oklahoma	1
Emma Rote	





1

Jillian Anderson
OF / 5-4 / So. / L/L
Rochester, Ill.



2

Paige Halliwill
OF / 5-7 / So. / L/L
Edwardsville, Ill.



3

Kimmy Fleming
OF / 5-7 / So. / L/R
Park Hills, Mo.



4

Alyson Tucker
INF / 5-5 / Jr. / R/R
Farmington, Mo.



5

Kileigh Grisham
INF / 5-7 / R-Fr. / R/R
Eureka, Mo.



6

Marisa Davis
P / 5-4 / Jr. / L/L
Kansas City, Mo.



7

Karsyn Davis
C / 5-11 / So. / R/R
Harrisburg, Ill.



8

Sydney Melton
C / 5-8 / Fr. / R/R
Eddyville, Ky.



9

Rachel Rook
P / 5-11 / Sr. / R/R
Republic, Mo.



10

Tatum Gerwitz
OF / 5-9 / Fr. / L/R
O'Fallon, Mo.



11

Tori Bradley
C / 5-7 / Fr. / L/R
Blue Springs, Mo.



12

Emma Rote
P/UT / 6-0 / Fr. / R/R
Broken Arrow, Okla.



14

Kaylee Anderson
OF/P / 5-7 / Sr. / R/R
Warrenton, Mo.




15

Delaney Kell
P / 5-8 / Fr. / R/R
Salem, Ill.



16

Abigail Rickermann
INF / 5-6 / So. / L/R
Festus, Mo.



17

Kelby Robinson
OF / 5-6 / So. / L/R
Wentzville, Mo.




18

Sydney Dennis
INF / 5-5 / Fr. / L/R
Eureka, Mo.



19

Paytience Holman
P / 5-8 / So. / R/R
Mexico, Mo.



20

Kat Sackett
C / 6-0 / So. / L/L
Erie, Colo.



21

Chelsy Pena
C / 5-6 / Jr. / R/R
Columbia, Ill.



24

Kynzie Wrigley
INF / 5-3 / So. / L/R
Mt. Zion, Ill.



26


Aubrie Shore
INF / 5-6 / Fr. / R/R
Mahomet, Ill.




Mark Redburn
Head Coach
Seventh Year



Kristen Jones
Assistant Coach
Sixth Year




Matthew Guemmer
Assistant Coach
Second Year



Ashley Ellis
Volunteer Assistant
Coach



Addison McMahan
Student Manager



Michael Hair
Athletic Trainer



MARK REDBURN

HEAD COACH

Mark Redburn enters his eighth year at Southeast Missouri which is coming off back-to-back Ohio Valley Conference regular-season titles and one OVC Tournament crown since 2019.

In the last two plus seasons, the Redhawks put together an overall record of 121-60 and 55-18 mark in OVC play. In seven years with Redburn at the helm, SEMO has produced one NFCA All-American, seven NFCA All-Region selections, 16 All-OVC picks, one OVC Player of the Year, one OVC Pitcher of the Year, one OVC Tournament Most Valuable Player and two CoSIDA Academic All-Americans.

Last year, Redburn guided the Redhawks to their third 30-win campaign in four seasons. SEMO finished 30-17 overall and registered a program

record 23 OVC wins en route to its second-straight regular-season conference title. The Redhawks headed into the OVC Tournament as the No. 1 seed and ended the year with a pair of one-run losses to Eastern Kentucky.

SEMO led the league in on-base percentage (.369), opposing batting average (.213), strikeouts looking (69), saves (8), fewest hits allowed (247), fewest runs allowed (139) and fewest earned runs allowed (121).

All of the Redhawks success during the 2021 campaign culminated with Redburn claiming his second-straight OVC Coach of the Year honor. Additionally, Rachel Rook was tabbed OVC Pitcher of the Year becoming only the second player in program history to win the coveted award.

Offensively, SEMO outscored its opponents by a +100 (165-65) margin in conference games. The Redhawks' 165 runs were the most scored by any OVC team in conference play.

The year before in 2020, SEMO was off to a great start and had all the makings for a big season, but a global COVID-19 pandemic abruptly shut things down only 17 games in.

The Redhawks won nine in a row and posted a 9-1 record in their first 10 games of the season. SEMO finished with an overall record of 12-5 and did not get a chance to play any OVC games when play was cancelled.

Although the 2020 season lasted just 23 days (Feb. 14-Mar. 8), the Redhawks accomplished a lot in a short amount of time.

SEMO led the OVC in slugging percentage (.528), on-base

percentage (.411), triples (14), stolen bases (41), hits allowed (84) and earned runs allowed (40). The Redhawks also rated second in the league in batting average (.310), home runs (19), opposing batting average (.204), runs allowed (51), stolen bases per game (2.4) and triples per game (0.8).

Nationally, SEMO was among the top 25 in triples per game (2nd), stolen bases per game (8th, 2.4), scoring (16th, 6.7), slugging percentage (21st) and on-base percentage (24th).

Individually, Rachel Anderson led the OVC in batting average (.480), slugging percentage (.880), on-base percentage (.541) and triples (5) following a season that culminated with her winning the league's Player of the Year honor. Anderson, who didn't strike out all year, capped her 2020 campaign as



only the sixth player in program history to claim First-Team CoSIDA Academic All-America accolades.

Pitcher Rachel Rook was atop the OVC in earned run average (0.70) and opposing batting average (.119), while Ashley Ellis ended the year as the league's leader in home runs (8).

Redburn guided SEMO to its first OVC regular-season and tournament championship, and NCAA Regional appearance in 20 years the year before that in 2019.

What a year 2019 was for SEMO which set an all-time program record with 46 wins, the only 40-win season in the school's entire NCAA Division I era. The Redhawks went 46-18 overall and 17-5 in the OVC before going 1-2 at the NCAA Regional in Oxford, Mississippi.

SEMO had so much to celebrate over the course of its magical 2019 campaign.

Redburn and his staff were honored as the National Fastpitch Coaches Association (NFCA) Mideast Region Coaching Staff of the Year. For Redburn himself, he was voted OVC Coach of the Year for the first time in his career.

Four players earned All-OVC honors, three claimed NFCA All-Region accolades and one garnered NFCA All-America distinction. Outfielder Rachel Anderson became SEMO's first All-American in 28 years and the program's first All-American in the NCAA Division I tenure. TEAM 43 was also recognized by the NFCA for achieving the fourth highest grade point average among all NCAA Division I schools. SEMO

recorded a team GPA of 3.678 with 17 players securing NFCA All-America Scholar-Athlete honors.

Redburn certainly has the Redhawks trending in the right direction as his teams averaged nearly 40 wins (39.5) in the last two seasons alone. SEMO put together a 79-38 (.678) record and went 32-12 (.727) in conference play over that span.

Statistically, SEMO's 2019 team broke a total of 17 single-season records in slugging percentage (.510), on-base percentage (.382), game played (64), runs (363), hits (501), home runs (74), RBI (318), total bases (850), walks (180), stolen bases (89), stolen base attempts (117), wins (46), saves (11), batters struck out (331), batters struck out looking (90), innings pitched (414) and putouts (1242).

In 19 years as an NCAA Division I head coach, Division I assistant coach and National Junior College Athletic Association (NJCAA) head coach, Redburn has made 13 postseason appearances which include one NCAA Women's College World Series, two NCAA Super-Regionals, four NCAA Regionals and two NJCAA National Tournaments.

In 2018, the Redhawks finished at 33-20 overall and fourth in the OVC with a 15-7 mark. SEMO locked down its first winning campaign in seven years.

The Redhawks heated up to win 11 of their final 14 regular-season games and advanced to the eight-team OVC Tournament.

SEMO's 2018 club finished with a 74 RPI among the nation's

296 NCAA Division I softball teams, quite a jump from its 173 ranking in 2017. The Redhawks collected eight doubleheader sweeps along the way.

Defensively, SEMO improved tremendously. After ranking eighth in the OVC in fielding percentage a year ago, the Redhawks were the league's second-best fielding team in 2018. SEMO had 43 errors and committed 16 less than it did in 2017. The Redhawks went error free in 25 games equating to 47 percent of their entire season.

The year before that, SEMO finished the 2017 campaign among the school's top single-season leaders in slugging percentage (6th, .427), on-base percentage (5th, .356), triples (4th, 21), home runs (9th, 31), total bases (9th, 567), stolen bases (2nd, 65), stolen base attempts (1st, 88), opponent batting average (7th, .282), strikeouts/7 innings (7th, 4.17), strikeouts (10th, 194), strikeouts looking (3rd, 61) fewest doubles allowed (8th, 49), fielding percentage (8th, .960), fewest errors (7th, 59) and fewest stolen bases against (3rd, 38).

Redburn picked up his 200th career victory when SEMO beat Austin Peay, 7-4, on Apr. 30, 2016. His 2016 club



■ The Redburn File

Experience:
20th Year (Eighth at SEMO)

Hometown:
St. Charles, Mo.

Birthdate:
April 19, 1967

Alma Mater:
Missouri-St. Louis, 1993

Education:
B.S. Special Education (Missouri-St. Louis)
Master's Higher Education in Athletics/
Activities Administration (William Woods)

Date Hired:
June 26, 2014

Family:
Wife - Tracy
Children - Joe, Jack

Coaching Experience:
St. Charles CC, Head Coach, 2002-04
Jefferson College, Head Coach 2005-06
Missouri, Assistant Coach, 2007-09
Evansville, Head Coach, 2010-14
Southeast Missouri, Head Coach, 2015-pr.



ranked among the school's top-10 teams in doubles (6th, 69), stolen bases (3rd, 58), walks (8th, 138), home runs (6th, 35) and slugging percentage (6th, .412).

In his first season, Redburn led the Redhawks to an overall record of 19-27 and 12-12 in OVC play during 2015. His 19 victories came after SEMO won no more than 15 games in each of the previous two seasons. Redburn's first club at Southeast also had 12 OVC wins, a +9 increase from the 2014 campaign. In addition, the Redhawks made the OVC Tournament, snapping a streak of three years where they missed the event.

Not only did Redburn earn his 100th career NCAA Division I win in his inaugural season with the Redhawks, but he coached three All-OVC selections and one NFCA All-Region honoree.

Statistically, SEMO finished among the top-five OVC teams in batting average (3rd), slugging percentage (5th), on-base percentage (5th) and hits (5th). The 2015 Redhawks also broke two single-season records with Kayla Fortner in home runs and single-game mark and set a single-game school record with six home runs, as well.

Academically, the Redhawks accumulated a 3.35 grade point average during the 2014-15 academic year as a total of nine players earned NFCA All-America Scholar-Athlete status for achieving a 3.5 or higher GPA.

Redburn coached a total of four first-team All-OVC selections, three second-

team All-OVC picks, one OVC Freshman of the Year, three NFCA All-Region honorees and three OVC All-Newcomer selections in his first four years as SEMO's head coach.

The fourth head coach in Redhawk softball history, Redburn won 90 games in five years as head coach at the University of Evansville before accepting the job at Southeast on June 26, 2014.

In 2014, Redburn coached a UE team with five starters that were underclassmen, including four freshmen and one sophomore. The Purple Aces achieved their highest batting average since 2007. Additionally, UE had a freshman lead the team in stolen bases and home runs.

Despite a season that allowed 53 games, the 2013 team had its best season in Redburn's five years at UE. Entering the Missouri Valley Conference Tournament as the No. 7 seed, the Purple Aces beat the No. 6, No. 3 and No. 2 seeds to make their first MVC Championship appearance since 2003. UE finished second with three players garnering All-Tournament team honors.

The 2013 campaign resulted in the most overall wins in a season since 2008 and the best regular-season and conference tournament finish since Redburn's arrival. UE continued its aggressive baserunning with 89 stolen bases, ranking second in the MVC. The pitching staff also rated fourth in the conference.

Redburn's 2012 club saw improvement as well, winning

more games than it had the previous season. The Purple Aces stole 79 bases and had two all-conference and one National Fastpitch Coaches Association All-Region selection that year. In 2011, Redburn exposed a young and inexperienced team to some of the top programs in the nation as UE played one of its most difficult schedules. Tennessee, Georgia Tech, Missouri, Ohio State, Texas Tech, South Alabama and Chattanooga were among the stiff competition.

Redburn quickly started to transform the UE program during his first year in 2010. The Purple Aces secured a berth in the MVC Tournament after winning 10 conference games. UE led the MVC with 31 doubles and hit 36 home runs, while producing two all-conference picks.

Academically, Redburn's teams consistently enjoyed success. In fact, each of his last four UE teams accumulated a 3.1 or higher grade point average. He had several student-athletes obtain over a 3.5 GPA and earn academic recognition along the way.

Prior to UE, Redburn spent three years as an assistant coach at the University of Missouri working primarily with the pitchers and catchers, and serving as recruiting coordinator.

He was part of a coaching staff that compiled an overall record of 137-53. The Tigers registered a school record for victories (50), won the Big 12 Conference Tournament, won their Regional and defeated host

UCLA in the Super Regional to advance to the College World Series in 2009. Overall, Redburn coached four all-conference pitchers, including USA National Team Pitcher Chelsea Thomas at Missouri.

Redburn began his collegiate coaching career as head coach at St. Charles (Mo.) Community College from 2001-04. He led the 2003 team to its first Region 16 championship and a seventh-place finish at the National Junior College Athletic Association Division I National Tournament. His 2004 squad set a school record with 33 victories.

Following his stay at St. Charles CC, Redburn spent two seasons as head coach of the new softball program at Jefferson College. In the program's first year of competition, 2006, he led Jefferson to a 49-16 record, Region 16 championship and ninth-place finish at the NJCAA Division I National Tournament. Redburn was honored as the Midwest Community College Athletic Conference Coach of the Year following that season.

A native of St. Charles, Missouri, Redburn graduated from the University of Missouri-St. Louis in 1993 and received his master's degree in Athletics/Activities Administration from William Woods University.

He and his wife, Tracy, have two sons, Joe and Jack.



Redburn's Year-by-Year Records

Year	School	Assignment	Record	Conference Finish	Postseason
2002	St. Charles CC	Head Coach	16-21	3rd	Region XVI Runner-Up
2003	St. Charles CC	Head Coach	26-21	2nd	Region XVI Champions 7th NJCAA National Tournament
2004	St. Charles CC	Head Coach	33-16	1st	3rd in Region XVI
2005	Jefferson College	Head Coach	-	Program Preparation Year	-
2006	Jefferson College	Head Coach	49-16	1st Region 16	-
2007	Missouri	Assistant Coach	40-23, 13-4	3rd Big 12	-
2008	Missouri	Assistant Coach	47-17, 11-6	3rd Big 12	-
2009	Missouri	Assistant Coach	50-12, 12-6	2nd Big 12	1st Big 12 Tournament NCAA Midwest Regional Champions NCAA Super Regional Champions 8th in College World Series
2010	Evansville	Head Coach	18-34, 10-16	7th MVC	-
2011	Evansville	Head Coach	12-42, 6-21	9th MVC	-
2012	Evansville	Head Coach	18-37, 8-19	8th MVC	-
2013	Evansville	Head Coach	23-30, 11-12	7th MVC	2nd MVC Tournament
2014	Evansville	Head Coach	19-32, 7-19	10th MVC	-
2015	Southeast Missouri	Head Coach	19-27, 12-12	7th OVC	8th OVC Tournament
2016	Southeast Missouri	Head Coach	16-33, 10-17	10th OVC	-
2017	Southeast Missouri	Head Coach	23-27, 8-14	9th OVC	-
2018	Southeast Missouri	Head Coach	33-20, 15-7	4th OVC	7th OVC Tournament
2019	Southeast Missouri	Head Coach	46-18, 17-5	1st OVC	1st OVC Tournament 3rd NCAA Regional
2020*	Southeast Missouri	Head Coach	12-5	-	-
2021	Southeast Missouri	Head Coach	30-17, 23-6	1st OVC	2nd OVC Tournament
2022	Southeast Missouri	Head Coach	5-5	-	-

* Season ended due to a global COVID-19 pandemic

Overall Record as a Collegiate Coach: 531-448 (21 years)

Overall Record as a Head Coach: 391-390 (18 years)

Record at Southeast Missouri, 184-152, 85-61 Ohio Valley Conference (7 years)

Record at Evansville, 90-175, 42-87 Missouri Valley Conference (5 years)

Record at Jefferson College, 49-16 (1 year)

Record at St. Charles CC: 75-58 (3 years)

Record as Assistant Coach at Missouri: 137-52 (3 years)

Redburn by the Numbers

- 85 OVC Commissioner's Honor Roll Selections
- 26 NFCA All-America Scholar-Athletes
- 20+ Academic All-Americans
- 11 NJCAA All-Region 16 Players
- 18 OVC Medal of Honor Recipients
- 9 First-Team All-OVC Selections
- 6 All-MVC Players
- 6 MVC Scholar-Athletes
- 8 OVC Players of the Week
- 5 All-Americans
- 6 NFCA All-Region Selections
- 6 OVC Pitchers of the Week
- 4 MCCAC All-Conference Players
- 5 OVC All-Newcomer Selections
- 3 MVC Players of the Week
- 2 Second-Team All-OVC Selections
- 1 OVC Player of the Year
- 1 OVC Freshman of the Year
- 1 OVC Pitcher of the Year

Coaching Honors

- 2021 OVC Coach of the Year
- 2019 OVC Coach of the Year
- 2019 NFCA Midwest Region Coaching Staff of the Year
- 2009 Midwest Coaching Staff of the Year
- 2006 Region 16 and MCCAC Coach of the Year



2022 Statistics

Record: 5-5 Home: 0-0 Away: 0-4 Neutral: 5-1 OVC: 0-0

Player	avg	gp-gs	ab	r	h	2b	3b	hr	rbi	tb	slg%	bb	hp	so	gdp	ob%	sf	sh	sb-att	po	a	e	fld%
11 BRADLEY, Tori	.450	9-5	20	5	9	0	1	0	1	11	.550	2	0	3	0	.500	0	0	0-0	16	0	0	1.000
14 ANDERSON, Kaylee	.440	10-10	25	10	11	2	0	1	6	16	.640	7	0	3	0	.563	0	0	1-1	5	3	0	1.000
26 SHORE, Aubrie	.429	10-10	28	6	12	3	1	2	10	23	.821	3	0	3	0	.469	1	0	0-1	39	0	2	.951
4 TUCKER, Alyson	.429	10-10	21	5	9	1	0	1	6	13	.619	3	1	3	0	.520	0	1	1-1	9	11	3	.870
1 ANDERSON, Jillian	.333	10-10	30	8	10	2	0	0	6	12	.400	5	1	5	0	.432	1	0	3-5	13	2	0	1.000
20 SACKETT, Kat	.290	10-10	31	6	9	1	0	0	6	10	.323	1	1	4	0	.333	0	0	0-0	27	5	3	.914
2 HALLIWILL, Paige	.269	10-10	26	6	7	2	0	0	9	9	.346	0	4	3	0	.367	0	1	0-0	19	1	0	1.000
24 WRIGLEY, Kynzie	.263	9-9	19	7	5	0	0	0	5	5	.263	3	0	7	0	.364	0	0	3-3	7	10	1	.944

3 FLEMING, Kimmy	1.000	2-0	1	0	1	0	0	0	0	1	1.000	1	0	0	0	1.000	0	0	0-0	0	0	0	.000
16 RICKERMANN, Abigail	.333	8-1	9	0	3	0	0	0	1	3	.333	0	1	1	0	.400	0	0	0-1	4	4	0	1.000
21 PENA, Chelsy	.286	9-5	14	4	4	0	0	0	4	4	.286	2	0	2	0	.375	0	0	0-0	6	6	1	.923
7 DAVIS, Karsyn	.222	5-3	9	0	2	0	0	0	2	2	.222	1	0	3	0	.300	0	0	0-0	24	1	1	.962
18 DENNIS, Sydney	.143	9-5	14	3	2	0	0	0	1	2	.143	1	0	3	0	.188	1	0	1-1	8	7	0	1.000
10 GERWITZ, Tatum	.143	9-1	7	2	1	0	0	0	1	1	.143	2	0	2	0	.333	0	0	1-1	1	0	0	1.000
17 ROBINSON, Kelby	.111	7-1	9	1	1	0	0	0	0	1	.111	0	0	1	0	.111	0	0	1-2	0	0	0	.000
5 GRISHAM, Kileigh	.000	7-0	1	3	0	0	0	0	0	0	.000	1	0	1	0	.500	0	0	1-1	0	0	0	.000
Totals	.326	10	264	66	86	11	2	4	58	113	.428	32	8	44	0	.410	3	2	12-17	181	57	11	.956
Opponents	.236	10	229	36	54	6	1	7	31	83	.362	25	3	67	0	.314	4	4	12-15	183	76	13	.952

LOB - Team (60), Opp (48). DPs turned - Team (2), Opp (2).

(All games Sorted by Earned run avg)

Player	era	w-l	app	gs	cg	sho	sv	ip	h	r	er	bb	so	2b	3b	hr	b/avg	wp	hp	bk	sfa	sha
9 ROOK, Rachel	2.40	4-2	7	6	4	2/0	0	35.0	23	15	12	9	53	3	0	5	.185	4	0	0	2	1
6 DAVIS, Marisa	3.36	0-1	5	3	0	0/0	0	16.2	18	13	8	10	9	0	1	2	.265	0	2	0	1	3
14 ANDERSON, Kaylee	3.94	1-1	3	0	0	0/0	0	5.1	7	3	3	1	4	1	0	0	.304	0	0	0	0	0

15 KELL, Delaney	9.33	0-1	2	1	0	0/0	0	3.0	6	4	4	4	1	2	0	0	.462	1	0	0	1	0
26 SHORE, Aubrie	21.00	0-0	2	0	0	0/0	0	0.1	0	1	1	1	0	0	0	0	.000	0	1	0	0	0
Totals	3.25	5-5	10	10	4	2/0	0	60.1	54	36	28	25	67	6	1	7	.236	5	3	0	4	4
Opponents	5.62	5-5	10	10	2	0/0	0	61.0	86	66	49	32	44	11	2	4	.326	2	8	0	3	2

PB - Team (0), Opp (2). SBA/ATT - SACKETT (6-9), M. DAVIS (4-6), ROOK (5-6), K. DAVIS (4-4), BRADLEY (2-2), K. ANDERSON (2-2), KELL (1-1).


2022 Results

Date	Opponent	Score	Inns	Overall	OVC	Pitcher of record	Attend	Time
! 02-11-22	vs Alabama A&M	w 13-0	5	1-0-0	0-0-0	ROOK (W 1-0)	107	1:35
! 02-11-22	at Southeastern	L 2-6	7	1-1-0	0-0-0	M. DAVIS (L 0-1)	329	1:49
! 02-12-22	vs Nicholls	w 13-5	5	2-1-0	0-0-0	K. ANDERSON (W 1-0)	203	1:46
! 02-12-22	at Southeastern	L 5-6	7	2-2-0	0-0-0	ROOK (L 1-1)	263	1:55
! 02-13-22	vs Nicholls	w 5-2	7	3-2-0	0-0-0	ROOK (W 2-1)	152	1:47
@ 02-18-22	vs Central Michigan	w 6-0	7	4-2-0	0-0-0	ROOK (W 3-1)	37	1:52
@ 02-18-22	vs Bellarmine	L 3-4	7	4-3-0	0-0-0	K. ANDERSON (L 1-1)	71	2:10
@ 02-19-22	at WKU	L 3-4	(8)	4-4-0	0-0-0	KELL (L 0-1)	251	2:35
@ 02-19-22	vs Central Michigan	w 12-4	5	5-4-0	0-0-0	ROOK (W 4-1)	57	1:56
@ 02-20-22	at WKU	L 4-5	7	5-5-0	0-0-0	ROOK (L 4-2)	257	1:44

* = Conference game

! = Lion Classic (Hammond, La.)

@ = Hilltopper Classic (Bowling Green, Ky.)

() extra inning game



2022 Season/Career Statistics

Record: 5-5 Home: 0-0 Away: 0-4 Neutral: 5-1 OVC: 0-0

Player	SEASON													CAREER													
	Avg	G-GS	AB	R	H	2B	3B	HR	RBI	BB	Hbp	SO	Sb-Att	Avg	G-GS	AB	R	H	2B	3B	HR	RBI	BB	Hbp	SO	Sb-Att	
11 BRADLEY, Tori	.450	9-5	20	5	9	0	1	0	1	2	0	3	0-0	.450	9-5	20	5	9	0	1	0	1	2	0	3	0-0	
14 ANDERSON, Kaylee	.440	10-10	25	10	11	2	0	1	6	7	0	3	1-1	.293	140-110	334	81	98	15	2	19	69	21	13	49	16-17	
26 SHORE, Aubrie	.429	10-10	28	6	12	3	1	2	10	3	0	3	0-1	.429	10-10	28	6	12	3	1	2	10	3	0	3	0-1	
4 TUCKER, Alyson	.429	10-10	21	5	9	1	0	1	6	3	1	3	1-1	.314	51-51	118	22	37	5	0	5	18	14	4	22	4-4	
1 ANDERSON, Jillian	.333	10-10	30	8	10	2	0	0	6	5	1	5	3-5	.281	56-55	153	30	43	13	1	0	21	35	5	30	13-23	
20 SACKETT, Kat	.290	10-10	31	6	9	1	0	0	6	1	1	4	0-0	.290	10-10	31	6	9	1	0	0	6	1	1	4	0-0	
2 HALLIWILL, Paige	.269	10-10	26	6	7	2	0	0	9	0	4	3	0-0	.269	10-10	26	6	7	2	0	0	9	0	4	3	0-0	
24 WRIGLEY, Kynzie	.263	9-9	19	7	5	0	0	0	5	3	0	7	3-3	.325	49-44	126	27	41	8	0	2	18	12	0	19	8-8	
<hr/>																											
3 FLEMING, Kimmy	1.000	2-0	1	0	1	0	0	0	0	1	0	0	0-0	.288	53-12	73	14	21	3	0	0	4	7	0	8	7-9	
16 RICKERMANN, Abigail	.333	8-1	9	0	3	0	0	0	1	0	1	1	0-1	.222	43-7	54	9	12	0	0	0	3	3	1	8	1-3	
21 PENA, Chelsy	.286	9-5	14	4	4	0	0	0	4	2	0	2	0-0	.177	96-43	141	17	25	5	0	0	19	13	1	17	3-5	
7 DAVIS, Karsyn	.222	5-3	9	0	2	0	0	0	2	1	0	3	0-0	.256	46-31	82	5	21	3	1	2	14	5	0	13	0-0	
18 DENNIS, Sydney	.143	9-5	14	3	2	0	0	0	1	1	0	3	1-1	.143	9-5	14	3	2	0	0	0	1	1	0	3	1-1	
10 GERWITZ, Tatum	.143	9-1	7	2	1	0	0	0	1	2	0	2	1-1	.143	9-1	7	2	1	0	0	0	1	2	0	2	1-1	
17 ROBINSON, Kelby	.111	7-1	9	1	1	0	0	0	0	0	0	1	1-2	.333	33-2	18	11	6	0	0	0	1	0	0	3	11-14	
5 GRISHAM, Kaleigh	.000	7-0	1	3	0	0	0	0	0	1	0	1	1-1	.000	7-0	1	3	0	0	0	0	0	1	0	1	1-1	
Totals	.326	10-10	264	66	86	11	2	4	58	32	8	44	12-17														
Opponents	.236	10-10	229	36	54	6	1	7	31	25	3	67	12-15														

(All games Sorted by Earned run avg)

Player	SEASON													CAREER												
	ERA	W-L	App	GS	CG	Sho	Sv	IP	H	R	ER	BB	SO	ERA	W-L	App	GS	CG	Sho	Sv	IP	H	R	ER	BB	SO
9 ROOK, Rachel	2.40	4-2	7	6	4	2	0	35.0	23	15	12	9	53	2.31	44-22	112	57	24	14	10	375.1	259	142	124	113	453
6 DAVIS, Marisa	3.36	0-1	5	3	0	0	0	16.2	18	13	8	10	9	3.32	5-2	50	5	0	0	3	92.2	93	53	44	34	65
14 ANDERSON, Kaylee	3.94	1-1	3	0	0	0	0	5.1	7	3	3	1	4	4.49	9-5	42	2	0	0	4	81.0	93	64	52	38	50
15 KELL, Delaney	9.33	0-1	2	1	0	0	0	3.0	6	4	4	4	1	9.33	0-1	2	1	0	0	0	3.0	6	4	4	4	1
26 SHORE, Aubrie	21.00	0-0	2	0	0	0	0	0.1	0	1	1	1	0	21.00	0-0	2	0	0	0	0	0.1	0	1	1	1	0
Totals	3.25	5-5	10	10	4	2	0	60.1	54	36	28	25	67													
Opponents	5.62	5-5	10	10	2	0	0	61.0	86	66	49	32	44													

**Multiple-Hit Games**

Player	2	3	4	5+	Total
Aubrie Shore	2	1	-	-	3
Kaylee Anderson	2	1	-	-	3
Jillian Anderson	2	-	-	-	2
Paige Halliwill	2	-	-	-	2
Tori Bradley	1	1	-	-	2
Abigail Rickermann	1	-	-	-	1
Alyson Tucker	-	1	-	-	1
Kynzie Wrigley	1	-	-	-	1
Kat Sackett	1	-	-	-	1

Multiple-RBI Games

Player	2	3	4	5+	Total
Paige Halliwill	2	1	-	-	3
Kynzie Wrigley	2	-	-	-	2
Alyson Tucker	2	-	-	-	2
Aubrie Shore	-	1	1	-	2
Jillian Anderson	2	-	-	-	2
Kaylee Anderson	2	-	-	-	2
Kat Sackett	1	1	-	-	2
Karsyn Davis	1	-	-	-	1

Inning-by-Inning Summary

Inning	SEMO	Opp.
First	28	1
Second	10	5
Third	9	9
Fourth	13	8
Fifth	2	4
Sixth	3	8
Seventh	1	0
Extra	0	1
Total	66	36

Inning-by-Inning Summary (OVC Games)

Inning	SEMO	Opp.
First	0	0
Second	0	0
Third	0	0
Fourth	0	0
Fifth	0	0
Sixth	0	0
Seventh	0	0
Extra	0	0
Total	0	0

Current Hitting Streaks

Player	Games	Started
Alyson Tucker	5	
Aubrie Shore	4	

Current Reached Base Streaks

Player	Games	Started
Aubrie Shore	10	2/11

Career Multiple-Hit Games

Player	2	3	4	5+	Total
Kaylee Anderson	18	4	-	-	22
Kynzie Wrigley	10	1	-	-	11
Jillian Anderson	8	1	-	-	9
Alyson Tucker	4	2	-	-	6
Chelsy Pena	4	-	-	-	4
Karsyn Davis	3	-	-	-	3
Kimmy Fleming	3	-	-	-	3
Aubrie Shore	2	1	-	-	3
Paige Halliwill	2	-	-	-	2
Tori Bradley	1	1	-	-	2
Abigail Rickermann	1	-	-	-	1
Kat Sackett	1	-	-	-	1

Career Multiple-RBI Games

Player	2	3	4	5+	Total
Kaylee Anderson	13	3	2	-	18
Jillian Anderson	3	2	-	-	5
Alyson Tucker	3	-	1	-	4
Paige Halliwill	2	1	-	-	3
Chelsy Pena	3	-	-	-	3
Aubrie Shore	2	-	-	-	2
Kat Sackett	1	1	-	-	2
Kynzie Wrigley	2	-	-	-	2
Karsyn Davis	1	-	-	-	1

1 Jillian Anderson**2022 Season-Highs**

At-Bats	4, 4x, last at Western Kentucky (2/20/22)
Runs	3, vs. Nicholls (2/12/22)
Hits	2, 2x, last vs. Central Michigan (2/18/22)
Doubles	1, 2x, last vs. Nicholls (2/12/22)
Triples	-
Home Runs	-
RBI	2, 2x, last vs. Nicholls (2/12/22)
Stolen Bases	2, vs. Alabama A&M (2/11/22)

Career-Highs

At-Bats	4, 11x, last at Western Kentucky (2/20/22)
Runs	3, 2x, last vs. Nicholls (2/12/22)
Hits	3, vs. Austin Peay (3/6/21)
Doubles	2, at Tennessee Tech (3/13/21)
Triples	1, at Belmont (3/21/21)
Home Runs	-
RBI	3, 2x, last at SIU Edwardsville (4/11/21)
Stolen Bases	2, vs. Alabama A&M (2/11/22)

14 Kaylee Anderson**2022 Season-Highs**

At-Bats	4, 2x, last at Western Kentucky (2/19/22)
Runs	2, vs. Nicholls (2/12/22)
Hits	3, vs. Central Michigan (2/18/22)
Doubles	1, 2x, last vs. Bellarmine (2/18/22)
Triples	-
Home Runs	1, vs. Central Michigan (2/18/22)
RBI	2, 2x, last vs. Nicholls (2/12/22)
Stolen Bases	1, vs. Nicholls (2/13/22)

Hitting Career-Highs

At-Bats	5, 3x, last at SIU Edwardsville (4/11/21)
Runs	3, 3x, last at Jacksonville State (5/13/21)
Hits	3, 4x, last vs. Central Michigan (2/18/22)
Doubles	2, vs. Saint Louis (4/17/19)
Triples	1, 2x, last vs. South Carolina State (2/23/20)
Home Runs	2, 3x, last at Jacksonville State (5/8/21)
RBI	4, 4x, last at Jacksonville State (5/13/21)
Stolen Bases	3, vs. Mississippi Valley State (3/6/20)

2022 Pitching Season-Highs

Innings Pitched	2.0, 2x, last vs. Bellarmine (2/18/22)
Fewest Hits	1, at Southeastern Louisiana (2/11/22)
Most Hits	4, vs. Bellarmine (2/18/22)
Fewest Runs	0, at Southeastern Louisiana (2/11/22)
Most Runs	2, vs. Bellarmine (2/18/22)
Fewest Walks	0, 2x, last vs. Bellarmine (2/18/22)
Strikeouts	2, vs. Bellarmine (2/18/22)

Pitching Career-Highs

Innings Pitched	4.0, 5x, last at Troy (2/15/20)
Fewest Hits	0, 4x, last at Jacksonville State (5/8/21)
Most Hits	8, 2x, last vs. Purdue Fort Wayne (2/14/20)
Fewest Runs	0, 16x, last at Southeastern Louisiana (2/11/22)
Most Runs	9, vs. Purdue Fort Wayne (2/14/20)
Fewest Walks	0, 19x, last vs. Bellarmine (2/18/22)
Strikeouts	5, at Tennessee Tech (4/26/19)

11 Tori Bradley**2022 Season/Career-Highs**

At-Bats	4, 3x, last vs. Central Michigan (2/19/22)
Runs	2, vs. Bellarmine (2/18/22)
Hits	3, vs. Central Michigan (2/19/22)
Doubles	-
Triples	1, vs. Central Michigan (2/19/22)
Home Runs	-
RBI	1, vs. Central Michigan (2/19/22)
Stolen Bases	-

7 Karsyn Davis**2022 Season-Highs**

At-Bats	3, at Southeastern Louisiana (2/12/22)
Runs	-
Hits	1, 2x, last vs. Central Michigan (2/18/22)
Doubles	-
Triples	-
Home Runs	-
RBI	2, vs. Central Michigan (2/18/22)
Stolen Bases	-

Career-Highs

At-Bats	4, at Belmont (3/20/21)
Runs	1, 5x, last vs. Jacksonville State (5/13/21)
Hits	3, vs. Jacksonville State (5/13/21)
Doubles	2, at Belmont (3/20/21)
Triples	-
Home Runs	1, 2x, last vs. Jacksonville State (5/13/21)
RBI	4, at Belmont (3/20/21)
Stolen Bases	-

6 Marisa Davis**2022 Season-Highs**

Innings Pitched	7.0, at Western Kentucky (2/19/22)
Fewest Hits	1, at Western Kentucky (2/20/22)
Most Hits	8, at Western Kentucky (2/19/22)
Fewest Runs	1, 2x, last at Western Kentucky (2/20/22)
Most Runs	6, at Southeastern Louisiana (2/11/22)
Fewest Walks	0, at Southeastern Louisiana (2/12/22)
Strikeouts	5, at Western Kentucky (2/19/22)

Career-Highs

Innings Pitched	7.0, at Western Kentucky (2/19/22)
Fewest Hits	0, 10x, last vs. Eastern Kentucky (5/15/21)
Most Hits	8, at Western Kentucky (2/19/22)
Fewest Runs	0, 26x, last vs. Eastern Kentucky (5/15/21)
Most Runs	6, at Southeastern Louisiana (2/11/22)
Fewest Walks	0, 29x, last at Southeastern Louisiana (2/12/22)
Strikeouts	5, at Western Kentucky (2/19/22)

18 Sydney Dennis**2022 Season/Career-Highs**

At-Bats	4, at Western Kentucky (2/19/22)
Runs	2, vs. Alabama A&M (2/11/22)
Hits	1, 2x, last at Southeastern Louisiana (2/12/22)
Doubles	-
Triples	-
Home Runs	-
RBI	1, vs. Bellarmine (2/18/22)
Stolen Bases	1, vs. Alabama A&M (2/11/22)

3 Kimmy Fleming**2022 Season-Highs**

At-Bats	1, vs. Nicholls (2/13/22)
Runs	-
Hits	1, vs. Nicholls (2/13/22)
Doubles	-
Triples	-
Home Runs	-
RBI	-
Stolen Bases	-

Career-Highs

At-Bats	4, 4x, last at Jacksonville State (5/8/21)
Runs	2, 3x, last at Jacksonville State (5/8/21)
Hits	2, 3x, last at Jacksonville State (5/8/21)
Doubles	1, 3x, last at Jacksonville State (5/8/21)
Triples	-
Home Runs	-
RBI	1, 4x, last vs. Murray State (5/1/21)
Stolen Bases	2, 2x, last at Tennessee Tech (3/12/21)



10 Tatum Gerwitz

2022 Season/Career-Highs

At-Bats.....	2, vs. Nicholls (2/13/22)
Runs.....	1, 2x, last vs. Central Michigan (2/19/22)
Hits.....	1, at Southeastern Louisiana (2/12/22)
Doubles.....	-
Triples.....	-
Home Runs.....	-
RBI.....	1, vs. Nicholls (2/12/22)
Stolen Bases.....	1, at Western Kentucky (2/19/22)

5 Kileigh Grisham

2022 Season/Career-Highs

At-Bats.....	1, vs. Nicholls (2/13/22)
Runs.....	1, 3x, last vs. Bellarmine (2/18/22)
Hits.....	-
Doubles.....	-
Triples.....	-
Home Runs.....	-
RBI.....	-
Stolen Bases.....	1, vs. Alabama A&M (2/11/22)

2 Paige Halliwill

2022 Season/Career-Highs

At-Bats.....	4, vs. Alabama A&M (2/11/22)
Runs.....	2, 2x, last vs. Nicholls (2/12/22)
Hits.....	2, 2x, last vs. Central Michigan (2/19/22)
Doubles.....	1, 2x, last at Western Kentucky (2/20/22)
Triples.....	-
Home Runs.....	-
RBI.....	3, at Western Kentucky (2/20/22)
Stolen Bases.....	-

19 Paytience Holman

2022 Season-Highs

Innings Pitched.....	-
Fewest Hits.....	-
Most Hits.....	-
Fewest Runs.....	-
Most Runs.....	-
Fewest Walks.....	-
Strikeouts.....	-

Career-Highs

Innings Pitched.....	7.0, 4x, last vs. Eastern Kentucky (5/14/21)
Fewest Hits.....	0, 2x, last vs. Jacksonville State (5/14/21)
Most Hits.....	10, vs. Eastern Kentucky (4/17/21)
Fewest Runs.....	0, 9x, last vs. Jacksonville State (5/14/21)
Most Runs.....	7, at Tennessee (2/20/21)
Fewest Walks.....	0, 9x, last vs. Jacksonville State (5/14/21)
Strikeouts.....	14, vs. Mississippi Valley State (3/6/20)

15 Delaney Kell

2022 Season/Career-Highs

Innings Pitched.....	2.2, vs. Nicholls (2/12/22)
Fewest Hits.....	2, at Western Kentucky (2/19/22)
Most Hits.....	4, vs. Nicholls (2/12/22)
Fewest Runs.....	0, at Western Kentucky (2/19/22)
Most Runs.....	4, vs. Nicholls (2/12/22)
Fewest Walks.....	0, at Western Kentucky (2/19/22)
Strikeouts.....	1, vs. Nicholls (2/12/22)

8 Sydney Melton

2022 Season/Career-Highs

At-Bats.....	-
Runs.....	-
Hits.....	-
Doubles.....	-
Triples.....	-
Home Runs.....	-
RBI.....	-
Stolen Bases.....	-

21 Chelsy Pena

2022 Season-Highs

At-Bats.....	3, 2x, last at Western Kentucky (2/20/22)
Runs.....	1, 4x, last at Western Kentucky (2/20/22)
Hits.....	1, 4x, last at Western Kentucky (2/20/22)
Doubles.....	-
Triples.....	-
Home Runs.....	-
RBI.....	1, 4x, last at Western Kentucky (2/20/22)
Stolen Bases.....	-

Career-Highs

At-Bats.....	4, 3x, last vs. North Dakota State (2/26/21)
Runs.....	2, vs. Kansas City (3/8/19)
Hits.....	2, 3x, last vs. Mississippi Valley State (3/6/20)
Doubles.....	2, vs. Coppin State (3/2/19)
Triples.....	-
Home Runs.....	-
RBI.....	2, 3x, last vs. Murray State (4/15/19)
Stolen Bases.....	2, vs. UL Monroe (3/1/19)

16 Abigail Rickermann

2022 Season-Highs

At-Bats.....	3, at Western Kentucky (2/19/22)
Runs.....	-
Hits.....	2, vs. Bellarmine (2/18/22)
Doubles.....	-
Triples.....	-
Home Runs.....	-
RBI.....	1, vs. Bellarmine (2/18/22)
Stolen Bases.....	-

Career-Highs

At-Bats.....	4, at Arkansas (2/26/21)
Runs.....	2, vs. Texas Tech (2/27/21)
Hits.....	2, vs. Bellarmine (2/18/22)
Doubles.....	-
Triples.....	-
Home Runs.....	-
RBI.....	1, 3x, last vs. Bellarmine (2/18/22)
Stolen Bases.....	1, vs. Texas Tech (2/27/21)

17 Kelby Robinson

2022 Season-Highs

At-Bats.....	3, 2x, last vs. Bellarmine (2/18/22)
Runs.....	1, vs. Alabama A&M (2/11/22)
Hits.....	1, vs. Alabama A&M (2/11/22)
Doubles.....	-
Triples.....	-
Home Runs.....	-
RBI.....	-
Stolen Bases.....	1, vs. Alabama A&M (2/11/22)

Career-Highs

At-Bats.....	3, 2x, last vs. Bellarmine (2/18/22)
Runs.....	1, 11x, last vs. Alabama A&M (2/11/22)
Hits.....	1, 6x, last vs. Alabama A&M (2/11/22)
Doubles.....	-
Triples.....	-
Home Runs.....	-
RBI.....	1, vs. Jacksonville State (5/14/21)
Stolen Bases.....	2, 2x, last vs. Eastern Kentucky (4/17/21)

9 Rachel Rook

2022 Season-Highs

Innings Pitched.....	7.0, 2x, last vs. Central Michigan (2/18/22)
Fewest Hits.....	0, 3x, last vs. Bellarmine (2/18/22)
Most Hits.....	8, at Western Kentucky (2/20/22)
Fewest Runs.....	0, 2x, last vs. Bellarmine (2/18/22)
Most Runs.....	5, at Southeastern Louisiana (2/12/22)
Fewest Walks.....	0, vs. Bellarmine (2/18/22)
Strikeouts.....	15, vs. Nicholls (2/13/22)

Career-Highs

Innings Pitched.....	7.2, vs. Jacksonville State (5/14/21)
Fewest Hits.....	0, 26x, last vs. Bellarmine (2/18/22)
Most Hits.....	9, at SIU Edwardsville (4/11/21)
Fewest Runs.....	0, 52x, last vs. Bellarmine (2/18/22)
Most Runs.....	6, 2x, last at Arkansas (2/27/21)
Fewest Walks.....	0, 46x, last vs. Bellarmine (2/18/22)
Strikeouts.....	15, 2x, last vs. Nicholls (2/13/22)

12 Emma Rote

2022 Season/Career-Highs

At-Bats.....	-
Runs.....	-
Hits.....	-
Doubles.....	-
Triples.....	-
Home Runs.....	-
RBI.....	-
Stolen Bases.....	-

20 Kat Sackett

2022 Season/Career-Highs

At-Bats.....	4, 3x, last vs. Bellarmine (2/18/22)
Runs.....	1, 6x, last at Western Kentucky (2/20/22)
Hits.....	2, at Southeastern Louisiana (2/11/22)
Doubles.....	1, at Southeastern Louisiana (2/11/22)
Triples.....	-
Home Runs.....	-
RBI.....	3, vs. Nicholls (2/12/22)
Stolen Bases.....	-

26 Aubrie Shore

2022 Hitting Season/Career-Highs

At-Bats.....	4, 2x, last at Western Kentucky (2/19/22)
Runs.....	2, vs. Alabama A&M (2/11/22)
Hits.....	3, vs. Central Michigan (2/19/22)
Doubles.....	2, vs. Central Michigan (2/19/22)
Triples.....	1, vs. Alabama A&M (2/11/22)
Home Runs.....	1, 2x, last at Western Kentucky (2/19/22)
RBI.....	4, vs. Central Michigan (2/19/22)
Stolen Bases.....	-

2022 Pitching Season/ Career-Highs

Innings Pitched.....	0.1, vs. Nicholls (2/12/22)
Fewest Hits.....	0, 2x, last at Western Kentucky (2/19/22)
Most Hits.....	-
Fewest Runs.....	0, vs. Nicholls (2/12/22)
Most Runs.....	1, at Western Kentucky (2/19/22)
Fewest Walks.....	0, vs. Nicholls (2/12/22)
Strikeouts.....	-



4 Alyson Tucker

2022 Season-Highs	
At-Bats.....	4, at Western Kentucky (2/19/22)
Runs	1, 5x, last vs. Central Michigan (2/19/22)
Hits	3, at Western Kentucky (2/19/22)
Doubles.....	1, at Western Kentucky (2/19/22)
Triples	-
Home Runs	1, at Western Kentucky (2/19/22)
RBI.....	2, 2x, last vs. Central Michigan (2/19/22)
Stolen Bases.....	1, vs. Central Michigan (2/18/22)
Career-Highs	
At-Bats.....	4, 4x, last at Western Kentucky (2/19/22)
Runs	2, 3x, last vs. Jacksonville State (5/13/21)
Hits	3, 2x, last at Western Kentucky (2/19/22)
Doubles.....	1, 5x, last at Western Kentucky (2/19/22)
Triples	-
Home Runs	1, 5x, last at Western Kentucky (2/19/22)
RBI.....	4, at Jacksonville State (5/8/21)
Stolen Bases.....	1, 4x, last vs. Central Michigan (2/18/22)

24 Kynzie Wrigley

2022 Season-Highs	
At-Bats.....	3, 2x, last vs. Central Michigan (2/19/22)
Runs	2, vs. Central Michigan (2/19/22)
Hits	2, vs. Central Michigan (2/19/22)
Doubles.....	-
Triples	-
Home Runs	-
RBI.....	2, 2x, last at Southeastern Louisiana (2/12/22)
Stolen Bases.....	1, 3x, last vs. Central Michigan (2/19/22)
Career-Highs	
At-Bats.....	4, 11x, last vs. Eastern Kentucky (5/15/21)
Runs	2, 3x, last vs. Central Michigan (2/19/22)
Hits	3, vs. Austin Peay (3/6/21)
Doubles.....	1, 7x, last at Jacksonville State (5/8/21)
Triples	-
Home Runs	1, 2x, last at Jacksonville State (5/8/21)
RBI.....	2, 3x, last at Southeastern Louisiana (2/12/22)
Stolen Bases.....	1, 8x, last vs. Central Michigan (2/19/22)

Southeast Missouri's Record

Overall	5-5
At Home.....	0-0
On the Road.....	0-4
At Neutral Sites.....	5-1
Against Non-OVC Opponents.....	5-5
Against OVC Opponents	0-0
In Home OVC Games.....	0-0
In Away OVC Games	0-0
vs. Ranked Teams	0-0
In February.....	5-5
In March.....	0-0
In April.....	0-0
In May.....	0-0
On Mondays.....	0-0
On Tuesdays	0-0
On Wednesdays	0-0
On Thursdays.....	0-0
On Fridays	2-2
On Saturdays.....	2-2
On Sundays.....	1-1
In Day Games.....	4-5
In Night Games.....	1-0
In Extra Inning Games.....	0-1
When Redhawks Score First.....	5-2
When Opponents Score First.....	0-3
vs. Left-Handed Starter.....	0-0
vs. Right-Handed Starter.....	5-5
In 1-Run Games.....	0-4
In 2-Run Games.....	0-0
In 5+ Run Games.....	4-0
Shutouts	2-0
When Leading After Six Innings.....	2-0
When Trailing After Six Innings.....	0-4
When Tied After Six Innings.....	0-1
When Redhawks Starter Goes 6 or more Innings.....	2-2
When Redhawks Get 10 or more Hits	2-1
When Redhawks Outhit Opponents	5-2
When Redhawks Get Outhit	0-3
When Hits are Tied.....	0-0
When Scoring 0-2 Runs.....	0-1
When Scoring 3-5 Runs.....	1-4
When Scoring 6-9 Runs	1-0
When Scoring 10+ Runs.....	3-0
When Opponents Score 0-2 Runs.....	3-0
When Opponents Score 3-5 Runs.....	2-3
When Opponents Score 6-9 Runs.....	0-2
When Opponents Score 10+ Runs.....	0-0
Without Hitting a Home Run.....	3-4
When Hitting 1 Home Run	2-0
When Hitting 2+ Home Runs	0-1
Committing 0 Errors.....	1-2
Committing 1 Error.....	1-0
Committing 2+ Errors.....	3-3

Honors & Awards

OVC Pitcher of the Week
Rachel Rook, Feb. 21



Game-by-Game Starting Lineups

<u>Opponent</u>	<u>P</u>	<u>C</u>	<u>1B</u>	<u>2B</u>	<u>3B</u>	<u>SS</u>	<u>LF</u>	<u>CF</u>	<u>RF</u>	<u>DP</u>
Alabama A&M	Rook	K. Davis	Shore	Dennis	Wrigley	Tucker	J. Anderson	Halliwill	K. Anderson	Sackett
Southeastern Louisiana	M. Davis	Sackett	Shore	Dennis	Wrigley	Tucker	J. Anderson	Halliwill	K. Anderson	Robinson
Nicholls	Kell	Sackett	Shore	Wrigley	Pena	Tucker	J. Anderson	Halliwill	K. Anderson	Bradley
Southeastern Louisiana	Rook	K. Davis	Shore	Dennis	Wrigley	Tucker	J. Anderson	Halliwill	K. Anderson	Sackett
Nicholls	Rook	Sackett	Shore	Wrigley	Pena	Tucker	Gerwitz	Halliwill	K. Anderson	J. Anderson
Central Michigan	Rook	K. Davis	Shore	Wrigley	Pena	Tucker	J. Anderson	Halliwill	K. Anderson	Sackett
Bellarmine	M. Davis	Sackett	Shore	Dennis	Wrigley	Tucker	J. Anderson	Halliwill	K. Anderson	Bradley
Western Kentucky	M. Davis	Sackett	Shore	Rickermann	Dennis	Tucker	J. Anderson	Halliwill	K. Anderson	Bradley
Central Michigan	Rook	Bradley	Shore	Wrigley	Pena	Tucker	J. Anderson	Halliwill	K. Anderson	Sackett
Western Kentucky	Rook	Sackett	Shore	Wrigley	Pena	Tucker	J. Anderson	Halliwill	K. Anderson	Bradley
Ole Miss										
College of Charleston										
Lipscomb										
College of Charleston										
Dayton										
Lipscomb										
Iowa										
Wichita State										
Missouri State										
Kansas										
Kansas										
Kansas City										
Iowa										
Tennessee State										
Tennessee State										
Tennessee State										
Southern Illinois										
Tennessee Tech										
Tennessee Tech										
Tennessee Tech										
Southern Illinois										
Morehead State										
Morehead State										
Morehead State										
UT Martin										
UT Martin										
Eastern Illinois										
Eastern Illinois										
Eastern Illinois										
Arkansas										
Arkansas										
Austin Peay										
Austin Peay										
Austin Peay										
Murray State										
Murray State										
Murray State										
UT Martin										
UT Martin										
SIU Edwardsville										
SIU Edwardsville										
SIU Edwardsville										
Belmont										
Belmont										
Belmont										



Game-by-Game Hitting

Opponent	AB	R	H	RBI	2B	3B	HR	BB	IBB	SB	CS	HBP	SAC	SE	GDP	K	PQ	A	E	Avg
Southeast Missouri	24	13	11	11	1	1	1	5	0	5	0	0	0	0	0	5	15	2	0	.458
Alabama A&M	17	0	1	0	0	0	0	2	0	0	0	0	0	0	0	12	12	4	2	.059
Southeast Missouri	25	2	4	2	1	0	0	3	0	0	0	1	0	0	0	4	18	12	5	.306
Southeastern Louisiana	24	6	5	2	0	0	0	1	0	6	0	1	2	0	0	3	21	6	2	.146
Southeast Missouri	24	13	8	11	2	0	0	5	0	1	0	2	0	0	0	2	15	8	1	.315
Nicholls	19	5	6	5	2	0	0	5	0	0	0	0	0	1	0	2	15	3	2	.200
Southeast Missouri	30	5	12	5	0	0	0	1	0	1	1	1	1	1	0	4	18	7	1	.340
Southeastern Louisiana	25	6	11	6	1	1	3	1	0	4	2	0	1	1	0	1	21	7	0	.271
Southeast Missouri	23	5	7	4	1	0	0	6	0	2	2	2	0	0	0	5	21	2	1	.333
Nicholls	23	2	1	2	0	0	1	1	0	0	0	0	0	0	0	15	18	10	0	.222
Southeast Missouri	26	6	9	4	1	0	1	2	0	1	1	1	0	0	0	5	21	3	0	.336
Central Michigan	21	0	0	0	0	0	1	0	0	0	0	0	0	0	0	12	18	6	1	.186
Southeast Missouri	29	3	9	3	1	0	0	4	0	0	0	0	0	1	0	6	18	9	3	.331
Bellarmine	26	4	6	4	1	0	0	3	0	0	0	1	0	1	0	6	21	8	0	.194
Southeast Missouri	33	3	7	3	1	0	2	0	0	1	0	1	0	0	0	7	22	6	0	.313
Western Kentucky	31	4	10	4	0	0	1	6	0	1	0	1	1	0	0	5	24	10	2	.215
Southeast Missouri	23	12	14	11	2	1	0	5	0	1	1	0	1	1	0	1	15	1	0	.342
Central Michigan	20	4	5	4	1	0	2	2	0	1	0	0	0	0	0	8	12	7	2	.218
Southeast Missouri	27	4	5	4	1	0	0	1	0	0	0	0	0	0	0	5	18	7	0	.326
Western Kentucky	23	5	9	4	1	0	0	3	0	0	1	0	0	1	0	3	21	15	2	.236
Southeast Missouri																				
Ole Miss																				
Southeast Missouri																				
College of Charleston																				
Southeast Missouri																				
Lipscomb																				
Southeast Missouri																				
College of Charleston																				
Southeast Missouri																				
Dayton																				
Southeast Missouri																				
Lipscomb																				
Southeast Missouri																				
Iowa																				
Southeast Missouri																				
Wichita State																				
Southeast Missouri																				
Missouri State																				
Southeast Missouri																				
Kansas																				
Southeast Missouri																				
Kansas																				
Southeast Missouri																				
Kansas City																				
Southeast Missouri																				
Iowa																				
Southeast Missouri																				
Tennessee State																				
Southeast Missouri																				
Tennessee State																				
Southeast Missouri																				
Tennessee State																				
Southeast Missouri																				
Southern Illinois																				
Southeast Missouri																				
Tennessee Tech																				
Southeast Missouri																				
Tennessee Tech																				



SOUTHEAST MISSOURI SOFTBALL NOTES // OLE MISS

Game-by-Game Hitting

Opponent	AB	R	H	RBI	2B	3B	HR	BB	IBB	SB	CS	HBP	SAC	SF	GDP	K	PQ	A	E	Avg
Southeast Missouri Tennessee Tech																				
Southeast Missouri Southern Illinois																				
Southeast Missouri Morehead State																				
Southeast Missouri Morehead State																				
Southeast Missouri Morehead State																				
Southeast Missouri Morehead State																				
Southeast Missouri UT Martin																				
Southeast Missouri UT Martin																				
Southeast Missouri Eastern Illinois																				
Southeast Missouri Eastern Illinois																				
Southeast Missouri Eastern Illinois																				
Southeast Missouri Arkansas																				
Southeast Missouri Arkansas																				
Southeast Missouri Austin Peay																				
Southeast Missouri Austin Peay																				
Southeast Missouri Austin Peay																				
Southeast Missouri Murray State																				
Southeast Missouri Murray State																				
Southeast Missouri Murray State																				
Southeast Missouri UT Martin																				
Southeast Missouri UT Martin																				
Southeast Missouri SIU Edwardsville																				
Southeast Missouri SIU Edwardsville																				
Southeast Missouri SIU Edwardsville																				
Southeast Missouri Belmont																				
Southeast Missouri Belmont																				
Southeast Missouri Belmont																				



Game-by-Game Pitching

Opponent	IP	H	R	ER	BB	SO	2B	3B	HR	WP	BK	HBP	DP	IBB	Score	W-L	SV	ERA
Southeast Missouri	5.0	1	0	0	2	12	0	0	0	1	0	0	0	0	13-0	1-0	0	0.00
Alabama A&M	4.0	11	13	9	5	5	1	1	1	0	0	0	0	0	0-13	0-1	0	15.75
Southeast Missouri	6.0	5	6	1	1	3	0	0	0	0	0	1	0	0	2-6	1-1	0	0.64
Southeastern Louisiana	7.0	4	2	1	3	4	1	0	0	0	0	1	1	0	6-2	1-1	0	6.36
Southeast Missouri	5.0	6	5	5	5	2	2	0	0	1	0	0	1	0	13-5	2-1	0	2.62
Nicholls	5.0	8	13	11	5	2	2	0	0	1	0	2	0	0	5-13	1-2	0	9.19
Southeast Missouri	6.0	11	6	5	1	1	1	1	3	0	0	0	0	0	5-6	2-2	0	3.50
Southeastern Louisiana	7.0	12	5	5	1	4	0	0	0	0	0	1	0	0	6-5	2-2	0	7.91
Southeast Missouri	7.0	1	2	0	1	15	0	0	1	0	0	0	0	0	5-2	3-2	0	2.66
Nicholls	6.0	7	5	5	6	5	1	0	0	1	0	2	0	0	2-5	2-3	0	7.48
Southeast Missouri	7.0	0	0	0	1	12	0	0	0	0	0	0	0	0	6-0	4-2	0	2.14
Central Michigan	6.0	9	6	4	2	5	1	0	1	0	0	1	0	0	0-6	2-4	0	7.00
Southeast Missouri	6.0	6	4	4	3	6	1	0	0	0	0	1	0	0	3-4	4-3	0	2.50
Bellarmine	7.0	9	3	3	4	6	1	0	0	0	0	0	0	0	4-3	3-4	0	6.33
Southeast Missouri	7.1	10	4	4	6	5	0	0	1	0	0	1	0	0	3-4	4-4	0	2.70
Western Kentucky	8.0	7	3	3	0	7	1	0	2	0	0	1	0	0	4-3	4-4	0	5.74
Southeast Missouri	5.0	5	4	4	2	8	1	0	2	1	0	0	0	0	12-4	5-4	0	2.96
Central Michigan	4.0	14	12	8	5	1	2	1	0	0	0	0	1	0	4-12	4-5	0	6.35
Southeast Missouri	6.0	9	5	5	3	3	1	0	0	2	0	0	1	0	4-5	5-5	0	3.25
Western Kentucky	7.0	5	4	0	1	5	1	0	0	0	0	0	0	0	5-4	5-5	0	5.62
Southeast Missouri																		
Ole Miss																		
Southeast Missouri																		
College of Charleston																		
Southeast Missouri																		
Lipscomb																		
Southeast Missouri																		
College of Charleston																		
Southeast Missouri																		
Dayton																		
Southeast Missouri																		
Lipscomb																		
Southeast Missouri																		
Iowa																		
Southeast Missouri																		
Wichita State																		
Southeast Missouri																		
Missouri State																		
Southeast Missouri																		
Kansas																		
Southeast Missouri																		
Kansas																		
Southeast Missouri																		
Kansas City																		
Southeast Missouri																		
Iowa																		
Southeast Missouri																		
Tennessee State																		
Southeast Missouri																		
Tennessee State																		
Southeast Missouri																		
Tennessee State																		
Southeast Missouri																		
Southern Illinois																		
Southeast Missouri																		
Tennessee Tech																		
Southeast Missouri																		
Tennessee Tech																		
Southeast Missouri																		
Tennessee Tech																		



Game-by-Game Pitching

Opponent	IP	H	R	ER	BB	SO	2B	3B	HR	WP	BK	HBP	DP	IBB	Score	W-L	SV	ERA
Southeast Missouri Southern Illinois																		
Southeast Missouri Morehead State																		
Southeast Missouri Morehead State																		
Southeast Missouri Morehead State																		
Southeast Missouri UT Martin																		
Southeast Missouri UT Martin																		
Southeast Missouri Eastern Illinois																		
Southeast Missouri Eastern Illinois																		
Southeast Missouri Eastern Illinois																		
Southeast Missouri Arkansas																		
Southeast Missouri Arkansas																		
Southeast Missouri Austin Peay																		
Southeast Missouri Austin Peay																		
Southeast Missouri Austin Peay																		
Southeast Missouri Murray State																		
Southeast Missouri Murray State																		
Southeast Missouri Murray State																		
Southeast Missouri UT Martin																		
Southeast Missouri UT Martin																		
Southeast Missouri SIU Edwardsville																		
Southeast Missouri SIU Edwardsville																		
Southeast Missouri SIU Edwardsville																		
Southeast Missouri Belmont																		
Southeast Missouri Belmont																		
Southeast Missouri Belmont																		