



2021-22 SOUTHEAST MISSOURI BASKETBALL

Game
29



Schedule

November (3-4)

9	at Missouri State	ESPN+	W, 99-94
13	Youngstown State	ESPN+	L, 79-97
19	Arkansas State	ESPN+	L, 60-72
22	Missouri Baptist	ESPN+	W, 71-63
26	at Incarnate Word	!	W, 79-76
27	vs. Portland	!	L, 68-74
28	vs. Montana State	!	L, 68-75

December (2-5, 0-1 OVC)

4	Webster University	ESPN+	W, 76-64
8	Evansville	ESPN+	W, 75-73
11	at Purdue Fort Wayne	ESPN+	L, 65-78
15	at Southern Illinois	ESPN+	L, 55-80
18	at Pepperdine	WCC Network	L, 77-83
21	at California Baptist	ESPN+	L, 68-84
30	at Murray State	ESPN+	L, 81-106

January (4-3, 4-3 OVC)

1	Austin Peay	ESPN+	W, 98-79
6	at Belmont	ESPN+	L, 62-102
8	at Tennessee State	ESPN+	L, 84-95
13	Tennessee Tech	ESPN+	Postponed
20	Tennessee State	ESPN+	W, 85-63
22	at Eastern Illinois	ESPN+	W, 87-58
27	Morehead State	ESPNU	L, 73-74 OT
29	SIU Edwardsville	ESPN+	W, 85-77

February (3-4, 3-4 OVC)

3	at UT Martin	ESPN+	L, 63-84
5	Eastern Illinois	ESPN+	W, 63-56
7	at SIU Edwardsville	ESPN+	W, 76-47
10	at Austin Peay	ESPN+	L, 66-74
12	Belmont	ESPN+	L, 72-81
17	at Tennessee Tech	ESPN+	L, 94-98
19	at Morehead State	ESPN+	W, 92-84
24	UT Martin	ESPN+	7 p.m.
26	Murray State	ESPN+	4 p.m.

March

2	OVC Tournament	First Round	Evansville, Ind.
3	OVC Tournament	Quarterfinals	Evansville, Ind.
4	OVC Tournament	Semifinals	Evansville, Ind.
5	OVC Championship		Evansville, Ind.

All games are broadcast live on the radio at Real Rock 99.3 FM. All times Central and Subject to Change; Home Games in **Bold**; * - Denotes Ohio Valley Conference Game; ! - Incarnate Word Tournament (San Antonio, Texas)

UT Martin (8-20, 4-12) vs. Southeast Missouri (12-16, 7-8)

Follow the Redhawks

Radio..... Real Rock 99.3 FM
(Erik Sean, Jess Bolen)
Video..... ESPN+
Live Stats..... SEMORedhawks.com
Twitter..... @SEMOMBB

Date..... Thursday, February 24, 2022
Tip-Off..... 7 p.m., CT
Location..... Cape Girardeau, Mo.
Arena..... Show Me Center (7,000)
Series..... SEMO leads, 44-32
Last Meeting..... UTM 84, SEMO 63
(Feb. 3, 2022 | Martin, Tenn.)

Head Coaches..... Brad Korn (23-32 overall, 23-32 at SEMO; 16-19 OVC). Ryan Ridder (103-48 overall; 8-20 at UTM).

Strategic Communications

Jeff Honza, Assistant Director of Athletics
Office Phone..... (573) 651-2933
Mobile..... (618) 528-1145
Email..... redhawk1@me.com

Redhawks Host UT Martin

Southeast Missouri (12-16, 7-8) hosts UT Martin (8-20, 4-12) Thursday. Tip-off is set for 7 p.m., CT at the Show Me Center.

Follow the Redhawks

Listen live on the radio at Real Rock 99.3 FM with Erik Sean handling the play-by-play duties. Video can be accessed at ESPN+. Live stats are available at SEMORedhawks.com. Twitter updates provided @SEMOMBB.

Series History

Thursday marks the 77th meeting between Southeast Missouri and UT Martin, schools that are separated less than two hours apart. SEMO leads the all-time series, 44-32, but the Skyhawks came away with wins in the last four matchups between the teams. UTM defeated the Redhawks, 84-63, at the Elam Center on Feb. 3.

Back in the OVC Tournament

The Redhawks are in next week's Ohio Valley Conference Tournament. Southeast Missouri makes back-to-back OVC Tournament appearances for the first time since 2013-14 and 2014-15. Six teams have locked up their OVC Tournament spots entering the final week of league play. Murray State, Belmont, Morehead State, Tennessee State and Tennessee Tech are also in. SEMO is currently fourth in the OVC. Murray State will be the No. 1 seed and the rest of the seeding will be determined following Saturday's games.

Final Push

Southeast Missouri plays its final two games of the regular-season at home vs. UT Martin (Feb. 24) and Ohio Valley Conference leader and #19 Murray State this week. SEMO is fourth in the OVC. If it finishes in that spot, it will mark the first time in 22 years where SEMO has finished higher than fifth in the league.

Reed, Jr. Nabs Second OVC Player of the Week Honor

Guard Eric Reed, Jr. secured Ohio Valley Conference Player of the Week honors after a massive two games during Southeast Missouri's final road swing of the season. A native of Baton Rouge, Louisiana, Reed, Jr. averaged 31.5 points in two starts last week. He opened the week with a career-high 35 points at Tennessee Tech (Feb. 17), his second 30-point effort this season. Two days later, Reed, Jr. dropped in 28 points to lead the



Southeast Missouri or **SEMO** is the preferred reference for Southeast Missouri State University athletic teams. Southeastern Missouri State is not an acceptable reference.



2021-22 SOUTHEAST MISSOURI BASKETBALL NOTES

UT MARTIN // FEB. 24

Redhawks to a 92-84 win at Morehead State (Feb. 19). For the week, Reed, Jr. shot 46.2 percent (18-of-39) from the field and 44.4 percent (8-of-18) from 3-point range. He also made 86.4 percent (19-of-22) of his free throws and dished out four assists per contest. Reed, Jr. claimed his second OVC Player of the Week honor after winning the award on Jan. 3. TTU's John Pettway (Newcomer of the Week) and Belmont's Will Richard (Freshman of the Week) rounded out the week's honorees.

Big Road Win

The Redhawks snapped a three-game losing streak with a big 92-84 road win at Morehead State (Feb. 19). Southeast Missouri's 92 points are the most scored against MSU by any opponent this season. The Eagles boast the Ohio Valley Conference's second-best scoring defense allowing just 64 points a game. SEMO also dealt MSU only its second loss at home, where it is 12-2.

12th Win

Southeast Missouri picked up its 12th win of the season when it took down Morehead State, 92-84, on Feb. 19. The Redhawks surpassed their win total from 2020-21 (11-16).

Reed, Jr. Cracks SEMO's Top-10 Career Leaders in 3-Pointers Made

Eric Reed, Jr. moved to 10th among Southeast Missouri's all-time career leaders in 3-pointers made following his 28-point effort at Morehead State (Feb. 19). Reed, Jr. now has 122 three-pointers as a Redhawk and surpassed Denzel Mahoney (121, 2016-18) for the 10th-place spot. With 61 threes this season, Reed, Jr. stands just six away from tying Cory Johnson (67, 1998-99) for 10th on the school's all-time single season list, as well.

Redhawks Bury 15 Threes at Morehead State

Southeast Missouri shot 50 percent or better from the 3-point line for the second time this season when it drained 15-of-30 at Morehead State (Feb. 19). SEMO ran its total of 3-pointers made to 249 through 28 games. SEMO's team single-season record in 3-pointers made presently stands at 289 (2017-18).

Senior Day Coming Up Saturday

The Redhawks will honor guard Nygal Russell and forward Manny Patterson during their Senior Day when #19 Murray State is in Cape Girardeau Saturday. Senior recognition will take place prior to the scheduled 4 p.m., CT tip-off.

Great Start from Long Range

Southeast Missouri began its game at Tennessee Tech (Feb. 17) by draining seven 3-pointers in a row. The Redhawks finished with 12 threes, including four from both Eric Reed, Jr. and Nana Akenten, and three by Phillip Russell.

Reed, Jr. Puts Up Career-High

Eric Reed, Jr. put up a career-high 35 points in Southeast Missouri's loss to Tennessee Tech (Feb. 17). Reed, Jr., who scored 23 points in the second half, shot 11-of-24 from the field, knocked down four 3-pointers and made 9-of-11 free throws. He also dished out five assists. Reed, Jr. scored over 30 points in a game for the second time this season.

Season OVC Road High

The Redhawks scored their most points in an Ohio Valley Conference road game this season when they scored 94 at Tennessee Tech (Feb. 17). Two days later, Southeast Missouri put up 92 on the road at Morehead State (Feb. 19). SEMO has scored over 80 points against a league foe on the road four times this year.

Status Update

Eric Reed, Jr. and DQ Nicholas, who missed Southeast Missouri's game at SIU Edwardsville (Feb. 7) due to COVID protocols, returned at Austin Peay (Feb. 10). Nicholas scored 12 points off the bench in 25 minutes, while Reed, Jr. played 29 minutes off the bench in that game. Nana Akenten, who did not play for the same reason at SIUE (Feb. 7) and Austin Peay (Feb. 10), returned vs. Belmont (Feb. 12). Meanwhile, Chris Harris, who missed the last three games due to COVID protocols, was back at Tennessee Tech on Feb. 17. SEMO has its full roster of 12 available players intact.

First Career Double-Double for Patterson

Manny Patterson matched a season-high 20 points and pulled down 10 rebounds for his first career double-double as a Redhawk at Tennessee Tech (Feb. 17). Patterson shot 8-of-13 from the field and did not miss a free throw (4-of-4). His 10 rebounds marked a career-best. Patterson's double-double came five days after he scored a season-high 20 points vs. Belmont (Feb. 12).

Make That Five

Southeast Missouri point guard Phillip Russell was a unanimous pick for Ohio Valley Conference Freshman of the Week on Feb. 14. A redshirt-freshman, Russell garnered his league-high fifth OVC Freshman of the Week accolade this season. Russell, who hails from St. Louis, averaged 23 points, five rebounds, 3.3 assists and 2.7 steals in three starts last week. He opened SEMO's three-game week with 35 points, 10 rebounds and five steals

2021-22 OVC Standings (as of Feb. 21)

	OVC					Overall					
	Record	Pct.	Home	Away	Streak	Record	Pct.	Home	Away	Neutral	Streak
Murray State	16-0	1.000	8-0	8-0	W16	26-2	.929	14-0	10-1	2-1	W16
Belmont	14-2	.875	7-1	7-1	W10	24-5	.828	12-1	10-3	2-1	W10
Morehead State	12-4	.750	7-2	5-2	L1	20-9	.690	12-2	7-7	1-0	L1
Southeast Missouri	7-8	.467	4-2	3-6	W1	12-16	.429	7-4	5-10	0-2	W1
Tennessee State	7-9	.438	5-4	2-5	W2	12-16	.429	8-5	4-10	0-1	W2
Tennessee Tech	6-9	.400	3-4	3-5	W2	9-19	.321	6-6	3-12	0-1	W2
Austin Peay	6-10	.375	4-5	2-5	L2	10-16	.385	6-5	4-11	0-0	L2
SIUE	4-12	.250	3-4	1-8	W1	10-19	.345	7-4	3-13	0-2	W1
UT Martin	4-12	.250	2-7	2-5	L5	8-20	.286	5-8	2-11	1-1	L5
Eastern Illinois	3-13	.188	2-5	1-8	L4	5-24	.172	4-7	1-16	0-1	L4



during a 76-47 road win at SIU Edwardsville (Feb. 7), a game which the Redhawks played with only seven players due to COVID protocols. He broke SEMO's single-game scoring record by a freshman in the Redhawks NCAA Division I era and became only the second Division I freshman in the last 25 years to get 35+ points, 10+ rebounds and 5+ steals in a game. Russell completed his week with 18 points at Austin Peay (Feb. 10) and 16 points vs. Belmont (Feb. 12). He has scored double figures in 18 of his 24 starts. Russell also shot 88.5 percent (23-of-26) at the free throw line. Additionally, his 35 points at SIUE are tied for second-most by a first-year player in 2021-22 behind Omaha's Frankie Fidler (37, vs. North Dakota). Murray State's KJ Williams (Player of the Week) and SIUE's DeeJuan Pruitt (Newcomer of the Week) rounded out the week's honorees.

Depleted Redhawks Crush SIUE

Hours before Southeast Missouri left for its trip to SIU Edwardsville (Feb. 7), four of the Redhawks top six scorers (Eric Reed, Jr., Chris Harris, DQ Nicholas, Nana Akenten) were ruled out due to COVID protocols. As a result, SEMO won that game by a score of 76-47 with only seven players. The 29-point victory matched the Redhawks largest win in an Ohio Valley Conference road contest.

What a Show!

Redshirt-freshman point guard Phillip Russell broke a single-game record by freshman during Southeast Missouri's NCAA Division I era when he scored 35 points at SIU Edwardsville (Feb. 7). Russell, who hails from St. Louis, also grabbed 10 rebounds, dished out four assists and had five steals. He is only the second Division I freshman in the last 25 years to get 35+ points, 10+ rebounds and 5+ steals in a game. The other was Ben Simmons (LSU, Dec. 2, 2015).

Thompson Starts

Freshman Chase Thompson started two of the last three games. Thompson was inserted into the starting lineup for his first career start when Southeast Missouri had only seven players at SIU Edwardsville (Feb. 7). He scored a season-high 10 points and had five rebounds in a season-best 35 minutes against the Cougars. Three days later, Thompson scored seven points and grabbed three boards at Austin Peay (Feb. 10).

Redhawks Sweep Eastern Illinois

Southeast Missouri completed a two-game sweep of Eastern Illinois when it defeated the Panthers, 63-56, on Feb. 5. SEMO swept EIU for the fourth time in five years. It is the Redhawks first series sweep this year.

2021-22 Stats Comparison

UTM	SEMO
8-20.....Record	12-16
4-12.....Conference Record.....	7-8
68.7.....Points Per Game.....	75.8
72.9.....Opp. Points Per Game.....	78.2
-4.2.....Scoring Margin.....	-2.5
.414.....Field Goal Percentage.....	.437
.432.....Opp. Field Goal Percentage.....	.455
.299.....3-Point Field Goal Percentage.....	.348
.329.....Opp. 3-Point Field Goal Percentage.....	.354
.704.....Free Throw Percentage.....	.737
.714.....Opp. Free Throw Percentage.....	.741
37.1.....Rebounds Per Game.....	33.2
37.6.....Opp. Rebounds Per Game.....	36.2
-0.5.....Rebounding Margin.....	-3.0
11.6.....Assists Per Game.....	13.8
13.7.....Turnovers Per Game.....	13.0
-0.4.....Turnover Margin.....	+0.5
4.5.....Blocks Per Game.....	2.5
6.8.....Steals Per Game.....	6.2

This Week's Schedule

Monday, February 21

SIU Edwardsville 66, Eastern Illinois 52

Thursday, February 24

UT Martin at Southeast Missouri, 7 p.m.

Tennessee State at Tennessee Tech, 7:30 p.m.

Morehead State at Eastern Illinois, 7:30 p.m.

Austin Peay at SIU Edwardsville, 7:30 p.m.

Belmont at Murray State, 8 p.m.

Saturday, February 26

Austin Peay at Eastern Illinois, 3:30 p.m.

Morehead State at SIU Edwardsville, 3:30 p.m.

Murray State at Southeast Missouri, 4 p.m.

Tennessee State at Belmont, 5 p.m.

UT Martin at Tennessee Tech, 7:30 p.m.

Last Game Starters




1

Phillip Russell
G / 5-10 / 165 / Fr.
St. Louis, Mo.



3

Eric Reed, Jr.
G / 6-2 / 190 / Jr.
Baton Rouge, La.




10

Manny Patterson
F / 6-8 / 220 / Sr.
Chicago, Ill.



25

Nygal Russell
F / 6-4 / 205 / Jr.
Houston, Texas



33

Dylan Branson
G / 6-5 / 220 / Fr.
St. Louis, Mo.



2021-22 SOUTHEAST MISSOURI BASKETBALL NOTES

UT MARTIN // FEB. 24

3-Point Ambush

The Redhawks made their first five 3-pointers of the game to seize the momentum early in their recent win over Eastern Illinois (Feb. 5). Southeast Missouri finished with 11 threes in the game, including seven during the first half. Eric Reed, Jr. made five 3-pointers, while five six others (Phillip Russell, Nygal Russell, Dylan Branson, Chase Thompson, Chris Harris, Nana Akenten) drained one apiece. SEMO made 26 three-pointers in two games against EIU this season.

Great Effort

Southeast Missouri limited Eastern Illinois to only 15 points in the first half of its 63-56 win on Feb. 5. SEMO led, 34-15, at the intermission after holding the Panthers to just 26 percent (6-of-23) from the field in the opening stanza. It was the fewest points SEMO allowed in a first half of basketball this season. It also marked the first time the Redhawks held an Ohio Valley Conference opponent under 20 first-half points since Feb. 11, 2016 (32-15, vs. UT Martin).

Turnover Frenzy

The Redhawks forced 21 turnovers against Eastern Illinois (Feb. 5). The 21 miscues are currently the most Southeast Missouri has forced through 26 games this year. SEMO scored a season-best 29 points off those turnovers and held a +17 (29-12) margin in that category against the Panthers.

Another 30-Point Game for Reed, Jr.

Eric Reed, Jr. scored over 30 points for the second time this season when he poured in 35 at Tennessee Tech (Feb. 17). Reed, Jr. has scored 20 or more points in a game a team-high nine times in 2021-22.

Free Throw Advantage

The Redhawks outscored SIU Edwardsville, 28-14, at the free throw line to help key their 85-77 victory. Southeast Missouri made 23-of-29 free throws in the second half alone. SEMO attempted a season-high 39 free throws against the Cougars, its most in a game since shooting 51 vs. Tennessee State on Jan. 2, 2021.

Russell is Back

Point guard Phillip Russell, who missed two starts due to COVID protocols, was back in the starting lineup at UT Martin (Feb. 3). Russell shot 1-of-9 from the field and 0-of-5 from 3-point range in his return. He also scored four points and dished out three assists. Russell has won Ohio Valley Conference Freshman of the Week honors five times this season.

Mr. Double-Double

Nygal Russell posted his team-high third double-double when he scored 11 points and pulled down 13 rebounds at Austin Peay (Feb. 10). Russell finished with double-digit rebounds for the fifth time this season. He leads the Redhawks and ranks fourth in the Ohio Valley Conference with 6.8 rebounds a game.

Overtime Games

The Redhawks played their sixth overtime game in two years under Head Coach Brad Korn against Morehead State on Jan. 27. Southeast Missouri fell to 2-4 in overtime matchups with Korn at the helm.

Great Job Manny!

Forward Manny Patterson scored six of Southeast Missouri's seven points of the game against Morehead State (Jan. 27). Patterson had 10 of his 12 points in the first half alone. He posted double figures in two of his last four starts.

Largest OVC Road Win

The Redhawks matched their largest Ohio Valley Conference road win in program history when it stomped SIU Edwardsville, 76-47, on Feb. 7. Southeast Missouri also pounded Eastern Illinois, 87-58, on Jan. 22. The victories surpassed a 27-point (108-81) win at Austin Peay on Feb. 28, 2013.

How May I Assist You?

Southeast Missouri assisted 27 of its 31 made field goals at Eastern Illinois (Jan. 22). Phillip Russell distributed a season-high eight assists against the Panthers. The 27 assists are SEMO's most in a game this season.

Russell Nabs Fourth OVC Freshman of the Week Accolade

Point guard Phillip Russell claimed his fourth Ohio Valley Conference Freshman of the Week honor on Jan. 24. Russell shared the accolade with SIU Edwardsville's Ray'Sean Taylor Russell, who hails from St. Louis, averaged 12 points and 7.5 assists in two wins for SEMO last week. He shot 50 percent (8-of-16) from the field and collected three steals to go along with 15 assists in that stretch. Russell finished with 15 points and seven dishes vs. Tennessee State (Jan. 20) before scoring nine points and distributing a season-high eight assists two days later at Eastern Illinois (Jan. 22). Russell and Taylor both lead the OVC with four Freshman of the Week awards this year. Morehead State's Johni Broome (Player of the Week) and SIUE's DeeJuan Pruitt (Newcomer of the Week) rounded out the week's honorees.

Defense Tightens Up

The Redhawks pinned SIU Edwardsville to a season-low 47 points in their latest win on Feb. 7. Southeast Missouri also held Tennessee State (63, Jan. 20) and Eastern Illinois (58, Jan. 22; 57, Feb. 5) to 63 points or less this year.

Putting Up the Points

Southeast Missouri has scored over 80 points in eight of its 15 Ohio Valley Conference games. As a result, SEMO ranks second in the league with 78.7 points per game against OVC foes. The Redhawks put up a season-best 98 points in conference play during their victory over Austin Peay (98-79, Jan. 1).

Aktenen Rises

Nana Akenten came off the bench to score double figures in seven of his last 10 games. Akenten dropped in a season-high 19 points at Belmont (Jan. 6) and followed that up with 16 and 17 points against Tennessee State (Jan. 8, Jan. 20), 12 points at Eastern Illinois (Jan. 22), 11 vs. SIU Edwardsville (Jan. 29) and 10 at UT Martin (Feb. 3). He is Southeast Missouri's third-leading scorer in Ohio Valley Conference play with 9.5 points per game.

Redhawks End Road Skid

The Redhawks ended a seven-game losing streak in true road games with their 87-58 victory over Eastern Illinois (Jan. 22).



Southeast Missouri went 5-10 in true road contests this year.

10 Again

For the second time this season, Eric Reed, Jr. made 10 free throws in a game when he hit 10-of-12 in Southeast Missouri's win over SIU Edwardsville (Jan. 29). Reed, Jr. ranks first on the team and fifth in the Ohio Valley Conference with a .795 free throw percentage (62-of-78). He also made 10-of-12 free throws vs. Youngstown State (Nov. 13).

Lots of Positives

The Redhawks posted their second-largest win of the season with their 85-63 win over Tennessee State (Jan. 20). Defensively, Southeast Missouri put together a strong effort forcing 17 turnovers and holding the Tigers to 63 points. SEMO also shot a season-best 57.4 percent (31-of-54) from the field.

Branson Hits Career-High

Dylan Branson matched a career-high 12 points to lead four Redhawks in double figures against Eastern Illinois (Jan. 22). Branson scored all of his points in the first half alone. He rallied Southeast Missouri early by draining a pair of 3-pointers and scoring 10 points in the opening 6:10 of the contest. It was the second time Branson scored double figures in his career.

Redhawks for Three!

Southeast Missouri is averaging a league-best 10.1 three-pointers made in Ohio Valley Conference games. SEMO buried 151 three-pointers in 15 conference matchups. The Redhawks made a season-high 17 three-pointers vs. Austin Peay (Jan. 1) and have drained 12 or more in six of their OVC contests. SEMO is first in 3-point shooting during OVC play with a 36.7 percent (151-of-411) clip.

Big Run

After falling behind by nine points (21-12) with a little over eight minutes to play in the first half, Southeast Missouri made it a two-possession game before closing the stanza with a vengeance. SEMO used a 12-0 run in the final 1:40 to pull ahead of Tennessee State, 41-34, at the half. The Redhawks then

carried their momentum into the second half, where they man-handled the Tigers, 44-29. SEMO averaged 49 points in the second half during its two matchups with TSU this season.

COVID Protocols

Southeast Missouri's home game with TTU (initially scheduled on Jan. 13) will not be rescheduled at this time since the Golden Eagles already reached their four-game rescheduling limit. In the event a window opens up on a Thursday or Saturday due to other postponements, the Conference office will work with both schools to reschedule that game. If the game is not rescheduled, it will become a no-contest.

Over 600

DQ Nicholas cleared 600 points in his career with his 12-point effort against Morehead State (Jan. 27). Nicholas now has 646 points as a Redhawk. Eric Reed, Jr. also went over 600 points when he dropped in 18 vs. SIU Edwardsville (Jan. 29). Reed, Jr. has 715 points at SEMO. Meanwhile, Nygal Russell has 671 points.

Nearly Everyone Scores

Nine of Southeast Missouri's 10 available players got in the scoring column during the Redhawks rout of Eastern Illinois (Jan. 22). All nine of those players scored in the first half. Dylan Branson (15), Chris Harris (14), Nana Akenten (12), Manny Patterson (11), Phillip Russell (9), Eric Reed, Jr. (9), DQ Nicholas (8), Nygal Russell (7) and Parker Long (2) scored against EIU.

Back in the 20s

Two days after going scoreless for the first time this season, Phillip Russell pitched in 22 points at Tennessee State (Jan. 8). Russell shot 6-of-11 from the field and made a season-high 9-of-13 free throws in his fifth 20-point effort of 2021-22.

First OVC Win

Southeast Missouri picked up its first Ohio Valley Conference win of the season in impressive fashion when it thumped Austin Peay, 98-79, on Jan. 1. With the win, SEMO improved to 14-15 all-time in OVC home-openers. It was the Redhawks first victory in an OVC home-opener since 2016-17.

That year, SEMO beat Eastern Kentucky, 81-48, on Dec. 31.

Happy New Year!

The Redhawks started the New Year with a 98-79 win over Austin Peay. SEMO and APSU went head-to-head in the only Ohio Valley Conference game that day as all other matchups were postponed. The Redhawks posted a victory in their first game of a New Year for the second-straight season. Last season, SEMO beat Tennessee State, 83-79, in double overtime on Jan. 2.

Redhawks Second in the OVC in Free Throw Percentage

Southeast Missouri ranks second in the Ohio Valley Conference in free throw percentage. SEMO is shooting 73.7 percent (434-of-589) at the line through 28 games. SEMO is shooting 21 free throws per game.

Big Games

Five days after pouring in a career-high 34 points vs. Austin Peay (Jan. 1), Eric Reed, Jr. led Southeast Missouri with 22 points at Belmont (Jan. 6). Reed, Jr. scored all of his points in the first half and buried six more 3-pointers along the way. In his last three starts alone, Reed, Jr. averaged 25.3 points per game and knocked down 17 three-pointers for an average of nearly six (5.6) per contest in that span.

Over 100

With his six 3-pointers made at Belmont (Jan. 6), Eric Reed, Jr. went over 100 in his Southeast Missouri career. Reed, Jr. is 122-of-304 from 3-point range as a Redhawk. His .401 three-point field goal percentage currently ranks fourth all-time among SEMO's career leaders.

Thompson Hits Double-Digits Again

Freshman Sam Thompson scored double figures for the second time in seven starts this season when he dropped in 10 points at Belmont (Jan. 6). Thompson shot 5-of-8 from the field and grabbed four rebounds in 20 minutes.



2021-22 SOUTHEAST MISSOURI BASKETBALL NOTES

UT MARTIN // FEB. 24

Redhawks Take Two OVC Honors

Southeast Missouri shooting guard Eric Reed, Jr. and freshman point guard Phillip Russell earned Ohio Valley Conference weekly honors on Jan. 3. Reed, Jr. won the OVC Player of the Week award for the first time in his career and Russell claimed his third Freshman of the Week accolade this season. A native of Baton Rouge, Louisiana, opened OVC play with a pair of 20-point performances last week. He led SEMO with 20 points at Murray State (Dec. 30) and followed that up with a career-high 34 points two days later in the Redhawks New Year's Day win over Austin Peay (Jan. 1). Reed, Jr. buried seven 3-pointers against the Governors in a game where his team made a season-high 17 treys. His 34 points are the most in a game by any player in the OVC so far this season. For the week, Reed, Jr. averaged 27 points and five rebounds per game, while shooting 56.7 percent (17-of-30) from the field, 75 percent (9-of-12) at the free throw line and 55 percent (11-of-20) from 3-point range. Russell, who hails from St. Louis, scored double figures in two starts a week ago. He averaged 17.5 points, four assists and one steal per contest. Russell also shot 92.8 percent (13-of-14) at the free throw line and 40 percent (6-of-15) from downtown. He scored 20 points vs. Austin Peay (Jan. 1) for his fourth game with 20 or more points this year. Additionally, Russell has scored double figures in seven-straight games and 13 of 15 starts in 2021-22. UT Martin guard KJ Simon won the league's Newcomer of the Week award to complete this week's honorees.

Reed, Jr. Goes Off

Guard Eric Reed, Jr. scored an Ohio Valley Conference single-game high 34 points to lead Southeast Missouri to its dominating 98-79 win over Austin Peay (Jan. 1). Reed, Jr. became just the second player in the OVC to score over 30 points in a game this year. Murray State's Tevin Brown scored 33 points vs. Chattanooga (Dec. 18) prior to Reed, Jr.'s performance. The 34 points rank third-most in a game during SEMO's NCAA Division I era.

Eruption from Three

Southeast Missouri erupted for a season-high 17 three-pointers against Austin Peay (Jan. 1). Only SEMO and Belmont (vs. Lipscomb, Dec. 2) have made 17 three-pointers in a game of the Ohio Valley Conference teams this season.

The Redhawks shot a blazing 60.7 percent (17-of-28) from downtown with six different players making a three. Eric Reed, Jr. matched a career-best seven three-pointers and Phillip Russell buried five treys to lead the way. SEMO outscored the Governors, 24-3, from 3-point range in the first half alone.

Season-High Free Throws

Southeast Missouri sunk a season-high 29 free throws against Austin Peay (Jan. 1). SEMO finished at 29-of-36 for 80.6 at the charity stripe in that game. It marked the third time the Redhawks made 25 or more free throws in a game this season.

100th Game

Nygael Russell scored nine points and had four rebounds in the 100th game of his career vs. Austin Peay (Jan. 1). Russell shot 4-of-8 from the field in 24 minutes. He has played in 113 games and made 47 starts as the most experienced player on Southeast Missouri's roster.

Shooting 3s

Southeast Missouri is shooting an average of 25.5 three-pointers per game this season. SEMO attempted a season-high 35 three-pointers at Murray State (Dec. 30) and at Eastern Illinois (Jan. 22). The Redhawks made a season-high 17 three-pointers vs. Austin Peay (Jan. 1) and buried 10 or more threes in 10 contests this year. For the season, the Redhawks are shooting 34.8 percent from three. SEMO drained an average of 10.1 in its 15 Ohio Valley Conference games.

Russell Power

Phillip Russell has scored double figures in 13 of his last 17 starts. Russell, who ranks second on the team in scoring with 14.4 points per game, poured in a career-high 35 at SIU Edwardsville (Feb. 7). He has scored double figures in 19 of his 25 starts.

Non-Conference is Done

Southeast Missouri wrapped up its 13-game non-conference schedule with an 84-68 road loss at California Baptist (Dec. 21). The Redhawks dropped six of their last eight games against non-league foes.

Russell Picks Up Second OVC Freshman of the Week Honor

Point guard Phillip Russell picked up his second Ohio Valley Conference Freshman of the Week award on Dec. 20. A native of St. Louis, Russell averaged 17.5 points, two rebounds, two assists and two steals per game in two starts. He also shot 50 percent (13-of-26) from the field and 42.9 percent (6-of-14) from 3-point range. He scored a career-high 25 points (20 in the second half) and buried a season-best four 3-pointers at Pepperdine (Dec. 18). Murray State's Tevin Brown (Player) and UT Martin's KJ Simon (Newcomer) completed the week's honorees.

Strong Shooting

For the fifth time this season, Southeast Missouri shot over 50 percent when it made 31-of-54 field goals at a season-best 57.4 percent clip vs. Tennessee State (Jan. 20). The Redhawks also shot 57.1 percent at Missouri State (Nov. 9), 51.9 percent vs. Evansville (Dec. 8), 52.6 percent at Pepperdine (Dec. 18) and 53.1 percent vs. Austin Peay (Jan. 1). SEMO is 4-1 when it shoots over 50 percent.

Career Night for the Russells

Point guard Phillip Russell poured in a career-high 24 points and forward Nygael Russell added a career-best 15 rebounds in Southeast Missouri's win over Evansville (Dec. 8). P. Russell shot 10-of-16 from the field, knocked down a pair of 3-pointers, dished out four assists and had two steals, while N. Russell grabbed 11 of his boards in the first half. All 15 of his rebounds came on the defensive end.

Gritty Win

Short-handed Southeast Missouri pulled out a gritty two-point win over Evansville (Dec. 8). SEMO played the Purple Aces with only eight available players and did not have its leading scorer (Eric Reed, Jr.) due to illness. The Redhawks assisted 15 of their 28 made field goals and made a near-perfect 12-of-13 free throws in the game.

Redhawks Down Webster

The Redhawks picked up their fourth win of the season with a 76-64 victory over Webster (Dec. 4). Southeast Missouri's 12-point win was its largest of the season thus far. SEMO also



extended its winning streak against non-Division I opponents to 32-straight.

Reed, Jr. Pours in 26

Eric Reed, Jr. poured in 26 points to lead Southeast Missouri to its 76-64 win over Webster (Dec. 4). Reed, Jr. made 8-of-17 field goals with all but three of those makes coming from 3-point range. He finished with five of SEMO's six 3-pointers made in the contest. Reed, Jr. also hit 5-of-6 free throws, grabbed three rebounds, dished out four assists and added a block in 32 minutes against the Gorloks.

Free Throw Streak Ends at 21

Nygal Russell's free throw streak came to an end at 21-straight at California Baptist (Dec. 21). Russell missed the second of two shots 16:11 left in the first half. The miss was his first at the free throw line since Feb. 25, 2021 (at Eastern Illinois).

Patterson Notches Season-High

Manny Patterson narrowly missed a double-double when he dropped in a season-high 14 points and pulled down nine rebounds against Webster (Dec. 4). Patterson made 5-of-7 field goals in his second double-digit scoring game of the season. He scored a combined nine points in three starts prior to that performance.

Russell Nabs First OVC Freshman of the Week Award

Point guard Phillip Russell claimed the first Ohio Valley Conference Freshman of the Week honor of his career on Nov. 29. In four games, Russell averaged 17 points, three assists, 2.5 rebounds and 1.5 steals per contest. He shot 51.3 percent (20-of-39) from the field, 55.6 percent (10-of-18) from 3-point range and 72 percent (18-of-25) at the free throw line.

Harris Sinks Incarnate Word

Chris Harris made the first buzzer-beating shot of his career when he drained a 3-pointer to give Southeast Missouri a thrilling 79-76 win over Incarnate Word (Nov. 26). Tied, 76-76, Harris caught the inbounds pass from Dylan Branson and buried his long range 3-pointer from the left side. Harris missed his first four 3-point attempts prior to his game-winner. For Harris, it was the second game-winning shot of his career. He also made a game-winning

3-pointer with 26 seconds left vs. Purdue Fort Wayne on Nov. 10, 2019.

Starting Combinations

The Redhawks have used nine different starting combinations through 28 games this year. Chase Thompson, Nygal Russell, Dylan Branson, Manny Patterson and Phillip Russell marked the ninth lineup when they took the court at SIU Edwardsville (Feb. 7).

Multiple Threes

Phillip Russell buried multiple 3-pointers in 14 of his starts. Russell finished with a season-high five 3-pointers made vs. Austin Peay (Jan. 1). His 46 three-pointers made are second on the team. Eric Reed, Jr., who leads the team with 61 treys this year, has posted two or more on 15 occasions. His season-best is seven made 3-pointers vs. Austin Peay (Jan. 1).

First Home Win

Southeast Missouri picked up its first home win of the season with a 71-63 victory over Missouri Baptist (Nov. 22) prior to the Thanksgiving holiday. SEMO overcame a 15-point first-half deficit and outscored MBU, 40-27, in the final 20 minutes.

Keep it Up Reed

Guard Eric Reed, Jr. made a 3-pointer in 33 of his last 38 games dating back to last season. Reed, Jr. buried a 3-pointer in 22-straight contests before that streak came to an end at Pepperdine (Dec. 18). It was the first time he went without a made 3-pointer since the SIU Edwardsville game on Jan. 28, 2021.

Free Throw Difference

Opponents have shot 70 more free throws than Southeast Missouri through 28 games this year. As a result, opponents are outscoring the Redhawks by a +54 (488-434) margin at the charity stripe.

Season-Opening Win

The Redhawks tipped off their 2021-22 campaign with a big 99-94 road win at Missouri Valley Conference foe Missouri State (Nov. 9). Southeast Missouri won a season-opener on the road in back-to-back years for the first time in its NCAA Division I history. With a win Saturday, SEMO will start a

season at 2-0 for the first time in 18 years. The Redhawks last 2-0 start was in 2003-04 and involved a win against a Horizon League team (63-62, vs. Green Bay).

High Scoring Affair

Southeast Missouri (99) and Missouri State (94) combined for 193 points in their season-opening slugfest on Nov. 9. The 99 points marked SEMO's most in a season-opener since it scored 120 in a win over Missouri Baptist on Nov. 19, 1990. Both the Redhawks and Bears also combined to shoot 69 free throws. SEMO made 27-of-34 and MSU hit 25-of-35.

Redhawks at Home

Southeast Missouri is 13-10 at home under Head Coach Brad Korn. Last year's 7-6 mark was SEMO's first home winning record in four seasons. The Redhawks are 7-4 at the Show Me Center in 2021-22.

Balanced Attack

Three or more players have scored double figures for Southeast Missouri a total of 25 times this season. SEMO is 11-14 when at least three of its players reach double figures in the scoring column.

First Career Starts

Freshmen Phillip Russell and Sam Thompson made their first career starts at Missouri State (Nov. 9). Russell had three points, three rebounds and two assists in 25 minutes at point guard, while Thompson scored five points in 10 minutes of action.

Season 115

The Redhawks are in their 115th season of basketball. This year is Southeast Missouri's 31st as an NCAA Division I program. The Redhawks are 366-537 since joining the Division I ranks in 1991-92. SEMO has a total of eight winning seasons as an NCAA Division I program with its last coming in 2013-14 (18-14).



2021-22 SOUTHEAST MISSOURI BASKETBALL NOTES

UT MARTIN // FEB. 24

Numerical

No.	Name	Pos.	Ht.	Wt.	Cl.	Hometown (High School/College)
1	Phillip Russell	G	5-10	165	Fr.	St. Louis, Mo. (Vashon/Saint Louis)
2	Chase Thompson	F	6-7	230	Fr.	Omaha, Neb. (Westside/Western Nebraska CC)
3	Eric Reed, Jr.	G	6-2	190	Jr.	Baton Rouge, La. (University Laboratory/Howard College)
4	Adam Larson	F	6-9	180	Fr.	Fennimore, Wis. (Fennimore)
5	Chris Harris	G	6-3	205	R-Jr.	Antioch, Ill. (Lake Forest Academy/John A. Logan College)
10	Manny Patterson	F	6-8	220	Sr.	Chicago, Ill. (Kenwood Academy/Green Bay)
11	DQ Nicholas	G	6-1	180	So.	Atlanta, Ga. (Scotland Prep School (Pa.))
13	Parker Long	G	6-2	175	So.	Sikeston, Mo. (Sikeston/Maryville University)
14	Nate Johnson	C	6-9	250	Jr.	Broward County, Fla. (American Heritage/Seminole State College)
20	Sam Thompson	F	6-10	250	Fr.	St. Charles, Mo. (Francis Howell)
21	Nana Akenten	G	6-6	215	R-Jr.	Bolingbrook, Ill. (Bolingbrook/Nebraska)
25	Nygal Russell	G	6-4	205	Jr.	Houston, Texas (ASPIRE Academy (Louisville, Ky.))
33	Dylan Branson	G	6-5	220	Fr.	St. Louis, Mo. (Mehlville)

Alphabetical

No.	Name	Pos.	Ht.	Wt.	Cl.	Hometown (High School/College)
21	Nana Akenten	G	6-6	215	R-Jr.	Bolingbrook, Ill. (Bolingbrook/Nebraska)
33	Dylan Branson	G	6-5	220	Fr.	St. Louis, Mo. (Mehlville)
5	Chris Harris	G	6-3	205	R-Jr.	Antioch, Ill. (Lake Forest Academy/John A. Logan College)
14	Nate Johnson	C	6-9	250	Jr.	Broward County, Fla. (American Heritage/Seminole State College)
4	Adam Larson	F	6-9	180	Fr.	Fennimore, Wis. (Fennimore)
13	Parker Long	G	6-2	175	So.	Sikeston, Mo. (Sikeston/Maryville University)
11	DQ Nicholas	G	6-1	180	So.	Atlanta, Ga. (Scotland Prep School (Pa.))
10	Manny Patterson	F	6-8	220	Sr.	Chicago, Ill. (Kenwood Academy/Green Bay)
3	Eric Reed, Jr.	G	6-2	190	Jr.	Baton Rouge, La. (University Laboratory/Howard College)
25	Nygal Russell	G	6-4	205	Jr.	Houston, Texas (ASPIRE Academy (Louisville, Ky.))
1	Phillip Russell	G	5-10	165	Fr.	St. Louis, Mo. (Vashon/Saint Louis)
2	Chase Thompson	F	6-7	230	Fr.	Omaha, Neb. (Westside/Western Nebraska CC)
20	Sam Thompson	F	6-10	250	Fr.	St. Charles, Mo. (Francis Howell)

Head Coach: Brad Korn, Second Year (Southern Illinois, 2004)

Assistant Coach: Keith Pickens, Fourth Year (Missouri State, 2013)

Assistant Coach: Dustin Yoder, Second Year (Illinois, 2011)

Assistant Coach: Sam McMahon, Second Year (Delaware, 2008)

Director of Operations: LaDon Champagnie, First Year (Missouri Baptist, 2013)

Graduate Assistant: Collin Jasper

Managers: C.J. Frazier, Jr., Joshua Wolfe, Akeal Sanders-Slaughter

» Breakdown by Class

Total Squad Members.....	13
Seniors	1
Juniors	5
Sophomores.....	2
Freshmen.....	5

» Geographical Breakdown

Florida	1
Georgia	1
Illinois.....	3
Louisiana	1
Missouri.....	4
Nebraska.....	1
Texas.....	1
Wisconsin.....	1

» Breakdown by Position

Guard	8
Forward	4
Center.....	1

» Pronunciation Guide

Nana Akenten..	na-nuh uh-ken-ten
Nygal Russell.....	nye-juhl





1 | **Phillip Russell**
G / 5-10 / 165 / Fr.
St. Louis, Mo.



2 | **Chase Thompson**
F / 6-7 / 230 / Fr.
Omaha, Neb.



3 | **Eric Reed, Jr.**
G / 6-2 / 190 / Jr.
Baton Rouge, La.



4 | **Adam Larson**
F / 6-9 / 180 / Fr.
Fennimore, Wis.



5 | **Chris Harris**
G / 6-3 / 205 / R-Jr.
Antioch, Ill.



10 | **Manny Patterson**
F / 6-8 / 220 / Sr.
Chicago, Ill.



11 | **DQ Nicholas**
G / 6-1 / 180 / So.
Atlanta, Ga.



13 | **Parker Long**
G / 6-2 / 175 / So.
Sikeston, Mo.



14 | **Nate Johnson**
C / 6-9 / 250 / Jr.
Broward County, Fla.



20 | **Sam Thompson**
F / 6-10 / 250 / Fr.
St. Charles, Mo.



21 | **Nana Akenten**
G / 6-6 / 215 / R-Jr.
Bolingbrook, Ill.



25 | **Nygal Russell**
G / 6-4 / 205 / Jr.
Houston, Texas



33 | **Dylan Branson**
G / 6-5 / 220 / Fr.
St. Louis, Mo.



Brad Korn
Head Coach
Second Year



Keith Pickens
Assistant Coach
Fourth Year



Dustin Yoder
Assistant Coach
Second Year



Sam McMahon
Assistant Coach
Second Year



LaDon Champagnie
Director of Operations
First Year



Collin Jasper
Graduate Assistant
Second Year



BRAD KORN

HEAD COACH

Brad Korn began his first head coaching job at Southeast Missouri in the middle of a global COVID-19 pandemic.

Throughout all the challenges and uncertainties during an unprecedented 2020-21 campaign, Korn led his first SEMO team to an overall record of 11-16 and seventh-place finish in the Ohio Valley Conference.

The Redhawks made the OVC Tournament for the first time since 2016-17 and saw a +4 improvement in total wins and a +6 jump in OVC victories from the year before. SEMO's nine (9-11) conference victories matched the program's most in a season in 20 years.

Statistically, SEMO ranked among the top five in the OVC in 3-point field goal percentage (5th, .352), rebounding margin

(5th, +2.2), defensive rebounds (5th, 25.6 per game) and defensive rebound percentage (1st, .764).

Korn was officially introduced as SEMO's head coach on Mar. 23, 2020. He is the seventh head coach in SEMO's NCAA Division I era (since 1991-92).

Prior to arriving in Cape Girardeau, Korn spent five years at Big 12 Conference member Kansas State working the four seasons as an assistant coach and one as the program's Director of Operations.

In his final four years back at K-State after returning following a three-year stint at Missouri State (2013-16), Korn helped the Wildcats to 82 wins and three-straight NCAA Tournament appearances. K-State posted back-to-back 25-win campaigns

for the first time in school history (2017-18, 2018-19).

During his first year back in 2016-17, the squad won 21 games, including eight over teams that advanced to the postseason, and knocked off Wake Forest in the NCAA First Four before losing to #18 Cincinnati in the NCAA South Regional First Round.

Working primarily with the post players, Korn was a big influence on the development of two-time All-Big 12 First Team selection Dean Wade, who became the fourth Wildcat to earn All-Big 12 First-Team honors in 2018 and just the second to do so in back-to-back seasons. Wade is one of just three players to rank in the school's Top 10 in both career scoring (1,510) and rebounding (685). He was instrumental in

the progress of Makol Mawien, who has started all 103 games in his K-State career and emerged as one of the top big men in the Big 12.

Korn was also key in the growth of All-Big 12 selections Wesley Iwundu and D.J. Johnson during his first season as an assistant coach in 2016-17. Iwundu, who was twice named Third Team All-Big 12, became the first Wildcat since 2008 to be taken in the NBA Draft when he was selected with 33rd overall pick by the Orlando Magic. Johnson, an honorable mention all-league selection, broke the career field goal percentage record at 59.5 percent, while setting the single-season mark for the second consecutive season at 62.3 percent in 2016-17.

Korn spent one season



on Bruce Weber's inaugural staff at K-State as Director of Operations in 2012-13, helping the Wildcats to a 27-8 overall record and their first-ever Big 12 regular-season title. It was the school's first conference title since 1977, while the 27 wins rated second-most in school history.

Overall, he has 15 years of Division I experience, which includes time at his alma mater – Southern Illinois (2004-12). Korn has extensive ties to Weber after playing his first four years (1999-2003) for him at Southern Illinois. He redshirted in 1999-2000 before playing the next three years for Weber. He concluded his playing career for (current Purdue head coach) Matt Painter in 2003-04 before

spending the next eight years (2004-12) at SIU as an assistant for then-Saluki head coach and current K-State associate head coach Chris Lowery.

Korn returned to Manhattan in May 2016 after three seasons at Missouri State, where he served as an assistant coach to then-head coach Paul Lusk from 2013-16. At MSU, he helped the Bears to 44 wins, including a 20 -win season and a trip to the CollegeInsider.com Tournament in 2013-14.

Korn helped mentor a number of All-Missouri Valley honorees during his stay at Missouri State, including 2014 All-MVC Second-Team selection Jarmar Gulley and 2016 MVC Newcomer of the Year Dequon Miller. In addition, he coached three MVC

All-Freshman Team honorees in Austin Ruder in 2014 and Obediah Church and Jarred Dixon in 2016 as well as two Most Improved Team members (Dorrian Williams in 2015 and Chris Kendrix in 2016).

Prior to his first stint at K-State, Korn spent eight years (2004-12) at Southern Illinois, including his final six years as a full-time assistant under Lowery. He helped the Salukis post a 145-116 (.556) overall record with four postseason appearances, two Missouri Valley Conference championships and one State Farm Missouri Valley Conference Tournament title. The squad won 20 or more games and advanced to the NCAA Tournament on three occasions (2005, 2006, 2007) during his tenure as an assistant coach, including a 2007 trip to the Sweet 16. He was a graduate assistant at SIU his first two years before being elevated to a full-time assistant coach on Jan. 31, 2006.

A native of Plano, Illinois, Korn helped the Salukis through one of their greatest periods of success from 1999 to 2004. The squad went from 16 wins his redshirt-freshman season to three consecutive NCAA Tournament appearances under Weber and Painter. He was also a part of three Missouri Valley regular season championships as a player.

The 6-foot-9 forward saw action in 121 games in his career, averaging 5.2 points and 2.3 rebounds in 14.5 minutes per game. As a senior, he averaged

9.7 points on 41 percent shooting with four rebounds and 1.9 assists in helping SIU to 25 wins and a 17-1 mark in MVC play. He was named to the league's Most Improved Team.

Korn earned a bachelor's degree in Marketing from Southern Illinois in 2004 and his master's degree in Administrative Studies from Missouri State in 2016. He resides in Cape Girardeau with his wife, Kristin, and daughters Brielyn and Ashtyn.





2021-22 SOUTHEAST MISSOURI BASKETBALL NOTES

UT MARTIN // FEB. 24



■ The Korn File

Experience:

17th Year (Second at SEMO)

Hometown:

Plano, Ill.

Birthdate:

August 22, 1981

Alma Mater:

Southern Illinois, 2004

Education:

BB.A. Marketing (Southern Illinois)

Master's Administrative Studies (Missouri State)

Date Hired:

March 23, 2020

Family:

Wife - Kristin

Children - Brielyn, Ashtyn

Playing Experience:

Southern Illinois, 1999-04

Coaching Experience:

Southern Illinois, Graduate Asst., 2004-06

Southern Illinois, Assistant Coach, 2006-12

Kansas State, Dir. of Operations, 2012-13

Missouri State, Assistant Coach, 2013-16

Kansas State, Assistant Coach, 2016-20

Southeast Missouri, 2020-pr.

Korn Year-by-Year Records

Year	School	Assignment	Record	Conference/Finish	Postseason
2004-05	Southern Illinois	Graduate Assistant	27-8	15-3/1st	NCAA Second Round
2005-06	Southern Illinois	Graduate Assistant	22-11	12-6/2nd	NCAA First Round
2006-07	Southern Illinois	Assistant Coach	29-7	15-3/1st	NCAA Sweet 16
2007-08	Southern Illinois	Assistant Coach	18-15	11-7/3rd	NIT Second Round
2008-09	Southern Illinois	Assistant Coach	13-18	8-10/5th	-
2009-10	Southern Illinois	Assistant Coach	15-15	6-12/9th	-
2010-11	Southern Illinois	Assistant Coach	13-19	5-13/8th	-
2011-12	Southern Illinois	Assistant Coach	8-23	5-13/9th	-
2012-13	Kansas State	Director of Operations	27-8	14-4/1st	NCAA Second Round
2013-14	Missouri State	Assistant Coach	20-13	9-9/4th	CollegeInsider.com Tourn. (CIT)
2014-15	Missouri State	Assistant Coach	11-20	5-13/8th	-
2015-16	Missouri State	Assistant Coach	13-19	8-10/7th	-
2016-17	Kansas State	Assistant Coach	21-14	8-10/6th	NCAA First Round
2017-18	Kansas State	Assistant Coach	25-12	10-8/4th	NCAA Elite Eight
2018-19	Kansas State	Assistant Coach	25-9	14-4/1st	NCAA First Round
2019-20	Kansas State	Assistant Coach	11-21	3-15/10th	-
2020-21	Southeast Missouri	Head Coach	11-16	9-11/7th	-
2021-22	Southeast Missouri	Head Coach	12-16	7-8	-

Overall Record: 23-32

Record at Southeast Missouri, 23-32, 16-19 Ohio Valley Conference (2 years)

Record as a College Assistant: 222-205

Record as a Graduate Assistant: 49-19





2021-22 Statistics

RECORD:	OVERALL	HOME	AWAY	NEUTRAL
ALL GAMES	12-16	7-4	5-10	0-2
CONFERENCE	7-8	4-2	3-6	0-0
NON-CONFERENCE	5-8	3-2	2-4	0-2

#	Player	gp-gs	min	avg	Total		3-Point		F-Throw		Rebounds				pf	dq	a	to	blk	stl	pts	avg
					fg-fga	fg%	3fg-fga	3fg%	ft-fga	ft%	off	def	tot	avg								
03	REED, JR., Eric	26-25	833	32.0	135-324	.417	61-171	.357	87-107	.813	26	57	83	3.2	56	0	46	46	4	25	418	16.1
01	RUSSELL, Phillip	26-26	803	30.9	118-271	.435	46-129	.357	93-123	.756	22	45	67	2.6	65	2	81	58	1	33	375	14.4
05	HARRIS, Chris	25-6	604	24.2	78-197	.396	32-89	.360	65-83	.783	4	61	65	2.6	41	0	63	56	3	19	253	10.1
25	RUSSELL, Nygal	27-24	722	26.7	81-189	.429	37-102	.363	26-37	.703	40	140	180	6.7	71	2	60	37	7	21	225	8.3
11	NICHOLAS, DQ	24-5	530	22.1	58-123	.472	15-36	.417	51-67	.761	13	62	75	3.1	45	0	38	26	2	16	182	7.6
10	PATTERSON, Manny	27-20	422	15.6	77-134	.575	0-0	.000	41-53	.774	53	59	112	4.1	70	0	6	36	12	11	195	7.2
21	AKENTEN, Nana	25-3	476	19.0	64-173	.370	36-112	.321	14-28	.500	22	95	117	4.7	56	0	16	14	16	14	178	7.1
14	JOHNSON, Nate	11-0	111	10.1	24-35	.686	0-0	.000	6-12	.500	8	9	17	1.5	22	0	2	12	4	3	54	4.9
20	THOMPSON, Sam	18-8	261	14.5	35-65	.538	0-1	.000	15-23	.652	17	24	41	2.3	43	2	6	24	12	6	85	4.7
33	BRANSON, Dylan	28-21	509	18.2	24-68	.353	9-36	.250	18-29	.621	18	64	82	2.9	72	2	46	36	6	13	75	2.7
02	THOMPSON, Chase	23-2	241	10.5	16-48	.333	6-25	.240	14-21	.667	5	22	27	1.2	33	1	12	8	4	8	52	2.3
13	LONG, Parker	13-0	113	8.7	9-20	.450	7-15	.467	4-6	.667	3	6	9	0.7	4	0	7	3	1	4	29	2.2
Team											28	24	52				6					
Total.....		28	5625		719-1647	.437	249-716	.348	434-589	.737	259	668	927	33.1	578	9	383	362	72	173	2121	75.8
Opponents.....		28	5625		742-1633	.454	219-620	.353	488-659	.741	285	726	1011	36.1	541	-	390	375	80	173	2191	78.2

TEAM STATISTICS

	SEMO	OPP
SCORING	2121	2191
Points per game	75.8	78.2
Scoring margin	-2.5	-
FIELD GOALS-ATT	719-1647	742-1633
Field goal pct	.437	.454
3 POINT FG-ATT	249-716	219-620
3-point FG pct	.348	.353
3-pt FG made per game	8.9	7.8
FREE THROWS-ATT	434-589	488-659
Free throw pct	.737	.741
F-Throws made per game	15.5	17.4
REBOUNDS	927	1011
Rebounds per game	33.1	36.1
Rebounding margin	-3.0	-
ASSISTS	383	390
Assists per game	13.7	13.9
TURNOVERS	362	375
Turnovers per game	12.9	13.4
Turnover margin	+0.5	-
Assist/turnover ratio	1.1	1.0
STEALS	173	173
Steals per game	6.2	6.2
BLOCKS	72	80
Blocks per game	2.6	2.9
ATTENDANCE	10449	22940
Home games-Avg/Game	11-950	15-1523
Neutral site-Avg/Game	-	2-50

Score by Periods	1st	2nd	OT	Totals
Southeast Missouri	998	1114	9	2121
Opponents	1017	1164	10	2191

Date	Opponent		Score	Att.
11-09-21	at Missouri St.	W	99-94	4190
11-13-21	YOUNGSTOWN STATE	L	79-97	1280
11-19-21	ARKANSAS STATE	L	60-72	1145
11-22-21	MISSOURI BAPTIST	W	71-63	789
! 11-26-21	at Incarnate Word	W	79-76	0
! 11-27-21	vs Portland	L	68-74	100
! 11-28-21	vs Montana St.	L	68-75	0
12-04-21	WEBSTER UNIVERSITY	W	76-64	672
12-08-21	EVANSVILLE	W	75-73	690
12-11-21	at Purdue Fort Wayne	L	65-78	1073
12-15-21	at Southern Ill.	L	55-80	4030
12-18-21	at Pepperdine	L	77-83	437
12-21-21	at California Baptist	L	68-84	2220
* 12-30-21	at Murray St.	L	81-106	3630
* 01-01-22	AUSTIN PEAY	W	98-79	580
* 01-06-22	at Belmont	L	62-102	278
* 01-08-22	at Tennessee St.	L	84-95	269
* 01-20-22	TENNESSEE ST.	W	85-63	640
* 01-22-22	at Eastern Ill.	W	87-58	869
* 01-27-22	MOREHEAD ST.	Lot	73-74	1325
* 01-29-22	SIUE	W	85-77	935
* 02-03-22	at UT Martin	L	63-84	506
* 02-05-22	EASTERN ILL.	W	63-56	924
* 02-07-22	at SIUE	W	76-47	565
* 02-10-22	at Austin Peay	L	66-74	1253
* 02-12-22	BELMONT	L	72-81	1469
* 02-17-22	at Tennessee Tech	L	94-98	1009
* 02-19-22	at Morehead State	W	92-84	2511

* = Conference game

! = Incarnate Word Thanksgiving Invitational (San Antonio, Texas)



2021-22 SOUTHEAST MISSOURI BASKETBALL NOTES

UT MARTIN // FEB. 24

Comparison Game-by-Game (SEMO/Opponent)

Opponent	1st	2nd	Score	Mar	Total FG	FG Pct	3-Pointers	3FG Pct	Free Throws	FT Pct	Rebounds (Mar)	Assist	T/Over	Block	Steal	Fouls
Missouri State	45/41	54/53	99-94	+5	32-56/31-60	.571/.517	8-19/7-26	.421/.269	27-34/25-35	.794/.714	33/30 +3	10/13	11/7	2/1	6/6	26/22
Youngstown State	39/37	40/60	79-97	(18)	23-57/31-63	.404/.492	8-24/7-20	.333/.350	25-35/28-36	.714/.778	33/42 (9)	11/13	10/7	4/1	3/3	29/27
Arkansas State	33/39	27/33	60-72	(12)	21-58/26-59	.362/.441	5-19/8-19	.263/.421	13-19/12-14	.684/.857	32/45 (13)	11/15	12/14	2/4	7/6	15/18
Missouri Baptist	31/36	40/27	71-63	+8	22-54/22-58	.407/.379	8-25/4-14	.320/.286	19-22/15-20	.864/.750	35/38 (3)	13/14	20/19	5/1	11/9	19/20
Incarnate Word	34/39	45/37	79-76	+3	28-58/23-56	.483/.411	10-24/8-26	.417/.308	13-18/22-26	.722/.846	31/37 (6)	10/9	10/15	2/2	5/1	21/19
Portland	30/33	38/41	68-74	(6)	26-61/22-57	.426/.386	10-25/7-17	.400/.412	6-10/23-28	.600/.821	35/36 (1)	7/13	15/12	3/4	4/7	23/14
Montana State	31/27	37/48	68-75	(7)	23-59/22-55	.390/.400	6-22/7-23	.273/.304	16-19/24-33	.842/.727	38/39 (1)	12/11	17/17	2/5	8/8	29/18
Webster University	34/31	42/33	76-64	+12	28-67/21-57	.418/.368	6-32/6-13	.188/.462	14-21/16-24	.667/.667	41/43 (2)	14/10	8/16	7/1	9/4	18/19
Evansville	40/38	35/35	75-73	+2	28-54/26-65	.519/.400	7-16/11-37	.438/.297	12-13/10-14	.923/.714	37/31 +6	15/18	10/4	1/4	2/4	14/15
Purdue Fort Wayne	30/36	35/42	65-78	(13)	24-54/27-49	.444/.551	5-20/9-21	.250/.429	12-18/15-19	.667/.789	25/29 (4)	10/13	12/16	1/2	6/3	20/19
Southern Illinois	23/29	32/51	55-80	(25)	22-59/28-47	.373/.596	8-24/12-20	.333/.600	3-4/12-14	.750/.857	26/30 (4)	9/19	14/13	3/3	7/9	13/9
Pepperdine	30/35	47/48	77-83	(6)	30-57/29-65	.526/.446	10-26/8-23	.385/.348	7-10/17-21	.700/.810	29/39 (10)	17/19	21/16	0/1	7/8	19/13
California Baptist	34/43	34/41	68-84	(16)	22-64/30-62	.344/.484	7-29/12-33	.241/.364	17-27/12-20	.630/.600	35/45 (10)	11/22	8/13	1/5	6/4	19/21
Murray State	40/59	41/47	81-106	(25)	25-65/36-64	.385/.536	12-35/11-23	.343/.478	19-23/23-30	.826/.767	34/40 (6)	15/16	15/14	2/5	4/9	19/19
Austin Peay	42/31	56/48	98-79	+19	26-49/26-61	.531/.426	17-28/5-21	.607/.238	29-36/22-38	.806/.579	33/34 (1)	19/15	19/12	5/1	3/11	28/25
Belmont	33/57	29/45	62-102	(40)	22-62/42-70	.355/.600	12-31/8-23	.387/.348	6-8/10-11	.750/.909	29/41 (12)	15/23	15/7	4/5	4/7	10/13
Tennessee State	30/42	54/53	84-95	(11)	25-53/28-46	.472/.609	9-30/5-12	.300/.417	25-34/14-40	.735/.850	21/33 (12)	10/11	9/13	3/6	5/3	28/26
Tennessee State	41/34	44/29	85-63	+22	31-54/21-54	.574/.389	7-20/7-19	.350/.368	16-25/14-22	.640/.636	27/27 -	16/10	10/17	4/1	8/5	17/22
Eastern Illinois	51/32	36/26	87-58	+29	31-63/19-50	.492/.380	15-35/6-16	.429/.375	10-16/14-21	.625/.667	42/27 +15	27/10	12/17	4/1	8/7	22/19
Morehead State	36/29	28/35	73-74	(1)	29-66/27-67	.439/.403	7-26/7-26	.269/.269	8-14/13-23	.571/.565	37/42 (5)	13/12	10/10	1/6	5/5	20/18
SIU Edwardsville	35/31	50/46	85-77	+8	25-59/27-62	.424/.435	7-19/9-25	.368/.360	28-39/14-19	.718/.737	38/30 +8	12/9	11/14	3/3	6/7	20/25
UT Martin	34/38	29/46	63-84	(21)	20-54/27-57	.370/.474	7-21/10-22	.333/.455	16-21/20-25	.762/.800	25/44 (19)	12/12	12/14	3/6	4/3	23/19
Eastern Illinois	34/15	29/41	63-56	+7	23-55/20-51	.418/.392	11-32/8-20	.344/.400	6-13/8-11	.462/.727	26/32 (6)	16/8	16/21	0/2	9/7	15/15
SIU Edwardsville	40/24	36/23	76-47	+29	21-56/14-52	.375/.269	8-25/2-18	.320/.111	26-29/17-24	.897/.708	43/34 +9	10/5	12/15	1/2	9/6	25/25
Austin Peay	32/41	34/33	66-74	(8)	22-54/24-53	.407/.453	5-21/12-27	.238/.444	17-28/14-20	.607/.700	36/33 +3	9/13	12/13	2/2	9/6	22/23
Belmont	35/37	37/44	72-81	(9)	27-63/28-57	.429/.491	7-29/6-22	.241/.273	11-13/19-21	.846/.905	27/32 (5)	15/16	16/16	2/2	7/8	16/18
Tennessee Tech	40/44	54/54	94-98	(4)	32-71/34-64	.451/.531	12-29/7-18	.414/.389	18-20/23-32	.900/.719	43/32 +11	24/24	17/10	2/0	4/13	24/17
Morehead State	41/39	51/45	92-84	+8	31-65/31-72	.477/.431	15-30/10-36	.500/.278	15-20/12-18	.750/.667	35/45 (10)	20/17	8/13	3/4	7/4	24/23
UT Martin																
Murray State																

Points in the Paint, Second Chance Points, Points Off Turnovers, Fastbreak Points, Bench Points

Opponent	W/L	POINTS IN THE PAINT		2ND CHANCE POINTS		POINTS OFF TURNOVERS		FAST BREAK POINTS		BENCH POINTS	
		SEMO	OPP	SEMO	OPP	SEMO	OPP	SEMO	OPP	SEMO	OPP
Missouri State	W	34	46	7	10	10	10	7	4	38	16
Youngstown State	L	24	36	13	20	12	7	2	2	41	11
Arkansas State	L	28	30	13	16	16	7	4	4	14	19
Missouri Baptist	W	22	22	13	10	23	14	6	4	33	18
Incarnate Word	W	32	18	6	7	22	9	11	7	37	17
Portland	L	28	24	13	8	7	18	8	15	27	10
Montana State	L	24	28	7	15	15	19	19	14	32	9
Webster University	W	40	24	16	18	23	12	6	2	21	10
Evansville	W	36	24	5	10	2	2	4	0	9	19
Purdue Fort Wayne	L	36	28	5	9	13	16	10	5	12	19
Southern Illinois	L	18	32	11	6	7	13	4	9	13	22
Pepperdine	L	30	36	4	19	15	27	6	12	25	28
California Baptist	L	26	30	3	11	13	10	12	5	26	15
Murray State	L	22	46	10	12	19	25	14	24	30	32
Austin Peay	W	14	30	6	14	14	17	2	6	24	21
Belmont	L	14	60	0	18	8	12	3	22	27	34
Tennessee State	L	22	32	4	6	16	7	2	4	41	19
Tennessee State	W	42	18	8	16	16	13	16	4	37	20
Eastern Illinois	W	32	22	14	5	10	8	18	6	36	13
Morehead State	L	38	36	7	9	20	11	7	10	26	8
SIU Edwardsville	W	30	30	11	7	19	4	13	14	35	6
UT Martin	L	22	24	11	22	20	6	7	10	23	24
Eastern Illinois	W	22	22	9	14	29	12	11	9	14	18
SIU Edwardsville	W	20	18	14	3	20	4	7	4	10	7
Austin Peay	L	28	18	14	20	9	15	13	5	21	37
Belmont	L	32	38	10	4	11	23	4	14	6	13
Tennessee Tech	L	38	52	18	8	15	14	11	20	18	8
Morehead State	W	26	34	15	21	18	16	2	2	30	19
UT Martin											
Murray State											

2021-22 SOUTHEAST MISSOURI BASKETBALL NOTES

UT MARTIN // FEB. 24



Game-by-Game Leaders

Opponent	W/L	Score	Points	Rebounds	Assists	Blocks	Steals
Missouri State	W	99-94	Reed, Jr. - 21	Patterson - 7	Harris - 4	Akenten, Nicholas - 1	Reed, Jr. - 2
Youngstown State	L	79-97	Reed, Jr., Nicholas - 17	N. Russell - 11	Harris - 4	Akenten - 2	Harris - 2
Arkansas State	L	60-72	Reed, Jr. - 13	N. Russell - 9	Reed, Jr. - 3	S. Thompson, Akenten - 1	Akenten, Reed, Jr. - 3
Missouri Baptist	W	71-63	P. Russell - 18	Patterson - 7	Harris - 5	Akenten - 3	P. Russell, N. Russell - 4
Incarnate Word	W	79-76	Reed, Jr. - 23	Patterson, N. Russell, Akenten - 5	Harris - 4	Johnson - 2	Reed, Jr., Johnson - 2
Portland	L	68-74	P. Russell - 19	Akenten - 9	P. Russell - 4	Patterson, Johnson Akenten - 1	Akenten - 2
Montana State	L	68-75	P. Russell - 21	Akenten - 10	P. Russell, Harris - 3	P. Russell, C. Thompson - 1	Harris, Nicholas - 2
Webster University	W	76-64	Reed, Jr. - 26	Patterson - 9	P. Russell, Reed, Jr. - 4	Harris - 2	Johnson - 3
Evansville	W	75-73	P. Russell - 24	N. Russell - 15	P. Russell, Harris - 4	C. Thompson - 1	P. Russell - 2
Purdue Fort Wayne	L	65-78	P. Russell - 17	Harris - 6	Harris - 3	Akenten - 1	P. Russell - 2
Southern Illinois	L	55-80	Harris - 12	N. Russell - 7	P. Russell, N. Russell - 3	N. Russell, Akenten, Branson - 1	Reed, Jr., Harris - 2
Pepperdine	L	77-83	P. Russell - 25	N. Russell - 10	Harris - 6	-	P. Russell - 4
California Baptist	L	68-84	P. Russell - 17	N. Russell - 7	Reed, Jr., Harris - 3	N. Russell - 1	S. Thompson - 2
Murray State	L	81-106	Reed, Jr. - 20	Akenten, Branson - 6	P. Russell - 6	S. Thompson, N. Russell - 1	Four tied with - 1
Austin Peay	W	98-79	Reed, Jr. - 34	Reed, Jr. - 8	Branson - 6	Patterson - 2	Three tied with - 1
Belmont	L	62-102	Reed, Jr. - 22	N. Russell - 5	Long - 4	Three tied with - 1	Four tied with - 1
Tennessee State	L	84-95	P. Russell, Jr. - 22	P. Russell - 4	N. Russell - 3	S. Thompson - 2	Nicholas - 3
Tennessee State	W	85-63	Akenten - 17	N. Russell - 7	P. Russell - 7	Four tied with - 1	P. Russell, N. Russell - 2
Eastern Illinois	W	87-58	Branson - 15	Three tied with - 6	P. Russell - 8	Akenten - 2	C. Thompson, Nicholas - 2
Morehead State	L	73-74	Harris - 22	Nicholas, N. Russell - 9	N. Russell - 4	S. Thompson - 1	Reed, Jr. - 4
SIU Edwardsville	W	85-77	Reed, Jr., Nicholas - 18	N. Russell - 11	Harris - 6	Three tied with - 1	Patterson - 3
UT Martin	L	63-84	Patterson, Reed, Jr. - 12	Akenten, N. Russell - 5	P. Russell, Akenten - 3	Three tied with - 1	Four tied with - 1
Eastern Illinois	W	63-56	Reed, Jr. - 21	Branson - 6	P. Russell, Harris - 4	-	Branson, S. Thompson - 2
SIU Edwardsville	W	76-47	P. Russell - 35	P. Russell - 10	P. Russell - 4	Patterson - 1	P. Russell - 5
Austin Peay	L	66-74	P. Russell - 18	N. Russell - 13	Reed, Jr. - 3	Patterson, S. Thompson - 1	Three tied with - 2
Belmont	L	72-81	Patterson - 20	Akenten - 7	Branson - 5	Reed, Jr., S. Thompson - 1	N. Russell - 3
Tennessee Tech	L	94-98	Reed, Jr. - 35	Patterson - 10	Nicholas - 6	Patterson - 2	Four tied with - 1
Morehead State	W	92-84	Reed, Jr. - 28	Akenten - 11	P. Russell - 6	S. Thompson - 2	Reed, Jr., Harris - 2
UT Martin							
Murray State							

Game-by-Game Starters

Opponent	W/L	Score	Guard	Guard	Guard	Guard/Forward	Forward	First Man Off the Bench
Missouri State	W	99-94	P. Russell	Reed, Jr.	Harris	Akenten	S. Thompson	Patterson, 11 pts., 7 reb., 18 min.
Youngstown State	L	79-97	P. Russell	Reed, Jr.	Harris	Akenten	S. Thompson	Patterson, 6 pts., 3 reb., 16 min.
Arkansas State	L	60-72	P. Russell	Reed, Jr.	Nicholas	Akenten	S. Thompson	N. Russell, 2 pts., 9 reb., 24 min.
Missouri Baptist	W	71-63	P. Russell	Reed, Jr.	N. Russell	Branson	Patterson	Johnson, 3 min.
Incarnate Word	W	79-76	P. Russell	Reed, Jr.	N. Russell	Branson	Patterson	Harris, 13 pts., 3 reb., 4 assists, 26 min.
Portland	L	68-74	P. Russell	Reed, Jr.	N. Russell	Branson	Patterson	Johnson, 4 pts., 4 reb., 15 min.
Montana State	L	68-75	P. Russell	Reed, Jr.	N. Russell	Branson	Patterson	Johnson, 5 pts., 1 reb., 12 min.
Webster University	W	76-64	P. Russell	Reed, Jr.	Harris	N. Russell	Patterson	Johnson, 6 pts., 3 reb., 8 min.
Evansville	W	75-73	P. Russell	Nicholas	Harris, N. Russell	Patterson	Akenten, 7 pts., 4 reb., 25 min.	
Purdue Fort Wayne	L	65-78	P. Russell	Reed, Jr.	Nicholas	Harris (G)	Patterson	Johnson, 4 pts., 3 reb., 14 min.
Southern Illinois	L	55-80	P. Russell	Reed, Jr.	Harris	N. Russell	Patterson	Nicholas, 5 pts., 11 min.
Pepperdine	L	77-83	P. Russell	Reed, Jr.	N. Russell	Branson	Patterson	Harris, 8 pts., 6 assists, 22 min.
California Baptist	L	68-84	P. Russell	Reed, Jr.	N. Russell	Branson	S. Thompson	Johnson, 8 pts., 1 reb., 9 min.
Murray State	L	81-106	P. Russell	Reed, Jr.	N. Russell	Branson	S. Thompson	Harris, 15 pts., 4 reb., 27 min.
Austin Peay	W	98-79	P. Russell	Reed, Jr.	N. Russell	Branson	S. Thompson	Nicholas, 14 pts., 3 reb., 3 assists, 22 min.
Belmont	L	62-102	P. Russell	Reed, Jr.	N. Russell	Branson	S. Thompson	Patterson, 4 pts., 13 min.
Tennessee State	L	84-95	P. Russell	Reed, Jr.	N. Russell	Branson	S. Thompson	Akenten, 16 pts., 3 reb., 22 min.
Tennessee State	W	85-63	P. Russell	Reed, Jr.	N. Russell	Branson	Patterson	Nicholas, 3 pts., 2 reb., 12 min.
Eastern Illinois	W	87-58	P. Russell	Reed, Jr.	N. Russell	Branson	Patterson	C. Thompson, 3 assists, 4 reb., 23 min.
Morehead State	L	73-74	Nicholas	Reed, Jr.	N. Russell	Branson	Patterson	Akenten, 2 pts., 2 reb., 17 min.
SIU Edwardsville	W	85-77	Nicholas	Reed, Jr.	N. Russell	Branson	Patterson	Akenten, 11 pts., 7 reb., 22 min.
UT Martin	L	63-84	P. Russell	Reed, Jr.	N. Russell	Branson	Patterson	S. Thompson, 3 pts., 8 min.
Eastern Illinois	W	63-56	P. Russell	Reed, Jr.	N. Russell	Branson	Patterson	S. Thompson, 1 pt., 7 min.
SIU Edwardsville	W	76-47	P. Russell	C. Thompson	N. Russell	Branson	Patterson	S. Thompson, 3 pts., 1 reb., 15 min.
Austin Peay	L	66-74	P. Russell	C. Thompson	N. Russell	Branson	Patterson	Reed, Jr. - 2 pts., 3 assists, 29 min.
Belmont	L	72-81	P. Russell	Reed, Jr.	N. Russell	Branson	Patterson	S. Thompson, 4 pts., 1 reb., 13 min.
Tennessee Tech	L	94-98	P. Russell	Reed, Jr.	N. Russell	Branson	Patterson	S. Thompson, 7 pts., 3 reb., 9 min.
Morehead State	W	92-84	P. Russell	Reed, Jr.	N. Russell	Branson	Patterson	S. Thompson, 3 pts., 4 reb., 17 min.
UT Martin								
Murray State								

Starting Lineup Combinations

Record	Guard	Guard	Guard	Guard/Forward	Forward
1-1	P. Russell	Reed, Jr.	Harris	Akenten	S. Thompson
0-1	P. Russell	Reed, Jr.	Nicholas	Akenten	S. Thompson
6-6	P. Russell	Reed, Jr.	N. Russell	Branson	Patterson
1-1	P. Russell	Reed, Jr.	Harris	N. Russell	Patterson
1-0	P. Russell	Nicholas	Harris	N. Russell	Patterson
0-1	P. Russell	Reed, Jr.	Harris	Nicholas (G)	Patterson
1-4	P. Russell	Reed, Jr.	N. Russell	Branson	S. Thompson
1-1	Nicholas	Reed, Jr.	N. Russell	Branson	Patterson
1-1	P. Russell	C. Thompson	N. Russell	Branson	Patterson

OVC CHAMPIONS | 2000 NCAA TOURNAMENT | 2000



2021-22 SOUTHEAST MISSOURI BASKETBALL NOTES

UT MARTIN // FEB. 24

	Score	FG-A	Pct.	3FG-A	Pct.	FT-A	Pct.	OFF	DEF	Total	F	A	TO	B	S
Southeast Missouri	W, 99-94	32-56	.571	8-19	.421	27-34	.794	5	28	33	26	10	11	2	6
Missouri State		31-60	.517	7-26	.269	25-35	.714	7	23	30	22	13	7	1	6
Southeast Missouri	L, 79-97	23-57	.404	8-24	.333	25-35	.714	8	25	33	29	11	10	4	3
Youngstown State		31-63	.492	7-20	.350	28-36	.778	12	30	42	27	13	7	1	3
Southeast Missouri	L, 60-72	21-58	.362	5-19	.263	13-19	.684	13	19	32	15	11	12	2	7
Arkansas State		26-59	.441	8-19	.421	12-14	.857	16	29	45	18	15	14	4	6
Southeast Missouri	W, 71-63	22-54	.407	8-25	.320	19-22	.864	8	27	35	19	13	20	5	11
Missouri Baptist		22-58	.379	4-14	.286	15-20	.750	12	26	38	20	14	19	1	9
Southeast Missouri	W, 79-76	28-58	.483	10-24	.417	13-18	.722	8	23	31	21	10	10	2	5
Incarinate Word		23-56	.411	8-26	.308	22-26	.846	11	26	37	19	9	15	2	1
Southeast Missouri	L, 68-74	26-61	.426	10-25	.400	6-10	.600	8	27	35	23	7	15	3	4
Portland		22-57	.386	7-17	.412	23-28	.821	9	27	36	14	13	12	4	7
Southeast Missouri	L, 68-75	23-59	.390	6-22	.273	16-19	.842	8	30	38	29	12	17	2	8
Montana State		22-55	.400	7-23	.304	24-33	.727	10	29	39	18	11	17	5	8
Southeast Missouri	W, 76-64	28-67	.418	6-32	.188	14-21	.667	15	26	41	18	14	8	7	9
Webster University		21-57	.368	6-13	.462	16-24	.667	14	29	43	19	10	16	1	4
Southeast Missouri	W, 75-73	28-54	.519	7-16	.438	12-13	.923	4	33	37	14	15	10	1	2
Evansville		26-65	.400	11-37	.297	10-14	.714	8	23	31	15	18	4	4	4
Southeast Missouri	L, 65-78	24-54	.444	5-20	.250	12-18	.667	5	20	25	20	10	12	1	6
Purdue Fort Wayne		27-49	.551	9-21	.429	15-19	.789	4	25	29	19	13	16	2	3
Southeast Missouri	L, 55-80	22-59	.373	8-24	.333	3-4	.750	11	15	26	13	9	14	3	7
Southern Illinois		28-47	.596	12-20	.600	12-14	.857	3	27	30	9	19	13	3	9
Southeast Missouri	L, 77-83	30-57	.526	10-26	.385	7-10	.700	5	24	29	19	17	21	0	7
Pepperdine		29-65	.446	8-23	.348	17-21	.810	15	24	39	13	19	16	1	8
Southeast Missouri	L, 68-84	22-64	.344	7-29	.241	17-27	.630	9	26	35	19	11	8	1	6
California Baptist		30-62	.484	12-33	.364	12-20	.600	8	37	45	21	22	13	5	4
Southeast Missouri	L, 81-106	25-65	.385	12-35	.343	19-23	.826	13	21	34	19	15	15	2	4
Murray State		36-64	.563	11-23	.478	23-30	.767	10	30	40	19	16	14	5	9
Southeast Missouri	W, 98-79	26-49	.531	17-28	.607	29-36	.806	6	27	33	28	19	19	5	3
Austin Peay		26-61	.426	5-21	.238	22-38	.579	14	20	34	25	15	12	1	11
Southeast Missouri	L, 62-102	22-62	.355	12-31	.387	6-8	.750	11	18	29	10	15	15	4	4
Belmont		42-70	.600	8-23	.348	10-11	.909	11	30	41	13	23	7	5	7
Southeast Missouri	L, 84-95	25-53	.472	9-30	.300	25-34	.735	4	17	21	28	10	9	3	5
Tennessee State		28-46	.609	5-12	.417	34-40	.850	4	29	33	26	11	13	6	3
Southeast Missouri	W, 85-63	31-54	.574	7-20	.350	16-25	.640	5	22	27	17	16	10	4	8
Tennessee State		21-54	.389	7-19	.368	14-22	.636	9	18	27	22	10	17	1	5
Southeast Missouri	W, 87-58	31-63	.492	15-25	.429	10-16	.625	14	28	42	22	27	12	4	8
Eastern Illinois		19-50	.380	6-16	.375	14-21	.667	6	21	27	19	10	17	1	7
Southeast Missouri	L, 73-74 (OT)	29-66	.439	7-26	.269	8-14	.571	9	28	37	20	13	10	1	5
Morehead State		27-67	.403	7-26	.269	13-23	.565	15	27	42	18	12	10	6	5
Southeast Missouri	W, 85-77	25-59	.424	7-19	.368	28-39	.718	10	28	38	20	12	11	3	6
SIU Edwardsville		27-62	.435	9-25	.360	14-19	.737	7	23	30	25	9	14	3	7
Southeast Missouri	L, 63-84	20-54	.370	7-21	.333	16-21	.762	8	17	25	23	12	12	3	4
UT Martin		27-57	.474	10-22	.455	20-25	.800	16	28	44	19	12	14	6	3
Southeast Missouri	W, 63-56	23-55	.418	11-32	.344	6-13	.462	8	18	26	15	16	16	0	9
Eastern Illinois		20-51	.392	8-20	.400	8-11	.727	8	24	32	15	8	21	2	7
Southeast Missouri	W, 76-47	21-56	.375	8-25	.320	26-29	.897	9	34	43	25	10	12	1	9
SIU Edwardsville		14-52	.269	2-18	.111	17-24	.708	7	27	34	25	5	15	2	6
Southeast Missouri	L, 66-74	22-54	.407	5-21	.238	17-28	.607	16	20	36	22	9	12	2	9
Austin Peay		24-53	.453	12-27	.444	14-20	.700	12	21	33	23	13	13	2	6
Southeast Missouri	L, 72-81	27-63	.429	7-29	.241	11-13	.846	11	16	27	16	15	16	2	7
Belmont		28-57	.491	6-22	.273	19-21	.905	7	25	32	18	16	16	2	8
Southeast Missouri	L, 94-98	32-71	.451	12-29	.414	18-20	.900	16	27	43	24	24	17	2	4
Tennessee Tech		34-64	.531	7-18	.389	23-32	.719	8	24	32	17	24	10	0	13
Southeast Missouri	W, 92-84	31-65	.477	15-30	.500	15-20	.750	12	23	35	24	20	8	3	7
Morehead State		31-72	.431	10-36	.278	12-18	.667	22	23	45	23	17	13	4	4
Southeast Missouri															
UT Martin															
Southeast Missouri															
Murray State															



2021-22 Game-by-Game Leaders Summary (# of Games)

Points

Eric Reed, Jr.	13
Phillip Russell	10
Chris Harris	2
DQ Nicholas	2
Manny Patterson	2
Nana Akenten	1
Dylan Branson	1

Rebounds

Nygall Russell	13
Nana Akenten	8
Manny Patterson	6
Phillip Russell	2
Eric Reed, Jr.	2
Dylan Branson	2
Chris Harris	1
DQ Nicholas	1

Assists

Chris Harris	12
Phillip Russell	11
Eric Reed, Jr.	4
Nygall Russell	3
Dylan Branson	2
Parker Long	1
Nana Akenten	1
DQ Nicholas	1

Blocks

Nana Akenten	11
Sam Thompson	9
Manny Patterson	8
Nygall Russell	3
Chase Thompson	3
Eric Reed, Jr.	3
Nate Johnson	2
Dylan Branson	2
DQ Nicholas	1
Phillip Russell	1
Chris Harris	1

Steals

Phillip Russell	11
Eric Reed, Jr.	8
DQ Nicholas	7
Chris Harris	6
Nygall Russell	5
Dylan Branson	4
Nana Akenten	3
Manny Patterson	3
Sam Thompson	3
Parker Long	1
Nate Johnson	1
Chase Thompson	1

Dunks (# for 2021-22 Season)

Nygall Russell	9
Nana Akenten	5
Sam Thompson	4
Nate Johnson	1
Chris Harris	1

Games Played/Started

	2021-22	Career
Nygall Russell	27/24	113/47
DQ Nicholas	24/5	81/51
Chris Harris	25/6	53/32
Nana Akenten	25/3	52/27
Eric Reed, Jr.	26/25	53/47
Dylan Branson	28/21	55/29
Nate Johnson	11/0	36/0
Manny Patterson	28/20	49/32
Parker Long	13/0	28/0
Phillip Russell	26/26	26/26
Chase Thompson	23/2	23/2
Sam Thompson	18/9	18/9

Career Ledger

Double-Digit Point Games

	2021-22	Career
Chris Harris	14	34
Eric Reed, Jr.	20	33
DQ Nicholas	8	29
Nygall Russell	10	23
Nana Akenten	9	20
Phillip Russell	19	19
Manny Patterson	7	10
Nate Johnson	1	2
Sam Thompson	2	2
Dylan Branson	1	2
Chase Thompson	1	1

Double-Digit Rebound Games

	2021-22	Career
Nygall Russell	5	6
Nana Akenten	2	4
DQ Nicholas	-	1
Phillip Russell	1	1
Manny Patterson	1	1

20+ Point Games

	2021-22	Career
Eric Reed, Jr.	9	12
Phillip Russell	6	6
DQ Nicholas	-	4
Chris Harris	1	3
Manny Patterson	1	2
Nygall Russell	-	1

30-Point Games

	2021-22	Career
Eric Reed, Jr.	2	2
Phillip Russell	1	1

8+ Rebound Games

	2021-22	Career
Nygall Russell	7	11
Nana Akenten	3	8
DQ Nicholas	1	5
Manny Patterson	2	2
Eric Reed, Jr.	1	1
Phillip Russell	1	1

5+ Assist Games

	2021-22	Career
Chris Harris	3	11
DQ Nicholas	1	9
Nygall Russell	-	6
Phillip Russell	4	4
Eric Reed, Jr.	2	3
Nana Akenten	-	1
Dylan Branson	2	2

3+ Steal Games

	2021-22	Career
DQ Nicholas	2	6
Nygall Russell	2	6
Nana Akenten	1	4
Eric Reed, Jr.	2	4
Jordan Love	-	3
Chris Harris	-	3
Phillip Russell	3	3
Manny Patterson	1	1

Double-Doubles

	2021-22	Career
Nygall Russell	3	3
Nana Akenten	-	2
Phillip Russell	1	1
Manny Patterson	1	1

SEMO's 2021-22 Record:

At Home	7-4
On the Road	5-10
At Neutral Sites	0-2
In Ohio Valley Conference Games	7-8
In November	3-4
In December	2-5
In January	4-3
In February	3-4
In March	0-0
Leading at the Half	10-3
Trailing at the Half	2-13
Tied at the Half	0-0
In Overtime Games	0-1
The Redhawks Score First	8-6
In 1-4 Point Games	2-2
In 5-9 Point Games	5-5
In 10-14 Point Games	1-2
In 15+ Point Games	4-7
Leading with Five Minutes Left in Regulation	12-1
Trailing with Five Minutes Left in Regulation	0-15
Tied with Five Minutes Left in Regulation	0-0
Scoring Less than 50 Points	0-0
Scoring 50-59 Points	0-1
Scoring 60-69 Points	1-8
Scoring 70-79 Points	5-4
Scoring 80-89 Points	3-2
Scoring 90-99 Points	3-1
Scoring 100 or more Points	0-0
Giving up Less Than 50 Points	1-0
Giving up 50-59 Points	2-0
Giving up 60-69 Points	3-0
Giving up 70-79 Points	4-6
Giving up 80-89 Points	1-5
Giving up 90-99 Points	1-3
Giving up 100 or more Points	0-2
Shooting 50% or Better from the Field	4-1
Shooting Less Than 50% from the Field	8-15
Opponent Shoots 50% or Better from the Field	1-6
Opponent Shoots Less Than 50% from the Field	11-10
Outshooting Opponent	11-2
Outshot by Opponent	1-14
Field Goal Percentage is Tied	0-0
Shooting 50% or Better from 3-Point Range	2-0
Shooting Less Than 50% from 3-Point Range	10-16
Opponent Shoots 50% or Better from 3-Point Range	0-1
Opponent Shoots Less Than 50% from 3-Point Range	12-15
Shooting 50% or Better from the Free Throw Line	11-16
Shooting Less Than 50% from the Free Throw Line	1-0
Opponent Shoots 50% or Better from the Free Throw Line	12-16
Opponent Shoots Less Than 50% from the Free Throw Line	0-0
Shooting More Free Throws Than Opponent	5-1
Shooting Less Free Throws Than Opponent	7-15
Free Throws are Tied	0-0
SEMO's Starters Outscore Opponent's Starters	7-2
Opponent's Starters Outscore SEMO's Starters	5-14
Starter Scoring is Tied	0-0
Bench Outscores Opponent	9-8
Opponent Bench Outscores Southeast	3-8
Bench Scoring is Tied	0-0
Bench Contributes Double Figures in Points	11-15
No Redhawk Players Score Double Figures	0-0
Two Redhawk Players Score Double Figures	0-2
3+ Redhawk Players Score Double Figures	11-14
Outrebounding an Opponent	5-2
Opponent Outrebounds SEMO	6-14
Rebounds are Tied	1-0
Getting 10+ Assists	12-12
Getting 10+ Steals	1-0
Getting 5+ Blocks	3-0
Forcing more Turnovers than Opponent	8-7
Committing more Turnovers than Opponent	4-6
Turnovers are Tied	0-3



2021-22 SOUTHEAST MISSOURI BASKETBALL NOTES

UT MARTIN // FEB. 24

2021-22 OVC Statistics

RECORD:	OVERALL	HOME	AWAY	NEUTRAL
ALL GAMES	7-8	4-2	3-6	0-0
CONFERENCE	7-8	4-2	3-6	0-0
NON-CONFERENCE	0-0	0-0	0-0	0-0

#	Player	gp-gs	min	avg	Total		3-Point		F-Throw		Rebounds				pf	dq	a	to	blk	stl	pts	avg
					fg-fga	fg%	3fg-fga	3fg%	ft-fa	ft%	off	def	tot	avg								
03	REED, JR., Eric	14-13	453	32.4	78-183	.426	37-97	.381	54-65	.831	21	33	54	3.9	28	0	30	25	3	12	247	17.6
01	RUSSELL, Phillip	13-13	408	31.4	56-141	.397	19-68	.279	54-67	.806	10	25	35	2.7	32	1	50	33	0	17	185	14.2
21	AKENTEN, Nana	13-0	249	19.2	44-98	.449	27-69	.391	8-16	.500	13	49	62	4.8	25	0	11	10	6	6	123	9.5
10	PATTERSON, Manny	14-11	239	17.1	54-85	.635	0-0	.000	18-25	.720	28	25	53	3.8	41	0	2	16	10	7	126	9.0
05	HARRIS, Chris	12-0	251	20.9	30-82	.366	20-46	.435	25-32	.781	2	24	26	2.2	16	0	25	19	1	9	105	8.8
25	RUSSELL, Nygal	15-15	407	27.1	46-114	.404	24-65	.369	12-22	.545	25	67	92	6.1	40	1	41	20	3	10	128	8.5
11	NICHOLAS, DQ	13-2	293	22.5	25-60	.417	11-23	.478	35-49	.714	6	38	44	3.4	27	0	24	16	0	10	96	7.4
14	JOHNSON, Nate	1-0	7	7.0	2-2	1.000	0-0	.000	1-2	.500	0	0	0	0.0	3	0	0	0	0	0	5	5.0
20	THOMPSON, Sam	13-4	184	14.2	23-42	.548	0-1	.000	10-14	.714	11	17	28	2.2	35	2	5	21	11	4	56	4.3
33	BRANSON, Dylan	15-15	269	17.9	14-40	.350	5-21	.238	18-26	.692	14	32	46	3.1	44	1	29	23	3	8	51	3.4
02	THOMPSON, Chase	12-2	165	13.8	12-27	.444	3-10	.300	12-17	.706	3	13	16	1.3	18	1	9	5	2	6	39	3.3
13	LONG, Parker	10-0	100	10.0	6-15	.400	5-11	.455	3-4	.750	3	4	7	0.7	4	0	7	2	0	3	20	2.0
Team											16	17	33					4				
Total.....		15	3025		390-889	.439	151-411	.367	250-339	.737	152	344	496	33.1	313	6	233	194	39	92	1181	78.7
Opponents.....		15	3025		404-880	.459	113-328	.345	257-355	.724	156	370	526	35.1	307	-	201	206	46	101	1178	78.5

TEAM STATISTICS	SEMO	OPP	Date	Opponent	Score	Att.
SCORING	1181	1178	* 12-30-21	at Murray St.	L 81-106	3630
Points per game	78.7	78.5	* 01-01-22	AUSTIN PEAY	w 98-79	580
Scoring margin	+0.2	-	* 01-06-22	at Belmont	L 62-102	278
FIELD GOALS-ATT	390-889	404-880	* 01-08-22	at Tennessee St.	L 84-95	269
Field goal pct	.439	.459	* 01-20-22	TENNESSEE ST.	w 85-63	640
3 POINT FG-ATT	151-411	113-328	* 01-22-22	at Eastern Ill.	w 87-58	869
3-point FG pct	.367	.345	* 01-27-22	MOREHEAD ST.	Lot 73-74	1325
3-pt FG made per game	10.1	7.5	* 01-29-22	SIUE	w 85-77	935
FREE THROWS-ATT	250-339	257-355	* 02-03-22	at UT Martin	L 63-84	506
Free throw pct	.737	.724	* 02-05-22	EASTERN ILL.	w 63-56	924
F-Throws made per game	16.7	17.1	* 02-07-22	at SIUE	w 76-47	565
REBOUNDS	496	526	* 02-10-22	at Austin Peay	L 66-74	1253
Rebounds per game	33.1	35.1	* 02-12-22	BELMONT	L 72-81	1469
Rebounding margin	-2.0	-	* 02-17-22	at Tennessee Tech	L 94-98	1009
ASSISTS	233	201	* 02-19-22	at Morehead State	w 92-84	2511
Assists per game	15.5	13.4				
TURNOVERS	194	206				
Turnovers per game	12.9	13.7				
Turnover margin	+0.8	-				
Assist/turnover ratio	1.2	1.0				
STEALS	92	101				
Steals per game	6.1	6.7				
BLOCKS	39	46				
Blocks per game	2.6	3.1				
ATTENDANCE	5873	10890				
Home games-Avg/Game	6-979	9-1210				
Neutral site-Avg/Game	-	0-0				

* = Conference game

! = Incarnate Word Thanksgiving Invitational (San Antonio, Texas)

Score by Periods	1st	2nd	OT	Totals
Southeast Missouri	564	608	9	1181
Opponents	553	615	10	1178

2021-22 SOUTHEAST MISSOURI BASKETBALL NOTES

UT MARTIN // FEB. 24



21



- // Guard
- // Redshirt-Junior
- // 6-6 // 215
- // Bolingbrook, Ill.
- // Bolingbrook H.S.
- // Nebraska

Nana AKENTEN

2021-22: Did not play at SIU Edwardsville (2/7) and at Austin Peay (2/10) due to COVID protocols...Returned to grab seven rebounds in 19 minutes off the bench vs. Belmont (2/12)...Averages 7.1 points and 4.7 rebounds through 25 games and three starts...Ranks fourth on the team with 36 three-pointers made...Leads the team with 16 blocks...Scored 13 points as one of five players with double figures at Missouri State (11/9)...Made 3-of-4 three-pointers and had the assist on Eric Reed, Jr.'s 3-pointer with 11 seconds left against the Bears...Had 15 points off the bench vs. Missouri Baptist (11/22)...Grabbed a season-best 10 rebounds vs. Montana State (11/28)...Missed the Webster game with a back injury...Scored a season-best 19 points and matched a career-high five 3-pointers made off the bench at Belmont (1/6)...Followed that up with 16 points and buried four 3-pointers at Tennessee State (1/8)...Led the Redhawks with 17 points (12 in the first half) and buried three 3-pointers off the bench vs. Tennessee State (1/20)...Averages 9.5 points per game in league play...Had a highlight-reel dunk off an alley-oop pass from Nygal Russell vs. Morehead State (1/27)...Made four 3-pointers and finished with 14 points at Tennessee Tech (Feb. 17)...Tied a career-high with 11 rebounds at Morehead State (2/19).

Akenten's Game-by-Game Statistics

2021-22	FG	3P	FT	O/D	REB	F	PTS	A	TO	B	S	M
at Missouri State*	5-7	3-4	0-0	0/3	3	4	13	1	0	1	0	21
Youngstown State*	0-4	0-3	1-4	0/4	4	4	1	1	0	2	0	25
Arkansas State*	1-6	1-4	2-2	2/1	3	2	5	0	0	1	3	22
Missouri Baptist	6-12	2-5	1-2	0/5	5	2	15	1	0	3	0	23
at Incarnate Word	1-7	1-4	0-0	1/4	5	4	3	0	1	0	0	16
vs. Portland	2-6	0-2	0-1	1/8	9	2	4	0	1	1	2	20
vs. Montana State	1-6	0-3	1-2	2/8	10	3	3	1	0	0	1	21
Webster University	DNP	-	-	-	-	-	-	-	-	-	-	-
Evansville	3-9	1-5	0-0	0/4	4	3	7	0	0	0	0	25
at Purdue Fort Wayne	0-6	0-4	0-0	1/1	2	3	0	0	0	1	1	15
at Southern Illinois	1-4	1-3	1-1	1/3	4	2	4	0	0	1	1	17
at Pepperdine	0-2	0-2	0-0	0/4	4	1	0	0	2	0	0	13
at California Baptist	0-6	0-4	0-0	1/0	1	1	0	1	0	0	0	9
at Murray State	1-7	1-4	0-0	4/2	6	1	3	1	1	0	0	11
Austin Peay	2-4	2-4	0-0	0/2	2	1	6	0	0	1	0	8
at Belmont	6-8	5-7	2-3	0/3	3	2	19	0	1	1	1	23
at Tennessee State	6-13	4-11	0-0	0/3	3	4	16	0	0	0	0	22
Tennessee State	6-7	3-4	2-3	0/3	3	1	17	2	0	1	0	17
at Eastern Illinois	4-11	3-10	1-2	0/6	6	1	12	2	0	2	1	27
Morehead State	1-6	0-4	0-0	0/2	2	1	2	0	1	0	0	17
SIU Edwardsville	4-8	2-4	1-2	1/6	7	2	11	0	0	1	1	22
at UT Martin	4-7	2-5	0-2	0/5	5	4	10	3	1	0	0	21
Eastern Illinois	2-7	1-4	1-2	2/1	3	3	6	1	2	0	0	17
at SIU Edwardsville	DNP	-	-	-	-	-	-	-	-	-	-	-
at Austin Peay	DNP	-	-	-	-	-	-	-	-	-	-	-
Belmont	0-4	0-3	0-0	3/4	7	0	0	0	1	0	2	19
at Tennessee Tech	5-8	4-6	0-0	0/4	4	2	14	1	2	0	0	20
at Morehead State	3-8	0-3	1-2	3/8	11	3	7	1	1	0	1	25
UT Martin												
Murray State												
Totals	64-173	36-112	14-28	22/94	116	56	178	16	14	16	14	476

2021-22 Season-Highs

Points.....	19	at Belmont (1/6/22)
Total Rebounds.....	11	at Morehead State (2/19/22)
Offensive.....	4	at Murray State (12/30/21)
Defensive.....	8	3x, last at Morehead State (2/19/22)
FG Made.....	6	4x, last vs. Tennessee State (1/20/22)
FG Attempted.....	13	at Tennessee State (1/8/22)
3-Point FG Made.....	5	at Belmont (1/6/22)
3-Point FG Attempted.....	11	at Tennessee State (1/8/22)
FT Made.....	2	3x, last vs. Tennessee State (1/20/22)
FT Attempted.....	4	vs. Youngstown State (11/13/21)
Assists.....	3	at UT Martin (2/3/22)
Blocks.....	3	vs. Youngstown State (11/13/21)
Steals.....	3	vs. Missouri Baptist (11/22/21)
Minutes.....	27	at Eastern Illinois (1/22/22)

Career-Highs

Points.....	20	at Belmont (1/7/21)
Total Rebounds.....	11	2x last at Morehead State (2/19/22)
Offensive.....	4	at Murray State (12/30/21)
Defensive.....	10	at Belmont (1/7/21)
FG Made.....	7	2x, last at UT Martin (1/26/21)
FG Attempted.....	17	at Belmont (1/7/21)
3-Point FG Made.....	5	2x, last at Belmont (1/6/22)
3-Point FG Attempted.....	11	2x, last at Tennessee State (1/8/22)
FT Made.....	7	at SIU Edwardsville (2/27/21)
FT Attempted.....	9	at SIU Edwardsville (2/27/21)
Assists.....	3	at UT Martin (2/3/22)
Blocks.....	3	vs. Missouri Baptist (11/22/21)
Steals.....	5	vs. Eastern Illinois (1/30/21)
Minutes.....	37	vs. Tennessee State (1/2/21)


Akenten's Career Statistics at Southeast Missouri

Overall																					
Season	G-GS	Min	Avg	FG-FGA	Pct	3FG-3FGA	Pct	FT-FTA	Pct	Off	Def	Tot	Avg	PF	FO	A	TO	Blk	Stl	Pts	Avg
2020-21	27-24	728	27.0	84-216	.389	53-150	.353	29-39	.744	28	128	156	5.8	66	3	26	51	10	34	250	9.3
2021-22	25-3	476	19.0	64-173	.370	36-112	.321	14-28	.500	22	95	117	4.7	56	0	16	14	16	14	178	7.1
Total	52-27	1204	23.2	148-389	.380	89-262	.340	43-67	.642	50	223	273	5.3	122	3	42	65	26	48	428	8.2
Ohio Valley Conference Games Only																					
Season	G-GS	Min	Avg	FG-FGA	Pct	3FG-3FGA	Pct	FT-FTA	Pct	Off	Def	Tot	Avg	PF	FO	A	TO	Blk	Stl	Pts	Avg
2020-21	20-19	534	26.7	63-161	.391	39-114	.342	22-28	.786	18	98	116	5.8	43	0	19	39	5	25	187	9.4
2021-22	13-0	249	19.2	44-98	.449	27-69	.391	8-16	.500	13	49	62	4.8	25	0	11	10	6	6	123	9.5
Total	33-19	783	23.7	107-259	.413	66-183	.361	30-44	.682	31	147	178	5.4	68	0	30	49	11	31	310	9.4



2021-22 SOUTHEAST MISSOURI BASKETBALL NOTES

UT MARTIN // FEB. 24



33



// Guard
// Freshman
// 6-5 // 220
// St. Louis, Mo.
// Mehlville H.S.

Dylan BRANSON

2021-22: Played in all 28 games and logged 21 starts...Only Redhawk who played in every game this season...Had a career-high six rebounds on two occasions vs. Eastern Illinois (2/5) and at Murray State (12/30)...Scored two points vs. Missouri Baptist (11/22)...Finished with eight points in a season-high 27 minutes at Purdue Fort Wayne (12/11)...Came off the bench and scored all of his points in a 1:26 stretch in the first half against the Mastodons...Knocked down two 3-pointers and logged a season-high 30 minutes at Pepperdine (12/18)...Scored seven points at Murray State (12/30)...Had a career-high six assists vs. Austin Peay (1/1)...Matched a career-high 12 points, all in the first half at Eastern Illinois (1/22)...Averages 2.7 points and three rebounds a game.

Branson's Game-by-Game Statistics

2021-22	FG	3P	FT	O/D	REB	F	PTS	A	TO	B	S	M
at Missouri State	0-1	0-1	0-0	0/0	0	0	0	0	0	0	0	5
Youngstown State	0-1	0-1	0-0	0/1	1	4	0	2	0	0	0	12
Arkansas State	1-1	0-0	0-2	0/3	3	1	2	2	1	0	1	17
Missouri Baptist*	0-2	0-2	0-0	1/1	2	1	0	0	1	1	0	18
at Incarnate Word*	0-2	0-1	0-0	0/0	0	3	0	1	1	0	0	14
vs. Portland*	0-0	0-0	0-0	0/3	3	2	0	1	0	0	0	22
vs. Montana State*	0-3	0-1	0-0	0/5	5	2	0	1	1	0	1	24
Webster University	2-4	0-1	0-1	2/2	4	2	4	0	1	1	2	16
Evansville	1-2	0-1	0-0	0/2	2	0	2	0	1	0	0	12
at Purdue Fort Wayne	3-6	2-4	0-0	0/4	4	3	8	1	1	0	0	27
at Southern Illinois	1-1	0-0	0-0	1/3	4	1	2	2	1	1	0	17
at Pepperdine*	2-4	2-3	0-0	0/5	5	4	6	5	3	0	0	30
at California Baptist*	0-1	0-0	0-0	0/3	3	5	0	2	2	0	1	26
at Murray State*	2-4	1-3	2-2	1/5	6	2	7	1	3	0	1	20
Austin Peay*	0-1	0-0	4-6	1/3	4	4	4	6	1	1	0	25
at Belmont*	0-1	0-1	0-0	1/2	3	0	0	2	2	0	0	14
at Tennessee State*	1-4	0-2	0-0	1/1	2	5	2	0	1	0	0	8
Tennessee State*	0-1	0-1	3-4	0/3	3	3	3	1	2	1	1	19
at Eastern Illinois*	5-8	2-4	0-0	1/3	4	3	12	3	0	0	0	17
Morehead State*	2-4	1-2	3-5	2/1	3	4	8	2	1	0	0	24
SIU Edwardsville*	0-0	0-0	0-0	1/0	1	3	0	1	5	1	0	13
at UT Martin*	0-1	0-0	2-4	1/2	3	4	2	1	1	0	0	14
Eastern Illinois*	1-3	1-2	2-2	3/3	6	2	5	2	3	0	2	26
at SIU Edwardsville*	0-5	0-2	2-2	0/4	4	4	2	2	2	0	1	26
at Austin Peay*	1-2	0-1	0-1	1/2	3	4	2	0	1	0	2	21
Belmont*	2-5	0-3	0-0	0/1	1	4	4	5	0	0	1	21
at Tennessee Tech*	0-1	0-0	0-0	1/1	2	2	0	3	0	0	0	7
at Morehead State*	0-0	0-0	0-0	0/1	1	0	0	0	1	0	0	14
UT Martin												
Murray State												
Totals	24-68	9-37	18-29	18/64	82	72	75	46	36	6	13	509

* - Game Started

2021-22 Season-Highs

Points.....	12	at Eastern Illinois (1/22/22)
Total Rebounds.....	6	2x, last vs. Eastern Illinois (2/5/22)
Offensive.....	3	vs. Eastern Illinois (2/5/22)
Defensive.....	5	3x, last at Murray State (12/30/21)
FG Made.....	5	at Eastern Illinois (1/22/22)
FG Attempted.....	8	at Eastern Illinois (1/22/22)
3-Point FG Made.....	2	3x, last at Eastern Illinois (1/22/22)
3-Point FG Attempted.....	4	2x, last at Eastern Illinois (1/22/22)
FT Made.....	4	vs. Austin Peay (1/1/22)
FT Attempted.....	6	vs. Austin Peay (1/1/22)
Assists.....	6	vs. Austin Peay (1/1/22)
Blocks.....	1	6x, last vs. SIU Edwardsville (1/29/22)
Steals.....	2	3x, last at Austin Peay (2/10/22)
Minutes.....	30	at Pepperdine (12/18/21)

Career-Highs

Points.....	12	2x, last at Eastern Illinois (1/22/22)
Total Rebounds.....	6	2x, last vs. Eastern Illinois (2/5/22)
Offensive.....	4	at Tennessee State (1/19/21)
Defensive.....	5	4x, last at Murray State (12/30/21)
FG Made.....	5	at Eastern Illinois (1/22/22)
FG Attempted.....	8	at Eastern Illinois (1/22/22)
3-Point FG Made.....	3	at Indiana State (12/22/20)
3-Point FG Attempted.....	4	3x, last at Eastern Illinois (1/22/22)
FT Made.....	4	vs. Austin Peay (1/1/22)
FT Attempted.....	6	vs. Austin Peay (1/1/22)
Assists.....	6	vs. Austin Peay (1/1/22)
Blocks.....	1	10x, last vs. SIU Edwardsville (1/29/22)
Steals.....	2	4x, last at Austin Peay (2/10/22)
Minutes.....	30	at Pepperdine (12/18/21)

Branson's Career Statistics at Southeast Missouri

Overall																					
Season	G-GS	Min	Avg	FG-FGA	Pct	3FG-3FGA	Pct	FT-FTA	Pct	Off	Def	Tot	Avg	PF	FO	A	TO	Blk	Stl	Pts	Avg
2020-21	27-2	426	15.8	27-52	.519	14-27	.519	14-15	.933	20	45	65	2.4	54	2	34	40	4	8	82	3.0
2021-22	28-21	509	18.2	24-68	.353	9-36	.250	18-29	.621	18	64	82	2.9	72	2	46	36	6	13	75	2.7
Total	55-23	935	17.0	51-120	.425	23-63	.365	32-44	.727	38	109	147	2.7	126	4	80	76	10	21	157	2.9
Ohio Valley Conference Games Only																					
Season	G-GS	Min	Avg	FG-FGA	Pct	3FG-3FGA	Pct	FT-FTA	Pct	Off	Def	Tot	Avg	PF	FO	A	TO	Blk	Stl	Pts	Avg
2020-21	20-2	346	17.3	21-43	.488	10-21	.476	11-11	1.000	18	38	56	2.8	41	2	26	31	4	7	63	3.2
2021-22	15-15	269	17.9	14-40	.350	5-21	.238	18-26	.692	14	32	46	3.1	44	1	29	23	3	8	51	3.4
Total	35-17	615	17.6	35-83	.422	15-42	.357	29-37	.784	32	70	102	2.9	85	3	55	54	7	15	114	3.3

2021-22 SOUTHEAST MISSOURI BASKETBALL NOTES

UT MARTIN // FEB. 24



5



- // Guard
- // Redshirt-Junior
- // 6-3 // 205
- // Antioch, Ill.
- // Lake Forest Academy
- // John A. Logan College

Chris HARRIS

2021-22: Did not play the last three games due to COVID protocols...Made his return at Tennessee Tech (Feb. 17)...Preseason All-Ohio Valley Conference selection...Ranks third on the team in scoring with 10.1 points a game...Ranks second on the team with 63 assists and is fourth with 19 steals...Dropped in 19 points in 35 minutes during Southeast Missouri's season-opener at Missouri State (11/9)...Scored double figures in four-straight games off the bench from Nov. 22-28...Scored 13 points and buried the game-winning 3-pointer at the buzzer to beat Incarnate Word (11/26)...Reached double-digits in the scoring column 13 times...Dished out four or more assists on eight occasions, including a season-high six at Pepperdine (12/18) and vs. SIU Edwardsville (1/29)...Ranks 22nd in the OVC in scoring and seventh in free throw percentage (.65-of-83, .783) and 14th in 3-point field goal percentage (.360)...Scored a season-high 22 points off the bench vs. Morehead State (1/27), his first 20-point game of the season.

Harris' Game-by-Game Statistics

2021-22	FG	3P	FT	O/D	REB	E	PTS	A	TO	B	S	M
at Missouri State*	7-10	0-1	5-9	0/3	3	2	19	4	3	0	0	35
Youngstown State*	2-6	1-1	4-7	0/1	1	3	9	4	4	0	2	22
Arkansas State	0-2	0-1	2-2	0/2	2	2	2	0	2	0	0	14
Missouri Baptist	4-9	1-4	7-7	0/5	5	2	16	5	5	0	2	27
at Incarnate Word	2-8	1-5	8-9	0/3	3	2	13	4	2	0	0	26
vs. Portland	5-12	1-3	0-0	0/3	3	3	11	0	8	0	1	31
vs. Montana State	6-11	1-2	4-4	1/4	5	3	17	3	3	0	2	24
Webster University*	1-9	0-7	0-0	0/5	5	2	2	2	1	2	0	34
Evansville*	5-10	2-3	0-0	0/1	1	4	12	4	2	0	0	35
at Purdue Fort Wayne*	4-12	1-5	2-2	1/5	6	2	11	3	4	0	1	35
at Southern Illinois*	5-10	1-3	1-1	0/0	0	0	12	0	1	0	2	27
at Pepperdine	3-7	1-4	1-2	0/1	1	0	8	6	2	0	0	22
at California Baptist	4-9	2-4	6-8	0/4	4	0	16	3	0	0	0	21
at Murray State	4-8	3-5	4-4	0/4	4	1	15	3	2	0	1	27
Austin Peay	0-1	0-1	0-0	0/2	2	0	0	1	2	0	0	9
at Belmont	0-8	0-4	0-0	1/0	1	0	0	0	2	0	1	18
at Tennessee State	1-3	0-2	2-2	0/2	2	3	4	2	1	0	1	27
Tennessee State	2-4	1-2	3-4	0/2	2	1	8	1	1	0	1	15
at Eastern Illinois	5-11	4-7	0-0	0/2	2	3	14	1	0	1	0	19
Morehead State	9-14	4-6	0-0	0/1	1	2	22	1	3	0	0	29
SIU Edwardsville	3-10	2-4	9-14	1/2	3	0	17	6	0	0	1	31
at UT Martin	1-7	1-2	4-4	0/2	2	2	7	0	1	0	1	18
Eastern Illinois	1-5	1-5	1-2	0/2	2	2	4	4	2	0	1	20
at SIU Edwardsville	DNP	-	-	-	-	-	-	-	-	-	-	-
at Austin Peay	DNP	-	-	-	-	-	-	-	-	-	-	-
Belmont	DNP	-	-	-	-	-	-	-	-	-	-	-
at Tennessee Tech	0-5	0-3	2-2	0/4	4	1	2	3	3	0	0	18
at Morehead State	4-6	4-5	0-0	0/1	1	1	12	3	2	0	2	20
UT Martin												
Murray State												
Totals	78-197	32-89	65-83	4/61	65	41	253	63	56	3	19	604

* - Game Started

2021-22 Season-Highs

Points.....22	vs. Morehead State (1/27/22)
Total Rebounds.....6	at Purdue Fort Wayne (12/11/21)
Offensive.....1	5x, last vs. SIU Edwardsville (1/29/22)
Defensive.....5	3x, last at Purdue Fort Wayne (12/11/21)
FG Made.....9	vs. Morehead State (1/27/22)
FG Attempted.....14	vs. Morehead State (1/27/22)
3-Point FG Made.....4	2x, last vs. Morehead State (1/27/22)
3-Point FG Attempted.....7	2x, last at Eastern Illinois (1/22/22)
FT Made.....9	vs. SIU Edwardsville (1/29/22)
FT Attempted.....14	vs. SIU Edwardsville (1/29/22)
Assists.....6	2x, last vs. SIU Edwardsville (1/29/22)
Blocks.....2	vs. Webster (12/4/21)
Steals.....2	6x, last at Morehead State (2/19/22)
Minutes.....35	3x, last at Purdue Fort Wayne (12/11/21)

Career-Highs

Points.....23	vs. UT Martin (12/18/20)
Total Rebounds.....6	2x, last at Purdue Fort Wayne (12/11/21)
Offensive.....2	at SIU Edwardsville (2/27/21)
Defensive.....5	6x, last at Purdue Fort Wayne (12/11/21)
FG Made.....9	vs. Morehead State (1/27/22)
FG Attempted.....18	vs. Tennessee State (1/2/21)
3-Point FG Made.....4	4x, last vs. Morehead State (1/27/22)
3-Point FG Attempted.....10	vs. Tennessee State (1/2/21)
FT Made.....10	at Tennessee State (1/19/21)
FT Attempted.....14	vs. SIU Edwardsville (1/29/22)
Assists.....9	at Eastern Illinois (2/25/21)
Blocks.....2	2x, last vs. Webster (12/4/21)
Steals.....4	vs. Eastern Kentucky (2/22/21)
Minutes.....43	vs. Tennessee State (1/2/21)

Harris' Career Statistics at Southeast Missouri

Overall																					
Season	G-GS	Min	Avg	FG-FGA	Pct	3FG-3FGA	Pct	FT-FTA	Pct	Off	Def	Tot	Avg	PF	FO	A	TO	Blk	Stl	Pts	Avg
2019-20	2-0	74	37.0	9-15	.600	5-7	.714	8-10	.800	0	6	6	3.0	5	0	2	5	1	0	31	15.5
2020-21	26-26	786	30.2	93-262	.355	38-134	.284	97-132	.735	7	53	60	2.3	50	1	88	64	2	25	321	12.3
2021-22	25-6	604	24.2	78-197	.396	32-89	.360	65-83	.783	4	61	65	2.6	41	0	63	56	3	19	253	10.1
Total	53-32	1444	27.2	180-474	.380	75-230	.326	170-225	.756	11	120	131	2.5	96	1	153	125	6	44	605	11.4
Ohio Valley Conference Games Only																					
Season	G-GS	Min	Avg	FG-FGA	Pct	3FG-3FGA	Pct	FT-FTA	Pct	Off	Def	Tot	Avg	PF	FO	A	TO	Blk	Stl	Pts	Avg
2020-21	19-19	574	30.2	59-178	.331	25-95	.263	76-96	.792	4	41	45	2.4	35	0	70	46	2	23	219	11.5
2021-22	12-0	251	20.9	30-82	.366	20-46	.435	25-32	.781	2	24	26	2.2	16	0	25	19	1	9	105	8.8
Total	31-19	825	26.6	89-260	.342	45-141	.319	101-128	.789	6	65	71	2.3	51	0	95	65	3	32	324	10.5

OVC CHAMPIONS | 2000 NCAA TOURNAMENT | 2000



2021-22 SOUTHEAST MISSOURI BASKETBALL NOTES

UT MARTIN // FEB. 24



14



// Center
// Junior
// 6-9 // 250
// Broward County, Fla.
// American Heritage H.S.
// Seminole State College

Nate JOHNSON

2021-22: Missed Southeast Missouri's Ohio Valley Conference home-opener with an injured toe...Did not play vs. Evansville (12/8) due to illness...Saw action for the first time this season when he scored two points in six minutes off the bench vs. Arkansas State (11/19)...Is averaging 4.9 points and 1.5 rebounds in 11 contests off the bench...Scored a career-high 14 points in 14 minutes at Incarnate Word (11/26)...Missed the first two games of the season due to injury...Matched a career-high three offensive rebounds vs. Webster (12/4)...Made a season-best 4-of-5 free throws and scored eight points at California Baptist (12/21)...Will miss the rest of the season with a toe injury.

Johnson's Game-by-Game Statistics

2021-22	FG	3P	FT	O/D	REB	F	PTS	A	TO	B	S	M
at Missouri State	DNP	-	-	-	-	-	-	-	-	-	-	-
Youngstown State	DNP	-	-	-	-	-	-	-	-	-	-	-
Arkansas State	1-2	0-0	0-1	0/0	0	2	2	0	0	0	0	6
Missouri Baptist	0-0	0-0	0-0	0/0	0	2	0	0	1	0	0	3
at Incarnate Word	7-7	0-0	0-0	1/3	4	2	14	0	3	2	2	14
vs. Portland	2-6	0-0	0-0	3/1	4	4	4	1	2	1	0	15
vs. Montana State	2-3	0-0	1-1	0/1	1	2	5	0	1	0	0	12
Webster University	3-5	0-0	0-1	3/0	3	0	6	0	0	1	0	8
Evansville	DNP	-	-	-	-	-	-	-	-	-	-	-
at Purdue Fort Wayne	2-2	0-0	0-2	0/1	1	3	4	0	1	0	1	14
at Southern Illinois	1-1	0-0	0-0	0/1	1	2	2	1	3	0	0	11
at Pepperdine	2-3	0-0	0-0	1/1	2	1	4	0	0	0	0	12
at California Baptist	2-4	0-0	4-5	0/1	1	1	8	0	1	0	0	9
at Murray State	2-2	0-0	1-2	0/0	0	3	5	0	0	0	0	7
Austin Peay	DNP	-	-	-	-	-	-	-	-	-	-	-
at Belmont	DNP	-	-	-	-	-	-	-	-	-	-	-
at Tennessee State	DNP	-	-	-	-	-	-	-	-	-	-	-
Tennessee State	DNP	-	-	-	-	-	-	-	-	-	-	-
at Eastern Illinois	DNP	-	-	-	-	-	-	-	-	-	-	-
Morehead State	DNP	-	-	-	-	-	-	-	-	-	-	-
SIU Edwardsville	DNP	-	-	-	-	-	-	-	-	-	-	-
at UT Martin	DNP	-	-	-	-	-	-	-	-	-	-	-
Eastern Illinois	DNP	-	-	-	-	-	-	-	-	-	-	-
at SIU Edwardsville	DNP	-	-	-	-	-	-	-	-	-	-	-
at Austin Peay	DNP	-	-	-	-	-	-	-	-	-	-	-
Belmont	DNP	-	-	-	-	-	-	-	-	-	-	-
at Tennessee Tech	DNP	-	-	-	-	-	-	-	-	-	-	-
at Morehead State	DNP	-	-	-	-	-	-	-	-	-	-	-
UT Martin												
Murray State												
Totals	24-35	0-0	6-12	8/9	17	22	54	2	12	4	3	111

* - Game Started

2021-22 Season-Highs

Points	14	at Incarnate Word (11/26/21)
Total Rebounds	4	2x, last vs. Portland (11/27/21)
Offensive	3	2x, last vs. Webster (12/4/21)
Defensive	3	at Incarnate Word (11/26/21)
FG Made	7	at Incarnate Word (11/26/21)
FG Attempted	7	at Incarnate Word (11/26/21)
3-Point FG Made	-	-
3-Point FG Attempted	-	-
FT Made	4	at California Baptist (12/21/21)
FT Attempted	5	at California Baptist (12/21/21)
Assists	1	2x, last at Southern Illinois (12/15/21)
Blocks	2	at Incarnate Word (11/26/21)
Steals	2	at Incarnate Word (11/26/21)
Minutes	15	vs. Portland (11/27/21)

Career-Highs

Points	14	at Incarnate Word (11/26/21)
Total Rebounds	5	2x, last vs. Austin Peay (2/16/21)
Offensive	3	4x, last vs. Webster (12/4/21)
Defensive	4	vs. Austin Peay (2/16/21)
FG Made	7	at Incarnate Word (11/26/21)
FG Attempted	10	at Eastern Illinois (2/25/21)
3-Point FG Made	-	-
3-Point FG Attempted	-	-
FT Made	4	at California Baptist (12/21/21)
FT Attempted	5	at California Baptist (12/21/21)
Assists	2	vs. Kansas City (11/28/20)
Blocks	3	vs. Murray State (2/1/21)
Steals	2	at Incarnate Word (11/26/21)
Minutes	15	3x, last vs. Portland (11/27/21)

Johnson's Career Statistics at Southeast Missouri

Overall																					
Season	G-GS	Min	Avg	FG-FGA	Pct	3FG-3FGA	Pct	FT-FTA	Pct	Off	Def	Tot	Avg	PF	FO	A	TO	Blk	Stl	Pts	Avg
2020-21	25-0	224	9.0	28-54	.519	0-0	.000	9-22	.409	20	32	52	2.1	33	0	8	17	10	4	65	2.6
2021-22	11-0	111	10.1	24-35	.686	0-0	.000	6-12	.500	8	9	17	1.5	22	0	2	12	4	3	54	4.9
Total	36-0	335	9.3	52-89	.584	0-0	.000	15-34	.441	28	41	69	1.9	55	0	10	29	14	7	119	3.3
Ohio Valley Conference Games Only																					
Season	G-GS	Min	Avg	FG-FGA	Pct	3FG-3FGA	Pct	FT-FTA	Pct	Off	Def	Tot	Avg	PF	FO	A	TO	Blk	Stl	Pts	Avg
2020-21	18-0	149	8.3	21-41	.512	0-0	.000	7-19	.368	11	22	33	1.8	24	0	3	14	7	4	49	2.7
2021-22	1-0	7	7.0	2-2	1.000	0-0	.000	1-2	.500	0	0	0	0.0	3	0	0	0	0	0	5	5.0
Total	19-0	156	8.2	23-43	.535	0-0	.000	8-21	.381	11	22	33	1.7	27	0	3	14	7	4	54	2.8



4



// Forward
 // Freshman
 // 6-9 // 180
 // Fennimore, Wis.
 // Fennimore H.S.

Adam LARSON //

2021-22: Did not see action the first 28 games...Will likely redshirt.

Larson's Game-by-Game Statistics

2021-22	FG	3P	FT	O/D	REB	E	PTS	A	TO	B	S	M
at Missouri State	DNP	-	-	-	-	-	-	-	-	-	-	-
Youngstown State	DNP	-	-	-	-	-	-	-	-	-	-	-
Arkansas State	DNP	-	-	-	-	-	-	-	-	-	-	-
Missouri Baptist	DNP	-	-	-	-	-	-	-	-	-	-	-
at Incarnate Word	DNP	-	-	-	-	-	-	-	-	-	-	-
vs. Portland	DNP	-	-	-	-	-	-	-	-	-	-	-
vs. Montana State	DNP	-	-	-	-	-	-	-	-	-	-	-
Webster University	DNP	-	-	-	-	-	-	-	-	-	-	-
Evansville	DNP	-	-	-	-	-	-	-	-	-	-	-
at Purdue Fort Wayne	DNP	-	-	-	-	-	-	-	-	-	-	-
at Southern Illinois	DNP	-	-	-	-	-	-	-	-	-	-	-
at Pepperdine	DNP	-	-	-	-	-	-	-	-	-	-	-
at California Baptist	DNP	-	-	-	-	-	-	-	-	-	-	-
at Murray State	DNP	-	-	-	-	-	-	-	-	-	-	-
Austin Peay	DNP	-	-	-	-	-	-	-	-	-	-	-
at Belmont	DNP	-	-	-	-	-	-	-	-	-	-	-
at Tennessee State	DNP	-	-	-	-	-	-	-	-	-	-	-
Tennessee State	DNP	-	-	-	-	-	-	-	-	-	-	-
at Eastern Illinois	DNP	-	-	-	-	-	-	-	-	-	-	-
Morehead State	DNP	-	-	-	-	-	-	-	-	-	-	-
SIU Edwardsville	DNP	-	-	-	-	-	-	-	-	-	-	-
at UT Martin	DNP	-	-	-	-	-	-	-	-	-	-	-
Eastern Illinois	DNP	-	-	-	-	-	-	-	-	-	-	-
at SIU Edwardsville	DNP	-	-	-	-	-	-	-	-	-	-	-
at Austin Peay	DNP	-	-	-	-	-	-	-	-	-	-	-
Belmont	DNP	-	-	-	-	-	-	-	-	-	-	-
at Tennessee Tech	DNP	-	-	-	-	-	-	-	-	-	-	-
at Morehead State	DNP	-	-	-	-	-	-	-	-	-	-	-
UT Martin												
Murray State												
Totals												

* - Game Started

2021-22 Season/Career-Highs

Points	-
Total Rebounds	-
Offensive	-
Defensive	-
FG Made	-
FG Attempted.....	-
3-Point FG Made.....	-
3-Point FG Attempted.....	-
FT Made.....	-
FT Attempted.....	-
Assists	-
Blocks.....	-
Steals.....	-
Minutes	-

Larson's Career Statistics at Southeast Missouri

Overall

Season	G-GS	Min	Avg	FG-FGA	Pct	3FG-3FGA	Pct	FT-FTA	Pct	Off	Def	Tot	Avg	PF	FO	A	TO	Blk	Stl	Pts	Avg
2021-22																					

Ohio Valley Conference Games Only

Season	G-GS	Min	Avg	FG-FGA	Pct	3FG-3FGA	Pct	FT-FTA	Pct	Off	Def	Tot	Avg	PF	FO	A	TO	Blk	Stl	Pts	Avg
2021-22																					



2021-22 SOUTHEAST MISSOURI BASKETBALL NOTES

UT MARTIN // FEB. 24



13



// Guard
// Sophomore
// 6-2 // 175
// Sikeston, Mo.
// Sikeston H.S.
// Maryville University

Parker LONG

2021-22: Came off the bench to average 2.2 points in 13 games...Pitched in a career-high seven points in 29 minutes at SIU Edwardsville (2/7)...Returned after missing nine games with a quad injury at Murray State (12/30)...Dished out a career-high four assists in 17 minutes at Belmont (1/6)...Finished with three points and logged 13 minutes at Murray State (12/30)...Scored five points on 2-of-2 field goals at Missouri State (11/9)...Made a 3-pointer and logged five minutes in that contest...Buried a 3-pointer in six games...Hit a season-high two 3-pointers at SIUE (2/7).

Long's Game-by-Game Statistics

2021-22	FG	3P	FT	O/D	REB	E	PTS	A	TO	B	S	M
at Missouri State	2-2	1-1	0-0	0/0	0	0	5	0	1	0	1	5
Youngstown State	1-2	1-2	1-2	0/2	2	0	4	0	0	1	0	6
Arkansas State	DNP	-	-	-	-	-	-	-	-	-	-	-
Missouri Baptist	0-1	0-1	0-0	0/0	0	0	0	0	0	0	0	2
at Incarnate Word	DNP	-	-	-	-	-	-	-	-	-	-	-
vs. Portland	DNP	-	-	-	-	-	-	-	-	-	-	-
vs. Montana State	DNP	-	-	-	-	-	-	-	-	-	-	-
Webster University	DNP	-	-	-	-	-	-	-	-	-	-	-
Evansville	DNP	-	-	-	-	-	-	-	-	-	-	-
at Purdue Fort Wayne	DNP	-	-	-	-	-	-	-	-	-	-	-
at Southern Illinois	DNP	-	-	-	-	-	-	-	-	-	-	-
at Pepperdine	DNP	-	-	-	-	-	-	-	-	-	-	-
at California Baptist	DNP	-	-	-	-	-	-	-	-	-	-	-
at Murray State	1-3	1-2	0-0	1/1	2	1	3	0	0	0	1	13
Austin Peay	1-1	1-1	0-0	0/0	0	1	3	0	0	0	0	9
at Belmont	0-2	0-1	0-1	0/1	1	0	0	4	1	0	0	17
at Tennessee State	1-1	0-0	0-0	1/0	1	0	2	1	0	0	1	7
Tennessee State	DNP	-	-	-	-	-	-	-	-	-	-	-
at Eastern Illinois	0-0	0-0	2-2	0/0	0	0	2	1	1	0	1	10
Morehead State	DNP	-	-	-	-	-	-	-	-	-	-	-
SIU Edwardsville	0-0	0-0	0-0	0/0	0	0	0	0	0	0	0	2
at UT Martin	0-0	0-0	0-0	0/0	0	0	0	0	0	0	0	1
Eastern Illinois	0-0	0-0	0-0	0/0	0	0	0	0	0	0	0	2
at SIU Edwardsville	2-6	2-5	1-1	0/1	1	2	7	1	0	0	0	29
at Austin Peay	1-2	1-2	0-0	1/1	2	0	3	0	0	0	0	10
Belmont	DNP	-	-	-	-	-	-	-	-	-	-	-
at Tennessee Tech	DNP	-	-	-	-	-	-	-	-	-	-	-
at Morehead State	DNP	-	-	-	-	-	-	-	-	-	-	-
UT Martin												
Murray State												
Totals	9-20	7-15	4-6	3/6	9	4	29	7	3	1	4	113

* - Game Started

2021-22 Season-Highs

Points	7	at SIU Edwardsville (2/7/22)
Total Rebounds	2	4x, last at Austin Peay (2/10/22)
Offensive	1	4x, last at Austin Peay (2/10/22)
Defensive	2	vs. Youngstown State (11/13/21)
FG Made	2	2x, last at SIU Edwardsville (2/7/22)
FG Attempted	6	at SIU Edwardsville (2/7/22)
3-Point FG Made	2	at SIU Edwardsville (2/7/22)
3-Point FG Attempted	5	at SIU Edwardsville (2/7/22)
FT Made	2	at Eastern Illinois (1/22/22)
FT Attempted	2	2x, last at Eastern Illinois (1/22/22)
Assists	4	at Belmont (1/6/22)
Blocks	1	vs. Youngstown State (11/13/21)
Steals	1	4x, last at Eastern Illinois (1/22/22)
Minutes	29	at SIU Edwardsville (2/7/22)

Career-Highs

Points	7	at SIU Edwardsville (2/7/22)
Total Rebounds	4	vs. Eastern Illinois (1/30/21)
Offensive	2	vs. Eastern Illinois (1/30/21)
Defensive	2	2x, last vs. Youngstown State (11/13/21)
FG Made	2	3x, last at SIU Edwardsville (2/7/22)
FG Attempted	6	at SIU Edwardsville (2/7/22)
3-Point FG Made	2	at SIU Edwardsville (2/7/22)
3-Point FG Attempted	5	at SIU Edwardsville (2/7/22)
FT Made	2	at Eastern Illinois (1/22/22)
FT Attempted	2	2x, last at Eastern Illinois (1/22/22)
Assists	4	at Belmont (1/6/22)
Blocks	1	vs. Youngstown State (11/13/21)
Steals	1	6x, last at Eastern Illinois (1/22/22)
Minutes	29	at SIU Edwardsville (2/7/22)

Long's Career Statistics at Southeast Missouri

Overall

Season	G-GS	Min	Avg	FG-FGA	Pct	3FG-3FGA	Pct	FT-FTA	Pct	Off	Def	Tot	Avg	PF	FO	A	TO	Blk	Stl	Pts	Avg
2020-21	15-0	71	4.7	4-7	.571	3-4	.750	0-0	.000	4	5	9	0.6	5	0	2	4	0	2	11	0.7
2021-22	13-0	113	8.7	9-20	.450	7-15	.467	4-6	.667	3	6	9	0.7	4	0	7	3	1	4	29	2.2
Total	28-0	184	6.6	13-27	.481	10-19	.526	4-6	.667	7	11	18	0.6	9	0	9	7	1	6	40	1.4

Ohio Valley Conference Games Only

Season	G-GS	Min	Avg	FG-FGA	Pct	3FG-3FGA	Pct	FT-FTA	Pct	Off	Def	Tot	Avg	PF	FO	A	TO	Blk	Stl	Pts	Avg
2020-21	14-0	65	4.6	4-6	.667	3-4	.750	0-0	.000	3	5	8	0.6	5	0	2	3	0	2	11	0.8
2021-22	10-0	100	10.0	6-15	.400	5-11	.455	3-4	.750	3	4	7	0.7	4	0	7	2	0	3	20	2.0
Total	24-0	165	6.9	10-21	.476	8-15	.533	3-4	.750	6	9	15	0.6	9	0	9	5	0	5	31	1.3



11



// Guard
// Sophomore
// 6-1 // 180
// Atlanta, Ga.
// Scotland Prep (Pa.)

DQ NICHOLAS

2021-22: Did not play at SIU Edwardsville (2/7) due to COVID protocols...Returned after missing three games with a shoulder injury to score 14 points off the bench vs. Austin Peay (1/1)...Averages 7.6 points per game as Southeast Missouri's fifth-leading scorer...Made five starts...Scored 17 points on a near-perfect 7-of-8 field goals and a perfect 3-of-3 free throws against Youngstown State (11/13)...Dropped in 10 points off the bench vs. Webster (12/4)...Scored double figures in eight games...Put up a season-high 18 points vs. SIU Edwardsville (1/29)...Made a season-high 9-of-10 free throws vs. Austin Peay (1/1)...Ranks 11th in the Ohio Valley Conference in free throw percentage (.761)...Narrowly missed a double-double with 12 points and nine rebounds vs. Morehead State (1/27)...His nine rebounds marked a season-high...Scored 12 points in his return from COVID protocols at Austin Peay (2/10).

Nicholas' Game-by-Game Statistics

2021-22	FG	3P	FT	O/D	REB	E	PTS	A	TO	B	S	M
at Missouri State	1-2	0-1	2-2	0/4	4	2	4	1	1	1	1	19
Youngstown State	7-8	0-0	3-3	0/4	4	1	17	0	1	1	0	28
Arkansas State*	3-10	0-2	2-2	2/3	5	0	8	1	3	0	0	26
Missouri Baptist	0-4	0-2	0-0	2/1	3	2	0	1	2	0	0	13
at Incarnate Word	3-5	1-1	0-0	0/3	3	1	7	1	0	0	0	17
vs. Portland	2-3	1-1	0-0	1/1	2	0	5	0	0	0	0	12
vs. Montana State	2-6	1-1	2-2	0/2	2	2	7	2	1	0	2	16
Webster University	4-7	0-2	2-3	1/2	3	4	10	3	1	0	3	25
Evansville*	6-8	1-1	4-4	0/0	0	1	17	3	0	0	0	34
at Purdue Fort Wayne*	3-6	0-1	0-0	1/4	5	4	6	2	1	0	0	36
at Southern Illinois	2-4	0-1	1-2	0/0	0	1	5	0	0	0	0	11
at Pepperdine	DNP	-	-	-	-	-	-	-	-	-	-	-
at California Baptist	DNP	-	-	-	-	-	-	-	-	-	-	-
at Murray State	DNP	-	-	-	-	-	-	-	-	-	-	-
Austin Peay	2-5	1-2	9-10	0/3	3	2	14	3	1	0	1	22
at Belmont	2-5	0-0	0-0	1/2	3	2	4	3	2	0	1	21
at Tennessee State	3-7	2-5	7-8	1/2	3	1	15	2	0	0	3	28
Tennessee State	1-1	1-1	0-2	0/2	2	1	3	0	3	0	0	12
at Eastern Illinois	2-4	2-3	2-6	0/5	5	3	8	2	2	0	2	23
Morehead State*	4-8	0-1	4-6	1/8	9	3	12	1	0	0	0	36
SIU Edwardsville*	6-11	1-2	5-5	0/7	7	3	18	2	0	0	0	37
at UT Martin	0-3	0-1	0-0	1/0	1	3	0	1	2	0	0	19
Eastern Illinois	0-1	0-0	0-0	0/1	1	0	0	0	0	0	1	7
at SIU Edwardsville	DNP	-	-	-	-	-	-	-	-	-	-	-
at Austin Peay	3-4	2-2	4-8	1/0	1	4	12	0	3	0	1	25
Belmont	0-3	0-2	2-2	0/3	3	1	2	2	3	0	0	22
at Tennessee Tech	0-3	0-1	2-2	1/3	4	3	2	6	0	0	1	25
at Morehead State	1-5	0-0	1-2	1/3	4	5	3	0	2	2	0	17
UT Martin												
Murray State												
Totals	57-123	13-33	52-69	14/63	77	49	179	36	28	4	16	531

* - Game Started

2021-22 Season-Highs

Points.....	18	vs. SIU Edwardsville (1/29/22)
Total Rebounds.....	9	vs. Morehead State (1/27/22)
Offensive.....	2	2x, last vs. Missouri Baptist (11/22/21)
Defensive.....	8	vs. Morehead State (1/27/22)
FG Made.....	7	vs. Youngstown State (11/13/21)
FG Attempted.....	11	vs. SIU Edwardsville (1/29/22)
3-Point FG Made.....	2	3x, last at Austin Peay (2/10/22)
3-Point FG Attempted.....	5	at Tennessee State (1/8/22)
FT Made.....	9	vs. Austin Peay (1/1/22)
FT Attempted.....	10	vs. Austin Peay (1/1/22)
Assists.....	6	at Tennessee Tech (2/17/22)
Blocks.....	1	2x, last vs. Youngstown State (11/13/21)
Steals.....	3	2x, last at Tennessee State (1/8/22)
Minutes.....	37	vs. SIU Edwardsville (1/29/22)

Career-Highs

Points.....	24	vs. The Citadel (11/19/19)
Total Rebounds.....	10	vs. Eastern Kentucky (2/20/21)
Offensive.....	2	5x, last vs. Missouri Baptist (11/22/21)
Defensive.....	10	vs. Eastern Kentucky (2/20/21)
FG Made.....	9	vs. The Citadel (11/19/19)
FG Attempted.....	16	vs. The Citadel (11/19/19)
3-Point FG Made.....	3	2x, last at Morehead State (1/21/21)
3-Point FG Attempted.....	6	at Tennessee State (1/19/21)
FT Made.....	17	vs. Tennessee State (1/2/21)
FT Attempted.....	19	vs. Tennessee State (1/2/21)
Assists.....	8	at Tennessee Tech (12/30/20)
Blocks.....	1	10x, last vs. Youngstown State (11/13/21)
Steals.....	3	7x, last at Tennessee State (1/8/22)
Minutes.....	44	vs. Tennessee State (1/2/21)


Nicholas' Career Statistics at Southeast Missouri

Overall																					
Season	G-GS	Min	Avg	FG-FGA	Pct	3FG-3FGA	Pct	FT-FTA	Pct	Off	Def	Tot	Avg	PF	EQ	A	TO	Blk	Stl	Pts	Avg
2019-20	30-19	731	24.4	72-182	.396	18-60	.300	65-88	.739	7	67	74	2.5	48	0	50	48	5	22	227	7.6
2020-21	27-27	797	29.5	71-183	.388	16-59	.271	79-110	.718	14	106	120	4.4	65	2	86	85	3	30	237	8.8
2021-22	24-5	530	22.1	58-123	.472	15-36	.417	51-67	.761	13	62	75	3.1	45	0	38	26	2	16	182	7.6
Total	81-51	2058	25.4	201-488	.412	49-155	.316	195-265	.736	34	235	269	3.3	158	2	174	159	10	68	646	8.0
Ohio Valley Conference Games Only																					
Season	G-GS	Min	Avg	FG-FGA	Pct	3FG-3FGA	Pct	FT-FTA	Pct	Off	Def	Tot	Avg	PF	EQ	A	TO	Blk	Stl	Pts	Avg
2019-20	17-7	394	23.2	38-99	.384	9-32	.281	30-42	.714	5	34	39	2.3	27	0	33	23	2	14	115	6.8
2020-21	20-20	604	30.2	54-131	.412	14-45	.311	60-85	.706	12	88	100	5.0	41	0	70	62	1	21	182	9.1
2021-22	13-2	293	22.5	25-60	.417	11-23	.478	35-49	.714	6	38	44	3.4	27	0	24	16	0	10	96	7.4
Total	50-29	1291	25.8	117-290	.403	34-100	.340	125-176	.710	23	160	183	3.7	95	0	127	101	3	45	393	7.9



2021-22 SOUTHEAST MISSOURI BASKETBALL NOTES

UT MARTIN // FEB. 24



10



// Forward
// Senior
// 6-8 // 220
// Chicago, Ill.
// Kenwood Academy
// Green Bay

Manny PATTERSON

2021-22: Averages 7.2 points and 4.1 rebounds per game...Started 20 of the last 25 games...Ranks third on the team in rebounding...Scored 11 second-half points for his first double-digit scoring game of the season at Missouri State (11/9)...Led Southeast Missouri with seven rebounds and made a perfect 7-of-7 free throws against the Bears...Scored eight points and had seven rebounds in his first start of the season vs. Missouri Baptist (11/22)...Pulled down a career-high nine rebounds and pitched in a season-high 14 points vs. Webster (12/4)...Missed his first game of the season at Tennessee State (1/8) due to a foot injury...Returned to the starting lineup to score eight points vs. Tennessee State (1/20)...Had 11 points and six rebounds at Eastern Illinois (1/22)...Scored double figures in seven games...Dropped in a season-high 20 points vs. Belmont (2/12)...Turned in his first career double-double with 20 points and 10 rebounds at Tennessee Tech (Feb. 17).

Patterson's Game-by-Game Statistics

2021-22	FG	3P	FT	O/D	REB	F	PTS	A	TO	B	S	M
at Missouri State	2-5	0-0	7-7	3/4	7	4	11	0	1	0	0	18
Youngstown State	2-3	0-0	2-3	2/1	3	3	6	0	1	0	0	16
Arkansas State	3-4	0-0	0-0	2/1	3	4	6	0	3	0	0	12
Missouri Baptist*	2-5	0-0	4-4	2/5	7	2	8	1	3	0	0	19
at Incarnate Word*	1-2	0-0	0-0	4/1	5	1	2	0	0	0	0	12
vs. Portland*	1-3	0-0	0-0	0/2	2	0	2	0	0	1	0	9
vs. Montana State*	2-4	0-0	1-2	1/4	5	3	5	0	2	0	0	17
Webster University*	5-7	0-0	4-6	4/5	9	4	14	1	3	1	2	24
Evansville*	1-5	0-0	4-4	2/5	7	1	6	1	3	0	0	18
at Purdue Fort Wayne*	2-3	0-0	1-2	1/1	2	1	5	1	3	0	0	13
at Southern Illinois*	1-5	0-0	0-0	2/2	4	3	2	0	1	0	1	13
at Pepperdine*	0-1	0-0	0-0	1/0	1	1	0	0	0	0	0	3
at California Baptist	1-2	0-0	0-0	1/3	4	2	2	0	0	0	1	9
at Murray State	1-2	0-0	2-2	0/0	0	4	4	0	1	0	0	10
Austin Peay	0-0	0-0	1-2	0/0	0	4	1	0	2	2	0	8
at Belmont	2-4	0-0	0-0	0/1	1	1	4	1	1	1	0	13
at Tennessee State	DNP	-	-	-	-	-	-	-	-	-	-	-
Tennessee State*	4-7	0-0	0-0	1/1	2	4	8	0	0	1	0	18
at Eastern Illinois*	5-7	0-0	1-2	4/2	6	1	11	0	0	1	0	17
Morehead State*	6-9	0-0	0-0	2/4	6	3	12	0	0	0	1	28
SIU Edwardsville*	2-6	0-0	1-2	3/2	5	4	5	0	1	0	3	13
at UT Martin*	5-8	0-0	2-2	3/0	3	2	12	0	2	1	1	22
Eastern Illinois*	4-5	0-0	0-0	0/4	4	2	8	0	3	0	1	20
at SIU Edwardsville*	3-7	0-0	1-1	3/4	7	4	7	0	2	1	0	20
at Austin Peay*	3-4	0-0	1-3	2/2	4	3	7	0	2	1	0	17
Belmont*	8-9	0-0	4-5	4/0	4	1	20	0	1	0	0	22
at Tennessee Tech*	8-13	0-0	4-4	5/5	10	4	20	1	1	2	1	26
at Morehead State*	3-4	0-0	1-2	1/0	1	4	7	0	0	0	0	5
UT Martin												
Murray State												
Totals	77-134	0-0	41-53	53/59	112	70	195	6	36	12	11	257

* - Game Started

2021-22 Season-Highs

Points	20	2x, last at Tennessee Tech (2/17/22)
Total Rebounds	10	at Tennessee Tech (2/17/22)
Offensive	5	at Tennessee Tech (2/17/22)
Defensive	5	4x, last at Tennessee Tech (2/17/22)
FG Made	8	vs. Belmont (2/21/22)
FG Attempted	9	2x, last vs. Belmont (2/21/22)
3-Point FG Made	-	-
3-Point FG Attempted	-	-
FT Made	7	at Missouri State (11/9/21)
FT Attempted	7	at Missouri State (11/9/21)
Assists	1	6x, last at Tennessee Tech (2/17/22)
Blocks	2	2x, last at Tennessee Tech (2/17/22)
Steals	3	vs. SIU Edwardsville (1/29/22)
Minutes	28	vs. Morehead State (1/27/22)

Career-Highs

Points	22	vs. Tennessee Tech (2/4/21)
Total Rebounds	10	at Tennessee Tech (2/17/22)
Offensive	5	at Tennessee Tech (2/17/22)
Defensive	6	vs. Tennessee Tech (2/4/21)
FG Made	10	vs. Tennessee Tech (2/4/21)
FG Attempted	14	vs. Tennessee Tech (2/4/21)
3-Point FG Made	-	-
3-Point FG Attempted	-	-
FT Made	7	at Missouri State (11/9/21)
FT Attempted	7	2x, last at Missouri State (11/9/21)
Assists	1	13x, last at Tennessee Tech (2/17/22)
Blocks	4	vs. Austin Peay (2/16/21)
Steals	3	vs. SIU Edwardsville (1/29/22)
Minutes	28	vs. Morehead State (1/27/22)

Patterson's Career Statistics at Southeast Missouri

Overall																					
Season	G-GS	Min	Avg	FG-FGA	Pct	3FG-3FGA	Pct	FT-FTA	Pct	Off	Def	Tot	Avg	PF	FO	A	TO	Blk	Stl	Pts	Avg
2020-21	22-12	282	12.8	44-87	.506	0-0	.000	34-44	.773	19	43	62	2.8	51	1	7	25	19	3	122	5.5
2021-22	27-20	422	15.6	77-134	.575	0-0	.000	41-53	.774	53	59	112	4.1	70	0	6	36	12	11	195	7.2
Total	49-32	704	14.4	121-221	.548	0-0	.000	75-97	.773	72	102	174	3.6	121	1	13	61	31	14	317	6.5
Ohio Valley Conference Games Only																					
Season	G-GS	Min	Avg	FG-FGA	Pct	3FG-3FGA	Pct	FT-FTA	Pct	Off	Def	Tot	Avg	PF	FO	A	TO	Blk	Stl	Pts	Avg
2020-21	20-11	254	12.7	40-79	.506	0-0	.000	30-39	.769	17	37	54	2.7	45	1	6	22	18	3	110	5.5
2021-22	14-11	239	17.1	54-85	.635	0-0	.000	18-25	.720	28	25	53	3.8	41	0	2	16	10	7	126	9.0
Total	34-22	493	14.5	94-164	.573	0-0	.000	48-64	.750	45	62	107	3.1	86	1	8	38	28	10	236	6.9

2021-22 SOUTHEAST MISSOURI BASKETBALL NOTES

UT MARTIN // FEB. 24



3



- // Guard
- // Junior
- // 6-2 // 190
- // Baton Rouge, La.
- // University Laboratory
- // Howard College

Eric REED, JR.

2021-22: Southeast Missouri's leading scorer with 16.1 points a game...Finished as SEMO's leading scorer in 13 games...Is first on the team with 61 three-pointers made and is shooting 81.3 percent (87-of-107) from the free throw line...Scored 21 points and made a 3-pointer with 11 seconds left to lift the Redhawks to their season-opening victory at Missouri State (11/9)...Shot 6-of-13 from the field and a perfect 7-of-7 at the free throw line in that contest...Played 35 minutes against the Bears...Followed that up with 17 points and a career-best 10-of-12 free throws vs. Youngstown State (11/13)...Led the Redhawks with 23 points at Incarnate Word (11/26)...Poured in a season-best 26 points and made five 3-pointers vs. Webster (12/4)...Added 20 points in the Redhawks Ohio Valley Conference opener at Murray State (12/30)...Scored 20 or more points eight times and over 30 points twice...Scored a career-high 35 points, including 23 in the second half at Tennessee Tech (2/17)...Dropped in 34 points and made seven 3-pointers vs. Austin Peay (1/1)...Scored 28 points at Morehead State (2/19)...Was named OVC Player of the Week on Jan. 3 and Feb. 21...Rates seventh in the OVC in scoring, fourth in free throw percentage, third in 3-point field goals made and third in minutes played (32.1 mpg)...Is third in the OVC in scoring with 17.6 points per game in conference play...Did not play at SIU Edwardsville (2/7) due to COVID protocols and missed the Evansville (12/8) game due to illness.

Reed, Jr.'s Game-by-Game Statistics

2021-22	FG	3P	FT	O/D	REB	E	PTS	A	TO	B	S	M
at Missouri State*	6-13	2-5	7-7	1/1	2	2	21	0	3	0	2	35
Youngstown State*	3-13	1-7	10-12	0/3	3	2	17	2	0	0	0	31
Arkansas State*	6-13	2-4	1-2	1/1	2	2	15	3	1	0	3	34
Missouri Baptist*	2-5	2-5	0-0	0/2	2	2	6	0	2	0	1	28
at Incarnate Word*	9-15	4-8	1-3	1/3	4	2	23	1	1	0	2	38
vs. Portland*	5-12	3-7	4-5	1/1	2	4	17	0	2	0	0	34
vs. Montana State*	2-5	1-4	0-0	0/2	2	4	5	0	1	0	1	22
Webster University*	8-17	5-12	5-6	0/3	3	1	26	4	1	1	0	32
Evansville	DNP	-	-	-	-	-	-	-	-	-	-	-
at Purdue Fort Wayne*	5-10	1-3	3-5	1/1	2	1	14	2	1	0	1	28
at Southern Illinois*	4-14	2-6	0-0	0/2	2	1	10	0	1	0	2	36
at Pepperdine*	3-10	0-5	0-0	0/1	1	4	6	1	6	0	0	26
at California Baptist*	4-14	1-8	2-2	0/4	4	3	11	3	2	1	1	36
at Murray State*	8-14	4-9	0-2	1/1	2	1	20	0	3	0	0	33
Austin Peay*	9-16	7-11	9-10	0/8	8	3	34	5	2	0	1	39
at Belmont*	6-11	6-7	4-4	2/1	3	1	22	0	3	1	0	31
at Tennessee State*	3-8	0-3	3-4	0/2	2	3	9	1	1	0	0	29
Tennessee State*	7-10	0-2	0-0	0/5	5	2	14	2	1	0	1	36
at Eastern Illinois*	3-10	1-6	2-2	3/3	6	3	9	5	3	0	1	20
Morehead State*	4-14	2-8	1-2	2/4	6	3	11	3	1	0	4	38
SIU Edwardsville*	4-11	0-3	10-12	0/2	2	3	18	0	0	0	0	26
at UT Martin*	4-13	2-6	2-2	2/1	3	0	12	2	0	1	1	34
Eastern Illinois*	8-18	5-12	0-1	2/2	4	1	21	1	3	0	0	32
at SIU Edwardsville	DNP	-	-	-	-	-	-	-	-	-	-	-
at Austin Peay	0-9	0-5	2-2	3/1	4	4	2	3	2	0	1	29
Belmont*	4-10	2-7	2-2	1/2	3	1	12	0	2	1	0	35
at Tennessee Tech*	11-24	4-10	9-11	3/1	4	2	35	5	3	0	1	37
at Morehead State*	7-15	4-8	10-11	2/0	2	1	28	3	1	0	2	34
UT Martin												
Murray State												
Totals	135-317	61-170	87-107	26/57	83	56	417	46	46	5	25	833

* - Game Started

2021-22 Season-Highs

Points.....	35	at Tennessee Tech (2/17/22)
Total Rebounds.....	8	vs. Austin Peay (1/1/22)
Offensive.....	3	3x, last at Tennessee Tech (2/17/22)
Defensive.....	8	vs. Austin Peay (1/1/22)
FG Made.....	11	at Tennessee Tech (2/17/22)
FG Attempted.....	24	at Tennessee Tech (2/17/22)
3-Point FG Made.....	7	vs. Austin Peay (1/1/22)
3-Point FG Attempted.....	12	2x, last vs. Eastern Illinois (2/5/22)
FT Made.....	10	3x, last at Morehead State (2/19/22)
FT Attempted.....	12	2x, last vs. SIU Edwardsville (1/29/22)
Assists.....	5	3x, last at Tennessee Tech (2/17/22)
Blocks.....	1	3x, last at UT Martin (2/3/22)
Steals.....	4	vs. Morehead State (1/27/22)
Minutes.....	39	vs. Austin Peay (1/1/22)

Career-Highs

Points.....	35	at Tennessee Tech (2/17/22)
Total Rebounds.....	8	vs. Austin Peay (1/1/22)
Offensive.....	4	vs. Southern Illinois (12/2/20)
Defensive.....	8	vs. Austin Peay (1/1/22)
FG Made.....	11	at Tennessee Tech (2/17/22)
FG Attempted.....	24	at Tennessee Tech (2/17/22)
3-Point FG Made.....	7	2x, last vs. Austin Peay (1/1/22)
3-Point FG Attempted.....	12	2x, last vs. Eastern Illinois (2/5/22)
FT Made.....	10	3x, last at Morehead State (2/19/22)
FT Attempted.....	12	2x, last vs. SIU Edwardsville (1/29/22)
Assists.....	6	vs. Eastern Kentucky (2/20/21)
Blocks.....	1	5x, last at UT Martin (2/3/22)
Steals.....	4	vs. Morehead State (1/27/22)
Minutes.....	42	vs. Tennessee State (1/2/21)

Reed, Jr.'s Career Statistics at Southeast Missouri

Overall																					
Season	G-GS	Min	Avg	FG-FGA	Pct	3FG-3FGA	Pct	FT-FTA	Pct	Off	Def	Tot	Avg	PF	FO	A	TO	Blk	Stl	Pts	Avg
2020-21	27-22	799	29.6	106-224	.473	61-133	.459	24-39	.615	25	45	70	2.6	48	0	35	33	2	16	297	11.0
2021-22	26-25	833	32.0	135-324	.417	61-171	.357	87-107	.813	26	57	83	3.2	56	0	46	46	4	25	418	16.1
Total	53-47	1632	30.8	241-548	.440	122-304	.401	111-146	.760	51	102	153	2.9	104	0	81	79	6	41	715	13.5
Ohio Valley Conference Games Only																					
Season	G-GS	Min	Avg	FG-FGA	Pct	3FG-3FGA	Pct	FT-FTA	Pct	Off	Def	Tot	Avg	PF	FO	A	TO	Blk	Stl	Pts	Avg
2020-21	20-19	597	29.9	76-167	.455	44-103	.427	21-33	.636	15	33	48	2.4	32	0	32	27	1	12	217	10.9
2021-22	14-13	453	32.4	78-183	.426	37-97	.381	54-65	.831	21	33	54	3.9	28	0	30	25	3	12	247	17.6
Total	34-32	1050	30.9	154-350	.440	81-200	.405	75-98	.765	36	66	102	3.0	60	0	62	52	4	24	464	13.6



2021-22 SOUTHEAST MISSOURI BASKETBALL NOTES

UT MARTIN // FEB. 24



25



// Guard
// Junior
// 6-4 // 205
// Houston, Texas
// ASPIRE Academy
(Louisville, Ky.)

Nygal RUSSELL

2021-22: Southeast Missouri's fourth-leading scorer (8.3 ppg) and top rebounder (6.7 rpg)...Started 24 of the last 26 games...Did not play at Purdue Fort Wayne (12/11) due to illness...Went a flawless 6-of-6 from the field and finished with 14 points and six rebounds at Missouri State (11/9)...Played 18 minutes off the bench...Registered the first double-double of his career with 11 points and 11 rebounds vs. Youngstown State (11/13)...Finished with nine rebounds vs. Arkansas State (11/19)...Finished with six points and six rebounds in his first start of the season vs. Missouri Baptist (11/22)...Is 14-of-15 at the free throw line...Grabbed a career-high 15 rebounds (all defensive) vs. Evansville (12/8)...Ranks fifth in the Ohio Valley Conference in rebounding, 12th in 3-point field goal percentage (.363) and fifth in defensive rebounds (5.2 rpg)...Posted his team-high third double-double with a season-best 11 points and 13 rebounds at Austin Peay (2/10)...Had 10 or more rebounds in five games.

Russell's Game-by-Game Statistics

2021-22	FG	3P	FT	O/D	REB	E	PTS	A	TO	B	S	M
at Missouri State	6-6	1-1	1-1	0/6	6	4	14	2	0	0	1	18
Youngstown State	3-7	1-2	4-4	4/7	11	1	11	0	0	0	1	25
Arkansas State	1-5	0-3	0-0	3/6	9	0	2	2	1	0	0	24
Missouri Baptist*	2-5	0-1	2-2	1/5	6	1	6	2	3	1	4	27
at Incarnate Word*	3-6	1-2	0-0	0/5	5	2	7	0	2	0	1	24
vs. Portland*	1-7	1-5	0-0	1/3	4	5	3	1	0	0	0	16
vs. Montana State*	2-4	1-3	0-0	0/1	1	3	5	1	3	0	0	22
Webster University*	4-8	1-5	2-2	0/7	7	4	11	0	1	1	1	25
Evansville*	2-2	1-1	2-2	0/15	15	3	7	3	2	0	0	35
at Purdue Fort Wayne	DNP	-	-	-	-	-	-	-	-	-	-	-
at Southern Illinois*	3-7	2-3	0-0	4/3	7	2	8	3	1	1	1	30
at Pepperdine*	5-9	3-6	2-2	0/10	10	3	15	4	3	0	2	34
at California Baptist*	3-9	1-5	1-2	2/5	7	3	8	1	1	1	0	35
at Murray State*	1-8	1-4	2-3	1/2	3	2	5	4	1	1	0	21
Austin Peay*	4-8	1-2	0-0	1/3	4	4	9	2	2	0	0	24
at Belmont*	1-5	1-5	0-0	2/3	5	1	3	3	1	0	0	17
at Tennessee State*	3-4	2-3	0-1	0/2	2	4	8	3	1	1	0	21
Tennessee State*	3-8	1-5	1-2	1/6	7	3	8	2	1	1	2	30
at Eastern Illinois*	4-7	2-4	0-0	2/2	4	3	10	2	0	0	0	18
Morehead State*	2-9	0-5	0-1	2/7	9	2	4	4	2	0	0	39
SIU Edwardsville*	3-8	2-5	1-2	4/7	11	1	9	2	2	0	1	30
at UT Martin*	3-3	2-2	2-2	1/4	5	3	10	0	0	0	0	25
Eastern Illinois*	3-7	1-4	1-2	1/3	4	2	8	2	1	0	0	28
at SIU Edwardsville*	4-10	2-6	2-2	1/8	9	4	12	3	2	0	1	36
at Austin Peay*	4-8	1-2	2-4	4/9	13	1	11	2	0	0	2	35
Belmont*	5-14	4-9	0-1	2/3	5	4	14	4	4	0	3	31
at Tennessee Tech*	2-6	1-3	0-0	2/2	4	5	5	3	2	0	0	26
at Morehead State*	4-9	3-6	1-2	1/6	7	1	12	5	1	0	1	26
UT Martin												
Murray State												
Totals	81-189	37-102	26-37	40/140	180	71	222	60	37	7	21	722

* - Game Started

2021-22 Season-Highs

Points	15	at Pepperdine (12/18/21)
Total Rebounds	15	vs. Evansville (12/8/21)
Offensive	4	4x, last at Austin Peay (2/10/22)
Defensive	15	vs. Evansville (12/8/21)
FG Made	6	at Missouri State (11/9/21)
FG Attempted.....	14	vs. Belmont (2/12/22)
3-Point FG Made.....	4	vs. Belmont (2/12/22)
3-Point FG Attempted.....	9	vs. Belmont (2/12/22)
FT Made.....	4	vs. Youngstown State (11/13/21)
FT Attempted.....	4	2x, last at Austin Peay (2/10/22)
Assists	5	at Morehead State (2/19/22)
Blocks.....	4	at California Baptist (12/21/21)
Steals.....	4	vs. Missouri Baptist (11/22/21)
Minutes	39	vs. Morehead State (1/27/22)

Career-Highs

Points	21	vs. Tennessee Tech (2/8/20)
Total Rebounds	15	vs. Evansville (12/8/21)
Offensive	4	5x, last at Austin Peay (2/10/22)
Defensive	15	vs. Evansville (12/8/21)
FG Made	8	vs. Tennessee Tech (2/8/20)
FG Attempted.....	14	vs. Belmont (2/12/22)
3-Point FG Made.....	4	2x, last vs. Belmont (2/12/22)
3-Point FG Attempted.....	9	vs. Belmont (2/12/22)
FT Made.....	8	2x, last at Eastern Illinois (2/25/21)
FT Attempted.....	10	at Eastern Illinois (2/25/21)
Assists	6	2x, last vs. UT Martin (12/18/20)
Blocks.....	4	at California Baptist (12/21/21)
Steals.....	6	vs. SIUE (1/28/21)
Minutes	39	vs. Morehead State (1/27/22)

Russell's Career Statistics at Southeast Missouri

Overall																	
Season	G-GS	Min	Avg	FG-FGA	Pct	3FG-3FGA	Pct	FT-FTA	Pct	Off	Def	Tot	Avg	PF	FO	A	TO
2018-19	31-9	499	16.1	53-147	.361	16-53	.302	43-62	.694	13	69	82	2.6	60	2	44	40
2019-20	28-7	512	18.3	64-148	.432	23-67	.343	25-36	.694	11	69	80	2.9	47	0	42	44
2020-21	27-7	512	19.0	37-100	.370	7-40	.175	24-42	.571	29	78	107	4.0	58	2	27	34
2021-22	27-24	722	26.7	81-189	.429	37-102	.363	26-37	.703	40	140	180	6.7	71	2	60	37
Total	113-47	2245	19.9	235-584	.402	83-262	.317	118-177	.667	93	356	449	4.0	236	6	173	155
Ohio Valley Conference Games Only																	
Season	G-GS	Min	Avg	FG-FGA	Pct	3FG-3FGA	Pct	FT-FTA	Pct	Off	Def	Tot	Avg	PF	FO	A	TO
2018-19	18-8	297	16.5	33-93	.355	11-34	.324	37-50	.740	7	33	40	2.2	38	1	28	24
2019-20	16-7	354	22.1	47-101	.465	22-52	.423	15-22	.682	7	43	50	3.1	30	0	31	28
2020-21	20-1	332	16.6	27-69	.391	4-27	.148	15-27	.556	18	46	64	3.2	37	0	23	20
2021-22	15-15	407	27.1	46-114	.404	24-65	.369	12-22	.545	25	67	92	6.1	40	1	41	20
Total	69-31	1390	20.1	153-377	.406	61-178	.343	79-121	.653	57	189	246	3.6	145	2	123	92

2021-22 SOUTHEAST MISSOURI BASKETBALL NOTES

UT MARTIN // FEB. 24



1



// Guard
// Freshman
// 5-10 // 165
// St. Louis, Mo.
// Vashon H.S.
// Saint Louis

Phillip RUSSELL

2021-22: Missed two starts due to COVID protocols (vs. Morehead State, 1/27; vs. SIU Edwardsville, 1/29)...Averages 14.4 points a game as Southeast Missouri's second-leading scorer through 26 starts...Is second on the team with 46 three-pointers made...Leads the team in assists (81) and steals (33)...Stands eighth in the Ohio Valley Conference in scoring, 12th in 3-point field goal percentage (.363), 11th in 3-point field goals made (1.8 per game), 11th in assists (3.1 apg), 10th in assist/turnover ratio (1.4), 14th in free throw percentage (.756), 10th in steals (1.3 per game) and 12th in minutes played (30.9 per game)...Scored double figures in 19 of his 26 starts...Finished as SEMO's top scorer in 10 games...Poured in 24 points on 10-of-16 field goals vs. Evansville (12/8)...Dropped in 21 points vs. Montana State (11/28)...Pitched in a season-best 25 points (20 in the second half) at Pepperdine (12/18)...Named OVC Freshman of the Week on five occasions (11/29, 12/20, 1/3, 1/24, 2/14)...Scored 20 or more points five times...Had a season-high eight assists at Eastern Illinois (1/22)...Broke SEMO's single-game scoring by a freshman during its NCAA Division I era when he finished with 35 points, 10 rebounds and five steals at SIU Edwardsville (2/7)...Became only the second Division I freshman in the last 25 years to get 35+ points, 10+ rebounds and 5+ assists in a game.

Russell's Game-by-Game Statistics

2021-22	FG	3P	FT	O/D	REB	E	PTS	A	TO	B	S	M
at Missouri State*	0-5	0-2	3-4	0/3	3	3	3	2	1	0	1	25
Youngstown State*	4-8	3-4	0-0	1/0	1	5	11	1	2	0	0	17
Arkansas State*	3-8	2-5	5-6	0-1	1	2	13	2	1	0	0	29
Missouri Baptist*	5-8	3-3	5-7	1/1	2	1	18	3	1	0	4	30
at Incarnate Word*	2-6	2-3	4-6	1/1	2	3	10	2	0	0	0	38
vs. Portland*	7-10	3-5	2-4	1/3	4	3	19	4	2	0	1	26
vs. Montana State*	6-15	2-7	7-8	1/1	2	4	21	3	3	1	1	33
Webster University*	1-6	0-3	0-0	1/1	2	1	2	4	0	0	0	30
Evansville*	10-16	2-4	2-3	0/4	4	1	24	4	2	0	2	35
at Purdue Fort Wayne*	5-9	1-3	6-7	0/2	2	3	17	1	1	0	2	30
at Southern Illinois*	4-12	2-8	0-0	2/1	3	1	10	3	5	0	0	33
at Pepperdine*	9-14	4-6	3-5	1/0	1	4	25	1	5	0	4	35
at California Baptist*	6-13	3-8	2-6	3/2	5	2	17	1	2	0	1	34
at Tennessee State*	3-14	1-8	8-8	2/1	3	2	15	6	4	0	1	34
Austin Peay*	5-9	5-7	5-6	0/0	0	5	20	2	3	0	1	27
at Belmont*	0-8	0-5	0-0	0/2	2	0	0	1	0	0	1	19
at Tennessee State*	6-11	1-3	9-13	1/3	4	4	22	1	2	0	0	32
Tennessee State*	5-12	1-5	4-7	2/0	2	2	15	7	2	0	2	36
at Eastern Illinois*	3-4	1-1	2-2	1/3	4	3	9	8	3	0	1	26
Morehead State	DNP	-	-	-	-	-	-	-	-	-	-	-
SIU Edwardsville	DNP	-	-	-	-	-	-	-	-	-	-	-
at UT Martin*	1-9	0-5	2-2	0/1	1	3	4	3	4	0	1	28
Eastern Illinois*	3-6	1-3	0-2	0/1	1	0	7	4	1	0	1	32
at SIU Edwardsville*	9-20	3-10	14-15	2/8	10	3	35	4	2	0	5	39
at Austin Peay*	6-16	0-5	6-8	1/1	2	2	18	2	3	0	2	35
Belmont*	6-14	1-5	3-3	0/3	3	3	16	4	4	0	1	35
at Tennessee Tech*	3-6	3-6	0-0	0/2	2	2	9	2	5	0	0	32
at Morehead State*	6-12	2-5	1-1	1/0	1	3	15	6	0	0	1	33
UT Martin												
Murray State												
Totals	118-271	46-129	93-123	22/45	67	65	375	81	58	1	33	803

* - Game Started

2021-22 Season/Career-Highs

Points	35	at SIU Edwardsville (2/7/22)
Total Rebounds	10	at SIU Edwardsville (2/7/22)
Offensive	3	at California Baptist (12/21/21)
Defensive	8	at SIU Edwardsville (2/7/22)
FG Made	10	vs. Evansville (12/8/21)
FG Attempted	20	at SIU Edwardsville (2/7/22)
3-Point FG Made	5	vs. Austin Peay (1/1/22)
3-Point FG Attempted	10	at SIU Edwardsville (2/7/22)
FT Made	14	at SIU Edwardsville (2/7/22)
FT Attempted	15	at SIU Edwardsville (2/7/22)
Assists	8	at Eastern Illinois (1/22/22)
Blocks	1	vs. Montana State (11/28/21)
Steals	5	at SIU Edwardsville (2/7/22)
Minutes	39	at SIU Edwardsville (2/7/22)

Russell's Career Statistics at Southeast Missouri

Overall																					
Season	G-GS	Min	Avg	FG-FGA	Pct	3FG-3FGA	Pct	FT-FTA	Pct	Off	Def	Tot	Avg	PF	FO	A	TO	Blk	Stl	Pts	Avg
2021-22	26-26	803	30.9	118-271	.435	46-129	.357	93-123	.756	22	45	67	2.6	65	2	81	58	1	33	375	14.4
Ohio Valley Conference Games Only																					
Season	G-GS	Min	Avg	FG-FGA	Pct	3FG-3FGA	Pct	FT-FTA	Pct	Off	Def	Tot	Avg	PF	FO	A	TO	Blk	Stl	Pts	Avg
2021-22	13-13	408	31.4	56-141	.397	19-68	.279	54-67	.806	10	25	35	2.7	32	1	50	33	0	17	185	14.2



2021-22 SOUTHEAST MISSOURI BASKETBALL NOTES

UT MARTIN // FEB. 24



2



// Forward
// Freshman
// 6-7 // 230
// Omaha, Neb.
// Westside H.S.
// Western Nebraska CC

Chase THOMPSON

2021-22: Saw action in 23 games off the bench and started two contests...Scored four points in nine minutes during his first NCAA Division I game at Missouri State (11/9)...Had a season-high three rebounds vs. Webster (12/4)...Missed three games in concussion protocol before returning to play seven minutes at Belmont (1/6)...Made 4-of-6 free throws and played 16 minutes at Tennessee State (1/8)...Scored nine points in 17 minutes vs. Tennessee State (1/20)...Posted a season-high 10 points in a career-best 35 minutes during his first career start at SIU Edwardsville (2/7)...Followed that up with seven points and three rebounds at Austin Peay (2/10)...Averages 2.3 points and 1.2 rebounds per game.

Thompson's Game-by-Game Statistics

2021-22	FG	3P	FT	O/D	REB	E	PTS	A	TO	B	S	M
at Missouri State	1-3	1-3	1-2	0/1	1	2	4	0	0	0	0	9
Youngstown State	1-4	1-4	0-0	0/1	1	4	3	1	0	0	0	11
Arkansas State	DNP	-	-	-	-	-	-	-	-	-	-	-
Missouri Baptist	1-3	0-2	0-0	0/2	2	4	2	0	2	0	0	10
at Incarnate Word	0-0	0-0	0-0	0/0	0	1	0	1	0	0	0	1
vs. Portland	1-2	1-2	0-0	0/2	2	0	3	0	0	0	0	15
vs. Montana State	0-2	0-1	0-0	0/1	1	3	0	1	1	1	0	9
Webster University	0-4	0-2	1-2	2/1	3	0	1	0	0	0	1	6
Evansville	0-2	0-1	0-0	0/1	1	1	0	0	0	1	0	6
at Purdue Fort Wayne	0-0	0-0	0-0	0/0	0	0	0	0	0	0	0	2
at Southern Illinois	0-1	0-0	0-0	0/0	0	0	0	0	0	0	0	5
at Pepperdine	0-0	0-0	0-0	0/0	0	0	0	0	0	0	1	2
at California Baptist	DNP	-	-	-	-	-	-	-	-	-	-	-
at Murray State	DNP	-	-	-	-	-	-	-	-	-	-	-
Austin Peay	DNP	-	-	-	-	-	-	-	-	-	-	-
at Belmont	0-2	0-1	0-0	0/0	0	0	0	1	0	0	0	7
at Tennessee State	0-1	0-1	4-6	0/0	0	3	4	0	1	0	0	16
Tennessee State	3-4	0-0	3-3	1/0	1	0	9	1	0	0	1	17
at Eastern Illinois	0-1	0-0	0-0	2/2	4	2	0	3	2	0	2	23
Morehead State	0-1	0-0	0-0	0/1	1	0	0	1	0	0	0	10
SIU Edwardsville	0-1	0-1	1-2	0/0	0	1	1	0	0	0	0	7
at UT Martin	1-1	0-0	1-2	0/1	1	1	3	1	0	1	0	10
Eastern Illinois	1-2	1-2	0-0	0/1	1	0	3	1	0	0	1	9
at SIU Edwardsville*	3-6	1-2	3-4	0/5	5	3	10	0	0	0	1	35
at Austin Peay*	3-6	1-3	0-0	0/3	3	3	7	1	1	0	1	19
Belmont	0-1	0-0	0-0	0/0	0	0	0	0	1	0	0	2
at Tennessee Tech	DNP	-	-	-	-	-	-	-	-	-	-	-
at Morehead State	1-1	0-0	0-0	0/0	0	5	2	0	0	1	0	10
UT Martin												
Murray State												
Totals	16-67	6-25	14-21	5/22	27	33	52	12	8	4	8	241


* - Game Started

2021-22 Season/Career-Highs

Points	10	at SIU Edwardsville (2/7/22)
Total Rebounds	5	at SIU Edwardsville (2/7/22)
Offensive	2	2x, last at Eastern Illinois (1/22/22)
Defensive	5	at SIU Edwardsville (2/7/22)
FG Made	3	3x, last at Austin Peay (2/10/22)
FG Attempted	6	2x, last at Austin Peay (2/10/22)
3-Point FG Made	1	6x, last at Austin Peay (2/10/22)
3-Point FG Attempted	4	vs. Youngstown State (11/13/21)
FT Made	4	at Tennessee State (1/8/22)
FT Attempted	6	at Tennessee State (1/8/22)
Assists	3	at Eastern Illinois (1/22/22)
Blocks	1	4x, last at Morehead State (2/19/22)
Steals	2	at Eastern Illinois (1/22/22)
Minutes	35	at SIU Edwardsville (2/7/22)

Thompson's Career Statistics at Southeast Missouri

Overall																	
Season	G-GS	Min	Avg	FG-FGA	Pct	3FG-3FGA	Pct	FT-FTA	Pct	Off	Def	Tot	Avg	PF	FO	A	TO
2021-22	23-2	241	10.5	16-48	.333	6-25	.240	14-21	.667	5	22	27	1.2	33	1	12	8
Ohio Valley Conference Games Only																	
Season	G-GS	Min	Avg	FG-FGA	Pct	3FG-3FGA	Pct	FT-FTA	Pct	Off	Def	Tot	Avg	PF	FO	A	TO
2021-22	12-2	165	13.8	12-27	.444	3-10	.300	12-17	.706	3	13	16	1.3	18	1	9	5



20



// Forward
 // Freshman
 // 6-10 // 250
 // St. Charles, Mo.
 // Francis Howell H.S.

Sam THOMPSON

2021-22: Missed eight games with an ankle sprain...Returned to score 13 points on a near-perfect 6-of-7 field goals in 23 minutes off the bench at Pepperdine (12/18)...Started each of Southeast Missouri's first three contests of the season...Pitched in five points at Missouri State (11/9) and vs. Arkansas State (11/19)...Averages 4.7 points and 2.3 rebounds per game...Had a season-high six rebounds at California Baptist (12/21) and vs. Austin Peay (1/1)...Scored 10 points for his second double-digit performance at Belmont (1/6)...Finished with seven points at Tennessee Tech (Feb. 17).

Thompson's Game-by-Game Statistics

2021-22	FG	3P	FT	O/D	REB	E	PTS	A	TO	B	S	M
at Missouri State*	2-2	0-0	1-2	0/0	0	3	5	0	1	0	0	10
Youngstown State*	0-1	0-0	0-0	0/0	0	2	0	0	2	0	0	7
Arkansas State*	2-7	0-0	1-2	3/1	4	0	5	1	0	1	0	16
Missouri Baptist	DNP	-	-	-	-	-	-	-	-	-	-	-
at Incarnate Word	DNP	-	-	-	-	-	-	-	-	-	-	-
vs. Portland	DNP	-	-	-	-	-	-	-	-	-	-	-
vs. Montana State	DNP	-	-	-	-	-	-	-	-	-	-	-
Webster University	DNP	-	-	-	-	-	-	-	-	-	-	-
Evansville	DNP	-	-	-	-	-	-	-	-	-	-	-
at Purdue Fort Wayne	DNP	-	-	-	-	-	-	-	-	-	-	-
at Southern Illinois	DNP	-	-	-	-	-	-	-	-	-	-	-
at Pepperdine	6-7	0-0	1-1	1/2	3	1	13	0	0	0	0	23
at California Baptist*	2-6	0-0	2-4	2/4	6	2	6	0	0	0	2	21
at Murray State*	2-3	0-0	0-0	1/1	2	2	4	0	0	1	0	24
Austin Peay*	3-4	0-0	1-2	2/4	6	4	7	0	6	1	0	29
at Belmont*	5-8	0-0	0-0	2/2	4	3	10	0	2	1	0	20
at Tennessee State*	1-1	0-0	0-0	0/2	2	1	2	0	1	2	0	10
Tennessee State	DNP	-	-	-	-	-	-	-	-	-	-	-
at Eastern Illinois	DNP	-	-	-	-	-	-	-	-	-	-	-
Morehead State	1-1	0-0	0-0	0/0	0	2	2	1	1	1	0	4
SIU Edwardsville	3-4	0-0	0-0	0/2	2	3	6	1	3	1	0	19
at UT Martin	1-2	0-0	1-1	0/0	0	1	3	1	1	0	0	8
Eastern Illinois	0-1	0-0	1-2	0/0	0	3	1	1	1	0	2	7
at SIU Edwardsville	0-2	0-0	3-4	1/0	1	5	3	0	3	0	1	15
at Austin Peay	1-3	0-1	2-2	2/1	3	1	4	1	0	1	0	9
Belmont	2-3	0-0	0-0	1/0	1	2	4	0	0	1	0	13
at Tennessee Tech	3-5	0-0	1-1	1/2	3	3	7	0	1	0	1	9
at Morehead State	1-5	0-0	1-2	1/3	4	5	3	0	2	2	0	17
UT Martin												
Murray State												
Totals	35-65	0-0	15-23	17/24	41	43	85	6	24	12	6	261

* - Game Started

2021-22 Season/Career-Highs

Points	13	at Pepperdine (12/18/21)
Total Rebounds	6	2x, last vs. Austin Peay (1/1/22)
Offensive	3	vs. Arkansas State (11/19/21)
Defensive	4	2x, last vs. Austin Peay (1/1/22)
FG Made	6	at Pepperdine (12/18/21)
FG Attempted	8	at Belmont (1/6/22)
3-Point FG Made	-	-
3-Point FG Attempted	1	at Austin Peay (2/10/22)
FT Made	3	at SIU Edwardsville (2/7/22)
FT Attempted	4	4x, last at SIU Edwardsville (2/7/22)
Assists	1	6x, last at Austin Peay (2/10/22)
Blocks	2	2x, last at Morehead State (2/19/22)
Steals	2	2x, last vs. Eastern Illinois (2/5/22)
Minutes	29	vs. Austin Peay (1/1/22)

Thompson's Career Statistics at Southeast Missouri

Season	G-GS	Min	Avg	FG-FGA	Pct	3FG-3FGA	Pct	FT-FTA	Pct	Off	Def	Tot	Avg	PF	FO	A	TO	Blk	Stl	Pts	Avg
2021-22	18-8	261	14.5	35-65	.538	0-1	.000	15-23	.652	17	24	41	2.3	43	2	6	24	12	6	85	4.7
Ohio Valley Conference Games Only																					
Season	G-GS	Min	Avg	FG-FGA	Pct	3FG-3FGA	Pct	FT-FTA	Pct	Off	Def	Tot	Avg	PF	FO	A	TO	Blk	Stl	Pts	Avg
2021-22	13-4	184	14.2	23-42	.548	0-1	.000	10-14	.714	11	17	28	2.2	35	2	5	21	11	4	56	4.3



2021-22 SOUTHEAST MISSOURI BASKETBALL NOTES

UT MARTIN // FEB. 24

Season/Career Statistics

SEASON STATISTICS

CAREER STATISTICS

SUMMARY	gp-gs	min/g	fg%	3fg%	ft%	r/g	a/g	stl	blk	pts/g	gp-gs	min/g	fg%	3fg%	ft%	r/g	a/g	stl	blk	pts/g
REED, JR., Eric	26-25	32.0	.417	.357	.813	3.2	1.8	25	4	16.1	53-47	30.8	.440	.401	.760	2.9	1.5	41	6	13.5
RUSSELL, Phillip	26-26	30.9	.435	.357	.756	2.6	3.1	33	1	14.4	26-26	30.9	.435	.357	.756	2.6	3.1	33	1	14.4
HARRIS, Chris	25-6	24.2	.396	.360	.783	2.6	2.5	19	3	10.1	53-32	27.2	.380	.326	.756	2.5	2.9	44	6	11.4
RUSSELL, Nygal	27-24	26.7	.429	.363	.703	6.7	2.2	21	7	8.3	113-47	19.9	.402	.317	.667	4.0	1.5	82	14	5.9
NICHOLAS, DQ	24-5	22.1	.472	.417	.761	3.1	1.6	16	2	7.6	81-51	25.4	.412	.316	.736	3.3	2.1	68	10	8.0
PATTERSON, Manny	27-20	15.6	.575	.000	.774	4.1	0.2	11	12	7.2	49-32	14.4	.548	.000	.773	3.6	0.3	14	31	6.5
AKENTEN, Nana	25-3	19.0	.370	.321	.500	4.7	0.6	14	16	7.1	52-27	23.2	.380	.340	.642	5.3	0.8	48	26	8.2
JOHNSON, Nate	11-0	10.1	.686	.000	.500	1.5	0.2	3	4	4.9	36-0	9.3	.584	.000	.441	1.9	0.3	7	14	3.3
THOMPSON, Sam	18-8	14.5	.538	.000	.652	2.3	0.3	6	12	4.7	18-8	14.5	.538	.000	.652	2.3	0.3	6	12	4.7
BRANSON, Dylan	28-21	18.2	.353	.250	.621	2.9	1.6	13	6	2.7	55-23	17.0	.425	.365	.727	2.7	1.5	21	10	2.9
THOMPSON, Chase	23-2	10.5	.333	.240	.667	1.2	0.5	8	4	2.3	23-2	10.5	.333	.240	.667	1.2	0.5	8	4	2.3
LONG, Parker	13-0	8.7	.450	.467	.667	0.7	0.5	4	1	2.2	28-0	6.6	.481	.526	.667	0.6	0.3	6	1	1.4

SCORING	fg-fga	fg%	3fg-fga	3fg%	ft-fa	ft%	pts	pts/g	fg-fga	fg%	3fg-fga	3fg%	ft-fa	ft%	pts	pts/g
REED, JR., Eric	135-324	.417	61-171	.357	87-107	.813	418	16.1	241-548	.440	122-304	.401	111-146	.760	715	13.5
RUSSELL, Phillip	118-271	.435	46-129	.357	93-123	.756	375	14.4	118-271	.435	46-129	.357	93-123	.756	375	14.4
HARRIS, Chris	78-197	.396	32-89	.360	65-83	.783	253	10.1	180-474	.380	75-230	.326	170-225	.756	605	11.4
RUSSELL, Nygal	81-189	.429	37-102	.363	26-37	.703	225	8.3	235-584	.402	83-262	.317	118-177	.667	671	5.9
NICHOLAS, DQ	58-123	.472	15-36	.417	51-67	.761	182	7.6	201-488	.412	49-155	.316	195-265	.736	646	8.0
PATTERSON, Manny	77-134	.575	0-0	.000	41-53	.774	195	7.2	121-221	.548	0-0	.000	75-97	.773	317	6.5
AKENTEN, Nana	64-173	.370	36-112	.321	14-28	.500	178	7.1	148-389	.380	89-262	.340	43-67	.642	428	8.2
JOHNSON, Nate	24-35	.686	0-0	.000	6-12	.500	54	4.9	52-89	.584	0-0	.000	15-34	.441	119	3.3
THOMPSON, Sam	35-65	.538	0-1	.000	15-23	.652	85	4.7	35-65	.538	0-1	.000	15-23	.652	85	4.7
BRANSON, Dylan	24-68	.353	9-36	.250	18-29	.621	75	2.7	51-120	.425	23-63	.365	32-44	.727	157	2.9
THOMPSON, Chase	16-48	.333	6-25	.240	14-21	.667	52	2.3	16-48	.333	6-25	.240	14-21	.667	52	2.3
LONG, Parker	9-20	.450	7-15	.467	4-6	.667	29	2.2	13-27	.481	10-19	.526	4-6	.667	40	1.4

TOTALS	o-reb	d-reb	t-reb	pf	fo	ast	to	a/to	o-reb	d-reb	t-reb	pf	fo	ast	to	a/to
REED, JR., Eric	26	57	83	56	0	46	46	1.0	51	102	153	104	0	81	79	1.0
RUSSELL, Phillip	22	45	67	65	2	81	58	1.4	22	45	67	65	2	81	58	1.4
HARRIS, Chris	4	61	65	41	0	63	56	1.1	11	120	131	96	1	153	125	1.2
RUSSELL, Nygal	40	140	180	71	2	60	37	1.6	93	356	449	236	6	173	155	1.1
NICHOLAS, DQ	13	62	75	45	0	38	26	1.5	34	235	269	158	2	174	159	1.1
PATTERSON, Manny	53	59	112	70	0	6	36	0.2	72	102	174	121	1	13	61	0.2
AKENTEN, Nana	22	95	117	56	0	16	14	1.1	50	223	273	122	3	42	65	0.6
JOHNSON, Nate	8	9	17	22	0	2	12	0.2	28	41	69	55	0	10	29	0.3
THOMPSON, Sam	17	24	41	43	2	6	24	0.3	17	24	41	43	2	6	24	0.3
BRANSON, Dylan	18	64	82	72	2	46	36	1.3	38	109	147	126	4	80	76	1.1
THOMPSON, Chase	5	22	27	33	1	12	8	1.5	5	22	27	33	1	12	8	1.5
LONG, Parker	3	6	9	4	0	7	3	2.3	7	11	18	9	0	9	7	1.3



Game 1

Southeast Missouri 99 Missouri State 94

November 9, 2021 • JQH Arena • Springfield, Mo.



SPRINGFIELD, Mo.

Eric Reed, Jr. scored 21 points and made a huge 3-pointer with 11

seconds left to lead Southeast Missouri to a 99-94 victory over Missouri State in a slugfest at JQH Arena.

In a game with a championship type feel, in-state foes SEMO and MSU went back-and-forth in a matchup that featured 11 ties, nine lead changes and 69 free throws attempted.

MSU, although never leading for the final 15:34 of the game, was either tied or within one or two points several times during that stretch. After Manny Patterson

grabbed the rebound off a Reed, Jr. miss, Patterson scored, was fouled and converted a 3-point play to give SEMO an 88-80 lead with 4:41 to go.

Nana Akenten later knocked down a 3-pointer to put the Redhawks ahead by eight again, this time at 95-87 with 1:49 on the clock.

The Bears answered Akenten's three with a 7-1 run and closed SEMO's lead to 96-94 on a 3-pointer by Demarcus Sharp with 42 seconds left.

On SEMO's ensuing possession, Akenten dished to Reed, Jr. who drained a 3-pointer from the right side with 11 seconds remaining before DQ Nicholas stole the ball from Sharp to bury the Bears for good.

Game 2

Youngstown State 97 Southeast Missouri 79

November 13, 2021 • Show Me Center • Cape Girardeau, Mo.



CAPE GIRARDEAU, Mo. - Southeast Missouri fell victim to a big second half run

and couldn't recover in a 97-79 loss to Youngstown State.

SEMO held a 39-37 lead at halftime, but things quickly slipped away from the Redhawks in the final 20 minutes.

Down, 54-52, following a free throw by Eric Reed, Jr. with 13:16 remaining in the game, YSU went on a 15-0 run to build a 17-point advantage (69-52). Garrett Covington contributed five points to help key the surge.

The Penguins took their largest lead at 84-60 when Luke Chicone

converted a 3-point play at the 5:34 mark. SEMO didn't get YSU's lead lower than 18 points the rest of the way.

DQ Nicholas scored 12 of his 17 points in the first half, where SEMO's largest lead was 37-32 with 2:27 to go. Nygal Russell's two free throws gave the Redhawks that five-point advantage.

Reed, Jr. and Nicholas paced SEMO with 17 points each, while Russell added a double-double 11 points and 11 rebounds. For Russell, it was the first double-double of his career. Phillip Russell scored 11 points for his first double-digit game as a Redhawk.

Official Basketball Box Score -- Game Totals -- Final Statistics
Southeast Mo. St. vs Missouri St.
11-09-21 7 p.m. at JQH Arena -- Springfield, Mo.



Southeast Mo. St. 99 • 1-0,0-0 OVC

#	Player	Total		3-Ptr		Rebounds			PF	TP	A	TO	Blk	Stl	Min
		FG	FGA	FG	FGA	Off	Def	Tot							
20	THOMPSON, Sam	2	2	0	0	1	2	0	0	3	5	0	1	0	10
01	RUSSELL, Phillip	0	5	0	2	3	4	0	3	3	3	2	1	0	25
01	REED, JR., Eric	6	13	2	5	7	7	1	1	2	2	21	0	3	35
05	HARRIS, Chris	7	10	0	1	5	9	0	3	3	2	19	4	3	35
21	AKENTEN, Nana	5	7	3	4	0	0	3	3	4	13	1	0	1	21
02	THOMPSON, Chase	1	3	1	3	1	2	1	1	2	4	0	0	0	9
10	PATTERSON, Manny	2	5	0	0	7	3	4	7	4	11	0	1	0	18
11	NICHOLAS, DQ	1	2	0	1	2	2	0	4	4	2	4	1	1	19
13	LONG, Parker	2	2	1	1	0	0	0	0	0	5	0	1	0	5
25	RUSSELL, Nygal	6	6	1	1	1	1	0	6	6	4	14	2	0	18
33	BRANSON, Dylan	0	1	0	1	0	0	0	0	0	0	0	0	0	5
Team						1		3							
Totals		32-56		8-19		27-34		5	28	33	26	99	10	11	200

FG % 1st Half: 17-32 53.1% 2nd half: 15-24 62.5% Game: 32-56 57.1%
3FG % 1st Half: 5-13 38.5% 2nd half: 3-6 50.0% Game: 8-19 42.1%
FT % 1st Half: 6-8 75.0% 2nd half: 21-26 80.8% Game: 27-34 79.4%

Missouri St. 94 • 0-1,0-0 MVC

#	Player	Total		3-Ptr		Rebounds			PF	TP	A	TO	Blk	Stl	Min
		FG	FGA	FG	FGA	Off	Def	Tot							
05	Donovan Clay	8	10	1	2	3	5	2	2	4	3	20	2	0	36
44	Gaige Prim	8	11	0	1	12	16	4	11	15	4	28	3	1	32
00	Demarcus Sharp	4	10	2	4	2	2	4	12	2	2	2	0	0	26
01	Isiah Mosley	5	10	0	4	6	1	1	2	4	16	1	1	0	30
04	Ja'Monta Black	1	3	0	2	0	0	4	4	2	2	3	1	0	29
03	Isaac Haney	0	2	0	2	0	0	1	1	1	0	0	0	0	4
12	Jaylen Minnett	4	10	4	9	2	2	0	1	1	3	14	1	2	31
25	Lu'cye Patterson	0	3	0	2	0	2	0	1	1	0	0	1	0	10
33	Dawson Carper	1	1	0	0	0	0	0	0	0	1	2	0	0	1
Team						0		0							
Totals		31-60		7-26		25-35		7	23	30	22	94	13	7	200

FG % 1st Half: 16-34 47.1% 2nd half: 15-26 57.7% Game: 31-60 51.7%
3FG % 1st Half: 3-16 18.8% 2nd half: 4-10 40.0% Game: 7-26 26.9%
FT % 1st Half: 6-10 60.0% 2nd half: 19-25 76.0% Game: 25-35 71.4%

Officials: Boyd Copeland, Kevin Driver, Winston Stith
Technical fouls: Southeast Mo. St.-PATTERSON, Manny. Missouri St.-None.
Attendance: 4190
2021-22 Men's Basketball. Round: 0. Missouri St. vs Southeast Mo. St.. Played

Score by periods	1st	2nd	Total
Southeast Mo. St.	45	54	99
Missouri St.	41	53	94

Official Basketball Box Score -- Game Totals -- Final Statistics
Youngstown State vs Southeast Missouri
11-13-21 5:30 p.m. at Show Me Center -- Cape Girardeau, Mo.



Youngstown State 97 • 1-1

#	Player	Total		3-Ptr		Rebounds			PF	TP	A	TO	Blk	Stl	Min
		FG	FGA	FG	FGA	Off	Def	Tot							
31	AKUCHIE, Michael	5	9	0	1	6	7	2	4	6	4	16	1	2	29
02	OLISON, Tevin	9	16	4	7	5	7	2	4	6	1	27	4	0	37
05	COHILL, Dwayne	4	9	0	2	2	2	0	4	4	4	10	1	3	25
22	RATHAN-MAYES, Shem	2	3	1	1	10	11	1	0	1	4	15	2	1	24
32	COVINGTON, Garrett	7	15	2	5	2	8	10	3	18	0	1	0	1	34
01	THOMAS, Jamir	2	3	0	1	0	2	2	2	4	0	0	0	0	11
10	CHICONE, Luke	2	5	0	1	3	5	0	4	4	5	7	4	0	17
15	HUNTER, Myles	0	1	0	0	0	2	2	2	0	0	0	0	0	11
24	SHELTON, Chris	0	2	0	2	0	2	2	0	2	0	1	0	0	12
Team						3		6							
Totals		31-63		7-20		28-36		12	31	43	27	97	13	7	200

FG % 1st Half: 11-30 36.7% 2nd half: 20-33 60.6% Game: 31-63 49.2%
3FG % 1st Half: 4-11 36.4% 2nd half: 3-9 33.3% Game: 7-20 35.0%
FT % 1st Half: 11-14 78.6% 2nd half: 17-22 77.3% Game: 28-36 77.8%

Southeast Missouri 79 • 1-1

#	Player	Total		3-Ptr		Rebounds			PF	TP	A	TO	Blk	Stl	Min
		FG	FGA	FG	FGA	Off	Def	Tot							
20	THOMPSON, Sam	0	1	0	0	0	0	0	2	0	0	2	0	0	7
01	RUSSELL, Phillip	4	8	3	4	0	0	1	0	1	5	11	1	2	0
01	REED, JR., Eric	3	13	1	7	10	12	0	3	3	2	17	2	0	31
05	HARRIS, Chris	2	6	1	1	4	7	0	1	1	3	9	4	4	0
21	AKENTEN, Nana	0	4	0	3	1	4	0	5	5	4	1	1	0	25
02	THOMPSON, Chase	1	4	1	4	0	0	1	1	1	4	3	1	0	0
10	PATTERSON, Manny	2	3	0	0	2	1	3	3	6	0	1	0	0	16
11	NICHOLAS, DQ	7	8	0	0	3	0	4	4	1	17	0	1	1	28
13	LONG, Parker	1	2	1	2	0	2	2	0	4	0	0	0	1	6
25	RUSSELL, Nygal	3	7	1	2	4	4	7	11	1	11	0	0	0	25
33	BRANSON, Dylan	0	1	0	0	0	1	1	4	0	2	0	0	0	12
Team						1		2							
Totals		23-57		8-24		25-35		8	26	34	29	79	11	10	4

FG % 1st Half: 12-28 42.9% 2nd half: 11-29 37.9% Game: 23-57 40.4%
3FG % 1st Half: 5-13 38.5% 2nd half: 3-11 27.3% Game: 8-24 33.3%
FT % 1st Half: 10-14 71.4% 2nd half: 15-21 71.4% Game: 25-35 71.4%

Officials: Kevin Mathis, Mike O'Neill, Wesley Harper
Technical fouls: Youngstown State-None. Southeast Missouri-None.
Attendance: 1280

Score by periods	1st	2nd	Total
Youngstown State	37	60	97
Southeast Missouri	39	40	79

Points	In	Off	2nd	Fast	Bench
YSU	36	7	20	2	11
SEMO	24	12	13	2	41



2021-22 SOUTHEAST MISSOURI BASKETBALL NOTES

UT MARTIN // FEB. 24

Game 3

Arkansas State 72 Southeast Missouri 60

November 19, 2021 • Show Me Center • Cape Girardeau, Mo.



CAPE GIRARDEAU, Mo. -
Eric Reed, Jr. scored 15 points and freshman Phillip Russell

added 13 as Southeast Missouri dropped a 72-60 decision to Arkansas State.

Reed, Jr. scored double figures for the fourth-straight game dating back to last season, while Russell reached double-digits in the scoring column for the second game in a row.

SEMO led for just 44 seconds in the contest. DQ Nicholas (21-20) and Nate Johnson (23-22) each made layups to give the Redhawks their only leads.

ASU, after leading 39-33 at halftime, used a 12-0 run to put the game out of reach. Preseason Sun Belt Conference Player of the Year Norchad Omir made two free throws to cap the jaunt that put the Red Wolves ahead, 56-38, with a little over 14 minutes to go.

After that, SEMO never pulled within single digits.

The Redhawks shot just 28 percent (7-of-25) from the field and went 1-of-11 from 3-point range in the second half. For the game, SEMO finished with a 36.2 percent (21-of-58) clip from the floor.

Reed, Jr. made 6-of-13 field goals and knocked down a pair of 3-pointers to go along with three assists and three steals.

Game 4

Missouri Baptist 63 Southeast Missouri 71

November 22, 2021 • Show Me Center • Cape Girardeau, Mo.



CAPE GIRARDEAU, Mo. -
Phillip Russell scored 18 points, while Chris Harris (16) and Nana

Akenten (15) combined for 31 points off the bench to lead Southeast Missouri to its first home win of the season, a 71-63 victory over Missouri Baptist.

SEMO overcame a 15-point deficit to get by NAIA member MBU. The Redhawks improved to 20-0 all-time against the Spartans and posted their 31st consecutive win over a non-Division I opponent.

It was a tale of two halves for the Redhawks, who trailed for the majority of the first half before taking control of the final 20 minutes.

Akenten's layup gave SEMO a 45-44 edge with 12:49 left to play, the Redhawks first lead since the 18:16 mark of the first half.

After Jadis White made a layup to regain a 53-51 advantage for MBU, SEMO went on an 8-0 run to build a six-point cushion. Eric Reed, Jr. buried a 3-pointer and Russell got a steal that led to a dunk by Akenten. Harris then converted a 3-point play to widen the Redhawks lead to 59-53.

Akenten, who missed a trey earlier in the possession, knocked down a big 3-pointer off an assist by Harris to push SEMO's lead to 62-55 with 5:24 to go. DQ Nicholas rebounded the ball off Akenten's missed shot from long range.

Official Basketball Box Score -- Game Totals -- Final Statistics Arkansas State vs Southeast Missouri 11-19-21 6:30 p.m. at Show Me Center -- Cape Girardeau, Mo.

Arkansas State 72 • 3-1

		Total	3-Ptr		Rebounds										
#	Player	FG-FGA	FG-FGA	FT-FTA	Off	Def	Tot	PF	TP	A	TO	Blk	Stl	Min	
15	OMIER, Norchad	f	7-10	1-1	3-4	3	9	12	4	18	3	3	1	27	
22	WESLEY, Keyon	f	1-4	0-0	0-0	3	2	5	4	2	1	0	0	26	
00	FIELDS, Caleb	g	6-14	2-2	2-2	1	5	6	2	16	7	3	0	1	35
03	SILLS, Desi	g	3-8	0-2	3-4	0	5	5	3	9	1	3	0	1	30
23	EATON, Marquis	g	2-9	2-6	2-2	1	1	2	3	8	2	4	0	1	32
01	DAVIS, Markise		1-3	0-2	2-2	1	0	1	0	4	0	0	0	0	12
02	FELTS, Avery		3-4	3-4	0-0	0	2	2	0	9	0	1	2	1	20
05	WILLIS, Christian		0-2	0-2	0-0	1	1	2	0	0	0	0	0	0	5
50	JACKSON, Antwon		3-5	0-0	0-0	1	2	3	2	6	1	0	1	1	13
Team						5	2	7							
Totals			26-59	8-19	12-14	16	29	45	18	72	15	14	4	6	200

FG % 1st Half: 15-35 42.9% 2nd half: 11-24 45.8% Game: 26-59 44.1%
3FG % 1st Half: 5-12 41.7% 2nd half: 3-7 42.9% Game: 8-19 42.1%
FT % 1st Half: 4-4 100.0 2nd half: 8-10 80.0% Game: 12-14 85.7%

Deadball
Rebounds
0

Southeast Missouri 60 • 1-2

#	Player	Total		3-Ptr		Rebounds			PF	TP	A	TO	Blk	Stl	Min
		FG	FGA	FG	FGA	FT	FTA	Off							
20	THOMPSON, Sam	f	2-7	0-0	1-2	3	1	4	0	5	1	0	1	0	16
21	AKENTEN, Nana	f	1-6	1-4	2-2	2	1	3	2	5	0	0	1	3	22
01	RUSSELL, Phillip	g	3-8	2-5	5-6	0	1	1	2	13	2	1	0	0	29
03	REED, JR., Eric	g	6-13	2-4	1-2	1	1	2	2	15	3	1	0	3	34
11	NICHOLAS, DQ	g	3-10	0-2	2-2	2	3	5	0	8	1	3	0	0	26
05	HARRIS, Chris		0-2	0-1	2-2	0	2	2	2	2	0	2	0	0	14
10	PATTERSON, Manny		3-4	0-0	0-0	2	1	3	4	6	0	3	0	0	12
14	JOHNSON, Nate		1-2	0-0	0-1	0	0	0	2	2	0	0	0	0	6
25	RUSSELL, Nygal		1-5	0-3	0-0	3	6	9	0	2	2	1	0	0	24
33	BRANSON, Dylan		1-1	0-0	0-2	0	3	3	1	2	2	1	0	1	17
	Team					0	0	0							
Totals			21-58	5-19	13-19	13	19	32	15	60	11	12	2	7	200

FG % 1st Half: 14-33 42.4% 2nd half: 7-25 28.0% Game: 21-58 36.2%
3FG % 1st Half: 4-8 50.0% 2nd half: 1-11 9.1% Game: 5-19 26.3%
FT % 1st Half: 1-3 33.3% 2nd half: 12-16 75.0% Game: 13-19 68.4%

Deadball
Rebounds
1

Officials: Andrew Walton, John Dillon, Kelly Davis
Technical fouls: Arkansas State-TEAM. Southeast Missouri-None.
Attendance: 1145

Score by periods	1st	2nd	Total
Arkansas State	39	33	72
Southeast Missouri	33	27	60

	In	Off	2nd	Fast	Bench
Points	Paint	T/O	Chance	Break	
ASU	30	7	16	4	19
SEMO	28	16	13	4	14

Official Basketball Box Score -- Game Totals -- Final Statistics Missouri Baptist vs Southeast Missouri 11-22-21 7 p.m. at Show Me Center -- Cape Girardeau, Mo.

Missouri Baptist 63 • 5-3

## Player		Total FG-FGA	3-Ptr FG-FGA	FT-FTA	Rebounds Off Def Tot			PF	TP	A	TO	Blk	Stl	Min
10	REED, River	f 1-6	1-2	2-4	2	3	5	3	5	1	3	0	1	22
01	WHITE, Jadis	g 6-13	1-2	8-8	2	6	8	2	21	3	5	0	1	37
02	HARDY, Brendon	g 3-8	1-4	3-4	0	2	2	3	10	4	2	0	3	32
23	PAIR, RJ	g 1-5	1-4	0-0	0	1	1	0	3	0	1	0	0	18
32	YAEGER, John	g 3-9	0-0	0-0	1	3	4	2	6	1	3	0	0	23
00	ANDREWS, Tyrell	2-7	0-1	2-3	1	1	2	4	6	4	2	0	3	24
05	MOORE, Gerald	0-0	0-0	0-0	0	0	0	0	0	0	0	0	0	1
13	WOODS, Daishaun	4-5	0-0	0-0	0	0	0	4	8	0	1	0	0	11
22	FRANCIS, JR., Billy	0-1	0-1	0-0	0	1	1	0	0	0	0	0	0	4
30	HICKS, Luke	0-0	0-0	0-0	0	3	3	0	0	0	0	0	1	10
33	ALKHALDI, Mujtaba	0-1	0-0	0-0	1	1	2	0	0	0	1	0	0	3
44	POLLARD, Ryan	2-3	0-0	0-1	1	3	4	2	4	1	1	1	0	15
Team					4	2	6							
Totals		22-58	4-14	15-20	12	26	38	20	63	14	19	1	9	200

FG % 1st Half: 13-30 43.3% 2nd half: 9-28 32.1% Game: 22-58 37.9%
3FG % 1st Half: 3-8 37.5% 2nd half: 1-6 16.7% Game: 4-14 28.6%
FT % 1st Half: 7-10 70.0% 2nd half: 8-10 80.0% Game: 15-20 75.0%

Deadball
Rebounds
2

Southeast Missouri 71 • 2-2

		Total		3-Ptr		Rebounds										
#	Player	FG	FGA	FT	FTA	Off	Def	Tot	PF	TP	A	TO	Blk	Stl	Min	
10	PATTERSON, Manny	f	2-5	0-0	4-4	2	5	7	2	8	1	3	0	0	19	
33	BRANSON, Dylan	f	0-2	0-2	0-0	0	1	1	2	1	0	0	1	1	0	18
01	RUSSELL, Phillip	g	5-8	3-3	5-7	1	1	2	1	18	3	1	0	4	30	
03	REED, JR., Eric	f	2-5	2-5	0-0	0	2	2	2	6	0	2	0	1	28	
25	RUSSELL, Nygal	g	2-5	0-1	2-2	1	5	6	1	6	2	3	1	4	27	
02	THOMPSON, Chase	f	1-3	0-2	0-0	0	2	2	4	2	0	2	0	0	10	
05	HARRIS, Chris	f	4-9	1-4	7-7	0	5	5	2	16	5	5	0	2	27	
11	NICHOLAS, DQ	f	0-4	0-2	0-0	2	1	3	2	0	1	2	0	0	13	
13	LONG, Parker	f	0-1	0-1	0-0	0	0	0	0	0	0	0	0	0	2	
14	JOHNSON, Nate	f	0-0	0-0	0-0	0	0	0	2	0	0	1	0	0	3	
21	AKENTEN, Nana	f	6-12	2-5	1-2	0	5	5	2	15	1	0	3	0	23	
Team						1	0	1								
Totals			22-54	8-25	19-22	8	27	35	19	71	13	20	5	11	200	

FG % 1st Half: 10-27 37.0% 2nd half: 12-27 44.4% Game: 22-54 40.7%
3FG % 1st Half: 2-12 16.7% 2nd half: 6-13 46.2% Game: 8-25 32.0%
FT % 1st Half: 9-11 81.8% 2nd half: 10-11 90.9% Game: 19-22 86.4%

Officials: Kevin Driver, Dillon Brasher, Mike Wallace
Technical fouls: Missouri Baptist-None. Southeast Missouri-None.
Attendance: 789

Score by periods	1st	2nd	Total
Missouri Baptist	36	27	63
Southeast Missouri	31	40	71

	In	Off	2nd	Fast	Bench
Points	Paint	T/O	Chance	Break	
MBU	22	14	10	4	18
SEMO	22	23	13	6	33

2021-22 SOUTHEAST MISSOURI BASKETBALL NOTES

UT MARTIN // FEB. 24



Game 5

Southeast Missouri 79 Incarnate Word 76

November 26, 2021 • McDermott Center • San Antonio, Texas

Game 6

Southeast Missouri 68 Portland 74

November 27, 2021 • McDermott Center • San Antonio, Texas



SAN ANTONIO, Texas -

Chris Harris drained a 3-pointer at the

buzzer to send Southeast Missouri to a thrilling 79-76 win over Incarnate Word at the Incarnate Word Thanksgiving Invitational.

Tied, 76-76, Harris received a pass from Dylan Branson who inbounded the ball underneath his own basket. Harris launched a three from the left of the arc that went through the net for his only made 3-pointer of the game. Prior to his game-winner, Harris had missed his first four 3-point attempts of the contest.

The Redhawks took their largest lead of the game when Phillip

Russell split two free throws to make it a 56-47 ballgame with 11:39 remaining.

However, UIW answered with a 17-8 run and tied things up, 64-64, on a jumper by Drew Lutz with 5:51 to go.

After Nate Johnson's layup put SEMO ahead by four, Eric Reed, Jr. later buried a 3-pointer to regain a three-point cushion for the Redhawks.

SEMO again led by three (75-72) following two made free throws by Harris at the 1:12 mark. Twenty-four seconds later, Russell split two free throws and the Redhawks led, 76-74.

RJ Glasper's jumper off a SEMO turnover brought the game to a 76-76 deadlock with 19 seconds left.



SAN ANTONIO, Texas -

Southeast Missouri fell to Portland, 74-68,

in day two of the Incarnate Word Thanksgiving Invitational.

Freshman Phillip Russell scored 19 points, while Eric Reed, Jr. followed with 17 and Chris Harris added 11 to lead the Redhawks.

SEMO never led for the final 15:17 of the contest. Reed, Jr.'s 3-pointer gave the Redhawks a 40-39 edge for their last advantage in the game.

Chris Austin's two free throws gave Portland its largest lead of the afternoon at 74-65 with 22 seconds left before the Pilots picked up their sixth win of the season.

The Redhawks didn't lead by more than two points the entire game. Russell's 3-pointer put SEMO ahead, 5-3, with 18:03 left in the first half for SEMO's only lead.

Portland was ahead, 33-30, at halftime.

Russell shot 7-of-10 from the field and knocked down three 3-pointers in his fifth-straight double-digit performance. He also had four assists and one steal.

Reed, Jr. made three 3-pointers and 4-of-5 free throws, while Harris hit 5-of-12 field goals.

Official Basketball Box Score -- Game Totals -- Final Statistics Southeast Mo. St. vs Incarnate Word 11-26-21 12 p.m. at McDermott Center -- San Antonio, Texas



Southeast Mo. St. 79 • 3-2,0-0 OVC

#	Player	Total			Rebounds			PF	TP	A	TO	Blk	Stl	Min
		FG-FGA	FG-FGA	FT-FTA	Off	Def	Tot							
10	PATTERSON, Manny	f 1-2	0-0	0-0	4	1	5	1	2	0	0	0	0	12
01	RUSSELL, Phillip	2-6	2-3	4-6	1	1	2	3	10	2	0	0	0	38
03	REED, JR., Eric	g 9-15	4-8	1-3	1	3	4	2	23	1	1	0	2	38
25	RUSSELL, Nygal	g 3-6	1-2	0-0	0	5	5	2	7	0	2	0	1	24
33	BRANSON, Dylan	g 0-2	0-1	0-0	0	0	0	3	0	1	1	0	0	14
02	THOMPSON, Chase	0-0	0-0	0-0	0	0	0	1	0	1	0	0	0	1
05	HARRIS, Chris	2-8	1-5	8-9	0	3	3	2	13	4	2	0	0	26
11	NICHOLAS, DQ	3-5	1-1	0-0	0	3	3	1	7	1	0	0	0	17
14	JOHNSON, Nate	7-7	0-0	0-0	1	3	4	2	14	0	3	2	2	14
21	AKENTEN, Nana	1-7	1-4	0-0	1	4	5	4	3	0	1	0	0	16
	Team				0	0	0							
Totals		28-58	10-24	13-18	8	23	31	21	79	10	10	2	5	200

FG % 1st Half: 15-30 50.0% 2nd half: 13-28 46.4% Game: 28-58 48.3% Deadball
3FG % 1st Half: 3-10 30.0% 2nd half: 7-14 50.0% Game: 10-24 41.7% Rebounds
FT % 1st Half: 1-2 50.0% 2nd half: 12-16 75.0% Game: 13-18 72.2% 1,1

Incarnate Word 76 • 0-5,0-0 Southlan

#	Player	Total		3-Ptr		Rebounds			PF	TP	A				Min		
		FG	FGA	FG	FGA	FT	FTA	Off			Def	Tot	To	Blk		Stl	
11	Johnny Hughes III	f	4-8	1-3	5-5			2	4	6	4	14	1	4	0	0	25
14	Logan Bracamonte	f	1-4	1-4	0-0			2	2	4	3	3	0	1	0	0	19
23	Godsgift Ezedinma	f	2-5	0-1	2-4			1	5	6	2	6	1	2	1	0	16
01	RJ Glasper	g	7-16	2-5	3-3			0	3	3	2	19	3	2	0	1	40
03	Drew Lutz	g	3-11	2-7	9-9			2	2	4	0	17	4	3	0	0	40
05	Brandon Swaby		2-4	0-0	1-2			3	6	9	3	5	0	1	0	0	23
10	Sese Hassan Mobutu		0-1	0-1	0-0			1	1	2	2	0	0	0	0	0	10
12	Dylan Hayman		0-0	0-0	0-0			0	0	0	0	0	0	0	0	0	3
24	Benjamin Griscti		4-7	2-5	2-3			0	3	3	3	12	0	1	1	0	24
Team								0	0	0							
Totals			23-56	8-26	22-26			11	26	37	19	76	9	15	2	1	200

FG % 1st Half: 11-28 39.3% 2nd half: 12-28 42.9% Game: 23-56 41.1% Deadball
3FG % 1st Half: 7-15 46.7% 2nd half: 1-11 9.1% Game: 8-26 30.8% Rebounds
FT % 1st Half: 10-12 83.3% 2nd half: 12-14 85.7% Game: 22-26 84.6% 2

Officials: Eric Kronebusch, Marcus Hawkins, Ross Cullins
Technical fouls: Southeast Mo. St.-None. Incarnate Word-None.

Attendance:

2021-22 Men's Basketball. Round: 0. Incarnate Word vs Southeast Mo. St., Playe

Score by periods	1st	2nd	Total
Southeast Mo. St.	34	45	79
Incarnate Word	39	37	76

Points	In	Off	2nd	Fast	Bench
SEMO	32	22	6	11	37
UIW	18	9	7	7	17

Official Basketball Box Score -- Game Totals -- Final Statistics Southeast Mo. St. vs Portland 11-27-21 2 p.m. at McDermott Center -- San Antonio, Texas



Southeast Mo. St. 68 • 3-3,0-0 OVC

#	Player	Total		3-Ptr		Rebounds			PF	TP	A	TO	Blk	Stl	Min
		FG-FGA	FG-FGA	FT-FTA	Off	Def	Tot								
10	PATTERSON, Manny	f 1-3	0-0	0-0	0	2	2	0	2	0	0	1	0	9	
01	RUSSELL, Phillip	g 7-10	3-5	2-4	1	3	4	3	19	4	2	0	1	26	
03	RED, JR., Eric	g 5-12	3-7	4-5	1	1	2	4	17	0	2	0	0	34	
25	RUSSELL, Nygal	g 1-7	1-5	0-0	1	3	4	5	3	1	0	0	0	16	
33	BRANSON, Dylan	g 0-0	0-0	0-0	0	3	3	2	0	1	0	0	0	22	
02	THOMPSON, Chase	g 1-2	1-2	0-0	0	2	2	0	3	0	0	0	0	15	
05	HARRIS, Chris	g 5-12	1-3	0-0	0	3	3	3	11	0	8	0	1	31	
11	NICHOLAS, DQ	g 2-3	1-1	0-0	1	1	2	0	5	0	0	0	0	12	
14	JOHNSON, Nate	g 2-6	0-0	0-0	3	1	4	4	4	1	2	1	0	15	
21	AKENTEN, Nana Team	2-6	0-2	0-1	1	8	9	2	4	0	1	1	2	20	
Totals		26-61	10-25	6-10	8	27	35	23	68	7	15	3	4	200	

FG % 1st Half: 11-28 39.3% 2nd half: 15-33 45.5% Game: 26-61 42.6% Deadball
3FG % 1st Half: 6-13 46.2% 2nd half: 4-12 33.3% Game: 10-25 40.0% Rebounds
FT % 1st Half: 2-4 50.0% 2nd half: 4-6 66.7% Game: 6-10 60.0% 2,1

Portland 74 • 6-2,0-0 WCC

#	Player	Total		3-Ptr		Rebounds			PF	TP	A	TO	Blk	Stl	Min
		FG-FGA	FG-FGA	FT-FTA	Off	Def	Tot								
01	Moses Wood	f	4-7	3-3	5-6	2	0	2	1	16	1	0	2	1	35
24	Matheus Silveira	c	3-5	0-0	1-2	1	3	4	2	7	0	0	1	1	15
02	Tyler Robertson		7-19	1-6	5-5	1	11	12	3	20	5	0	0	1	39
05	Chris Austin	g	4-11	2-4	6-8	1	6	7	4	16	0	1	0	1	27
25	Mike Meadows		1-6	1-3	2-3	1	2	3	0	5	2	3	0	0	33
00	Yaru Harvey	g	1-3	0-0	0-0	1	1	2	2	2	4	2	0	1	17
12	Kristian Sjolund		0-1	0-1	0-0	0	0	0	0	0	0	0	0	0	4
13	Matiija Svetozarevic		0-1	0-0	0-0	0	0	0	0	0	0	0	0	0	3
15	Chika Nduka		2-3	0-0	4-4	2	4	6	2	8	1	3	1	2	25
23	Vasilije Vucinic		0-1	0-0	0-0	0	0	0	0	0	0	0	0	0	2
Team						0	0	0				3			

FG % 1st Half: 9-26 34.6% 2nd half: 13-31 41.9% Game: 22-57 38.6% Deadball
3FG % 1st Half: 3-9 33.3% 2nd half: 4-8 50.0% Game: 7-17 41.2% Rebounds
FT % 1st Half: 12-13 92.3% 2nd half: 11-15 73.3% Game: 23-28 82.1% 3,2

Officials: Derek Schulte, Shaun Seales, Henry Howard
Technical fouls: Southeast Mo. St.-RUSSELL, Phillip. Portland-None.

Attendance: 100

2021-22 Men's Basketball. Round: 0. Portland vs Southeast Mo. St., Played at M

Score by periods	1st	2nd	Total
Southeast Mo. St.	30	38	68
Portland	33	41	74

Points	In	Off	2nd	Fast	Bench
SEMO	28	7	18	8	27
UP	24	18	8	15	10



2021-22 SOUTHEAST MISSOURI BASKETBALL NOTES

UT MARTIN // FEB. 24

Game 7

Southeast Missouri 68 Montana State 75

November 28, 2021 • McDermott Center • San Antonio, Texas



SAN ANTONIO, Texas -
Montana State scored 48 second-half points and used

a 25-6 run in a 12-minute stretch to beat Southeast Missouri, 75-68, at the Incarnate Word Thanksgiving Invitational.

SEMO finished the tournament with a 1-2 record.

SEMO led, 31-27, at the intermission before a cold second-half start doomed the Redhawks.

The Redhawks struggled to get into any type of rhythm in a second half that saw a combined 29 personal fouls called.

MSU began the final 20 minutes on a 17-3 run and shot free throws

for the last 13:23 of the contest.

The Bobcats took their largest lead when Tyler Patterson knocked down a 3-pointer to make it a 59-44 game with 7:02 left to play.

The Redhawks managed to get within five when a driving layup by Chris Harris narrowed MSU's lead to 73-68 with 21 seconds to go, but that was as close as they could get.

Russell finished with a 21 points on 6-of-15 field goals and 7-of-8 free throws. He dropped in two 3-pointers, as well.

Harris added 17 points off the bench, while Nana Akenten pulled down 10 rebounds. Eric Reed, Jr., who entered today averaging 17 points a game, had only five in 21 minutes due to his four fouls.

Game 8

Webster 64 Southeast Missouri 76

December 4, 2021 • Show Me Center • Cape Girardeau, Mo.



CAPE GIRARDEAU, Mo. -
Eric Reed, Jr. scored a 26 points to lead Southeast Missouri to a 76-64

win over Webster University.

Reed, Jr. scored 15 of his points and knocked down four of his game-high five 3-pointers in the second half.

SEMO and WU were locked up in a tight game until the Redhawks pulled away for good in the final 5:43.

The Redhawks, who were ahead, 60-54, with 6:28 remaining, quickly extended their lead to 12 on a pair of 3-pointers by Reed, Jr. The second of those two increased SEMO's margin to 66-54 with 5:13 to go.

Another 3-pointer by Reed, Jr. gave SEMO a 14-point lead before Dylan Branson's layup gave the Redhawks their largest advantage (74-58) with 3:22 left to play. SEMO led by double figures for the last 5:13 of the game en route to its first double-digit win of the season.

SEMO and WU battled to six ties and four lead changes in a first half where neither team led by more than seven points.

Reed, Jr. shot 8-of-17 from the field and 5-of-12 from 3-point range. He added 5-of-6 free throws, three rebounds, four assists and a block in his third 20-point effort this year.

Manny Patterson followed with a near double-double 14 points and nine rebounds.

Official Basketball Box Score -- Game Totals -- Final Statistics Southeast Mo. St. vs Montana St. 11-28-21 12 p.m. at McDermott Center -- San Antonio, Texas



Southeast Mo. St. 68 • 3-4,0-0 OVC

#	Player	Total		3-Ptr		Rebounds			PF	TP	A	TO	Blk	Stl	Min
		FG	FGA	FG	FGA	FT	FTA	Off Def Tot							
10	PATTERSON, Manny	r	2-4	0-0	1-2	1	4	5	3	5	0	2	0	0	17
01	RUSSELL, Phillip	g	6-15	2-7	7-8	1	1	2	4	21	3	3	1	1	33
03	REED, JR., Eric	g	2-5	1-4	0-0	0	2	2	4	5	0	1	0	1	22
25	RUSSELL, Nygal	g	2-4	1-3	0-0	0	1	1	3	5	1	3	0	0	22
33	BRANSON, Dylan	g	0-3	0-1	0-0	0	5	5	2	0	1	1	0	1	24
02	THOMPSON, Chase	g	0-2	0-1	0-0	0	1	1	3	0	1	1	1	0	9
05	HARRIS, Chris	g	6-11	1-2	4-4	1	4	5	3	17	3	3	0	2	24
11	NICHOLAS, DQ	g	2-6	1-1	2-2	0	2	2	2	7	2	1	0	2	16
14	JOHNSON, Nate	g	2-3	0-0	1-1	0	1	1	2	5	0	1	0	0	12
21	AKENTEN, Nana	g	1-6	0-3	1-2	2	8	10	3	3	1	0	0	1	21
	Team					3	1	4							
	Totals		23-59	6-22	16-19	8	30	38	29	68	12	17	2	8	200

FG % 1st Half: 11-30 36.7% 2nd half: 12-29 41.4% Game: 23-59 39.0% Deadball Rebounds 2
3FG % 1st Half: 3-11 27.3% 2nd half: 3-11 27.3% Game: 6-22 27.3%
FT % 1st Half: 6-7 85.7% 2nd half: 10-12 83.3% Game: 16-19 84.2%

Montana St. 75 • 4-3,0-0 Big Sky

#	Player	Total		3-Ptr		Rebounds			PF	TP	A	TO	Blk	Stl	Min
		FG	FGA	FG	FGA	FT	FTA	Off Def Tot							
00	Demarcus Sharp	r	3-7	1-3	3-5	0	8	8	2	10	0	3	0	4	36
13	Jubrilé Belo	g	5-8	0-0	7-9	3	3	6	3	17	1	2	5	0	28
01	Isiah Mosley	g	4-12	2-6	4-6	1	3	4	4	14	5	6	0	0	29
05	Donovan Clay	g	4-9	0-1	5-7	1	9	10	3	13	1	1	0	0	32
11	Tyler Patterson	g	4-9	4-9	0-0	2	0	2	1	12	0	0	0	1	34
02	Nick Gazelas	g	0-1	0-1	4-4	0	0	0	1	4	0	0	0	0	7
03	Isaac Haney	g	0-1	0-0	0-0	1	3	4	2	0	0	1	0	1	12
10	Patrick McMahon	g	0-2	0-1	1-2	0	0	0	0	1	1	0	0	1	5
21	RaeQuan Battle	g	0-3	0-2	0-0	0	1	1	0	2	1	0	0	0	7
24	Kellen Tynes	g	2-3	0-0	0-0	0	0	0	2	4	1	2	0	1	10
	Team					2	2	4							
	Totals		22-55	7-23	24-33	10	29	39	18	75	11	17	5	8	200

FG % 1st Half: 11-28 39.3% 2nd half: 11-27 40.7% Game: 22-55 40.0% Deadball Rebounds 2
3FG % 1st Half: 2-11 18.2% 2nd half: 5-12 41.7% Game: 7-23 30.4%
FT % 1st Half: 3-7 42.9% 2nd half: 21-26 80.8% Game: 24-33 72.7%

Officials: Ryan Huber, Jon Stigliano, Doug George
Technical fouls: Southeast Mo. St.-REED, JR., Eric; TEAM 2. Montana St.-Isiah Mosley.

Attendance: 2021-22 Men's Basketball. Round: 0. Montana St. vs Southeast Mo. St.. Played at

Score by periods	1st	2nd	Total
Southeast Mo. St.	31	37	68
Montana St.	27	48	75

Points	In Paint	Off T/O	2nd Chance	Fast Break	Bench
SEMO	24	15	7	19	32
MSU	28	19	15	14	9

Official Basketball Box Score -- Game Totals -- Final Statistics Webster University vs Southeast Missouri 12-04-21 2 p.m. at Show Me Center -- Cape Girardeau, Mo.



Webster University 64 • 1-5

#	Player	Total		3-Ptr		Rebounds			PF	TP	A	TO	Blk	Stl	Min
		FG	FGA	FG	FGA	FT	FTA	Off Def Tot							
22	BECTION, Markus	r	2-6	0-0	2-5	1	2	3	3	6	1	1	0	0	28
34	MOORE, JR., Karl	r	3-4	0-0	3-4	7	5	12	4	9	0	0	0	0	23
03	COLEMAN, Jason	g	0-4	0-2	1-2	0	4	4	5	1	0	5	1	0	22
12	BROWN, JR., Wynne	g	9-21	4-6	4-5	1	3	4	2	26	1	6	0	2	36
14	MOORE, Mark	g	4-11	2-5	2-2	0	3	3	1	12	3	0	0	0	31
01	NUGENT, Javane	g	0-1	0-0	0-0	0	1	1	0	0	0	1	0	0	4
20	HAWKINS, Stephen	g	2-6	0-0	2-2	0	1	1	1	6	0	2	0	0	14
23	WOOLRIDGE, Bryce	g	0-1	0-0	0-2	0	1	1	1	0	3	0	0	0	15
25	WITASCHEK, Jacob	g	0-0	0-0	0-0	0	0	0	0	0	0	0	0	0	10
44	JONES, Nate	g	1-3	0-0	2-2	1	5	6	2	4	2	1	0	2	17
	Team					4	4	8							
	Totals		21-57	6-13	16-24	14	29	43	19	64	10	16	1	4	200

FG % 1st Half: 11-28 39.3% 2nd half: 10-29 34.5% Game: 21-57 36.8% Deadball Rebounds 4
3FG % 1st Half: 2-8 25.0% 2nd half: 4-5 80.0% Game: 6-13 46.2%
FT % 1st Half: 7-12 58.3% 2nd half: 9-12 75.0% Game: 16-24 66.7%

Southeast Missouri 76 • 4-4

#	Player	Total		3-Ptr		Rebounds			PF	TP	A	TO	Blk	Stl	Min
		FG	FGA	FG	FGA	FT	FTA	Off Def Tot							
10	PATTERSON, Manny	r	5-7	0-0	4-6	4	5	9	4	14	1	3	1	2	24
01	RUSSELL, Phillip	g	1-6	0-3	0-0	1	1	2	1	2	4	0	0	0	30
03	REED, JR., Eric	g	8-17	5-12	5-6	0	3	3	1	26	4	1	1	0	32
05	HARRIS, Chris	g	1-9	0-7	0-0	0	5	5	2	2	2	1	2	0	34
25	RUSSELL, Nygal	g	4-8	1-5	2-2	0	7	7	4	11	0	1	1	1	25
02	THOMPSON, Chase	g	0-4	0-2	1-2	2	1	3	0	1	0	0	0	1	6
11	NICHOLAS, DQ	g	4-7	0-2	2-3	1	2	3	4	10	3	1	0	3	25
14	JOHNSON, Nate	g	3-5	0-0	0-1	3	0	3	0	6	0	0	1	0	8
33	BRANSON, Dylan	g	2-4	0-1	0-1	2	2	4	2	4	0	1	1	2	16
	Team					2	0	2							
	Totals		28-67	6-32	14-21	15	26	41	18	76	14	8	7	9	200

FG % 1st Half: 13-33 39.4% 2nd half: 15-34 44.1% Game: 28-67 41.8% Deadball Rebounds 2
3FG % 1st Half: 2-16 12.5% 2nd half: 4-16 25.0% Game: 6-32 18.8%
FT % 1st Half: 6-9 66.7% 2nd half: 8-12 66.7% Game: 14-21 66.7%

Officials: Brett Miles, Rick Shoulders, Boyd Copeland
Technical fouls: Webster University-None. Southeast Missouri-None.
Attendance: 672

Score by periods	1st	2nd	Total
Webster University	31	33	64
Southeast Missouri	34	42	76

Points	In Paint	Off T/O	2nd Chance	Fast Break	Bench
WU	24	12	18	2	10
SEMO	40	23	16	6	21



Game 9

Evansville 73 Southeast Missouri 75

December 8, 2021 • Show Me Center • Cape Girardeau, Mo.



CAPE GIRARDEAU, Mo. - Phillip Russell scored a career-high 24

points and Nygal Russell pulled down a career-best 15 rebounds to lead Southeast Missouri to an exciting 75-73 win over Evansville.

SEMO beat an NCAA Division I opponent at home for the first time this season and did so without its leading scorer in Eric Reed, Jr. who was inactive due to illness.

Neither team led by more than seven points in a game that went wire-to-wire with eight ties and 16 lead changes.

Knotted at 58-58 with nine minutes remaining, SEMO used a 7-0 run to get ahead, 65-58. P. Russell started the surge with a layup and

Nana Akenten followed with a 3-pointer before DQ Nicholas added two free throws.

SEMO again led by seven (67-60) following a layup by Chris Harris, but UE managed to pull to within two when Evan Kuhlman buried a 3-pointer with just over a minute (1:03) to go.

Jawaun Newton kept the Purple Aces within striking distance by knocking down two free throws to make it a 75-73 game with eight seconds on the clock.

P. Russell was later fouled and went to the free throw line for a 1-and-1 with three seconds. P. Russell missed the front end and Shamar Givance pulled down the rebound. Givance then launched a 3-pointer from the right side that went off the rim as time expired.

Game 10

Southeast Missouri 65 Purdue Fort Wayne 78

December 11, 2021 • Memorial Coliseum • Fort Wayne, Ind.



FORT WAYNE, Ind. -

Southeast Missouri saw a two-game road winning streak end with a 78-65 loss to Horizon League member Purdue Fort Wayne at Memorial Coliseum.

SEMO, which never led in the game, had three players with double figures in the scoring column. Phillip Russell scored 17 points, while Eric Reed, Jr. added 14 and Chris Harris chipped in 11.

The Redhawks started slow missing eight of their first 11 field goals and their first five 3-point attempts of the contest.

After Reed, Jr. knocked down SEMO's first 3-pointer to tie things up at 15-15, PFW responded with an

11-0 run to build a 26-15 advantage. The Redhawks went scoreless for a period of five minutes during the Mastodons' surge.

SEMO later trailed, 30-20, when Dylan Branson scored eight points in a quick 1:26 to get the Redhawks within four. Branson buried a pair of 3-pointers and made a layup to make it a 32-28 game with 1:33 remaining in the first half.

Reed, Jr.'s free throw closed PFW's lead to 36-31 early in the second half, but that was as close as SEMO would get the rest of the way.

The Mastodons led by 18 (78-60) when Jarred Godfrey drove the lane for a layup with 1:30 to go.

Official Basketball Box Score -- Game Totals -- Final Statistics Evansville vs Southeast Missouri 12-08-21 6:30 p.m. at Show Me Center -- Cape Girardeau, Mo.

Evansville 73 • 4-8

#	Player	Total	3-Ptr	Rebounds			PF	TP	A	TO	Blk	Stl	Min		
		FG	FGA	FT	FTA	Off								Def	Tot
10	KUHLMAN, Evan	f	1-7	1-6	0-0	1	6	7	3	6	0	2	0	27	
34	SMITH, JR., Antoine		3-5	0-1	0-0	0	2	2	4	6	1	0	0	19	
03	NEWTON, Jawaun	g	6-11	1-5	2-2	1	4	5	3	15	1	1	1	34	
05	GIVANCE, Shamar		4-17	1-6	6-7	2	4	6	2	15	7	2	0	1	34
30	FREDERKING, Noah	g	5-13	3-11	2-3	0	3	3	0	15	0	0	0	1	35
00	BOBE, Gage		0-0	0-0	0-0	0	0	0	0	0	0	0	0	0	+
02	SISLEY, Blake		1-2	1-1	0-0	0	0	0	1	3	0	0	0	1	14
13	BEAUCHAMP, Blaise		4-7	3-6	0-0	0	0	0	1	11	1	1	0	0	17
24	PHILLIPS, Preston		2-2	1-1	0-0	1	4	5	2	5	2	0	0	1	18
31	ENARUNA, Iven		0-1	0-0	0-2	0	0	0	0	0	0	0	0	0	2
	Team					3	0	3							
	Totals		26-65	11-37	10-14	8	23	31	15	73	18	4	4	4	200

FG % 1st Half: 16-34 47.1% 2nd half: 10-31 32.3% Game: 26-65 40.0% Deadball Rebounds: 2
3FG % 1st Half: 5-16 31.3% 2nd half: 6-21 28.6% Game: 11-37 29.7%
FT % 1st Half: 1-4 25.0% 2nd half: 9-10 90.0% Game: 10-14 71.4%

Southeast Missouri 75 • 5-4

#	Player	Total		3-Ptr		Rebounds			PF	TP	A	TO	Blk	Stl	Min
		FG	FGA	FG	FGA	FT	FTA	Off							
10	PATTERSON, Manny	f	1-5	0-0	4-4	2	5	7	1	6	1	3	0	0	18
25	RUSSELL, Nygal	f	2-2	1-1	2-2	0	15	15	3	7	3	2	0	0	35
01	RUSSELL, Phillip	g	10-16	2-4	2-3	0	4	4	1	24	4	2	0	2	35
05	HARRIS, Chris	g	5-10	2-3	0-0	0	1	1	4	12	4	2	0	0	35
11	NICHOLAS, DQ	g	6-8	1-1	4-4	0	0	0	1	17	3	0	0	0	34
02	THOMPSON, Chase		0-2	0-1	0-0	0	1	1	0	0	0	0	1	0	6
21	AKENTEN, Nana		3-9	1-5	0-0	0	4	4	3	7	0	0	0	0	25
33	BRANSON, Dylan		1-2	0-1	0-0	0	2	2	0	2	0	1	0	0	12
Team							2 1 3								
Totals			28-54	7-16	12-13	4	33	37	14	75	15	10	1	2	200

FG % 1st Half: 14-25 56.0% 2nd half: 14-29 48.3% Game: 28-54 51.9% Deadball Rebounds: 0
3FG % 1st Half: 4-8 50.0% 2nd half: 3-8 37.5% Game: 7-16 43.8%
FT % 1st Half: 8-8 100.0 2nd half: 4-5 80.0% Game: 12-13 92.3%

Officials: Tyler Kumpf, Steve Divine, Chase Shaw
Technical fouls: Evansville-None. Southeast Missouri-None.
Attendance: 690

Score by periods	1st	2nd	Total
Evansville	38	35	73
Southeast Missouri	40	35	75

	In	Off	2nd	Fast	Bench
Points	24	2	10	0	19
UE	24	2	10	0	19
SEMO	36	2	5	4	9

Official Basketball Box Score -- Game Totals -- Final Statistics Southeast Mo. St. vs Purdue Fort Wayne 12-11-21 1 p.m. at Memorial Coliseum -- Fort Wayne, Ind.



Southeast Mo. St. 65 • 5-5,0-0 OVC

#	Player	Total		3-Ptr		Rebounds			PF	TP	A	TO	Blk	Stl	Min
		FG-FGA	FG-FGA	FT-FTA	Off	Def	Tot								
10	PATTERSON, Manny	f	2-3	0-0	1-2	1	1	2	1	5	1	3	0	0	13
01	RUSSELL, Phillip	g	5-9	1-3	6-7	0	2	2	3	17	1	1	0	2	30
03	REED, JR., Eric	g	5-10	1-3	3-5	1	1	2	1	14	2	1	0	1	28
05	HARRIS, Chris	g	4-12	1-5	2-2	1	5	6	2	11	3	4	0	1	35
11	NICHOLAS, DQ	g	3-6	0-1	0-0	1	4	5	4	6	2	1	0	0	36
02	THOMPSON, Chase		0-0	0-0	0-0	0	0	0	0	0	0	0	0	0	2
14	JOHNSON, Nate		2-2	0-0	0-2	0	1	1	3	4	0	1	0	1	14
21	AKENTEN, Nana		0-6	0-4	0-0	1	1	2	3	0	0	0	1	1	15
33	BRANSON, Dylan		3-6	2-4	0-0	0	4	4	3	8	1	1	0	0	27
Team						0	1	1							
Totals			24-54	5-20	12-18	5	20	25	20	65	10	12	1	6	200

FG % 1st Half: 12-32 37.5% 2nd half: 12-22 54.5% Game: 24-54 44.4% Deadball Rebounds: 6
3FG % 1st Half: 3-14 21.4% 2nd half: 2-6 33.3% Game: 5-20 25.0%
FT % 1st Half: 3-3 100.0 2nd half: 9-15 60.0% Game: 12-18 66.7%

Purdue Fort Wayne 78 • 5-5,1-1 Horizon

#	Player	Total		3-Ptr		Rebounds			PF	TP	A	TO	Blk	Stl	Min
		FG	FGA	FG	FGA	FT	FTA	Off Def Tot							
00	Bobby Planutis	f	3-5	2-4	0-0	1	2	3	0	8	2	0	0	0	26
03	Ra Kpedi	f	2-2	0-0	4-6	2	3	5	3	8	0	1	0	0	23
01	Jarred Godfrey	g	6-11	2-5	2-3	0	2	2	4	16	4	3	0	1	29
02	Damian Chong Qui	g	1-6	1-2	0-0	0	3	3	1	3	3	2	0	0	33
50	Jalon Pipkins	g	10-14	2-4	2-3	0	3	3	1	24	1	5	0	1	34
04	Jarvis Walker		0-2	0-1	0-0	0	1	1	1	0	1	1	0	0	10
05	Johnathan DeJurnett		2-2	0-0	3-3	1	1	2	4	7	0	1	0	0	6
10	JoJo Peterson		1-2	0-1	2-2	0	0	0	0	4	0	1	0	0	5
15	Deonte Billups		2-5	2-4	2-2	0	4	4	1	8	2	1	2	1	23
23	RJ Ogom		0-0	0-0	0-0	0	1	1	0	0	0	0	0	0	3
34	Cameron Benford		0-0	0-0	0-0	0	1	1	4	0	0	1	0	0	8
Team						0 4 4									
Totals			27-49	9-21	15-19	4	25	29	19	78	13	16	2	3	200

FG % 1st Half: 13-25 52.0% 2nd half: 14-24 58.3% Game: 27-49 55.1% Deadball Rebounds: 2
3FG % 1st Half: 6-15 40.0% 2nd half: 3-6 50.0% Game: 9-21 42.9%
FT % 1st Half: 4-5 80.0% 2nd half: 11-14 78.6% Game: 15-19 78.9%

Officials: Jon Campbell, Chad Barlow, Edwin Young
Technical fouls: Southeast Mo. St.-REED, JR., Eric. Purdue Fort Wayne-None.
Attendance: 1073
2021-22 Men's Basketball. Round: 0. Purdue Fort Wayne vs Southeast Mo. St., PI

Score by periods	1st	2nd	Total
Southeast Mo. St.	30	35	65
Purdue Fort Wayne	36	42	78

	In	Off	2nd	Fast	Bench
Points	36	13	5	10	12
SEMO	36	13	5	10	12
Pur-FW	28	16	9	5	19



2021-22 SOUTHEAST MISSOURI BASKETBALL NOTES

UT MARTIN // FEB. 24

Game 11

Southeast Missouri 55 Southern Illinois 80

December 15, 2021 • Banterra Center • Carbondale, Ill.



CARBONDALE, Ill. - Southeast Missouri scored a season-low 55 points in an 80-55 loss to longtime

rival Southern Illinois during the 119th all-time meeting between the schools.

SEMO fell to its sixth loss against a SIU team which shot 58.7 percent (27-of-46) from the field and buried 12 three-pointers for the night.

The Redhawks started strong scoring six of the game's first eight points and led 6-2 after Chris Harris drove the lane for a layup with 17:15 left in the opening half.

The Salukis, after making seven of their first nine field goals, stayed hot throughout the half shooting

54.5 percent (12-of-22) en route to its 29-23 halftime advantage.

SIU capitalized on a stretch where SEMO missed eight of nine shots. As a result, the Salukis used an 8-0 run to build a 24-13 lead, its biggest of the first half. Nate Johnson's turnaround jumper ended the Redhawks cold spell at the 5:56 mark.

The Salukis didn't let up in the second half and shot even better at a 64 percent clip. SIU made 16-of-25 field goals and drained 10 of its 3-pointers in the final 20 minutes.

Harris led three Redhawks in double figures with 12 points, while Russell and Reed, Jr. finished with 10 apiece.

Game 12

Southeast Missouri 77 Pepperdine 83

December 18, 2021 • Firestone Fieldhouse • Malibu, Calif.



MALIBU, Calif. -

Phillip Russell scored a career-high 25 points and Nygal Russell added a double-double 15 points and 10 rebounds as Southeast Missouri came up short in an 83-77 loss to Pepperdine at Firestone Fieldhouse.

P. Russell, who scored 20 of his points in the second half alone, finished with over 20 points for the third time this season. N. Russell turned in his team-best second double-double of the 2021-22 campaign.

Down 35-30 at halftime, SEMO scored on its first seven possessions of the second half and used a 16-2 run to build a 46-37 lead, its largest of the night.

Dylan Branson made the first of

his two second-half threes to begin the ferocious surge. Sam Thompson added four points and P. Russell scored five to also help key the surge that ended on Russell's own jumper with 16:33 remaining.

After SEMO led, 52-47, following a 3-pointer by N. Russell, the Waves responded with a 19-2 run that proved to be the difference in the end.

In the final 1:09 of the contest, SEMO was within two possessions a total of seven times, but couldn't catch PU.

As a team, SEMO shot 52.6 percent (30-of-57) from the field for the game and a blazing 60 percent (18-of-30) in the final 20 minutes.

Official Basketball Box Score -- Game Totals -- Final Statistics Southeast Mo. St. vs Southern Ill. 12-15-21 7 p.m. at Banterra Center -- Carbondale, Ill.



Southeast Mo. St. 55 • 5-6,0-0 OVC

#	Player	Total		3-Ptr		Rebounds			PF	TP	A	TO	Blk	Stl	Min
		FG	FGA	FG	FGA	Off	Def	Tot							
10	PATTERSON, Manny	r	1-5	0-0	0-0	2	2	4	3	2	0	1	0	1	13
01	RUSSELL, Phillip	g	4-12	2-8	0-0	2	1	3	1	10	3	5	0	0	33
03	REED, JR., Eric	g	4-14	2-6	0-0	0	2	2	1	10	0	1	0	2	36
05	HARRIS, Chris	g	5-10	1-3	1-1	0	0	0	0	12	0	1	0	2	27
25	RUSSELL, Nygal	g	3-7	2-3	0-0	4	3	7	2	8	3	1	1	1	30
02	THOMPSON, Chase	g	0-1	0-0	0-0	0	0	0	0	0	0	0	0	0	5
11	NICHOLAS, DQ	g	2-4	0-1	1-2	0	0	0	1	5	0	0	0	0	11
14	JOHNSON, Nate	g	1-1	0-0	0-0	0	1	1	2	2	1	3	0	0	11
21	AKENTEN, Nana	g	1-4	1-3	1-1	1	3	4	2	4	0	0	1	1	17
33	BRANSON, Dylan	g	1-1	0-0	0-0	1	3	4	1	2	2	1	1	0	17
Team						1	0	1			1				
Totals			22-59	8-24	3-4	11	15	26	13	55	9	14	3	7	200

FG % 1st Half: 9-28 32.1% 2nd half: 13-31 41.9% Game: 22-59 37.3%
3FG % 1st Half: 3-10 30.0% 2nd half: 5-14 35.7% Game: 8-24 33.3%
FT % 1st Half: 2-3 66.7% 2nd half: 1-1 100.0% Game: 3-4 75.0%

Deadball
Rebounds
0,1

Southern Ill. 80 • 6-4,1-0 MVC

#	Player	Total		3-Ptr		Rebounds			PF	TP	A	TO	Blk	Stl	Min
		FG	FGA	FG	FGA	Off	Def	Tot							
01	Marcus Domask	r	5-10	2-4	4-4	2	5	7	0	16	8	3	1	3	38
11	J.D. Mulia	c	1-2	0-0	0-0	0	0	0	0	2	0	0	0	1	7
05	Lance Jones	g	3-8	2-6	0-0	0	4	4	3	8	4	1	0	2	20
22	Steven Verplancken	g	6-7	5-6	0-0	1	5	6	1	17	1	1	0	1	33
25	Ben Coupet Jr.	g	5-9	1-2	4-4	0	1	1	1	15	1	3	1	0	33
03	Dalton Banks	g	3-3	1-1	0-0	0	5	5	1	7	3	1	0	1	29
10	Ben Harvey	g	1-2	1-1	0-0	0	0	0	0	3	0	0	1	0	13
04	Kyler Filewich	g	4-5	0-0	4-6	0	5	5	1	12	2	2	0	1	18
23	Troy D'Amico	g	0-1	0-0	0-0	0	0	0	2	0	0	1	0	0	9
Team						0	2	2			1				
Totals			28-47	12-20	12-14	3	27	30	9	80	19	13	3	9	200

FG % 1st Half: 12-22 54.5% 2nd half: 16-25 64.0% Game: 28-47 59.6%
3FG % 1st Half: 2-6 33.3% 2nd half: 10-14 71.4% Game: 12-20 60.0%
FT % 1st Half: 3-4 75.0% 2nd half: 9-10 90.0% Game: 12-14 85.7%

Deadball
Rebounds
2

Officials: Jeb Hartness, Antonio Petty, Rick Crawford
Technical fouls: Southeast Mo. St.-None. Southern Ill.-None.
Attendance: 4030
2021-22 Men's Basketball. Round: 0. Southeast Mo. St. vs Southern Ill.. Played

Score by periods	1st	2nd	Total
Southeast Mo. St.	23	32	55
Southern Ill.	29	51	80

	In	Off	2nd	Fast
Points SEMO	18	7	11	4
SIU	32	13	6	9
Bench				22

Official Basketball Box Score -- Game Totals -- Final Statistics Southeast Mo. St. vs Pepperdine 12-18-21 5 p.m. at Firestone Fieldhouse -- Malibu, Calif.



Southeast Mo. St. 77 • 5-7,0-0 OVC

#	Player	Total		3-Ptr		Rebounds			PF	TP	A	TO	Blk	Stl	Min
		FG	FGA	FG	FGA	Off	Def	Tot							
10	PATTERSON, Manny	r	0-1	0-0	0-0	1	0	1	1	0	0	0	0	0	3
01	RUSSELL, Phillip	g	9-14	4-6	3-5	1	0	1	4	25	1	5	0	4	35
03	REED, JR., Eric	g	3-10	0-5	0-0	0	1	1	4	6	1	6	0	0	26
25	RUSSELL, Nygal	g	5-9	3-6	2-2	0	10	10	3	15	4	3	0	2	34
33	BRANSON, Dylan	g	2-4	2-3	0-0	0	5	5	4	6	5	3	0	0	30
02	THOMPSON, Chase	g	0-0	0-0	0-0	0	0	0	0	0	0	0	0	1	2
05	HARRIS, Chris	g	3-7	1-4	1-2	0	1	1	0	8	6	2	0	0	22
14	JOHNSON, Nate	g	2-3	0-0	0-0	1	1	2	1	4	0	0	0	0	12
20	THOMPSON, Sam	g	6-7	0-0	1-1	1	2	3	1	13	0	0	0	0	23
21	AKENTEN, Nana	g	0-2	0-2	0-0	0	4	4	1	0	0	2	0	0	13
Team						1	0	1							
Totals			30-57	10-26	7-10	5	24	29	19	77	17	21	0	7	200

FG % 1st Half: 12-27 44.4% 2nd half: 18-30 60.0% Game: 30-57 52.6%
3FG % 1st Half: 2-9 22.2% 2nd half: 8-17 47.1% Game: 10-26 38.5%
FT % 1st Half: 4-5 80.0% 2nd half: 3-5 60.0% Game: 7-10 70.0%

Deadball
Rebounds
1

Pepperdine 83 • 5-8,0-0 WCC

#	Player	Total		3-Ptr		Rebounds			PF	TP	A	TO	Blk	Stl	Min
		FG	FGA	FG	FGA	Off	Def	Tot							
03	Keith Fisher III	r	3-10	0-3	1-2	4	9	13	2	7	1	3	0	0	33
31	Jan Zidek	r	5-11	1-3	4-5	2	2	4	1	15	0	0	0	1	20
00	Houston Mallette	g	4-13	2-8	0-0	0	2	2	1	10	0	0	0	0	27
01	Mike Mitchell Jr.	g	3-8	3-5	2-2	0	2	2	1	11	6	2	0	3	29
05	Jade Smith	g	6-7	0-0	0-0	2	4	6	4	12	5	2	0	1	29
02	Darryl Polk Jr.	g	3-4	2-2	5-6	0	2	2	0	13	4	2	0	2	27
12	Kendall Munson	g	1-2	0-0	2-2	1	1	2	0	4	1	1	0	0	8
22	Majok Deng	g	0-1	0-1	0-0	0	0	0	0	0	0	0	0	0	1
24	Maxwell Lewis	g	2-6	0-1	0-0	0	0	0	2	4	0	3	0	1	7
34	Victor Ohia Obioha	g	2-3	0-0	3-4	4	1	5	2	7	2	2	1	0	19
Team						2	1	3			1				
Totals			29-65	8-23	17-21	15	24	39	13	83	19	16	1	8	200

FG % 1st Half: 15-38 39.5% 2nd half: 14-27 51.9% Game: 29-65 44.6%
3FG % 1st Half: 3-12 25.0% 2nd half: 5-11 45.5% Game: 8-23 34.8%
FT % 1st Half: 2-2 100.0% 2nd half: 15-19 78.9% Game: 17-21 81.0%

Deadball
Rebounds
1

Officials: Kurt Walker, Deron White, Frank Harvey III
Technical fouls: Southeast Mo. St.-None. Pepperdine-None.
Attendance: 437
2021-22 Men's Basketball. Round: 0. Pepperdine vs Southeast Mo. St.. Played at

Score by periods	1st	2nd	Total
Southeast Mo. St.	30	47	77
Pepperdine	35	48	83

	In	Off	2nd	Fast
Points SEMO	30	36	27	19
PEP	36	27	19	12
Bench				28

2021-22 SOUTHEAST MISSOURI BASKETBALL NOTES

UT MARTIN // FEB. 24



Game
13

Southeast Missouri 68 California Baptist 84

December 21, 2021 • CBU Events Center • Riverside, Calif.

CBU

RIVERSIDE, Calif. -

Ty Rowell dropped in 24 points to lead California Baptist

to an 84-68 win over Southeast Missouri at the CBU Events Center.

SEMO was led by reigning Ohio Valley Conference Freshman of the Week Phillip Russell's 17 points.

The Redhawks led for 6:39 of the game and that was it. During that time, SEMO was ahead by five points on three occasions early in the first half.

Russell made a 3-pointer to put the Redhawks up, 11-6, before Nate Johnson scored on a hook shot and Eric Reed, Jr. gave SEMO a 15-10 cushion on a jumper with 13:46 remaining.

After Russell scored to give SEMO a 20-18 edge, the Redhawks fell into a cold spell. As a result, the Redhawks missed 10 of 11 field goals and went scoreless for 3:43.

Meanwhile, CBU capitalized with a 13-0 run to take a 31-20 lead.

Powell, who went over 1,000 points in his CBU career, stuck a 3-pointer to finish off the jaunt with 5:37 to go.

CBU later widened its lead to 12 twice in the final four minutes of the first half before taking a 43-34 advantage at the break.

The Lancers started the second half with a 10-4 surge to quickly push their lead to 15 (53-38).

SEMO managed to get within eight but that was the last time the Lancer lead dipped below double figures.

Game
14

Southeast Missouri 81 Murray State 106

December 30, 2021 • CFSB Center • Murray, Ky.



MURRAY, Ky. -

Justice Hill scored 26 points and KJ Williams added a double-double 21

points and 11 rebounds to lead Murray State a 106-81 win over Southeast Missouri in the Ohio Valley Conference opener for both teams.

MSU scored over 100 points in a game for the third time and pushed its home record to 7-0 this season.

The Racers, who led the entire game, rallied behind Hill's hot hand to seize the momentum early.

Hill nailed his first four 3-pointers of the game and scored 12 points in the opening 4:34 of play to help the Racers grab a 15-6 advantage.

After Eric Reed, Jr. drove the lane for a layup, Phillip Russell buried a 3-pointer to get SEMO within four (15-11) with 14:49 remaining in the first half.

The Redhawks twice cut MSU's lead to six on a 3-pointer by Chris Harris (30-24) and layup by Sam Thompson (32-26) before the Racers widened their lead to double-digits on a 3-pointer by Tevin Brown that made it a 37-26 ballgame at the 8:37 mark.

MSU then used a 7-0 run in a quick 53 seconds to run its lead to 19 as the Racers headed into the

MSU picked up where it left off in the second half going on an 11-0 run to take a 74-45 lead. SEMO didn't cut the Racers lead to under 20 points the rest of the way.

Official Basketball Box Score -- Game Totals -- Final Statistics Southeast Mo. St. vs California Baptist 12-21-21 7 p.m. at CBU Events Center -- Riverside, Calif.



Southeast Mo. St. 68 • 5-8,0-0 OVC

#	Player	Total		3-Ptr		Rebounds			PF	TP	A	TO	Blk	Stl	Min
		FG	FGA	FG	FGA	FT	FTA	Off							
20	THOMPSON, Sam	2-6	0-0	2-4	2-4	2	4	6	2	6	0	0	0	2	21
01	RUSSELL, Phillip	6-13	3-8	2-6	3	2	5	2	17	1	2	0	1	34	34
03	REED, JR., Eric	4-14	1-8	2-2	0	4	4	3	11	3	2	0	1	36	36
25	RUSSELL, Nygal	3-9	1-5	1-2	2	5	7	3	8	1	1	1	0	35	35
33	BRANSON, Dylan	0-1	0-0	0-0	0	3	3	5	0	2	2	0	0	1	26
05	HARRIS, Chris	4-9	2-4	6-8	0	4	4	0	16	3	0	0	0	21	21
10	PATTERSON, Manny	1-2	0-0	0-0	1	3	4	2	2	0	0	0	1	9	9
14	JOHNSON, Nate	2-4	0-0	4-5	0	1	1	1	8	0	1	0	0	9	9
21	AKENTEN, Nana	0-6	0-4	0-0	1	0	1	1	0	1	0	0	0	9	9
Team															
Totals		22-64	7-29	17-27	9	26	35	19	68	11	8	1	6	200	200

FG % 1st Half: 13-37 35.1% 2nd half: 9-27 33.3% Game: 22-64 34.4%
3FG % 1st Half: 4-15 26.7% 2nd half: 3-14 21.4% Game: 7-29 24.1%
FT % 1st Half: 4-7 57.1% 2nd half: 13-20 65.0% Game: 17-27 63.0%

California Baptist 84 • 9-3,0-0 WAC

#	Player	Total		3-Ptr		Rebounds			PF	TP	A	TO	Blk	Stl	Min
		FG	FGA	FG	FGA	FT	FTA	Off							
30	Daniel Akin	7-10	0-0	3-5	2	12	14	4	17	2	3	2	0	32	32
01	Taran Armstrong	0-1	0-1	0-0	0	1	1	1	0	4	2	0	1	10	10
05	Reed Nottage	5-11	2-8	1-2	0	3	3	5	13	5	2	0	2	38	38
13	Chance Hunter	4-8	2-5	5-9	2	6	8	2	15	0	2	2	0	27	27
25	Ty Rowell	8-13	6-9	2-2	0	4	4	3	24	6	3	0	0	37	37
00	Tyree Campbell	0-0	0-0	0-0	0	0	0	0	0	0	0	0	0	1	1
02	Freddie Dybala	0-0	0-0	0-0	0	1	1	0	0	0	1	0	0	2	2
04	Elijah Thomas	2-4	1-2	1-2	2	2	4	4	6	2	0	0	0	24	24
11	Tre Armstrong	4-13	1-8	0-0	1	6	7	0	9	2	0	0	1	31	31
21	Malik Wade	0-0	0-0	0-0	0	1	1	2	0	1	0	0	0	5	5
32	Juhlawnei Stone	0-2	0-0	0-0	0	0	0	0	0	0	0	1	0	3	3
Team															
Totals		30-62	12-33	12-20	8	37	45	21	84	22	13	5	4	200	200

FG % 1st Half: 15-33 45.5% 2nd half: 15-29 51.7% Game: 30-62 48.4%
3FG % 1st Half: 7-16 43.8% 2nd half: 5-17 29.4% Game: 12-33 36.4%
FT % 1st Half: 6-9 66.7% 2nd half: 6-11 54.5% Game: 12-20 60.0%

Officials: Coban Lopez, Rick Batsell, John Paul Guerrero
Technical fouls: Southeast Mo. St.-None. California Baptist-Taran Armstrong.
Attendance: 2220
2021-22 Men's Basketball. Round: 0. California Baptist vs Southeast Mo. St.. P

Score by periods	1st	2nd	Total
Southeast Mo. St.	34	34	68
California Baptist	43	41	84

Points	In	Off	2nd	Fast	Bench
SEMO	26	13	3	12	26
CBU	30	10	11	5	15

Official Basketball Box Score -- Game Totals -- Final Statistics Southeast Mo. St. vs Murray St. 12-30-21 7 p.m. at CFSB Center -- Murray, Ky.



Southeast Mo. St. 81 • 5-9,0-1 OVC

#	Player	Total		3-Ptr		Rebounds			PF	TP	A	TO	Blk	Stl	Min
		FG	FGA	FG	FGA	FT	FTA	Off							
20	THOMPSON, Sam	2-3	0-0	0-0	1	1	2	2	4	0	0	1	0	24	24
01	RUSSELL, Phillip	3-14	1-8	8-8	2	1	3	2	15	6	4	0	1	34	34
03	REED, JR., Eric	8-14	4-9	0-0	2	1	2	1	20	0	3	0	0	33	33
25	RUSSELL, Nygal	1-8	1-4	2-3	1	2	3	2	5	4	1	1	0	21	21
33	BRANSON, Dylan	2-4	1-3	2-2	1	5	6	2	7	1	3	0	1	20	20
05	HARRIS, Chris	4-8	3-5	4-4	0	4	4	1	15	3	2	0	1	27	27
10	PATTERSON, Manny	1-2	0-0	2-2	0	0	0	4	4	0	1	0	0	10	10
13	LONG, Parker	1-3	1-2	0-0	1	1	2	1	3	0	0	0	1	13	13
14	JOHNSON, Nate	2-2	0-0	1-2	0	0	0	3	5	0	0	0	0	7	7
21	AKENTEN, Nana	1-7	1-4	0-0	4	2	6	1	3	1	1	0	0	11	11
Team															
Totals		25-65	12-35	19-23	13	21	34	19	81	15	15	2	4	200	200

FG % 1st Half: 13-29 44.8% 2nd half: 12-36 33.3% Game: 25-65 38.5%
3FG % 1st Half: 6-14 42.9% 2nd half: 6-21 28.6% Game: 12-35 34.3%
FT % 1st Half: 8-9 88.9% 2nd half: 11-14 78.6% Game: 19-23 82.6%

Murray St. 106 • 11-2,1-0 OVC

#	Player	Total		3-Ptr		Rebounds			PF	TP	A	TO	Blk	Stl	Min
		FG	FGA	FG	FGA	FT	FTA	Off							
00	Demarcus Sharp	8-14	2-3	3-4	3	8	11	1	21	1	1	1	1	26	26
55	DJ Burns	3-4	0-0	3-4	4	6	10	1	9	1	2	1	0	20	20
10	Tevin Brown	4-13	3-8	6-7	0	2	2	2	17	5	3	1	4	31	31
13	Carter Collins	0-1	0-0	1-2	0	2	2	1	1	1	0	0	1	24	24
14	Justice Hill	9-15	6-10	2-2	0	1	1	3	26	5	1	0	1	29	29
02	Isiah Mosley	2-4	0-1	1-1	0	1	1	4	5	0	2	0	0	14	14
01	Trae Hannibal	6-8	0-0	3-4	1	1	2	2	15	2	3	0	1	17	17
04	Ja'Monta Black	0-0	0-0	1-2	0	0	0	0	1	0	0	0	0	2	2
25	Lu'cye Patterson	0-1	0-1	0-0	0	0	0	1	0	0	0	0	0	2	2
32	Jordan Skipper-Brown	3-3	0-0	2-2	1	6	7	3	8	1	1	1	1	20	20
31	Nicholas McMullen	1-1	0-0	1-2	0	2	2	1	3	0	1	1	0	13	13
33	Dawson Carper	0-0	0-0	0-0	0	0	0	0	0	0	0	0	0	2	2
Team															
Totals		36-64	11-23	23-30	10	30	40	19	106	16	14	5	9	200	200

FG % 1st Half: 19-32 59.4% 2nd half: 17-32 53.1% Game: 36-64 56.3%
3FG % 1st Half: 8-13 61.5% 2nd half: 3-10 30.0% Game: 11-23 47.8%
FT % 1st Half: 13-16 81.3% 2nd half: 10-14 71.4% Game: 23-30 76.7%

Officials: Kelly Davis, Andrew Walton, John St. Clair
Technical fouls: Southeast Mo. St.-RUSSELL, Nygal. Murray St.-Jordan Skipper-Brown.

Attendance: 3630
2021-22 Men's Basketball. Round: 0. Murray St. vs Southeast Mo. St.. Played at

Score by periods	1st	2nd	Total
Southeast Mo. St.	40	41	81
Murray St.	59	47	106

Points	In	Off	2nd	Fast	Bench
SEMO	22	19	10	14	30
MSU	46	25	12	24	32

OVC CHAMPIONS | 2000 NCAA TOURNAMENT | 2000



2021-22 SOUTHEAST MISSOURI BASKETBALL NOTES

UT MARTIN // FEB. 24

Game
15

Austin Peay 79 Southeast Missouri 98

January 1, 2022 • Show Me Center • Cape Girardeau, Mo.



CAPE GIRARDEAU, Mo. -

Eric Reed, Jr. dropped in a career-high 34 points and

Southeast Missouri knocked down 17 three-pointers in a dominating 98-79 win over Austin Peay at the Show Me Center.

SEMO picked up its first Ohio Valley Conference win of the season in a matchup where it never trailed for 40 minutes.

The Redhawks stormed out of the gate and built a 17-3 lead in the first 5:29 of the contest.

SEMO scored the first eight points of the game with six coming from a 3-pointer on back-to-back possessions by Phillip Russell. Reed,

Jr. later capped the surge with a 3-pointer of his own giving SEMO its 14-point advantage with 14:31 remaining in the first half.

The Redhawks increased their lead to 34-17 when Dylan Branson split a pair of free throws at the 5:29 mark before APSU narrowed SEMO's margin to 42-31 at the intermission.

SEMO outscored the Governors, 24-3, from 3-point range and shot 57.9 percent (11-of-19) from the field in their ferocious opening stanza. Reed, Jr. knocked down four of SEMO's eight 3-pointers and scored 17 of his points in the first 20 minutes of play.

SEMO's lead didn't dip below double-digits for the final 11:25 of the game.

Game
16

Southeast Missouri 62 Belmont 102

January 6, 2022 • Curb Event Center • Nashville, Tenn.



NASHVILLE, Tenn. -

Eric Reed, Jr. scored 22 point, Nana Akenten

added 16 off the bench and Sam Thompson pitched in 10 as Southeast Missouri fell to Ohio Valley Conference preseason favorite Belmont 102-62.

Five days after dropping a career-best 34 points vs. Austin Peay, Reed, Jr. gave SEMO a nice start. Reed, Jr. made his first four 3-pointers and ended up with six to go along with all of his points in the first half.

But, the rest of his teammates accounted for a combined 11 points and that wasn't enough to keep the Redhawks in the game.

After DQ Nicholas made a layup to put SEMO ahead, 23-21, BU immediately seized control and never let up.

The Bruins responded with a 16-0 run while the Redhawks missed six-straight field goals until Nicholas' jumper with a little under seven minutes left.

BU went on to outscore SEMO, 29-5, in a nine-minute stretch and, as a result, ran their lead to 57-33 at the intermission.

The Bruins kept the pedal down in the second half and led by as many as 46 before putting their 11th win on ice.

Official Basketball Box Score -- Game Totals -- Final Statistics Austin Peay vs Southeast Missouri 01-01-22 4:35 p.m. at Show Me Center -- Cape Girardeau, Mo.



Austin Peay 79 • 4-8, 0-2 OVC

		Total	3-Ptr		Rebounds				PF	TP	A	TO	Blk	Stl	Min
#	Player	FG-FGA	FG-FGA	FT-FTA	Off	Def	Tot								
03	STONE-CARRAWELL, C.	8-15	1-5	1-4	1	3	4	3	18	2	2	0	3	31	
24	COPELAND, Cameron	4-7	1-3	2-4	1	2	3	0	11	2	3	0	2	24	
04	HUTCHINS-EVERETT, E	2-8	0-2	4-7	3	6	9	2	8	3	2	1	1	24	
1	PAEZ, Carlos	3-6	0-2	4-4	0	1	1	4	10	4	0	0	0	19	
55	SILVER, Tariq	3-8	2-6	3-4	0	1	1	5	11	2	2	0	1	26	
00	WALKER, Elton	3-6	0-0	1-2	3	0	3	3	7	0	0	0	3	19	
02	SCOTT, Noel	1-2	0-0	0-2	2	1	3	2	2	1	2	0	1	10	
10	CALDERON, Drew	1-4	1-3	2-3	0	2	2	2	5	1	0	0	0	16	
05	WARE, Jalen	0-0	0-0	0-0	0	0	0	0	0	0	0	0	0	3	
14	PEAVY, DJ	0-2	0-0	3-5	1	2	3	2	3	0	0	0	0	13	
22	WOODARD, Alec	1-3	0-0	2-3	1	1	2	2	4	0	0	0	0	15	
Team					2	1	3								
Totals		26-61	5-21	22-38	14	20	34	25	79	15	12	1	11	200	
FG % 1st Half: 11-33 33.3% 2nd half: 15-28 53.6% Game: 26-61 42.6%															
3FG % 1st Half: 1-10 10.0% 2nd half: 4-11 36.4% Game: 5-21 23.8%															
FT % 1st Half: 8-14 57.1% 2nd half: 14-24 58.3% Game: 22-38 57.9%															
													Deadball Rebounds 10		

FG % 1st Half: 11-33 33.3% 2nd half: 15-28 53.6% Game: 26-61 42.6% Deadball Rebounds 10
3FG % 1st Half: 1-10 10.0% 2nd half: 4-11 36.4% Game: 5-21 23.8%
FT % 1st Half: 8-14 57.1% 2nd half: 14-24 58.3% Game: 22-38 57.9%

Southeast Missouri 98 • 6-9, 1-1 OVC

#	Player	Total		3-Ptr		Rebounds		PF	TP	A	TO	Blk	Stl	Min
		FG-FGA	FG-FGA	FT-FTA	FT-FTA	Off	Def							
20	THOMPSON, Sam	3-4	0-0	1-2	2	4	6	4	7	0	6	1	0	29
33	BRANSON, Dylan	0-1	0-0	4-6	1	3	4	4	4	6	1	1	0	25
01	RUSSELL, Phillip	5-9	5-7	5-6	0	0	0	5	20	2	3	0	1	27
04	REED, JR., Eric	9-16	7-11	9-10	0	8	8	3	34	5	2	0	1	39
25	RUSSELL, Nygal	4-8	1-2	0-0	1	3	4	4	9	2	2	0	0	24
05	HARRIS, Chris	0-1	0-1	0-0	0	2	2	0	0	1	2	0	0	9
10	PATTERSON, Manny	0-0	0-0	1-2	0	0	0	4	1	0	2	2	0	8
11	NICHOLAS, DQ	2-5	1-2	9-10	0	3	3	2	14	3	1	0	1	22
13	LONG, Parker	1-1	1-1	0-0	0	0	0	1	3	0	0	0	0	9
21	AKENTEN, Nana	2-4	2-4	0-0	0	2	2	1	6	0	0	1	0	8
Team					2	2	4							
Totals		26-49	17-28	29-36	6	27	33	28	98	19	19	5	3	200

FG % 1st Half: 11-19 57.9% 2nd half: 15-30 50.0% Game: 26-49 53.1% Deadball Rebounds 4
3FG % 1st Half: 8-13 61.5% 2nd half: 9-15 60.0% Game: 17-28 60.7%
FT % 1st Half: 12-16 75.0% 2nd half: 17-20 85.0% Game: 29-36 80.6%

Officials: Greg Rennegarbe, John Dillon, Alex Manuel
Technical fouls: Austin Peay-SILVER, Tariq; STONE-CARRAWELL, C.; SCOTT, Noel. Southeast Missouri-None.
Attendance: 580

Score by periods	1st	2nd	Total
Austin Peay	31	48	79
Southeast Missouri	42	56	98

	In	Off	2nd	Fast	Bench
Points	Paint	Paint	Chance	Break	
APSU	30	17	14	6	21
SEMO	14	14	6	2	24

Official Basketball Box Score -- Game Totals -- Final Statistics Southeast Mo. St. vs Belmont 01-06-22 7:30 pm at Curb Event Center -- Nashville, Tenn.



Southeast Mo. St. 62 • 6-10, 1-2 OVC

#	Player	Total		3-Ptr		Rebounds		PF	TP	A	TO	Blk	Stl	Min
		FG-FGA	FG-FGA	FT-FTA	FT-FTA	Off	Def							
20	THOMPSON, Sam	5-8	0-0	0-0	2	2	4	3	10	0	2	1	0	20
01	RUSSELL, Phillip	0-8	0-5	0-0	0	2	2	0	0	1	0	0	1	19
04	REED, JR., Eric	6-11	6-7	4-4	2	1	3	1	22	0	3	1	0	31
25	RUSSELL, Nygal	1-5	1-5	0-0	2	3	5	1	3	3	1	0	0	17
33	BRANSON, Dylan	0-1	0-1	0-0	1	2	3	0	0	2	2	0	0	14
02	THOMPSON, Chase	0-2	0-1	0-0	0	0	0	0	0	1	0	0	0	7
05	HARRIS, Chris	0-8	0-4	0-0	1	0	1	0	0	0	2	0	1	18
10	PATTERSON, Manny	2-4	0-0	0-0	0	1	1	1	4	1	1	1	0	13
11	NICHOLAS, DQ	2-5	0-0	0-0	1	2	3	2	4	3	2	0	1	21
13	LONG, Parker	0-2	0-1	0-1	0	1	1	0	0	4	1	0	0	17
21	AKENTEN, Nana	6-8	5-7	2-3	0	3	3	2	19	0	1	1	1	23
Team					2	1	3							
Totals		22-62	12-31	6-8	11	18	29	10	62	15	15	4	4	200

FG % 1st Half: 11-28 39.3% 2nd half: 11-34 32.4% Game: 22-62 35.5% Deadball Rebounds 1
3FG % 1st Half: 7-17 41.2% 2nd half: 5-14 35.7% Game: 12-31 38.7%
FT % 1st Half: 4-4 100.0 2nd half: 2-4 50.0% Game: 6-8 75.0%

Belmont 102 • 11-3, 1-0 OVC

#	Player	Total		3-Ptr		Rebounds		PF	TP	A	TO	Blk	Stl	Min
		FG-FGA	FG-FGA	FT-FTA	FT-FTA	Off	Def							
33	Nick Muszynski	7-12	1-2	2-2	1	2	3	1	17	3	1	2	0	19
02	Grayson Murphy	6-7	0-0	1-1	1	6	7	0	13	4	1	2	0	24
03	Luke Smith	2-4	1-2	0-0	1	3	4	0	5	0	0	0	1	15
04	Will Richard	5-8	2-4	5-6	2	2	4	0	17	3	1	0	3	24
22	Ben Sheppard	6-10	2-6	2-2	0	4	4	3	16	3	1	0	0	21
00	Even Brauns	3-5	0-1	0-0	0	3	3	0	6	0	0	1	0	15
05	EJ Bellinger	5-9	0-2	0-0	1	1	2	0	10	0	0	0	1	16
11	Michael Shanks	2-3	2-3	0-0	0	2	2	4	6	2	0	0	1	15
20	Tate Pierson	0-1	0-1	0-0	0	1	1	0	0	2	0	0	0	9
21	Derek Sabin	0-1	0-0	0-0	0	1	2	3	1	0	1	1	0	7
24	JaCobi Wood	4-7	0-1	0-0	1	1	2	3	8	4	2	0	1	25
25	Frank Jakubicek	2-3	0-1	0-0	0	0	0	1	4	1	0	0	0	10
Team					3	3	6							
Totals		42-70	8-23	10-11	11	30	41	13	102	23	7	5	7	200

FG % 1st Half: 23-35 65.7% 2nd half: 19-35 54.3% Game: 42-70 60.0% Deadball Rebounds 0
3FG % 1st Half: 6-12 50.0% 2nd half: 2-11 18.2% Game: 8-23 34.8%
FT % 1st Half: 5-6 83.3% 2nd half: 5-5 100.0 Game: 10-11 90.9%

Officials: Phillip Cudd, Joey Richardson, Josh Pitto
Technical fouls: Southeast Mo. St.-None. Belmont-None.
Attendance: 278
2021-22 Men's Basketball. Round: 0. Belmont vs Southeast Mo. St.. Played at Cu

Score by periods	1st	2nd	Total
Southeast Mo. St.	33	29	62
Belmont	57	45	102

	In	Off	2nd	Fast	Bench
Points	Paint	Paint	Chance	Break	
SEMO	14	0	8	3	27
BEL	60	18	12	22	34

2021-22 SOUTHEAST MISSOURI BASKETBALL NOTES

UT MARTIN // FEB. 24



Game
17

Southeast Missouri 84 Tennessee State 95

January 8, 2022 • Gentry Center • Nashville, Tenn.



NASHVILLE, Tenn. -

Southeast Missouri dropped a 95-84 decision to Tennessee State at the Gentry Center.

Despite playing without post players Sam Thompson and Manny Patterson, SEMO made things interesting down the stretch.

Trailing, 86-67, with 3:16 left to play, the Redhawks turned it up defensively to force three turnovers and scored 10-straight points in a span of 1:26 to get within nine.

Nygal Russell knocked down a 3-pointer before DQ Nicholas followed with five points and added a pair of steals. Shortly after Nicholas scored on a layup, stole the ball and Phillip Russell scored to narrow the

Tigers lead to 86-77 with 1:50 on the clock.

Seventeen seconds later, Nana Akenten drained a 3-pointer to make it an eight-point contest at 88-80 at the 1:33 mark.

Nicholas made two free throws to pull the Redhawks within eight again (90-82) with less than a minute left. On TSU's ensuing inbound pass, Dylan Branson was charged with a flagrant foul following a replay review.

The Tigers went on to hit five of six free throws in the final 55 seconds.

SEMO edged TSU, 54-53, in a foul-plagued second half that resulted in the teams combining to shoot 54 free throws.

Game
18

Tennessee State 63 Southeast Missouri 85

January 20, 2022 • Show Me Center • Cape Girardeau, Mo.



CAPE GIRARDEAU, MO. -

Nana Akenten scored a game-high 17 points and Southeast Missouri shot 57 percent from the field in a dominating 85-63 win over Tennessee State at the Show Me Center.

Akenten came off the bench to score double figures in his third-straight game and averaged 16.5 points in two games against TSU this year.

SEMO heated up to shoot 57.1 percent from the field in the first half and buried five 3-pointers with three coming from Akenten.

Despite falling behind by nine (21-12) with 8:09 remaining, the

Redhawks made it a two-possession game before closing the stanza with a vengeance.

SEMO used a 12-0 run in the final 1:40 sparked by a pair of 3-pointers by Akenten and another by Nygal Russell to fuel that surge which put the Redhawks ahead, 41-34, at the break.

The Redhawks carried over their momentum in the second half, where it outscored the Tigers, 44-29.

Akenten went 6-of-7 from the field and 3-of-4 from downtown to lead three Redhawks in double figures. Phillip Russell followed with 15 points and a season-high seven assists, while Eric Reed, Jr. pitched in 14 points.

Official Basketball Box Score -- Game Totals -- Final Statistics Southeast Mo. St. vs Tennessee St. 01-08-22 3 p.m. at Gentry Center -- Nashville, Tenn.



Southeast Mo. St. 84 • 6-11, 1-3 OVC

#	Player	Total		3-Ptr		Rebounds		PF	TP	A	TO	Blk	Stl	Min
		FG	FGA	FG	FGA	Off	Def							
20	THOMPSON, Sam	r	1-1	0-0	0-0	0	2	2	1	2	0	1	2	10
01	RUSSELL, Phillip	g	6-11	1-3	9-13	1	3	4	4	22	1	2	0	32
03	REED, JR., Eric	g	3-8	0-3	3-4	0	2	2	3	9	1	1	0	29
25	RUSSELL, Nygal	g	3-4	2-3	0-1	0	2	2	4	8	3	1	1	21
33	BRANSON, Dylan	g	1-4	0-2	0-0	1	1	2	5	2	0	1	0	8
02	THOMPSON, Chase	g	0-1	0-1	4-6	0	0	0	3	4	0	1	0	16
05	HARRIS, Chris	g	1-3	0-2	2-2	0	2	2	3	4	2	1	0	17
11	NICHOLAS, DQ	g	3-7	2-5	7-8	1	2	3	1	15	2	0	0	28
13	LONG, Parker	g	1-1	0-0	0-0	1	0	1	0	2	1	0	0	7
21	AKENTEN, Nana	g	6-13	4-11	0-0	0	3	3	4	16	0	0	0	22
Team						0	0	0						
Totals			25-53		9-30		25-34		4	17	21	28	84	10

FG % 1st Half: 10-24 41.7% 2nd half: 15-29 51.7% Game: 25-53 47.2% Deadball
3FG % 1st Half: 3-14 21.4% 2nd half: 6-16 37.5% Game: 9-30 30.0% Rebounds
FT % 1st Half: 7-11 63.6% 2nd half: 18-23 78.3% Game: 25-34 73.5% 4

Tennessee St. 95 • 6-8, 1-1 OVC

#	Player	Total		3-Ptr		Rebounds		PF	TP	A	TO	Blk	Stl	Min
		FG	FGA	FG	FGA	Off	Def							
11	Kassim Nicholson	r	5-7	0-0	5-6	1	5	6	3	15	2	2	0	35
14	Shakem Johnson	r	5-5	0-0	6-8	0	4	4	4	16	1	2	3	30
24	Jalen Dupree	r	2-3	0-0	0-0	1	2	3	5	4	1	2	1	14
01	Marcus Fitzgerald Jr.	g	7-9	1-1	8-8	0	2	2	3	23	3	3	1	36
02	Carlos Marshall Jr.	g	5-11	1-4	7-9	0	4	4	3	18	2	2	0	34
03	Tajik Bartholomew	g	1-2	1-1	2-2	0	0	0	0	5	0	0	0	8
10	Monty Johal	g	0-0	0-0	0-1	0	1	1	3	0	0	0	0	4
20	Dedric Boyd	g	3-9	2-6	2-2	0	7	7	2	10	2	0	0	26
23	Emmanuel Dowuona	g	0-0	0-0	4-4	0	1	1	3	4	0	1	1	13
Team						2	3	5						
Totals			28-46		5-12		34-40		26	95	11	13	6	200

FG % 1st Half: 16-27 59.3% 2nd half: 12-19 63.2% Game: 28-46 60.9% Deadball
3FG % 1st Half: 2-6 33.3% 2nd half: 3-6 50.0% Game: 5-12 41.7% Rebounds
FT % 1st Half: 8-9 88.9% 2nd half: 26-31 83.9% Game: 34-40 85.0% 3

Officials: Cedric Coleman, Davis Maxwell, Brett Miles
Technical fouls: Southeast Mo. St.-None. Tennessee St.-None.
Attendance: 269
2021-22 Men's Basketball. Round: 0. Southeast Mo. St. vs Tennessee St.. Played

Score by periods	1st	2nd	Total
Southeast Mo. St.	30	54	84
Tennessee St.	42	53	95

Points	In	Off	2nd	Fast	Bench
TSU	22	16	4	2	41
	32	7	6	4	19

Official Basketball Box Score -- Game Totals -- Final Statistics Tennessee St. vs Southeast Mo. St. 01-20-22 7 p.m. at Show Me Center -- Cape Girardeau, Mo.



Tennessee St. 63 • 7-11, 2-4 OVC

#	Player	Total		3-Ptr		Rebounds		PF	TP	A	TO	Blk	Stl	Min
		FG	FGA	FG	FGA	Off	Def							
11	Kassim Nicholson	r	4-9	0-2	1-2	2	5	7	3	9	0	0	0	35
14	Shakem Johnson	r	1-1	0-0	3-6	2	4	6	1	5	3	1	1	28
01	Marcus Fitzgerald Jr.	g	4-11	1-3	5-7	1	1	2	14	2	3	0	0	31
02	Carlos Marshall Jr.	g	3-11	2-4	2-2	1	2	3	4	10	0	3	0	26
21	Kenny Cooper	g	1-6	1-3	2-2	1	2	3	4	5	1	6	0	28
10	Monty Johal	g	1-2	0-0	0-0	0	0	0	1	2	1	0	0	12
20	Dedric Boyd	g	5-12	3-7	0-0	0	4	4	1	13	1	2	0	24
23	Emmanuel Dowuona	g	1-1	0-0	0-1	1	0	1	2	2	1	0	0	6
24	Jalen Dupree	g	1-1	0-0	1-2	1	0	1	4	3	1	1	0	10
Team						0	0	0						
Totals			21-54		7-19		14-22		9	18	27	22	63	10

FG % 1st Half: 13-29 44.8% 2nd half: 8-25 32.0% Game: 21-54 38.9% Deadball
3FG % 1st Half: 5-11 45.5% 2nd half: 2-8 25.0% Game: 7-19 36.8% Rebounds
FT % 1st Half: 3-5 60.0% 2nd half: 11-17 64.7% Game: 14-22 63.6% 6,3

Southeast Mo. St. 85 • 7-11, 2-3 OVC

#	Player	Total		3-Ptr		Rebounds		PF	TP	A	TO	Blk	Stl	Min
		FG	FGA	FG	FGA	Off	Def							
11	PATTERSON, Manny	r	4-7	0-0	0-0	1	1	2	4	8	0	0	1	18
01	RUSSELL, Phillip	g	5-12	1-5	4-7	2	0	2	2	15	7	2	0	36
03	REED, JR., Eric	g	7-10	0-0	0-0	0	5	5	2	14	2	1	0	36
25	RUSSELL, Nygal	g	3-8	1-5	1-2	1	6	7	3	8	2	1	1	30
33	BRANSON, Dylan	g	0-1	0-1	3-4	0	3	3	3	3	1	2	1	19
02	THOMPSON, Chase	g	3-4	0-0	3-3	3	1	0	1	9	1	0	0	17
05	HARRIS, Chris	g	2-4	1-2	3-4	0	2	2	1	8	1	1	0	15
11	NICHOLAS, DQ	g	1-1	1-1	0-2	0	2	2	1	3	0	3	0	12
21	AKENTEN, Nana	g	6-7	3-4	2-3	0	3	3	1	17	2	0	1	17
Team						0	0	0						
Totals			31-54		7-20		16-25		5	22	27	17	85	16

FG % 1st Half: 16-28 57.1% 2nd half: 15-26 57.7% Game: 31-54 57.4% Deadball
3FG % 1st Half: 5-12 41.7% 2nd half: 2-8 25.0% Game: 7-20 35.0% Rebounds
FT % 1st Half: 4-5 80.0% 2nd half: 12-20 60.0% Game: 16-25 64.0% 6,4

Officials:
Technical fouls: Tennessee St.-None. Southeast Mo. St.-REED, JR., Eric.
Attendance: 640
2021-22 Men's Basketball. Round: 0. Southeast Mo. St. vs Tennessee St.. Played

Score by periods	1st	2nd	Total
Tennessee St.	34	29	63
Southeast Mo. St.	41	44	85

Points	In	Off	2nd	Fast	Bench
TSU	18	13	16	4	20
SEMO	42	16	8	16	37

OVC CHAMPIONS | 2000 NCAA TOURNAMENT | 2000



2021-22 SOUTHEAST MISSOURI BASKETBALL NOTES

UT MARTIN // FEB. 24

Game 19

Southeast Missouri 87 Eastern Illinois 58

January 22, 2022 • Lantz Arena • Charleston, Ill.



CHARLESTON, ILL. -

Southeast Missouri roughed up Eastern Illinois, 87-58, for its largest Ohio Valley Conference road win in program history.

SEMO controlled the game from start to finish en route to ending a seven-game losing skid in true road games. The Redhawks also picked up their second-straight win and are 3-3 in league play for the first time in five years.

Dylan Branson rallied SEMO with a strong start early by draining a pair of 3-pointers and scoring 10 points in the opening 6:10 of play. Branson later made another basket to finish with 12 points in nine

minutes during the first half.

Ahead by seven (24-17), the Redhawks pieced together a 14-4 run. Chris Harris' third 3-pointer in a quick 1:21 stretch ignited the surge that ended on a DQ Nicholas 3-pointer that made it a 38-21 game with 3:20 remaining.

Harris later nailed his season-best fourth 3-pointer to increase SEMO's lead to 51-29 before the Redhawks headed into the locker room up 51-32.

SEMO continued to man-handle EIU in the second half.

SEMO led by 30 or more points on five occasions and took its biggest lead when Eric Reed, Jr. made a 3-pointer to give the Redhawks a hefty 82-50 advantage with 3:48 to go.

Game 20

Morehead State 74 Southeast Missouri 73

January 27, 2022 • Show Me Center • Cape Girardeau, Mo.



CAPE GIRARDEAU, Mo. -

Eric Reed, Jr.'s desperation 3-pointer at the buzzer came off the backboard and Morehead State survived with a 74-73 overtime win over Southeast Missouri in a thrilling national-ly televised ESPNU matchup.

SEMO led by as many as 14 points in the game, but MSU continued to chip away at the Redhawks lead and managed to keep its undefeated record in Ohio Valley Conference play intact.

The Eagles closed out the first half on a 6-0 run to pull to within seven (36-29) and carried their momentum into the second half where

they scored the first five points to quickly make it a two-point contest.

MSU would then get within three or less points on eight more occasions before taking a 53-52 lead on Johni Broome's layup with 6:55 remaining.

In the final minute of regulation, Chris Harris made a big jumper to put SEMO ahead, 64-61, with 27 seconds left.

However, Tray Hollowell answered with a game-tying 3-pointer nine seconds later.

Deadlocked at 64-64, Harris got off a 3-pointer as time expired, but his shot missed and both teams headed to overtime.

Harris led the Redhawks with 22 points.

Official Basketball Box Score -- Game Totals -- Final Statistics Southeast Mo. St. vs Eastern Ill. 01-22-22 3:30 pm at Lantz Arena -- Charleston, Ill.



Southeast Mo. St. 87 • 8-11,3-3 OVC

#	Player	Total		3-Ptr		Rebounds					PF	TP	A	TO	Blk	Stl	Min
		FG	F-GA	FG	F-GA	FT	FTA	Off	Def	Tot							
10	PATTERSON, Manny	f	5-7	0-0	1-2	4	2	6	1	11	0	0	1	0	17		
01	RUSSELL, Phillip	g	3-4	1-1	2-2	1	3	4	3	9	8	3	0	1	26		
03	REED, JR., Eric	g	3-10	1-6	2-2	3	3	6	3	9	5	3	0	1	20		
25	RUSSELL, Nygal	g	3-6	1-3	0-0	2	2	4	3	7	2	0	0	0	18		
33	BRANSON, Dylan	g	6-9	3-5	0-0	1	3	4	3	15	3	0	0	0	17		
02	THOMPSON, Chase		0-1	0-0	0-0	2	2	4	2	0	3	2	0	2	23		
05	HARRIS, Chris		5-11	4-7	0-0	0	2	2	3	14	1	0	1	0	19		
11	NICHOLAS, DQ		2-4	2-3	2-6	0	5	5	3	8	2	2	0	2	23		
13	LONG, Parker		0-0	0-0	2-2	0	0	0	0	2	1	1	0	1	10		
21	AKENTEN, Nana		4-11	3-10	1-2	0	6	6	1	12	2	0	2	1	27		
	Team					1	0	1				1					
Totals			31-63	15-35	10-16	14	28	42	22	87	27	12	4	8	200		

FG % 1st Half: 18-36 50.0% 2nd half: 13-27 48.1% Game: 31-63 49.2% Deadball
3FG % 1st Half: 10-22 45.5% 2nd half: 5-13 38.5% Game: 15-35 42.9% Rebounds
FT % 1st Half: 5-6 83.3% 2nd half: 5-10 50.0% Game: 10-16 62.5%

Eastern Ill. 58 • 2-16,0-5 OVC

#	Player	Total		3-Ptr		Rebounds					PF	TP	A	TO	Blk	Stl	Min
		FG	F-GA	FG	F-GA	FT	FTA	Off	Def	Tot							
05	Paul Bizimana	f	4-9	1-3	1-1	1	5	6	2	10	0	2	1	0	0	0	25
23	Rodolfo Rufino Bolis	f	0-0	0-0	0-0	0	2	2	5	0	2	2	0	0	0	9	
01	Kashawn Charles	g	2-7	1-4	2-2	0	2	2	1	7	2	2	0	0	1	27	
03	Kejuan Clements	g	5-13	0-3	4-7	0	2	2	4	14	7	4	0	1	32		
25	Dan Luers	g	5-6	3-3	1-3	0	3	3	3	14	1	2	0	3	38		
04	CJ Lane		0-3	0-1	6-7	1	1	2	2	6	0	3	0	2	21		
12	Micah Schnyders		2-6	1-1	0-0	1	2	3	1	5	0	0	0	0	26		
20	Sammy Friday IV		1-6	0-1	0-1	0	3	3	1	2	0	1	0	0	22		
Team						3	1	4				1					
Totals			19-50	6-16	14-21	6	21	27	19	58	10	17	1	7	200		

FG % 1st Half: 9-22 40.9% 2nd half: 10-28 35.7% Game: 19-50 38.0% Deadball
3FG % 1st Half: 4-8 50.0% 2nd half: 2-8 25.0% Game: 6-16 37.5% Rebounds
FT % 1st Half: 10-14 71.4% 2nd half: 4-7 57.1% Game: 14-21 66.7%

Officials: Chris Koopman, Michael Ingram, Brett Miles
Technical fouls: Southeast Mo. St.-AKENTEN, Nana. Eastern Ill.-None.
Attendance: 869
2021-22 Men's Basketball. Round: 0. Eastern Ill. vs Southeast Mo. St.. Played

Score by periods	1st	2nd	Total
Southeast Mo. St.	51	36	87
Eastern Ill.	32	26	58

	In	Off	2nd	Fast	Bench
Points SEMO	32	T/O	Chance	Break	
ETU	22	8	5	6	13

Official Basketball Box Score -- Game Totals -- Final Statistics Morehead St. vs Southeast Mo. St. 01-27-22 8 p.m. at Cape Girardeau, MO



Morehead St. 74 • 16-5,8-0 OVC

#	Player	Total		3-Ptr		Rebounds			PF	TP	A	TO	Blk	Stl	Min
		FG	F-GA	FG	F-GA	FT	FTA	Off							
04	Johni Broome	10	18	0-0	1-4	5	6	11	0	21	0	2	5	0	37
05	Skyelar Potter	3	10	0-6	5-7	2	8	10	5	11	1	3	0	1	33
21	Tray Hollowell	4	14	3-10	0-1	2	2	4	2	11	3	0	0	0	35
24	Jake Wolfe	2	4	1-1	4-5	2	3	5	3	9	1	2	0	2	35
55	Talton Cooper	6	12	2-4	0-2	2	7	9	3	14	3	0	0	1	41
02	Jaylen Seebree	1	2	0-1	2-2	1	1	2	1	4	1	1	0	0	10
03	Drew Thelwell	0	0	0-0	0-0	0	0	0	0	0	0	0	0	0	0
11	Jaylan Hall	1	6	1-4	1-2	0	0	0	2	4	3	1	1	1	27
22	LJ Bryan	0	1	0-0	0-0	1	0	1	2	0	0	1	0	0	7
	Team							0	0						
Totals		27	67	7-26	13-23	15	27	42	18	74	12	10	6	5	225

FG % 1st Half: 12-29 41.4% 2nd half: 11-31 35.5% OT: 4-7 57.1% Game: 27-67 40.3% Deadball
3FG % 1st Half: 3-13 23.1% 2nd half: 4-12 33.3% OT: 0-1 0.0% Game: 7-26 26.9% Rebounds
FT % 1st Half: 2-2 100.0% 2nd half: 9-13 69.2% OT: 2-8 25.0% Game: 13-23 56.5%

Southeast Mo. St. 73 • 8-12,3-4 OVC

#	Player	Total		3-Ptr		Rebounds			PF	TP	A	TO	Blk	Stl	Min
		FG-FGA	FG-FGA	FT-FTA	Off	Def	Tot								
10	PATTERSON, Manny	f	6-9	0-0	0-0	2	4	6	3	12	0	0	0	1	28
03	REED, Jr., Eric	f	4-14	2-8	1-2	2	4	6	3	11	3	1	0	4	38
11	NICHOLAS, DQ	g	4-8	0-1	4-6	1	8	9	3	12	1	0	0	0	36
25	RUSSELL, Nygal	g	2-9	0-5	0-1	2	7	9	2	4	4	2	0	0	39
33	BRANSON, Dylan	g	2-4	1-2	3-5	2	1	3	4	8	2	1	0	0	24
02	THOMPSON, Chase		0-1	0-0	0-0	0	1	1	0	0	1	0	0	0	10
05	HARRIS, Chris		9-14	4-6	0-0	0	1	1	2	22	1	3	0	0	29
20	THOMPSON, Sam		1-1	0-0	0-0	0	0	0	2	2	1	1	1	0	4
21	AKENTEN, Nana		1-6	0-4	0-0	0	0	2	1	2	0	1	0	0	17
Team															
Totals			29-66	7-26	8-14	9	28	37	20	73	13	10	1	5	225

FG % 1st Half: 16-32 50.0% 2nd half: 10-24 41.7% OT: 3-10 30.0% Game: 29-66 43.9% Deadball
3FG % 1st Half: 3-11 27.3% 2nd half: 3-11 27.3% OT: 1-4 25.0% Game: 7-26 26.9% Rebounds
FT % 1st Half: 1-3 33.3% 2nd half: 5-8 62.5% OT: 2-3 66.7% Game: 8-14 57.1%

Officials: Coy Gammon, Andrew Walton, Kevin Driver
Technical fouls: Morehead St.-None. Southeast Mo. St.-None.
Attendance: 1325
ESPNU TV Game

2021-22 Men's Basketball. Round: 0. Morehead St. vs Southeast Mo. St.. Played

Score by periods	1st	2nd	OT	Total
Morehead St.	29	35	10	74
Southeast Mo. St.	36	28	9	73

	In	Off	2nd	Fast	Bench
Points	Paint	T/O	Chance	Break	
More	36	11	9	10	8
SEMO	38	20	7	7	26

2021-22 SOUTHEAST MISSOURI BASKETBALL NOTES

UT MARTIN // FEB. 24



Game
21

SIU Edwardsville 77 Southeast Missouri 85

January 29, 2022 • Show Me Center • Cape Girardeau, Mo.



CAPE GIRARDEAU, Mo. -

Eric Reed, Jr. and DQ Nicholas each

scored 18 points to lead Southeast Missouri to an 85-77 victory over SIU Edwardsville at the Show Me Center.

SEMO won its fourth-straight game over SIUE in the series between the teams and improved to 15-4 against the Cougars in Cape Girardeau. The Redhawks also handed SIUE its sixth-consecutive loss.

SIUE, after trailing 35-31 at the half, tied the game at 35-35 on a field goal by Ray'Sean Taylor early in the second half, SEMO didn't allow them to take a lead the remainder of the contest.

SEMO led for a period of 31:20 and took its largest lead when Nygal Russell's free throw made it a 10-point game (77-67) with 1:16 left to play.

Neither team led by more than seven points in a tightly contested first half.

SEMO opened the game with a 10-3 run with Russell and Chris Harris burying threes along the way. Sam Thompson's layup later capped the early jaunt with 15:29 to go.

Harris knocked down a free throw and nailed a 3-pointer at the buzzer to regain a 35-31 advantage for SEMO at the half.

SEMO got a huge lift from its bench, which dominated the game outscoring SIUE by a count of 35-6.

Game
22

Southeast Missouri 63 UT Martin 84

February 3, 2022 • Elam Center • Martin, Tenn.



MARTIN, Tenn. -

– UT Martin closed with a 17-1 run to pull away with an 84-63 win over Southeast Missouri at the Elam Center.

SEMO built a 12-5 lead in the first seven minutes of the contest. After UTM narrowed the Redhawks margin to 17-13, the Skyhawks went on a 10-0 run to take a six-point advantage and never trailed again.

UTM scored 17 of the game's next 22 points from that point on and never trailed for the remainder of the first half en route to a 38-34 edge at the intermission.

The Skyhawks went ahead, 35-26, on a free throw by Josh Endicott to take their biggest lead with less than three minutes left in the

opening stanza.

Nygal Russell drained a 3-pointer to get SEMO within one at 47-46 with 15:35 left to play, but that was as close as it would get.

After that, UTM answered with a 12-3 run and took a 49-39 lead on Mikel Henderson's 3-pointer at the 13:02 mark.

Eric Reed, Jr. and Manny Patterson each led SEMO with 12 points, while Russell and Akenten followed with 10. Phillip Russell, who missed the last two games due to COVID protocols, returned to score four points in 28 minutes.

SEMO shot just 37 percent (20-of-54) from the field and was outrebounded, 44-25.

Official Basketball Box Score -- Game Totals -- Final Statistics SIUE vs Southeast Mo. St. 01-29-22 4:30 p.m. at Show Me Center -- Cape Girardeau, Mo.



SIUE 77 • 7-14,1-7 OVC

#	Player	Total		3-Ptr		Rebounds		PF	TP	A	TO	Blk	Stl	Min
		FG	FGA	FG	FGA	Off	Def							
01	DeeJuan Pruitt	r	4-13	1-4	5-6	2	5	7	1	14	3	1	0	35
03	Ray'Sean Taylor	g	10-17	5-9	0-1	2	5	7	3	25	1	1	0	32
04	Shamar Wright	g	3-8	1-4	4-6	1	4	5	5	11	1	5	1	30
11	Courtney Carter	g	6-12	2-5	1-1	0	2	2	1	15	1	1	0	30
21	Shaun Doss Jr.	g	2-7	0-1	2-2	1	2	3	5	6	1	2	0	27
00	Zane Butler	g	1-2	0-1	1-1	0	0	0	5	3	1	0	0	6
02	Desmond Polk	g	0-1	0-1	0-0	0	2	2	0	0	0	1	0	13
12	Jonathan Kurtas	g	0-0	0-0	0-0	0	1	1	2	0	0	1	1	9
22	Michael Matas	g	0-0	0-0	0-0	0	0	0	0	0	0	0	0	0+
55	Lamar Wright	g	1-2	0-0	1-2	1	2	3	3	3	1	2	1	18
Team						0	0	0						
Totals			27-62	9-25	14-19	7	23	30	25	77	9	14	3	200

FG % 1st Half: 10-26 38.5% 2nd half: 17-36 47.2% Game: 27-62 43.5% Deadball
3FG % 1st Half: 4-10 40.0% 2nd half: 5-15 33.3% Game: 9-25 36.0% Rebounds
FT % 1st Half: 7-9 77.8% 2nd half: 7-10 70.0% Game: 14-19 73.7% 5,1

Southeast Mo. St. 85 • 9-12,4-4 OVC

#	Player	Total		3-Ptr		Rebounds		PF	TP	A	TO	Blk	Stl	Min
		FG	FGA	FG	FGA	Off	Def							
10	PATTERSON, Manny	r	2-6	0-0	1-2	3	2	5	4	5	0	1	0	13
03	REED, JR., Eric	g	4-11	0-3	10-12	0	2	2	3	18	0	0	0	26
11	NICHOLAS, DQ	g	6-11	1-2	5-5	0	7	7	3	18	2	0	0	37
25	RUSSELL, Nygal	g	3-8	2-5	1-2	4	7	11	1	9	2	2	0	30
33	BRANSON, Dylan	g	0-0	0-0	0-0	1	0	1	3	0	1	5	1	13
02	THOMPSON, Chase	g	0-1	0-1	1-2	0	0	0	1	1	0	0	0	7
05	HARRIS, Chris	g	3-10	2-4	9-14	1	2	3	0	17	6	0	0	31
13	LONG, Parker	g	0-0	0-0	0-0	0	0	0	0	0	0	0	0	2
20	THOMPSON, Sam	g	3-4	0-0	0-0	0	2	2	3	6	1	3	1	19
21	AKENTEN, Nana	g	4-8	2-4	1-2	1	6	7	2	11	0	0	1	22
Team						0	0	0						
Totals			25-59	7-19	28-39	10	28	38	20	85	12	11	3	200

FG % 1st Half: 12-33 36.4% 2nd half: 13-26 50.0% Game: 25-59 42.4% Deadball
3FG % 1st Half: 6-13 46.2% 2nd half: 1-6 16.7% Game: 7-19 36.8% Rebounds
FT % 1st Half: 5-10 50.0% 2nd half: 23-29 79.3% Game: 28-39 71.8% 11

Officials: Dillon Brasher,Boyd Copeland,Kelly Davis
Technical fouls: SIUE-None. Southeast Mo. St.-None.
Attendance: 935
2021-22 Men's Basketball. Round: 0. SIUE vs Southeast Mo. St.. Played at Show

Score by periods	1st	2nd	Total
SIUE	31	46	77
Southeast Mo. St.	35	50	85

	Points	Off	2nd	Fast	Bench
SIUE	30	19	11	13	35
SEMO	30	19	11	13	35

Official Basketball Box Score -- Game Totals -- Final Statistics Southeast Mo. St. vs UT Martin 02-03-22 4:30 pm at Elam Center -- Martin, Tenn.



Southeast Mo. St. 63 • 9-13,4-5 OVC

#	Player	Total		3-Ptr		Rebounds		PF	TP	A	TO	Blk	Stl	Min
		FG	FGA	FG	FGA	Off	Def							
10	PATTERSON, Manny	r	5-8	0-0	2-2	3	0	3	2	12	0	2	1	22
01	RUSSELL, Phillip	g	1-9	0-5	2-2	0	1	1	3	4	3	4	0	1
03	REED, JR., Eric	g	4-13	2-6	2-2	2	1	3	0	12	2	0	1	34
25	RUSSELL, Nygal	g	3-3	2-2	2-2	1	4	5	3	10	0	0	0	25
33	BRANSON, Dylan	g	0-1	0-0	2-4	1	2	3	4	2	1	1	0	14
02	THOMPSON, Chase	g	1-1	0-0	1-2	0	1	1	1	3	1	0	1	10
05	HARRIS, Chris	g	1-7	1-2	4-4	0	2	2	2	7	0	1	0	18
13	NICHOLAS, DQ	g	0-3	0-1	0-0	1	0	1	3	0	1	2	0	19
11	LONG, Parker	g	0-0	0-0	0-0	0	0	0	0	0	0	0	0	1
20	THOMPSON, Sam	g	1-2	0-0	1-1	0	0	0	1	3	1	1	0	8
21	AKENTEN, Nana	g	4-7	2-5	0-2	0	5	5	4	10	3	1	0	21
Team						0	1	1						
Totals			20-54	7-21	16-21	8	17	25	23	63	12	12	3	200

FG % 1st Half: 11-24 45.8% 2nd half: 9-30 30.0% Game: 20-54 37.0% Deadball
3FG % 1st Half: 3-8 37.5% 2nd half: 4-13 30.8% Game: 7-21 33.3% Rebounds
FT % 1st Half: 9-12 75.0% 2nd half: 7-9 77.8% Game: 16-21 76.2% 3

UT Martin 84 • 8-15,4-7 OVC

#	Player	Total		3-Ptr		Rebounds		PF	TP	A	TO	Blk	Stl	Min
		FG	FGA	FG	FGA	Off	Def							
00	KK Curry	r	2-4	0-0	6-8	3	5	8	1	10	2	4	2	33
05	Chris Nix	r	4-8	0-0	2-2	3	5	8	3	10	0	1	2	26
21	Bernie Andre	r	4-9	2-5	4-4	5	7	12	2	14	2	2	0	33
01	Koby Jeffries	g	3-7	0-1	1-2	0	3	3	4	7	2	1	0	24
02	KJ Simon	g	7-9	2-3	3-3	0	1	1	4	19	0	0	2	17
03	Mikel Henderson	g	5-12	5-8	2-2	0	1	1	3	17	1	2	0	26
04	Josh Endicott	g	1-4	0-1	2-4	0	4	4	2	4	1	2	0	12
11	Grant Hurst	g	0-0	0-0	0-0	1	1	2	0	0	4	1	0	22
12	David Didenko	g	1-4	1-4	0-0	0	1	1	0	3	0	0	0	7
Team						4	0	4						
Totals			27-57	10-22	20-25	16	28	44	19	84	12	14	6	200

FG % 1st Half: 13-27 48.1% 2nd half: 14-30 46.7% Game: 27-57 47.4% Deadball
3FG % 1st Half: 6-13 46.2% 2nd half: 4-9 44.4% Game: 10-22 45.5% Rebounds
FT % 1st Half: 6-8 75.0% 2nd half: 14-17 82.4% Game: 20-25 80.0% 2

Officials: Davis Maxwell,John Dillon,Shane Staggs
Technical fouls: Southeast Mo. St.-RUSSELL, Phillip. UT Martin-None.
Attendance: 506
2021-22 Men's Basketball. Round: 0. Southeast Mo. St. vs UT Martin. Played at

Score by periods	1st	2nd	Total
Southeast Mo. St.	34	29	63
UT Martin	38	46	84

	Points	Off	2nd	Fast	Bench
SEMO	22	20	11	7	23
UTM	24	6	22	10	24

OVC CHAMPIONS | 2000 NCAA TOURNAMENT | 2000



2021-22 SOUTHEAST MISSOURI BASKETBALL NOTES

UT MARTIN // FEB. 24

Game
23

Eastern Illinois 56 Southeast Missouri 63

February 7, 2022 • Show Me Center • Cape Girardeau, Mo.



CAPE GIRARDEAU, Mo. -

Eric Reed, Jr. scored a game-high 21 points and made five 3-pointers to lead Southeast Missouri to a 63-56 win over Eastern Illinois at the Show Me Center.

SEMO completed a two-game sweep of EIU for the fourth time in five years.

The Redhawks seized the momentum from the opening tip by burying five-straight 3-pointers.

Reed, Jr. knocked down a pair of 3-pointers and Nygal Russell buried one to give the Redhawks a quick 9-0 advantage not even three minutes in.

Phillip Russell and Dylan Branson each made a 3-pointer after that to increase SEMO's lead to 15-2 as EIU turned the ball over seven times in the first seven minutes.

The Redhawks, who scored 22 points off 13 Panther miscues in the first half, ran their lead to 21 (34-13) on a layup by Reed, Jr. before heading into the locker room with a big 34-15 advantage.

EIU turned things around in the second half, where it outscored SEMO, 41-29. The Panthers, however, could only get within four points.

SEMO finished with 29 points off 21 EIU turnovers.

Game
24

Southeast Missouri 76 SIU Edwardsville 47

February 7, 2022 • First Community Arena • Edwardsville, Ill.



EDWARDSVILLE, Ill. -

Redshirt-freshman point guard Phillip Russell

finished with a career-high 35 points and 10 rebounds to lead short-handed Southeast Missouri to a nice 76-47 road win over SIU Edwardsville at First Community Arena.

Adversity struck SEMO just hours before it left for Edwardsville.

Four of the Redhawks top six scorers -- Eric Reed, Jr., Chris Harris, DQ Nicholas, Nana Akenten -- were ruled out due to COVID protocols leaving SEMO with only seven available players.

That didn't faze Russell a bit, as he put together his best game to date.

Russell, who hails from St. Louis, put on a show scoring his first 20 points on 6-of-11 field goals and a near-perfect 6-of-7 free throws in the opening period alone. He scored seven points in a quick 1:29 to give the Redhawks a 16-15 edge with 8:47 remaining and SEMO later led, 40-24, at the half.

The Redhawks continued to pour it on in the second half and took their largest lead when Russell made four-straight free throws following a SIUE personal and technical foul to make it a 74-43 ballgame with 2:08 to go.

Russell scored the most points in a single game of any freshman in SEMO's Division I era. He also became only the second D-I freshman in 25 years to get 35+ points, 10+ rebounds and 5+ steals in a game.

Official Basketball Box Score -- Game Totals -- Final Statistics Eastern Ill. vs Southeast Mo. St. 02-05-22 4:15 p.m. at Show Me Center -- Cape Girardeau, Mo.



Eastern Ill. 56 • 4-18,2-7 OVC

#	Player	Total		3-Ptr		Rebounds		PF	TP	A	TO	Blk	Stl	Min
		FG-FGA	FG-FGA	FT-FTA	FT-FTA	Off	Def							
05	Paul Bizimana	r	4-10	2-5	2-2	1	5	6	2	12	0	1	1	31
20	Sammy Friday IV	r	1-1	0-0	2-3	1	1	2	4	4	0	3	0	17
01	Kashawn Charles	g	2-2	1-1	0-0	1	1	2	1	5	0	3	0	12
03	Kejuan Clements	g	3-13	2-6	0-0	1	5	6	1	8	6	4	0	40
25	Dan Luers	g	4-9	1-3	0-1	0	7	7	5	9	1	1	0	37
04	CJ Lane	g	3-7	1-3	4-4	1	2	3	1	11	0	2	0	23
12	Micah Schnyders	g	1-5	1-2	0-1	0	1	1	0	3	0	2	0	19
23	Rodolfo Rufino Bolis	g	2-4	0-0	0-0	3	2	5	1	4	1	2	1	21
Team						0	0	0						
Totals			20-51	8-20	8-11	8	24	32	15	56	8	21	2	200

FG % 1st Half: 6-23 26.1% 2nd half: 14-28 50.0% Game: 20-51 39.2%
3FG % 1st Half: 1-7 14.3% 2nd half: 7-13 53.8% Game: 8-20 40.0%
FT % 1st Half: 2-4 50.0% 2nd half: 6-7 85.7% Game: 8-11 72.7%

Deadball
Rebounds
2,1

Southeast Mo. St. 63 • 10-13,5-5 OVC

#	Player	Total		3-Ptr		Rebounds		PF	TP	A	TO	Blk	Stl	Min
		FG-FGA	FG-FGA	FT-FTA	FT-FTA	Off	Def							
10	PATTERSON, Manny	r	4-5	0-0	0-0	0	4	4	2	8	0	3	0	20
01	RUSSELL, Phillip	g	3-6	1-3	0-2	0	1	1	0	7	4	1	0	32
03	REED, JR., Eric	g	8-18	5-12	0-1	2	2	4	1	21	1	3	0	32
25	RUSSELL, Nygal	g	3-7	1-4	1-2	1	3	4	2	8	2	1	0	28
33	BRANSON, Dylan	g	1-3	1-2	2-2	3	3	6	2	5	2	3	0	26
02	THOMPSON, Chase	g	1-2	1-2	0-0	0	1	1	0	3	1	0	0	9
05	HARRIS, Chris	g	1-5	1-5	1-2	0	2	2	2	4	4	2	0	20
11	NICHOLAS, DQ	g	0-1	0-0	0-0	0	1	1	0	0	0	0	0	1
13	LONG, Parker	g	0-0	0-0	0-0	0	0	0	0	0	0	0	0	2
20	THOMPSON, Sam	g	0-1	0-0	1-2	0	0	0	3	1	1	1	0	2
21	AKENTEN, Nana	g	2-7	1-4	1-2	2	1	3	3	6	1	2	0	17
Team						0	0	0						
Totals			23-55	11-32	6-13	8	18	26	15	63	16	16	0	200

FG % 1st Half: 12-30 40.0% 2nd half: 11-25 44.0% Game: 23-55 41.8%
3FG % 1st Half: 7-18 38.9% 2nd half: 4-14 28.6% Game: 11-32 34.4%
FT % 1st Half: 3-7 42.9% 2nd half: 3-6 50.0% Game: 6-13 46.2%

Deadball
Rebounds
6,6

Officials: Rick Shoulders,James Gibson,James Hicks
Technical fouls: Eastern Ill.-None. Southeast Mo. St.-None.
Attendance: 924
2021-22 Men's Basketball. Round: 0. Eastern Ill. vs Southeast Mo. St.. Played

Score by periods	1st	2nd	Total
Eastern Ill.	15	41	56
Southeast Mo. St.	34	29	63

Points	In	Off	2nd	Fast	Bench
EIU	22	12	14	9	18
SEMO	22	29	9	11	14

Official Basketball Box Score -- Game Totals -- Final Statistics Southeast Mo. St. vs SIUE 02-07-22 8 p.m. at First Comm. Arena -- Edwardsville, Ill.



Southeast Mo. St. 76 • 11-13,6-5 OVC

#	Player	Total		3-Ptr		Rebounds		PF	TP	A	TO	Blk	Stl	Min
		FG-FGA	FG-FGA	FT-FTA	FT-FTA	Off	Def							
02	THOMPSON, Chase	r	3-6	1-2	3-4	0	5	5	3	10	0	0	0	35
10	PATTERSON, Manny	r	3-7	0-0	1-1	3	4	7	4	7	0	2	1	20
01	RUSSELL, Phillip	g	9-20	3-10	14-15	2	8	10	3	35	4	2	0	39
25	RUSSELL, Nygal	g	4-10	2-6	2-2	1	8	9	4	12	3	2	0	36
33	BRANSON, Dylan	g	0-5	0-2	2-2	0	4	4	4	2	2	2	0	26
13	LONG, Parker	g	2-6	2-5	1-1	0	1	1	2	7	1	0	0	29
20	THOMPSON, Sam	g	0-2	0-0	3-4	1	0	1	5	3	0	3	0	15
Team						2	4	6						
Totals			21-56	8-25	26-29	9	34	43	25	76	10	12	1	200

FG % 1st Half: 12-28 42.9% 2nd half: 9-28 32.1% Game: 21-56 37.5%
3FG % 1st Half: 6-15 40.0% 2nd half: 2-10 20.0% Game: 8-25 32.0%
FT % 1st Half: 10-12 83.3% 2nd half: 16-17 94.1% Game: 26-29 89.7%

Deadball
Rebounds
1,1

SIUE 47 • 7-17,1-10 OVC

#	Player	Total		3-Ptr		Rebounds		PF	TP	A	TO	Blk	Stl	Min
		FG-FGA	FG-FGA	FT-FTA	FT-FTA	Off	Def							
00	DeeJuan Pruitt	r	4-6	0-1	5-5	1	3	4	5	13	1	0	1	27
55	Lamar Wright	r	2-7	0-1	4-7	2	3	5	2	8	0	3	0	33
04	Shamar Wright	g	4-7	1-3	0-0	1	1	2	5	9	1	3	0	16
11	Courtney Carter	g	0-4	0-1	2-4	1	6	7	4	2	0	0	0	28
21	Shaun Doss Jr.	g	2-11	0-2	4-5	2	8	10	2	8	2	2	1	39
00	Zane Butler	g	0-4	0-3	0-0	0	0	0	0	0	0	3	0	1
02	Desmond Polk	g	1-4	0-2	0-0	0	1	1	0	2	0	2	0	27
12	Jonathan Kurtas	g	0-2	0-0	0-1	0	1	1	4	0	0	1	0	11
22	Michael Williams	g	0-0	0-0	2-2	0	1	1	0	2	0	0	0	2
24	Cam Matias	g	1-7	1-5	0-0	0	1	1	3	3	1	1	0	1
Team						0	2	2						
Totals			14-52	2-18	17-24	7	27	34	25	47	5	15	2	200

FG % 1st Half: 10-27 37.0% 2nd half: 4-25 16.0% Game: 14-52 26.9%
3FG % 1st Half: 2-10 20.0% 2nd half: 0-8 0.0% Game: 2-18 11.1%
FT % 1st Half: 2-4 50.0% 2nd half: 15-20 75.0% Game: 17-24 70.8%

Deadball
Rebounds
3,1

Officials: Michael Ingram,Michael O'Neill,Steve Honacki
Technical fouls: Southeast Mo. St.-None. SIUE-DeeJuan Pruitt.
Attendance: 565
2021-22 Men's Basketball. Round: 0. SIUE vs Southeast Mo. St.. Played at First

Score by periods	1st	2nd	Total
Southeast Mo. St.	40	36	76
SIUE	24	23	47

Points	In	Off	2nd	Fast	Bench
SEMO	20	20	14	7	10
SIUE	18	4	3	4	7

2021-22 SOUTHEAST MISSOURI BASKETBALL NOTES

UT MARTIN // FEB. 24



Game
25

Southeast Missouri 66 Austin Peay 74

February 10, 2022 • Dunn Center • Clarksville, Tenn.



CLARKSVILLE, Tenn. -

Austin Peay made 12 three-pointers and never trailed

in a 74-66 win over

Southeast Missouri at the Dunn Center.

APSU outscored SEMO, 36-15, from 3-point range en route to avenging a loss to the Redhawks earlier this season.

SEMO started slow missing eight of its first nine field goals in the first half.

Nygall Russell's second-chance layup cut APSU's lead to 8-7 nearly seven minutes in and the Redhawks were within four or less points a total of 13 times in the opening 20 minutes of play.

Parker Long drained the Redhawks first 3-pointer of the contest close the Governors lead to 27-23 at the 5:22 mark. Prior to that make, APSU had outscored SEMO, 21-0, from long range.

A 3-pointer by DQ Nicholas later made it a four-point game (35-31) again with a little under two minutes left before APSU answered by scoring six of the final seven points to take a 41-32 lead at the half.

Both teams combined to go scoreless for over eight minutes in the second half.

SEMO trimmed APSU's lead to 53-48 when Russell made two free throws with 8:33 to go. That, however, was as close as the Redhawks would get.

Game
26

Belmont 81 Southeast Missouri 72

February 12, 2022 • Show Me Center • Cape Girardeau, Mo.



CAPE GIRARDEAU Mo. -

Manny Pat-

terson scored

a season-high 20 points to lead four Southeast Missouri starters in double figures in an 81-72 loss to Belmont at the Show Me Center.

SEMO and BU played in front of a crowd of 1,469, the Redhawks largest home attendance of the season.

The Redhawks came out of the gate and shot over 53 percent in the first half. Sam Thompson's second chance layup gave the Redhawks a 12-7 advantage with 14:18 remaining for SEMO's largest lead of the contest.

BU responded with a 9-0 run and pulled ahead, 16-12, on Will Richard's

jumper at the 10:32 mark and never trailed again.

The Bruins went on to get a 37-35 halftime edge.

Nygall Russell buried four 3-pointers from the left corner and led SEMO with 12 first-half points.

Patterson made two free throws to tie the game at 39-39 early in the second half, but the Redhawks couldn't get ahead of the Bruins despite being tied once more and within one point on three other occasions.

Patterson made a near-perfect 8-of-9 field goals and 4-of-5 free throws as SEMO's top scorer.

Official Basketball Box Score -- Game Totals -- Final Statistics Southeast Mo. St. vs Austin Peay 02-10-22 7:30 p.m. at Dunn Center -- Clarksville, Tenn.



Southeast Mo. St. 66 • 11-14,6-6 OVC

#	Player	Total		3-Ptr	Rebounds		PF	TP	A	TO	Blk	Stl	Min
		FG	FGA		Off	Def							
02	THOMPSON, Chase	3	6	1	3	3	3	7	1	1	0	1	19
10	PATTERSON, Manny	3	4	0	0	2	4	3	7	0	2	1	17
01	RUSSELL, Phillip	6	16	0	5	6	8	1	2	2	18	2	35
25	RUSSELL, Nygal	4	8	1	2	4	9	13	1	11	2	0	35
33	BRANSON, Dylan	1	2	0	1	2	3	4	2	0	1	0	21
03	REED, JR., Eric	0	9	0	5	2	2	3	1	4	2	3	29
11	NICHOLAS, DQ	3	4	2	2	4	8	1	4	12	0	3	25
13	LONG, Parker	1	2	1	2	0	0	1	2	0	3	0	10
20	THOMPSON, Sam	1	3	0	1	2	2	1	3	1	4	1	9
	Team				1	0	1						
Totals		22	54	5	21	17	28	66	9	12	2	9	200

FG % 1st Half: 11-29 37.9% 2nd half: 11-25 44.0% Game: 22-54 40.7% Deadball
3FG % 1st Half: 3-10 30.0% 2nd half: 2-11 18.2% Game: 5-21 23.8% Rebounds
FT % 1st Half: 7-12 58.3% 2nd half: 10-16 62.5% Game: 17-28 60.7%

Austin Peay 74 • 8-14,4-8 OVC

#	Player	Total		3-Ptr	Rebounds		PF	TP	A	TO	Blk	Stl	Min
		FG	FGA		Off	Def							
00	WALKER, Elton	3	4	0	0	3	5	8	1	9	3	0	39
04	HUTCHINS-EVERETT, E	1	6	0	1	3	4	6	4	5	2	3	26
01	PAEZ, Carlos	3	5	2	4	2	2	1	4	10	0	1	20
05	CALDERON, Drew	3	6	3	6	0	0	3	1	9	0	0	20
22	WOODARD, Alec	0	1	0	0	2	2	4	4	2	3	0	15
03	STONE-CARRAWELL, C.	2	5	1	3	0	0	2	3	5	3	2	23
14	WARE, Jalen	1	2	0	1	0	1	1	2	0	0	0	4
10	PEAVY, DJ	3	5	1	1	2	4	1	1	9	3	0	20
24	COPELAND, Cameron	1	1	1	1	0	2	2	0	3	0	0	5
55	SILVER, Tariq	7	18	4	10	0	2	4	4	18	0	2	28
	Team				3	0	3						
Totals		24	53	12	27	14	20	33	23	74	13	13	200

FG % 1st Half: 13-28 46.4% 2nd half: 11-25 44.0% Game: 24-53 45.3% Deadball
3FG % 1st Half: 8-17 47.1% 2nd half: 4-10 40.0% Game: 12-27 44.4% Rebounds
FT % 1st Half: 7-9 77.8% 2nd half: 7-11 63.6% Game: 14-20 70.0%

Officials: Jason Deering, Mick Fieldbinder, Kevin Mathis
Technical fouls: Southeast Mo. St.-None. Austin Peay-None.

Attendance: 1253
2021-22 Men's Basketball. Round: 0. Austin Peay vs Southeast Mo. St.. Played at

Score by periods	1st	2nd	Total
Southeast Mo. St.	32	34	66
Austin Peay	41	33	74

	In	Off	2nd	Fast	Bench
Points	Paint	T/O	Chance	Break	
SEMO	28	9	14	13	21
APSU	18	15	20	5	37

Official Basketball Box Score -- Game Totals -- Final Statistics Belmont vs Southeast Mo. St. 02-12-22 4:30 p.m. at Show Me Center -- Cape Girardeau, Mo.



Belmont 81 • 22-5,12-2 OVC

#	Player	Total			3-Ptr	Rebounds		PF	TP	A	TO	Blk	Stl	Min	
		FG	FGA	FT	FTA	Off	Def								Tot
33	Nick Muszynski	c	6-11	0-1	9-10	3	3	6	0	21	1	4	0	0	28
02	Grayson Murphy	g	5-8	0-0	0-0	2	6	8	3	10	4	5	0	2	33
03	Luke Smith	g	4-6	2-4	4-4	0	2	2	3	14	7	3	0	2	25
04	Will Richard	g	4-10	1-7	2-2	1	6	7	0	11	2	0	2	1	32
22	Ben Sheppard	g	4-9	0-2	4-5	0	5	5	3	12	2	1	0	2	35
00	Even Brauns		0-1	0-0	0-0	0	0	0	0	0	0	0	0	0	4
01	Isaiah Walker		0-0	0-0	0-0	0	0	0	0	0	0	0	0	0	0+
11	Michael Shanks		1-3	0-2	0-0	1	0	1	3	2	0	0	0	0	5
20	Tate Pierson		2-2	2-2	0-0	0	0	0	3	6	0	0	0	1	13
24	JaCobi Wood		1-6	0-3	0-0	0	2	2	3	2	0	2	0	0	18
25	Frank Jakubicek		1-1	1-1	0-0	0	1	1	0	3	0	0	0	0	7
	Team					0	0	0				1			
Totals			28-57	6-22	19-21	7	25	32	18	81	16	16	2	8	200

FG % 1st Half: 14-31 45.2% 2nd half: 14-26 53.8% Game: 28-57 49.1% Deadball
3FG % 1st Half: 4-15 26.7% 2nd half: 2-7 28.6% Game: 6-22 27.3% Rebounds
FT % 1st Half: 5-6 83.3% 2nd half: 14-15 93.3% Game: 19-21 90.5%

Southeast Mo. St. 72 • 11-15,6-7 OVC

#	Player	Total			3-Ptr		Rebounds				PF	TP	A	TO	Blk	Stl	Min
		FG	FGA	FT	FTA	Off	Def	Total									
10	PATTERSON, Manny	f	8-9	0-0	4-5	4	0	4	1	20	0	1	0	0		22	
01	RUSSELL, Phillip	g	6-14	1-5	3-3	0	3	3	3	16	4	4	0	1		35	
03	REED, JR., Eric	g	4-10	2-7	2-2	1	2	3	1	12	0	2	1	0		35	
25	RUSSELL, Nygal	g	5-14	4-9	0-1	2	3	5	4	14	4	4	0	3		31	
33	BRANSON, Dylan	g	2-5	0-3	0-0	0	1	1	4	4	5	0	0	1		21	
02	THOMPSON, Chase		0-1	0-0	0-0	0	0	0	0	0	0	1	0	0		2	
11	NICHOLAS, DQ		0-3	0-2	2-2	0	3	3	1	2	2	3	0	0		22	
20	THOMPSON, Sam		2-3	0-0	0-0	1	0	1	2	4	0	0	1	0		13	
21	AKENTEN, Nana		0-4	0-3	0-0	3	4	7	0	0	0	1	0	2		19	
	Team					0	0	0									
Totals			27-63	7-29	11-13	11	16	27	16	72	15	16	2	7		200	

FG % 1st Half: 15-28 53.6% 2nd half: 12-35 34.3% Game: 27-63 42.9% Deadball
3FG % 1st Half: 5-12 41.7% 2nd half: 2-17 11.8% Game: 7-29 24.1% Rebounds
FT % 1st Half: 0-1 0.0% 2nd half: 11-12 91.7% Game: 11-13 84.6%

Officials: Kelly Davis, Andrew Walton, John St. Clair
Technical fouls: Belmont-None. Southeast Mo. St.-None.

Attendance: 1469
2021-22 Men's Basketball. Round: 0. Belmont vs Southeast Mo. St.. Played at Sh

Score by periods	1st	2nd	Total
Belmont	37	44	81
Southeast Mo. St.	35	37	72

	In	Off	2nd	Fast	Bench
Points	Paint	T/O	Chance	Break	
BEL	38	23	4	14	13
SEMO	32	11	10	4	6

OVC CHAMPIONS | 2000 NCAA TOURNAMENT | 2000



2021-22 SOUTHEAST MISSOURI BASKETBALL NOTES

UT MARTIN // FEB. 24

Game
27

Southeast Missouri 94 Tennessee Tech 98

February 17, 2022 • Eblen Center • Cookeville, Tenn.



COOKEVILLE, Tenn. -

Eric Reed, Jr. scored a career-high 35 points and Southeast Missouri scored a season-high in an Ohio Valley Conference road game, but came up short in a 98-94 loss to Tennessee Tech at the Eblen Center.

SEMO was within three or less points a total of 21 times in the second half, but couldn't get the lead. The Golden Eagles also made 11-straight free throws in the final 1:29 to seal their victory.

Every time the Redhawks threatened, the Golden Eagles answered.

Reed, Jr. made two free throws to tie the game at 81-81 with just under four minutes to go, but TTU countered with points on five occasions when it was a one-possession contest from that point on.

Both teams scored 54 points in a back-and-forth second half that saw TTU shoot 58.6 percent (17-of-29) from the field and connect on 18 of 22 free throw attempts.

Reed, Jr. shot 11-of-24 from the field, buried four 3-pointers and hit 9-of-11 free throws en route to his second 30-point effort this season. He scored 23 of his points in the second half. Patterson turned in a double-double 20 points and 10 rebounds.

Game
28

Southeast Missouri 92 Morehead State 84

February 19, 2022 • Johnson Arena • Morehead, Ky.



MOREHEAD, Ky. -

Eric Reed, Jr. scored a game-high 28 points and Southeast Missouri drained 15 three-pointers in a 92-84 road win over Morehead State at Johnson Arena.

SEMO put together its best road win of the season en route to dealing MSU only its second home loss.

The Redhawks led for all but 9:20 of the contest.

SEMO started strong out of the gate again, this time heating up to shoot 53.8 percent from 3-point range in the game's opening 20 minutes.

For the second time during this road swing, the Redhawks knocked

down seven 3-pointers in the first half. SEMO also had nine different players get in the scoring column during its balanced opening stanza.

SEMO scored the first nine points of the game with Phillip Russell and Nygal Russell each burying a 3-pointer to key the surge.

MSU answered with an 11-3 run to trim SEMO's lead to 41-39 at the intermission.

The Eagles managed to get a five-point lead (54-49) on a jumper by Johni Broome with 14:57 to go.

The Redhawks remained composed down the stretch and made six free throws in the last 52 seconds.

Official Basketball Box Score -- Game Totals -- Final Statistics Southeast Mo. St. vs Tennessee Tech 02-17-22 8 p.m. at Eblen Center -- Cookeville, Tenn.



Southeast Mo. St. 94 • 11-16, 6-8 OVC

#	Player	Total		3-Ptr		Rebounds		PF	TP	A	T	Blk	Stl	Min			
		FG	FGA	FG	FGA	Off	Def										
10	PATTERSON, Manny	8	13	0-0	4-4	5	5	10	4	20	1	2	1	26			
01	RUSSELL, Phillip	3	6	3-6	0-0	2	2	2	9	2	5	0	0	32			
03	REED, JR., Eric	11	24	4-10	9-11	3	1	4	2	35	5	3	0	37			
25	RUSSELL, Nygal	2	6	1-3	0-0	2	2	4	5	5	3	2	0	26			
33	BRANSON, Dylan	0	1	0-0	0-0	1	1	2	2	0	3	0	0	7			
05	HARRIS, Chris	0	5	0-3	2-2	0	4	4	1	2	3	3	0	18			
11	NICHOLAS, DQ	0	3	0-1	2-2	1	3	4	3	2	6	0	0	1	25		
20	THOMPSON, Sam	3	5	0-0	1-1	2	2	3	3	7	0	1	0	1	9		
21	AKENTEN, Nana	5	8	4-6	0-0	0	4	4	2	14	1	2	0	0	20		
Team						3		3									
Totals		32	71	12	29	18	20	16	27	43	24	94	24	17	2	4	200
FG % 1st Half: 16-36		44.4%		2nd half: 16-35		45.7%		Game: 32-71		45.1%						Deadball	
3FG % 1st Half: 7-15		46.7%		2nd half: 5-14		35.7%		Game: 12-29		41.4%						Rebounds	
FT % 1st Half: 1-1		100.0		2nd half: 17-19		89.5%		Game: 18-20		90.0%							

Tennessee Tech 98 • 8-19, 5-9 OVC

#	Player		Total		3-Ptr		Rebounds		PF	TP	A	T	Blk	Stl	Min	
			FG	FGA	FG	FGA	Off	Def								
02	Daniel Ramsey	f	6-10	0-0	1-1	4	2	6	3	13	1	1	0	1	14	
13	Kenny White Jr.	f	6-12	0-2	4-7	1	2	3	3	16	2	0	0	5	32	
14	Mamoudou Diarra	f	1-2	1-2	0-0	0	1	1	1	3	1	1	0	0	9	
03	Keishawn Davidson	g	3-6	2-3	4-4	0	3	3	4	12	9	2	0	0	35	
50	John Pettway	g	7-9	0-0	3-4	0	2	2	2	17	2	3	0	3	36	
04	Jr. Clay	g	4-12	2-7	9-10	0	3	3	0	19	6	2	0	2	33	
11	Dane Quest	g	0-0	0-0	0-0	0	1	1	0	0	1	0	0	0	3	
12	Amadou Sylla	g	4-8	0-0	2-6	1	5	6	2	10	1	0	0	0	22	
33	Shandon Goldman	g	3-5	2-4	0-0	0	5	5	2	8	1	1	0	2	16	
Team							2	0	2							
Totals				34-64	7-18	23-32	8	24	32	17	98	24	10	0	13	200
FG % 1st Half: 17-35 48.6% 2nd half: 17-29 58.6% Game: 34-64 53.1%																
3FG % 1st Half: 5-12 41.7% 2nd half: 2-6 33.3% Game: 7-18 38.9%																
FT % 1st Half: 5-10 50.0% 2nd half: 18-22 81.8% Game: 23-32 71.9%																
Deadball Rebounds 4																

Officials: David Carter, John Dillon, Jeb Hartness
Technical fouls: Southeast Mo. St.-None. Tennessee Tech-John Pettway.
Attendance: 1009
2021-22 Men's Basketball. Round: 0. Southeast Mo. St. vs Tennessee Tech. Playe

Score by periods	1st	2nd	Total
Southeast Mo. St.	40	54	94
Tennessee Tech	44	54	98

Points	In	Off	2nd	Fast	Bench
SEMO	38	15	18	11	25
TNTech	52	14	8	20	37

Official Basketball Box Score -- Game Totals -- Final Statistics Southeast Mo. St. vs Morehead State 02-19-22 4:30 p.m. at Johnson Arena -- Morehead, Ky.



Southeast Mo. St. 92 • 12-16 / 7-8 OVC

#	Player	*	Total		3-Ptr		Rebounds		PF	TP	A	TO	Blk	Stl	Min	
			FG-FGA	FG-FGA	FT-FTA	Off	Def	Tot								
01	RUSSELL, Phillip	*	6-12	2-5	1-1	1	0	1	3	15	6	0	0	1	33	
03	REED, JR., Eric	*	7-15	4-8	10-11	2	0	2	1	28	3	1	0	2	34	
10	PATTERSON, Manny	*	3-4	0-0	1-2	1	0	1	4	7	0	0	0	0	5	
25	RUSSELL, Nygal	*	4-9	3-6	1-2	1	6	7	1	12	5	1	0	1	26	
33	BRANSON, Dylan	*	0-0	0-0	0-0	0	1	1	0	0	0	1	0	0	14	
02	THOMPSON, Chase		1-1	0-0	0-0	0	0	0	5	2	0	0	1	0	10	
05	HARRIS, Chris		4-6	4-5	0-0	0	1	1	1	12	3	2	0	2	20	
11	NICHOLAS, DQ		2-5	2-3	0-0	0	2	2	1	6	2	0	0	0	16	
20	THOMPSON, Sam		1-5	0-0	1-2	1	3	4	5	3	0	2	2	0	17	
21	AKENTEN, Nana		3-8	0-3	1-2	3	8	11	3	7	1	1	0	1	25	
Team						3	2	5								
Totals				31-65	15-30	15-20	12	23	35	24	92	20	8	3	7	200
FG % 1st Half: 16-31			51.6%	2nd half: 15-34			44.1%	Game: 31-65			47.7%	Deadball				
3FG % 1st Half: 7-13			53.8%	2nd half: 8-17			47.1%	Game: 15-30			50.0%	Rebounds				
FT % 1st Half: 2-4			50.0%	2nd half: 13-16			81.3%	Game: 15-20			75.0%	4				

Morehead State 84 • 20-9 / 12-4 OVC

#	Player	Total	3-Ptr	Rebounds												
		FG-FGA	FG-FGA	FT-FTA	Off	Def	Tot	PF	TP	A	To	Blk	Stl	Min		
02	SEBREE, JAYLEN	* 2-3	0-0	1-2	3	1	4	1	5	2	1	0	0	13		
04	BROOME, JOHN	* 7-16	0-0	1-3	8	4	12	3	15	0	3	3	1	33		
11	HALL, JAYLON	* 7-11	6-10	1-2	0	1	1	4	21	0	1	0	0	25		
21	HOLLOWELL, TRAY	* 3-11	3-11	2-2	0	2	2	4	11	2	2	0	1	26		
55	COOPER, TALON	* 6-13	0-6	1-1	2	5	7	2	13	7	4	0	2	36		
03	THELWELL, DREW	1-3	1-3	0-0	0	0	0	1	3	1	0	0	0	8		
05	POTTER, SKYLAR	3-10	0-5	4-5	3	4	7	3	10	1	2	0	0	23		
22	BRYAN, LJ	1-3	0-0	0-1	2	4	6	1	2	0	0	1	0	8		
24	WOLFE, JAKE	1-2	0-1	2-2	2	1	3	4	4	4	0	0	0	28		
Team					2	1	3									
Totals		31-72	10-36	12-18	22	23	45	23	84	17	13	4	4	200		
FG % 1st Half: 17-38		44.7%		2nd half: 14-34		41.2%		Game: 31-72		43.1%		Deadball				
3Pt % 1st Half: 3-14		21.4%		2nd half: 1-22		4.5%		Game: 11-36		30.6%		Rebounds				
FT % 1st Half: 2-2		100.0		2nd half: 10-16		62.5%		Game: 12-22		54.5%						