



2022 SOUTHEAST MISSOURI BASEBALL MEDIA GUIDE

REDHAWK BASEBALL



Tyler Wilber
OVC Preseason
Player of the Year



#LETSSOAR

**DO
YOU
HAVE
THE
WILL
TO**

**make a
medical
discovery?**



**SOUTHEAST MISSOURI
STATE UNIVERSITY** 1873



TABLE OF CONTENTS

2022 SOUTHEAST MISSOURI BASEBALL

Intro to Redhawk Baseball

Media Information	2-3
OVC Commissioner's Cup Champions	4
Under Armour	5
Capaha Field	6-7
Academic Excellence	8
Social Development	9
Competitive Success	10
Sports Medicine	11
2021 OVC Champions	12-13
President Dr. Carlos Vargas	14-15
Director of Athletics Brady Barke	16-17
Athletics Staff	18-20

Season Preview

Season Outlook	22-25
Numerical Roster	26
Alphabetical Roster	27
Radio/TV Roster	28-29
Schedule	30

Coaches

Head Coach Andy Sawyers	32-34
Assistant Coaches	35-36

Profiles

Returnees	38-54
Newcomers	55-58

Review

2021 Final Statistics	60-61
2021 OVC Statistics	62
2021 Hitting Statistics	63-64
2021 Pitching Statistics	65-66

Opponents

Series Results (Division I Era)	68-78
---------------------------------------	-------

This is the OVC

OVC History	80-88
2021 OVC Tournament Champions	89
2021 Final OVC Statistics	90-91
2022 OVC Tournament	92

Records & History

Honors & Awards	94-95
Single-Season Hitting Records	96
Career Hitting Records	97
Single-Season Pitching Records	98
Career Pitching Records	99
Annual Leaders	100-108
Coaching History	109
Miscellaneous Records	110-111
OVC Tournament Appearances	112-113
2021 NCAA Oxford Regional	114-115
All-Time Roster	116-119
Yearly Results	120-129
Major League Draft Picks	130

SEMO

Southeast Missouri State University	132-137
Let's Soar	138

Credits

The 2022 Southeast Missouri Baseball Media Guide was written, edited and designed by Assistant Director of Athletics for Strategic Communications Jeff Honza. Additional assistance by Eric Mueller and Chandler Collins. Photography by Marc Mahnke and Southeast Missourian/SEMOBall. Special thanks to opposing school media relations personnel.



2022 SOUTHEAST MISSOURI BASEBALL GUIDE MEDIA INFORMATION



MEDIA INFORMATION

FOLLOW THE REDHAWKS

The 2022 Southeast Missouri baseball media guide is a source of information for the news media covering the Redhawks. News releases, clips, video footage, photographs and other information will also be available to accredited members of the media upon request.

Strategic Communications

The Southeast Missouri Strategic Communications Office is always willing to assist the media with their coverage of Redhawk Baseball. All media and credential requests should be made to Assistant Director of Athletics Jeff Honza. Should you need any information, feel free to call any time, day or night. Honza can be reached at (573) 651-2933 (work) or (618) 528-1145 (mobile).

In-Season Interview Policy

All of Southeast Missouri's baseball student-athletes and coaches will be available to the media throughout the 2022 season. Interviews should be arranged through the Southeast Missouri Strategic Communications Office. Please let the Strategic Communications Office know at least 24 hours in advance so interview arrangements can be made.

Credentials

Credentials are required for entrance to Capaha Field. To request credentials, please contact Jeff Honza in the Southeast Missouri Strategic Communications Office by phone at (573) 651-2933 or email at redhawk1@me.com/jhonza@semo.edu.

Southeast Missouri follows the guidelines set forth by the NCAA governing the issuance of credentials. Press credentials will be issued

to accredited sports writers of daily and weekly newspapers. Photo credentials will be issued to accredited members of the photo media working for newspapers and television stations.

All credential requests should come from sports editors, directors or anchors. Spouses, dates and minors will not be permitted in the Capaha Field Press Box. Any unauthorized use of credentials will result in revocation of credentials issued by Southeast Missouri State University and credential requests will not be honored for future SEMO athletic events.

Postgame Interviews

The Southeast Missouri Strategic Communications staff will make student-athletes available to the media at the conclusion of each game. Coach Sawyers' first postgame responsibility after meeting with the team is his live radio show.

Photographers

Please observe NCAA regulations and shoot from designated areas assigned at Capaha Field. Due to the COVID-19 pandemic, there will be limited areas assigned for working photographers.



2022 SOUTHEAST MISSOURI BASEBALL GUIDE

MEDIA INFORMATION




STRATEGIC COMMUNICATIONS

One University Plaza MS 0200
Cape Girardeau, MO 63701
Phone: (573) 651-2294 | Fax: (573) 651-2810



Jeff Honza
Assistant AD/Football
Contact
(573) 651-2933
(618) 528-1145 (cell)
redhawk1@me.com/
jhonza@semo.edu



Eric Mueller
Assistant Director
(573) 651-2294
(630) 267-5145 (cell)
ejmueller@semo.edu



Chandler Collins
Graduate Assistant
(417) 861-7504 (cell)
ccollins1s@semo.edu

Redhawks Radio Network

All Southeast Missouri baseball games will be broadcast live on the radio at SEMO ESPN 93.5 FM (K228FX) and 1220 AM (KGIR), and online at GoSoutheast.com. Erik Sean is in his 22nd year as the "Voice of the Redhawks." Sean is the Director of Sports Operations for Mississippi River Radio's eight radio stations in Cape Girardeau.



Radio Network Affiliates

Real Rock 99.3 FM (KCGQ) Cape Girardeau, Mo.
ESPN 93.5 FM (K228FX) Cape Girardeau, Mo.
ESPN 1220 AM (KGIR) Cape Girardeau, Mo.
ESPN 1470 AM (KMAL) Malden, Mo.

Visiting Radio Line

A courtesy ethernet line is available for official visiting team radio use at Capaha Field.

Redhawks on the Internet

Southeast Missouri's Official Athletics website can be found at the following address:

SEMORedhawks.com

The website is updated daily and information on all 15 sports is available. Complete schedule, results, coaches and player bios, and conference information can be accessed.

Redhawks on ESPN+

The Ohio Valley Conference and ESPN have a media rights agreement, which includes a minimum of 600 conference events on ESPN+, the multi-sport, direct-to-consumer subscription streaming service from The Walt Disney Company Direct-to-Consumer & International segment and ESPN. Select Southeast Missouri baseball games air live on ESPN+. ESPN+ offers fans thousands of additional live events, on-demand content and original programming not available on ESPN's linear TV or digital networks. ESPN+ is an integrated part of the completely redesigned ESPN App. Already the leading sports app, the new ESPN App is the premier all-in-one digital sports platform for fans across mobile and TV-connected devices. ESPN+ is also available through ESPN.com.

Press Box Decorum

Any cheering or outward expression is strictly prohibited in the Capaha Field Press Box at all times.

Gameday Parking

There is no media parking at Capaha Field. Parking is available on a first-come, first-serve basis. Please be aware that foul balls are often hit into parking lots and the risk of vehicles being damaged.

Live Stats

StatBroadcast Live is the official live statistics platform of Southeast Missouri Baseball. Live stats can be accessed at **Statb.us/I/SEMO**.

Wireless Internet

Wireless internet is available at Capaha Field. A member of the Strategic Communications staff will provide login information.

Official Statistics

Southeast Missouri uses "The Automated Scorebook" for baseball computerized statistics. Printed stats, rosters and game notes will be available at Capaha Field. Media are encouraged to follow live real time stats in-game at the Redhawks StatBroadcast platform Statb.us/I/SEMO. Game notes will be sent electronically to media before each series and final official statistics packets will be emailed postgame.

SOCIAL MEDIA



Twitter
@SEMOBaseball
@SEMORedhawks



Facebook
SEMORedhawks



Instagram
@SEMORedhawks



Snapchat
SEMORedhawks



Southeast Missouri's vision of winning the Ohio Valley Conference Commissioner's Cup became a reality when the Redhawks claimed the league's ultimate symbol of overall athletic excellence in Conference-sponsored championships for the first time in school history.

In 2018, SEMO developed a comprehensive strategic plan designed to guide the athletics department into the future which included the following objective as it relates to competition.

"Win the OVC Commissioner's Cup within the next five years and compete annually thereafter."

Mission accomplished.

In 2020-21, SEMO accumulated a total of 119 points, 7.5 points ahead of second-place Belmont (111.5). While competing in the middle of a COVID-19 pandemic, the Redhawks celebrated a dominating spring season bolstered by first-place finishes in

women's tennis, women's track & field, softball and baseball, and a second-place finish in men's track & field. The Redhawks also posted third-place finishes in women's basketball, soccer and volleyball.

"This is truly a team effort.

Winning the Commissioner's Cup takes everyone. From the University administration, to the coaches and staff, to the student-athletes, to our supporters. We couldn't have achieved this level of success without all of these groups buying into our vision," said SEMO Director of Athletics Brady Barke.

The Redhawks storybook season came a year after they were on track to win the OVC Commissioner's Cup. In 2019-20, SEMO was in first place following the winter championships before the remainder of the year was canceled and the honor was not awarded due to COVID.

"Not having the opportunity to finish what we started in 2019-20,

makes this year's achievement extra special," added Barke. "We felt we were poised to win the Commissioner's Cup a year ago, so it was great to be able to carry that momentum into the 2020-21 academic year and achieve our goal."

Prior to 2020-21, SEMO finished no higher than third in the OVC Commissioner's Cup standings. Jacksonville State (110.5), Murray State (109.5), Austin Peay (95.0), Morehead State (92.5), UT Martin (88.5), Eastern Kentucky (86.5), Tennessee Tech (80.0), Eastern Illinois (79.5), SIU Edwardsville (75.0) and Tennessee State (33.0) completed this year's scoring.

Since the start of the 2019 calendar year, the Redhawks have won 11 conference championships, most in the OVC. Five of those titles came during this spring alone. SEMO completed its unprecedented 2020-21 campaign with a 93-42-1 (.688) record in conference regular-season play

for its highest OVC regular-season winning percentage in school history. The Redhawks were the only OVC school that qualified for every conference championship event this season. Additionally, SEMO became the first school in OVC history to win a regular-season championship in baseball, softball and women's tennis in the same year.



2022 SOUTHEAST MISSOURI BASEBALL GUIDE REDHAWKS & UNDER ARMOUR



UNDER ARMOUR

OFFICIAL OUTFITTER OF SEMO ATHLETICS

Under Armour, Inc. (NYSE: UA, UAA) is the official outfitter for Southeast Missouri Athletics. The Baltimore-based global leader in performance footwear, apparel and equipment became the official outfitter of Southeast Missouri Athletics on July 1, 2018.

As part of the multi-year agreement, Under Armour provides on-field and training gear for 15 sports. Additionally, Under Armour outfits members of the athletic department including coaches and staff.

"We are extremely excited about our partnership with Under Armour and BSN SPORTS to outfit our student-athletes and coaches with the highest quality apparel in the market," said Director of Athletics Brady Barke. "Having two of the industry leaders in athletic apparel associated with us expands the resources available to each of our teams and significantly benefit

our student-athletes."

The new official outfitter agreement includes marketing entitlement that complements Under Armour's brand marketing campaigns through print and venue presence at the University.

Southeast Missouri's athletic programs include football, men's basketball, women's basketball, baseball, men's cross country, women's cross country, softball, women's tennis, volleyball, women's soccer, men's outdoor track & field, men's indoor track & field, women's outdoor track & field, women's indoor track & field and women's gymnastics.

The Redhawks compete at the NCAA Division I level and are part of the NCAA Football Championship Subdivision (formerly I-AA) in football. Southeast first became a member of the Ohio Valley Conference when it moved to NCAA Division I in 1991-92. The Redhawks have


won 57 OVC regular-season championships and 20 OVC tournament titles during their first 29 years in the league. Southeast also won seven Women's All-Sports trophies in that span.

Southeast Missouri joined the growing Under Armour roster of NCAA partners that includes the University of California, Los Angeles, University of California, Berkeley, University of Wisconsin, University of Notre Dame, Naval Academy Athletic Association, University of Maryland, Texas Tech University, Northwestern University, University of Cincinnati, Boston College, University of Utah, University of South Carolina and Auburn University.

About Under Armour

Under Armour, Inc., headquartered in Baltimore, Maryland is a leading innovator, marketer and distributor of branded performance athletic apparel, footwear and accessories. Designed to make all athletes better, the brand's innovative products are sold worldwide to consumers with active lifestyles. The company's Connected Fitness™ platform powers the world's largest digitally connected health and fitness community.

OVC TOURNAMENT CHAMPIONS | 1998 • 2002 • 2016 • 2021
NCAA TOURNAMENT | 1998 • 2002 • 2016 • 2021



Capaha Field is the home of Southeast Missouri Baseball. SEMO Baseball has called Capaha Field home since the program's inception in 1959.

Located just two blocks west of SEMO's campus, Capaha Field is owned and operated by the City of Cape Girardeau. It is also the home to wood bat Prospect League member Cape Catfish.

Prior to the 2020 season, SEMO opened a state-of-the-art baseball training facility adjacent to Capaha Field along the third base side.

The 4,000-square foot indoor facility can fit up to four batting cages, has portable pitching mounds and is equipped with HitTrax and Rapsodo technology which helps improve overall player performance.

The HitTrax system provides real-time statistics and

performance metrics. It measures exit velocity, launch angle and strike zone analysis.

Meanwhile, the Rapsodo program is designed to provide instant data on pitch velocity, spin rate and release angle. It also has strike zone analysis and can track progress over time with historical and statistical analytics.

SEMO's indoor hitting facility was built at a cost of \$400,000.

In summer 2019, Capaha Field received major upgrades that included new lights, freshly painted areas, chairback seating, a newly paved walking plaza and a home run deck located in right field.

Two years before that, Capaha Field received a \$1.8 million renovation that featured synthetic turf. Other upgrades to the facility included a scoreboard equipped with video capabilities, a new outfield fence, new bullpens and

additional cosmetic upgrades such as new paint and fencing all around the field.

The Capaha Field press box, completed for the start of the 2006 season, is equipped with televisions, kitchen/lounge areas and restrooms, and provides media and staff an excellent view behind home plate.

Capaha Field is nestled in historic Capaha Park, the oldest park in Cape Girardeau's park system. In addition to the ballpark, Capaha Park has playgrounds, a pond, picnic areas, a band shell, rose garden, splash pad and disc golf course.

Capacity of Capaha Field is 2,000 and dimensions are 330 down the lines, 375 to the alleys and 400 to straightaway center field. The outfield wall is nine feet high.

Fans enjoy cheering on the Redhawks from the hillsides

behind the first base dugout and beyond the left field wall.


SEMO consistently leads the Ohio Valley Conference in home attendance. Over 160,000 fans have flocked to Capaha Field to watch the Redhawks.

In their OVC Championship seasons from 2014-2016, the Redhawks had over 46,000 fans for an average of 750 per game, while posting a 47-16 home record in that span.

The Cape Capahas, the oldest amateur baseball team in America, also calls Capaha Field *home*.



2022 SOUTHEAST MISSOURI BASEBALL GUIDE
SOUTHEAST SOFTBALL COMPLEX



OVC TOURNAMENT CHAMPIONS | 1998 • 2002 • 2016 • 2021
NCAA TOURNAMENT | 1998 • 2002 • 2016 • 2021



ACADEMIC EXCELLENCE

ALWAYS A STUDENT FIRST

The Holcomb Success Center offers Southeast Missouri student-athletes a place to study and develop as students and campus leaders.

It is located in the Student Recreation Center, just south of Houck Field. The Holcomb Success Center offers a computer lab with 18 work terminals, study areas and rooms for group meetings. The facility houses the Southeast Academic Services staff and main weight room for Redhawk student-athletes.

The beautiful facility has enhanced the outstanding work in the classroom already enjoyed by SEMO student-athletes.

Redhawk student-athletes overcame an enormous amount of adversity and disruption during the COVID-19 pandemic to cap a record 2019-20 academic year.

After recording a 3.39 grade point average in the fall, SEMO accumulated a Department of

Athletics record 3.53 spring semester GPA.

A total of 12 teams achieved a 3.21 or higher GPA during the spring term alone.

Also, five different programs, including gymnastics (3.82), women's soccer (3.78), women's basketball (3.42), men's basketball (3.26) and football (2.94) registered their highest semester GPA ever.

Women's tennis led the spring semester with a 3.88 GPA. Women's cross country (3.76), women's track & field (3.66), softball (3.60), volleyball (3.44), baseball (3.35), men's cross country (3.32) and men's track & field (3.21) completed the team GPAs in the spring term.

Tutors are available for all student-athletes as needed. In addition, both attendance and academic progress is monitored through regular checks with faculty.

A special course is required for all first time student-athletes at SEMO. The course, which offers three credit hours, is part of a comprehensive program developed to address study skills and life skills topics, and thus, enhance retention and academic success for student-athletes.

Entering student-athletes are evaluated for academic preparedness and assigned to appropriate categories. Student-athletes can also receive individualized academic programs which include meeting with a

mentor bi-weekly to discuss academic progress.

The Holcomb Success Center staff works to get athletes involved in campus and community projects, as well. This is done to provide a support structure and greater opportunity for academic success. Through the NCAA's CHAMPS/Life Skills Program, the Holcomb Success Center gives student-athletes personal and professional skills in order to facilitate successful and productive futures.



SOCIAL DEVELOPMENT

GIVING BACK & SERVING THE COMMUNITY

Student-athletes and coaches at Southeast Missouri are dedicated to giving back to the community that so generously supports them.

Redhawk baseball student-athletes have opportunities to participate in a variety of community service activities each year. Community involvement helps provide a support structure and greater opportunity for academic success.

We are proud of the level of commitment shown by our student-athletes and always encourage them to participate in community service projects here at SEMO.

SEMO student-athletes also have the opportunity to participate in the Redhawks BRIDGE Program. The mission of the Redhawks BRIDGE Program is to develop a comprehensive student-athlete development

program by Building Responsible Individuals and Delivering Gainful Experiences. This program provides student-athletes with both leadership and life skills experiences through interactive programming that will prepare them to be successful in life after athletics. The leadership programming will teach student-athletes about Southeast's culture and allow them to learn, develop, and apply leadership skills. The life skills programming provides educational programs designed to assist student-athletes in identifying and applying transferable skills and experiences to prepare them to succeed outside of the athletic arena.





COMPETITIVE SUCCESS

SPORTS PERFORMANCE

Southeast Missouri's Strength and Conditioning program is committed to developing the total student-athlete through their experiences within a competitive training environment.

SEMO's weight room renovations at the Holcomb Success Center were completed in January, 2016.

Indoor turf, weights, equipment and lifting platforms were added as part of the renovation, which

cost \$500,000. The facility now has more space and equipment to handle SEMO's larger teams or multiple teams training at the same time. Branding and new lighting were also included in the overall project.

The newly-renovated weight room enhances training with the best equipment available and is able to accommodate larger teams or multiple teams training at the same time.





SPORTS MEDICINE

PROVIDING THE BEST CARE POSSIBLE

Southeast Missouri's sports medicine staff strives to provide the best care possible for its student-athletes.

On Aug. 14, 2019, SEMO and SoutheastHEALTH entered a collaborative partnership in which SoutheastHEALTH will serve as comprehensive providers of orthopedic and sports medicine services for the University's NCAA Division I athletics program, its intramural and club sport participants and for the University's performing arts students.

Under the agreement, SoutheastHEALTH orthopedic and sports medicine physicians provide orthopedic, primary medical care, athletic training and physical therapy services, and invest in the University by providing diagnostic equipment and athletic training supplies, as well as scholarships for students.

SoutheastHEALTH

orthopedists Dr. Anthony McPherron, Dr. Matthew Baker and Dr. Charity Jacobs, and SoutheastHEALTH sports medicine physician Andrew Lawrence serve as the official team physicians of SEMO.

The sports medicine staff begins treatments and rehabilitation starting as early as 6 a.m., and is available until the last student-athlete is through.

There are currently four sports medicine facilities on campus. The staff treats out of the Rosengarten Athletic Complex, where the primary training room is located. There are two other satellite athletic training rooms, including one at Houck Field House and one at the Show Me Center.





2022 SOUTHEAST MISSOURI BASEBALL GUIDE

2021 OVC CHAMPIONS



2021 OVC


REGULAR-SEASON AND TOURNAMENT CHAMPIONS



SEMO



2022 SOUTHEAST MISSOURI BASEBALL GUIDE
2021 OVC CHAMPIONS



OVC TOURNAMENT CHAMPIONS | 1998 • 2002 • 2016 • 2021
NCAA TOURNAMENT | 1998 • 2002 • 2016 • 2021



DR. CARLOS VARGAS

PRESIDENT

Dr. Carlos Vargas became the 18th president of Southeast Missouri State University July 1, 2015, after having served as acting president at Kutztown University of Pennsylvania.

Since becoming president, Dr. Vargas has launched initiatives to marshal the resources, leverage opportunities and address a variety of challenges and needs of Southeast Missouri State University. He has set as primary goals for the institution the support for student persistence and retention.

He has encouraged and supported the identification and development of innovative academic programs, including bachelor's degrees in Unmanned Aircraft Systems, Geographic Information Science, and industrial and systems engineering. He has continued to support the globalization of

the campus through expansion of study-abroad experiences, extensive engagement of international students, and encouragement of students on campus and abroad to explore cultural interaction. He has championed the work of the President's Task Force on Diversity Education and continued emphasizing the expectations for enhancement of the teacher-scholar model. Under President Vargas' leadership, regional partnerships and collaborations have been solidified, including several joint initiatives with Three Rivers, Mineral Area and other community colleges.

Prior to assuming the presidency at Southeast, Dr. Vargas served one year as acting president of Kutztown University, where he also served as the provost and vice president for academic and student affairs.

Prior to his tenure at Kutztown,

Dr. Vargas was at Central State University in Wilberforce, Ohio, where he served as provost and vice president for academic affairs. He previously served in several roles at Kent State University (Ohio) for a total of 18 years, including founding director of the program on electron beam technology. He was also Kent's associate dean for research, interim assistant dean for research and interim assistant dean for the School of Technology. He started his tenure at Kent State in 1985 as a professor, and continued to teach until his departure from the university in 2003.

Dr. Vargas began his career in higher education at the National Autonomous University of Mexico (UNAM), from which he received a Bachelor of Science in physics.

He earned his Ph.D. in physics and aerospace science from the University of Michigan and he has

Master of Science degrees from Michigan in both physics and aerospace science. He is married to Pam Vargas, who currently serves as director of Research and Grant Development at Southeast, and they have a son, a daughter, and two granddaughters.



2022 SOUTHEAST MISSOURI BASEBALL GUIDE

PRESIDENT DR. CARLOS VARGAS



Southeast Missouri State Board of Regents



Edward P. Gargas
President



Phillip M. Britt



James P. Limbaugh



Tina L. Klocke



Lloyd F. Smith



Vivek Malik




Lauren Kohn
Student Representative



OVC TOURNAMENT CHAMPIONS | 1998 • 2002 • 2016 • 2021

NCAA TOURNAMENT | 1998 • 2002 • 2016 • 2021



BRADY BARKE

DIRECTOR OF ATHLETICS

Southeast Missouri Athletics has reached unprecedented success under the leadership of Brady Barke.

In 2020-21, SEMO claimed its first-ever Ohio Valley Conference Commissioner's Cup, the league's ultimate symbol of overall athletic excellence in Conference-sponsored championships.

While competing in the middle of a COVID-19 pandemic, the Redhawks won five OVC titles and one national championship. Women's tennis (regular-season), softball (regular-season), women's outdoor track & field and baseball (regular-season and tournament) all celebrated OVC championships, and gymnastics won the 2021 USA Gymnastics Women's Collegiate National Championship.

All that success came after the Redhawks were on track to win the OVC Commissioner's Cup the previous year. In 2019-20, SEMO was in first place following the winter championships before

the remainder of the year was canceled and the honor was not awarded due to COVID.

Since the start of the 2019 calendar year, the Redhawks have won a total of 11 conference championships, most in the OVC. SEMO completed its remarkable 2020-21 campaign with a 93-42-1 (.688) record in conference regular-season play for its highest OVC regular-season winning percentage in school history. The Redhawks were also the only OVC school that qualified for every conference championship event in 2020-21, the best season in SEMO's NCAA Division I history.

Barke looks forward to keeping the momentum going as he begins his sixth year as SEMO's Director of Athletics.

Barke served as the Interim Director of Athletics since July, 2015, before being named to the permanent position of Director of Athletics on June 7, 2016.

He has built a culture that thrives on academics just as much as it does on competitive success.

Academically, SEMO's athletic teams are strong year-in and year-out.

Athletics achieved a 3.23 departmental GPA for the 2020-21 academic year. Fourteen of SEMO's 15 sports finished with a team GPA of 3.0 or higher.

Before that, student-athletes overcame an enormous amount of adversity and disruption brought on by a global COVID-19 pandemic to close out the 2019-20 academic year with a Department of Athletics record 3.53 spring grade point average.

That mark was the highest GPA of any semester for the Redhawks who had a total of 12 teams achieve a 3.21 or higher GPA in the spring term alone.

Also, five different programs, including gymnastics (3.82), women's soccer (3.78), women's basketball (3.42), men's basketball (3.26) and football (2.94) registered their highest semester GPAs ever.

The upcoming 2021-22 campaign marks SEMO's fourth

year with Under Armour. Barke reached a multi-year agreement with the Baltimore-based global leader in performance footwear, apparel and equipment that made Under Armour the official outfitter of SEMO Athletics on July 1, 2018.

As part of the multi-year agreement, Under Armour provides on-field and training gear for 15 sports. Additionally, Under Armour outfits members of the athletic department including coaches and staff.

Barke also secured bids to host SEMO's first home football playoff games. Additionally, he helped the University reach a collaborative partnership with SoutheastHEALTH. Under the agreement, SoutheastHEALTH orthopedic and sports medicine physicians provide orthopedic, primary medical care, athletic training and physical therapy services, and invest in the University by providing diagnostic equipment and athletic training supplies, as well as scholarships for students.



2022 SOUTHEAST MISSOURI BASEBALL GUIDE

DIRECTOR OF ATHLETICS BRADY BARKE



More recently, new state-of-the-art Formetco digital video scoreboards were installed at both Houck Field and the Southeast Softball Complex under Barke's leadership.

A 4,000-square foot baseball training facility was completed prior to the 2020 season. The \$400,000 indoor facility can fit up to four batting cages.

Barke hired Brad Korn as the Redhawks head men's basketball coach on Mar. 24, 2020, while navigating through the challenging times during the COVID-19 pandemic. Korn was the fourth head coach Barke hired during his tenure as Director of Athletics.

During his first year in 2016-17, Barke introduced Andy Sawyers as the Redhawks head baseball coach and worked tirelessly on two major renovation projects.

Nearly a month after Sawyers was hired, Southeast Missouri State and the City of Cape Girardeau officially broke ground on Capaha Field. New synthetic turf, new fencing and a digital scoreboard in the outfield were added as part of the \$1.8 million project that was completed before SEMO's season-opener.

Gymnastics Coach Ashley orchestrated a big turnaround in SEMO women's gymnastics during her first three years as head coach.

Women's Tennis Coach Mary Beth Gunn was Barke's other hire.

Sawyers, Lawson and Gunn each claimed Coach of the Year honors in 2021. SEMO's baseball team won the OVC regular-season and tournament titles, and made the NCAA Tournament under Sawyers. The gymnastics team won the USA Gymnastics Women's Collegiate National Championship with Lawson at the helm. And, Gunn led the women's tennis team to its first OVC regular-season title in program history.

On Feb. 3, 2017, SEMO formally dedicated Holcomb Success

Center. To honor the long-time service and philanthropy of Dr. John and Judy Holcomb, the University named the facility the Holcomb Success Center located in the Student Recreation Center-South. Indoor turf, weights, equipment and lifting platforms were added as part of the renovation at a cost of \$500,000. The facility now has more space and equipment to handle SEMO's larger teams or multiple teams training at the same time. Barke helped secure the Holcombs gift, the largest single cash gift in SEMO Athletics history. Major improvements were also made to the second floor of the building where athletic academic services are housed. This space provides student-athletes with places to study and features a computer lab with 30 work terminals and rooms for group meetings. Staff members assist student-athletes with life skills development, academic advising and academic progress toward degree requirements and NCAA eligibility.

Additional renovations have been made to the nutrition area that serves as a fueling station for SEMO student-athletes at the Holcomb Success Center.

Fundraising continues to increase under Barke's direction.

The 2018-19 campaign marked the highest level of giving to the Redhawks Club general fund in 15 years.

Barke also worked with donors to establish two new endowed scholarships for student-athletes and raised over \$60,000 to support the SEMO football program and summer school scholarships.

More than \$250,000 in pledges for the Redhawks Club unrestricted booster fund has been raised with Barke as Director of Athletics.

Improved branding has been a priority. Redhawk banners, S-E! M-O! billboards, Welcome to Redhawk Country and Redhawks yard signs are prominently

displayed all over Cape Girardeau.

On July 1, 2020, SEMO unveiled refreshed spirit marks, including a new primary logo, wordmark and variations for its 15 athletic programs. The new brand identity will allow SEMO's athletic teams to display consistent logos, lettering and numerals, and is independent of the existing University marks.

A year later on July 1, 2021, SEMO partnered with Affinity Licensing to manage its trademark licensing program. As part of the agreement, Affinity Licensing will act as the exclusive agency to manage the University's consumer products licensing relationships with manufacturers and retailers.

Barke helped develop the Redhawks Trivia Night & Auction, a sold out event that generated over \$200,000 in net revenue over five years. In addition, he launched the Redhawks BRIDGE program which provides student-athletes with both leadership and life skills experiences through interactive programming that will prepare them to be successful in life after athletics.

Barke served as Interim Associate Director of Athletics for Compliance & Student Support Services before being named the Senior Associate to the President and Secretary to the Southeast Missouri State University Board of Regents in 2013.

He began his tenure at Southeast in 2008 as Assistant Director of Athletics for Compliance & Eligibility. Barke previously served as a governance intern with the NCAA national headquarters in Indianapolis, and as a law clerk with the Southern Illinois University-Carbondale Department of Athletics Compliance Office.

Barke has served as a member of the National Association of Athletics Compliance (NAAC), chaired the NAAC Education Committee, and was a member of the NAAC Board of Directors.

He has facilitated the NCAA Regional Leadership Academy, and served on both the NCAA Sports Wagering Task Force and the Olympic Sports Liaison Committee.

Barke has a juris doctorate degree from Southern Illinois University School of Law, an MBA from Southeast Missouri State University, and a bachelor of science degree in biology from Webster University. While a student at Webster, Barke was a member of both the basketball and golf teams and was inducted into the Webster Athletic Hall of Fame.

He and his wife, Halley, are parents of three children, Mabrie, Jackson, and Kolbe.



2022 SOUTHEAST MISSOURI BASEBALL GUIDE

ATHLETICS STAFF



Kim Schuette
Associate Director of Athletics
Administration/SWA



Nate Saverino
Associate Director of Athletics
External Affairs



Angela Black
Assistant Director of Athletics
Compliance & Eligibility



Kent Phillips
Coordinator of Facilities &
Event Management



TJ Bartels
Ticket Office Manager




Betsy Wilcox
Director of Academics &
Student-Athlete Development




Brooke Hengst
Asst. Director of Academics &
Student-Athlete Development



Adam Criblez
Faculty Athletics Representative



Ben Fox
Co-Head Athletic Trainer



Amanda Martin
Co-Head Athletic Trainer



Ryan Napoli
Director of Sports Performance



Kristin Jones
Assistant Athletic Trainer



Nathan Harrison
Assistant Athletic Trainer



Mike Patke
Assistant Athletic Trainer



Michael Hair
Assistant Athletic Trainer



Paytience Ivy
Assistant Athletic Trainer



David Hudson
Assistant Athletic Trainer



Leslie Brooks
Graduate Assistant
Compliance



Sawyer Becherer
Graduate Assistant
Marketing & Engagement



Kyle Kasten
Graduate Assistant
Facilities & Event Management



2022 SOUTHEAST MISSOURI BASEBALL GUIDE

ATHLETICS STAFF



Jessica Wilson
Business Operations



Anthony Bello
Graduate Assistant



Mark Redburn
Head Softball Coach



Kristen Jones
Assistant Softball Coach



Matthew Guemmer
Assistant Softball Coach



Ashley Ellis
Volunteer Softball Coach



Austin Spainhour
Volunteer Assistant
Baseball Coach



Brad Korn
Head Men's Basketball Coach



Keith Pickens
Assistant Men's
Basketball Coach



Sam McMahon
Assistant Men's
Basketball Coach



Dustin Yoder
Assistant Men's
Basketball Coach



LaDon Champagnie
Men's Basketball
Director of Operations



Collin Jasper
Men's Basketball
Graduate Assistant



Rekha Patterson
Head Women's Basketball Coach



David Midlick
Assistant Women's
Basketball Coach



Jasmine Newsome
Assistant Women's
Basketball Coach



Carolyn Jenkins
Assistant Women's
Basketball Coach



Tom Matukewicz
Head Football Coach



Jeremy McDowell
Assistant Football Coach



Ricky Coon
Assistant Football Coach

OVC TOURNAMENT CHAMPIONS | 1998 • 2002 • 2016 • 2021
NCAA TOURNAMENT | 1998 • 2002 • 2016 • 2021



2022 SOUTHEAST MISSOURI BASEBALL GUIDE

ATHLETICS STAFF



Ray Smith
Assistant Football Coach



Justin Drudik
Assistant Football Coach



Jerone Williams
Assistant Football Coach



Issac Reed
Assistant Football Coach



Lucas Orchard
Assistant Football Coach



Luke Berblinger
Assistant Football Coach



Brett Blackman
Director of Football
Operations & Equipment



Ashley Lawson
Head Women's
Gymnastics Coach



Andavea Alexander
Assistant Women's
Gymnastics Coach



Heather Nelson
Head Women's Soccer Coach



Paul Nelson
Associate Head Women's
Soccer Coach



Tatianna Parham
Sundancer Coach



Mary Beth Gunn
Head Women's Tennis Coach




Kseniya Zonova
Graduate Assistant
Women's Tennis




Eric Crumpecker
Head Track & Field Coach



Ryan Lane
Cross Country Coach
Assistant Track & Field Coach




Eric Fox
Assistant Track & Field Coach



Theresa Scott
Assistant Track & Field Coach



Julie Yankus
Head Volleyball Coach



Matt Stolz
Assistant Volleyball Coach

#LETSSOAR



PREVIEW





2022 SOUTHEAST MISSOURI BASEBALL GUIDE

SEASON PREVIEW



Southeast Missouri has championship DNA in its bloodline entering the upcoming 2022 season.

The reigning Ohio Valley Conference regular-season and tournament champions, SEMO was tabbed as this year's preseason favorite and is hungry for a repeat.

"I think expectations are always the same. Everyone is trying to win a championship," said Andy Sawyers, who begins his sixth year as the Redhawks skipper. "Last year validated that we could do it and we had the right players in place. We're not going to change what we are doing and want to continue focusing on what it takes to be a championship team."

SEMO returns five position starters and two starting pitchers from its title team that went 30-22 overall and 17-10 in the OVC a year ago. Two of the returning starters include Pre-season OVC Player of the Year

Tyler Wilber and fellow Preseason All-OVC pick Jevon Mason.

Wilber and Mason are each coming off big seasons and played a huge part in leading the Redhawks to their fourth NCAA Tournament in program history. Now that SEMO has tasted the postseason from an NCAA Regional standpoint, it believes it will mean a whole lot more for this ballclub to make a return.

"It's an event the first time you go to an NCAA Regional. It doesn't happen all the time," said Sawyers. "We have a lot of guys back that hopefully put us in a position to win a championship and get back to an NCAA Regional. I think it will be a much different feel to make a second NCAA Tournament appearance and we often ask ourselves, 'What do we have to do to get back?'"

In this year's voting by OVC Head Coaches and Communication Directors, SEMO

accumulated eight of the 18 first-place nods and 114 points atop the league's Predicted Order of Finish. The Redhawks claimed wins in eight of their nine series against OVC foes in 2021.

After a 2021 season that was shortened to 46 regular-season games that included an OVC Tournament limited to four teams because of COVID-19, SEMO is primed to get back to a traditional routine.

"The schedule was hard last year and saw a lot more series wins than sweeps," commented Sawyers. "We look forward to returning to a 56-game schedule with all of our midweek contests. Things were also tight in the conference standings and, hopefully, there will be more separation between OVC teams this season."

Here is an extensive look at the 2022 Redhawks:

Catcher

Before the 2021 season, Sawyers referred to his catchers as "1a." and "1b."

Wade Stauss, who was named OVC Tournament Most Valuable Player, signed as an undrafted free agent with the St. Louis Cardinals after being SEMO's starter (1a.) behind the dish. Stauss opted to forego a return with the Redhawks to pursue his professional baseball opportunity.

Junior **Andrew Keck (St. Louis, Mo.)**, SEMO's "1b." last season, will take over starting duties at catcher. Keck had a good balance of starting experience both as a catcher and outfielder.

One of three players to start all 52 games, Keck ranked third on the team with a .298 batting

average last season. He led the team with 36 runs scored and 17 stolen bases, and ranked second with 61 hits.

"Andrew can do a lot of different things due to his size and athleticism," said Sawyers. "I think he's ready to have that 'monster' OVC year."

Behind Keck are **Ty Stauss (Wildwood, Mo.)** and **Wyatt Grant (Burkburnett, Texas)**.

Stauss is a utility player who started 20 games in left field as a true freshman, while Grant was the Kansas Jayhawk Community College's Most Valuable Player in the Jayhawk West at Seward County Community College in 2021.

Grant has three years of junior college experience under his belt and ended his Seward County CC career hitting .372 with 133 hits, 93 runs scored, 26 doubles, 22 home runs and 108 RBI.

Infield

In terms of the infield, particularly at second and third base, multiple players give Sawyers the flexibility to mix and match.

The loss of Connor Basler, SEMO's all-time career leader in stolen bases, creates new opportunities at second base.

Junior **Danny Sperling (Wauconda, Ill.)** could settle into that role.

Sperling played in 23 games with 16 starts between second base and designated hitter last season. He hit his first career home run to help SEMO capture its OVC Tournament title in its win over Murray State.

Sophomore **Peyton Leeper (Mokane, Mo.)** and junior college transfer **Ben Palmer (Fridley, Minn.)** are other





2022 SOUTHEAST MISSOURI BASEBALL GUIDE

SEASON PREVIEW



leading candidates on the dirt.

Leeper logged 48 starts at third base, hitting .228 with 32 runs, 10 doubles, a team-high four triples and 14 RBI as a freshman. He was named to the OVC Tournament Team, as well.

"Peyton is a gritty competitor," said Sawyers. "He is a strong switch hitter who can figure in at third, second base and possibly shortstop."

Palmer, who was the 2021 National Junior College Athletic Association (NJCAA) Division I ABCA/Rawlings Gold Glove Winner, played two seasons at Iowa Western CC. He hit .348 with 30 runs scored, 13 doubles, three triples, one home run and 45 RBI in his final junior college season. Additionally, Palmer played all four of the infield positions during his JUCO career.

"Ben is a rangy athlete who can really defend," described Sawyers. "He can play shortstop and is excellent at the third base spot. Ben can do it all."

At first base, sophomore **Lincoln Andrews (Canon City, Colo.)** is back after starting 18 games there last season.

Andrews, who was also in the lineup for 23 starts as designated hitter, hit .255 with 15 runs, 39 hits, eight doubles, three home runs and 25 RBI as a freshman.

"Lincoln was our DH early, but, by the end of the year was our starting first baseman," said Sawyers. "His pitch recognition has gotten a lot better and we are looking forward to more production out of him."

The other position solidified at this point is shortstop, where Preseason OVC Player of the Year **Tyler Wilber (Los Alamitos, Calif.)** returns for his fourth season.

A Second-Team All-OVC

performer in 2021, Wilber secured the second batting title of his career after hitting a league-best .400 at the conclusion of regular-season action. A Brooks Wallace Award semifinalist, Wilber started all 52 games as SEMO's top hitter. He also led the team in RBI (49), total bases (109), slugging percentage (.542), hits (76) and sacrifice flies. Defensively, Wilber committed only nine errors. All this came while he had limited mobility due to a series of injuries throughout the season.

"The hope is to have Tyler play every game at shortstop," said Sawyers. "He is our most experienced player who has not missed a start in a Redhawk uniform."

Based on how healthy he is, Sawyers didn't rule out putting Wilber somewhere else on the infield if the need arises.

"It is conceivable you could see Wilber play some second or third, as well," confirmed Sawyers.

Outfield

Preseason All-OVC selection **Jevon Mason (West Des Moines, Iowa)** returns as SEMO's starting left fielder.

In his first year with the Redhawks, Mason ranked second on the team with a .350 batting average as one of two starters hitting over .300. He led SEMO in doubles (14) and on-base percentage (.447), while ranking second on the team in walks (25) out of the leadoff spot.

"Jevon is an extra base threat who is scary," said Sawyers. "Offensively, he continues to get better and we expect even bigger things from him this



year."

Following the departure of mainstay center fielder Danny Wright, juniors **Brett Graber (Sacramento, Calif.)** and **Josh Cameron (Pflugerville, Texas)** are next up for that position.

Graber didn't play too much in 2021, but when he was in the lineup, his numbers were strong. He hit .368 with, six runs, two doubles and a pair of walks in 19 at-bats over 17 games and three starts.

"Brett played well for us last year and he will vye for playing time in center field," said Sawyers.

Cameron joins the Redhawks from Butler Community College, where he garnered First-Team NJCAA All-America honors. He finished his career as one of the best junior college power hitters in the country hitting .412 while ranking second in the NJCAA with 25 home runs in 52 games a year ago. Cameron ended the 2021 season with 73 RBI and 63

runs to go along with an on-base percentage of .518 and slugging percentage of .925.

"Josh is also one who can make an impact in center field," added Sawyers. "Despite playing with a broken bone in his foot, he did not miss a game last season. Josh is a left-handed hitter who has power and can really run. He is a very exciting and dynamic player."

In right field, it will be redshirt-freshman **Ryan Malzahn (O'Fallon, Mo.)** and newcomer **Joel Vaske (Dyersville, Iowa)** battling for the starting job.

Malzahn redshirted as a freshman last season, while Vaske was a Third-Team NJCAA All-American at Iowa's Kirkwood Community College, where he helped lead the Eagles to the NJCAA Division II College World Series.

"Ryan played great down the stretch this past fall and carried that over into January. Joel will



2022 SOUTHEAST MISSOURI BASEBALL GUIDE

SEASON PREVIEW



also deserve some chances. He is more of a speed and strength combo guy," quoted Sawyers.

Stauss and junior **Spencer Parker (Lee's Summit, Mo.)** are also in the outfield mix.

Pitching

Left-hander Dylan Dodd, who left as SEMO's highest draft pick in program history when he was drafted in the third round by the Atlanta Braves, leaves the Redhawks a big hole to fill at the front of their starting rotation.

Junior right-hander **Bryce Grossius (St. Louis, Mo.)** will be in that spot on opening day when the Redhawks begin their series at #22/23 Dallas Baptist.

Grossius came on strong toward the latter part of last season where he earned a spot in the Redhawks weekend rotation. He started eight of his last 10 games of 2021 and finished the year with a 4-3 record in a total of 18 appearances and eight starts. Grossius ranked

second on the team with 57 strikeouts and was most effective in conference play where he struck out 25 and walked only two in 19 innings.

"Last year, Bryce's conference numbers were great," said Sawyers. "He pitched really well down the stretch and I'm excited he has earned this opportunity. Bryce is commanding his fastball and throwing strikes at an elite level."

Junior southpaw **Noah Niznik (St. Louis, Mo.)** and senior **Austin Williams (Judsonia, Ark.)** fill out the Saturday and Sunday slots in SEMO's weekend rotation.

Niznik started 11 of his 14 appearances and recorded 34 strikeouts in 55.2 innings, while Williams moves to a starting role after leading the Redhawks with six saves in 21 relief appearances last season.

"Noah is a great competitor who has started more games

in his career than any pitcher on our roster. Austin wanted a chance to start and has earned it," said Sawyers.

SEMO's relievers made tremendous strides last season and this year's bullpen has the potential to be the best in Sawyers' tenure as the Redhawks head coach to date.

Junior left-hander **Blake Cisneros (Fenton, Mo.)** will likely be the first to enter in relief.

Cisneros put together a 3-2 record with two saves and 22 strikeouts in 20.1 innings in 22 games out of the pen. Currently with 50 appearances, he has an outside chance of becoming the school's all-time career leader in that category.

"Blake has been a steady guy for us with good stuff," said Sawyers.

Another expected to see significant innings is **Anthony Klein (St. Louis, Mo.)** after he redshirted as a true freshman a year ago. Klein was the Reliever of the Year in the Prospect League last summer.

"I think you are going to see Anthony making a lot of appearances in the middle innings," commented Sawyers.

Sophomore right-hander **Kyle Miller (Eureka, Mo.)** had an outstanding rookie season which saw him pitch as both a starter and reliever.

Initially a walk-on, who enters this year as a scholarship player, Miller was named to both the OVC All-Tournament and All-Freshman Teams in 2021. He went 4-2 with a 3.86 ERA in 20 appearances and five starts. Miller struck out 52 in 51.1 innings and ranked second on the team with five saves. He began the season with a six-out save

in a win at South Alabama and ended the year with a complete-game one-hit victory in the OVC Tournament Championship vs. Murray State.

"What a freshman year Kyle had," said Sawyers. "He was in multiple roles for us and is a fiery competitor. He is going to start this season as our closer."

Hunter Ralls (RHP, Anna, Ill.), Hayden Malenfant (RHP, Whitby, Ontario) and Collin Wilma (RHP, Tinley Park, Ill.) are SEMO's other top relievers returning.

Newcomers **Jason Rackers (RHP, Jefferson City, Mo.)** and **Tommy Windt (RHP, Orland Park, Ill.)** have the ability to contribute immediately.

Rackers, who transferred to SEMO from Southeastern Conference member Tennessee, is projected as the top draft prospect out of the OVC according to D1Baseball.

Windt was a Second-Team NJCAA Division I All-American at South Suburban College, where he played pitched and played shortstop.

"Jason is a guy that could be a starting pitcher for us, although he will begin the season out of the bullpen. Tommy had a great junior college career where he played shortstop four times a week and pitched once a week," said Sawyers.

As far as midweek games go, Ralls, Rackers and Windt are all strong possibilities. Junior left-hander **Jeb Callaghan (Yakima, Wash.)** is another option for that role.





2022 SOUTHEAST MISSOURI BASEBALL GUIDE

SEASON PREVIEW



2022 Schedule

A 55-game schedule with 25 matchups at Capaha Field is ahead for the Southeast Missouri baseball team this upcoming 2022 season.

SEMO opens its season with a three-game series at reigning Missouri Valley Conference regular-season and tournament champion Dallas Baptist on Feb. 18-20.

DBU is one of four NCAA Tournament teams from last season included on the Redhawks 2022 docket. Southeastern Conference member Ole Miss, which hosted the NCAA Regional SEMO played in during the 2021 campaign, will welcome the Redhawks for a midweek tilt on Apr. 19.

Indiana State and Oklahoma State are the other 2021 NCAA Tournament participants. SEMO heads to ISU for a two-game set on Mar. 15-16 and travels to OSU (May 5-8) for its final non-conference series. OSU was runner-up in the Big 12 Conference Tournament last season.

The Redhawks also face Kentucky (Feb. 22), Bellarmine, Saint Louis (Mar. 1, Mar. 29), Bradley (Mar. 4-6), Arkansas State (Mar. 8, Apr. 5), Valparaiso (Mar. 11-13), Missouri State (Mar. 18-20, May 10) and Southern Illinois (Apr. 12, Apr. 26) in non-conference action.

SEMO hosts Bellarmine in its home-opening weekend on Feb. 25-27.

The Redhawks 24-game Ohio Valley Conference schedule begins with a home series against SIU Edwardsville (Mar. 25-27). Murray State (Apr. 8-10), Morehead State (Apr. 22-24) and UT Martin (May 13-15) round out SEMO's home OVC foes.

SEMO will make trips to Austin Peay (Apr. 1-3), Tennessee Tech (Apr. 14-16), Belmont (Apr. 29-May 1) and Eastern Illinois (May 19-21) for its four conference road series.

For the first time in 2022, the OVC Baseball Championship will be held at the Lexington Legends Ballpark in Lexington, Kentucky on May 25-28. Since 2001, the Championship has been held at four other neutral locations, including Paducah, Kentucky (2001-09), Jackson, Tennessee (2010-16, 2021), Oxford, Alabama (2017-18) and Marion, Illinois (2019).

OVC Preseason Poll

Southeast Missouri was tabbed the preseason favorite in the 2022 Ohio Valley Conference Baseball Preseason Poll Thursday.

The reigning OVC regular-season and tournament champion, SEMO received eight of the possible 18 first-place nods in the overall voting by league Head Coaches and Communication Directors.

SEMO accumulated a total of 114 points, while Murray State – which the Redhawks beat to win the OVC Tournament crown in 2021 – was picked second with four first-place votes and 104 points.

Morehead State (93 pts.), Austin Peay (87 pts.) and Belmont (86 pts.) round out the top five, while SIU Edwardsville (55 pts.), Eastern Illinois (50 pts.), Tennessee Tech (43 pts.) and UT Martin (16 pts.) complete the nine-team predicted order of finish.



OVC TOURNAMENT CHAMPIONS | 1998 • 2002 • 2016 • 2021

NCAA TOURNAMENT | 1998 • 2002 • 2016 • 2021



2022 SOUTHEAST MISSOURI BASEBALL GUIDE

NUMERICAL ROSTER



No.	Name	Pos.	Ht.	Wt.	Cl.	B/T	Hometown (High School/College)
1	Jevon Mason	OF	5-11	202	Jr.	R/R	West Des Moines, Iowa (West Des Moines Valley/Iowa Western CC)
2	Cole Warehime	INF	6-1	185	Fr.	R/R	Downers Grove, Ill. (Downers Grove South)
5	Danny Sperling	INF	6-1	188	Jr.	L/R	Wauconda, Ill. (Wauconda/McHenry County College)
6	Jakob Lewis	INF	5-10	170	Fr.	R/R	Sparkman, Ala. (Sparkman)
7	Kyle Miller	UT	6-2	210	So.	R/R	Eureka, Mo. (Eureka)
8	Ty Stauss	UT	5-10	190	So.	L/R	Wildwood, Mo. (Lafayette)
9	Tyler Wilber	INF	6-3	225	Sr.	R/R	Los Alamitos, Calif. (Los Alamitos/Long Beach City College)
10	Lincoln Andrews	INF	6-4	228	So.	L/R	Canon City, Colo. (Canon City)
11	Ben Palmer	INF	6-3	180	So.	R/R	Fridley, Minn. (Totino-Grace/Iowa Western CC)
12	Andrew Keck	C	6-3	220	Jr.	R/R	St. Louis, Mo. (St. John Vianney)
14	Peyton Leeper	UT	5-11	200	So.	S/R	Mokane, Mo. (South Callaway)
15	Joseph Karall	RHP	6-2	218	So.	R/R	St. Albert, Alberta (Bellerose Composite/Cloud County CC)
16	Wyatt Grant	C	6-1	205	Jr.	R/R	Burkburnett, Texas (Burkburnett/Seward County CC)
17	Josh Cameron	OF	6-4	195	Jr.	R/L	Pflugerville, Texas (Hendrickson/Butler County CC)
18	Noah Niznik	LHP	5-11	196	Jr.	L/L	Imperial, Mo. (St. John Vianney)
19	Spencer Parker	OF	6-1	210	Jr.	L/R	Lee's Summit, Mo. (Lee's Summit/Iowa Western CC)
20	Jason Rackers	RHP	6-7	225	Sr.	R/R	Jefferson City, Mo. (Blair Oaks/Tennessee)
21	Joel Vaske	OF	6-1	205	Jr.	R/R	Dyersville, Iowa (Beckman/Kirkwood CC)
22	Jeb Callaghan	LHP	6-1	222	Jr.	L/L	Yakima, Wash. (Naches Valley/George Washington)
23	Brett Graber	OF	6-0	190	Jr.	R/R	Sacramento, Calif. (Capital Christian School/Cosumnes River College)
24	Fischer Rausch	RHP	6-5	237	So.	R/R	St. Louis, Mo. (Valley Park)
25	Ethan Osborne	LHP	6-1	180	Fr.	L/L	Ashland, Mo. (Southern Boone)
26	Collin Wilma	RHP	6-4	190	So.	R/R	Tinley Park, Ill. (Tinley Park)
27	Austin Williams	RHP	6-3	210	Sr.	R/R	Judsonia, Ark. (White County Central/Three Rivers CC)
28	Anthony Klein	RHP	6-1	225	R-Fr.	R/R	St. Louis, Mo. (Parkway Central)
30	Tommy Windt	UT	6-3	212	Jr.	R/R	Orland Park, Ill. (Carl Sandburg/South Suburban College)
31	Blake Cisneros	LHP	6-1	208	Jr.	L/L	Fenton, Mo. (Rockwood Summit)
32	Connery O'Donnell	RHP	6-3	212	Jr.	R/R	Milliken, Colo. (Roosevelt/Garden City CC)
33	Bryce Grossius	RHP	6-2	210	Jr.	R/R	St. Louis, Mo. (St. Mary's)
34	Alex Esker	LHP	6-4	200	Fr.	L/L	St. Louis, Mo. (Christian Brothers College)
35	Ryan Malzahn	OF	6-4	203	R-Fr.	R/R	O'Fallon, Mo. (O'Fallon Christian)
36	Weston Brockhouse	RHP	6-7	195	Fr.	R/R	Mt Vernon, Ill. (Mt. Vernon/Rend Lake College)
37	Hunter Ralls	RHP	6-3	190	Jr.	R/R	Anna, Ill. (Anna-Jonesboro)
38	Hayden Malenfant	RHP	6-2	197	Sr.	R/R	Whitby, Ontario (Sinclair Secondary/Southeastern CC)
39	Corbin Guthman	RHP	6-3	190	Fr.	R/R	Murphysboro, Ill. (Murphysboro)
44	Matt Perego	RHP	6-7	252	Jr.	R/R	Ballwin, Mo. (Parkway West/John A. Logan College)
45	Tanner Mueller	RHP	6-5	205	Fr.	R/R	Wentzville, Mo. (Lutheran St. Charles)
55	Noah Stone	RHP	6-8	283	So.	R/R	St. Louis, Mo. (Lutheran South/Three Rivers CC)

Coaches & Staff

- 3 Andy Sawyers, Head Coach (Sixth Year)
- Trevor Ezell, Assistant Coach/Hitting (Second Year)
- Dan McKinney, Assistant Coach/Pitching (First Year)
- Drew Millwood, Director of Analytics (Second Year)
- Austin Spainhour, Volunteer Assistant Coach (First Year)
- Ryan Napoli, Strength & Conditioning
- Mike Patke, Athletic Trainer
- Connor Rooney, Manager
- Connor Martin, Manager
- Ben Kouba, Manager
- Evan Gray, Manager

Pronunciations

- Bryce Grossius grocius (like grocery)
- Joseph Karall carroll
- Jevon Mason JUH-von
- Noah Niznik nez-nick
- Matt Perego purr-ay-go
- Ty Stauss stauss (sounds like house)
- Joel Vaske vass-key



2022 SOUTHEAST MISSOURI BASEBALL GUIDE

ALPHABETICAL ROSTER



No.	Name	Pos.	Ht.	Wt.	Cl.	B/T	Hometown (High School/College)
10	Lincoln Andrews	INF	6-4	228	So.	L/R	Canon City, Colo. (Canon City)
36	Weston Brockhouse	RHP	6-7	195	Fr.	R/R	Mt Vernon, Ill. (Mt. Vernon/Rend Lake College)
22	Jeb Callaghan	LHP	6-1	222	Jr.	L/L	Yakima, Wash. (Naches Valley/George Washington)
17	Josh Cameron	OF	6-4	195	Jr.	R/L	Pflugerville, Texas (Hendrickson/Butler County CC)
31	Blake Cisneros	LHP	6-1	208	Jr.	L/L	Fenton, Mo. (Rockwood Summit)
34	Alex Esker	LHP	6-4	200	Fr.	L/L	St. Louis, Mo. (Christian Brothers College)
23	Brett Graber	OF	6-0	190	Jr.	R/R	Sacramento, Calif. (Capital Christian School/Cosumnes River College)
16	Wyatt Grant	C	6-1	205	Jr.	R/R	Burkburnett, Texas (Burkburnett/Seward County CC)
33	Bryce Grossius	RHP	6-2	210	Jr.	R/R	St. Louis, Mo. (St. Mary's)
39	Corbin Guthman	RHP	6-3	190	Fr.	R/R	Murphysboro, Ill. (Murphysboro)
15	Joseph Karall	RHP	6-2	218	So.	R/R	St. Albert, Alberta (Bellerose Composite/Cloud County CC)
12	Andrew Keck	C	6-3	220	Jr.	R/R	St. Louis, Mo. (St. John Vianney)
28	Anthony Klein	RHP	6-1	225	R-Fr.	R/R	St. Louis, Mo. (Parkway Central)
14	Peyton Leeper	UT	5-11	200	So.	S/R	Mokane, Mo. (South Callaway)
6	Jakob Lewis	INF	5-10	170	Fr.	R/R	Sparkman, Ala. (Sparkman)
38	Hayden Malenfant	RHP	6-2	197	Sr.	R/R	Whitby, Ontario (Sinclair Secondary/Southeastern CC)
35	Ryan Malzahn	OF	6-4	203	R-Fr.	R/R	O'Fallon, Mo. (O'Fallon Christian)
1	Jevon Mason	OF	5-11	202	Jr.	R/R	West Des Moines, Iowa (West Des Moines Valley/Iowa Western CC)
7	Kyle Miller	UT	6-2	210	So.	R/R	Eureka, Mo. (Eureka)
45	Tanner Mueller	RHP	6-5	205	Fr.	R/R	Wentzville, Mo. (Lutheran St. Charles)
18	Noah Niznik	LHP	5-11	196	Jr.	L/L	Imperial, Mo. (St. John Vianney)
32	Connery O'Donnell	RHP	6-3	212	Jr.	R/R	Milliken, Colo. (Roosevelt/Garden City CC)
25	Ethan Osborne	LHP	6-1	180	Fr.	L/L	Ashland, Mo. (Southern Boone)
11	Ben Palmer	INF	6-3	180	So.	R/R	Fridley, Minn. (Totino-Grace/Iowa Western CC)
19	Spencer Parker	OF	6-1	210	Jr.	L/R	Lee's Summit, Mo. (Lee's Summit/Iowa Western CC)
44	Matt Perego	RHP	6-7	252	Jr.	R/R	Ballwin, Mo. (Parkway West/John A. Logan College)
20	Jason Rackers	RHP	6-7	225	Sr.	R/R	Jefferson City, Mo. (Blair Oaks/Tennessee)
37	Hunter Ralls	RHP	6-3	190	Jr.	R/R	Anna, Ill. (Anna-Jonesboro)
24	Fischer Rausch	RHP	6-5	237	So.	R/R	St. Louis, Mo. (Valley Park)
5	Danny Sperling	INF	6-1	188	Jr.	L/R	Wauconda, Ill. (Wauconda/McHenry County College)
8	Ty Stauss	UT	5-10	190	So.	L/R	Wildwood, Mo. (Lafayette)
55	Noah Stone	RHP	6-8	283	So.	R/R	St. Louis, Mo. (Lutheran South/Three Rivers CC)
21	Joel Vaske	OF	6-1	205	Jr.	R/R	Dyersville, Iowa (Beckman/Kirkwood CC)
2	Cole Warehime	INF	6-1	185	Fr.	R/R	Downers Grove, Ill. (Downers Grove South)
9	Tyler Wilber	INF	6-3	225	Sr.	R/R	Los Alamitos, Calif. (Los Alamitos/Long Beach City College)
27	Austin Williams	RHP	6-3	210	Sr.	R/R	Judsonia, Ark. (White County Central/Three Rivers CC)
26	Collin Wilma	RHP	6-4	190	So.	R/R	Tinley Park, Ill. (Tinley Park)
30	Tommy Windt	UT	6-3	212	Jr.	R/R	Orland Park, Ill. (Carl Sandburg/South Suburban College)

Roster Breakdown

Total Squad Members	38
Seniors	4
Juniors	16
Sophomores	9
Freshmen	9
Newcomers	14
Position Starters Returning/Lost	5/4
Starting Pitchers Returning/Lost	2/1






2022 SOUTHEAST MISSOURI BASEBALL GUIDE


NUMERICAL & ALPHABETICAL ROSTER




1
Jevon Mason
OF / 5-11 / 202 / Jr. / R/R
West Des Moines, Iowa




2
Cole Warehime
INF / 6-1 / 185 / Fr. / R/R
Downers Grove, Ill.



5
Danny Sperling
INF / 6-1 / 188 / Jr. / L/R
Wauconda, Ill.




6
Jakob Lewis
INF / 5-10 / 170 / Fr. / R/R
Sparkman, Ala.




7
Kyle Miller
UT / 6-2 / 210 / So. / R/R
Eureka, Mo.




8
Ty Stauss
UT / 5-10 / 190 / So. / L/R
Wildwood, Mo.



9
Tyler Wilber
INF / 6-3 / 225 / Sr. / R/R
Los Alamitos, Calif.



10
Lincoln Andrews
INF / 6-4 / 228 / So. / L/R
Canon City, Colo.



11
Ben Palmer
INF / 6-3 / 180 / So. / R/R
Fridley, Minn.




12
Andrew Keck
C / 6-3 / 220 / Jr. / R/R
St. Louis, Mo.



14
Peyton Leeper
UT / 5-11 / 200 / So. / S/R
Mokane, Mo.




15
Joseph Karall
RHP / 6-2 / 218 / So. / R/R
St. Albert, Alberta, Canada



16
Wyatt Grant
C / 6-1 / 205 / Jr. / R/R
Burkburnett, Texas



17
Josh Cameron
OF / 6-4 / 195 / Jr. / R/L
Pflugerville, Texas




18
Noah Niznik
LHP / 5-11 / 196 / Jr. / L/L
St. Louis, Mo.




19
Spencer Parker
OF / 6-1 / 210 / Jr. / L/R
Lee's Summit, Mo.



20
Jason Rackers
RHP / 6-7 / 225 / Sr. / R/R
Jefferson City, Mo.



21
Joel Vaske
OF / 6-1 / 205 / Jr. / R/R
Dyersville, Iowa




22
Jeb Callaghan
LHP / 6-1 / 222 / Jr. / L/L
Yakima, Wash.




23
Brett Graber
OF / 6-0 / 190 / Jr. / R/R
Sacramento, Calif.




24
Fischer Rausch
RHP / 6-5 / 237 / So. / R/R
St. Louis, Mo.




25
Ethan Osborne
LHP / 6-1 / 180 / Fr. / L/L
Ashland, Mo.



26
Collin Wilma
RHP / 6-4 / 190 / So. / R/R
Tinley Park, Ill.



27
Austin Williams
RHP / 6-3 / 210 / Sr. / R/R
Judsonia, Ark.



28
Anthony Klein
RHP / 6-1 / 225 / R-Fr. / R/R
St. Louis, Mo.



2022 SOUTHEAST MISSOURI BASEBALL GUIDE

RADIO/TV ROSTER



30

Tommy Windt

UT / 6-3 / 212 / Jr. / R/R
Orland Park, Ill.



31

Blake Cisneros

LHP / 6-1 / 208 / Jr. / L/L
Fenton, Mo.



32

Connery O'Donnell


RHP / 6-3 / 212 / Jr. / R/R
Milliken, Colo.



33

Bryce Grossius

RHP / 6-2 / 210 / Jr. / R/R
St. Louis, Mo.



34

Alex Esker


LHP / 6-4 / 200 / Fr. / L/L
St. Louis, Mo.



35

Ryan Malzahn

OF / 6-4 / 203 / R-Fr. / R/R
O'Fallon, Mo.



36

Weston Brockhouse


RHP / 6-7 / 195 / Fr. / R/R
Mt. Vernon, Ill.



37

Hunter Ralls


RHP / 6-3 / 190 / Jr. / R/R
Anna, Ill.



38

Hayden Malenfant

RHP / 6-2 / 197 / Sr. / R/R
Whitby, Ontario



39

Corbin Guthman


RHP / 6-3 / 190 / Fr. / R/R
Murphysboro, Ill.



44

Matt Perego

RHP / 6-7 / 252 / Jr. / R/R
Ballwin, Mo.



45

Tanner Mueller

RHP / 6-5 / 205 / Fr. / R/R
Wentzville, Mo.



55

Noah Stone

RHP / 6-8 / 283 / So. / R/R
St. Louis, Mo.



3

Andy Sawyers

Head Coach
Sixth Year



4

Trevor Ezell

Assistant Coach/Hitting
Second Year



Dan McKinney

Assistant Coach/Pitching
First Year



Drew Millwood

Director of Analytics
Second Year



Austin Spainhour

Volunteer Assistant
First Year




Connor Rooney
Manager



Connor Martin
Manager




Ben Kouba
Manager



Evan Gray
Manager



Mike Patke
Athletic Trainer



Ryan Napoli
Strength & Conditioning

OVC TOURNAMENT CHAMPIONS | 1998 • 2002 • 2016 • 2021

NCAA TOURNAMENT | 1998 • 2002 • 2016 • 2021



2022 SOUTHEAST MISSOURI BASEBALL GUIDE

SCHEDULE



Date	Opponent	Location	Time
Friday, Feb. 18	at Dallas Baptist	Dallas, Texas	6:30 p.m.
Saturday, Feb. 19	at Dallas Baptist	Dallas, Texas	2 p.m.
Sunday, Feb. 20	at Dallas Baptist	Dallas, Texas	1 p.m.
Tuesday, Feb. 22	at Kentucky	Lexington, Ky.	4 p.m.
Friday, Feb. 25	Bellarmine	Cape Girardeau, Mo.	3 p.m.
Saturday, Feb. 26	Bellarmine	Cape Girardeau, Mo.	2 p.m.
Sunday, Feb. 27	Bellarmine	Cape Girardeau, Mo.	1 p.m.
Tuesday, Mar. 1	Saint Louis	Cape Girardeau, Mo.	3 p.m.
Friday, Mar. 4	Bradley	Cape Girardeau, Mo.	3 p.m.
Saturday, Mar. 5	Bradley	Cape Girardeau, Mo.	2 p.m.
Sunday, Mar. 6	Bradley	Cape Girardeau, Mo.	1 p.m.
Tuesday, Mar. 8	at Arkansas State	Jonesboro, Ark.	6 p.m.
Friday, Mar. 11	Valparaiso	Cape Girardeau, Mo.	3 p.m.
Saturday, Mar. 12	Valparaiso	Cape Girardeau, Mo.	2 p.m.
Sunday, Mar. 13	Valparaiso	Cape Girardeau, Mo.	1 p.m.
Tuesday, Mar. 15	at Indiana State	Terre Haute, Ind.	2 p.m.
Wednesday, Mar. 16	at Indiana State	Terre Haute, Ind.	2 p.m.
Friday, Mar. 18	at Missouri State	Springfield, Mo.	3 p.m.
Saturday, Mar. 19	at Missouri State	Springfield, Mo.	2 p.m.
Sunday, Mar. 20	at Missouri State	Springfield, Mo.	1 p.m.
Friday, Mar. 25	SIU Edwardsville* ESPN+	Cape Girardeau, Mo.	6 p.m.
Saturday, Mar. 26	SIU Edwardsville* ESPN+	Cape Girardeau, Mo.	2 p.m.
Sunday, Mar. 27	SIU Edwardsville* ESPN+	Cape Girardeau, Mo.	1 p.m.
Tuesday, Mar. 29	at Saint Louis	St. Louis, Mo.	3 p.m.
Friday, Apr. 1	at Austin Peay*	Clarksville, Tenn.	6 p.m.
Saturday, Apr. 2	at Austin Peay*	Clarksville, Tenn.	1 p.m.
Sunday, Apr. 3	at Austin Peay*	Clarksville, Tenn.	1 p.m.
Tuesday, Apr. 5	Arkansas State	Cape Girardeau, Mo.	6 p.m.
Friday, Apr. 8	Murray State* ESPN+	Cape Girardeau, Mo.	6 p.m.
Saturday, Apr. 9	Murray State* ESPN+	Cape Girardeau, Mo.	2 p.m.
Sunday, Apr. 10	Murray State* ESPN+	Cape Girardeau, Mo.	1 p.m.
Tuesday, Apr. 12	Southern Illinois	Cape Girardeau, Mo.	6 p.m.
Thursday, Apr. 14	at Tennessee Tech*	Cookeville, Tenn.	6 p.m.
Friday, Apr. 15	at Tennessee Tech*	Cookeville, Tenn.	2 p.m.
Sunday, Apr. 16	at Tennessee Tech*	Cookeville, Tenn.	1 p.m.
Tuesday, Apr. 19	at Ole Miss	Oxford, Miss.	6:30 p.m.
Friday, Apr. 22	Morehead State* ESPN+	Cape Girardeau, Mo.	6 p.m.
Saturday, Apr. 23	Morehead State* ESPN+	Cape Girardeau, Mo.	2 p.m.
Sunday, Apr. 24	Morehead State* ESPN+	Cape Girardeau, Mo.	1 p.m.
Tuesday, Apr. 26	at Southern Illinois	Carbondale, Ill.	6 p.m.
Friday, Apr. 29	at Belmont*	Nashville, Tenn.	5 p.m.
Saturday, Apr. 30	at Belmont*	Nashville, Tenn.	2 p.m.
Sunday, May 1	at Belmont*	Nashville, Tenn.	1 p.m.
Tuesday, May 3	at Missouri	Columbia, Mo.	6:30 p.m.
Friday, May 6	at Oklahoma State	Stillwater, Okla.	6 p.m.
Saturday, May 7	at Oklahoma State	Stillwater, Okla.	6 p.m.
Sunday, May 8	at Oklahoma State	Stillwater, Okla.	1 p.m.
Tuesday, May 10	Missouri State	Cape Girardeau, Mo.	5 p.m.
Friday, May 13	UT Martin* ESPN+	Cape Girardeau, Mo.	6 p.m.
Saturday, May 14	UT Martin* ESPN+	Cape Girardeau, Mo.	2 p.m.
Sunday, May 15	UT Martin* ESPN+	Cape Girardeau, Mo.	1 p.m.
Thursday, May 19	at Eastern Illinois*	Charleston, Ill.	3 p.m.
Friday, May 20	at Eastern Illinois*	Charleston, Ill.	1 p.m.
Saturday, May 21	at Eastern Illinois*	Charleston, Ill.	1 p.m.
Wednesday-Saturday, May 26-28	OVC Tournament	Lexington, Ky.	TBA

All Times Central and Subject to Change

All Games Broadcast Live on ESPN 93.5 FM & 1220 AM

Home Games in **Bold** * Denotes Ohio Valley Conference Game

#LETSSOAR



COACHES





Andy Sawyers is the reigning Ohio Valley Conference Coach of the Year after leading Southeast Missouri to the league's regular-season and tournament titles, and the program's fourth NCAA Tournament berth in 2021.

Sawyers looks to carry the momentum into the 2022 campaign, his sixth year as SEMO's head coach.

The Redhawks finished their championship season with an overall 30-22 record and 17-10 in the OVC. SEMO recorded 30 wins in a season for the first time with Sawyers at the helm and posted series wins in eight of its nine series against league foes in 2021.

Sawyers coached his first OVC Specialty Award-Winner when left-hander Dylan Dodd was tabbed the league's Pitcher of the Year.

Dodd later became the

highest draft pick in program history when he was selected in the third round by the Atlanta Braves in the 2021 Major League Draft. Additionally, Dodd wrapped up his final college season as a Second-Team Collegiate Baseball All-American.

Statistically, SEMO led the OVC with 14 saves and a .967 fielding percentage after committing just 49 errors in 52 contests. The Redhawks were also second in the conference in wins as their 30 victories marked the most in a season in five years.

In 2020, SEMO had an overall record of 9-8 and a 2-1 mark in OVC play when its season abruptly ended due to a global COVID-19 pandemic. The Redhawks heated up to win seven of nine contests prior to the end of competition.

The Redhawks led the OVC in

batting average (.314), hits (188), triples (9), plate appearances (707), at-bats (598), hit by pitch (26), stolen bases (36), fewest walks allowed (54) and fielding percentage (.976), and rated second in slugging percentage (.503), on-base percentage (.404), runs (129), RBI (121) and home runs (21) at the time their 2020 campaign came to a close. SEMO also ranked among the top 10 teams in the nation in hits (6th) and triples (8th).

Individually, Justin Dirden led the conference in slugging percentage (.900), RBI (26), home runs (9), hits (29), total bases (63) and stolen bases (9) before signing as an undrafted free agent with the Houston Astros.

Shortstop Tyler Wilber topped the OVC in runs (26) and center fielder Danny Wright tied a league-high with 29 hits when play was suspended.

Pitching wise, left-handers Dylan Dodd (2-1, 36 Ks) and Noah Niznik (3-0, 15 Ks) were a combined 5-1 with 51 strikeouts and two complete game shutouts through four starts in 2020.

Before they took the field in 2019, the Redhawks ushered in a state-of-the-art hitting facility adjacent to Capaha Field. The 4,000-square foot facility can fit up to four batting cages and is equipped with portable pitching mounds. It also had HitTrax Rapsodo technology which is used to enhance overall player performance through real-time stats and performance metrics.

SEMO went 23-32 during an injury-riddled 2019 campaign. The Redhawks played without five of their position starters for much of the season.

Despite the misfortune with injuries, SEMO had a pair of All-OVC performers in Wilber



2022 SOUTHEAST MISSOURI BASEBALL GUIDE

HEAD COACH ANDY SAWYERS



and Niznik.

A First-Team selection, Wilber led the OVC with a .383 batting average and was the Redhawks leader in hits (80) doubles (19), triples (3), RBI (40), slugging percentage (.531) and on-base percentage (.480).

Niznik, who landed a spot on the All-Newcomer Team, started 13 games as a freshman. He led the team with a 3.63 ERA, ranked second in innings (62) and third in both strikeouts (49) and wins (3).

The year before that, Sawyers guided the 2018 squad to the program's 13th consecutive OVC Tournament berth as the Redhawks finished 27-30 overall and second in the conference with a 20-10 record.

That team produced three First-Team All-OVC performers, including Carlos Vega, Trevor Ezell and Dirden.

Sawyers was hired as the sixth head coach in program history on July 29, 2016.

In his first year as an NCAA Division I head coach in 2017, Sawyers led the Redhawks to a winning season (29-26 overall, 16-14 OVC). He also picked up his first career OVC Tournament win along the way.

First-Team pick Dan Holst, Second-Team selections Brian Lees, Chris Osborne, Justin Murphy and Clay Chandler, and All-Newcomer Team member Danny Wright formed a group of six All-OVC players in Sawyers' debut season as a Division I head coach.

In all, Sawyers has two decades worth of collegiate coaching experience.

Prior to arriving in Cape Girardeau, he worked two seasons as the Associate Head

Coach/Offensive Coordinator at Big 12 Conference member Kansas State. There, Sawyers oversaw the hitters and catchers, while helping coordinate recruiting efforts.

Sawyers has coached in two College World Series, two NCAA Super Regionals and nine NCAA Tournaments during his coaching tenure. He has mentored 40 Major League Baseball draft picks, including two first-round selections and nine top-10 round picks.

The Wildcats ranked fourth in the Big 12 offensively with a .284 team batting average in 2016. K-State's offense registered a .400 slugging percentage and .372 on-base percentage, scored 335 runs, had 550 hits, belted 100 doubles, notched 17 triples, and finished with 30 home runs and 300 RBI.

Sawyers coached freshman Josh Rolette who garnered Louisville Slugger Freshman All-American honors in 2016. He also helped mentor Jake Scudder who was named Big 12 Newcomer of the Year. The Wildcats had three student-athletes on the All-Big 12 Teams that season.

The 2015 and 2016 campaigns were Sawyers' second stint at K-State.

He previously served as an assistant coach for the Wildcats in 2009 and 2010. Sawyers helped lead K-State to an 80-30-1 record and the first two NCAA Regional appearances in school history over that span.

The 2009 season was a year of power for the Wildcats under Sawyers. The team hit 22 triples and 58 home runs, most in both categories since 1997. The offense shined when it came to

stolen bases as the 149 steals were second-most in the nation and just two shy of breaking the Big 12 record. Overall, the team finished among Big 12 leaders in on-base percentage (2nd, .399), runs scored (2nd, 458), hits (2nd, 675), RBI (2nd, 420), doubles (3rd, 123), and fewest strikeouts (4th, 393).

Six Wildcats claimed All-Big 12 honors in 2009, including outfielder Nick Martini, who also garnered Louisville Slugger Freshman All America honors, and Justin Bloxom and Carter Jurica, who finished fourth and eighth, respectively, in the Big 12 in batting average.

The 2010 squad matched the success of 2009 by also reaching the NCAA postseason, and the offense topped the previous season totals in batting average (.323 in 2010; .317 in 2009), runs per game (7.6 vs. 7.4) and OBP (.426 vs. .399).

Before K-State, Sawyers spent four seasons as Associate Head Coach at Texas A&M (2011-14). Those four seasons at Texas

A&M represented the end of Sawyers' five-year stint with the Aggies after he spent 2008 as a volunteer assistant coach.

In each of those five seasons, Sawyers helped Texas A&M reach an NCAA Regional while also winning a pair of Big 12 championships. In addition, he coached standouts Tyler Naquin - 2011 Big 12 Player of the Year, All-American and a first round pick by the Cleveland Indians in 2012 - and Krey Bratson, a 2011 Freshman All-American.

Before his appointment at Texas A&M in 2008, Sawyers worked with current Aggie head coach Rob Childress as an assistant coach and recruiting coordinator at Nebraska from 2003-07.

While in Lincoln, he helped the Huskers earn four trips to the NCAA Tournament, including an appearance at the 2005 College World Series. Sawyers, who lettered two years at Nebraska, worked with 12 Huskers who were selected in the MLB Draft, including Alex





2022 SOUTHEAST MISSOURI BASEBALL GUIDE

HEAD COACH ANDY SAWYERS



Collegiate Baseball.

After working as the volunteer assistant at Nebraska in 2000, Sawyers worked the 2001 and 2002 seasons as head coach at Hutchinson Community College, compiling an 87-30 record and two postseason berths. In 2001, the Dragons went 40-16 and won the Jayhawk West Sub-Regional, while the 2002 squad set a school record with 47 wins and was ranked as high as seventh by the NJCAA.

Sawyers' coaching career began at Northwestern (La.)

State in 1999 as a volunteer assistant coach, helping the Demons finish second in the Southland Conference.

He first played collegiately at Point Loma (Calif.) Nazarene College in 1994. Following a year off, he played at Mendocino (Calif.) Junior College in 1996 before finishing up his playing career at Nebraska.

A native of Willits, California, Sawyers received his bachelor (1998) and master's (2000) degrees from Nebraska. He is married to the former Dena

Lindeblad and the couple have two sons, Andrew James (A.J.) and Alex.



■ The Sawyers File

Experience:

22nd Year (Sixth at SEMO)

Hometown:

Willits, Calif.

Birthdate:

May 24, 1975

Alma Mater:

Nebraska, 1998

Education:

B.A. History (Nebraska)
M.S. Education (Nebraska)

Date Hired:

July 29, 2016

Family:

Wife - Dena
Children - A.J., Alex

Playing Experience:

Point Loma Nazarene, 1994
Mendocino College, 1996
Nebraska, 1997-98

Coaching Experience:

Northwestern State, Volunteer Asst., 1999
Nebraska, Volunteer Asst., 2000
Hutchinson CC, Head Coach, 2001-02
Nebraska, Assistant Coach, 2003-07
Texas A&M, Volunteer Asst., 2008
Kansas State, Assistant Coach, 2009-10
Texas A&M, Assoc. Head Coach, 2011-14
Kansas State, Assoc. Head Coach, 2015-16
Southeast Missouri, Head Coach, 2017-pr.

Sawyers' Year-by-Year Records

Year	School	Assignment	Record	Conf./Finish	Postseason
1999	Northwestern State	Volunteer Assistant	38-21	18-9/2nd	
2000	Nebraska	Volunteer Assistant	51-17	21-9/2nd	NCAA Super Regional
2001	Hutchinson CC	Head Coach	40-16	-	Sub-Regional
2002	Hutchinson CC	Head Coach	47-11	-	Sub-Regional
2003	Nebraska	Assistant Coach	47-18	20-7/1st	NCAA Regional
2004	Nebraska	Assistant Coach	36-23	11-16/8th	-
2005	Nebraska	Assistant Coach	57-15	19-8/1st	NCAA College World Series
2006	Nebraska	Assistant Coach	42-17	17-10/3rd	NCAA Regional
2007	Nebraska	Assistant Coach	32-27	14-13/4th	NCAA Regional
2008	Texas A&M	Volunteer Assistant	46-19	19-8/1st	NCAA Super Regional
2009	Kansas State	Assistant Coach	43-18-1	14-11-1/4th	NCAA Regional
2010	Kansas State	Assistant Coach	37-22	14-12/3rd	NCAA Regional
2011	Texas A&M	Assoc. Head Coach	47-22	19-8/t1st	NCAA College World Series
2012	Texas A&M	Assoc. Head Coach	43-18	16-8/2nd	NCAA Regional
2013	Texas A&M	Assoc. Head Coach	34-29	13-16/6th	NCAA Regional
2014	Texas A&M	Assoc. Head Coach	36-26	14-16/5th	NCAA Regional
2015	Kansas State	Assoc. Head Coach	27-30	10-14/6th	-
2016	Kansas State	Assoc. Head Coach	26-31	8-16/8th	-
2017	Southeast Missouri	Head Coach	29-26	16-14/5th	OVC Tournament
2018	Southeast Missouri	Head Coach	27-30	20-10/2nd	OVC Tournament
2019	Southeast Missouri	Head Coach	23-32	10-20/10th	-
2020*	Southeast Missouri	Head Coach	9-8	2-1	-
2021	Southeast Missouri	Head Coach	30-22	17-10/1st	NCAA Regional

* - Season ended due to COVID-19 pandemic

Overall Record as a Head Coach: 205-145 (7 years)

Record at Southeast Missouri, 118-118, 65-55 Ohio Valley Conference (6th year)
Record at Hutchinson CC, 87-27 (2 years)
Record as a college associate head coach, 213-156
Record as a college assistant coach, 294-140-1
Record as a volunteer assistant coach, 135-57

Coaching Honors

2021 OVC Coach of the Year



TREVOR EZELL

ASSISTANT COACH

Trevor Ezell was promoted to Southeast Missouri's hitting coach on Aug. 4, 2021.

Ezell worked one year as SEMO's Director of Offensive Player Development prior to being elevated to hitting coach. In that role, Ezell handled various administrative duties and assisted with stat compilation, analytical breakdown, video analysis and scouting during the Redhawks 2021 Ohio Valley Conference title season.

A native of Bryant, Arkansas, Ezell initially returned to Cape Girardeau following a two-year stint in Minor League Baseball. He was signed by the Tampa Bay Rays during the summer of 2019 after making a trip to the College World Series at the University of Arkansas.

Ezell wrapped up his college career with the Razorbacks after spending four years at SEMO. He earned both First-Team and Second-Team All-Ohio Valley Conference honors. Ezell started 181 games and accumulated 251 hits, 194 runs, 128 RBI, 48 stolen bases and 45 doubles in his career. He also hit .336, boasted a .495

slugging percentage and held a .967 fielding percentage during his time as a Redhawk.

In his final college season, Ezell hit .329 with a team-high 25 doubles and 72 runs scored en route to Second-Team All-SEC and SEC All-Defensive Team accolades at Arkansas in 2019. His 72 runs also ranked fourth in the SEC and 11th in the nation. Additionally, Ezell was the Razorbacks top hitter in the 2019 NCAA Tournament hitting .459 with 17 hits, six doubles, two home runs and eight RBI in eight contests.





2022 SOUTHEAST MISSOURI BASEBALL GUIDE

ASSISTANT COACHES



Dan McKinney

Pitching Coach
First Year // Michigan, 2016

Dan McKinney was hired as Southeast Missouri's pitching coach on Aug. 26, 2021.

A native of Bowling Green, Ohio, McKinney spent the last season at Oakland University. Prior to that, he worked two years as the pitching coach at the University of Akron.

McKinney's pitching staff at Akron finished fourth among Mid-American Conference teams in walks allowed per nine innings and opposing batting averaged during a shortened 2020 season.

Before Akron, McKinney served as the volunteer assistant and assistant pitching coach at Miami (Ohio) in 2018.

During the 2017 and 2018 seasons, McKinney was the pitching coach and recruiting coordinator at Kirkwood Community College in Cedar Rapids, Iowa. His pitching staff led the conference in team ERA two years in a row and helped Kirkwood make its first National Junior College Athletic Association (NJCAA) World Series appearance since 1999.

McKinney also worked as pitching coach with the Prospect League's Kokomo Jackrabbits in the summer of 2018.

He attended the University of Michigan on a baseball scholarship and earned his bachelor's degree in Political Science in 2016.



Drew Millwood

Director of Analytics
Second Year // Murray State, 2009

Drew Millwood begins his second year as Southeast Missouri's Director of Analytics.

Millwood, who hails from Ina, Illinois, is responsible for a variety of administrative duties and assist with stat compilation, analytical breakdown, video analysis and scouting.

Prior to SEMO, Millwood worked as an assistant coach at Rend Lake College. He was responsible for the hitters and was the Warriors recruiting coordinator. His only season at Rend Lake was cut short due to COVID-19.

Before Rend Lake College, Millwood was both Head Coach and Athletic Director at Wayne City High School and was Head Baseball Coach at Webber Township High school. He helped grow and develop the baseball team and enhanced the overall athletic programming for both schools in those roles.

Millwood first started coaching when he was the owner and operator of one of the largest sports training facilities in Southern Illinois. While in that position, he worked with a diverse population of athletes ranging from kids and weekend warriors to Division I collegiate athletes and Cross-Fit and OCR competitors.



Austin Spainhour

Volunteer Assistant
First Year // Cal State Monterey Bay, 2017

Austin Spainhour enters his first year as volunteer assistant coach at Southeast Missouri.

Spainhour joins the Redhawks after spending two seasons as an assistant coach at Sacramento City College. His role there included coaching the catchers and assisting with the hitters. Spainhour played for the Panthers in 2014 and 2015. After his time at Sac City, he received a scholarship to play baseball at California State University, Monterey Bay, where he finished his college career.

Spainhour received his Bachelor's Degree in Business from California State University, Monterey Bay and is currently working towards his Master's Degree from the United States Sports Academy.

#LETSSOAR



PROFILES





2022 SOUTHEAST MISSOURI BASEBALL GUIDE

RETURNEES



10



// Infield
// Sophomore
// 6-4 // 228 // L/R
// Canon City, Colo.
// Canon City H.S.

// Career-Highs

At-Bats	5	8x, last vs. Murray State (5/28/21)
Runs	2	2x, last at Austin Peay (4/28/21)
Hits	4	at Austin Peay (4/28/21)
Doubles	1	8x, last at Ole Miss (6/4/21)
Triples	1	at UT Martin (3/7/20)
Home Runs	1	3x, last vs. Austin Peay (5/27/21)
RBI	3	vs. Austin Peay (5/27/21)
Stolen Bases	-	-

Lincoln ANDREWS

2021: Started 41 games, including 18 at first base and 23 as designated hitter...Hit .255 with 15 runs, 39 hits, eight doubles, three home runs and 25 RBI...Ranked fourth on the team in batting average...Collected multiple-hits a total of nine times and drove in two or more runs on five occasions...Hit his first career home run vs. UT Martin (5/20)...Belted a three-run home run in the Redhawks Ohio Valley Conference Tournament win over Austin Peay (5/27)...Went 4-for-4 with two runs and a double at Austin Peay (4/28)...His four hits marked a season-high...Put together a seven-game hitting streak from May 13-27...OVC Commissioner's Honor Roll selection.

Recorded his first career hit on a single vs. Northern Illinois (2/21)...Finished the year with a hit and a run in each of his last two games at UT Martin (3/7) and at Southern Illinois (3/11)...OVC Commissioner's Honor Roll selection.

Prep: Lettered four years at Canon City High School...Posted a .571 batting average with 20 home runs and 99 RBI...As a senior, he hit .638 with 10 home runs, 43 RBI and boasted a .732 on-base percentage...Garnered First-Team All-State, All-Region and All-Conference honors that year...Hit .540 with five home runs and had a .615 on-base percentage his junior year...Claimed Second-Team All-State and First-Team All-Region and All-Conference accolades as a junior...Hit .531 with four home runs en route to garnering First-Team All-State and All-Conference laurels as a sophomore.

Personal: Born January 3, 2001...Majoring in Health Sciences...Son of Tim and Stacy Andrews.



2020 (Shortened due to

COVID-19): Played in 11 games and logged seven starts...Started two games at first base and was in the Redhawks starting lineup as designated hitter in five contests...Had three hits and three runs scored to go along with two walks in 29 at-bats...Made his first career start at UL Monroe (2/14)...



22



// Pitcher
// Junior
// 6-1 // 222 // L/L
// Yakima, Wash.
// Naches Valley H.S.
// George Washington

Jeb CALLAGHAN

2021: Did not see game action...Recipient of the Jewel Award...Ohio Valley Conference Commissioner's Honor Roll selection.

George Washington: Appeared in four games and made one start in 2020...Struck out three in 6.1 innings...Recorded two strikeouts vs.

Lincoln Andrews' Career Statistics at Southeast Missouri

Year	Avg.	GP-GS	AB	R	H	2B	3B	HR	RBI	TB	SLG%	BB	HBP	SO	GDP	OB%	SB	SH	SB-ATT	PO	A	E	FLD%
2020	.103	11-7	29	3	3	0	1	0	0	5	.172	2	1	12	0	.188	0	0	0-0	22	1	0	1.000
2021	.255	45-41	153	15	39	8	0	3	25	56	.366	4	1	34	2	.277	1	2	0-0	141	2	1	.993
Total	.231	56-48	182	18	42	8	1	3	25	61	.335	6	2	46	2	.262	1	2	0-0	163	3	1	.994

Lincoln Andrews' Career Statistics in Ohio Valley Conference Games

Year	Avg.	GP-GS	AB	R	H	2B	3B	HR	RBI	TB	SLG%	BB	HBP	SO	GDP	OB%	SB	SH	SB-ATT	PO	A	E	FLD%
2020	.500	2-0	2	1	1	0	1	0	0	3	1.500	1	0	0	0	.667	0	0	0-0	0	0	0	.000
2021	.250	20-17	64	6	16	3	0	1	8	22	.344	2	1	15	1	.279	1	2	0-0	82	0	0	1.000
Total	.258	22-17	66	7	17	3	1	1	8	25	.379	3	1	15	1	.296	1	2	0-0	82	0	0	1.000



2022 SOUTHEAST MISSOURI BASEBALL GUIDE

RETURNEES



Marist (2/21)...Longest outing was 2.2 innings vs. Tennessee (3/1).

Columbia Basin: Spent two seasons at Columbia Basin...Named NWAC First-Team All-East Region in 2019 after appearing in 11 games and making nine starts...Pitched one complete game and was 4-1 with a 2.70 ERA...Struck out 74 and walked 23 in 56.2 innings...Ranked second on the team in strikeouts and led the team with 11.75 strikeouts per nine innings...Allowed three or less runs in 10 of 11 outings...As a freshman in 2018, he put together a

record of 4-3 with 66 strikeouts in 55.1 innings.

Prep: Attended Naches Valley High School, where he was an 11-time letterman...Lettered four years in baseball, four in football and three in basketball...First-Team All-League selection as a junior and senior...Earned All-State honors as a senior.

Personal: Born July 14, 1998...Majoring in Higher Education Administration...Son of Kelly and Brenda Callaghan...Has three older brothers, Jake, Thad and Eli.

11 innings out of the bullpen at Arkansas State (3/3)...Longest outing of the season was 2.1 innings vs. Northern Illinois (2/23)...OVC Conference Commissioner's Honor Roll selection.

2019: Appeared in 21 games and logged two starts as a freshman...Went 1-3 with a 4.91 ERA and combined on one shutout...Recorded 20 strikeouts in 29.1 innings...Tossed three scoreless innings with two strikeouts in his first career start and win vs. Harris-Stowe (2/19)...Other start was vs. Southern Illinois (3/6)...Had a season-best five strikeouts in two innings vs. McKendree (4/23)...Longest relief

appearance was three innings vs. Austin Peay (3/24)...OVC Commissioner's Honor Roll selection.

Prep: First-Team All-District outfielder and Second-Team All-District pitcher as a senior at Rockwood Summit High School...Garnered First-Team All-District accolades at first base his junior year...First-Team All-District pitcher as a sophomore...Made the Honor Roll all four years.

Personal: Born May 23, 2000...Majoring in General Studies...Son of Mark and Melinda Cisneros...Has one sister, Allie...His father played baseball at Baker University.



31



// Pitcher
// Junior
// 6-1 // 208 // L/L
// Fenton, Mo.
// Rockwood Summit H.S.

Blake CISNEROS

2021: Pitched in 22 games out of the bullpen...Went 3-2 with two saves and 22 strikeouts in 20.1 innings...Allowed 14 hits and walked 13...Picked up his first win when he struck out three in 2.2 innings at South Alabama (2/21), his longest outing of the season...Threw two scoreless innings vs. Austin Peay (3/20) and at Lipscomb (5/14)...Earned a save at SIU Edwardsville (3/13) and recorded the final two outs of the Redhawks Ohio Valley

Conference Tournament win over Austin Peay (5/27) to nail down his other save...Struck out two in two scoreless innings during his first career NCAA Regional appearance at Ole Miss (6/4)...OVC Commissioner's Honor Roll selection.

2020 (Shortened due to COVID-19): Made seven relief appearances and struck out 11 in nine innings of work...Finished with a season-high three strikeouts in

// Career-Highs

Innings Pitched.....3.0
Fewest Hits.....0
Most Hits.....6
Fewest Runs.....0
Most Runs.....3
Fewest Walks.....0
Strikeouts.....5

2x, last vs. Austin Peay (3/24/19)
19x, last vs. Austin Peay (5/27/21)
vs. Purdue Fort Wayne (3/1/19)
22x, last at Ole Miss (6/4/21)
5x, last at Murray State (4/10/21)
28x, last vs. Austin Peay (5/27/21)
vs. McKendree (4/23/19)



Blake Cisneros' Career Statistics at Southeast Missouri

Year	ERA	W-L	APP	GS	CG	SHO	SV	IP	H	R	ER	BB	SO	2B	3B	HR	AB	B/Avg.	WP	HBP	BK	SFA	SHA
2019	4.91	1-3	21	2	0	0	0	29.1	33	21	16	10	20	8	1	9	131	.277	3	2	1	0	0
2020	10.00	0-1	7	0	0	0	0	9.0	15	10	10	7	11	5	0	1	48	.385	1	2	0	0	0
2021	6.20	3-2	22	0	0	0	2	20.1	14	14	14	13	22	3	0	1	90	.203	3	2	0	1	5
Total	6.14	4-6	50	2	0	0	2	58.2	62	45	40	30	53	16	1	11	269	.273	7	6	1	1	5

Blake Cisneros' Career Statistics in Ohio Valley Conference Games

Year	ERA	W-L	APP	GS	CG	SHO	SV	IP	H	R	ER	BB	SO	2B	3B	HR	AB	B/Avg.	WP	HBP	BK	SFA	SHA
2019	5.93	0-2	9	0	0	0	0	13.2	16	13	9	5	8	3	0	6	63	.281	1	1	0	0	0
2020	4.50	0-0	1	0	0	0	0	2.0	3	1	1	3	2	1	0	0	10	.429	0	0	0	0	0
2021	10.12	1-1	11	0	0	0	1	8.0	6	9	9	7	9	1	0	1	38	.194	1	0	0	0	0
Total	7.23	1-3	21	0	0	0	1	23.2	25	23	19	15	19	5	0	7	111	.263	2	1	0	0	0



2022 SOUTHEAST MISSOURI BASEBALL GUIDE

RETURNEES



23



- // Outfield
- // Junior
- // 6-0 // 190 // R/R
- // Sacramento, Calif.
- // Capital Christian School
- // Cosumnes River College

// Career-Highs

At-Bats	4	at Saint Louis (3/16/21)
Runs	1	6x, last vs. Tennessee Tech (4/17/21)
Hits	2	at Eastern Illinois (3/27/21)
Doubles	1	2x, last at Murray State (4/9/21)
Triples	-	-
Home Runs	-	-
RBI	-	-
Stolen Bases	-	-

Brett GRABER

2021: Saw action in 17 games and logged three starts, including two in the outfield...Hit .368 with seven hits in 19 at-bats...Added six runs scored, two doubles and two walks...Recorded his first career NCAA Division I hit when he singled vs. Illinois State (3/6)...Had a season-high two hits when he went 2-for-3 with a double and one run scored at Eastern Illinois (3/27)...Scored a run in five-straight games from Mar. 24-Apr. 9...Ohio Valley Conference Medal of Honor recipient and Commissioner's Honor Roll selection.

Cosumnes River College: Played two seasons at Cosumnes River College...Started 20 games, hitting .290 with 18 runs, 27 hits, four doubles, a triple, two home runs and 15 RBI as a sophomore...As a freshman, he hit .313 with 28 runs scored,

12 doubles, three triples, 16 RBI and six stolen bases in 37 games.

Prep: Hit .470 with 109 runs, 119 hits, 34 doubles, 13 triples, six home runs and 83 RBI in 82 games in his prep career at Capital Christian High School...Hit .494 with 38 runs, 44 hits, 16 doubles, six triples, three home runs and 41 RBI as a senior...Helped lead Capital Christian to a Division V Championship.

Personal: Born August 24, 2000...Majoring in General Studies...Son of John and Traci Graber.



33



- // Pitcher
- // Junior
- // 6-2 // 210 // R/R
- // St. Louis, Mo.
- // St. Mary's H.S.

Bryce GROSSIUS

2021: Started eight of his last 10 games of the season...Finished with a record of 4-3 in 18 appearances and eight starts...Ranked second on the team with 57 strikeouts in 54.1 innings...Walked 14, fewest among Southeast Missouri's pitchers with at least eight starts...Made 10 relief appearances before earning a spot in the weekend rotation...Registered a career-high seven strikeouts in 5.2 innings in a win over UT Martin (5/21)...Struck out six and walked none in six scoreless innings of a

no-decision vs. Eastern Kentucky (5/7), his first career weekend start.

2020 (Shortened due to COVID-19): Posted a 1-0 record in seven relief appearances...Struck out five in 8.1 innings...Struck out one in one scoreless inning to get his only win vs. Northern Illinois (2/22)...Did not allow a hit in four games.

2019: Went 1-0 in 16 games and one start as a freshman...Notched

Brett Graber's Career Statistics at Southeast Missouri

Year	Avg.	GP-GS	AB	R	H	2B	3B	HR	RBI	TB	SLG%	BB	HBP	SO	GDP	OB%	SF	SH	SB-ATT	PO	A	E	FLD%
2021	.368	17-3	19	6	7	2	0	0	0	9	.474	2	0	8	0	.429	0	1	0-1	10	0	0	1.000

Brett Graber's Career Statistics in Ohio Valley Conference Games

Year	Avg.	GP-GS	AB	R	H	2B	3B	HR	RBI	TB	SLG%	BB	HBP	SO	GDP	OB%	SF	SH	SB-ATT	PO	A	E	FLD%
2021	.625	9-2	8	4	5	2	0	0	0	7	.875	2	0	2	0	.700	0	1	0-1	4	0	0	1.000

Bryce Grossius' Career Statistics at Southeast Missouri

Year	ERA	W-L	APP	GS	CG	SHO	SV	IP	H	R	ER	BB	SO	2B	3B	HR	AB	B/Avg.	WP	HBP	BK	SFA	SHA
2019	6.53	1-0	16	1	0	0	0	20.2	23	23	15	19	12	6	0	1	104	.295	5	5	1	1	1
2020	6.48	1-0	7	0	0	0	0	8.1	8	6	6	4	5	1	0	1	36	.258	0	1	1	0	0
2021	6.13	4-3	18	8	0	0	0	54.1	68	39	37	14	57	12	1	6	240	.315	10	2	2	4	4
Total	6.26	6-3	41	9	0	0	0	83.1	99	68	58	37	74	19	1	8	380	.305	15	8	4	5	5

Bryce Grossius' Career Statistics in Ohio Valley Conference Games

Year	ERA	W-L	APP	GS	CG	SHO	SV	IP	H	R	ER	BB	SO	2B	3B	HR	AB	B/Avg.	WP	HBP	BK	SFA	SHA
2019	3.86	0-0	6	0	0	0	0	9.1	6	4	4	6	5	1	0	0	37	.222	1	3	0	0	1
2020	13.50	0-0	1	0	0	0	0	1.1	4	2	2	1	1	0	0	1	8	.571	0	0	0	0	0
2021	1.89	1-1	6	2	0	0	0	19.0	17	5	4	2	25	3	0	1	74	.243	3	0	0	1	1
Total	3.03	1-1	13	2	0	0	0	29.2	27	11	10	9	31	4	0	2	119	.260	4	3	0	1	2



2022 SOUTHEAST MISSOURI BASEBALL GUIDE

RETURNEES



12 strikeouts in 20.2 innings... Combined on one shutout...Made his first career start vs. Memphis (3/19)...Picked up his first career win when he got the final out vs. Southern Illinois (3/6)...Posted a season-high four strikeouts in his longest outing of the season vs. Tennessee Tech (4/19)...Ohio Valley Conference Commissioner's Honor Roll selection.

Prep: Four-year starter at St. Mary's High School...Put together a 6-2 record with 62 strikeouts as a senior...Hit .324 with 12 RBI and

boasted a .429 slugging percentage that year...Helped lead his team to a district championship in 2017... First-Team All-Conference honoree as a punter, kicker and special teams player on the football team his senior year.

Personal: Born August 6, 1999... Majoring in Corporate Communication...Son of George and Maria Grossius.



15



// Pitcher
// Sophomore
// 6-2 // 218 // R/R
// St. Albert, Alberta
// Bellerose Composite
// Cloud County CC

Joseph KARALL

2021: Made four relief appearances...Worked 1.2 innings...Got his first career strikeout at Arkansas (2/27)... Threw 1.1 scoreless innings in two appearances against the Razorbacks...Ohio Valley Conference Medal of Honor recipient and Commissioner's Honor Roll selection.

Cloud County CC: Went 4-3 with a 4.53 ERA at Cloud County Community College...Finished the 2019 season with a 2-2 record and one save in 14 appearances and five starts...Notched 35 strikeouts in 38.1 innings...Posted a 2-1 record in five games and three starts in 2020... Struck out 20 and walked seven in 19.1 innings.

Prep: Attended Bellerose Composite and played for the St. Albert Cardinals as a third baseman, outfielder and right-handed pitcher...As a senior, he helped St. Albert to an Alberta Provincial title... Honor Student.

Personal: Born August 20, 2000... Majoring in General Studies...Son of Don and Debbie Karall...Has three brothers, Thomas, Matthew and Kyle.

// Career-Highs

Innings Pitched.....	6.0	vs. Eastern Kentucky (5/7/21)
Fewest Hits.....	0	10x, last at Arkansas State (3/3/20)
Most Hits.....	9	vs Murray State (5/28/21)
Fewest Runs.....	0	13x, last vs. Eastern Kentucky (5/7/21)
Most Runs.....	7	vs. Illinois State (3/6/21)
Fewest Walks.....	0	15x, last vs. UT Martin (5/21/21)
Strikeouts.....	7	vs. UT Martin (5/21/21)



// Career-Highs

Innings Pitched.....	1.0	at Arkansas (2/27/21)
Fewest Hits.....	0	at Arkansas (2/26/21)
Most Hits.....	3	vs. Southern Illinois (3/24/21)
Fewest Runs.....	0	2x, last at Arkansas (2/27/21)
Most Runs.....	7	vs. Southern Illinois (3/24/21)
Fewest Walks.....	0	2x, last at Arkansas (2/27/21)
Strikeouts.....	1	at Arkansas (2/27/21)

Joseph Karall's Career Statistics at Southeast Missouri

Year	ERA	W-L	APP	GS	CG	SHO	SV	IP	H	R	ER	BB	SO	2B	3B	HR	AB	B/Avg.	WP	HBP	BK	SFA	SHA
2021	48.60	0-0	4	0	0	0	0	1.2	7	9	9	5	1	1	0	1	19	.583	2	2	0	0	0



2022 SOUTHEAST MISSOURI BASEBALL GUIDE

RETURNEES



12



// Catcher
// Junior
// 6-3 // 220 // R/R
// St. Louis, Mo.
// St. John Vianney H.S.

Andrew KECK

2021: One of three Redhawks to start all 52 games...Ranked third on the team with a .298 batting average...Led the team in runs scored (36) and stolen bases (17) and ranked second in hits (61)...Added nine doubles, a triple, five home runs and 25 RBI...Hit .337 with a team-best 40 runs in Ohio Valley Conference play...Registered 16 multiple-hit games and five multi-RBI performances...His 16 multi-hit performances were third-most on the team...OVC Commissioner's Honor Roll selection...Pieced together a 12-game hitting streak from Apr. 2-30...Finished second in the OVC in stolen bases and tied for fifth in stolen base attempts (19)...Had a season-high three hits on four occasions...Caught the final out of the Redhawks OVC Tournament title clinching win vs. Murray State (5/30)...Went 3-for-3 with a season-best three runs scored vs. UT Martin (5/20)...Was 3-for-5 with two home runs, two runs and three RBI at Austin Peay (4/28).

2020 (Shortened due to COVID-19): Southeast Missouri's third-leading hitter with a .400 batting average...Was one of three Redhawks who hit .400 or better in 17 games...Tied for second on the team with 28 hits...Added four doubles, a home run and 19 RBI...His 19 RBI were second-most on the team...Boasted a .500 slugging percentage and .463 on-base percentage...Posted seven stolen bases in nine attempts...Eleven of his starts were split between catcher (6) and left field (5)...Knocked in the winning run on a walk-off infield single with the bases loaded to send SEMO to a 16-15 extra inning win over Northern Illinois (2/22)...The Redhawks scored nine runs in the bottom of the eighth inning to tie the game before Keck's heroics...Went 4-for-5 with a run scored, two walks and two RBI in that game against the Huskies...Hit safely in 14 of the 17 games he played...Recorded multiple hits in six of his first eight starts...Four of those performances came in a six-day span from Feb. 15-21...Led the team with 11 multi-hit games and

was tied for second with five multiple-RBI contests...Ranked among the top 10 OVC leaders in batting average (8th), on-base percentage (9th), hits (t3rd), RBI (t5th), stolen bases (4th), total plate appearances (8th, 80), at-bats (t3rd, 70) and fielding percentage (t1st, 1.000)...Tied for 12th in the nation in hits...OVC Commissioner's Honor Roll selection.

2019: Started 44 of 47 games his first college season...Thirty-five of his starts were at catcher...Was also in the lineup as the Redhawks starting left fielder in five games...Hit .255 with 20 runs scored, 10 doubles, a triple, three home runs and 25 RBI...Was 10-of-12 in stolen bases...Tied for second on the team in doubles and home runs, and rated third in stolen bases...Accumulated 10 multiple-hit games and led the team with 10 multi-RBI performances...Put together a seven-game hitting streak from Apr. 23-May 5...Capped that streak by going 4-for-4 with two doubles, a run scored, two RBI and two walks at Belmont (5/5)...Went 2-for-4 with one run scored, two RBI and his first career home run vs. Austin Peay (3/23)...Ended the season by hitting safely in 12 of his last 14 games...

Scored 13 runs, had seven doubles, hit two home runs and posted 12 RBI in OVC play...Ranked eighth in the league in fielding percentage (.997)...Threw out 12 baserunners...OVC Commissioner's Honor Roll selection.

Prep: First-Team All-Conference, All-State and All-Metro honoree as a senior at St. John Vianney High School...Hit .330 with 37 hits, 40 runs scored and 35 RBI in 112 at-bats his final prep season...Held a .453 on-base percentage and .500 slugging percentage that year, as well...Named First-Team All-Conference and All-Metro, and Second-Team All-State his junior year...Hit .452 with 33 runs, 52 hits and 29 RBI to go along with a .543 on-base percentage and .600 slugging percentage that season...Was an Under Armour All-American and his team's Offensive Most Valuable Player...Won a state championship with St. John Vianney in 2018.

Personal: Born September 12, 1999...Majoring in Mass Communication...Son of Jamie Windhorst...Teammates with pitcher Noah Niznik at both St. John Vianney High School and SEMO.

Andrew Keck's Career Statistics at Southeast Missouri

Year	Avg.	GP-GS	AB	R	H	2B	3B	HR	RBI	TB	SLG%	BB	HBP	SO	GDP	OB%	SF	SH	SB-ATT	PO	A	E	FLD%
2019	.255	47-44	153	20	39	10	1	3	25	60	.392	15	1	39	1	.325	0	0	10-12	255	36	1	.997
2020	.400	17-17	70	13	28	4	0	1	19	35	.500	8	1	12	2	.463	1	0	7-9	42	6	0	1.000
2021	.298	52-52	205	36	61	9	1	5	25	87	.424	22	3	34	6	.372	1	0	17-19	179	17	2	.990
Total	.299	116-113	428	69	128	23	2	9	69	182	.425	45	5	85	9	.371	2	0	34-40	476	59	3	.994

Andrew Keck's Career Statistics in Ohio Valley Conference Games

Year	Avg.	GP-GS	AB	R	H	2B	3B	HR	RBI	TB	SLG%	BB	HBP	SO	GDP	OB%	SF	SH	SB-ATT	PO	A	E	FLD%
2019	.248	29-27	101	13	25	7	1	2	12	40	.396	9	0	28	0	.309	0	0	5-6	174	27	0	1.000
2020	.333	3-3	15	5	5	1	0	0	5	6	.400	2	1	2	0	.444	0	0	2-2	6	1	0	1.000
2021	.337	27-27	104	21	35	6	1	1	13	46	.442	14	1	14	2	.417	1	0	11-12	92	8	0	1.000
Total	.295	59-57	220	39	65	14	2	3	30	92	.418	25	2	44	2	.371	1	0	18-20	272	36	0	1.000



2022 SOUTHEAST MISSOURI BASEBALL GUIDE

RETURNEES



// Career-Highs

At-Bats	6	2x, last vs. Austin Peay (3/20/21)
Runs	3	vs. UT Martin (5/20/21)
Hits	4	2x, last vs. Northern Illinois (2/22/20)
Doubles	2	2x, last vs. Eastern Kentucky (5/8/21)
Triples	1	2x, last vs. Tennessee Tech (4/17/21)
Home Runs	2	at Austin Peay (4/28/21)
RBI	3	5x, last at Austin Peay (4/28/21)
Stolen Bases	2	6x, last at SIU Edwardsville (3/13/21)



28



// Pitcher
// Redshirt-Freshman
// 6-1 // 225 // R/R
// St. Louis, Mo.
// Parkway Central H.S.

Anthony KLEIN

2021: Redshirted.

Prep: Four-year starter at Parkway Central High School... Earned All-Conference honors in multiple prep seasons... First-Team All-Conference selection as a junior... Hit .296 with seven runs scored, seven doubles and 16 RBI, while posting a 1.83 ERA with a team-high 57 strikeouts in 34.3

innings in 2019... Hit .256 with 19 runs, six doubles and 17 RBI during the 2018 campaign... Compiled a 4-3 record with 35 strikeouts in 49.7 innings... Finished with 30 strikeouts in 56.3 innings as a freshman.

Personal: Born August 20, 2001... Majoring in Exercise Science... Son of Rich and Michelle Klein... Has two sisters, Maria and Sophia.



14



// Utility Player
// Sophomore
// 5-11 // 200 // S/R
// Mokane, Mo.
// South Callaway H.S.

Peyton LEEPER

2021: Named to the 2021 Ohio Valley Conference All-Tournament Team... Started 48 games at third base... Hit .228 with 32 runs scored, 10 doubles, a team-high four triples and 14 RBI... Tied for second in the league in triples and ranked first in sacrifice bunts (9)... Rated 22nd in the nation in sacrifice bunts and 28th in triples... Hit .455 with three runs scored, two doubles, one RBI and two stolen bases at the OVC Tournament... Hit a one-out walk off single to give Southeast Missouri a win over Illinois State (3/5)... Recorded multiple-hits on seven occasions.

2020 (Shortened due to COVID-19): Played in 12 games and logged eight starts at third base... Scored three runs, had two hits and walked five times... First career hit came on a single vs. Ohio (2/28)... Had a single, one walk and scored all three of his runs at UT Martin (3/7)... Drew a pair of walks at UL Monroe (2/14).

Prep: Four-year starter at South Callaway High School... Earned First-Team All-State honors all four of his prep seasons... Two-time Conference and District Most Valuable Player... Hit .442 and went undefeated with a 10-0 record and 0.61 ERA on the





2022 SOUTHEAST MISSOURI BASEBALL GUIDE

RETURNEES



mound as a senior...Recorded a 1.15 ERA with 78 strikeouts and hit .410 as a junior...Helped lead South Callaway to a Class 3 State Championship in 2017...Also played football, where he was a two-time All-State defensive back...Earned All-District honors as a defensive back in 2016 and quarterback in 2018.

Personal: Born January 5, 2001... Majoring in Corporate Communication...Son of Richard and Debbie Leeper...His sister, Karli, played softball at Columbia College...His older brother, Hunter, played baseball at SEMO from 2015-16.



38



// Pitcher
// Senior
// 6-2 // 197 // R/R
// Whitby, Ontario
// Sinclair Secondary
// Southeastern CC

// Career-Highs

At-Bats	5	5x, last at Murray State (4/9/21)
Runs	3	at UT Martin (3/7/20)
Hits	2	7x, last vs. Murray State (5/28/21)
Doubles	1	10x, last vs. Murray State (5/30/21)
Triples	1	4x, last vs. Eastern Kentucky (5/8/21)
Home Runs	-	-
RBI	1	14x, last vs. Austin Peay (5/27/21)
Stolen Bases	1	6x, last vs. Murray State (5/30/21)



Hayden MALENFANT

2021: Made 11 relief appearances... Posted a 1-0 record with 12 strikeouts in 13.1 innings of work...Walked seven and gave up 14 runs on 15 hits...Threw two scoreless innings with two strikeouts and no walks en route to getting his only win vs. Jacksonville State (4/2)...Tossed 2.1 innings at Eastern Illinois (3/27) for his longest outing of the season... Recorded a season-high three strikeouts in back-to-back outings at UT Martin (4/13) and at Austin Peay (4/28)...Picked up his only win vs. Jacksonville State (4/2).

2020 (Shortened due to COVID-19): Made five relief appearances...Tallied four strikeouts in 8.2 innings...Recorded a season-high two strikeouts in his longest outing of 2.1 innings at UL Monroe (2/14)...

Worked two innings vs. Northern Illinois (2/22)...Did not allow a hit or run in two of his appearances vs. UT Martin (3/6 and 3/8).

Southeastern Iowa CC: Pitched two seasons at Southeastern Iowa Community College...Went a combined 11-3 on the mound with a 4-2 record as a freshman and 7-1 mark as a sophomore...Started 22 of his 23 appearances...Struck out 58 in 57 innings and tossed one complete game as a freshman in 2018...Recorded 63 strikeouts in 62.1 innings his sophomore year in 2019...Also tossed two complete games.

Prep: Majoring in Corporate Communication...attended Sinclair Secondary School where he was a LOSSA Champion every prep

Peyton Leeper's Career Statistics at Southeast Missouri

Year	Avg.	GP-GS	AB	R	H	2B	3B	HR	RBI	TB	SLG%	BB	HBP	SO	GDP	OB%	SF	SH	SB-ATT	PO	A	E	FLD%
2020	.074	12-8	27	3	2	0	0	0	0	2	.074	5	1	11	0	.242	0	1	0-1	4	15	2	.905
2021	.228	48-48	158	32	36	10	4	0	14	54	.342	27	9	40	1	.367	2	9	6-9	34	87	10	.924
Total	.205	60-56	185	35	38	10	4	0	14	56	.303	32	10	51	1	.349	2	10	6-10	38	102	12	.921

Peyton Leeper's Career Statistics in Ohio Valley Conference Games

Year	Avg.	GP-GS	AB	R	H	2B	3B	HR	RBI	TB	SLG%	BB	HBP	SO	GDP	OB%	SF	SH	SB-ATT	PO	A	E	FLD%
2020	.500	2-0	2	3	1	0	0	0	0	1	.500	1	0	0	0	.667	0	0	0-0	0	1	0	1.000
2021	.200	26-26	90	14	18	6	1	0	8	26	.289	8	6	23	1	.305	1	7	2-5	19	60	6	.929
Total	.207	28-26	92	17	19	6	1	0	8	27	.293	9	6	23	1	.315	1	7	2-5	19	61	6	.930

Hayden Malenfant's Career Statistics at Southeast Missouri

Year	ERA	W-L	APP	GS	CG	SHO	SV	IP	H	R	ER	BB	SO	2B	3B	HR	AB	B/Avg.	WP	HBP	BK	SFA	SHA
2020	5.19	0-1	5	0	0	0	0	8.2	9	5	5	2	4	1	0	0	37	.273	0	0	0	0	2
2021	7.43	1-0	11	0	0	0	0	13.1	15	14	11	7	12	3	0	3	61	.288	1	1	0	1	0
Total	6.55	1-1	16	0	0	0	0	22.0	24	19	16	9	16	4	0	3	98	.282	1	1	0	1	2

Hayden Malenfant's Career Statistics in Ohio Valley Conference Games

Year	ERA	W-L	APP	GS	CG	SHO	SV	IP	H	R	ER	BB	SO	2B	3B	HR	AB	B/Avg.	WP	HBP	BK	SFA	SHA
2020	0.00	0-0	2	0	0	0	0	2.2	0	0	0	0	1	0	0	0	9	.000	0	0	0	0	0
2021	7.56	1-0	7	0	0	0	0	8.1	12	9	7	3	4	2	0	2	39	.353	1	1	0	1	0
Total	5.73	1-0	9	0	0	0	0	11.0	12	9	7	3	5	2	0	2	48	.279	1	1	0	1	0



2022 SOUTHEAST MISSOURI BASEBALL GUIDE

RETURNEES



season.

Personal: Majoring in Corporate

// Career-Highs

Innings Pitched.....	2.1	2x, last at Eastern Illinois (3/27/21)
Fewest Hits.....	0	6x, last at UT Martin (4/13/21)
Most Hits.....	4	2x, last vs. Eastern Kentucky (5/8/21)
Fewest Runs.....	0	9x, last at Belmont (5/1/21)
Most Runs.....	5	vs. Southern Illinois (3/24/21)
Fewest Walks.....	0	9x, last vs. UT Martin (5/21/21)
Strikeouts.....	3	2x, last at Austin Peay (4/28/21)



1



- // Outfield
- // Junior
- // 5-11 // 202 // R/R
- // West Des Moines, Iowa
- // West Des Moines Valley H.S.
- // Iowa Western CC

Jevon MASON

2021: Named to the 2021 Ohio Valley Conference All-Tournament Team...Ranked second on the team in batting average (.350) as one of two starters hitting over .300...Led the Redhawks in doubles (14) and on-base percentage (.447)...Ranked second on the team in walks (25) and registered 22 RBI...Hit a pair of home runs, including a three-run homer with two outs to tie the game in the eighth inning vs. Murray State (May 28)...Finished second on the team with a .475 slugging percentage...Stole four bases in eight attempts...Played in 43 games and made 40 starts, including 28 in left field...Had a season-high three hits on seven occasions...Ranked second on the team with 18 multiple-hit games...Delivered a walk off single to give the Redhawks a 6-5 win over Austin Peay (3/20)...Hit safely in eight of his final 10 starts of the season...Put together an 11-game hitting streak from Mar. 20-Apr. 9...

Was one of three Redhawks who held a double-digit game hitting streak.

Iowa Western CC: Played two seasons at Iowa Western Community College...Hit .353 with 24 runs scored, 24 hits, six doubles, one home run and 16 RBI in 24 games during the 2020 campaign...Walked seven times and had a .423 on-base percentage...Played in 28 games and hit .286 with 17 runs, a double, two triples, two home runs and eight RBI in 2019.

Prep: All-Iowa selection in both baseball and football at West Des Moines Valley High School...Was the No. 11 ranked player in Iowa's 2018 class by Prep Baseball Report.

Personal: Born August 20, 2000... Majoring in Corporate Communication...Son of Larry and Stacy Mason...Has two brothers, Tyus and Darius.



35



- // Outfield
- // Redshirt-Freshman
- // 6-4 // 203 // R/R
- // O'Fallon, Mo.
- // O'Fallon Christian H.S.

Ryan MALZAHN

2021: Redshirted...Ohio Valley Conference Medal of Honor recipient and Commissioner's Honor Roll selection.

Prep: Attended O'Fallon Christian High School...First-Team All-Conference and All-District performer in 2018 and 2019...Second-Team All-Conference and Newcomer of the Year in 2017...Hit .444 with 25 runs scored, 32 hits, 11 doubles, five

triples, one home run and 22 RBI his final prep season...Hit .355 with a .443 on-base percentage, .592 slugging percentage, 23 runs, 27 hits, eight doubles, two triples, two home runs and 17 RBI.

Personal: Born November 15, 2001... Majoring in Sport Management...Son of Todd and Karen Malzahn...Has a sister, Katie.



// Career-Highs

At-Bats.....	6	at UT Martin (4/13/21)
Runs.....	3	2x, last at Belmont (4/30/21)
Hits.....	3	7x, last vs. Austin Peay (5/27/21)
Doubles.....	2	2x, last vs. Murray State (5/30/21)
Triples.....	-	-
Home Runs.....	1	2x, last vs. Murray State (5/28/21)
RBI.....	3	2x, last vs. Murray State (5/28/21)
Stolen Bases.....	2	at Arkansas (2/28/21)

Jevon Mason's Career Statistics at Southeast Missouri

Year	Avg.	GP-GS	AB	R	H	2B	3B	HR	RBI	TB	SLG%	BB	HBP	SO	GDP	OB%	SE	SH	SB-ATT	PO	A	E	FLD%
2021	.350	43-40	160	35	56	14	0	2	22	76	.475	25	4	37	2	.447	1	1	4-8	57	0	6	.905

Jevon Mason's Career Statistics in Ohio Valley Conference Games

Year	Avg.	GP-GS	AB	R	H	2B	3B	HR	RBI	TB	SLG%	BB	HBP	SO	GDP	OB%	SE	SH	SB-ATT	PO	A	E	FLD%
2021	.379	25-23	95	19	36	7	0	0	10	43	.453	13	2	22	2	.459	1	1	2-3	35	0	4	.897



2022 SOUTHEAST MISSOURI BASEBALL GUIDE

RETURNEES



Personal: Born December 8, 2001...
Majoring in Finance...Son of Shawn
and Holly Miller...Has one brother,
Jack.

// Career-Highs

Innings Pitched.....	9.0	vs. Murray State (5/30/21)
Fewest Hits.....	0	3x, last vs. UT Martin (5/21/21)
Most Hits.....	9	vs. Austin Peay (3/20/21)
Fewest Runs.....	0	8x, last vs. UT Martin (5/21/21)
Most Runs.....	5	vs. Austin Peay (3/20/21)
Fewest Walks.....	0	11x, last vs. Southern Mississippi (6/5/21)
Strikeouts.....	10	vs. Murray State (5/30/21)



7



// Utility Player
// Sophomore
// 6-2 // 210 // R/R
// Eureka, Mo.
// Eureka H.S.



Kyle MILLER

2021: Claimed Ohio Valley Conference All-Tournament honor and was named to the OVC All-Freshman Team...Compiled a 4-2 record with a 3.86 ERA in 20 appearances and five starts...Ranked second on the team with five saves...Rated third on the team with 52 strikeouts in 51.1 innings...Also walked 15 and combined on a shutout...Pitched a complete game victory and allowed only two hits with 10 strikeouts to beat Murray State (5/30) in the OVC Tournament winner-take-all final...He no-hit the Racers for eight innings in that contest...Recorded seven strikeouts in 6.1 innings

during a win at SIU Edwardsville (3/13)...Allowed just one run and struck out three in six innings to beat Illinois State (3/7) in his first career start...OVC Commissioner's Honor Roll selection.

Prep: Attended Eureka High School...Did not play in 2020 due to COVID-19...Hit .320 with 12 runs scored, a team-high seven doubles, one triple, a home run and eight RBI in 2019...Posted a .433 on-base percentage and .560 slugging percentage...Hit .308 with five runs, a home run and eight RBI in 2018.



Kyle Miller's Career Statistics at Southeast Missouri

Year	ERA	W-L	APP	GS	CG	SHO	SV	IP	H	R	ER	BB	SO	2B	3B	HR	AB	B/Avg.	WP	HBP	BK	SFA	SHA
2021	3.86	4-2	20	5	1	0	5	51.1	54	25	22	15	52	17	3	3	225	.271	5	3	0	6	2

Kyle Miller's Career Statistics in Ohio Valley Conference Games

Year	ERA	W-L	APP	GS	CG	SHO	SV	IP	H	R	ER	BB	SO	2B	3B	HR	AB	B/Avg.	WP	HBP	BK	SFA	SHA
2021	4.05	2-1	11	3	0	0	4	26.2	28	15	12	9	28	12	1	1	119	.269	3	2	0	3	1



2022 SOUTHEAST MISSOURI BASEBALL GUIDE

RETURNEES



18



// Pitcher
// Junior
// 5-11 // 196 // L/L
// Imperial, Mo.
// St. John Vianney H.S.

Noah NIZNIK

2021: Started 11 of his 14 appearances...Posted a 2-6 record...Recorded 34 strikeouts in 55.2 innings...Tossed one complete game...Pitched seven innings twice vs. Illinois State (3/6) and Austin Peay (3/2)...Opened the season with a 5.1-inning start at South Alabama (2/20)...Allowed two runs on three hits with three strikeouts in a no-decision against the Jaguars...Earned first win of the season vs. Illinois State (3/6), limiting the Redbirds to one earned run on eight hits to go along with four strikeouts in his complete game victory...Notched a season-high six strikeouts on two occasions at Arkansas (2/26) and at Murray State (4/9)...Grabbed second win of the season at Murray State (4/9), allowing four runs on five hits in five frames...Ohio Valley Conference Commissioner's Honor Roll selection.

2020 (Shortened due to COVID-19): Game three starter in two of Southeast Missouri's four series...Started four games and went

3-0 with a 3.52 ERA...Struck out 15 in 23 innings and threw one complete game shutout...Ranked second on the team in strikeouts, ERA and innings pitched to go along with his team-high three victories...Posted a combined 11 strikeouts and allowed only one run in his final two starts of the season...Struck out five and gave up three hits in a complete game seven-inning shutout vs. Ohio (2/29)...Notched a season-high six strikeouts and allowed just one run in six innings at UT Martin (2/29)...Tied for ninth in the OVC in innings and was tied for third in wins.

2019: Led the team with a 3.63 ERA among starting pitchers during his rookie season...Posted a 3-4 record in 13 starts...Was the No. 2 starter in the weekend rotation for much of the year...Pitched one complete game and struck out 49 in 62 innings...Also walked 17, fewest among SEMO starting pitchers...Tied for second on the team in innings pitched and tied for third in strikeouts...Picked up his first career

win when he struck out four in five innings vs. Western Illinois (2/23)...Finished with a season-high seven strikeouts in back-to-back starts vs. Purdue Fort Wayne (3/2) and UT Martin (3/10)...Struck out six and allowed just one run in a complete game seven-inning victory at Belmont (5/5), the first complete game of his college career...Notched six strikeouts in 5.1 innings at Eastern Illinois (4/1)...Tossed six scoreless innings vs. Purdue Fort Wayne (3/2) and UT Martin (3/10)...Ranked among OVC leaders in ERA (4th), opposing batting average (8th, .248), hits allowed (4th, 59), fewest runs allowed (1st, 28), earned runs allowed (2nd, 25) and walks allowed (4th).

Prep: Went undefeated at 7-0 with a 2.32 ERA in 12 games and 10 starts as a senior at St. John Vianney High School...Recorded 58 strikeouts and walked 15 in 51.3 innings that year...Averaged just under eight strikeouts (7.9) per game...Started 11 games and finished at 8-1 with a 0.92 ERA as a junior...Tossed three complete games and ranked second on the team with 67 strikeouts in 60.7 innings...Allowed only nine walks that year, as well...Helped St. John Vianney win a state title in 2018...Earned Second-Team All-Conference honors as both a junior and senior.

Personal: Born May 31, 2000...Majoring in Mass Communication...Son of Tracy Niznik...Has a sister, Sabrina...Teammates with Andrew Keck at St. John Vianney High School and SEMO.

// Career-Highs

Innings Pitched.....	7.0	4x, last vs. Austin Peay (3/20/21)
Fewest Hits.....	2	vs. Purdue Fort Wayne (3/2/19)
Most Hits.....	8	4x, last at Murray State (4/9/21)
Fewest Runs.....	0	4x, last vs. Ohio (2/29/20)
Most Runs.....	7	3x, last vs. Jacksonville State (4/3/21)
Fewest Walks.....	0	6x, last vs. Illinois State (3/6/21)
Strikeouts.....	7	2x, last vs. UT Martin (3/10/19)



Noah Niznik's Career Statistics at Southeast Missouri

Year	ERA	W-L	APP	GS	CG	SHO	SV	IP	H	R	ER	BB	SO	2B	3B	HR	AB	B/Avg.	WP	HBP	BK	SFA	SHA
2019	3.63	3-4	13	13	1	0	0	62.0	59	28	25	17	49	7	2	7	262	.248	4	2	0	0	5
2020	3.52	3-0	4	4	1	1	0	23.0	21	10	9	6	15	2	0	4	93	.241	1	0	0	0	0
2021	8.25	2-6	14	11	1	0	0	55.2	78	56	51	29	34	17	2	9	272	.339	6	5	0	3	5
Total	5.44	8-10	31	28	3	1	0	140.2	158	94	85	52	98	26	4	20	627	.285	11	7	0	3	10

Noah Niznik's Career Statistics in Ohio Valley Conference Games

Year	ERA	W-L	APP	GS	CG	SHO	SV	IP	H	R	ER	BB	SO	2B	3B	HR	AB	B/Avg.	WP	HBP	BK	SFA	SHA
2019	4.35	1-3	9	9	1	0	0	41.1	44	22	20	12	30	7	1	6	181	.268	3	2	0	0	3
2020	1.50	1-0	1	1	0	0	0	6.0	5	1	1	0	6	1	0	1	23	.217	0	0	0	0	0
2021	9.96	1-5	9	8	0	0	0	34.1	54	41	38	22	19	13	1	4	175	.380	2	3	0	3	5
Total	6.50	3-8	19	18	1	0	0	81.2	103	64	59	34	55	21	2	11	379	.313	5	5	0	3	8



2022 SOUTHEAST MISSOURI BASEBALL GUIDE

RETURNEES



Conference honors as a junior and senior...All-State selection his senior year...Four-year starter as a prep... Started high school career as an outfielder before becoming a

pitcher...Posted a career record of 13-5 on the mound.

Personal: Born November 29, 1999... Majoring in Sport Management...Son of Kelly O'Donnell...Sibling is Regan.

// Career-Highs

Innings Pitched.....	1.1	2x, last at Arkansas (2/28/21)
Fewest Hits.....	0	2x, last vs. Southern Illinois (3/24/21)
Most Hits.....	2	at Arkansas (2/28/21)
Fewest Runs.....	0	vs. Southern Illinois (3/24/21)
Most Runs.....	2	at Arkansas (2/28/21)
Fewest Walks.....	1	2x, last vs. Southern Illinois (3/24/21)
Strikeouts.....	1	2x, last vs. Southern Illinois (3/24/21)



32



// Pitcher
// Junior
// 6-3 // 212 // R/R
// Milliken, Colo.
// Roosevelt H.S.
// Garden City CC



44



// Pitcher
// Junior
// 6-7 // 252 // R/R
// Ballwin, Mo.
// Parkway West H.S.
// John A. Logan College

Connery O'DONNELL

2021: Appeared in three games out of the bullpen...Allowed three runs and two hits in three innings... Struck out two and walked five... Worked 1.1 innings in his Southeast Missouri debut at South Alabama (2/21)...Also tossed 1.1 innings with one strikeout at Arkansas (2/28)... His other relief appearance was one-third of an inning vs. Southern Illinois (3/24).

Garden City CC: Pitched two seasons at Garden City Commu-

nity College...Went 4-2 with a 2.92 ERA in seven appearances and five starts in 2020...Struck out 34 in 24.2 innings...Appeared in 13 games and made nine starts in 2019...Recorded 36 strikeouts in 46 innings...Ranked fourth on the team in strikeouts.

Prep: Was on the baseball, golf, basketball and football teams at Roosevelt High School...Registered a 7-2 record and 2.61 ERA as a senior...Led his team to the state tournament that year...Earned All-

Matt PEREGO

2021: Pitched 12 games in relief, tallying 12.2 innings of work...Did not allow an earned run in seven appearances during Ohio Valley Conference play...Recorded 10 strikeouts...Made his first career appearance at Arkansas (2/27)... Went a season-long 1.2 innings at SIU Edwardsville (3/13) and vs. UT Martin (5/21)...Had a season-high two strikeouts on two occasions vs. SIU Edwardsville (3/13) and Missouri State (3/30)...Did not give up an earned run in eight games...

OVC Commissioner's Honor Roll selection.

John A. Logan College: Did not see action in 2020.

State Fair CC: Pitched at State Fair Community College in 2019... Posted a 2-1 record in nine games and seven starts...Struck out 31 in 29.1 innings.

Prep: Attended Parkway West High School...Logged five starts and went 2-3 with a 2.53 ERA in 2017...Struck

Connery O'Donnell's Career Statistics at Southeast Missouri

Year	ERA	W-L	APP	GS	CG	SHO	SV	IP	H	R	ER	BB	SO	2B	3B	HR	AB	B/Avg.	WP	HBP	BK	SFA	SHA
2021	6.00	0-0	3	0	0	0	0	3.0	2	3	2	5	2	1	0	0	16	.222	1	0	0	1	1

Matt Perego's Career Statistics at Southeast Missouri

Year	ERA	W-L	APP	GS	CG	SHO	SV	IP	H	R	ER	BB	SO	2B	3B	HR	AB	B/Avg.	WP	HBP	BK	SFA	SHA
2021	5.68	0-0	12	0	0	0	0	12.2	16	8	8	7	10	3	1	1	61	.308	5	1	1	1	0

Matt Perego's Career Statistics in Ohio Valley Conference Games

Year	ERA	W-L	APP	GS	CG	SHO	SV	IP	H	R	ER	BB	SO	2B	3B	HR	AB	B/Avg.	WP	HBP	BK	SFA	SHA
2021	0.00	0-0	7	0	0	0	0	7.1	6	0	0	4	7	0	0	0	31	.231	3	0	1	1	0



2022 SOUTHEAST MISSOURI BASEBALL GUIDE

RETURNEES



out 33 in 27.7 innings...Posted a record of 5-2 in nine games and eight starts in 2016...Had 34 strikeouts in 44.3 innings...Pitched five complete games over his final two prep campaigns.

Personal: Born January 14, 1999... Majoring in Business Administration...Son of Kevin and Marilyn Perego...Has one brother, Eric and two sisters, Paige and Kaitlyn Laumann.

College...Put together a 6-1 record with 46 strikeouts in 42.1 innings over 20 appearances and three starts in his junior college career... Averaged 9.8 strikeouts per nine innings...Also picked up one save.

Prep: First-Team All-Conference selection at nearby Anna-Jonesboro High School.

Personal: Born April 29, 2000... Majoring in Criminal Justice...Son of Steve and Paige Ralls...Has one sibling, Hayden.

// Career-Highs

Innings Pitched.....	1.2	2x, last vs. UT Martin (5/21/21)
Fewest Hits.....	0	4x, last at Murray State (4/10/21)
Most Hits.....	4	at Arkansas (2/27/21)
Fewest Runs.....	0	0, 8x, last vs. UT Martin (5/21/21)
Most Runs.....	3	vs. Missouri State (3/30/21)
Fewest Walks.....	0	9x, last vs. Murray State (5/29/21)
Strikeouts.....	2	2x, last vs. Missouri State (3/30/21)

// Career-Highs

Innings Pitched.....	5.0	vs. UT Martin (5/21/21)
Fewest Hits.....	0	2x, last at Saint Louis (3/16/21)
Most Hits.....	6	at Arkansas (2/28/21)
Fewest Runs.....	0	7x, last vs. UT Martin (5/21/21)
Most Runs.....	6	at Arkansas (2/28/21)
Fewest Walks.....	0	6x, last vs. Southern Mississippi (6/5/21)
Strikeouts.....	5	vs. Illinois State (3/7/21)



37



// Pitcher
// Junior
// 6-3 // 190 // R/R
// Anna, Ill.
// Anna-Jonesboro H.S.
// John A. Logan College



24



// Pitcher
// Sophomore
// 6-5 // 237 // R/R
// St. Louis, Mo.
// Valley Park H.S.

Hunter RALLS

2021: Pitched in 19 games and started five...Fashioned a 3-2 mark with a 5.82 ERA and one save... Tied for third on the team in wins... Ranked fourth in starts and third in appearances...Had 34 strikeouts in 38.2 innings...Threw five scoreless innings in a no-decision vs. UT Martin (5/21), his longest start of the season...Had a season-best five strikeouts in three shutout innings en route to nailing down his only

save vs. Illinois State (3/7)...Picked up his first win of the season when he tossed 1.2 scoreless innings with three strikeouts at SIU Edwardsville (3/13)...Started on his birthday at the Ohio Valley Conference Tournament vs. Murray State (5/29)...Made his Southeast Missouri debut at South Alabama (2/20).

John A. Logan College: Pitched two seasons at John A. Logan

Fischer RAUSCH

2021: Made 12 relief appearances... Combined on one shutout and finished with a 3.38 ERA...Struck out 26 in 16 innings of work...Allowed 11 hits and seven walks...Longest outing was two innings on three occasions...Had four strikeouts at Belmont (4/30) and vs. Murray State (5/29)...Did not allow a run in nine of his appearances...Tossed

two innings with a season-high five strikeouts in his Southeast Missouri debut vs. Illinois State (3/6)...Did not give up a walk in eight of his outings.

2020 (Shortened due to COVID-19): Did not see action.

Hunter Ralls' Career Statistics at Southeast Missouri

Year	ERA	W-L	APP	GS	CG	SHO	SV	IP	H	R	ER	BB	SO	2B	3B	HR	AB	B/Avg.	WP	HBP	BK	SFA	SHA
2021	5.82	3-2	19	5	0	0	1	38.2	45	28	25	20	34	9	0	3	187	.280	5	5	0	0	1

Hunter Ralls' Career Statistics in Ohio Valley Conference Games

Year	ERA	W-L	APP	GS	CG	SHO	SV	IP	H	R	ER	BB	SO	2B	3B	HR	AB	B/Avg.	WP	HBP	BK	SFA	SHA
2021	4.86	2-0	7	1	0	0	0	16.2	20	9	9	9	13	3	0	1	79	.294	4	1	0	0	1

Fischer Rausch's Career Statistics at Southeast Missouri

Year	ERA	W-L	APP	GS	CG	SHO	SV	IP	H	R	ER	BB	SO	2B	3B	HR	AB	B/Avg.	WP	HBP	BK	SFA	SHA
2021	3.38	0-0	13	0	0	0	0	16.0	11	6	6	7	26	4	1	1	71	.180	7	3	1	0	0

Fischer Rausch's Career Statistics in Ohio Valley Conference Games

Year	ERA	W-L	APP	GS	CG	SHO	SV	IP	H	R	ER	BB	SO	2B	3B	HR	AB	B/Avg.	WP	HBP	BK	SFA	SHA
2021	3.68	0-0	6	0	0	0	0	7.1	6	3	3	2	10	2	1	0	31	.214	1	1	1	0	0



2022 SOUTHEAST MISSOURI BASEBALL GUIDE

RETURNEES



Prep: Earned First-Team All-Conference honors in multiple seasons... Hit .365 with 19 runs scored, 19 hits, three home runs and 22 RBI as a senior at Valley Park High School... Had a .515 on-base percentage and .615 slugging percentage...Went 4-1 with 68 strikeouts in 30 innings over eight starts on the mound...Finished with a .304 batting average, 22

runs scored, seven doubles, a triple and 26 RBI as a junior...Posted an undefeated 7-0 record with a 0.48 ERA and 98 strikeouts in 44 innings that year.

Personal: Born September 12, 2000...Majoring in Corporate Communication...Son of Scott and Christine Rausch...Both of his parents graduated from Missouri State.

walked 19 times and had a .504 on-base percentage that year.

Prep: Hit .312 with 23 runs, 25 hits, eight doubles, two triples and 15 RBI as a senior at Wauconda High School...Boasted a .451 on-base percentage and .462 slugging percentage.

Personal: Born August 22, 2000... Majoring in Business Administration...Son of Phil and Marybeth Sperling...Has one brother, Marc.

// Career-Highs

Innings Pitched.....	2.0	3x, last at Belmont (4/30/21)
Fewest Hits.....	0	3x, last at Lipscomb (5/15/21)
Most Hits.....	2	at Eastern Illinois (3/27/21)
Fewest Runs.....	0	9x, last vs. Southern Mississippi (6/5/21)
Most Runs.....	2	2x, last vs. Murray State (5/29/21)
Fewest Walks.....	0	8x, last vs. Southern Mississippi (6/5/21)
Strikeouts.....	5	vs. Illinois State (3/6/21)

// Career-Highs

At-Bats	4	6x, last vs. Ole Miss (6/4/21)
Runs	2	at Lipscomb (5/15/21)
Hits	2	5x, last vs. Murray State (5/30/21)
Doubles	1	2x, last vs. Murray State (5/29/21)
Triples	-	-
Home Runs	1	vs. Murray State (5/30/21)
RBI	4	vs. Murray State (5/30/21)
Stolen Bases.....	1	at UT Martin (4/13/21)



5



// Infield
// Junior
// 6-1 // 188 // L/R
// Wauconda, Ill.
// Wauconda H.S.
// McHenry County College

Danny SPERLING

2021: Played in 23 games, making 16 starts between the infield second base and designated hitter... Hit .246 with eight runs scored, two doubles, one home run, eight walks and nine RBI...Concluded the season with 11-straight starts...Had a season-high two hits five times... Hit is first career home run to help Southeast Missouri capture the Ohio Valley Conference Tournament title vs. Murray State (5/30)... Finished with a total of four hits and four RBI in two games vs. Murray

State at the OVC Tournament...Also contributed two hits at Belmont (5/1), at Lipscomb (5/15) and vs. UT Martin (5/20)...Ohio Valley Conference Commissioner's Honor Roll selection.

McHenry County College: Played two seasons at McHenry County College...Hit .350 with a double, four walks and one RBI in 2020...Played 32 games and hit .375 with 28 runs scored, seven doubles, a triple, one home run and 18 RBI in 2019...Also



Danny Sperling's Career Statistics at Southeast Missouri

Year	Avg.	GP-GS	AB	R	H	2B	3B	HR	RBI	TB	SLG%	BB	HBP	SO	GDP	OB%	SF	SH	SB-ATT	PO	A	E	FLD%
2021	.246	25-18	65	8	16	2	0	1	9	21	.323	8	2	9	2	.347	0	2	1-1	14	9	0	1.000

Danny Sperling's Career Statistics in Ohio Valley Conference Games

Year	Avg.	GP-GS	AB	R	H	2B	3B	HR	RBI	TB	SLG%	BB	HBP	SO	GDP	OB%	SF	SH	SB-ATT	PO	A	E	FLD%
2021	.207	12-9	29	2	6	1	0	0	2	7	.241	4	1	4	1	.324	0	0	0-0	7	1	0	1.000



2022 SOUTHEAST MISSOURI BASEBALL GUIDE

RETURNNEES



8



// Utility Player
 // Sophomore
 // 5-10 // 190 // L/R
 // Wildwood, Mo.
 // Lafayette H.S.

Ty STAUSS

2021: Participated in 31 games and made 20 starts in left field...Registered 13 hits and eight runs scored...Added three doubles, 14 walks and five RBI...Logged his first career start at South Alabama (2/21), where he had his first collegiate RBI...Recorded his first career hit on a single at Arkansas (2/25)...Finished with a season-best two RBI in the series finale against Arkansas (2/28)...Notched a season-high two hits in games one (3/5) and four (3/7) of the Redhawks series vs. Illinois State...Drew two walks on four occasions...Stole three bases...Ohio Valley Conference Commissioner's Honor Roll selection.

Prep: Hit .354 with a .747 slugging percentage during the 2019 campaign at Lafayette High School...

Scored 25 runs, has seven doubles, a team-high six triples, four home runs and 19 RBI that year...Hit .513 with a .795 slugging percentage, 33 runs, 40 hits, nine doubles, five triples, a home run and 16 RBI in 2018...First-Team All-Conference and Second-Team All-State selection...Was named 2018 Conference Player of the Year...Garnered First-Team All-Conference honors in 2019, as well.

Personal: Born September 5, 2001...Majoring in Computer Information Systems...Son of Dave and Tonia Stauss...Has three brothers, Cole, Wade and Jack...Wade played for SEMO and signed as an undrafted free agent with the St. Louis Cardinals.

// Career-Highs

At-Bats	5	at SIU Edwardsville (3/13/21)
Runs	2	2x, last at UT Martin (4/13/21)
Hits	2	2x, last vs. Illinois State (3/7/21)
Doubles	1	3x, last at UT Martin (4/13/21)
Triples	-	-
Home Runs	-	-
RBI	2	at Arkansas (2/28/21)
Stolen Bases	1	3x, last vs. Austin Peay (3/19/21)



55



// Pitcher
 // Sophomore
 // 6-8 // 283 // R/R
 // St. Louis, Mo.
 // Lutheran South H.S.
 // Three Rivers CC

Noah STONE

2021: Did not see game action...Ohio Valley Conference Commissioner's Honor Roll selection.

Three Rivers CC: Put together a 4-1 record in five starts during the 2020 campaign...Struck out 43 and walked 14 in 25 innings...Named NJCAA Pitcher of the Week after notching 14 strikeouts to go along with a 1.50 ERA vs. North Iowa Area CC (2/29)...Had 11 strikeouts in a shutout against North Central Missouri College (2/16).

Prep: Registered an 8-3 record with a 1.92 ERA in 11 starts during the 2017 season at Lutheran South High School...Struck out 84 in 65.7 innings...Put together a 3-1 record in seven games and five starts in 2016...Recorded 41 strikeouts in 28.3 innings and pitched two complete games.

Personal: Born October 14, 1998...Majoring in General Management...Son of Brian and Alicia Stone...Has a sister, Amelia.

Ty Stauss' Career Statistics at Southeast Missouri

Year	Avg.	GP-GS	AB	R	H	2B	3B	HR	RBI	TB	SLG%	BB	HBP	SO	GDP	OB%	SB	SH	SB-ATT	PO	A	E	FLD%
2021	.176	31-21	74	8	13	3	0	0	5	16	.216	14	1	22	1	.311	1	2	3-3	29	1	1	.968

Ty Stauss' Career Statistics in Ohio Valley Conference Games

Year	Avg.	GP-GS	AB	R	H	2B	3B	HR	RBI	TB	SLG%	BB	HBP	SO	GDP	OB%	SF	SH	SB-ATT	PO	A	E	FLD%
2021	.125	15-8	32	3	4	1	0	0	1	5	.156	7	0	9	0	.282	0	1	1-1	9	1	1	.909

OVC TOURNAMENT CHAMPIONS | 1998 • 2002 • 2016 • 2021

NCAA TOURNAMENT | 1998 • 2002 • 2016 • 2021



2022 SOUTHEAST MISSOURI BASEBALL GUIDE

RETURNEES



9



- // Infield
- // Graduate
- // 6-3 // 225 // R/R
- // Los Alamitos, Calif.
- // Los Alamitos H.S.
- // Long Beach City College

Tyler WILBER

2021: Named Second-Team All-Ohio Valley Conference and ranked 17th among the Top 100 shortstops by D1Baseball...Brooks Wallace Award Semifinalist...Was one of only two players on the team to start all 52 games as Southeast Missouri's shortstop...SEMO's top hitter with a .378 batting average...Also led the team in RBI (49), total bases (109), slugging percentage (.542), hits (76), and sacrifice flies (4)...Ranked second on the team in doubles (11), triples (2) and home runs (6)... Scored 32 runs and walked 22 times...Hit .374 with 19 runs, nine doubles, a triple, four home runs and 25 RBI in 27 OVC starts...Finished the 2021 regular-season with a league-best .400 batting average to claim his second OVC regular-season batting title...Notched a team-best 22 multiple-hit games and 13 multiple-RBI performances... Had a 15-game hitting streak from Mar. 30-May 1, the longest of any Redhawk...Fielded at a rate of .959 and helped turn 30 double plays... Had a pair of four-hit games vs. Jacksonville State (4/3) and at

Austin Peay (4/28)...Scored two runs in eight games...Finished with a season-high five RBI at Austin Peay (4/28)...Fell a triple shy of hitting for the cycle at Murray State (4/10) and vs. Eastern Kentucky (5/8)...Went 3-for-4 with two runs, a double, home run and two RBI against the Racers and 3-for-4 with two runs, a double, home run and three RBI against the Colonels...Went 2-for-2 with two RBI and three walks in the Redhawks OVC Tournament clinching win over Murray State (5/30)... Also had a RBI vs. Austin Peay (5/27) and a hit, run scored and RBI vs. Murray State (5/28) in the OVC Tournament...Named OVC Player of the Week on Apr. 5...Knocked in the go-ahead run on a two-RBI single in the sixth inning to lead SEMO to its 6-5 come-from-behind win vs. Jacksonville State (Apr. 2)...Ended the season as the OVC leader in hits and assists (148), while ranking third in batting average (.378), sixth in on-base percentage and sixth in RBI...Ranked 49th nationally in batting average and 46th in hits per game (1.46).

2020 (Shortened due to COVID-19):

Named CoSIDA

Academic All-District...Was ranked among D1 Baseball's top 40 junior hitters...Started all 17 games at shortstop...Ranked second on the team with a .406 batting average... Was one of three players who hit .400 or better...Led the Redhawks in runs (26), doubles (9), walks (11) and on-base percentage (.494)... Ranked second on the team in hits (28), slugging percentage (.696) and total bases (48)...Tied for second on the team with nine multiple-hit games...Narrowly missed hitting for the cycle when he opened the UT Martin series by going 4-for-6 with two singles, a double, home run, three runs and six RBI on Mar. 6...Went 4-for-6 with three runs scored and a double against the Skyhawks the next day (3/7)... Registered multiple hits in five of his final seven starts of the season... Was 3-for-4 with two doubles and two runs scored vs. Northern Illinois (2/22)...Led the OVC in runs scored and ranked second in doubles, total bases and total plate appearances (85)...Also ranked among OVC leaders in batting average (7th), slugging percentage (7th, .696), on-base percentage (3rd), hits (3rd), walks (4th) and at-bats (6th, 69)... Ranked second in the nation in runs scored and fourth in runs per game (1.53)...Was also ninth nationally in total bases...Preseason Third-Team All-America selection by Collegiate Baseball...OVC Commissioner's Honor Roll selection.

2019: First-Team All-OVC

selection...Led the OVC with a .383 batting average and .480 on-base percentage in 55 starts at shortstop...Led the Redhawks with 80 hits, 19 doubles, three triples, 111 total bases, 40 RBI, and a .531 slugging percentage...Ranked second on the team in runs (43) and walks (37)...Posted multiple hits in a team-high 27 starts...Rated second with nine multiple-RBI performances...Reached base safely in 20 consecutive games from Mar. 1-Apr. 1... Strung together a 14-game hitting streak from Mar. 1-22, longest on the team...Hit his first career home run at Eastern Illinois (3/31)...Collected a season-high four hits when he finished at 4-for-5 with a run scored, double and two RBI vs. Jacksonville State (4/7)...Had nine hits in three games vs. the Gamecocks...Also had a four-hit game at Morehead State (5/16)...Posted a season-high five RBI vs. Tennessee Tech (4/19)... Tallied multiple hits in four of his first six starts of the season... Ranked among league leaders in hits (5th), doubles (3rd) and walks (9th)...Rated 24th in the nation in batting average...OVC Commissioner's Honor Roll selection.

Long Beach City College:

Started 47 games at Long Beach City College in 2017...Hit .331 with 26 runs scored, 60 hits, six doubles, one home run and 20 RBI...boasted a .407 on-base percentage...Had 17 multiple-hit games.

Tyler Wilber's Career Statistics at Southeast Missouri

Year	Avg.	GP-GS	AB	R	H	2B	3B	HR	RBI	TB	SLG%	BB	HBP	SO	GDP	OB%	SF	SH	SB-ATT	PO	A	E	FLD%
2019	.383	55-55	209	43	80	19	3	2	40	111	.531	37	4	24	4	.480	2	1	1-5	66	114	11	.942
2020	.406	17-17	69	26	28	9	1	3	12	48	.696	11	3	8	3	.494	2	0	3-3	25	44	3	.958
2021	.378	52-52	201	32	76	11	2	6	49	109	.542	22	6	26	10	.446	4	3	4-5	65	148	9	.959
Total	.384	124-124	479	101	184	39	6	11	101	268	.559	70	13	58	17	.468	8	4	8-13	156	306	23	.953

Tyler Wilber's Career Statistics in Ohio Valley Conference Games

Year	Avg.	GP-GS	AB	R	H	2B	3B	HR	RBI	TB	SLG%	BB	HBP	SO	GDP	OB%	SF	SH	SB-ATT	PO	A	E	FLD%
2019	.416	30-30	113	26	47	14	1	2	22	69	.611	18	3	12	1	.504	1	0	1-4	34	61	5	.950
2020	.647	3-3	17	8	11	2	0	1	8	16	.941	1	1	0	0	.684	0	0	1-1	5	4	1	.900
2021	.374	27-27	107	19	40	9	1	4	25	63	.589	11	1	12	5	.426	3	1	1-2	33	81	5	.958
Total	.414	60-60	237	53	98	25	2	7	55	148	.624	30	5	24	6	.482	4	1	3-7	72	146	11	.952



2022 SOUTHEAST MISSOURI BASEBALL GUIDE

RETURNEES



Prep: Attended Los Alamitos High School.

Personal: Born November 28, 1997... Majoring in Higher Education Administration...Son

of Bruce Wilber and Kathleen Rowden...Has one brother, Greg... His father played professional baseball for the Portland Mavericks, an independent team in the Class A Northwest League.

// Career-Highs

At-Bats	6	4x, last vs. Austin Peay (3/20/21)
Runs	3	5x, last at UT Martin (3/7/20)
Hits	4	6x, last at Austin Peay (4/28/21)
Doubles	2	4x, last at Murray State (4/9/21)
Triples	1	5x, last vs. Tennessee Tech (4/17/21)
Home Runs	1	11x, last vs. Eastern Kentucky (5/8/21)
RBI	6	at UT Martin (3/6/20)
Stolen Bases	1	8x, last at Austin Peay (4/28/21)



27



// Pitcher
// Senior
// 6-3 // 210 // R/R
// Judsonia, Ark.
// White County Central H.S.
// Three Rivers CC

Austin WILLIAMS

2021: Appeared in 22 games and made one start...Put together a 2-3 record with a 5.90 ERA and 39 strikeouts in 39.2 innings...Led the team with six saves and tied for first in appearances as one of Southeast Missouri's top relief pitchers... Allowed 26 earned runs and gave up 12 walks...Picked up his first win of the season when he pitched 3.2 scoreless innings with three strikeouts at Belmont (5/1)...Matched his longest outing of the season when he also worked 3.2 innings at Murray State (4/9)...Recorded a season-high four strikeouts vs. Austin Peay (3/19), at Murray State (4/9) and vs. Eastern Kentucky (5/8)...Did not allow a run in eight of his appearances...Struck out three in two scoreless innings of no-hit baseball to earn his first save at Saint Louis (3/16)...Pitched in two games at the Ohio Valley Conference Tournament...Tied for fifth in the OVC in saves and tied for eighth in games finished (10).

2020 (Shortened due to COVID-19): Did not see action.

Three Rivers CC: Played his sophomore season at Three Rivers Community College in 2019...Posted a 4-4 record in 15 appearances and 11 starts...Struck out 84 and walked 25 in 63.2 innings...Averaged 11.8 strikeouts per nine innings...Tossed three complete games and picked up a save.

Williams Baptist: Pitched his freshman campaign at Williams Baptist in 2018...Made 11 appearances and four starts and finished with a record of 1-5...Struck out 35 in 25.2 innings of work... Picked up one save.

Prep: Four-year starter at White County Central High School...Earned All-State honors his final two prep seasons...Four-time All-Conference pick...Also an All-State honoree on the basketball team...Ranked eighth in his class as an Honors Graduate.

Personal: Born June 13, 1999... Majoring in Corporate Communication...Son of Greg and Leslie Williams.



Austin Williams' Career Statistics at Southeast Missouri

Year	ERA	W-L	APP	GS	CG	SHO	SV	IP	H	R	ER	BB	SO	2B	3B	HR	AB	B/Avg.	WP	HBP	BK	SFA	SHA
2021	5.90	2-3	22	1	0	0	6	39.2	50	27	26	12	39	9	1	8	183	.296	8	1	0	0	1

Austin Williams' Career Statistics in Ohio Valley Conference Games

Year	ERA	W-L	APP	GS	CG	SHO	SV	IP	H	R	ER	BB	SO	2B	3B	HR	AB	B/Avg.	WP	HBP	BK	SFA	SHA
2021	3.28	1-1	12	0	0	0	4	24.2	24	9	9	9	25	5	1	2	109	.242	6	1	0	0	0



2022 SOUTHEAST MISSOURI BASEBALL GUIDE

RETURNEES



// Career-Highs

Innings Pitched.....	3.2	2x, last at Belmont (5/1/21)
Fewest Hits.....	0	at Saint Louis (3/16/21)
Most Hits.....	7	vs. Southern Mississippi (6/5/21)
Fewest Runs.....	0	9x, last vs. Murray State (5/28/21)
Most Runs.....	6	vs. Southern Mississippi (6/5/21)
Fewest Walks.....	0	14x, last vs. Murray State (5/28/21)
Strikeouts.....	4	3x, last vs. Eastern Kentucky (5/8/21)



26



// Pitcher
// Sophomore
// 6-4 // 190 // R/R
// Tinley Park, Ill.
// Tinley Park H.S.

Collin WILMA

2021: Garnered Ohio Valley Conference All-Freshman Team accolades...Was limited to seven appearances and four starts due to injury...Went 2-0 with a 2.93 ERA and one combined shutout...Recorded 21

strikeouts in 27.2 innings of work...Allowed 22 hits, 10 runs and eight walks...Held opponents to a .220 batting average...Picked up his first win of the season after striking out three in 5.1 innings vs. Jacksonville

State (4/3)...Threw four scoreless innings and allowed only one hit with five strikeouts out of the bullpen vs. Austin Peay (3/20)...Longest start of the season was 6.2 innings in a win over Tennessee Tech (4/17)...Posted a season-high six strikeouts in 4.2 innings of a no-decision at Murray State (4/10).

2020 (Shortened due to

COVID-19): Appeared in four games and made three starts...Posted a 1-0 record with 19 strikeouts in 18.1 innings...Allowed five walks...Earned his first career win when he struck out five in 7.1 innings vs. Ohio (2/29)...Recorded a season-high six strikeouts 5.1 innings during his first career start vs. Northern Illinois

(2/22)...Also worked 2.2 innings of relief at UL Monroe (2/15) and three innings in his first career OVC start at UT Martin (3/8).

Prep: Garnered All-State accolades as a senior at Tinley Park High School...Three-year starter who pitched and played third base...Notched 100 strikeouts and finished with a 2.00 ERA his senior year...Also hit .450 with five home runs and 48 RBI...Earned All-Conference honors each of his final three seasons as a prep...Four-time All-Conference pick in golf.

Personal: Born January 14, 2001...Majoring in Biology...Son of Mark and Lindsay Wilma.

// Career-Highs

Innings Pitched.....	7.1	vs. Ohio (2/29/20)
Fewest Hits.....	1	3x, last at Belmont (5/1/21)
Most Hits.....	9	at UT Martin (3/8/20)
Fewest Runs.....	0	2x, last at Belmont (5/1/21)
Most Runs.....	7	at UT Martin (3/8/20)
Fewest Walks.....	0	3x, last at Eastern Illinois (3/27/21)
Strikeouts.....	6	2x, last at Murray State (4/10/21)



Collin Wilma's Career Statistics at Southeast Missouri

Year	ERA	W-L	APP	GS	CG	SHO	SV	IP	H	R	ER	BB	SO	2B	3B	HR	AB	B/Avg.	WP	HBP	BK	SEA	SHA
2020	7.36	1-0	4	3	0	0	0	18.1	23	15	15	5	19	6	0	3	82	.307	1	1	0	0	1
2021	2.93	2-0	7	4	0	0	0	27.2	22	10	9	8	21	3	0	3	114	.220	3	5	0	1	0
Total	4.70	3-0	11	7	0	0	0	46.0	45	25	24	13	40	9	0	6	196	.257	4	6	0	1	1

Collin Wilma's Career Statistics in Ohio Valley Conference Games

Year	ERA	W-L	APP	GS	CG	SHO	SV	IP	H	R	ER	BB	SO	2B	3B	HR	AB	B/Avg.	WP	HBP	BK	SEA	SHA
2020	21.00	0-0	1	1	0	0	0	3.0	9	7	7	0	4	2	0	2	18	.500	0	0	0	0	0
2021	2.70	2-0	6	4	0	0	0	26.2	21	9	8	7	20	3	0	3	109	.216	3	5	0	0	0
Total	4.55	2-0	7	5	0	0	0	29.2	30	16	15	7	24	5	0	5	127	.261	3	5	0	0	0



2022 SOUTHEAST MISSOURI BASEBALL GUIDE

NEWCOMERS



36



- // Pitcher
- // Freshman
- // 6-7 // 195 // R/R
- // Mt. Vernon, Ill.
- // Mt. Vernon H.S.
- // Rend Lake College

Weston BROCKHOUSE

Rend Lake College: Spent the last two years at Rend Lake College... Did not see game action in 2021... Appeared in three games, going 1-1 with 11 strikeouts in 8.2 innings during the 2020 campaign...Had a season-high six strikeouts at Kaskaskia College and five strikeouts vs. Southeastern Community College that year.

Prep: Accumulated 17 wins, a 1.82 ERA and 146 strikeouts in 169 innings during his prep career at Mt. Vernon High School...Appeared in 42 games and made 17 starts in

his three varsity seasons...Went 7-2 with a 0.88 ERA in 13 games and one start as a senior...Registered 68 strikeouts in 63.2 innings that season...Garnered South Seven Conference Pitcher of the Year honors as a junior.

Personal: Born June 20, 2001... Majoring in Physical Education...Son of Tim and Tranae Brockhouse...His brother, Walker, played baseball at Rend Lake College and Memphis before signing as a free agent with the Houston Astros.



34



- // Pitcher
- // Freshman
- // 6-4 // 200 // L/L
- // St. Louis, Mo.
- // Christian Brothers College H.S.

Alex ESKER

Prep: Left-handed pitcher who graduated from Christian Brothers College High School in St. Louis... As a senior, he put together a 6-1 record with a 2.31 ERA in 13 appearances and nine starts...Tied for first on the team in wins...Had 51 strikeouts in 42.3 innings and boasted a .857 winning percentage on the mound...Prep Baseball Report (PBR) ranked him as the No.

3 left-handed pitcher in the state of Missouri...First-Team All-Metro Catholic Conference selection as a senior...Participated in the 2019 PBR Future Games...Was a member of the varsity baseball program since his sophomore season.

Personal: Born December 11, 2002... Majoring in Agribusiness...Son of Phillip Esker.



17



- // Outfield
- // Junior
- // 6-4 // 195 // R/L
- // Pflugerville, Texas
- // Hendrickson H.S.
- // Butler County CC

Josh CAMERON

Butler CC: First-Team National Junior College Athletic Association (NJCAA) All-American at Butler Community College...Finished his career as one of the best junior college power hitters in the country and one of the best in Butler's program history...Hit .412 and ranked second in the NJCAA with 25 home runs in 52 games in 2021...Ended the year with 73 RBI and 63 runs scored to go along with an on-base percentage of .518 and slugging

percentage of .925, good for third nationally...Added 14 doubles, two triples and had 166 total bases leading the Kansas Jayhawk Community College Conference (KJCCC) in all those categories...Was designated hitter much of the season, but also played a handful of games in the outfield...Also earned First-Team All-KJCCC and All-Region VI accolades...Was a finalist for the Greater Wichita Area Athlete of the Year Award.



2022 SOUTHEAST MISSOURI BASEBALL GUIDE

NEWCOMERS



16



// Catcher
// Junior
// 6-1 // 205 // R/R
// Burkburnett, Texas
// Burkburnett H.S.
// Seward County CC

Wyatt GRANT

Seward County CC: Named honorable mention All-American and was the Kansas Jayhawk Community College Conference's Most Valuable Player in the Jayhawk West in 2021...Earned First-Team All-Conference accolades...Hit third in the lineup as the Saints' catcher...Played three seasons at Seward County CC...Finished his junior college career hitting .372 with 133 hits, 93 runs scored, 26 doubles, a triple, 22 home runs and 108 RBI in 101 games...In 2021, he hit .392 with 64 runs, 78 hits, 10 doubles, 18 home runs and 66 RBI...Also drew 24

walks and boasted a slugging percentage of .714...Hit .333 in 2019 and .359 in 2020...Named to the Athletic Director Honor Roll.

Prep: Earned three letters playing baseball at Burkburnett High School...Played catcher and first base.

Personal: Born June 23, 2000...Majoring in Mathematics...Son of James Grant and Dianna Norris...Has one sister, Kelsey...His cousin, Quay Grant, played baseball at Seward County CC before transferring to New Mexico.



6



// Infield
// Freshman
// 5-10 // 170 // R/R
// Sparkman, Ala.
// Sparkman H.S.

Jakob LEWIS

Prep: Second-Team Alabama Sports Writers Association Class 7A All-State selection as a utility player at Sparkman High School...Has good speed and can hit for power...Played travel ball with the Viper Baseball Academy.

Personal: Born March 25, 2003...Majoring in Sport Management...Son of Casey and Tonnesha Lewis.



45



// Pitcher
// Freshman
// 6-5 // 205 // R/R
// Wentzville, Mo.
// Lutheran St. Charles H.S.

Tanner MUELLER

Prep: Attended Lutheran St. Charles High School, where he was rated #33 overall and the #10 right-handed pitcher in Missouri by Prep Baseball Report (PBR)...Participated in the 2019 PBR Future Games and Midwest ProCase...Appeared in six games and made five starts, and struck out 34 in 27 innings as a senior...Had a 4-1

record with a 2.12 ERA during his sophomore year...Limited opposing hitters to a .153 batting average and allowed just 17 hits in a little over 29 innings of work.

Personal: Born May 12, 2003...Majoring in Criminal Justice.



39



// Pitcher
// Freshman
// 6-3 // 190 // R/R
// Murphysboro, Ill.
// Murphysboro H.S.

Corbin GUTHMAN

Prep: Played baseball and basketball at Murphysboro High School...Most Valuable Player on the basketball team as a senior...All-Southern Illinois River-to-River Ohio Conference honoree in baseball.

Personal: Born February 20, 2001...Son of Grant and Annette Guthman.



2022 SOUTHEAST MISSOURI BASEBALL GUIDE

NEWCOMERS



25



// Pitcher
// Freshman
// 6-1 // 180 // L/L
// Ashland, Mo.
// Southern Boone H.S.

Ethan OSBORNE

Prep: Went to Southern Boone High School...Ranked as the #7 left-handed pitcher in the state by Prep Baseball Report (PBR)...All-District and All-Conference performer in multiple seasons...Was named Class 4 All-State as a sophomore...Went 11-3 with 94 strikeouts and a 1.22 ERA in 103 innings

between his sophomore and junior campaigns...Was a member of the 2019 Missouri Junior Sunbelt Team, where he tossed a complete game shutout for a tournament win.

Personal: Born April 2, 2003...Majoring in Computer Science...Son of David and Leigh Osborne.



19



// Outfield
// Junior
// 6-1 // 210 // L/R
// Lee's Summit, Mo.
// Lee's Summit H.S.
// Iowa Western CC

Spencer PARKER

Iowa Western: Spent three seasons at Iowa Western...Hit .367 with 24 runs scored, five doubles, two triples and 19 RBI in 43 games during his junior college career...Hit .462 in seven games during the 2021 season...Played a career-high 26 games and hit .344 during the 2019 campaign...Was teammates with

fellow SEMO signee Ben Palmer.

Prep: Born June 2, 2000...Attended Lee's Summit High School. Personal: Majoring in Marketing Management...Son of Spencer and Mendy Parker.



11



// Infield
// Sophomore
// 6-3 // 180 // R/R
// Fridley, Minn.
// Totino-Grace H.S.
// Iowa Western CC

Ben PALMER

Iowa Western: 2021 National Junior College Athletic Association (NJCAA) Division I Baseball ABCA/Rawling Gold Glove winner...Played two seasons with the Reivers...Hit .348 with 30 runs scored, 13 doubles, three triples, one home run, 16 walks and 45 RBI in 49 games during the 2021 campaign...Saw action in six games and had two hits in 2020.

Prep: Attended Totino-Grace High School in Fridley, Minnesota...Played for the Minnesota Icemen travel team.

Personal: Born September 6, 2000...Majoring in Sport Management...Son of Lisa Simon.



20



// Pitcher
// Senior
// 6-7 // 225 // R/R
// Jefferson City, Mo.
// Blair Oaks H.S.
// Tennessee

Jason RACKERS

Tennessee: Made seven appearances and started three games during the 2021 season...Went 1-1 with a 2.53 ERA and 10 strikeouts in 10.2 innings...Threw 1.1 scoreless innings of relief against top-ranked Arkansas in the SEC Championship game (5/30)...Threw one shutout inning of relief in a midweek win over Belmont (5/18)...Posted a career-high four strikeouts and allowed one unearned run on one hit in 3.1 innings in a start vs. Tennessee Tech (4/20)...Returned from injury to pitch one scoreless inning out of the bullpen in a win vs. Eastern Kentucky (4/6)...Made his Tennessee starting debut against Arkansas-Pine Bluff (2/23), where

he allowed one run on two hits and struck out two in two innings.

Jefferson College: Helped lead Jefferson College to 101 wins in two seasons...Earned All-Conference honors in 2018 and 2019...Two-time NJCAA All-Region selection...Named a Region 16 All-Defensive Team pitcher in 2018...Was named Region 16 Pitcher of the Week twice in 2019...Put together an 8-3 record with two complete games over 13 starts during the 2019 campaign...Struck out 82 with just 22 walks in 65.2 innings while posting a 3.97 ERA that year...Helped the Vikings reach the NJCAA Division I College World Series as a freshman in 2018



2022 SOUTHEAST MISSOURI BASEBALL GUIDE

NEWCOMERS



after going 11-1 and tossing four complete games...Registered 103 strikeouts and walked only 23 in 82 innings to go along with a 2.63 ERA his 2018 season.

Prep: Standout at Blair Oaks High School...Rated as the 26th prospect in the state of Missouri coming out of high school...Two-sport athlete who played baseball and basketball all four years...Named to Missouri's All-State Team as a junior in 2016...Landed a spot on the All-Conference and All-District teams in baseball as a senior...Selected to play in the Missouri High School Baseball Coaches Association Se-

nior All-Star Series...Was a member of Team Missouri in the 2016 Midwest Classic Baseball Tournament and Junior Sunbelt Classic...Named the Conference Most Outstanding Player in basketball in 2016-17...Two-time All-Conference and All-District performer in basketball...Named to multiple All-Tournament teams during the 2016-17 season.

Personal: Born February 4, 1999...Majoring in General Studies...Son of Mike and Janelle Rackers...Has one brother, Jeremy, and one sister, Amanda...Was the recipient of the East Tennessee Nissan Athletic Scholarship Endowment.



2



// Infield
// Freshman
// 6-1 // 185 // R/R
// Downers Grove, Ill.
// Downers Grove South H.S.

Cole WAREHIME

Prep: Spent his prep career at Downers Grove South High School...West Suburban (Gold) All-Conference honoree in 2021...Played third base and outfield for the Illinois Longshots travel baseball team.

Personal: Born June 11, 2003...Majoring in Business Administration...Son of Brad and Keri Warehime.



21



// Outfield
// Junior
// 6-1 // 205 // R/R
// Dyersville, Iowa
// Beckman H.S.
// Kirkwood CC

Joel VASKE

Kirkwood CC: Third-team National Junior College Athletic Association (NJCAA) All-American at Iowa's Kirkwood Community College...Helped lead Kirkwood to the 2021 NJCAA Division II College World Series...In three seasons with the Eagles, he hit .358 with 107 runs scored, 21 doubles, four triples, 23 home runs, 122 RBI, 29 stolen bases and 74 walks in 115 games...Boasted a .372 batting average with 69 runs, 83 hits, 16 doubles, two triples, 15 home runs and 81 RBI in his 2021 campaign...Also walked 64 times and stole 23 bases that year...First-Team All-Region XI selection...Ranked second on the team in batting average, hits, doubles, home runs, walks and RBI his final junior college season...Hit .516 with four home runs, 19 RBI, 14 runs

scored and three stolen bases in the first 10 games of his sophomore season that ended early due to the COVID-19 pandemic.

Prep: All-State pick at Beckman High School...Won a Class 2A state title with the Trailblazers in 2017...Hit .437 with 50 runs scored, eight doubles, five triples, five home runs and 43 RBI in 40 starts as a senior...Boasted a .434 batting average with 56 hits, 48 runs, 11 doubles, six triples, eight home runs, 49 RBI and a .798 slugging percentage in 43 games as a junior...Hit .300 with 39 runs, six doubles, five triples, one home run and 14 RBI in 42 games during his sophomore season.

Personal: Born December 15, 1999. Majoring in Exercise Management...Son of Brian and Pamela Vaske.



30



// Utility Player
// Junior
// 6-3 // 212 // R/R
// Orland Park, Ill.
// Carl Sandburg H.S.
// South Suburban College

Tommy WINDT

South Suburban College: Earned Second-Team National Junior College Athletic Association (NJCAA) Division I All-America accolades as a designated hitter at South Suburban Community College...Was the Bulldogs' top hitter in 2021...Hit .401 with 64 runs scored, 79 hits, 17 doubles, four triples, 11 home runs and 68 RBI in 58 games...Boasted a slugging percentage of .695 and on-base percentage of .490...Walked 35 times and stole six bases...Started 12 games on the mound, where he compiled a team-high eight victories...Finished the season at 8-2 with a 2.80 ERA, two complete games and 68 strikeouts in 74 innings...Averaged 8.2 strikeouts per nine innings...Accumulated 15 hits, 12 runs scored, a double, two home runs and eight RBI in his first year

at South Suburban in 2020...Saw action in 16 games that season...Posted his first career win in three starts on the hill...Recorded eight strikeouts in 10.1 innings of work...Academic All-American.

Prep: Attended Carl Sandburg High School...Played outfield and second base in addition to pitching.

Personal: Born August 3, 2001...Majoring in Biomedical Sciences...Son of Tim and Caryn Windt.

#LETSSOAR

YEAR IN REVIEW





2022 SOUTHEAST MISSOURI BASEBALL GUIDE

2021 OVERALL STATISTICS



Overall: 30-22 **Home:** 13-8 **Away:** 14-12 **Neutral:** 3-2 **OVC:** 17-10

No.	Name	Avg.	GP-GS	AB	R	H	2B	3B	HR	RBI	TB	SLG%	BB	HBP	SO	GDP	OB%	SF	SH	SB-ATT	PO	A	E	FLD%
9	Tyler Wilber	.378	52-52	201	32	76	11	2	6	49	109	.542	22	6	26	10	.446	4	3	4-5	65	148	9	.959
1	Jevon Mason	.350	43-40	160	35	56	14	0	2	22	76	.475	25	4	37	2	.447	1	1	4-8	57	0	6	.905
12	Andrew Keck	.298	52-52	205	36	61	9	1	5	25	87	.424	22	3	34	6	.372	1	0	17-19	179	17	2	.990
10	Lincoln Andrews	.255	45-41	153	15	39	8	0	3	25	56	.366	4	1	34	2	.277	1	2	0-0	141	2	1	.993
14	Danny Sperling	.246	25-18	65	8	16	2	0	1	9	21	.323	8	2	9	2	.347	0	2	1-1	14	9	0	1.000
2	Connor Basler	.241	52-52	166	28	40	7	0	2	27	53	.319	19	5	44	1	.333	2	7	11-14	81	124	10	.953
13	Wade Stauss	.235	47-46	166	32	39	7	0	14	36	88	.530	17	15	69	0	.351	4	0	0-0	341	26	1	.997
22	Austin Blazevic	.231	40-38	147	18	34	5	1	1	15	44	.299	9	3	19	4	.288	1	2	0-0	283	14	2	.993
16	Peyton Leeper	.228	48-48	158	32	36	10	4	0	14	54	.342	27	9	40	1	.367	2	9	6-9	34	87	10	.924
19	Danny Wright	.227	51-48	185	28	42	4	1	3	29	57	.308	21	5	53	2	.318	3	2	11-14	105	3	2	.982
8	Ty Stauss	.176	31-21	74	8	13	3	0	0	5	16	.216	14	1	22	1	.311	1	2	3-3	29	1	1	.968

23	Brett Graber	.368	17-3	19	6	7	2	0	0	0	9	.474	2	0	8	0	.429	0	1	0-1	10	0	0	1.000
4	Braxton Zivic	.143	9-5	14	4	2	0	0	0	1	2	.143	5	0	7	0	.368	0	1	3-3	7	0	0	1.000
5	Noah Jacobsen	.067	13-4	15	1	1	0	0	0	1	1	.067	0	1	8	0	.125	0	0	0-1	4	1	1	.833
Totals		.267	52-52	1728	283	462	82	9	37	258	673	.389	195	55	410	31	.356	20	32	60-78	1366	491	50	.974
Opponents		.277	52-52	1805	302	500	109	10	51	274	782	.433	177	39	448	24	.351	20	22	44-56	1356	530	56	.971

LOB - Team (393), Opp (396). DPs turned - Team (30), Opp (41). CI - Team (0), Opp (1). IBB - Team (3), Keck, A. 1, Stauss, W. 1, Wilber, T. 1, Opp (1). Picked off - Graber, B. 2, Basler, C. 1, Wilber, T. 1, Mason, J. 1, Leeper, P. 1, Stauss, T. 1, Keck, A. 1.

No.	Name	ERA	W-L	APP	GS	CG	SHO/CBO	SV	IP	H	R	ER	BB	SO	2B	3B	HR	AB	B/Avg.	WP	HBP	BK	SFA	SHA
25	Dylan Dodd	3.17	9-2	15	15	0	0/1	0	96.2	85	40	34	17	120	18	1	10	375	.227	9	5	1	1	2
33	Bryce Grossius	6.13	4-3	18	8	0	0/0	0	54.1	68	39	37	14	57	12	1	6	216	.315	10	2	2	4	4
18	Noah Niznik	8.25	2-6	14	11	1	0/0	0	55.2	78	56	51	29	34	17	2	9	230	.339	6	5	0	3	5

17	Jon Sawyers	0.00	0-0	1	0	0	0/0	0	1.0	2	0	0	1	1	0	0	0	5	.400	0	0	0	0	0
21	Josh Hoffman	0.00	0-0	1	0	0	0/0	0	0.1	2	0	0	0	0	1	0	0	3	.667	0	0	0	0	0
26	Collin Wilma	2.93	2-0	7	4	0	0/1	0	27.2	22	10	9	8	21	3	0	3	100	.220	3	5	0	1	0
24	Fischer Rausch	3.38	0-0	13	0	0	0/1	0	16.0	11	6	6	7	26	4	1	1	61	.180	7	3	1	0	0
7	Kyle Miller	3.86	4-2	20	5	1	0/1	5	51.1	54	25	22	15	52	17	3	3	199	.271	5	3	0	6	2
44	Matt Perego	5.68	0-0	12	0	0	0/0	0	12.2	16	8	8	7	10	3	1	1	52	.308	5	1	1	1	0
37	Hunter Ralls	5.82	3-2	19	5	0	0/0	1	38.2	45	28	25	20	34	9	0	3	161	.280	5	5	0	0	1
27	Austin Williams	5.90	2-3	22	1	0	0/1	6	39.2	50	27	26	12	39	9	1	8	169	.296	8	1	0	0	1
34	Brandon McCabe	6.00	0-0	6	0	0	0/0	0	6.0	5	5	4	6	6	1	0	1	21	.238	3	3	1	1	1
32	Connery O'Donnell	6.00	0-0	3	0	0	0/0	0	3.0	2	3	2	5	2	1	0	0	9	.222	1	0	0	1	1
31	Blake Cisneros	6.20	3-2	22	0	0	0/0	2	20.1	14	14	14	13	22	3	0	1	69	.203	3	2	0	1	5
38	Hayden Malenfant	7.43	1-0	11	0	0	0/0	0	13.1	15	14	11	7	12	3	0	3	52	.288	1	1	0	1	0
36	Joey Kossina	7.88	0-1	6	1	0	0/0	0	8.0	12	7	7	3	8	3	0	0	35	.343	2	0	0	0	0
20	Ryan Vogt	11.00	0-1	7	2	0	0/0	0	9.0	12	11	11	8	3	4	0	1	36	.333	4	1	0	0	0
15	Joseph Karall	48.60	0-0	4	0	0	0/0	0	1.2	7	9	9	5	1	1	0	1	12	.583	2	2	0	0	0
Totals		5.46	30-22	52	52	2	2/2	14	455.1	500	302	276	177	448	109	10	51	1805	.277	74	39	6	20	22
Opponents		4.74	22-30	52	52	1	3/3	8	452.0	462	283	238	195	410	82	9	37	1728	.267	45	55	1	20	32

PB - Team (14), Stauss, W. 11, Keck, A. 3, Opp (7). Pickoffs - Team (7), Grossius, B. 3, Niznik, N. 1, Ralls, H. 1, Wilma, C. 1, Dodd, D. 1, Opp (8). SBA/ATT - Stauss, W. (30-35), Keck, A. (14-20), Dodd, D. (7-8), Niznik, N. (5-7), Grossius, B. (5-7), Williams, A. (6-6), Wilma, C. (3-6), Miller, K. (3-5), Malenfant, H. (2-4), Vogt, R. (3-3), Perego, M. (3-3), O'Donnell, C.



2022 SOUTHEAST MISSOURI BASEBALL GUIDE

2021 SCHEDULE/RESULTS



Date	Opponent	W/L	Score	R	H	E/	R	H	E	Innings	Overall	Conference	Pitcher of Record	Attendance	Time
02-19-21	at South Alabama	W	4-2	4	7	0/	2	5	3	9	1-0	0-0	Dodd (W, 1-0)	665	2:55
02-20-21	at South Alabama	L	5-6	5	10	2/	6	6	2	9	1-1	0-0	Cisneros (L, 0-1)	751	3:35
02-21-21	at South Alabama	W	8-6	8	11	0/	6	8	2	(10)	2-1	0-0	Cisneros (W, 1-1)	785	3:40
02-25-21	at #2 Arkansas	L	5-6	5	9	0/	6	9	0	(10)	2-2	0-0	Miller (L, 0-1)	4218	3:22
02-26-21	at #2 Arkansas	L	3-7	3	5	0/	7	8	0	9	2-3	0-0	Niznik (L, 0-1)	4218	2:41
02-27-21	at #2 Arkansas	L	3-9	3	6	1/	9	15	1	9	2-4	0-0	Vogt (L, 0-1)	4218	3:15
02-28-21	at #2 Arkansas	L	4-11	4	4	2/	11	12	0	5	2-5	0-0	Williams (L, 0-1)	4218	2:57
03-05-21	ILLINOIS STATE	W	4-3	4	11	1/	3	11	1	(10)	3-5	0-0	Cisneros (W, 2-1)	225	3:28
03-06-21	ILLINOIS STATE	W	5-1	5	6	1/	1	8	1	7	4-5	0-0	Niznik (W, 1-1)	467	1:55
03-06-21	ILLINOIS STATE	L	1-13	1	4	2/	13	16	0	7	4-6	0-0	Kossina (L, 0-1)	622	2:10
03-07-21	ILLINOIS STATE	W	8-1	8	11	0/	1	8	1	9	5-6	0-0	Miller (W, 1-1)	244	2:13
03-12-21	at SIU Edwardsville*	L	2-6	2	5	1/	6	9	0	9	5-7	0-1	Dodd (L, 1-1)	50	2:26
03-13-21	at SIU Edwardsville*	W	6-3	6	7	0/	3	13	0	(10)	6-7	1-1	Ralls (W, 1-0)	-	3:21
03-13-21	at SIU Edwardsville*	W	6-4	6	8	1/	4	11	0	9	7-7	2-1	Miller (W, 2-1)	50	2:24
03-16-21	at Saint Louis	W	8-6	8	7	0/	6	7	2	9	8-7	2-1	Grossius (W, 1-0)	85	3:31
03-19-21	AUSTIN PEAY*	W	6-3	6	5	4/	3	4	1	9	9-7	3-1	Dodd (W, 2-1)	205	2:38
03-20-21	AUSTIN PEAY*	W	6-5	6	10	0/	5	8	0	(11)	10-7	4-1	Cisneros (W, 3-1)	435	3:25
03-20-21	AUSTIN PEAY*	L	11-12	11	12	2/	12	19	7	(12)	10-8	4-2	Williams (L, 0-2)	425	4:35
03-24-21	#22 SOUTHERN ILLINOIS	L	4-21	4	8	1/	21	17	1	9	10-9	4-2	Ralls (L, 1-1)	247	4:02
03-26-21	at Eastern Illinois*	W	3-2	3	9	1/	2	8	1	9	11-9	5-2	Dodd (W, 3-1)	85	2:36
03-27-21	at Eastern Illinois*	L	2-9	2	11	3/	9	8	2	9	11-10	5-3	Miller (L, 2-2)	103	3:00
03-27-21	at Eastern Illinois*	L	4-8	4	11	2/	8	11	1	9	11-11	5-4	Niznik (L, 1-2)	107	2:40
03-30-21	MISSOURI STATE	L	8-9	8	13	0/	9	11	1	(10)	11-12	5-4	Williams (L, 0-3)	115	3:35
04-02-21	JACKSONVILLE STATE*	W	6-5	6	9	0/	5	11	2	9	12-12	6-4	Malenfant (W, 1-0)	205	3:26
04-03-21	JACKSONVILLE STATE*	L	4-8	4	12	1/	8	10	2	9	12-13	6-5	Niznik (L, 1-3)	-	3:00
04-03-21	JACKSONVILLE STATE*	W	8-3	8	9	0/	3	8	1	9	13-13	7-5	Wilma (W, 1-0)	542	3:15
04-09-21	at Murray State*	W	8-3	8	13	0/	3	7	2	9	14-13	8-5	Miller (W, 3-2)	346	3:00
04-09-21	at Murray State*	W	12-8	12	12	0/	8	14	3	9	15-13	9-5	Niznik (W, 2-3)	214	3:00
04-10-21	at Murray State*	L	6-11	6	9	4/	11	11	1	9	15-14	9-6	Grossius (L, 1-1)	208	3:15
04-13-21	at UT Martin	W	8-1	8	12	0/	1	7	1	9	16-14	9-6	Grossius (W, 2-1)	197	3:11
04-16-21	TENNESSEE TECH*	W	7-3	7	8	2/	3	8	0	9	17-14	10-6	Dodd (W, 4-1)	203	2:51
04-17-21	TENNESSEE TECH*	L	1-9	1	6	2/	9	11	0	9	17-15	10-7	Niznik (L, 2-4)	227	3:50
04-17-21	TENNESSEE TECH*	W	7-2	7	11	1/	2	5	1	9	18-15	11-7	Wilma (W, 2-0)	364	2:45
04-28-21	at Austin Peay	W	16-3	16	19	1/	3	6	3	7	19-15	11-7	Grossius (W, 3-1)	117	2:13
04-30-21	at Belmont*	W	12-0	12	13	0/	0	3	2	9	20-15	12-7	Dodd (W, 5-1)	79	2:44
05-01-21	at Belmont*	L	1-4	1	3	0/	4	9	0	9	20-16	12-8	Niznik (L, 2-5)	56	2:53
05-01-21	at Belmont*	W	5-0	5	11	0/	0	6	0	9	21-16	13-8	Williams (W, 1-3)	74	2:45
05-07-21	EASTERN KENTUCKY*	W	6-2	6	6	1/	2	6	1	9	22-16	14-8	Dodd (W, 6-1)	196	2:27
05-07-21	EASTERN KENTUCKY*	L	0-8	0	4	1/	8	13	1	9	22-17	14-9	Cisneros (L, 3-2)	239	2:38
05-08-21	EASTERN KENTUCKY*	W	7-6	7	11	3/	6	9	0	9	23-17	15-9	Ralls (W, 2-1)	282	2:35
05-13-21	at Lipscomb	W	3-2	3	7	1/	2	9	0	9	24-17	15-9	Dodd (W, 7-1)	207	2:29
05-14-21	at Lipscomb	L	0-3	0	3	0/	3	7	0	9	24-18	15-9	Grossius (L, 3-2)	157	2:22
05-15-21	at Lipscomb	W	8-4	8	15	1/	4	7	0	8	25-18	15-9	Ralls (W, 3-1)	197	3:04
05-20-21	UT MARTIN*	W	6-2	6	12	3/	2	6	2	9	26-18	16-9	Dodd (W, 8-1)	284	2:34
05-21-21	UT MARTIN*	W	3-2	3	8	0/	2	9	0	9	27-18	17-9	Grossius (W, 4-2)	632	2:53
05-21-21	UT MARTIN*	L	2-9	2	5	1/	9	11	0	9	27-19	17-10	Niznik (L, 2-6)	540	2:39
05-27-21	vs. Austin Peay %	W	11-8	11	14	2/	8	14	1	9	28-19	17-10	Dodd (W, 9-1)	822	2:55
05-28-21	vs. Murray State %	W	6-5	6	12	0/	5	14	2	9	29-19	17-10	Williams (W, 2-3)	-	3:01
05-29-21	vs. Murray State %	L	1-10	1	7	0/	10	10	2	9	29-20	17-10	Ralls (L, 3-2)	422	3:11
05-30-21	vs. Murray State %	W	10-1	10	11	1/	1	2	1	9	30-20	17-10	Miller (W, 4-2)	538	2:25
06-04-21	at #12 Ole Miss #	L	3-6	3	6	0/	6	11	1	9	30-21	17-10	Dodd (L, 9-2)	10736	3:09
06-05-21	vs. Southern Miss #	L	0-21	0	4	1/	21	24	0	9	30-22	17-10	Grossius (L, 4-3)	10225	3:05

Home Games in **BOLD CAPS**; * - Denotes Ohio Valley Conference Game; % - OVC Tournament (Jackson, Tenn.); # - NCAA Regional (Oxford, Miss.); O extra inning game



2022 SOUTHEAST MISSOURI BASEBALL GUIDE

2021 OVC STATISTICS



OVC: 17-10 Home: 10-5 Away: 7-5

No.	Name	Avg.	GP-GS	AB	R	H	2B	3B	HR	RBI	TB	SLG%	BB	HBP	SO	GDP	OB%	SF	SH	SB-ATT	PO	A	E	FLD%
1	Jevon Mason	.379	25-23	95	19	36	7	0	0	10	43	.453	13	2	22	2	.459	1	1	2-3	35	0	4	.897
9	Tyler Wilber	.374	27-27	107	19	40	9	1	4	25	63	.589	11	1	12	5	.426	3	1	1-2	33	81	5	.958
12	Andrew Keck	.337	27-27	104	21	35	6	1	1	13	46	.442	14	1	14	2	.417	1	0	11-12	92	8	0	1.000
13	Wade Stauss	.255	26-26	94	17	24	4	0	7	21	49	.521	7	9	36	0	.354	3	0	0-0	191	14	1	.995
10	Lincoln Andrews	.250	20-17	64	6	16	3	0	1	8	22	.344	2	1	15	1	.279	1	2	0-0	82	0	0	1.000
22	Austin Blazeovic	.241	22-21	83	7	20	3	0	0	12	23	.277	4	1	9	3	.281	1	0	0-0	140	4	2	.986
2	Connor Basler	.202	27-27	84	16	17	3	0	1	14	23	.274	12	4	23	1	.324	2	2	3-5	51	67	8	.937
16	Peyton Leeper	.200	26-26	90	14	18	6	1	0	8	26	.289	8	6	23	1	.305	1	7	2-5	19	60	6	.929
19	Danny Wright	.182	27-26	99	15	18	1	0	3	18	28	.283	11	3	29	1	.278	2	2	3-5	59	2	2	.968

23	Brett Graber	.625	9-2	8	4	5	2	0	0	0	7	.875	2	0	2	0	.700	0	1	0-1	4	0	0	1.000
14	Danny Sperling	.207	12-9	29	2	6	1	0	0	2	7	.241	4	1	4	1	.324	0	0	0-0	7	1	0	1.000
8	Ty Stauss	.125	15-8	32	3	4	1	0	0	1	5	.156	7	0	9	0	.282	0	1	1-1	9	1	1	.909
5	Noah Jacobsen	.125	7-2	8	1	1	0	0	0	0	1	.125	0	1	4	0	.222	0	0	0-1	3	1	1	.800
4	Braxton Zivic	.000	4-2	4	3	0	0	0	0	1	0	.000	4	0	3	0	.500	0	1	2-2	1	0	0	1.000
Totals		.266	27-27	901	147	240	46	3	17	133	343	.381	99	30	205	17	.353	15	18	25-37	732	272	33	.968
Opponents		.262	27-27	945	137	248	58	5	20	126	376	.398	88	20	233	13	.335	11	10	19-28	718	280	30	.971

LOB - Team (198), Opp (205). DPs turned - Team (17), Opp (22). IBB - Team (2), Wilber, T. 1, Keck, A. 1. Picked off - Keck, A. 1, Graber, B. 1, Mason, J. 1.

No.	Name	ERA	W-L	APP	GS	CG	SHO/CBO	SV	IP	H	R	ER	BB	SO	2B	3B	HR	AB	B/Avg.	WP	HBP	BK	SFA	SHA
25	Dylan Dodd	2.64	6-1	9	9	0	0/1	0	58.0	48	21	17	10	68	12	1	4	221	.217	7	3	0	1	1
18	Noah Niznik	9.96	1-5	9	8	0	0/0	0	34.1	54	41	38	22	19	13	1	4	142	.380	2	3	0	3	5

44	Matt Perego	0.00	0-0	7	0	0	0/0	0	7.1	6	0	0	4	7	0	0	0	26	.231	3	0	1	1	0
36	Joey Kossina	0.00	0-0	1	0	0	0/0	0	1.1	1	0	0	0	2	1	0	0	5	.200	1	0	0	0	0
33	Bryce Grossius	1.89	1-1	6	2	0	0/0	0	19.0	17	5	4	2	25	3	0	1	70	.243	3	0	0	1	1
26	Collin Wilma	2.70	2-0	6	4	0	0/1	0	26.2	21	9	8	7	20	3	0	3	97	.216	3	5	0	0	0
27	Austin Williams	3.28	1-1	12	0	0	0/1	4	24.2	24	9	9	9	25	5	1	2	99	.242	6	1	0	0	0
24	Fischer Rausch	3.68	0-0	6	0	0	0/1	0	7.1	6	3	3	2	10	2	1	0	28	.214	1	1	1	0	0
7	Kyle Miller	4.05	2-1	11	3	0	0/1	4	26.2	28	15	12	9	28	12	1	1	104	.269	3	2	0	3	1
37	Hunter Ralls	4.86	2-0	7	1	0	0/0	0	16.2	20	9	9	9	13	3	0	1	68	.294	4	1	0	0	1
38	Hayden Malenfant	7.56	1-0	7	0	0	0/0	0	8.1	12	9	7	3	4	2	0	2	34	.353	1	1	0	1	0
20	Ryan Vogt	9.00	0-0	2	0	0	0/0	0	2.0	2	2	2	1	0	1	0	0	8	.250	0	0	0	0	0
34	Brandon McCabe	9.82	0-0	4	0	0	0/0	0	3.2	3	5	4	3	3	0	0	1	12	.250	2	3	1	1	1
31	Blake Cisneros	10.12	1-1	11	0	0	0/0	1	8.0	6	9	9	7	9	1	0	1	31	.194	1	0	0	0	0
Totals		4.50	17-10	27	27	0	2/2	9	244.0	248	137	122	88	233	58	5	20	945	.262	37	20	3	11	10
Opponents		4.44	10-17	27	27	0	1/1	5	239.1	240	147	118	99	205	46	3	17	901	.266	22	30	0	15	18

PB - Team (8), Stauss, W. 6, Keck, A. 2, Opp (4). Pickoffs - Team (5), Niznik, N. 1, Dodd, D. 1, Ralls, H. 1, Grossius, B. 1, Wilma, C. 1, Opp (3). SBA/ATT - Stauss, W. (13-16), Keck, A. (6-11), Wilma, C. (3-6), Niznik, N. (4-5), Miller, K. (2-4), Dodd, D. (3-4), Williams, A. (3-3), Grossius, B. (1-2), Malenfant, H. (0-1), Ralls, H. (1-1), McCabe, B. (1-1), Perego, M. (1-1).



2022 SOUTHEAST MISSOURI BASEBALL GUIDE

2021 HITTING STATISTICS



Southeast Missouri Hitting Statistics (Home Games)

Home: 13-8 OVC: 10-5

No.	Name	Avg.	GP-GS	AB	R	H	2B	3B	HR	RBI	TB	SLG%	BB	HBP	SO	GDP	OB%	SF	SH	SB-ATT	PO	A	E	FLD%
9	Tyler Wilber	.417	21-21	84	10	35	8	1	1	22	48	.571	6	2	8	4	.453	3	0	1-1	29	71	5	.952
1	Jevon Mason	.388	18-17	67	14	26	6	0	0	10	32	.478	12	3	14	1	.494	1	1	2-5	27	0	3	.900
12	Andrew Keck	.305	21-21	82	12	25	4	1	0	7	31	.378	10	1	12	0	.383	1	0	5-6	68	7	0	1.000
19	Danny Wright	.257	20-17	70	14	18	1	1	2	6	27	.386	6	1	19	1	.325	0	1	2-2	33	2	1	.972
2	Connor Basler	.227	21-21	66	11	15	1	0	2	15	22	.333	6	4	16	1	.325	1	1	2-3	41	58	5	.952
22	Austin Blazeovic	.210	16-16	62	8	13	2	0	0	2	15	.242	6	0	7	4	.279	0	1	0-0	123	4	2	.984
13	Wade Stauss	.206	19-19	63	10	13	1	0	7	23	35	.556	12	5	28	0	.361	3	0	0-0	137	9	1	.993
16	Peyton Leeper	.162	20-20	68	14	11	5	3	0	7	22	.324	12	3	18	1	.310	1	3	1-3	14	47	5	.924

23	Brett Graber	.500	9-1	6	4	3	0	0	0	0	3	.500	1	0	3	0	.571	0	1	0-0	5	0	0	1.000
10	Lincoln Andrews	.229	17-15	48	4	11	2	0	2	6	19	.396	3	1	11	1	.283	1	2	0-0	70	0	0	1.000
14	Danny Sperling	.217	9-7	23	2	5	0	0	0	3	5	.217	4	1	5	0	.357	0	0	0-0	8	3	0	1.000
8	Ty Stauss	.182	14-10	33	4	6	2	0	0	0	8	.242	9	0	11	0	.357	0	1	1-1	12	1	1	.929
4	Braxton Zivic	.000	5-3	6	3	0	0	0	0	1	0	.000	5	0	5	0	.455	0	1	2-2	2	0	0	1.000
5	Noah Jacobsen	.000	4-1	4	0	0	0	0	0	0	0	.000	0	0	2	0	.000	0	0	0-0	1	1	1	.667
Totals		.265	21-21	682	110	181	32	6	14	102	267	.391	92	21	159	13	.365	11	12	16-23	576	228	26	.969
Opponents		.274	21-21	762	127	209	45	3	21	116	323	.424	70	15	170	11	.345	4	10	15-23	540	203	23	.970

LOB - Team (169), Opp (159). DPs turned - Team (12), Opp (13). IBB - Team (3), Wilber, T. 1, Keck, A. 1, Stauss, W. 1, Opp (1). Picked off - Wilber, T. 1, Graber, B. 1, Basler, C. 1, Leeper, P. 1.

Southeast Missouri Hitting Statistics (Away Games)

Away: 14-12 OVC: 7-5

No.	Name	Avg.	GP-GS	AB	R	H	2B	3B	HR	RBI	TB	SLG%	BB	HBP	SO	GDP	OB%	SF	SH	SB-ATT	PO	A	E	FLD%
9	Tyler Wilber	.370	26-26	100	20	37	3	1	5	23	57	.570	13	3	17	4	.453	1	2	3-4	26	63	3	.967
12	Andrew Keck	.320	26-26	103	20	33	4	0	5	16	52	.505	11	0	17	4	.386	0	0	11-12	97	9	2	.981
10	Lincoln Andrews	.306	23-21	85	9	26	6	0	0	14	32	.376	1	0	21	0	.314	0	0	0-0	37	1	0	1.000
1	Jevon Mason	.301	20-18	73	17	22	5	0	1	7	30	.411	9	1	18	1	.386	0	0	2-3	22	0	1	.957
22	Austin Blazeovic	.253	23-22	83	10	21	3	1	1	13	29	.349	3	3	12	0	.300	1	1	0-0	160	9	0	1.000
16	Peyton Leeper	.250	23-23	76	15	19	3	1	0	6	24	.316	11	5	18	0	.380	0	6	3-4	13	35	5	.906
2	Connor Basler	.244	26-26	82	14	20	5	0	0	11	25	.305	11	1	24	0	.337	1	6	7-9	30	53	5	.943
13	Wade Stauss	.230	23-22	87	16	20	4	0	4	8	36	.414	4	8	35	0	.320	1	0	0-0	163	16	0	1.000
19	Danny Wright	.161	26-26	93	12	15	0	0	1	22	18	.194	14	4	26	0	.289	3	1	9-12	64	1	1	.985

23	Brett Graber	.308	8-2	13	2	4	2	0	0	0	6	.462	1	0	5	0	.357	0	0	0-1	5	0	0	1.000
4	Braxton Zivic	.250	4-2	8	1	2	0	0	0	0	2	.250	0	0	2	0	.250	0	0	1-1	5	0	0	1.000
14	Danny Sperling	.240	11-6	25	4	6	1	0	0	2	7	.280	3	1	2	2	.345	0	0	1-1	6	6	0	1.000
8	Ty Stauss	.175	16-11	40	4	7	1	0	0	5	8	.200	5	1	11	1	.277	1	1	2-2	16	0	0	1.000
5	Noah Jacobsen	.091	9-3	11	1	1	0	0	0	1	1	.091	0	1	6	0	.167	0	0	0-1	3	0	0	1.000
Totals		.265	26-26	879	145	233	37	3	17	128	327	.372	86	28	214	12	.347	8	17	39-50	655	225	20	.978
Opponents		.268	26-26	846	130	227	53	4	20	117	348	.411	90	21	233	10	.348	15	11	24-28	690	285	27	.973

LOB - Team (183), Opp (198). DPs turned - Team (15), Opp (22). Picked off - Mason, J. 1, Graber, B. 1, Stauss, T. 1, Keck, A.



2022 SOUTHEAST MISSOURI BASEBALL GUIDE

2021 HITTING STATISTICS



Southeast Missouri Hitting Statistics (Neutral Games)

Neutral: 3-2

No.	Name	Avg.	GP-GS	AB	R	H	2B	3B	HR	RBI	TB	SLG%	BB	HBP	SO	GDP	OB%	SF	SH	SB-ATT	PO	A	E	FLD%
16	Peyton Leeper	.429	5-5	14	3	6	2	0	0	1	8	.571	4	1	4	0	.550	1	0	2-2	7	5	0	1.000
19	Danny Wright	.409	5-5	22	2	9	3	0	0	1	12	.545	1	0	8	1	.435	0	0	0-0	8	0	0	1.000
1	Jevon Mason	.400	5-5	20	4	8	3	0	1	5	14	.700	4	0	5	0	.500	0	0	0-0	8	0	2	.800
13	Wade Stauss	.375	5-5	16	6	6	2	0	3	5	17	1.063	1	2	6	0	.474	0	0	0-0	41	1	0	1.000
14	Danny Sperling	.294	5-5	17	2	5	1	0	1	4	9	.529	1	0	2	0	.333	0	2	0-0	0	0	0	.000
2	Connor Basler	.278	5-5	18	3	5	1	0	0	1	6	.333	2	0	4	0	.350	0	0	2-2	10	13	0	1.000
9	Tyler Wilber	.235	5-5	17	2	4	0	0	0	4	4	.235	3	1	1	2	.381	0	1	0-0	10	14	1	.960
12	Andrew Keck	.150	5-5	20	4	3	1	0	0	2	4	.200	1	2	5	2	.261	0	0	1-1	14	1	0	1.000
10	Lincoln Andrews	.100	5-5	20	2	2	0	0	1	5	5	.250	0	0	2	1	.100	0	0	0-0	34	1	1	.972
22	Austin Blazeovic	.000	1-0	2	0	0	0	0	0	0	0	.000	0	0	0	0	.000	0	0	0-0	0	1	0	1.000
8	Ty Stauss	.000	1-0	1	0	0	0	0	0	0	0	.000	0	0	0	0	.000	0	0	0-0	1	0	0	1.000
Totals		.287	5-5	167	28	48	13	0	6	28	79	.473	17	6	37	6	.372	1	3	5-5	135	38	4	.977
Opponents		.325	5-5	197	45	64	11	3	10	41	111	.563	17	3	45	3	.385	1	1	5-5	126	42	6	.966

LOB - Team (41), Opp (39). DPs turned - Team (3), Opp (6). CI - Team (0), Opp (1).

Southeast Missouri Hitting Statistics (Non-Conference Games)

Overall: 13-12 **Home:** 3-3 **Away:** 7-7 **Neutral:** 3-2

No.	Name	Avg.	GP-GS	AB	R	H	2B	3B	HR	RBI	TB	SLG%	BB	HBP	SO	GDP	OB%	SF	SH	SB-ATT	PO	A	E	FLD%
9	Tyler Wilber	.383	25-25	94	13	36	2	1	2	24	46	.489	11	5	14	5	.468	1	2	3-3	32	67	4	.961
1	Jevon Mason	.308	18-17	65	16	20	7	0	2	12	33	.508	12	2	15	0	.430	0	0	2-5	22	0	2	.917
2	Connor Basler	.280	25-25	82	12	23	4	0	1	13	30	.366	7	1	21	0	.344	0	5	8-9	30	57	2	.978
19	Danny Wright	.279	24-22	86	13	24	3	1	0	11	29	.337	10	2	24	1	.364	1	0	8-9	46	1	0	1.000
16	Peyton Leeper	.265	22-22	68	18	18	4	3	0	6	28	.412	19	3	17	0	.440	1	2	4-4	15	27	4	.913
10	Lincoln Andrews	.258	25-24	89	9	23	5	0	2	17	34	.382	2	0	19	1	.275	0	0	0-0	59	2	1	.984
12	Andrew Keck	.257	25-25	101	15	26	3	0	4	12	41	.406	8	2	20	4	.324	0	0	6-7	87	9	2	.980
22	Austin Blazeovic	.219	18-17	64	11	14	2	1	1	3	21	.328	5	2	10	1	.296	0	2	0-0	143	10	0	1.000
13	Wade Stauss	.208	21-20	72	15	15	3	0	7	15	39	.542	10	6	33	0	.348	1	0	0-0	150	12	0	1.000

14	Danny Sperling	.278	13-9	36	6	10	1	0	1	7	14	.389	4	1	5	1	.366	0	2	1-1	7	8	0	1.000
8	Ty Stauss	.214	16-13	42	5	9	2	0	0	4	11	.262	7	1	13	1	.333	1	1	2-2	20	0	0	1.000
4	Braxton Zivic	.200	5-3	10	1	2	0	0	0	0	2	.200	1	0	4	0	.273	0	0	1-1	6	0	0	1.000
23	Brett Graber	.182	8-1	11	2	2	0	0	0	0	2	.182	0	0	6	0	.182	0	0	0-0	6	0	0	1.000
5	Noah Jacobsen	.000	6-2	7	0	0	0	0	0	1	0	.000	0	0	4	0	.000	0	0	0-0	1	0	0	1.000
Totals		.268	25-25	827	136	222	36	6	20	125	330	.399	96	25	205	14	.360	5	14	35-41	634	219	17	.980
Opponents		.293	25-25	860	165	252	51	5	31	148	406	.472	89	19	215	11	.368	9	12	25-28	638	250	26	.972

LOB - Team (195), Opp (191). DPs turned - Team (13), Opp (19). CI - Team (0), Opp (1). IBB - Team (1), Stauss, W. 1, Opp (1). Picked off - Basler, C. 1, Wilber, T. 1, Graber, B. 1, Stauss, T. 1, Leeper, P. 1.



2022 SOUTHEAST MISSOURI BASEBALL GUIDE

2021 PITCHING STATISTICS



Southeast Missouri Pitching Statistics (Home Games)

Home: 13-8 OVC: 10-5

No.	Name	ERA	W-L	APP	GS	CG	SHO/CBO	SV	IP	H	R	ER	BB	SO	2B	3B	HR	AB	B/Avg.	WP	HBP	BK	SFA	SHA
25	Dylan Dodd	2.52	4-0	6	6	0	0/0	0	39.1	34	15	11	8	42	7	0	3	154	.221	6	2	0	1	0
33	Bryce Grossius	5.73	1-0	6	3	0	0/0	0	22.0	27	15	14	4	23	5	0	4	88	.307	4	0	1	0	1
18	Noah Niznik	8.53	1-3	6	5	1	0/0	0	25.1	35	26	24	13	12	8	0	3	101	.347	1	2	0	1	4

17	Jon Sawyers	0.00	0-0	1	0	0	0/0	0	1.0	2	0	0	1	1	0	0	0	5	.400	0	0	0	0	0
32	Connery O'Donnell	0.00	0-0	1	0	0	0/0	0	0.1	0	0	0	1	1	0	0	0	1	.000	0	0	0	0	0
21	Josh Hoffman	0.00	0-0	1	0	0	0/0	0	0.1	2	0	0	0	0	1	0	0	3	.667	0	0	0	0	0
26	Collin Wilma	1.69	2-0	3	2	0	0/0	0	16.0	10	3	3	3	10	2	0	0	55	.182	1	2	0	0	0
27	Austin Williams	3.00	0-2	10	0	0	0/0	3	18.0	17	7	6	6	19	1	1	2	73	.233	5	0	0	0	0
7	Kyle Miller	3.50	1-0	8	2	0	0/0	3	18.0	20	8	7	5	18	8	1	2	71	.282	2	1	0	0	1
37	Hunter Ralls	4.35	1-1	8	2	0	0/0	1	20.2	21	10	10	9	17	2	0	1	82	.256	3	2	0	0	1
24	Fischer Rausch	4.91	0-0	4	0	0	0/0	0	3.2	4	2	2	1	7	2	1	0	16	.250	3	1	0	0	0
44	Matt Perego	5.14	0-0	7	0	0	0/0	0	7.0	6	4	4	3	7	0	0	1	26	.231	1	1	1	1	0
31	Blake Cisneros	9.00	2-1	8	0	0	0/0	0	7.0	5	7	7	5	6	2	0	1	24	.208	1	0	0	1	2
20	Ryan Vogt	9.00	0-0	3	0	0	0/0	0	3.0	3	3	3	2	0	2	0	0	12	.250	1	0	0	0	0
34	Brandon McCabe	11.57	0-0	2	0	0	0/0	0	2.1	1	3	3	1	1	0	0	0	6	.167	0	3	1	0	1
38	Hayden Malenfant	15.19	1-0	5	0	0	0/0	0	5.1	10	11	9	3	4	2	0	3	26	.385	0	0	0	0	0
36	Joey Kossina	15.43	0-1	2	1	0	0/0	0	2.1	7	4	4	0	2	2	0	0	13	.538	0	0	0	0	0
15	Joseph Karall	99.00	0-0	2	0	0	0/0	0	0.1	5	9	9	5	0	1	0	1	6	.833	1	1	0	0	0
Totals		5.44	13-8	21	21	1	0/0	7	192.0	209	127	116	70	170	45	3	21	762	.274	29	15	3	4	10
Opponents		4.50	8-13	21	21	1	1/1	1	180.0	181	110	90	92	159	32	6	14	682	.265	19	21	0	11	12

PB - Team (4), Stauss, W. 3, Keck, A. 1, Opp (1). Pickoffs - Team (3), Grossius, B. 2, Niznik, N. 1, Opp (4). SBA/ATT - Stauss, W. (9-12), Keck, A. (6-10), Wilma, C. (2-4), Miller, K. (2-4), Dodd, D. (3-4), Malenfant, H. (1-2), Williams, A. (2-2), Perego, M. (2-2), Niznik, N. (1-2), Grossius, B. (1-2), Ralls, H. (1-1).

Southeast Missouri Pitching Statistics (Away Games)

Away: 14-12 OVC: 7-5

No.	Name	ERA	W-L	APP	GS	CG	SHO/CBO	SV	IP	H	R	ER	BB	SO	2B	3B	HR	AB	B/Avg.	WP	HBP	BK	SFA	SHA
25	Dylan Dodd	2.52	4-0	6	6	0	0/0	0	39.1	34	15	11	8	42	7	0	3	154	.221	6	2	0	1	0
33	Bryce Grossius	5.73	1-0	6	3	0	0/0	0	22.0	27	15	14	4	23	5	0	4	88	.307	4	0	1	0	1
18	Noah Niznik	8.53	1-3	6	5	1	0/0	0	25.1	35	26	24	13	12	8	0	3	101	.347	1	2	0	1	4

17	Jon Sawyers	0.00	0-0	1	0	0	0/0	0	1.0	2	0	0	1	1	0	0	0	5	.400	0	0	0	0	0
32	Connery O'Donnell	0.00	0-0	1	0	0	0/0	0	0.1	0	0	0	1	1	0	0	0	1	.000	0	0	0	0	0
21	Josh Hoffman	0.00	0-0	1	0	0	0/0	0	0.1	2	0	0	0	0	1	0	0	3	.667	0	0	0	0	0
26	Collin Wilma	1.69	2-0	3	2	0	0/0	0	16.0	10	3	3	3	10	2	0	0	55	.182	1	2	0	0	0
27	Austin Williams	3.00	0-2	10	0	0	0/0	3	18.0	17	7	6	6	19	1	1	2	73	.233	5	0	0	0	0
7	Kyle Miller	3.50	1-0	8	2	0	0/0	3	18.0	20	8	7	5	18	8	1	2	71	.282	2	1	0	0	1
37	Hunter Ralls	4.35	1-1	8	2	0	0/0	1	20.2	21	10	10	9	17	2	0	1	82	.256	3	2	0	0	1
24	Fischer Rausch	4.91	0-0	4	0	0	0/0	0	3.2	4	2	2	1	7	2	1	0	16	.250	3	1	0	0	0
44	Matt Perego	5.14	0-0	7	0	0	0/0	0	7.0	6	4	4	3	7	0	0	1	26	.231	1	1	1	1	0
31	Blake Cisneros	9.00	2-1	8	0	0	0/0	0	7.0	5	7	7	5	6	2	0	1	24	.208	1	0	0	1	2
20	Ryan Vogt	9.00	0-0	3	0	0	0/0	0	3.0	3	3	3	2	0	2	0	0	12	.250	1	0	0	0	0
34	Brandon McCabe	11.57	0-0	2	0	0	0/0	0	2.1	1	3	3	1	1	0	0	0	6	.167	0	3	1	0	1
38	Hayden Malenfant	15.19	1-0	5	0	0	0/0	0	5.1	10	11	9	3	4	2	0	3	26	.385	0	0	0	0	0
36	Joey Kossina	15.43	0-1	2	1	0	0/0	0	2.1	7	4	4	0	2	2	0	0	13	.538	0	0	0	0	0
15	Joseph Karall	99.00	0-0	2	0	0	0/0	0	0.1	5	9	9	5	0	1	0	1	6	.833	1	1	0	0	0
Totals		5.44	13-8	21	21	1	0/0	7	192.0	209	127	116	70	170	45	3	21	762	.274	29	15	3	4	10
Opponents		4.50	8-13	21	21	1	1/1	1	180.0	181	110	90	92	159	32	6	14	682	.265	19	21	0	11	12

PB - Team (4), Stauss, W. 3, Keck, A. 1, Opp (1). Pickoffs - Team (3), Grossius, B. 2, Niznik, N. 1, Opp (4). SBA/ATT -Stauss, W. (9-12), Keck, A. (6-10), Wilma, C. (2-4), Miller, K. (2-4), Dodd, D. (3-4), Malenfant, H. (1-2), Williams, A. (2-2), Perego, M. (2-2), Niznik, N. (1-2), Grossius, B. (1-2), Ralls, H. (1-1).



2022 SOUTHEAST MISSOURI BASEBALL GUIDE

2021 PITCHING STATISTICS



Southeast Missouri Pitching Statistics (Neutral Games)

Record: 3-2

No.	Name	ERA	W-L	APP	GS	CG	SHO/CBO	SV	IP	H	R	ER	BB	SO	2B	3B	HR	AB	B/Avg.	WP	HBP	BK	SFA	SHA
34	Brandon McCabe	0.00	0-0	1	0	0	0	0	0.1	0	0	0	3	1	0	0	0	1	.000	1	0	0	0	0
7	Kyle Miller	3.65	1-0	3	1	1	0	0	12.1	10	5	5	2	13	1	1	1	46	.217	0	0	0	1	1
20	Ryan Vogt	4.50	0-0	1	0	0	0	0	2.0	1	1	1	2	0	0	0	0	6	.167	0	1	0	0	0
31	Blake Cisneros	5.40	0-0	2	0	0	0	1	1.2	3	1	1	1	2	0	0	0	8	.375	0	1	0	0	0
24	Fischer Rausch	6.75	0-0	2	0	0	0	0	2.2	2	2	2	1	5	1	0	1	10	.200	0	0	0	0	0
25	Dylan Dodd	8.10	1-0	1	1	0	0	0	6.2	9	7	6	0	11	0	0	2	31	.290	0	0	0	0	0
36	Joey Kossina	9.00	0-0	1	0	0	0	0	1.0	1	1	1	1	1	0	0	0	4	.250	0	0	0	0	0
33	Bryce Grossius	9.39	0-1	2	2	0	0	0	7.2	13	8	8	2	3	1	1	1	34	.382	1	0	0	0	0
44	Matt Perego	13.50	0-0	1	0	0	0	0	1.1	3	2	2	0	1	1	1	0	7	.429	0	0	0	0	0
27	Austin Williams	14.54	1-0	3	0	0	0	0	4.1	11	7	7	1	2	3	0	3	24	.458	1	0	0	0	0
37	Hunter Ralls	14.54	0-1	2	1	0	0	0	4.1	7	7	7	3	5	2	0	0	20	.350	1	1	0	0	0
18	Noah Niznik	54.00	0-0	1	0	0	0	0	0.2	4	4	4	1	1	2	0	2	6	.667	1	0	0	0	0
Totals		8.80	3-2	5	5	1	0	1	45.0	64	45	44	17	45	11	3	10	197	.325	5	3	0	1	1
Opponents		4.71	2-3	5	5	0	1	0	42.0	48	28	22	17	37	13	0	6	167	.287	3	6	0	1	3

PB - Team (0), Opp (1). Pickoffs - Team (1), Grossius, B. 1. SBA/ATT - Stauss, W. (5-5), Williams A. (2-2), Cisneros, B. (2-2), Miller, K. (1-1).

Southeast Missouri Pitching Statistics (Non-Conference Games)

Overall: 13-12 Home: 3-3 Away: 7-7 Neutral: 3-2

No.	Name	ERA	W-L	APP	GS	CG	SHO/CBO	SV	IP	H	R	ER	BB	SO	2B	3B	HR	AB	B/Avg.	WP	HBP	BK	SFA	SHA
25	Dylan Dodd	3.96	3-1	6	6	0	0	0	38.2	37	19	17	7	52	6	0	6	154	.240	2	2	1	0	1
33	Bryce Grossius	8.41	3-2	12	6	0	0	0	35.1	51	34	33	12	32	9	1	5	146	.349	7	2	2	3	3

34	Brandon McCabe	0.00	0-0	2	0	0	0	0	2.1	2	0	0	3	3	1	0	0	9	.222	1	0	0	0	0
17	Jon Sawyers	0.00	0-0	1	0	0	0	0	1.0	2	0	0	1	1	0	0	0	5	.400	0	0	0	0	0
21	Josh Hoffman	0.00	0-0	1	0	0	0	0	0.1	2	0	0	0	0	1	0	0	3	.667	0	0	0	0	0
24	Fischer Rausch	3.12	0-0	7	0	0	0	0	8.2	5	3	3	5	16	2	0	1	33	.152	6	2	0	0	0
7	Kyle Miller	3.65	2-1	9	2	1	0	1	24.2	26	10	10	6	24	5	2	2	95	.274	2	1	0	3	1
31	Blake Cisneros	3.65	2-1	11	0	0	0	1	12.1	8	5	5	6	13	2	0	0	38	.211	2	2	0	1	5
18	Noah Niznik	5.48	1-1	5	3	1	0	0	21.1	24	15	13	7	15	4	1	5	88	.273	4	2	0	0	0
32	Connery O'Donnell	6.00	0-0	3	0	0	0	0	3.0	2	3	2	5	2	1	0	0	9	.222	1	0	0	1	1
37	Hunter Ralls	6.55	1-2	12	4	0	0	1	22.0	25	19	16	11	21	6	0	2	93	.269	1	4	0	0	0
38	Hayden Malenfant	7.20	0-0	4	0	0	0	0	5.0	3	5	4	4	8	1	0	1	18	.167	0	0	0	0	0
26	Collin Wilma	9.00	0-0	1	0	0	0	0	1.0	1	1	1	1	1	0	0	0	3	.333	0	0	0	1	0
36	Joey Kossina	9.45	0-1	5	1	0	0	0	6.2	11	7	7	3	6	2	0	0	30	.367	1	0	0	0	0
27	Austin Williams	10.20	1-2	10	1	0	0	2	15.0	26	18	17	3	14	4	0	6	70	.371	2	0	0	0	1
20	Ryan Vogt	11.57	0-1	5	2	0	0	0	7.0	10	9	9	7	3	3	0	1	28	.357	4	1	0	0	0
44	Matt Perego	13.50	0-0	5	0	0	0	0	5.1	10	8	8	3	3	3	1	1	26	.385	2	1	0	0	0
15	Joseph Karall	48.60	0-0	4	0	0	0	0	1.2	7	9	9	5	1	1	0	1	12	.583	2	2	0	0	0
Totals		6.56	13-12	25	25	2	0	5	211.1	252	165	154	89	215	51	5	31	860	.293	37	19	3	9	12
Opponents		5.08	12-13	25	25	1	2	3	212.2	222	136	120	96	205	36	6	20	827	.268	23	25	1	5	14

PB - Team (6), Stauss, W. 5, Keck, A. 1, Opp (3). Pickoffs - Team (2), Grossius, B. 2, Opp (5). SBA/ATT - Stauss, W. (17-19), Keck, A. (8-9), Grossius, B. (4-5), Dodd, D. (4-4), Williams, A. (3-3), Vogt, R. (3-3), Malenfant, H. (2-3), Niznik, N. (1-2), Perego, M. (2-2), O'Donnell, C. (2-2), Cisneros, B. (2-2), Kossina, J. (1-1), Miller, K. (1-1).

#LETSSOAR



OPPONENTS





2022 SOUTHEAST MISSOURI BASEBALL GUIDE

SERIES RESULTS (DIVISION I ERA)



SEMO joined the NCAA Division I ranks in 1992. Series results are in the Redhawks D-I era only.

Alabama

(4-7)

May 31, 2002 ^{&}	W	7-4
June 1, 2002 ^{&}	L	4-7
Feb. 22, 2003	W	8-7
Feb. 23, 2003	L	1-16
Feb. 24, 2003	L	4-9
Mar. 12, 2004	L	1-10
Mar. 13, 2004	L	0-2
Mar. 14, 2004	L	0-20
Feb. 20, 2009	L	1-5
Feb. 21, 2009	W	8-3
Feb. 22, 2009	W	8-4

[&]- NCAA Regionals

Alcorn State

(2-0)

Feb. 19, 2015	W	13-6
Feb. 22, 2016	W	17-4

Arkansas

(6-11)

Apr. 12, 1995	L	6-10
Mar. 26, 1996	L	3-8
Apr. 7, 1998	L	4-5
Feb. 11, 2000	L	3-4
Feb. 12, 2000	L	1-3
Feb. 13, 2000	W	8-7
Feb. 28, 2001	W	7-0
May 14, 2002	W	5-1
May 15, 2002	W	5-4
May 3, 2011	L	0-10
May 4, 2011	W	6-5
Mar. 17, 2015	L	3-4
Mar. 18, 2015	W	12-11
Feb. 25, 2021	L	5-6 (10)
Feb. 26, 2021	L	3-7
Feb. 27, 2021	L	3-9
Feb. 28, 2021	L	4-11

Arkansas-Little Rock

(6-3)

Feb. 18, 1996	W	11-5
Apr. 29, 1997	W	10-7
Apr. 22, 1998	W	17-5
Apr. 6, 1999	W	15-3
Mar. 13, 2012	W	10-7
Mar. 14, 2012	L	2-16
Mar. 5, 2013	L	2-3
Mar. 6, 2013	W	4-3
Feb. 18, 2014	L	0-1

Arkansas-Pine Bluff

(8-1)

Mar. 16, 2007	W	5-0
Mar. 17, 2007	W	8-3
Mar. 18, 2007	W	19-0
Feb. 22, 2008	L	2-4
Feb. 23, 2008	W	13-2
Feb. 24, 2008	W	15-3
Feb. 26, 2016	W	10-0
Feb. 27, 2016	W	9-2
Feb. 28, 2016	W	8-2

Arkansas State

(20-27)

Feb. 19, 1992	L	1-9
Apr. 9, 1992	W	11-7
1993	W	12-4
1993	L	1-5
Mar. 4, 1994	L	4-6
Apr. 26, 1994	L	2-6
Apr. 4, 1995	L	5-9
Apr. 9, 1996	L	7-9
Apr. 16, 1997	L	3-4
Mar. 3, 1999	L	2-4
Apr. 26, 2000	W	7-4
Apr. 18, 2000	W	10-9
Mar. 13, 2001	W	6-4
Mar. 5, 2002	W	2-1
Apr. 9, 2002	L	1-6
Mar. 4, 2003	L	3-7
Apr. 15, 2003	W	7-6
Feb. 25, 2004	W	12-9
May 11, 2004	W	6-4
Mar. 29, 2005	L	0-9
Apr. 19, 2005	L	2-3
Feb. 15, 2006	L	3-4

Mar. 6, 2007	L	5-6
Apr. 9, 2008	L	3-8
Apr. 22, 2008	W	12-3
Apr. 1, 2009	L	1-12
Apr. 22, 2009	L	11-17
Mar. 24, 2010	W	6-4
Apr. 14, 2010	L	6-9
Apr. 5, 2011	W	8-5
Apr. 19, 2011	W	13-7
Mar. 27, 2012	L	5-10
Apr. 17, 2012	W	5-3
Apr. 2, 2013	L	8-9
Apr. 16, 2013	L	4-5
Feb. 25, 2014	L	4-8
Apr. 1, 2014	W	7-0
Mar. 25, 2015	W	6-5
Mar. 31, 2015	L	10-12
Apr. 5, 2016	W	4-2
Apr. 12, 2016	W	13-8
Apr. 4, 2017	L	1-10
Apr. 5, 2017	W	10-4
Feb. 20, 2018	L	6-7
Mar. 26, 2019	L	2-11
Apr. 16, 2019	L	4-8
Mar. 3, 2020	W	5-3

Auburn

(1-2)

Feb. 19, 2010	W	13-8
Feb. 20, 2010	L	8-9
Feb. 21, 2010	L	1-6

Austin Peay

(58-41)

Mar. 28, 1992	W	3-1
Mar. 28, 1992	L	6-7
Mar. 29, 1992	L	11-13
Apr. 24, 1993	W	6-5
Apr. 24, 1993	W	2-1
Apr. 25, 1993	W	1-0
May 15, 1993*	L	4-6
May 14, 1993*	W	3-1
Apr. 23, 1994	L	6-7
Apr. 23, 1994	W	6-0
Apr. 24, 1994	L	5-6
Apr. 14, 1995	W	4-2
Apr. 14, 1995	L	5-6
Apr. 15, 1995	W	4-1

Mar. 30, 1996	W	13-0
Mar. 30, 1996	W	9-4
Mar. 31, 1996	L	1-7
May 5, 1996*	L	3-8
Apr. 12, 1997	W	10-7
Apr. 12, 1997	W	3-2
Apr. 13, 1997	W	7-4
Apr. 4, 1998	W	5-1
Apr. 4, 1998	W	1-0
Apr. 5, 1998	W+	6-3
Apr. 2, 1999	L	2-7
Apr. 2, 1999	L	6-8
Mar. 25, 2000	W	4-1
Mar. 25, 2000	W	10-3
Mar. 26, 2000	W	12-7
May 19, 2000*	W	13-0
Apr. 28, 2001	W	1-0
Apr. 28, 2001	W	11-1
Apr. 29, 2001	W	4-3
May 16, 2001*	L	4-9
Apr. 27, 2002	W	14-9
Apr. 28, 2002	W	6-2
Apr. 28, 2002	W	8-6
May 24, 2002*	W	7-5
Apr. 26, 2003	W	9-3
Apr. 26, 2003	L	2-4
Apr. 27, 2003	W	8-6
May 22, 2003*	W	4-0
Apr. 17, 2004	L	4-15
Apr. 17, 2004	L+	2-3
Apr. 18, 2004	W	9-7
May 27, 2004*	W	6-1
Apr. 16, 2005	W	6-4
Apr. 16, 2005	L	3-5
Apr. 17, 2005	L	2-11
Apr. 22, 2006	L	4-7
Apr. 22, 2006	W	8-4
Apr. 23, 2006	L	2-7
May 26, 2006*	W	10-9
Apr. 21, 2007	L	0-4
Apr. 21, 2007	L	2-4
Apr. 22, 2007	W	16-14
Apr. 26, 2008	L	5-6
Apr. 26, 2008	L	6-7
Apr. 27, 2008	W	10-9
May 21, 2008*	W	5-2
Apr. 25, 2009	W	12-9
Apr. 25, 2009	L	5-9



2022 SOUTHEAST MISSOURI BASEBALL GUIDE

SERIES RESULTS (DIVISION I ERA)



Apr. 26, 2009	W	13-3	Belmont			Bowling Green			Mar. 28, 1998	L	4-6
May 15, 2010	L	4-8	(22-13)			(4-3)			Mar. 29, 1998	W	5-4
May 15, 2010	W	2-1	Apr. 28, 1999	L	8-12	Feb. 13, 2015	L	6-7	Mar. 29, 1998	L	3-4
May 16, 2010	W	10-3	Apr. 10, 1999	W	5-4	Feb. 13, 2015	W	6-5	Mar. 27, 1999	W	7-2
May 14, 2011	L	5-6	Apr. 10, 1999	W	9-4	Feb. 14, 2015	W	5-1	Mar. 27, 1999	L	0-7
May 14, 2011	W	3-2	Apr. 11, 1999	W	5-3	Feb. 23, 2018	L	7-9	Mar. 28, 1999	W	5-2
May 15, 2011	L	5-7	Apr. 1, 2000	L	1-3	Feb. 24, 2018	W	8-4	Mar. 18, 2000	L	1-2
Mar. 23, 2012	L	5-8	Apr. 1, 2000	L	0-1	Feb. 25, 2018	L	2-5	Mar. 18, 2000	W	16-7
Mar. 24, 2012	L	2-5	Mar. 21, 2001	W	3-1	Feb. 25, 2018	W	9-7	May 17, 2001	L	1-2
Mar. 25, 2012	L	7-11	Mar. 21, 2001	W	11-10	Bradley			May 12, 2001	W	6-2
May 24, 2012*	W	4-3	Mar. 8, 2013	W	1-0	(6-5)			May 12, 2001	L	7-9
May 26, 2012*	L	6-10	Mar. 9, 2013	L	6-11	Creighton			May 13, 2001	L	5-12
Apr. 12, 2013	L	4-9	Mar. 10, 2013	L	2-6	Feb. 22, 1997	W	10-0	May 11, 2002	W	7-1
Apr. 13, 2013	W	5-3	May 22, 2013*	W	9-6	Feb. 22, 1997	W	3-2	May 11, 2002	W	9-2
Apr. 14, 2013	W	14-8	May 24, 2013*	W	2-1	(1-3)			May 12, 2002	L	4-8
Apr. 11, 2014	L	4-22	Mar. 7, 2014	W	11-1	Culver-Stockton			Apr. 18, 2003	L	4-5
Apr. 12, 2014	W#	10-9	Mar. 8, 2014	W	6-3	(3-0)			Apr. 18, 2003	L	1-5
Apr. 13, 2014	W	19-7	Mar. 9, 2014	W	7-0	Feb. 20, 1999	W	3-2	Apr. 19, 2003	W	22-9
Apr. 3, 2015	L	1-5	May 14, 2015	W	12-0	Feb. 20, 1999	L	2-3	Apr. 24, 2004	L	5-6
Apr. 4, 2015	W	3-2	May 15, 2015	L	5-11	Feb. 21, 1999	L	1-11	Apr. 25, 2004	W	4-3
Apr. 5, 2015	W	12-11	May 16, 2015	W	13-7	Mar. 12, 2013	L	2-17	Apr. 25, 2004	L	5-6
Apr. 8, 2016	L	1-6	May 21, 2015*	L	2-7	Dallas Baptist			May 26, 2004	L	9-18
Apr. 9, 2016	L	6-8	May 23, 2015*	W	9-4	(0-3)			Apr. 23, 2005	W	7-2
Apr. 10, 2016	W	7-3	May 19, 2016	W	9-2	Mar. 16, 2002	W	13-5	Apr. 23, 2005	W	9-4
May 28, 2016*	W	10-4	May 20, 2016	L	3-4	Mar. 16, 2002	W	4-3	Apr. 24, 2005	W	5-3
Mar. 31, 2017	W	5-3	May 21, 2016	L	5-6	Mar. 17, 2002	W	13-10	Apr. 29, 2006	L	6-7
Apr. 1, 2017	W	10-0	May 12, 2017	W	4-1	Delaware State			Apr. 29, 2006	L	1-5
Apr. 2, 2017	L	7-11	May 13, 2017	L	5-6	(1-0)			Apr. 30, 2006	W	4-3
Mar. 30, 2018	L	5-6	May 14, 2017	L	10-11	Feb. 17, 2012	L	2-3	May 24, 2006	W	7-6
Mar. 30, 2018	L	6-7	May 11, 2018	W	9-8	Feb. 17, 2012	L	6-7	Apr. 28, 2007	L	4-14
Mar. 31, 2018	W	20-4	May 12, 2018	W	9-8	Feb. 18, 2012	L	1-3	Apr. 28, 2007	W	10-4
Mar. 22, 2019	L	2-4	May 13, 2018	L	6-10	Eastern Illinois			Apr. 29, 2007	W	10-5
Mar. 23, 2019	W	7-4	May 3, 2019	L	7-8	(43-38)			May 3, 2008	W	16-7
Mar. 24, 2019	L	2-10	May 5, 2019	W	10-6	Mar. 16, 1995	L	2-3	May 3, 2008	L	3-15
Mar. 19, 2021	W	6-3	May 5, 2019	W	3-1	Mar. 17, 1995	W	10-4	May 4, 2008	L	5-6
Mar. 20, 2021	W	6-5 (11)	Apr. 30, 2021	W	12-0	Mar. 18, 1995	W	10-6	May 24, 2008	L	4-7
Mar. 20, 2021	L	11-12 (12)	May 1, 2021	L	1-4	Apr. 5, 1997	W	11-10	May 2, 2009	L	7-8
Apr. 28, 2021	W	16-3	May 1, 2021	W	5-0	Apr. 5, 1997	W	8-4	May 2, 2009	L	7-8
May 27, 2021	W	11-8	Bethel			Apr. 6, 1997	W	6-5	May 21, 2010	L	5-8
Ball State			(1-0)			Apr. 15, 1997	W	6-5	May 21, 2010	L	5-7
(2-1)			Mar. 13, 2007	W	4-2	May 9, 1998	W	15-11	May 22, 2010	W	10-0
Feb. 25, 2011	W	12-7	Ball State			(2-1)			May 26, 2010	L	5-10
Feb. 26, 2011	L	2-6	(2-1)			(2-1)			May 20, 2011	W	9-6
Feb. 27, 2011	W	22-8	(2-1)			(2-1)			May 20, 2011	W	9-5
			(2-1)			(2-1)			May 21, 2011	W	8-7
			(2-1)			(2-1)			Mar. 30, 2012	L	1-5
			(2-1)			(2-1)			Mar. 31, 2012	W	12-5
			(2-1)			(2-1)			May 25, 2012	L	6-7



2022 SOUTHEAST MISSOURI BASEBALL GUIDE

SERIES RESULTS (DIVISION I ERA)



Apr. 1, 2012	L	0-10	Mar. 21, 1998	W	7-1	Mar. 15, 2013	W	8-6	Freed-Hardeman		
Apr. 19, 2013	L	2-4	Mar. 22, 1998	L	4-8	Mar. 16, 2013	W	5-3	(5-0)		
Apr. 20, 2013	W	25-6	Mar. 20, 1999	W	1-0	Mar. 16, 2013	L	1-7	Apr. 7, 2004	W	12-4
Apr. 21, 2013	L	3-13	Mar. 20, 1999	W	11-4	May 24, 2013*	L	9-12	Mar. 13, 2005	W	8-1
Apr. 17, 2014	W	7-5	Mar. 21, 1999	L	5-12	Mar. 14, 2014	W	15-8	Mar. 27, 2007	W	5-0
Apr. 18, 2014	W	11-7	May 20, 1999*	L	6-13	Mar. 15, 2014	W	13-11	Mar. 28, 2007	W	27-16
Apr. 19, 2014	L	3-10	May 21, 1999	L	4-6	Mar. 15, 2014	W	9-4	Mar. 16, 2010	W	13-1
May 22, 2014	W	8-6	May 13, 2000	W	10-5	Mar. 8, 2015	L	1-5			
Apr. 10, 2015	W	21-1	May 13, 2000	W	6-5	Mar. 8, 2015	W	12-6	Georgia Tech		
Apr. 11, 2015	L	5-9	May 14, 2000	L	4-11	Mar. 9, 2015	W	13-1	(0-5)		
Apr. 12, 2015	W	5-0	May 19, 2000*	W	15-5	Mar. 11, 2016	W	2-1	May 22, 1998	L	5-14
Apr. 15, 2016	W	15-1	Apr. 7, 2001	W	8-2	Mar. 12, 2016	W	7-3	Apr. 10, 1998	L	2-13
Apr. 16, 2016	W	12-11	Apr. 7, 2001	W	7-0	Mar. 12, 2016	W	4-1	Apr. 11, 1998	L	4-14
Apr. 17, 2016	W	20-7	Apr. 8, 2001	L	2-9	May 18, 2017	W	14-6	Apr. 11, 1998 ^s	L	5-6
Apr. 7, 2017	W	7-3	Apr. 6, 2002	W	7-4	May 19, 2017	W	8-4	May 15, 2018	L	5-8
Apr. 8, 2017	L	4-5	Apr. 6, 2002	W	2-0	May 20, 2017	W	16-3			
Apr. 9, 2017	W	7-6	Apr. 7, 2002	L	6-9	May 17, 2018	W	7-2	Hannibal-LaGrange		
Apr. 6, 2018	L	3-5	Apr. 12, 2003	L	9-10	May 18, 2018	W	7-6	(2-0)		
Apr. 7, 2018	W	3-1	Apr. 12, 2003	W	15-5	May 19, 2018	W	10-9	Feb. 28, 2012	W	13-6
Apr. 8, 2018	W	13-1	Apr. 13, 2003	L	5-8	May 10, 2019	W	3-2	Feb. 29, 2012	W	6-5
Mar. 31, 2019	W	10-9	May 21, 2003*	L	6-12	May 11, 2019	L	5-7			
Apr. 1, 2019	L	0-1	May 2, 2004	L	4-11	May 12, 2019	L	3-6	Harris-Stowe		
Apr. 1, 2019	L	6-9	May 2, 2004	L	0-3	May 7, 2021	W	6-2	(8-0)		
Mar. 26, 2021	W	3-2	May 28, 2004*	W	9-7	May 7, 2021	L	0-8	Mar. 1, 2001	W	7-0
Mar. 27, 2021	L	2-9	Apr. 30, 2005	L	2-3	May 8, 2021	W	7-6	Apr. 21, 2010	W	10-2
Mar. 27, 2021	L	4-8	May 1, 2005	L	1-3				Feb. 22, 2011	W	3-0
Eastern Kentucky (51-41)			May 1, 2005	L	11-12	Evansville (2-4)			Feb. 21, 2012	W	8-6
			May 6, 2006	W	11-2				Feb. 19, 2013	W	12-1
			May 7, 2006	L	3-8	Mar. 13, 2002	L	5-7	Feb. 19, 2014	W	6-4
			May 7, 2006	L	5-6	Apr. 10, 2002	W	15-5	Mar. 22, 2016	W	18-10
Apr. 11, 1992	L	3-6	May 7, 2006	L	5-6	May 4, 2005	L	6-13	Feb. 19, 2019	W	13-0
Apr. 12, 1992	W	9-0	May 26, 2006*	L	10-14	Mar. 1, 2006	L	6-7			
Apr. 12, 1992	L	4-8	May 6, 2007	W	1-0	Apr. 2, 2008	L	7-8	Illinois State		
1993	L	4-5	May 6, 2007	L	1-2	Apr. 21, 2009	W	9-4	(4-13)		
1993	L	5-11	May 10, 2008	W	5-4				Mar. 4, 1995	W	10-5
Apr. 30, 1994	W	3-0	May 10, 2008	L	1-3				Mar. 4, 1995	L	5-12
Apr. 30, 1994	L	2-6	May 11, 2008	W	8-7	Florida A&M (1-0)			Mar. 5, 1995	L	6-13
May 1, 1994	L	6-10	May 8, 2009	L	13-14	Mar. 14, 1994	W	14-5	Mar. 11, 2007	L	4-5
Apr. 22, 1995	L	0-2	May 9, 2009	W	12-2				Mar. 10, 2007	L	2-8
Apr. 22, 1995	W	9-4	May 10, 2009	L	10-11	Florida Atlantic (0-1)			Mar. 9, 2007	L	5-8
May 13, 1995*	W	7-4	Apr. 2, 2010	W	17-9				Mar. 3, 2012	L	2-8
Apr. 5, 1996	W	6-5	Apr. 2, 2010	W	7-4	June 1, 2002 ^s	L	6-12	Mar. 3, 2012	L	11-13
Apr. 6, 1996	L	0-4	Apr. 3, 2010	W	8-7				Mar. 4, 2012	L	4-14
Apr. 6, 1996	W	4-1	Apr. 2, 2011	W	7-6	Florida State (0-2)			Feb. 20, 2015	L	3-7
Mar. 28, 1997	L	2-24	Apr. 2, 2011	W	13-6				Feb. 21, 2015	L	3-8
Mar. 28, 1997	L	2-3	Apr. 3, 2011	L	5-11	Mar. 12, 1994	L	3-15	Feb. 21, 2015	L	5-6
Mar. 29, 1997	W	10-7	Apr. 5, 2012	L	1-9	Mar. 13, 1994	L	3-13	Mar. 12, 2019	L	18-6
May 8, 1998*	W	12-8	Apr. 6, 2012	L	6-9				Mar. 5, 2021	W	4-3 (10)
Mar. 21, 1998	W	3-2	Apr. 7, 2012	W	9-7						



2022 SOUTHEAST MISSOURI BASEBALL GUIDE

SERIES RESULTS (DIVISION I ERA)



Mar. 6, 2021	W	5-1	Jacksonville State			Apr. 24, 2016	W	11-2	Lipscomb		
Mar. 6, 2021	L	1-13	(31-32)			May 28, 2016	L	7-11	(8-4)		
Mar. 7, 2021	W	8-1	Apr. 3, 2004	L	2-12	May 29, 2016	W	10-7	Mar. 20, 2001	L	2-3
Indiana State			Apr. 3, 2004	W	10-3	May 29, 2016	W	14-8	Mar. 20, 2001	W	7-1
(0-3)			Apr. 4, 2004	L	14-15	Apr. 13, 2017	W	7-6	Apr. 20, 2002	W	3-1
Mar. 3, 2006	L	1-8	May 29, 2004	L	1-5	Apr. 14, 2017	W	1-0	Mar. 18, 2003	W	6-5
Mar. 4, 2006	L	6-10	May 29, 2004	W	7-6	Apr. 15, 2017	L	7-17	Mar. 18, 2003	W	9-3
May 8, 2015	L	7-8	Apr. 2, 2005	L	3-6	May 24, 2017	W	13-10	Apr. 8, 2003	W	6-2
May 9, 2015	L	3-4	Apr. 2, 2005	W	3-0	Apr. 13, 2018	L	0-7	Apr. 8, 2003	W	5-2
May 10, 2015	L	7-8	Apr. 3, 2005	L	7-8	Apr. 13, 2018	L%	6-7	May 4, 2018	L	6-7
Iowa			Apr. 8, 2006	L	3-9	Apr. 14, 2018	W	4-1	May 6, 2018	L	7-8
(2-0)			Apr. 8, 2006	W	8-6	May 25, 2018*	L	0-11	May 13, 2021	W	3-2
Mar. 23, 1994	W	4-2	Apr. 9, 2006	L	7-21	Apr. 5, 2019	L	3-4	May 14, 2021	L	0-3
Mar. 23, 1994	W	2-1	Apr. 6, 2007	L	3-4	Apr. 6, 2019	W	9-8	May 15, 2021	W	8-4
Iowa State			Apr. 6, 2007	W	5-3	Apr. 7, 2019	L	7-8	Long Island		
(8-1)			Apr. 7, 2007	W	3-2	Apr. 2, 2021	W	6-5	(0-1)		
Feb. 21, 1998	W	10-2	May 24, 2007	L	2-15	Apr. 3, 2021	L	4-8	1993	L	4-8
Feb. 21, 1998	W	7-0	Apr. 12, 2008	L	6-16	Apr. 3, 2021	W	8-3	Louisiana-Lafayette		
Feb. 22, 1998	L	5-6	Apr. 12, 2008	L	3-4	Kansas			(1-2)		
Feb. 19, 2000	W	11-4	Apr. 13, 2008	L	7-10	(0-7)			Feb. 14, 2020	L	1-5
Feb. 20, 2000	W	4-0	May 22, 2008	L	6-7	Feb. 28, 1992	L	1-17	Feb. 15, 2020	L	4-13
Feb. 20, 2000	W	4-3	May 24, 2008	W	6-4	Feb. 29, 1992	L	3-14	Feb. 16, 2020	W	6-2
Feb. 10, 2001	W	5-4	Apr. 4, 2009	W	18-4	Mar. 1, 1992	L	1-14	Louisiana-Monroe		
Feb. 11, 2001	W	3-2	Apr. 4, 2009	L	7-8	Mar. 5, 1994	L	5-19	(2-1)		
Feb. 11, 2001	W	3-0	Apr. 5, 2009	W	7-4	Mar. 6, 1994	L	4-5	Feb. 18, 2011	W	4-2
Jackson State			Apr. 25, 2010	W	10-5	Mar. 7, 1994	L	1-7	Louisiana Tech		
(6-1)			Apr. 25, 2010	W	6-5	Apr. 25, 2006	L	0-6	(0-1)		
Feb. 23, 2001	W	13-4	Apr. 22, 2011	L	2-5	Kansas State			June 4, 2016	L	4-9
Feb. 25, 2006	W	7-5	Apr. 22, 2011	W	9-8	(1-0)			Louisville		
Feb. 25, 2006	W	8-7	May 26, 2011	L	2-8	Apr. 22, 2003	W	9-5	(1-0)		
Feb. 26, 2006	W	9-5	May 28, 2011	L	12-15	Kentucky			Apr. 22, 1996	W	16-8
Feb. 17, 2007	W	2-0	May 4, 2012	W	5-3	(0-1)			Lyon College		
Feb. 17, 2007	W	7-4	May 5, 2012	L	3-4	Feb. 18, 2020	L	4-9	(2-0)		
Feb. 18, 2007	L	10-12	May 6, 2012	L	7-8	Lamar			Mar. 10, 2008	W	6-0
			May 23, 2012	W	4-1	(0-3)			Feb. 24, 2009	W	11-6
			Apr. 26, 2013	L	8-9	Feb. 19, 2016	L	1-2	Martin Methodist		
			Apr. 28, 2013	L	2-5	Feb. 20, 2016	L	1-2	(1-0)		
			Apr. 28, 2013	L	3-4	Feb. 21, 2016	L	2-5	Feb. 16, 2000	W	3-2
			Apr. 25, 2014	W	11-6	Lincoln (MO)					
			Apr. 26, 2014	W	1-0	(2-0)					
			Apr. 27, 2014	L	3-5	Mar. 26, 2003	W	7-2			
			May 24, 2014	L	2-6	Mar. 26, 2003	W	17-0			
			Apr. 17, 2015	W	5-4						
			Apr. 18, 2015	W	9-5						
			Apr. 18, 2015	W	6-3						
			May 22, 2015	W	12-4						
			Apr. 22, 2016	L	2-6						
			Apr. 23, 2016	W	13-6						



2022 SOUTHEAST MISSOURI BASEBALL GUIDE

SERIES RESULTS (DIVISION I ERA)



McKendree			Mar. 18, 2006	L	1-15	Apr. 27, 1996	W	6-3	Missouri		
(5-0)			Apr. 24, 2007	W	6-12	Apr. 27, 1996	L	2-12	(11-23)		
Apr. 3, 1992	W	5-0	Apr. 25, 2007	W	8-19	Apr. 26, 1997	L	3-12	May 8, 1992	L	0-17
Apr. 3, 1992	W	8-1	Mar. 14, 2008	W	9-8	Apr. 26, 1997	L	9-10	May 9, 1992	L	0-16
Apr. 1, 1998	W	13-1	Mar. 15, 2008	W	6-5	Apr. 27, 1997	L	6-12	May 9, 1992	L	6-7
Apr. 10, 2018	W	15-0	Mar. 16, 2008	L	0-2	May 15, 1997	W	4-0	Feb. 23, 1995	W	5-4
Apr. 23, 2019	W	4-1	May 16, 2013	L	6-9	Apr. 18, 1998	W	10-9	Mar. 20, 1995	L	1-11
McNeese State			May 17, 2013	W	3-2	Apr. 18, 1998	L	7-10	Mar. 19, 1996	L	7-8
(1-2)			May 18, 2013	W	9-4	Apr. 19, 1998	W	8-4	Apr. 2, 1996	L	2-7
Feb. 17, 2006	W	8-1	Feb. 28, 2014	L	4-8	Apr. 17, 1999	W	10-2	Apr. 30, 1997	L	2-4
Feb. 18, 2006	L	6-7	Mar. 1, 2014	L	5-9	Apr. 17, 1999	W	4-0	May 8, 1997	L	10-11
Feb. 19, 2006	L	0-10	Mar. 1, 2014	L	2-3	Apr. 18, 1999	L	6-9	Apr. 29, 1998	L	6-12
Memphis			Feb. 27, 2018	L	2-3	May 20, 2000	L	4-11	Apr. 14, 1998	L	8-11
(21-25)			Mar. 19, 2019	W	7-6	May 18, 2000	L	2-3	Apr. 13, 1999	L	4-8
Mid-Continent			(3-1)			Apr. 8, 2000	W	3-2	May 10, 2000	W	9-6
Feb. 22, 1992	L	8-12	May 5, 2010	W	16-12	Apr. 9, 2000	L	5-8	Apr. 3, 2001	L	7-4
Feb. 23, 1992	L	3-11	Mar. 30, 2011	W	2-0	Apr. 16, 2003	L	9-11	Apr. 2, 2002	W	8-5
1993	L	1-9	Apr. 3, 2012	L	9-10	Mississippi			May 7, 2002	W	5-2
1993	L	1-4	Feb. 20, 2013	W	9-1	(2-17)			Mar. 11, 2003	L	8-9
Feb. 19, 1994	L	4-6	Mid-Eastern Shore			Mar. 13, 1996	L	6-7	Apr. 30, 2003	L	10-11
Apr. 19, 1994	W	2-1	(1-0)			Feb. 13, 1998	L	4-7	May 19, 2004	L	11-12
Feb. 18, 1995	W	13-6	Mar. 11, 1994	W	4-3	Feb. 14, 1998	L	3-4	Mar. 24, 2004	L	3-6
Mar. 1, 1995	W	2-0	Michigan State			Feb. 15, 1998	L	9-15	Apr. 6, 2005	W	8-5
Feb. 17, 1996	L	7-15	(0-2)			Feb. 23, 1999	L	4-6	Apr. 13, 2005	L	2-10
Apr. 8, 1996	W	4-2	Mar. 5, 2010	L	7-8	Feb. 24, 1999	W	1-0	Mar. 29, 2006	W	3-2
Apr. 17, 1996	L	6-7	Mar. 7, 2010	L	0-9	Mar. 3, 2000	L	1-5	Apr. 12, 2006	W	9-5
Apr. 17, 1996	W	12-4	Middle Tennessee			Mar. 4, 2000	L	4-7	Apr. 26, 2006	L	3-14
Apr. 23, 1997	L	3-5	(12-20)			Feb. 17, 2001	L	0-1	Apr. 3, 2007	L	3-16
Apr. 23, 1997	W	3-0	Mar. 21, 1992	L	1-10	Feb. 18, 2001	L	3-14	Apr. 4, 2007	L	5-9
Feb. 15, 1997	L	3-8	Mar. 21, 1992	W	1-0	Feb. 18, 2001	W	5-2	Apr. 30, 2013	W	9-7
Feb. 16, 1997	L	5-7	1992*	L	2-14	Mar. 2, 2004	L	1-8	Apr. 29, 2014	L	5-6
Mar. 12, 1998	W	7-0	1993	W	2-1	Mar. 3, 2004	L	6-15	May 5, 2015	W	8-5
Feb. 24, 1998	L	5-6	1993	L	1-2	Mar. 15, 2005	L	5-6	Mar. 15, 2016	W	7-2
Mar. 24, 1999	W	4-3	1993	L	4-9	Mar. 16, 2005	L	0-3	Mar. 16, 2016	L	6-13
Mar. 15, 2000	W	12-9	Apr. 1, 1994	W	11-4	May 17, 2011	L	6-10	Mar. 28, 2017	W	6-5
Feb. 22, 2000	W	9-4	Apr. 1, 1994	L	6-8	Mar. 8, 2016	L	2-10	May 1, 2019	L	6-21
May 8, 2001	L	1-2	Apr. 2, 1994	W	3-2	Mar. 9, 2016	L	4-6	Missouri Baptist		
May 8, 2001	L	3-13	Mar. 25, 1995	L	0-5	June 4, 2021	L	3-6	(3-1)		
Apr. 10, 2001	W	14-4	Mar. 25, 1995	L	1-2	Mississippi State			Apr. 16, 1996	W	5-2
Apr. 11, 2001	L	5-13	Mar. 26, 1995	L	4-6	(0-6)			Mar. 4, 1997	L	2-4
Mar. 8, 2002	L	1-9	May 14, 1995	W	14-4	Feb. 25, 1997	L	3-13	Apr. 1, 1998	W	8-0
Mar. 9, 2002	W	7-4	May 15, 1995	L	5-6	Feb. 26, 1997	L	4-10	Apr. 11, 2000	W	3-2
Mar. 10, 2002	W	11-3	May 16, 1995	L	4-6	Mar. 5, 2010	L	7-10			
Mar. 1, 2003	L	1-6				Mar. 6, 2010	L	2-3			
Mar. 1, 2003	W	5-0				Mar. 25, 2014	L	2-3			
Mar. 2, 2003	L	6-14				June 3, 2016	L	5-9			
Mar. 17, 2006	L	1-5									



2022 SOUTHEAST MISSOURI BASEBALL GUIDE

SERIES RESULTS (DIVISION I ERA)



Missouri S&T			Apr. 7, 2015	L	1-2	Mar. 17, 2001	W	8-6	Mar. 18, 2016	W	5-1
(1-0)			Mar. 15, 2017	W	5-4	Mar. 17, 2001	L	3-4	Mar. 19, 2016	W	5-4
Apr. 28, 2015	W	11-10	Mar. 20, 2018	L	5-10	Mar. 18, 2001	W	5-1	Mar. 20, 2016	W	6-5
Missouri State			Apr. 2, 2019	L	2-8	May 18, 2002	W	9-3	May 27, 2016	W	3-0
(15-32)			Mar. 30, 2021	L	8-9 (10)	May 18, 2002	W	9-2	Mar. 9, 2017	L	9-12
Apr. 22, 1992	L	1-6	Missouri-St. Louis			May 19, 2002	L	10-16	Mar. 10, 2017	L	5-17
Apr. 22, 1992	W	13-10	(0-2)			May 22, 2002	W	9-6	Mar. 10, 2017	L	2-3
1993	L	4-5	Apr. 3, 1996	L	7-6	May 9, 2003	W	22-8	Mar. 9, 2018	W	5-4
1993	L	1-6	Mar. 17, 1999	L	1-12	May 9, 2003	W	11-4	Mar. 10, 2018	W	10-3
Apr. 13, 1994	L	1-3	Missouri Valley			May 11, 2003	L	5-7	Mar. 10, 2018	L	4-8
Apr. 13, 1994	L	1-5	(2-0)			May 8, 2004	W	10-5	May 24, 2018*	L	9-18
May 4, 1994	L	6-8	Mar. 29, 2003	W	4-3	May 8, 2004	W	3-1	May 16, 2019	L	9-13
May 4, 1994	L	0-7	Mar. 29, 2003	W	5-0	May 9, 2004	W	17-10	May 17, 2019	L	3-8
Mar. 21, 1995	W	12-6	Morehead State			May 26, 2005	L	1-6	May 18, 2019	L	7-8
Mar. 22, 1995	L	5-13	(49-43)			May 7, 2005	L	0-3	Murray State		
Mar. 8, 1997	L	5-10	Apr. 25, 1992	L	0-3	May 7, 2005	W	8-7	(55-40)		
Mar. 9, 1997	L	1-4	Apr. 25, 1992	W	1-0	May 8, 2005	W	16-4	Apr. 4, 1992	W	6-5
Mar. 25, 1998	W	18-17	Apr. 26, 1992	W	2-1	May 13, 2006	L	4-7	Apr. 4, 1992	L	2-4
Mar. 25, 1998	W	5-4	1993	L	4-16	May 13, 2006	L	0-4	Apr. 5, 1992	W	12-1
Feb. 27, 2000	W	11-6	1993	L	1-4	May 14, 2006	W	13-7	1993	L	2-4
Feb. 27, 2000	W	5-3	1993	L	3-4	May 12, 2007	W	4-3	1993	W	8-0
Apr. 24, 2001	W	11-9	Mar. 26, 1994	W	4-1	May 12, 2007	W	3-2	May 7, 1994	L	2-6
Mar. 30, 1999	L	2-10	Mar. 26, 1994	W	9-7	May 13, 2007	L	8-9	May 7, 1994	W	2-1
Mar. 30, 1999	L	1-8	Mar. 27, 1994	L	7-6	May 16, 2008	W	9-6	May 8, 1994	W	4-2
Mar. 8, 2000	W	14-8	May 6, 1995	W	4-3	May 16, 2008	L	8-10	Apr. 29, 1995	W	5-4
Apr. 3, 2001	L	2-7	May 6, 1995	W	5-2	May 17, 2008	L	12-13	Apr. 30, 1995	L	0-3
Mar. 22, 2002	L	3-5	May 7, 1995	W	9-8	May 15, 2009	L	10-12	Apr. 30, 1995	W	7-3
Mar. 23, 2002	L	9-11	Apr. 20, 1996	L	9-10	May 15, 2009	L	3-10	Apr. 13, 1996	L	0-6
Mar. 24, 2002	L	3-9	Apr. 20, 1996	W	14-10	May 16, 2009	L	6-9	Apr. 13, 1996	W	6-4
May 6, 2003	L	1-3	Apr. 21, 1996	W	15-5	May 21, 2009	L	5-7	Apr. 14, 1996	W	12-1
May 7, 2003	L	5-11	May 4, 1996	W	9-1	Mar. 27, 2010	W	23-10	Mar. 15, 1997	L	4-5
Mar. 19, 2004	W	5-2	May 5, 1996	L	0-4	Mar. 27, 2010	L	11-12	Mar. 15, 1997	W	3-2
Mar. 20, 2004	W	8-2	May 10, 1997	L	2-5	Mar. 27, 2011	W	3-2	Mar. 16, 1997	L	8-9
Mar. 21, 2004	L	2-6	May 10, 1997	L	7-9	Mar. 27, 2011	L	4-14	Mar. 7, 1998	W	9-5
May 17, 2005	L	2-10	May 11, 1997	W	10-8	Apr. 13, 2012	L	2-7	Mar. 7, 1998	W	19-0
May 18, 2005	L	6-11	May 2, 1998	L	1-2	Apr. 14, 2012	W	9-4	Mar. 8, 1998	L	3-12
Mar. 22, 2006	L	2-5	May 3, 1998	W	6-1	Apr. 15, 2012	L	14-16	May 8, 1999	L	3-9
Mar. 25, 2008	W	6-2	May 3, 1998	L	3-4	Mar. 22, 2013	L	2-4	May 8, 1999	W	8-5
Mar. 26, 2008	L	6-7	May 7, 1998	W	10-9	Mar. 23, 2013	L	8-11	May 9, 1999	L	4-8
Mar. 17, 2009	L	2-13	May 1, 1999	W	10-2	Mar. 23, 2013	W	10-5	Apr. 29, 2000	L	4-5
Mar. 18, 2009	L	3-16	May 1, 1999	W	12-2	Mar. 21, 2014	L	8-9	Apr. 29, 2000	W	4-1
Mar. 10, 2010	W	12-11	May 2, 1999	W	19-1	Mar. 22, 2014	L	1-6	Apr. 30, 2000	L	3-9
Mar. 15, 2011	W	8-7	Apr. 21, 2000	W	11-1	Mar. 23, 2014	W	7-1	Mar. 31, 2001	L	5-6
Mar. 16, 2011	L	1-2	Apr. 21, 2000	W	7-0	Mar. 15, 2015	W	8-6	Mar. 31, 2001	W	3-2
Mar. 20, 2012	L	1-8	Apr. 22, 2000	W	3-2	Mar. 15, 2015	L	7-11	Apr. 1, 2001	W	7-3
Mar. 27, 2013	L	4-11				Mar. 16, 2015	W	14-6	Mar. 29, 2002	W	7-2
Mar. 11, 2014	W	6-5				May 23, 2015	L	3-16	Mar. 30, 2002	L	4-8

OVC TOURNAMENT CHAMPIONS | 1998 • 2002 • 2016 • 2021

NCAA TOURNAMENT | 1998 • 2002 • 2016 • 2021



2022 SOUTHEAST MISSOURI BASEBALL GUIDE

SERIES RESULTS (DIVISION I ERA)



Mar. 30, 2002	W	6-5	Apr. 21, 2017	L	7-9	Feb. 24, 1996	L	4-5	Northern Iowa		
May 23, 2002	L	3-4	Apr. 23, 2017	W	4-3	Feb. 24, 1996	W	9-1	(5-6)		
May 16, 2003	W	13-8	Apr. 23, 2017	L	1-11	Feb. 25, 1996	W	16-15	Feb. 25, 1995	W	9-7
May 17, 2003	W	10-4	May 26, 2017*	L	5-8	Feb. 25, 1996	W	10-2	Feb. 26, 1995	W	10-7
May 17, 2003	W	6-0	Apr. 20, 2018	W	7-4				Mar. 2, 1997	W	3-2
May 23, 2003	L	3-4	Apr. 21, 2018	W	8-6	North Dakota			Mar. 2, 1997	L	1-4
Mar. 27, 2004	W	6-2	Apr. 21, 2018	W	7-5	(4-2)			Feb. 27, 1999	L	12-13
Mar. 27, 2004	W	19-5	May 23, 2018*	W	5-2	Mar. 13, 2010	W	15-4	Feb. 28, 1999	L	9-12
Mar. 28, 2004	L	3-16	Apr. 12, 2019	L	5-9	Mar. 13, 2010	L	5-6	Feb. 28, 1999	L	3-10
May 25, 2005	L	3-4	Apr. 12, 2019	W	4-2	Mar. 14, 2010	W	14-4	Mar. 6, 2009	L	1-3
Mar. 25, 2005	W	15-10	Apr. 13, 2019	L	5-6	Mar. 11, 2011	L	6-8	Mar. 7, 2009	W	20-8
Mar. 25, 2005	L	6-7	Apr. 9, 2021	W	8-3	Mar. 12, 2011	W	13-6	Mar. 7, 2009	W	7-6
Mar. 26, 2005	L	6-7	Apr. 9, 2021	W	12-8	Mar. 13, 2011	W	15-0	Mar. 8, 2009	L	5-11
Apr. 1, 2006	W	1-0	Apr. 10, 2021	L	6-11						
Apr. 1, 2006	W	5-0	May 28, 2021	W	6-5	North Dakota State			Ohio		
Apr. 2, 2006	W	7-0	May 29, 2021	L	1-10	(1-2)			(4-0)		
Mar. 31, 2007	W	6-5	May 30, 2021	W	10-1	Feb. 22, 2013	L	2-7	Feb. 28, 2020	W	3-0
Apr. 1, 2007	W	17-3				Feb. 23, 2013	L	6-9	Feb. 29, 2020	W	3-0
Apr. 1, 2007	L	5-6	Nebraska			Feb. 23, 2013	W	13-7	Feb. 29, 2020	W	9-2
May 23, 2007	W	10-7	(0-3)						Mar. 1, 2020	W	9-7
Apr. 5, 2008	W	3-2	May 7, 2010	L	2-6	Northern Colorado					
Apr. 5, 2008	L	3-5	May 8, 2010	L	6-20	(1-3)			Oklahoma		
Apr. 6, 2008	W	9-8	May 9, 2010	L	3-10	Feb. 29, 2008	L	1-4	(0-6)		
Apr. 10, 2009	L	2-25				Mar. 1, 2008	L	3-7	Feb. 15, 2002	L	4-5
Apr. 11, 2009	L	1-3	New Mexico State			Mar. 1, 2008	L	2-4	Feb. 16, 2002	L	1-10
Apr. 11, 2009	W	9-6	(0-3)			Mar. 2, 2008	W	14-13	Feb. 17, 2002	L	5-18
May 2, 2010	L	9-13	Mar. 16, 2012	L	1-9				Feb. 21, 2004	L	1-7
May 2, 2010	L	3-5	Mar. 17, 2012	L	7-23	Northern Illinois			Feb. 21, 2004	L	5-11
May 27, 2010	L	9-13	Mar. 17, 2012	L	6-8	(7-4)			Feb. 22, 2004	L	2-10
Apr. 30, 2011	W	17-7				Mar. 6, 1999	W	6-5			
Apr. 30, 2011	W	5-4	New Orleans			Mar. 7, 1999	W	10-0	Oklahoma State		
May 1, 2011	L	2-6	(3-0)			Mar. 7, 1999	W	7-2	(2-4)		
May 11, 2012	W	7-1	Feb. 15, 2013	W	7-4	Mar. 13, 2009	W	8-6	Apr. 1, 1997	L	7-9
May 12, 2012	L	2-7	Feb. 16, 2013	W	6-1	Mar. 14, 2009	W	11-10	Apr. 2, 1997	L	5-10
May 13, 2012	W	9-8	Feb. 17, 2013	W	11-2	Mar. 14, 2009	W	15-5	Mar. 8, 2001	L	7-10
May 3, 2013	L	0-4				Mar. 15, 2009	L	10-17	Apr. 23, 2002	W	5-3
May 4, 2013	L	4-5	Northeast Illinois			Feb. 21, 2020	L	4-9	Mar. 30, 2004	L	8-10
May 5, 2013	W	7-4	(7-6)			Feb. 22, 2020	L	5-7	Mar. 31, 2004	W	4-2
May 2, 2014	W	6-5	Mar. 23, 1992	L	2-11	Feb. 22, 2020	W	16-15 (10)			
May 3, 2014	W	8-6	Mar. 24, 1992	L	4-10	Feb. 23, 2020	L	5-11	Oral Roberts		
May 4, 2014	L	6-11	1993	L	1-3				(6-5)		
Apr. 24, 2015	W	10-3	1993	W	4-1				Apr. 4, 1995	L	5-8
Apr. 25, 2015	W	17-12	Mar. 18, 1994	L	1-2				Apr. 5, 1995	W	5-3
Apr. 26, 2015	W	10-2	Mar. 19, 1994	W	3-0				Apr. 19, 1997	L	4-12
Apr. 28, 2016	W	10-3	Mar. 19, 1994	L	10-12				Apr. 19, 1997	W	7-2
Apr. 29, 2016	L	3-4	Apr. 17, 1995	W	8-3				Apr. 20, 1997	W	14-4
Apr. 30, 2016	W	7-4	Apr. 17, 1995	W	4-0				Mar. 2, 2013	L	1-3



2022 SOUTHEAST MISSOURI BASEBALL GUIDE

SERIES RESULTS (DIVISION I ERA)



Mar. 3, 2013	W	6-5	Saint Louis			Apr. 22, 2019	W	8-4	South Dakota State		
Mar. 3, 2013	L	3-4	(25-22)			Mar. 16, 2021	W	8-6	(6-4)		
Feb. 14, 2014	W	10-4	Apr. 27, 1994	L	3-7	Samford			Mar. 7, 2005	W	7-2
Feb. 15, 2014	W	7-5	Apr. 20, 1995	L	2-3	(9-8)			Mar. 10, 2006	W	5-1
Feb. 16, 2014	L	2-6	Apr. 10, 1996	L	7-8	Apr. 9, 2004	W	7-5	Mar. 11, 2006	L	5-8
Princeton			Mar. 25, 1997	W	19-8	Apr. 9, 2004	W	9-1	Mar. 11, 2006	W	6-5
(0-1)			Apr. 10, 1997	L	3-9	Apr. 10, 2004	W	12-8	Feb. 23, 2007	L	2-5
Mar. 9, 2001	L	4-12	Apr. 21, 1998	L	5-8	Apr. 9, 2005	W	3-1	Feb. 25, 2007	W	1-0
Purdue			Mar. 24, 1998	W	13-3	Apr. 9, 2005	L	5-13	Feb. 25, 2007	W	7-4
(3-5)			Apr. 20, 1999	L	7-9	Apr. 10, 2005	L	2-4	Mar. 2, 2018	W	12-8
Feb. 27, 2009	W	13-10	May 11, 1999	W	6-5	Apr. 14, 2006	W	7-4	Mar. 3, 2018	L	4-7
Feb. 27, 2009	L	2-9	May 3, 2000	L	9-10	Apr. 14, 2006	L	5-6	Mar. 4, 2018	L	5-6
Mar. 3, 2017	L	0-4	Apr. 12, 2000	L	4-5	Apr. 15, 2006	L	6-8	Southern		
Mar. 4, 2017	L	5-13	Mar. 27, 2001	W	13-1	May 25, 2006	L	5-11	(2-0)		
Mar. 5, 2017	W	17-7	Mar. 28, 2001	W	10-6	Apr. 14, 2007	W	4-0	May 15, 1998	W	5-4
Apr. 26, 2019	L	3-8	Mar. 26, 2002	W	9-2	Apr. 15, 2007	W	9-0	May 16, 1998	W	10-3
Apr. 27, 2019	W	3-2	Apr. 30, 2002	W	5-4	Apr. 15, 2007	L	1-2	Southeastern Louisiana		
Apr. 28, 2019	L	2-6	Mar. 12, 2003	W	9-4	May 25, 2007	L	1-5	(2-2)		
Purdue Fort Wayne			Apr. 13, 2004	L	4-6	Apr. 19, 2008	W	11-10	Feb. 25, 2005	W	2-5
(14-1)			Mar. 10, 2004	W	7-4	Apr. 19, 2008	L	6-11	Feb. 26, 2005	L	2-6
Feb. 26, 2010	W	5-0	Mar. 2, 2005	W	8-3	Apr. 20, 2008	W	7-6	Feb. 27, 2005	W	14-7
Feb. 27, 2010	W	3-2	Apr. 5, 2005	W	3-2	South Alabama			Mar. 3, 2006	L	0-8
Feb. 28, 2010	W	6-5	May 16, 2006	W	7-6	(4-6)			SIU Edwardsville		
Feb. 24, 2012	W	7-1	Apr. 4, 2006	L	10-11	Mar. 9, 1995	W	14-12	(22-9)		
Feb. 25, 2012	L	4-6	Mar. 7, 2007	W	5-2	Mar. 9, 1995	L	3-5	Mar. 2, 1999	L	2-4
Feb. 26, 2012	W	26-7	Mar. 11, 2008	L	5-9	Mar. 10, 1995	L	14-17	Apr. 17, 2009	W	9-5
Feb. 21, 2014	W	18-0	Mar. 3, 2009	W	6-5	Mar. 4, 1996	L	0-10	Apr. 18, 2009	W	9-2
Feb. 22, 2014	W	7-6	Mar. 3, 2010	L	6-10	Mar. 5, 1996	W	6-5	Apr. 18, 2009	W	9-4
Feb. 23, 2014	W	6-4	Mar. 23, 2010	W	8-4	Feb. 24, 2001	L	1-2	May 17, 2012	W	9-4
May 16, 2014	W	6-3	Apr. 13, 2011	W	6-4	Feb. 25, 2001	L	1-6	May 18, 2012	W	11-4
May 16, 2014	W	9-7	Mar. 22, 2011	L	8-14	Feb. 19, 2021	W	4-2	May 19, 2012	L	7-24
May 17, 2014	W	8-6	Mar. 6, 2012	L	11-22	Feb. 20, 2021	L	5-6	Apr. 5, 2013	L	0-4
Mar. 1, 2019	W	12-4	May 1, 2012	L	0-4	Feb. 21, 2021	W	8-6 (10)	Apr. 6, 2013	W	8-4
Mar. 2, 2019	W	10-1	Feb. 26, 2013	L	4-8				Apr. 7, 2013	W	13-11
Mar. 2, 2019	W	14-1	Mar. 19, 2013	L	6-7				Apr. 4, 2014	W	8-7
Quincy			Mar. 18, 2014	L	8-11				Apr. 5, 2014	W	8-7
(1-0)			Apr. 15, 2014	W	6-2				Apr. 6, 2014	W	12-1
Mar. 14, 1992	W	9-1	Mar. 10, 2015	W	9-7				Mar. 27, 2015	L	4-8
			Mar. 24, 2015	W	13-1				Mar. 28, 2015	W	10-0
			Apr. 19, 2016	W	10-3				Mar. 29, 2015	W	22-8
			May 3, 2016	L	8-12				Apr. 1, 2016	W	9-5
			Apr. 18, 2017	W	13-2				Apr. 2, 2016	W	4-0
			May 2, 2017	L	5-6				Apr. 3, 2016	W	20-11
			Apr. 4, 2018	W	4-2				Mar. 24, 2017	W	8-3
			Apr. 17, 2018	W	10-8						
			May 1, 2018	L	2-5						
			Apr. 9, 2019	L	6-15						



2022 SOUTHEAST MISSOURI BASEBALL GUIDE

SERIES RESULTS (DIVISION I ERA)



Mar. 25, 2017	L	10-15	Apr. 20, 2010	W	13-1	South Florida			Mar. 22, 1997	L	3-6
Mar. 26, 2017	L	5-7	Apr. 12, 2011	W	14-8	(0-3)			Mar. 22, 1997	W	3-2
Mar. 23, 2018	W	11-6	Apr. 26, 2011	W	11-4	1993	L	3-6	Mar. 23, 1997	L	2-10
Mar. 24, 2018	W	7-0	Apr. 10, 2012	W	4-1	1993	L	3-11	May 16, 1997	W	9-5
Mar. 25, 2018	W	11-10	Apr. 24, 2012	L	5-9	1993	L	2-11	May 19, 1997	L	8-10
Mar. 15, 2019	W	8-6	Apr. 9, 2013	L	4-9				May 19, 1997	L	4-8
Mar. 16, 2019	L	3-9	Apr. 23, 2013	L	2-3	St. Catherine			Mar. 14, 1998	L	1-2
Mar. 17, 2019	L	2-3	Apr. 8, 2014	W	5-4	(0-1)			Mar. 14, 1998	W	13-6
Mar. 12, 2021	L	2-6	Apr. 22, 2014	L	2-5	Mar. 4, 2009	L	9-11	Mar. 15, 1998	L	2-7
Mar. 13, 2021	W	6-3 (10)	Apr. 14, 2015	W	7-4				May 15, 1999	L	0-2
Mar. 13	W	6-4	Apr. 21, 2015	L	2-6	St. Joseph's			May 15, 1999	W	10-4
			Mar. 2, 2016	L	5-6	(0-1)			May 16, 1999	W	14-6
Southern Illinois			Apr. 11, 2017	L	2-4	1993	L	8-14	May 6, 2000	L	8-9
(26-27)			Apr. 25, 2017	L	5-7				May 6, 2000	W	8-5
May 6, 1992	W	6-5	Mar. 6, 2018	L	0-5	Stephen F. Austin			May 7, 2000	W	15-11
1993	L	3-10	Apr. 24, 2018	L	0-2	(3-2)			May 5, 2001	W	3-1
1993	L	8-9	Mar. 6, 2019	W	11-9	May 13, 2016	L	2-3	May 5, 2001	W	7-3
Mar. 24, 1994	W	4-2	Mar. 13, 2019	L	1-4	May 14, 2016	W	15-6	May 6, 2001	W	11-0
Apr. 14, 1994	W	11-9	Mar. 11, 2020	L	4-6	May 15, 2016	W	9-5	May 4, 2002	W	7-2
Mar. 29, 1995	W	17-2	Mar. 24, 2021	L	4-21	Feb. 17, 2017	L	2-3	May 4, 2002	L	2-9
Apr. 15, 1997	W	9-4				Feb. 19, 2017	W	3-1	May 5, 2002	W	12-6
Mar. 4, 1998	W	11-5	Southern Indiana						May 24, 2002	W	9-2
Feb. 25, 1998	L	7-9	(2-4)			Tennessee State			May 25, 2002	W	13-1
Apr. 7, 1999	L	5-6	Apr. 29, 1992	L	11-13	(6-0)			Apr. 5, 2003	W	6-5
Apr. 21, 1999	L	11-14	Apr. 29, 1992	L	7-11	Apr. 17, 1992	W	5-3	Apr. 5, 2003	W	5-0
Apr. 19, 2000	W	19-17	1993	L	8-9	Apr. 17, 1992	W	7-1	May 15, 2004	W	5-3
Apr. 5, 2000	W	8-6	1993	L	0-3	Apr. 18, 1992	W	17-3	May 15, 2004	W	3-2
Apr. 18, 2001	W	19-1	Mar. 20, 1994	W	6-5	1993	W	12-1	May 16, 2004	L	4-11
Apr. 4, 2001	W	11-5	Mar. 20, 1994	W	6-4	1993	W	10-2	May 14, 2005	W	10-1
Apr. 4, 2001	W	11-5				1993	W	11-0	May 14, 2005	W	20-10
Apr. 3, 2002	W	8-2	Southern Mississippi						May 15, 2005	W	16-12
Apr. 17, 2002	L	5-10	(3-7)			Tennessee Tech			May 19, 2006	L	5-9
Apr. 2, 2003	W	7-5	1993	W	3-2	(55-41)			May 19, 2006	W	10-5
Apr. 9, 2003	W	4-3	1993	L	1-4	May 2, 1992	W	11-3	May 20, 2006	W	21-10
Apr. 21, 2004	L	6-9	Feb. 25, 1994	L	5-13	May 2, 1992	W	5-4	May 17, 2007	L	5-6
Mar. 23, 2004	L	5-6	Feb. 26, 1994	L	4-12	May 3, 1992	W	7-6	May 18, 2007	W	9-2
Mar. 10, 2005	W	7-3	Feb. 27, 1994	W	9-8	1993	L	1-5	May 19, 2007	L	6-9
Apr. 27, 2005	L	3-7	Mar. 8, 1995	L	2-11	1993	W	4-3	Mar. 21, 2008	L	3-8
Apr. 5, 2006	W	13-11	Mar. 7, 2003	W	9-2	1993	L	1-3	Mar. 21, 2008	W	16-3
Apr. 11, 2006	L	5-8	Mar. 8, 2003	L	5-7	Apr. 9, 1994	L	4-11	Mar. 22, 2008	W	7-3
Apr. 18, 2007	W	9-7	Mar. 9, 2003	L	2-14	Apr. 9, 1994	W	5-2	May 23, 2008	W	8-4
Apr. 10, 2007	W	2-7	June 5, 2021	L	0-21	Apr. 1, 1995	W	5-1	Mar. 21, 2009	W	14-2
Apr. 8, 2008	W	11-4				Apr. 1, 1995	W	6-1	Mar. 21, 2009	W	4-3
Apr. 15, 2008	L	4-5				Apr. 2, 1995	W	8-7	Mar. 22, 2009	W	7-4
Apr. 7, 2009	L	0-7				Mar. 16, 1996	L	1-6	May 20, 2009	L	5-9
Apr. 14, 2009	L	2-4				Mar. 16, 1996	W	6-3	Apr. 10, 2010	W	4-3
Apr. 6, 2010	L	11-16				Mar. 17, 1996	L	0-4	Apr. 10, 2010	W	11-9

2022 SOUTHEAST MISSOURI BASEBALL GUIDE

SERIES RESULTS (DIVISION I ERA)



Apr. 11, 2010	L	8-12	Tulane			Apr. 15, 2001	L	6-8	Mar. 19, 2017	W	13-4
Apr. 9, 2011	L	4-5	(1-5)			Apr. 13, 2002	W	12-8	Mar. 16, 2018	L	7-8
Apr. 9, 2011	L	5-9	Mar. 1, 1996	W	9-8	Apr. 13, 2002	W	16-3	Mar. 17, 2018	W	17-1
Apr. 10, 2011	W	13-8	Mar. 2, 1996	L	6-7	Apr. 14, 2002	W	12-2	Mar. 18, 2018	W	8-7
May 27, 2011	W	6-1	Mar. 3, 1996	L	9-14	May 3, 2003	W	9-1	Mar. 8, 2019	W	4-1
Apr. 20, 2012	W	9-6	Feb. 11, 2005	L	0-9	May 3, 2003	W	14-2	Mar. 10, 2019	L	0-3
Apr. 21, 2012	L	3-8	Feb. 12, 2005	L	3-6	May 4, 2003	W	20-5	Mar. 10, 2019	L	0-1
Apr. 22, 2012	W	3-1	Feb. 12, 2005	L	3-9	May 21, 2004	W	12-4	Mar. 6, 2020	W	16-6
May 10, 2013	L	1-16				May 21, 2004	W	9-2	Mar. 7, 2020	W	22-4
May 11, 2013	L	6-11	UT Arlington			May 21, 2004	L	16-17	Mar. 8, 2020	L	13-14
May 12, 2013	L	1-5	(1-1)			May 20, 2005	W	4-2	Apr. 13, 2021	W	8-1
May 23, 2013	L	1-5	Feb. 17, 2017	W	4-3	May 20, 2005	W	6-4	May 20, 2021	W	6-2
May 9, 2014	W	12-8	Feb. 18, 2017	L	3-5	May 21, 2005	W	4-3	May 21, 2021	W	3-2
May 10, 2014	W	9-8				Mar. 25, 2006	L	1-2	May 21, 2021	L	2-9
May 11, 2014	L	10-21	UT Martin			Mar. 25, 2006	L	2-3			
May 23, 2014	L	2-9	(70-21-1)			Mar. 26, 2006	L	0-1	Valparaiso		
May 1, 2015	W	9-1	Feb. 25, 1992	L	7-9	Mar. 24, 2007	W	7-5	(3-0)		
May 2, 2015	L	5-11	1992	L	4-5	Mar. 24, 2007	W	7-6	Mar. 19, 2010	W	17-4
May 3, 2015	L	10-11	1993	W	12-5	Mar. 25, 2007	W	18-8	Mar. 19, 2010	W	5-3
May 22, 2015	W	14-1	1993	L	1-5	Mar. 29, 2008	W	19-6	Mar. 20, 2010	W	8-7
May 6, 2016	L	2-7	Apr. 16, 1994	L	1-3	Mar. 28, 2009	W	9-7			
May 7, 2016	L	3-4	Apr. 16, 1994	W	5-3	Mar. 28, 2009	W	6-5	Vanderbilt		
May 8, 2016	W	7-1	Apr. 17, 1994	W	10-5	Mar. 29, 2009	W	12-8	(1-2)		
Apr. 28, 2017	L	4-8	Apr. 8, 1995	W	9-4	Apr. 17, 2010	L	3-6	Apr. 1, 2008	W	12-8
Apr. 29, 2017	L	8-9	Apr. 8, 1995	W	14-12	Apr. 17, 2010	L	4-12	May 13, 2014	L	4-10
Apr. 29, 2017	W	11-9	Apr. 9, 1995	W	15-8	Apr. 18, 2010	W	15-1	Feb. 26, 2019	L	11-3
May 25, 2017*	L	9-14	Mar. 23, 1996	W	7-5	Apr. 16, 2011	W	8-2			
Apr. 27, 2018	L	6-7	Mar. 23, 1996	L	2-4	Apr. 16, 2011	W	8-2	Washington		
Apr. 28, 2018	L	2-6	Mar. 24, 1996	T	5-5	Apr. 17, 2011	W	8-4	(1-0)		
Apr. 29, 2018	W	10-6	May 3, 1997	L	0-6	May 27, 2011	W	12-7	Apr. 26, 1995	W	10-2
Apr. 19, 2019	L	3-9	May 3, 1997	L	7-8	Apr. 27, 2012	L	4-5			
Apr. 19, 2019	L	8-13	May 4, 1997	W	5-4	Apr. 28, 2012	W	13-1	Western Illinois		
Apr. 20, 2019	W	9-4	Apr. 25, 1998	W	4-3	Apr. 29, 2012	W	14-2	(7-2)		
Apr. 16, 2021	W	7-3	Apr. 25, 1998	W	13-0	Mar. 28, 2013	W	8-5	Mar. 11, 1996	W	3-1
Apr. 17, 2021	L	1-9	Apr. 26, 1998	W	11-7	Mar. 29, 2013	W	9-6	Mar. 12, 1996	W	8-5
Apr. 17, 2021	W	7-2	Mar. 12, 1999	W	12-7	Mar. 30, 2013	W	7-2	Mar. 12, 1996	W	18-3
			Mar. 12, 1999	L	6-7	Mar. 28, 2014	W	13-0	Feb. 24, 2017	W	22-2
			Apr. 24, 1999	W	11-2	Mar. 29, 2014	W	9-3	Feb. 25, 2017	W	5-4
			Apr. 24, 1999	W	6-0	Mar. 30, 2014	W	11-1	Feb. 26, 2017	W	5-1
Mar. 4, 2011	L	0-9	Apr. 25, 1999	W	11-2	Mar. 20, 2015	W	16-2	Feb. 22, 2019	L	2-9
Mar. 5, 2011	L	1-2	Apr. 15, 2000	W	8-7	Mar. 21, 2015	W	13-0	Feb. 23, 2019	W	14-2
Mar. 6, 2011	L	2-7	Apr. 15, 2000	W	8-5	Mar. 22, 2015	W	5-4	Feb. 24 2019	L	2-5
			Apr. 16, 2000	W	16-0	Mar. 24, 2016	W	19-6			
			Mar. 12, 2000	W	13-4	Mar. 25, 2016	W	15-6			
			Mar. 12, 2000	W	6-0	Mar. 26, 2016	W	26-2			
			Apr. 13, 2001	W	7-0	Mar. 17, 2017	W	14-1			
			Apr. 13, 2001	W	18-9	Mar. 18, 2017	W	5-4			



2022 SOUTHEAST MISSOURI BASEBALL GUIDE

2021 OVC STATISTICS



Western Kentucky

(1-2)

Mar. 3, 1994	L	2-5
Feb. 22, 1995	W	13-11
Mar. 27, 1995	L	4-10

Western Michigan

(5-1)

May 6, 2017	W	12-6
May 6, 2017	W	8-5
May 7, 2017	L	6-8
Feb. 16, 2019	W	5-1
Feb. 17, 2019	W	8-4
Feb. 17, 2019	W	9-8

Westminster College

(1-0)

Mar. 22, 2000	W	15-1
---------------	---	------

Wichita State

(1-4)

Mar. 18, 1997	L	4-11
Mar. 19, 1997	W	14-6
May 21, 1998	L	4-7
Feb. 23, 2002	L	4-9
Feb. 24, 2002	L	7-8

William Jewell

(1-0)

Mar. 13, 1992	W	6-4
---------------	---	-----

William Woods

(1-0)

Mar. 21, 2001	W	24-3
---------------	---	------

Wright State

(2-4)

Mar. 18, 2011	L	5-6
Mar. 19, 2011	W	5-1
Mar. 20, 2011	L	3-5
Mar. 9, 2012	W	10-7
Mar. 10, 2012	L	0-2
Mar. 11, 2012	L	5-6

#LETSSOAR



THIS IS THE OVC





2022 SOUTHEAST MISSOURI BASEBALL GUIDE

OVC HISTORY



Now in its 74th year, the Ohio Valley Conference continues to build on the success that has made it the nation's eighth-oldest NCAA Division I conference.

Beth DeBauche was named the seventh full-time Commissioner in league history on July 28, 2009. The last three commissioners of the OVC have moved onto jobs as the commissioner of the Big Ten, Big 12 and the Mid-American Conferences.

The OVC's proud history dates back to 1948, but seeds for the new league were actually planted in 1941. It was then that Roy Stewart, the athletics director at Murray State, Charles "Turkey" Hughes, the athletics director at Eastern Kentucky, and Kelly Thompson, the public relations director at Western Kentucky, first broached the idea of forming a new conference. Discussions were put on hold by World War II, but reemerged February 27-28, 1948 at the Kentucky Hotel in Louisville as the three original institutions combined with Morehead State, Louisville and Evansville to form the OVC.

In the 1950s, the OVC became a pioneer on a much more significant scale socially. During times of racial segregation, league member Morehead State became one of the first non-traditionally black mid-southern institutions to accept a black student. In 1958 Marshall Banks earned athletically-related aid at Morehead, which signed a second black athlete, Howard Murphy, a year later. In 1961 Murphy earned all-conference recognition as a halfback in football. With racial barriers broken, the rest of the institutions in the league began to provide educational and athletic opportunities to African-Americans.

After Title IX legislation passed in 1972, women's athletics began

a rebirth on the national scene as the NCAA began sponsoring and marketing women's sports. Recognizing the need to provide increased opportunities for female athletes, the OVC began formulating plans for women's athletics in 1975 and established women's championships in the sports of basketball, tennis and track in 1977, with cross country and volleyball added over the next four years. Those sports were initially governed by the Association of Intercollegiate Athletics for Women (IAIW), but the overall strength of women's programs in the league was demonstrated by the automatic bids the OVC instantly received when the NCAA became the governing body in 1982. The conference added women's golf and softball in 1994 and women's soccer in 1998.

Through the past 73 years, 15 teams have won or shared the league's football title. The list is led by former member Eastern Kentucky, winner of 21 outright or shared football crowns. Former member Middle Tennessee is next with 11 titles and followed by Tennessee Tech with 10, former member Jacksonville State with nine and Murray State and former member Western Kentucky with eight apiece. Eastern Illinois has seven crowns while Austin Peay, Morehead State, Southeast Missouri, Tennessee State and former members Evansville and East Tennessee State have captured two apiece. UT Martin and former member Youngstown State have one title apiece.

Murray State and Evansville tied for the initial football championship, and the Racers participated in the first-ever bowl game by an OVC team, tying Sul Ross State 21-21 in the 1948 Tangerine Bowl. From 1948 to 1975, OVC teams played in 15

bowl games, winning eight of them. Eastern Kentucky and Western Kentucky were also participants in the NCAA Division II playoffs in the early and mid-1970s prior to the NCAA's reclassification of football programs into Division I-AA. The term "I-AA" lasted until the end of the 2006 season when it was changed to Division I Football Championship Subdivision (FCS).

The first Division I-AA/FCS football playoff was held in 1978 with only four teams, which is the only year through present day that the OVC did not field a playoff representative. In 1979, four of the nation's top teams were invited to the playoffs, and two of them - Eastern Kentucky and Murray State - were from the OVC. Murray dropped its semifinal game to Lehigh, but the Colonels nipped Nevada-Reno in double overtime and claimed the national championship a week later with a 30-7 victory over Lehigh. EKV was coached by former All-America quarterback Roy Kidd, who was in his 16th year at the helm of his alma mater and who skipped the Colonels to a second national title three years later. Following the 2002 season, Kidd retired after 39 years at EKV; upon retirement, he ranked sixth all-time among Division I coaches with 315 victories, earning him a spot in the College Football Hall of Fame.

In addition to Kidd, other coaching legends in the OVC include Charles "Bubber" Murphy, who coached at Middle Tennessee from 1947-1968, Western Kentucky's Jimmy Feix (1968-83), Wilburn Tucker (1954-67) and Don Wade (1968-82) of Tennessee Tech, Bill Ferguson (1967-77) of Murray State, Guy Penny (1959-67) of Morehead State and Boots Donnelly (1977-78 at Austin Peay; 1979-1998 at Middle Tennessee). Following the 2011

season Eastern Illinois head coach Bob Spoo retired after 25 years at the school (the last 16 as members of the OVC). In his time as an OVC coach he compiled 92 total victories (fifth-most in league history) and 68 OVC wins (fourth-most in league history) and was inducted into the OVC Hall of Fame in 2012. In 2016 former Murray State head coach Frank Beamer (1981-86) was inducted into the OVC Hall of Fame; he introduced his wide tackle six defense to the OVC and compiled a 43-23-2 record with the Racers before leaving for his alma mater Virginia Tech where he won 280 games in 29 seasons.

A sampling of former OVC football stars, some of whom were All-Americans during their collegiate careers before achieving stardom at the professional ranks, include Jim Youngblood and Larry Schreiber (Tennessee Tech), Phil Simms (Morehead State), Virgil Livers and Dale Lindsey (Western Kentucky), Myron Guyton and Chad Bratzke (Eastern Kentucky), Cortland Finnegan (Samford) and Tony Romo and Jimmy Garoppolo (Eastern Illinois). In 2008, former Tennessee State standout Dominique Rodgers-Cromartie became just the fourth NFL First Round draft pick in OVC history when he was selected 16th overall by the Arizona Cardinals. He would break into the starting lineup halfway through his rookie season and started at cornerback for the Cardinals in Super Bowl XLIII.

The 2007 season marked a return to scholarship football and the OVC for the Austin Peay Governors. Following the 1996 season the Governors dropped scholarship football and competed as both an independent (1997-00, 2006) and as a member of the Pioneer Football League (2001-05).

The 2007 season also brought



2022 SOUTHEAST MISSOURI BASEBALL GUIDE

OVC HISTORY



new vernacular to the Ohio Valley Conference and the division formerly known as I-AA. Beginning with the 2006 National Championship game the term I-AA was changed to NCAA Football Championship Subdivision (FCS) in a decision by the Division I Board of Directors. The new label was chosen to communicate in a positive and clear manner the unique differences between Division I football categories (chiefly, the post-season opportunity) while still defining them within the Division I experience. The FCS includes programs that compete in an effort to participate in the NCAA championship postseason structure (one of 90 NCAA national championships) as opposed to the Football Bowl Subdivision (FBS) which competes in an effort to participate in the postseason bowl system (the 40 NCAA-licensed events which includes the College Football Playoff).

In 2010 Southeast Missouri State, picked to finish seventh in the preseason poll, compiled a 7-1 Conference record on the way to its first OVC Championship since joining the league in 1991. Overall the Redhawks were 9-2 during the regular season and earned a berth in the FCS Playoffs, its first playoff berth at any level in the program's 104-year history. Southeast would lose to eventual national champion Eastern Washington in the second round of the playoffs. Head coach Tony Samuel capped the year by winning the Sports Network's Eddie Robinson Award, given to the National Coach of the Year. Samuel was the second OVC coach to win the award (joining Murray State's Houston Nutt who won the award in 1995).

In 2012 Eastern Illinois became just the fourth football team in OVC history to go from worst-to-first in

winning the OVC Championship. The Panthers were led by head coach Dino Babers who became just the fourth first-year head coach to win an OVC Championship (joining Boots Donnelly in 1977, Jason Simpson in 2006 and Dean Hood in 2008 – two others have since joined the group). During the year Eastern Illinois junior wide receiver Erik Lora shattered the FCS single-season receptions record, hauling in 136 passes in 12 games; that mark was 13 more than the previous NCAA record and 44 more than the previous OVC mark.

In 2013 Eastern Illinois repeated as OVC Champions behind Walter Payton Award winner Jimmy Garoppolo. The quarterback became just the second OVC player to earn the National Player of the Year Award, joining former EIU signal caller Tony Romo (2002). Garoppolo passed for 5,050 yards (second most in NCAA single-season history) and 53 touchdowns (fourth in NCAA history) in leading the Panthers to a 12-2 record and berth to the quarterfinals of the FCS Playoffs.

Garoppolo was drafted by the New England Patriots in the second round of the 2014 NFL Draft, becoming just the fifth OVC player selected in that round and just the fifth OVC quarterback ever selected (and first since 1998). Garoppolo was a part of Patriots teams that won Super Bowls in 2015 and 2017. In 2020 Garoppolo became just the eighth quarterback who played in the FCS (which began in 1978), to start a Super Bowl, taking the snaps for the San Francisco 49ers in Super Bowl LIV against the Kansas City Chiefs. The Chiefs would win, preventing Garoppolo from becoming only the fourth FCS quarterback to start and win a Super Bowl.

The 2013 season saw the OVC

snap a 19-game playoff losing streak dating back to the 2000 season. Tennessee State shutout Butler (marking the first OVC road playoff victory since 1986) to snap the streak while later that day Jacksonville State smashed Samford in the first round. A week later Eastern Illinois beat Tennessee State while Jacksonville State won at McNeese State to each advance to the quarterfinals; that marked the first time the OVC put two teams in the quarterfinals in the same season since 1991.

In 2015 Jacksonville State ascended to No. 1 in both major Top 25 polls, becoming the first OVC team to be ranked No. 1 since the 1999 season. The Gamecocks would go on to complete its second-straight 8-0 Conference mark and won three playoff games to become the first OVC team to advance to the Division I National Championship Game since 1982 (Eastern Kentucky). JSU lost to North Dakota State in the title game but finished the year 13-2 overall and ranked No. 2 in the final Top 25 polls. Head coach John Grass became the first OVC coach honored as the AFCA National Coach of the Year while quarterback Eli Jenkins was named the FCS ADA National Quarterback of the Year, finishing the year with 2,788 passing and 1,161 rushing yards (one of just three Division I quarterbacks – FBS or FCS – to achieve those numbers during the year).

Jenkins would conclude his career in 2016 with 3,796 rushing yards, the seventh-most ever by a FCS quarterback. Jenkins, who was named OVC Male Athlete of the Year in back-to-back seasons, capped his career with 11,448 yards of total offense, second-most in OVC history (behind only Garoppolo).

In 2017, Jacksonville State senior

defensive end Darius Jackson became the first OVC player to win the Buck Buchanan Award, given to the FCS National Defensive Player of the Year. Jackson tallied 51 tackles, 19.0 tackles-for-loss, 7.0 sacks, 19 quarterback hurries, 3 forced fumbles and 2 fumbles recoveries in 11 regular season games

2017 also saw the third OVC coach named the winner of the Eddie Robinson Award as the FCS National Coach of the Year. The honor went to Austin Peay second-year coach Will Healy who orchestrated a tremendous turnaround for the Govs program. After going 0-11 during his initial season and starting 2017 with back-to-back losses to FBS opponents, the team's losing streak had reached 29 games and overall the team had won just one of its previous 48 games overall. But a win during week three catapulted the team to an 8-4 record and 7-1 OVC record and second-place league finish. The eight wins matched the school record, while the seven Conference wins established a new school record. Along the way the team snapped a 21-game OVC losing streak and a 45-game road losing streak and finished the year with four road victories, which was more than the program won in the previous nine years combined.

The OVC made it back-to-back Buck Buchanan Award winners in 2018, as Southeast Missouri junior linebacker Zach Hall took home the prestigious award. He finished the season with 168 tackles, the most of any FCS player and a new Southeast Missouri single-season record, while leading his team to just its second-ever playoff appearance.

In 2019, Austin Peay won a school record 11 games, claimed its first OVC Championship since



2022 SOUTHEAST MISSOURI BASEBALL GUIDE

OVC HISTORY



1977 and appeared in its first-ever FCS Playoffs, advancing to the quarterfinals. The Govs would finish the year ranked No. 8 in the national polls.

The 2020 Conference season was unprecedented in nature, as the COVID-19 pandemic postponed it until the spring, with teams playing a seven-game Conference schedule from February through April.

Football was not the only sport in which the OVC was quickly gaining respect. In 1955, the OVC became only the second six-member league nationally to earn an automatic bid to the prestigious NCAA Men's Basketball Tournament, which, at that time, was limited to only 24 participants. The Conference quickly proved worthy of that bid, as Morehead State defeated Marshall (107-92) and Wayne State (95-84) in the 1956 tournament.

Fifteen years later, former OVC member Western Kentucky became the first and only Conference team to reach the Final Four. The Hilltoppers defeated Jacksonville, Kentucky and Ohio State before losing to Villanova in double overtime in the national semifinals. WKU went on to finish in third place after beating Kansas 77-75 in the consolation game.

Since that time, the OVC has recorded some of the biggest upsets in the history of the NCAA Tournament. Perhaps the most famous moment came in 1987, when Austin Peay came from fourth place in the regular season to win the OVC Tournament and earn the league's automatic bid. The Governors drew powerful Illinois, and were such big underdogs, that ESPN broadcaster Dick Vitale promised to stand on his head if APSU won the game. After a 68-67 victory over the Illini, and a narrow 90-87 overtime loss to eventual Final Four participant Providence

in the second round, Vitale made good on his promise in a visit to Clarksville two months later.

Murray State added to the OVC's string of upsets in 1988 when it knocked off 14th-ranked North Carolina State, 78-75. The Racers' M&M Boys - Jeff Martin and Don Mann - combined for 39 points in the win. MSU nearly went on to the Sweet 16 that year, losing to eventual national champion Kansas, 61-58. A bank shot by Mann that would've given the Racers a one-point lead rolled off the rim with three seconds left. In 1990 as a No. 16 seed, Murray State took No. 1 seed Michigan State into overtime before falling 75-71. More recently, Murray State has dominated the OVC Tournament, reaching the championship game every year in the 1990's. The Racers' 17 OVC Tournament Championships are the most among all OVC schools.

After former member Middle Tennessee State won a first round game in 1989, the league had a drought as no other OVC team won a NCAA Tournament game for the next 19 years. But Morehead State, coming off a thrilling double overtime OVC Tournament victory over Austin Peay, topped Alabama State 58-43 in the 2009 Opening Round game at University of Dayton Arena in Dayton, Ohio. The game was played in front of an Opening Round record crowd of 11,346 and included many MSU fans who made the three-hour drive from Morehead for the game.

In 2009-10, Murray State made OVC history by winning a record 31 games (31-5) on its way to the league's regular season and tournament championships. In the first round of the NCAA Tournament, the No. 13 seed Racers topped Vanderbilt in thrilling fashion when senior Danero Thomas hit a jumper as time expired to lift

MSU to a 66-65 victory. It marked the first OVC team to advance to the second round of the NCAA Tournament since 1989 and snapped a skid of 71-straight losses to Southeastern Conference foes (dating back to 2000-01). In the second round, the Racers pushed eventual national runner-up Butler to the brink before losing 54-52.

In 2010-11 Morehead State would make it three NCAA Tournament wins in as many years for the league and got a bit of revenge for the 2009 tournament loss to Louisville in the process. After finishing second in the regular season and winning the OVC Tournament Championship, the No. 13 seeded Eagles were shipped to Denver to play the in-state foe Cardinals. MSU jumped out to a 15-2 advantage but were down four points (61-57) with just over a minute to play in regulation. After two free throws from two-time OVC Player of the Year Kenneth Faried, the Eagles held for one final shot attempt and senior Demonte Harper pulled up off a cross-over dribble to nail a 3-pointer with 4.3 seconds left that gave Morehead State a 62-61 lead. UofL had one last attempt but Faried blocked the Cardinals last shot, giving MSU the win, its first over Louisville since the 1956-57 season.

In 2011-12 Murray State put together one of the greatest seasons in OVC history, beginning the year 23-0 (an all-time OVC best) and being ranked as high as No. 7 in the coaches poll on Feb. 6. The squad was the first OVC team to be nationally-ranked since Murray State was ranked in 1997-98; in addition, the top 10 ranking was the first for an OVC team since the 1970-71 campaign (WKU). The Racers would top nationally-ranked Memphis and Saint Mary's during the season and win the league's

regular season and tournament championships. MSU earned a No. 6 seed in NCAA Tournament, the highest-ever seed for an OVC team since the NCAA began seeding the field in 1979. The Racers would top Colorado State 58-41 in the second round before falling to Marquette in the third round. Murray State would win 31 games overall, tying the OVC all-time record the Racers set in 2009-10.

After the Murray State win in 2011-12, the league had won NCAA Tournament games in four-straight seasons, something that had never happened in league history (three-game winning streaks from 1960-62 and 1987-89 had been the previous best streaks). Over that time period (2009-12) the OVC was one of just nine conferences nationally to win a NCAA Tournament game in each season and one of only three non-BCS leagues (joining the Atlantic 10 and WCC) to do so.

In 2013-14 Murray State won five games to claim the CollegeInsider.com Postseason Tournament (CIT) and in the process became the first OVC men's basketball team to ever play games in the month of April.

The 2014-15 season saw five OVC men's basketball teams earn postseason bids, the most in league history, and a year later (2015-16) that number was eclipsed with six teams making national postseason tournaments.

For just the second time in league history (the other being 1987), the OVC placed two teams in the NCAA Tournament in 2019, as Murray State won the OVC Tournament crown for the second-straight season and Belmont earned an at-large bid after going 26-5 overall (16-2 OVC) with a NET ranking of 47. As a No. 11 seed, Belmont would top Temple in the Opening Round in Dayton (its first-ever NCAA Tournament victory)



2022 SOUTHEAST MISSOURI BASEBALL GUIDE

OVC HISTORY



before narrowly falling to Maryland in the next round, while No. 12 seed Murray State crushed Marquette 83-64 in the first round (the second-biggest margin of victory ever by a 12 seed over a No. 5 seed in tournament history) before losing to Florida State. It marked the first time since 1971 that the OVC had two wins in the same NCAA Tournament and marked the first time two different OVC teams won a tournament game in the same year.

In 2007-08, UT Martin guard Lester Hudson became the first men's Division I player to record a quadruple-double in a game, when he registered 25 points, 12 rebounds, 10 assists and 10 steals in a victory over Central Baptist College. Hudson, who ranked fourth in scoring nationally as a junior, returned for his senior season in 2008-09 and was second nationally in scoring (behind Davidson's Stephen Curry) at 27.5 points a contest. Hudson earned numerous honors (including OVC Player of the Year and OVC Male Athlete of the Year in each 2008 and 2009 and All-American status from several outlets) before being drafted by the Boston Celtics with the No. 58 pick of the 2009 NBA Draft.

During the 2010-11 year, Faried, the nation's leading rebounder during the season, became the NCAA's Modern Era (since 1973) career rebounding leader, totaling 1,673 rebounds which passed Tim Duncan for the record (he is 11th all-time in NCAA history). Faried also finished his career with 86 double-doubles, second all-time to only Duncan. He is one of only six players in NCAA history to finish with 2,000-plus career points (2,009) and 1,600-plus career rebounds. Faried was drafted 22nd overall by the Denver Nuggets in the 2011 NBA Draft, becoming the first OVC player selected in the

first round since Tennessee State's Carlos Rogers 1994.

Murray State guard Isaiah Canaan, a first-team All-American in 2011-12, capped his illustrious career in 2012-13 by becoming just the 17th player in OVC history to score 2,000 or more career points. Canaan, who was a key part of Murray State NCAA Tournament victories in both 2010 and 2012, earned a pair of OVC Player of the Year honors (2012 and 2013) during his career as well as being named OVC Freshman of the Year (2010), OVC Tournament MVP (2010) and OVC Male Athlete of the Year (2012). He was drafted by the Houston Rockets with the 34th overall pick (No. 2 pick of the second round) of the 2013 NBA Draft.

In 2014-15 Murray State became just the fifth OVC men's team to complete a perfect Conference season (16-0). The Racers were led by sophomore Cameron Payne who was named OVC Men's Basketball Player of the Year, OVC Male Athlete of the Year and earned third-team All-American honors from CBSSports.com. Following the season Payne declared for the NBA Draft, becoming the first sophomore in OVC history to do so and one of just four OVC players all-time to enter and stay in the draft with eligibility remaining. Payne was selected in the lottery by the Oklahoma City Thunder (pick No. 14 overall), making him just the ninth First Round NBA Draft pick in OVC history.

Austin Peay made history in winning the 2016 OVC Men's Basketball Tournament as the Governors became the first No. 8 seed to claim the championship. APSU had to win its final two regular season games just to qualify for the event and then won four games in four days to capture its fifth tournament crown. Along the

way the Govs topped a No. 5 seed, No. 4 seed, No. 1 seed and No. 2 seed and were paced by MVP Chris Horton who averaged 22.5 points, 14.0 rebounds and 3.5 assists/game during the event including a 37-point, 21-rebound and 30-point, 16-rebound performance during the run.

In 2016, former Belmont All-American and 2012-13 OVC Co-Player of the Year Ian Clark became the first former OVC player to advance to the NBA Finals since former Tennessee State star Anthony Mason played for the New York Knicks in 1994. Clark was part of a Golden State Warriors team that won an NBA record 73 regular season games but lost in Game 7 of the Finals. A year later, Clark was part of the Warriors team that topped Cleveland to win the 2017 NBA Championship, becoming the first OVC player to win the crown since 1970-71 (Murray State's Dick Cunningham and Western Kentucky's Greg Smith with the Milwaukee Bucks).

Murray State guard Ja Morant put together arguably the greatest season in League history in 2018-19, earning first-team consensus All-American honors (only the third player in OVC history to achieve that feat joining WKU's Clem Haskins in 1967 and WKU's Jim McDaniels in 1971) while becoming the first player since the NCAA began officially tracking assists (1983-84) to average 20-plus points (24.5) and 10-plus assists (10.0) in the same season. Morant, who won the Bob Cousy Award as the nation's top point guard, finished the year with 331 assists, the sixth-most in NCAA single-season history. During the year he had three triple-doubles (including just the ninth in NCAA Tournament history) and became the first Division I player in 20 years to record 40

points, 11 assists and five steals in a regulation game.

Morant was picked No. 2 overall by the Memphis Grizzlies in the 2019 NBA Draft, equaling the highest-ever draft pick in OVC history (tied with Eastern Kentucky's Jim Baechtold who went No. 2 in 1952). Overall he was just the third NBA Lottery Pick (which began in 1985) in OVC history. Belmont senior Dylan Windler was selected by the Cleveland Cavaliers No. 26 overall in the 2019 NBA Draft, giving the OVC two First Round picks in the same draft for only the second time in history (Western Kentucky's Tom Marshall and Jack Turner were selected with the seventh and eighth picks of the First Round in 1954). Overall Morant and Windler were the 10th and 11th players in OVC history to be First Round NBA Draft Picks.

Morant was named the 2019-20 NBA Rookie of the Year after averaging 17.8 points, 7.3 assists, 3.9 rebounds and 0.9 steals per game in 67 contests. He hit 47.7 percent from the field and 77.6 percent at the free throw line in leading the Grizzlies to more wins and a ninth place finish in the Western Conference (after the team finished 12th the previous year). Dating back to 1983-84, he is one of just three players to attend a non-Power 5 college to win the award, joining Damian Lillard of Weber State (2012-13) and Larry Johnson of UNLV (1991-92).

During the 2020-21 season, Austin Peay's Terry Taylor became just the fifth player in OVC history with 2,000 career points and 1,000 career rebounds. In addition, Taylor is the only player in OVC history to rank in the Top 10 in both career scoring and career rebounding. Taylor was named OVC Player of the Week 17 times during his career, establishing an OVC record.



2022 SOUTHEAST MISSOURI BASEBALL GUIDE

OVC HISTORY



Through its 73 years, 13 teams have won or shared the league's regular season men's basketball title. Murray State heads the list with a Conference-record 27 outright or shared basketball crowns. Other past champions include former member Western Kentucky (19), Morehead State (9), Austin Peay (8), Tennessee Tech (7), Belmont (7), former member Eastern Kentucky (6), former member Middle Tennessee (5), Tennessee State (2), former member East Tennessee State (2), Southeast Missouri State (1), UT Martin (1) and former member Akron (1).

Among the coaching greats in men's basketball have been Western Kentucky's E.A. Diddle, who retired with 759 victories and 10 OVC titles; John Oldham, who was a member of the very first All-OVC squad and went on to win seven OVC crowns during his coaching tenure at Tennessee Tech and Western Kentucky; Paul McBrayer, who guided Eastern Kentucky to 219 wins and three OVC crowns; and Cal Luther, who is the only person in Conference history to win men's basketball Coach of the Year honors at two league schools - Murray State and UT Martin. Following the 2016-17 season, Austin Peay's Dave Loos retired as the winningest coach in OVC history (he passed Luther for that crown in 2009-10). Loos, a five-time OVC Coach of the Year, finished his career with 420 wins in 27 years at Austin Peay (including a 258-194 OVC record) and 502 total wins in 31 years as a head coach. Loos was inducted into the OVC Hall of Fame in 2018. Belmont's Rick Byrd retired following the 2018-19 season with 805 career victories in 38 seasons (33 with the Bruins). In seven seasons in the OVC Byrd compiled a 168-62 record (97-19 in conference

play) and won five OVC regular season crowns, two tournament titles and four OVC Coach of the Year awards (second all-time only to Loos).

There have been an equal number of great players including Western Kentucky's Clem Haskins, who is the only three-time OVC Player of the Year. Several players have won OVC Player of the Year honors twice: Western Kentucky's Jim McDaniels (1969-70 and 1970-71), Murray State's Les Taylor (1971-72, 1972-73), Jeff Martin (1987-88, 1988-89), Popeye Jones (1989-90, 1990-91) and Marcus Brown (1994-95, 1995-96), Austin Peay's Otis Howard (1976-77, 1977-78), Middle Tennessee's Jerry Beck (1980-81, 1981-82), Akron's Joe Jakubick (1982-83, 1983-84), Tennessee State's Carlos Rogers (1992-93, 1993-94), UT Martin's Lester Hudson (2007-08, 2008-09), Morehead State's Kenneth Faried (2009-10, 2010-11), Murray State's Isaiah Canaan (2011-12, 2012-13), Belmont's Evan Bradds (2015-16, 2016-17) and Austin Peay's Terry Taylor (2019-20, 2020-21).

The OVC also has the honor of being the only conference to boast the nation's leaders in scoring, rebounding and assists all in one season. That feat was accomplished in 1991-92 by Morehead State's Brett Roberts (28.1 ppg), Murray State's Popeye Jones (14.4 rpg) and Tennessee Tech's Van Usher (8.8 apg).

In 2018, the OVC once again served as host for the NCAA Division I Men's Basketball Championship First and Second Rounds at Bridgestone Arena in Nashville. It marked the fourth-time the OVC served as hosts of the event (2000, 2005, 2012 and 2018).

Tennessee Tech has won or shared 18 regular-season women's basketball championships in

addition to nine OVC Tournament crowns; both are tops in OVC history. UT Martin added its name to the list of championship by capturing its first OVC Tournament title in 2011 and also winning championships in 2012, 2013 and 2014. The Skyhawks became just the fourth team in OVC history (and first since Austin Peay from 2000-03) to win four-straight tournament titles, while Belmont joined that club after winning its fourth-straight title in 2019 (2016-19).

Several coaches have made their mark in the history of OVC women's basketball. Former Tennessee Tech coach Marynell Meadors posted an amazing 363-139 (72.3%) record at Tech, becoming the first woman in NCAA or AIAW history to win 300 games at the same institution, while former Tennessee State skipper Teresa Phillips earned National Coach of the Year honors from USA Today in 1990 for turning around the Lady Tigers' program before going on to lead TSU to the NCAA Tournament in 1994 and 1995. Phillips was inducted into the OVC Hall of Fame in 2021 after completing a career in administration that saw her serve as TSU's Director of Athletics from 2002 through 2019. Tennessee Tech coach Bill Worrell capped a stellar 20-year career in 2005-06 and was inducted into the OVC Hall of Fame in 2007; he compiled a 408-190 record while leading the Golden Eagles to an unprecedented 16 OVC regular-season titles and eight NCAA Tournament appearances, including five straight from 1989-93. Larry Joe Inman, who retired at the conclusion of the 2007-08 season and was inducted into the OVC Hall of Fame in 2009, won more than 100 games at both Middle Tennessee and Eastern Kentucky, and earned OVC Coach of the Year honors a record eight times - five

times at ECU and three at MTSU. In 2012-13 Inman came out of retirement to take the Tennessee State job; in 2014-15 he led the Lady Tigers to its first OVC Tournament Championship since 1995. Inman once again retired following the 2016-17 season, with 545 career victories.

Many great players have graced the hardwood over the years, including former OVC Players of the Year Brooke Armistead and Gerlonda Hardin from Austin Peay, Pam Chambers, Jerilyn Harper, Cheryl Taylor, Angela Moorehead, Roschelle Vaughn, Diane Seng, Janet Holt and Emily Christian from Tennessee Tech; Morehead State's Donna Murphy, Priscilla Blackford and Chynna Bozeman; Eastern Kentucky's Kim Mays; Southeast Missouri's Gray C. Harris; Murray State's Ashley Hayes; UT Martin's Heather Butler, Jasmine Newsome and Chelsey Perry; and Belmont's Darby Maggard.

Morehead State center Brittany Pittman set new school, league and NCAA standards for blocked shots in 2008-09. Pittman swatted 164 shots during the season, setting a new NCAA single-season record (which has since been broken).

In 2012-13 the UT Martin duo of Jasmine Newsome and Heather Butler finished fifth and sixth nationally among NCAA scoring leaders. Newsome, the 2012 and 2013 OVC Player of the Year, averaged 22.6 points per game on the way to All-American honors while Butler averaged 22.4 points per contest. Butler set a NCAA record during the season by connecting on a 3-pointer in her 80th-straight game.

In 2013-14 Butler and Newsome capped their brilliant careers by ranking first and second in scoring in OVC history. Butler, the 2013-14 OVC Female Athlete of the Year,



2022 SOUTHEAST MISSOURI BASEBALL GUIDE

OVC HISTORY



finished her career with 2,865 points, which ranked first in OVC and 16th in NCAA history. She also finished her career with 392 career 3-pointers (which was tied for the most in NCAA history following her career but now ranks second) and scored in double figures in all 129 career games, which ranks fifth in NCAA history. Following the season Butler was signed by the WNBA's San Antonio Stars where she became the first OVC player to make an active WNBA roster. Newsome capped her career with 2,566 points, second only to Butler in OVC history.

The league also had another historical moment in November 2008 when the NCAA awarded Nashville the 2014 NCAA Women's Division I Final Four. The OVC served as the host of the prestigious event, which is one of the biggest sporting events the city of Nashville can host. The event was held April 6 and 8 at Bridgestone Arena in downtown Nashville and was played in front of sold-out crowds for both the semifinals and championship as UConn topped Notre Dame in a battle of undefeated teams to win its ninth national title.

In 2017-18, Belmont completed its second-straight undefeated league season, increasing its winning streak in Conference games (both regular season and tournament) to 46 games. The Bruins were ranked in both the USA Today Coaches Poll and Associated Press Poll during the year, becoming the first OVC team to be nationally-ranked since 1992-93. The Bruins finished the year ranked No. 23 in the AP poll.

Belmont guard Darby Maggard capped her career in 2018-19 by earning her fourth-straight first-team All-OVC honor in addition to earning her fourth-straight OVC All-Tournament honors. She became

the first player in NCAA history to make at least 400 3-pointers and dish out at least 650 assists in a career while her 92.4 percent career free throw percentage ranks first in NCAA history, her 2.77 assist-to-turnover ratio is third and her 430 made 3-pointers is fourth. She was one of just 19 players in OVC history to reach 2,000 career points (2,031) and she finished her career third in OVC history for assists (683). After the season Maggard finished as the national runner-up at the College 3-Point Championship.

In 2020-21, Belmont would become the first OVC women's basketball team to win a NCAA Tournament game since 1990 (Tennessee Tech), topping Gonzaga 64-59 in the first round in San Marcos, Texas.

UT Martin's Chelsey Perry, a two-time OVC Player of the Year, was selected 26th overall by the Indiana Fever in the third round of the 2021 WNBA Draft. It marked the highest-ever selection for an OVC player and the first UTM player selected in the Draft. Perry would end up making the Fever's roster and appear in regular season games.

Over its 73 years, OVC teams have garnered national championships and bowl games in football, along with national team or individual titles in the sports of rifle, cross country, track and golf.

The OVC has also produced several Olympic athletes, including Murray State's Morgan Hicks, who was a member of the 2004 United States Olympic Rifle Team and Morehead State's Brian Shimer who competed in five Winter Olympics in bobsled (winning a bronze medal in 2002) and coached the 2010 United States bobsled team to its first gold medal since 1948. Former Morehead State football and Eastern Kentucky track and field athlete Dallas Robinson competed with the U.S.

bobsled team during the 2014 Sochi Winter Olympics. In addition, some of the greatest players in professional sports were educated at OVC institutions. The list includes former greats such as football's Phil Simms (Morehead State) and Tony Romo (Eastern Illinois), basketball's Clem Haskins (Western Kentucky) and Kenneth Faried (Morehead State) and two-sport star Steve Hamilton (Morehead State) to present-day standouts like basketball players Ja Morant (Murray State), Robert Covington (Tennessee State) and Chelsey Perry (UT Martin), football player Jimmy Garoppolo (Eastern Illinois) and baseball player Alec Mills (UT Martin), who threw a no-hitter for the Chicago Cubs in 2020. Hamilton is the only athlete to ever play in the NCAA Basketball Championship, a Major League Baseball World Series (New York Yankees) and an NBA Championship Series (Los Angeles Lakers).

The OVC's first volleyball tournament was held in 1981, the same year Eastern Kentucky began a string of six-straight tournament crowns. Former ECU skipper Dr. Geri Polvino compiled a 627-439 record in 32 seasons as head coach of the Colonels, earning OVC Coach of the Year honors eight times. More recently, former Austin Peay coach Cheryl Holt and former Southeast Missouri skipper Cindy Gannon also earned their peers' recognition multiple times with four awards each.

Throughout the last 38 years, 11 different teams have won an OVC regular-season or tournament volleyball crown. Since joining the league in 1991, Southeast Missouri has dominated the scene, winning seven of its eight regular-season titles during the 1990's, including five straight from 1993-97. The Redhawks have

also won six tournament crowns (1994, 1996, 1998, 1999, 2000, 2019). Jacksonville State won back-to-back OVC Tournament Championships (2005, 2006) including going through the OVC undefeated (16-0) in 2006 and winning a NCAA Tournament match in 2010, the league's first NCAA victory since 2000.

Following the 2007 season, Jacksonville State's Abbey Breit was named the OVC Offensive Player of the Year for the third-straight season, becoming the first player in OVC history to accomplish that feat. She was later joined by Murray State's Scottie Ingram who won three-straight awards from 2014-16. Four other individuals - Eastern Kentucky's Angela Boykins (1985-86), Morehead State's Dayle Hammontree (1988-89), Southeast Missouri's Tuba Meto (1996-97) and Morehead State's Amy Almond (2001-02) - were back-to-back winners of the award.

Morehead State won its fourth-straight OVC volleyball regular season championship in 2013. Over that four-year period (2010-13) the Eagles compiled an impressive 67-3 league record.

During the 2020-21 season, Morehead State would compile a 15-1 record during the Conference-only spring season, top Jacksonville State in the OVC Tournament Championship match and go on to knock off Creighton 3-2 in the First Round of the NCAA Tournament. It marked the first NCAA win for the Eagles program.

Beach volleyball was introduced as the OVC's 19th-Championship sport prior to the 2020 campaign. That season was cut short due to the COVID-19 pandemic, making the 2021 season the first to be played to completion. Morehead State would finish 9-1 in league play to claim the regular season crown. The first-ever



2022 SOUTHEAST MISSOURI BASEBALL GUIDE

OVC HISTORY



OVC Championship was hosted by UT Martin and saw Austin Peay knock off the host Skyhawks to claim the title.

In 2007, Eastern Kentucky's Jacob Korir won his fourth-straight Conference cross country title becoming just the third OVC student-athlete and 13th athlete nationally to accomplish that feat. Korir was a three-time All-American in cross country, earning two top-10 finishes at the NCAA Cross Country Championship. The Nairobi, Kenya, native was also named a track and field All-American twice during his career, was selected as the OVC Male Athlete of the Year in 2006-07 and received the NCAA post graduate scholarship in 2008.

In 2011 the Eastern Kentucky men's cross country team earned a national ranking in the USTFCCCA poll, climbing to as high as No. 17; the ranking was the highest for an OVC team since the polls began in the early 1980s. The ECU men would qualify for the NCAA Championship, becoming the first OVC team to reach the national championship meet since 1980. Eastern Kentucky finished 26th overall at the event as junior Soufiane Bouchikhi was 47th in a field of 252 runners. On the women's side Eastern Kentucky senior Lydia Kosgei became the first ECU woman to ever qualify for the NCAA Championship and went on to finish 37th at the national meet to earn All-American honors.

A year later (2012) the ECU men's cross country team was ranked as high as No. 11 nationally and finished 24th at the NCAA Championship. Wade Meddles led the team with a 38th place finish at the event while Bouchikhi was 40th. In 2013 Eastern Kentucky placed 15th at the NCAA Championship, the highest national finish for an OVC team since 1980. Soufiane

Bouchikhi capped his career by winning his fourth-straight OVC Championship and earning National Runner of the Week honors during the season. Bouchikhi finished 26th at the NCAA Championship in 2013, earning All-American honors for the second-straight season. In 2014 ECU qualified for its fourth-straight NCAA Championship and finished 23rd overall and in 2015 earned its fifth-straight bid and finished 17th overall. ECU is only the second OVC team to ever qualify for five-straight NCAA Championships (ETSU being the other).

In 2016, Eastern Kentucky's Charlotte Imer finished 31st at the NCAA Championship, the second-highest finish ever by an OVC female (trailing only a 24th place finish by Samford's Lauren Blankenship in 2007).

In 2017, the Eastern Kentucky women's team earned its first national ranking as well as becoming the first OVC women's team to qualify for the NCAA Championship. The Colonels finished 23rd at the National Championship meet.

Following the 2017-18 season, long-time coaches Tom Akers (Eastern Illinois) and Rick Erdmann (Eastern Kentucky) retired. The duo combined for 118 OVC Championships and 115 OVC Coach of the Year Awards.

In 2007 the Conference had two teams in the NCAA Women's Soccer Tournament for the first time in league history, as former OVC member Samford earned an at-large selection while Southeast Missouri was the Conference's automatic bid.

Former Austin Peay standout and 2012 OVC Soccer Player of the Year Tatiana Ariza represented her native country of Colombia in both the 2012 Summer Olympics in London (earning a start against

the United States) as well as the 2015 FIFA Women's World Cup. In the 2015 event she assisted on the first World Cup goal in her country's history and in the following match helped her team to a 2-0 victory over France, giving Colombia its first-ever win at the event.

In 2016 SIUE turned in a major upset in the first round of the NCAA Division I Soccer Championship, advancing on penalty kicks 5-4 over No. 11-ranked Notre Dame. The Cougars became just the second OVC team to advance to the second round (joining Samford who topped Vanderbilt on penalty kicks in 2005).

For the first time under the current format, OVC men's golfers qualified for the NCAA National Championship in back-to-back years in 2013 and 2014. Austin Peay's Dustin Korte advanced from the regional to the national championship in 2013 (finishing 116th overall) while APSU's Marco Iten won the Auburn Regional in 2014 to qualify for the National Championship (finishing 55th). In 2015 OVC three individual men's golfers competed in the NCAA Regionals (one automatic berth and two at-large berths) in addition to the Eastern Kentucky team; the three individuals were the most from the OVC to qualify in one year under the current format.

In April 2016 Danny Willett won The Masters Championship in Augusta, Georgia. The former JSU standout, who was the 2006 OVC Freshman of the Year and the 2007 OVC Championship Medalist, entered the final round tied for fifth, three shots behind 2015 champion Jordan Spieth after rounds of 70-74-72. In the final round Willett fired a 5-under par round of 67 to finish at 283 (-5) and top the field by three shots. He became just the eighth player in Masters' history to win the

event in his first or second start and just the second Englishman to win the event.

Prior to 2018, no female women's golf had earned an at-large spot in the NCAA Regionals field. That changed when Jacksonville State junior Valentina Giraldo and Eastern Kentucky junior Elsa Moberly earned two of the 24 at-large spots in the NCAA field.

Another first for women's golf came in 2019 as Murray State senior Linette Holmslykke became the first OVC female golfer to qualify for the National Championship after finishing second at the Auburn Regional with a three round total of 211 (-5). Holmslykke finished 54th at the National Championship in addition to winning the NCAA's Elite 90 Award for having the highest G.P.A. among those competing at the Championship.

In 2009 it was OVC softball that accomplished several firsts as UT Martin (tournament champion) and Jacksonville State (at-large) were each selected for the NCAA Championship. Jacksonville State would take it a step farther by winning the Knoxville Regional (beating No. 13 national seed Tennessee along the way) to become the first OVC softball program to advance to a Super Regional. Jax State would fall to No. 4 Alabama in that Super Regional but finished the season 43-16 (19-2 OVC) and ranked 21st nationally in the ESPN.com/USA Softball poll and 24th nationally in the USA Today/NFCA poll.

In 2016 the OVC Softball Championship was held at a neutral site for the first time, as it was played at Choccolocco Park in Oxford, Alabama.

The league's baseball presence has continued to evolve since its inception. The OVC baseball tournament moved to a neutral



2022 SOUTHEAST MISSOURI BASEBALL GUIDE

OVC HISTORY



site for the first time in 2001 with Paducah, Kentucky and Brooks Stadium hosting the tournament in front of raucous crowds. The success of the tournament led to Jackson, Tennessee and The Ballpark at Jackson (the home of the Seattle Mariner's Class AA affiliate) – hosting the event for the first time in 2010. The championship moved to Choccolocco Park in Oxford, Alabama for two years (2017-18) before agreeing to a stay at Rent One Park in Marion, Illinois (home of the Frontier League Southern Illinois Miners) in 2019 and returning to Jackson in 2021.

The OVC also has made a statement in the NCAA Baseball Championship in recent years, with its teams involved in several memorable contests in the last decade. Tennessee Tech surprised Wake Forest in the opening round of the 2001 tournament and Southeast Missouri stunned host Alabama in the opening round of the 2002 championship. Five years later, Austin Peay captured the collegiate baseball world's attention by taking Vanderbilt, the 2007 No. 1 overall seed, to extra innings. Eastern Illinois pushed host Nebraska to the limit in 2008 followed by Tennessee Tech's memorable contest against host Clemson in 2009.

After not making the OVC Tournament field in either 2009 or 2010, Austin Peay, who was picked to finish seventh in the 2011 preseason poll, won the regular season and tournament championships to garner its fourth NCAA Tournament appearance. In the first game of NCAA Regional play the Govs knocked off host and No. 1 seed Georgia Tech 2-1.

In 2012 Austin Peay completed a "repeat squared" (back-to-back regular season and tournament championships) for the first-time in OVC history. The Govs would go on

to top Indiana State and Cal State Fullerton at the Eugene Regional, before falling to host Oregon in the regional final. It marked the first time since the 2000 season (Middle Tennessee) that an OVC team had won multiple NCAA Tournaments games in the same season.

Austin Peay completed a "3-Peayt" by winning its third-straight OVC Tournament crown in 2013. Along the way the Govs garnered the first nationally-ranking by an OVC team since 2009 (climbing to as high as 21st nationally) and tied the OVC single-season record with 47 victories. The Govs earned the No. 2 seed in the NCAA Bloomington Regional, becoming the first OVC team in the current regional format (since 1999) to earn anything other than a No. 4 seed. The squad topped Florida and Valparaiso to advance to the regional final for the second-straight season before losing to host Indiana. Govs senior closer Tyler Rogers was a big part of his team's success during the year, setting the NCAA single-season record for saves (23 – a mark that was later eclipsed during the College World Series).

In 2016 six OVC teams reached the 30-win plateau for the first time in league history; the previous single-season high had been four teams.

In 2017 the league could have been named the "Offensive Valley Conference" as teams combined for 753 home runs during the season, the most in league history. That was highlighted by a record 50 combined home runs being hit in 13 games at the OVC Tournament. Included in that was Morehead State sophomore Niko Hulsizer who hit his 27th home run of the season, establishing a new OVC single-season record.

In 2018 Tennessee Tech had

a 28-game winning streak in becoming a consensus nationally-ranked team across the six major Division I polls (reaching as high as No. 10, an all-time high rank by an OVC team). The Golden Eagles won a record 27 OVC games after losing in the OVC Tournament Championship game, became the first OVC team to earn an at-large berth into the NCAA Baseball Championship. Tech would go on to win three-straight elimination games in the Oxford Regional (including back-to-back games on the same day against host and No. 4 national seed Ole Miss) to become the first OVC team to reach the Super Regionals. The Golden Eagles would win game one against Texas before eventually losing two-straight to the Longhorns. Tennessee Tech finished the season with an OVC record 53 overall victories.

In 2018, a record 16 OVC players were selected in the Major League Baseball First-Year Player Draft (breaking the previous record of 12). Among the 16 players were eight Tennessee Tech players, a new record for an OVC school in a single-season.

In 2020, former Belmont standout Matt Beaty was on the 28-man active roster for Los Angeles as the Dodgers topped Tampa Bay four games to two to capture the World Series Championship. In the process he became the first former OVC player on an active roster for a World Series champion.

In 2021 Eastern Illinois shortstop Trey Sweeney was selected in the first round of the MLB Draft by the New York Yankees while Southeast Missouri pitcher Dylan Dodd was selected in the third round. Sweeney was just the third first round pick in OVC history, and he had Dodd were two of just 11 top three round selections from the league all-time;

it marked the first time the league had two top three round picks in the same draft.

A first in the OVC occurred in 2008, when the league had a first round draft pick in both the NFL (Tennessee State's Dominique Rodgers-Cromartie) and Major League Baseball (Eastern Kentucky's Christian Friedrich) Drafts in the same school year. A year later (2009) the league had a Major League Baseball First Round Compensation Round pick (Eastern Illinois' Tyler Kehrner who was No. 48 overall) and NBA Second Round pick (UT Martin's Lester Hudson) in the same season.

In March 2020 due to the COVID-19 public health emergency, spring sports were canceled across the OVC and the NCAA (including all winter and spring NCAA Championships). Conference play for Fall 2020 sports (football, soccer, volleyball, cross country) was pushed to the spring which saw every OVC Championship successfully completed in just a 112-day span (and all but one taking place in a 90-day span).

The playing field is not the only place where OVC athletes are working hard. The league also recognizes excellence in the classroom. Six Scholar-Athlete Awards are presented yearly to male and female athletes, while others are commended for their academic success by being Medal of Honor recipients or earning a spot on the Commissioner's Honor Roll. Additionally, the league annually presents one institutional Academic Achievement Award, as well as separate team awards in each Conference-sponsored sport. Since the College Sports Information Directors of America (CoSIDA) Academic All-America program began, the Ohio Valley Conference has had 298 student-



2022 SOUTHEAST MISSOURI BASEBALL GUIDE

OVC HISTORY



athletes honored with the award.

Through the early years of the league, administrators wrestled with fan behavior due to the close proximity of the Conference members and the intense rivalries which developed. Just as it did decades ago, the OVC took the leadership role on what has become a national issue. In 1995, the OVC implemented a first-of-its-kind "Sportsmanship Statement," a policy which promotes principles of fair play, ethical conduct and respect for one's opponent. The statement has become a model for others to follow across the nation and has answered the challenge of the NCAA Presidents Commission to improve sportsmanship in collegiate athletics.

Additionally, the OVC annually presents the Steve Hamilton Sportsmanship Award, in honor of the former Morehead State student-athlete, coach and athletics director, to a junior or senior student-athlete with significant athletic contributions who best exemplifies the characteristics of sportsmanship and citizenship. Most recently, the Conference has also implemented the OVC Institutional and Team Sportsmanship Awards, which are presented to one institution and 18 sport-specific teams voted by their peers to have best exhibited the standards of sportsmanship and ethical conduct as outlined by the OVC and NCAA.

The vision of leadership demonstrated by the Founding Fathers in 1948 remains alive today as the Ohio Valley Conference prepares for the future. One example is in regard to the current trend in collegiate athletics administration for increased involvement of university presidents in setting policies and making rules. The presidents of OVC institutions,

however, have always governed the Conference, long before presidential governance became a national theme.

The Ohio Valley Conference sponsors the following sports: baseball, basketball, cross country, football, golf, tennis and track for men, and basketball, cross country, golf, soccer, softball, tennis, track, volleyball and beach volleyball for women. In addition, the OVC also sponsors the combined men's and women's sport of rifle.

Now in its seventh decade of competition, the Ohio Valley Conference has grown significantly from its humble beginnings while increasing the number of athletics opportunities it provides for students. Current league representatives include charter members Morehead State University and Murray State University, along with Austin Peay State University, Belmont University, Eastern Illinois University, Southeast Missouri State University, Southern Illinois University Edwardsville, Tennessee State University, Tennessee Technological University and the University of Tennessee at Martin. The University of Tennessee at Chattanooga is an affiliate member for the sport of beach volleyball.



2022 SOUTHEAST MISSOURI BASEBALL GUIDE

2021 OVC CHAMPIONS



THURSDAY
Games 1 & 2

FRIDAY
Games 3 & 4

SATURDAY
Games 5 & 6

No. 1 Southeast Missouri 11

Game 1 -- 2:00 p.m.

No. 4 Austin Peay 8

No. 2 Murray State 8

Game 2 -- 6:00 p.m.

No. 3 Morehead State 7

No. 1 Southeast Missouri 6

Game 3 -- 1:15 p.m.

No. 2 Murray State 5

No. 4 Austin Peay 3

Game 4 -- 5:15 p.m.

No. 3 Morehead State 1

No. 1 Southeast Missouri 1

Game 6 -- 4:00 p.m.

No. 4 Austin Peay 6

Game 5 -- 12:00 p.m.

No. 2 Murray State 10

No. 2 Murray State 7

SUNDAY (GAME 7)

No. 2 Murray State 1

Game 7 -- 12:00 p.m.

No. 1 Southeast Missouri 10

No. 1 Southeast Missouri


**TOURNAMENT
CHAMPION**



BASEBALL 2021

CHAMPIONSHIP

2021 OVC Baseball Championship
May 27-30 • Jackson, Tennessee



OVC TOURNAMENT CHAMPIONS | 1998 • 2002 • 2016 • 2021
NCAA TOURNAMENT | 1998 • 2002 • 2016 • 2021



2022 SOUTHEAST MISSOURI BASEBALL GUIDE

2021 OVC STATISTICS



2021 Standings

	<u>OVC</u>	<u>Pct.</u>	<u>Overall</u>	<u>Pct.</u>
Southeast Missouri	17-10	.630	30-22	.577
Murray State	18-12	.600	33-25	.569
Morehead State	13-11	.542	24-23	.511
Jacksonville State	16-14	.533	26-27	.491
Austin Peay	16-14	.533	23-33	.411
Tennessee Tech	15-15	.500	22-25	.468
Eastern Illinois	14-16	.467	25-23	.521
Belmont	14-16	.467	22-30	.423
SIUE	13-17	.433	23-27	.460
Eastern Kentucky	13-17	.433	21-32	.396
UT Martin	10-17	.370	19-29	.396



Batting Average

Jacksonville State	.281
Tennessee Tech	.279
Morehead State	.279
SIUE	.278
Eastern Illinois	.275

Slugging Percentage

SIUE	.462
Murray State	.461
Tennessee Tech	.460
Morehead State	.455
Jacksonville State	.438

On-Base Percentage

Jacksonville State	.372
Eastern Illinois	.372
Morehead State	.371
Tennessee Tech	.370
Belmont	.369

Runs Scored

Murray State	375
Jacksonville State	322
Eastern Illinois	320
SIUE	315
Austin Peay	313

Hits

Murray State	537
Jacksonville State	511
Austin Peay	508
SIUE	484
Southeast Missouri	462

Runs Batted In

Murray State	334
SIUE	296
Jacksonville State	295
Eastern Illinois	286
Morehead State	280

Doubles

Murray State	115
Jacksonville State	106
SIUE	98
Eastern Kentucky	84
Austin Peay	84

Triples

SIUE	15
Murray State	13
Austin Peay	13
Jacksonville State	12
Eastern Kentucky	11

Home Runs

Murray State	84
Tennessee Tech	64
SIUE	64
Morehead State	60
UT Martin	58

Total Bases

Murray State	930
SIUE	804
Jacksonville State	797
Austin Peay	753
Tennessee Tech	719

Total Plate Appearances

Murray State	2346
Austin Peay	2249
Jacksonville State	2140
Eastern Kentucky	2034
Southeast Missouri	2031

At Bats

Murray State	2019
Austin Peay	1907
Jacksonville State	1818
Eastern Kentucky	1781
SIUE	1742

Walks

Belmont	248
Murray State	247
Austin Peay	246
Eastern Illinois	227
Jacksonville State	218

Hit By Pitch

Jacksonville State	64
Southeast Missouri	55
Tennessee Tech	52
Belmont	52
Eastern Kentucky	50

Strikeouts

Murray State	526
SIUE	466
Austin Peay	466
UT Martin	451
Belmont	433

SAC Bunts

Southeast Missouri	32
Tennessee Tech	27
Austin Peay	26
Morehead State	23
Belmont	23

SAC Flies

Jacksonville State	32
Austin Peay	26
Four tied with	20

Stolen Bases

Austin Peay	67
Murray State	66
Tennessee Tech	61
Southeast Missouri	60
Belmont	59

Earned Run Average

Jacksonville State	4.30
UT Martin	5.24
Murray State	5.34
Southeast Missouri	5.46
Belmont	5.59

Opposing Batting Average

Jacksonville State	.257
Belmont	.261
Eastern Kentucky	.271
UT Martin	.272
Southeast Missouri	.278

Innings Pitched

Murray State	504.0
Austin Peay	487.1
Southeast Missouri	455.1
Eastern Kentucky	454.1
Jacksonville State	454.0

Batters Struck Out

Eastern Kentucky	474
Murray State	454
Southeast Missouri	448
Jacksonville State	443
UT Martin	413

Batters Struck Out Looking

Eastern Kentucky	136
Jacksonville State	130
UT Martin	129
Murray State	125
Two tied with	116

Wins

Murray State	33
Southeast Missouri	30
Jacksonville State	26
Eastern Illinois	24
Morehead State	24



2022 SOUTHEAST MISSOURI BASEBALL GUIDE

2021 OVC STATISTICS



Losses

Austin Peay.....	33
Eastern Kentucky.....	32
Belmont.....	30
UT Martin.....	29
Jacksonville State.....	27

Saves

Southeast Missouri	14
Eastern Illinois.....	12
Eastern Kentucky.....	11
Morehead State.....	11
Two tied with.....	10

Runners Picked Off

Eastern Illinois.....	11
Belmont.....	11
Jacksonville State.....	10
Three tied with.....	7

Hits Allowed

Belmont.....	437
Tennessee Tech.....	439
Jacksonville State.....	441
UT Martin.....	446
Morehead State.....	456

Runs Allowed

Jacksonville State.....	244
UT Martin.....	288
Morehead State.....	297
Southeast Missouri	302
Eastern Illinois.....	307

Earned Runs Allowed

Jacksonville State.....	217
UT Martin.....	241
Morehead State.....	251
Tennessee Tech.....	272
Two tied with.....	274

Walks Allowed

UT Martin.....	159
Eastern Illinois.....	161
Southeast Missouri	177
Morehead State.....	197
Tennessee Tech.....	199

Home Runs Allowed

Jacksonville State.....	32
Southeast Missouri	51
SIUE.....	56
UT Martin.....	57
Two tied with.....	58

Batting Average

Jackson Feltner, MOR.....	.390
Trey Sweeney, EIU.....	.382
Tyler Wilber, SEMO.....	.378
Bryce Hensor, MOR.....	.354
Jevon Mason, SEMO.....	.350

Slugging Percentage

Trey Sweeney, EIU.....	.712
Jackson Feltner, MOR.....	.652
Jordan Cozart, MUR.....	.645
Cody Littlejohn, TTU.....	.635
Golston Gillespie, TTU.....	.616

On-Base Percentage

Trey Sweeney, EIU.....	.522
Logan Jarvis, BEL.....	.474
Carson Shacklett, BEL.....	.458
Jackson Feltner, MOR.....	.452
Jevon Mason, SEMO.....	.447

Runs Scored

Jake Slunder, MUR.....	57
Jordan Cozart, MUR.....	55
Bryce Hensor, MOR.....	53
Trey Sweeney, EIU.....	52
John Behrends, BEL.....	49

Hits

Tyler Wilber, SEMO.....	76
Jordan Cozart, MUR.....	72
Brett Roberts, TTU.....	70
Three tied with.....	68

Runs Batted In

Jordan Cozart, MUR.....	59
Trey Sweeney, EIU.....	58
Jack Gardner, MOR.....	55
Alex Webb, JSU.....	54
Logan Jarvis, BEL.....	53

Doubles

Bryson Bloomer, MUR.....	19
Jordan Cozart, MUR.....	18
Ryan Perkins, MUR.....	18
Jack Alexander, APSU.....	17
Two tied with.....	16

Triples

Logan Jarvis, BEL.....	5
TJ Foreman, APSU.....	4
Peyton Leeper, SEMO.....	4
10 tied with.....	3

Home Runs

Jordan Cozart, MUR.....	19
Brock Anderson, MUR.....	19
Three tied with.....	14

Total Bases

Jordan Cozart, MUR.....	147
Brock Anderson, MUR.....	131
Trey Sweeney, EIU.....	121
Bryson Bloomer, MUR.....	119
Alex Webb, JSU.....	113

Walks

Brett Johnson, SIUE.....	46
Trey Sweeney, EIU.....	46
Logan Jarvis, BEL.....	44
Carson Shacklett, BEL.....	41
Two tied with.....	37

Stolen Bases

Jake Slunder, MUR.....	25
Andrew Keck, SEMO	17
Brett Roberts, TTU.....	17
Daniel Harris IV, EKU.....	15
Tre Kirklin, JSU.....	14

Total Plate Appearances

Jake Slunder, MUR.....	264
Jordan Cozart, MUR.....	262
Brock Anderson, MUR.....	262
Bryson Bloomer, MUR.....	258
Gion Avros, APSU.....	256

At Bats

Jake Slunder, MUR.....	233
Brock Anderson, MUR.....	232
Bryson Bloomer, MUR.....	229
Jordan Cozart, MUR.....	228
Cole Frederick, JSU.....	224

Earned Run Average

Christian Edwards, JSU.....	2.48
Dylan Dodd, SEMO.....	3.17
Jacob Pennington, MUR.....	3.38
Cameron Doherty, EIU.....	3.45
Colin Casey, JSU.....	3.63

Opposing Batting Average

Christian Edwards, JSU.....	.175
John Bakke, MOR.....	.223
Jacob Pennington, MUR.....	.223
Dylan Dodd, SEMO.....	.227
Drew McIlwain, APSU.....	.229

Innings Pitched

Dylan Dodd, SEMO.....	96.2
Darren Williams, EKU.....	83.1
Winston Cannon, UTM.....	81.0
Jason Goe, MOR.....	80.0
Joshua South, BEL.....	78.2

Batters Struck Out

Dylan Dodd, SEMO.....	120
Darren Williams, EKU.....	92
Winston Cannon, UTM.....	83
Christian Edwards, JSU.....	83
Two tied with.....	78

Wins

Dylan Dodd, SEMO.....	9
Cory Conway, MOR.....	8
Jake Jones, MUR.....	7
Four tied with.....	6

Saves

Will Brian, EKU.....	10
Connor Holden, MUR.....	7
John Bakke, MOR.....	7
Corley Woods, JSU.....	7
Two tied with.....	6

Appearances

Jacob Abbott, EKU.....	33
Kyle Brennan, BEL.....	27
John Bakke, MOR.....	27
Alec Whaley, MUR.....	27
Two tied with.....	26

Games Started

Dylan Dodd, SEMO.....	15
Joshua South, BEL.....	14
Jake Lewis, EKU.....	14
Winston Cannon, UTM.....	14
Shane Burns, MUR.....	14

Losses

Darren Williams, EKU.....	8
Six tied with.....	6

2021 Ranking



2022 SOUTHEAST MISSOURI BASEBALL GUIDE

OVC TOURNAMENT



2022 OVC Baseball Championship Format

Wednesday, May 25

Game 1: #5 Seed vs. #8 Seed, 8 a.m., CT (ESPN+)

Game 2: #6 Seed vs. #7 Seed, 11:30 a.m., CT (ESPN+)

Game 3: #4 Seed vs. Winner Game 1, 3 p.m., CT (ESPN+)

Game 4: #3 Seed vs. Winner Game 2, 6:30 p.m., CT (ESPN+)

Note: First four games are single elimination

Thursday, May 26

Game 5: #1 Seed vs. Winner Game 3, 10 a.m., CT (ESPN+)

Game 6: #2 Seed vs. Winner Game 4, 2 p.m., CT (ESPN+)

Game 7: Game 5 Loser vs. Game 6 Loser, 6 p.m., CT (ESPN+)

Friday, May 27

Game 8: Winner Game 5 vs. Winner Game 6, 1 p.m., CT (ESPN+)

Game 9: Winner Game 7 vs. Loser Game 8, 5 p.m., CT (ESPN+)

Saturday, May 28


Game 10: Winner Game 8 vs. Winner Game 9, 11 a.m., CT (ESPN+)

Note: The Championship Game (Game 10) is "Winner Take All."

The 2022 Ohio Valley Conference Baseball Championship will be held May 25-28 at the Lexington Legends Ballpark in Lexington, Kentucky.

The Championship has been held at four neutral locations since 2001, including Paducah, Kentucky (2001-09), Jackson, Tennessee (2010-16 and 2021), Oxford, Alabama (2017-18) and Marion, Illinois (2019).

Last year, Southeast Missouri claimed its fourth OVC Tournament Championship crown by topping Murray State in the title game.



#LETSSOAR



RECORDS





2022 SOUTHEAST MISSOURI BASEBALL GUIDE

HONORS & AWARDS



OVC Regular-Season Titles

Year	Coach
2002	Mark Hogan
2014	Steve Bieser
2015	Steve Bieser
2016	Steve Bieser
2021	Andy Sawyers

OVC Tournament Titles

Year	Coach
1998	Mark Hogan
2002	Mark Hogan
2016	Steve Bieser
2021	Andy Sawyers

OVC Coach of the Year

2002	Mark Hogan
2014	Steve Bieser
2016	Steve Bieser
2021	Andy Sawyers

OVC Player of the Year

1995	Rex Crosnoe
2000	Jeremy Johnson
2001	Clemente Bonilla
2011	Trenton Moses
2012	Trenton Moses
2014	Matt Tellor

OVC Pitcher of the Year

1995	David Michel
1998	Ryan Spille
2001	Todd Pennington
2002	Brad Purcell
2003	Tim Alvarez
2014	Travis Hayes
2015	Joey Lucchesi

2016	Joey Lucchesi
2021	Dylan Dodd

OVC Rookie of the Year

2000	Jeffrey Hilz
2003	Justin Christian
2007	Jim Klocke
2010	Shae Simmons

First-Team All-OVC

1992	Todd Shylanski, C
1993	Rex Crosnoe, C
	Scott Pruneau, UT
1994	Rex Crosnoe, C
1995	Tom Bruer, 3B
	Rex Crosnoe, C
	David Michel, P
	Troy Pehle, P
	Kerry Robinson, OF
1996	Tom Bruer, UT
1997	LaMonte Collier, OF
1998	Ryan Spille, P
1999	Jeremy Johnson, OF
	Ryan Spille, P
2000	Lanson Debrock, P
	Jeffrey Hilz, P
	Jeremy Johnson, OF
	Darin Kinsolving, 1B
	Charlie Marino, OF
2001	Clemente Bonilla, 2B
	Zach Borowiak, SS
	Jeff Bourbon, C
2002	Vern Hatton, OF
	Brad Purcell, P
	Denver Stuckey, 3B
2003	Tim Alvarez, P
	Justin Christian, 2B
	Brian Hopkins, OF

2004	Brad Smith, P
2005	Eric Horstman, 3B
2006	Levi Olson, C
	Omar Padilla, 2B
2007	Asif Shah, UT
2008	Tyrell Cummings, OF
	Jim Klocke, C
	Matt Wagner, 1B
2009	Jim Klocke, C
	Tyrell Cummings, OF
2010	Jim Klocke, C
	Casey Jones, UT
	Shae Simmons, RP
2011	Trenton Moses, 3B
	Michael Adamson, OF
2012	Derek Gibson, OF
	Trenton Moses, 3B
2014	Derek Gibson, OF
	Travis Hayes, SP
	Matt Tellor, 1B
2015	Joey Lucchesi, SP
2016	Branden Boggetto, SS
	Chris Osborne, OF
	Garrett Gandolfo, DH
	Joey Lucchesi, SP
	Robert Beltran, SP
2017	Dan Holst, OF
2018	Justin Dirden, OF
	Trevor Ezell, INF
	Carlos Vega, RHP
2019	Tyler Wilber, SS
2021	Dylan Dodd, LHP

Second-Team All-OVC

1992	Rhett Pierce, OF
1993	Darrell Dannenmueller, P
	Kerry Robinson, OF
1994	Mat Mitts, P
	Sherron Rives, SS
	Brian Schaeffer, OF
1995	Brian Schaeffer, OF
1996	LaMonte Collier, OF
	Rusty Curran, SS
1997	Mike Miller, UT
1998	Steve Lowe, SS
	Charlie Marino, OF
	Jason Swearingen, P
	Kyle Yount, 2B
1999	Dan Huesgen, P
2000	Kevin Meyer, OF
2002	Tim Alvarez, P
	Clemente Bonilla, 2B
	Zach Borowiak, SS
	Tristen McDonald, C
	Brandon Smith, P
2003	Zach Borowiak, SS
	Tristen McDonald, C
	Denver Stuckey, 3B
2004	Eric Horstman, IF



Trenton Moses became only the third player in OVC history to win OVC Player of the Year honors two years in a row.



2022 SOUTHEAST MISSOURI BASEBALL GUIDE

HONORS & AWARDS



2007 Frank Montiel, OF
 2009 Dustin Renfrow, P
 2010 Louie Haseltine, DH
 2010 Kenton Parmley, SS
 2010 Louie Haseltine, OF
 2010 Michael Adamson, OF
 2010 Kyle Guimeny, P
 2011 Jordan Underwood, P
 2011 Logan Mahon, P
 2012 Kenton Parmley, SS
 2012 Shae Simmons, P
 2015 Ryan Rippee, 1B
 2015 Branden Boggetto, SS
 2015 Garrett Gandolfo, DH
 2015 Andy Lennington, UTIL
 2016 Trevor Ezell, 2B
 2016 Clay Chandler, SP
 2017 Brian Lees, C
 2017 Chris Osborne, OF
 2017 Justin Murphy, SP
 2017 Clay Chandler, SP
 2021 Tyler Wilber, SS

Honorable Mention

1994 Richie Pierce, P
 1996 Shawn Clark, 1B
 1996 Jason Swearingen, P
 1998 Darin Kinsolving, 3B
 1999 Phil Warren, OF
 1999 Kyle Yount, 2B
 2000 Tommy Thomas, P
 2002 Mark Frazier, P
 2002 Brian Hopkins, OF
 2004 Eric Bracamonte, SS

OVC All-Newcomer/Freshman Team

2006 Andrew Graham, IF
 2006 Aaron Rave, IF
 2007 Nick Harris, OF
 2007 Jim Klockem, C
 2007 Josh Syberg, P
 2008 Trenton Moses, 3B
 2009 Kenton Parmley, SS
 2010 Shae Simmons, RP
 2012 Ryan Barnes, DH
 2012 Jason Blum, OF
 2012 Andy Lennington, UT
 2013 Clayton Evans, OF
 2015 Trevor Ezell, 3B
 2017 Danny Wright, 2B
 2019 Noah Niznik, LHP
 2021 Kyle Miller, RHP
 2021 Collin Wilma, RHP

OVC All-Tournament Team

1995 Rex Crosnoe, C
 1995 Tom Breuer, INF
 1995 Kerry Robinson, OF
 1995 Brian Schaefer, OF

1997 Larry Rothweil, P
 1997 LaMonte Collier, INF
 1997 Kyle Yount, INF
 1997 Mike Miller, UT
 1998 Jason Swearingen, P
 1998 Brad Hoehner, C
 1998 Steve Lowe, INF
 1998 Jeremy Johnson, OF (MVP)
 1998 Charlie Marino, OF
 1998 Phil Warren, OF
 2000 Darin Kinsolving, INF
 2000 Jeremy Johnson, OF
 2000 Phil Warren, DH
 2000 Lanson Debrock, P
 2002 Tristen McDonald, C
 2002 Clemente Bonilla, INF (MVP)
 2002 Zach Borowiak, INF
 2002 Vern Hatton, OF
 2002 Brad Purcell, P
 2003 Gary Gilbert, INF
 2003 Tim Alvarez, P
 2004 Ernie Bracamonte, INF
 2004 Gary Gilbert, INF
 2004 Eric Horstman, OF
 2004 Frankie Montiel, OF
 2004 Derek Herbig, P
 2006 Dustin Pritchett, OF
 2007 Jim Klocke, UT
 2008 Jim Klocke, INF
 2008 Matt Wagner, INF
 2008 Matt Wulfers, DH
 2008 Dustin Renfrow, P
 2009 Kenton Parmley, INF
 2011 Casey Jones, INF
 2011 Kenton Parmley, INF
 2012 Brad LaBruyere, P
 2012 Kenton Parmley, INF
 2013 Jason Blum, INF
 2014 Cole Bieser, OF
 2015 Branden Boggetto, INF
 2015 Travis Hayes, P
 2016 Dalton Hewitt, OF
 2016 Garrett Gandolfo, OF/INF
 2016 Hunter Leeper, INF
 2016 Dan Holst, OF
 2016 Chris Osborne, OF
 2016 Scott Mitchell, C
 2016 Joey Lucchesi, P (MVP)
 2017 Danny Wright, INF
 2021 Dylan Dodd, LHP
 2021 Peyton Leeper, 3B
 2021 Jevon Mason, LF
 2021 Kyle Miller, RHP
 2021 Wade Stauss, C (MVP)
 2021 Danny Wright, CF

All-Americans

1968 Keith Newcombe
 1968 Steve Vaughn
 1976 Trae Hastings
 1976 Dan Wieser
 1976 Mark Amick
 1982 Steve Williams
 1983 Steve Williams
 1983 Lance Hemmer
 1989 Dan Shy
 1991 Todd Shylanski
 1998 Jeff Bourbon
 1998 Ryan Spille
 2000 Zach Borowiak
 2000 Jeremy Johnson
 2001 Clemente Bonilla
 2001 Todd Pennington
 2003 Tim Alvarez
 2003 Justin Christian
 2004 Brad Smith
 2007 Nick Harris
 2007 Jim Klocke
 2009 Jim Klocke
 2010 Jim Klocke
 2010 Shae Simmons
 2011 Trenton Moses
 2012 Trenton Moses
 2014 Derek Gibson
 2014 Matt Tellor
 2014 Jason Blum
 2015 Jason Blum
 2015 Trevor Ezell
 2017 Danny Wright
 2021 Dylan Dodd

Dick Howser Award Finalist

2014 Derek Gibson

Lowes Senior CLASS Award Finalist

2010 Jim Klocke

SEMO Athletics Hall of Fame

Joe Uhls (Class of 2002)
 Steve Williams (Class of 2004)
 Ryal Tibi (Class of 2006)
 1976 Team (Class of 2006)
 Kerry Robinson (Class of 2008)
 Dale Meier (Class of 2010)
 Clarence Bergman (Class of 2010)
 Jeremy Johnson (Class of 2011)
 Galen McSpadden (Class of 2012)
 Don Metz (Class of 2014)
 Trae Hastings (Class of 2015)
 Mark Hogan (Class of 2015)
 Jim Klocke (Class of 2016)
 1998 Team (Class of 2017)
 Todd Pennington (Class of 2018)
 Joey Lucchesi (Class of 2021)
 Trenton Moses (Class of 2021)



2022 SOUTHEAST MISSOURI BASEBALL GUIDE

SINGLE-SEASON HITTING



Games Played

1. Garrett Gandolfo, 2016	60
2. Branden Boggetto, 2016	59
Trevor Ezell, 2016	59
Dan Holst, 2016	59
Trevor Ezell, 2015	59
Branden Boggetto, 2015	59
Ryan Rippee, 2015	59
Dalton Hewitt, 2015	59
Jason Blum, 2013	59
Kody Campbell, 2012	59
Trenton Moses, 2012	59
Eric Horstman, 2005	59
Frank Montiel, 2005	59

Batting Average

(Minimum 70 At-Bats)

1. Dan Shy, 1989	.489
2. Chris Shadowens, 1986	.441
3. Todd Shylanski, 1991	.439
4. Dan Patterson, 1984	.438
5. Lon Steward, 1986	.433
6. Steve Vaughn, 1965	.429
7. LaMonte Collier, 1997	.426
8. Chris Janet, 1982	.418
9. Brent Wood, 1982	.415
10. Jeremy Johnson, 1999	.412

At-Bats

1. Trevor Ezell, 2015	246
2. Kenton Parmley, 2012	245
3. Trevor Ezell, 2016	242
Branden Boggetto, 2016	242
Branden Boggetto, 2015	242
6. Garrett Gandolfo, 2016	239
7. Michael Adamson, 2010	237
Kenton Parmley, 2010	237
9. Matt Tellor, 2013	235
10. Ryan Rippee, 2015	234

Runs Scored

1. Trevor Ezell, 2016	70
2. Kenton Parmley, 2010	67
3. Trevor Ezell, 2015	66
4. Branden Boggetto, 2016	64
Michael Adamson, 2011	64
6. Michael Adamson, 2010	63
7. Charlie Marino, 1998	62
8. Chris Osborne, 2017	61
Dan Holst, 2016	61
Eric Horstman, 2004	61
Jeremy Johnson, 2000	61

Hits

1. Michael Adamson, 2010	92
2. Derek Gibson, 2014	91
3. Matt Tellor, 2014	90
Kenton Parmley, 2010	90
5. Kenton Parmley, 2012	89
6. Trenton Moses, 2012	87
Kerry Robinson, 1995	87
Trevor Ezell, 2018	87
9. LaMonte Collier, 1997	86
10. Garrett Gandolfo, 2016	85
Jim Klocke, 2010	85

Doubles

1. Kevin Meyer, 2000	25
2. Branden Boggetto, 2015	23
Michael Adamson, 2010	23
4. Frank Montiel, 2004	22
Jim Klocke, 2010	22
6. Garrett Gandolfo, 2016	21
Jason Blum, 2013	21
8. Jim Klocke, 2009	20
Clemente Bonilla, 2001	20
LaMonte Collier, 1997	20
Tristen Gagan, 2018	20

Triples

1. Vern Hatton, 2002	9
2. Steve Vaughn, 1965	8
3. Scott Hopper, 1995	7
4. Trevor Ezell, 2015	6
5. Andy Lennington, 2014	5
Eric Horstman, 2004	5
Jeremy Johnson, 1999	5
Steve Lowe, 1999	5
Kerry Robinson, 1995	5
Steve Bieser, 1989	5
Dan Shy, 1989	5

Home Runs

1. Charlie Marino, 1998	21
2. Dan Patterson, 1985	20
3. Trenton Moses, 2012	19
Jeremy Johnson, 2000	19
5. Brian Hopkins, 2003	18
Steve Williams, 1983	18
7. Louie Haseltine, 2010	17
Darin Kinsolving, 2000	17
Charlie Marino, 2000	17
Kerry Kumer, 1987	17

Runs Batted In

1. Matt Tellor, 2014	71
2. Derek Gibson, 2014	70
3. Justin Dirden, 2018	68
4. Brian Schaefer, 1995	67
5. Jim Klocke, 2010	66
Casey Jones, 2010	66
7. Charlie Marino, 2000	64
Tristen Gagan, 2018	64
9. Tristen Gagan, 2017	62
10. Garrett Gandolfo, 2016	61
Branden Boggetto, 2016	61
Branden Boggetto, 2015	61
Trenton Moses, 2012	61

Walks

1. Clemente Bonilla, 2001	61
2. Dan Holst, 2016	55
3. Clemente Bonilla, 2002	54
4. Trevor Ezell, 2016	53
Clemente Bonilla, 1999	53
6. Dan Holst, 2017	49
7. Garrett Gandolfo, 2016	43
Trenton Moses, 2012	42
Jeremy Johnson, 2000	42
10. Trevor Ezell, 2015	41
Dalton Hewitt, 2015	41
Kody Campbell, 2012	41

Strikeouts

1. Bo Jenkins, 2004	70
2. Ryan Rippee, 2015	60
3. Justin Dirden, 2018	61
4. Cole Bieser, 2012	59
5. Wade Stauss, 2018	58
6. Daniel Schuh, 2006	57
7. Brandon Boggetto, 2013	54
Louie Haseltine, 2010	54
Robert Kern, 1998	54
10. Andy Lennington, 2014	52
Charlie Marino, 2000	52
Danny Wright, 2019	52

Hit By Pitch

1. Jason Blum, 2013	23
2. Jason Blum, 2015	18
Jason Blum, 2014	18
Trenton Moses, 2012	18
Peyton Faulkner, 2018	18
6. Jeremy Johnson, 1998	15
Charlie Marino, 1998	15
Hunter Southerland, 2019	15
Wade Stauss, 2021	15

9. Omar Padilla, 2006	14
Jim Gerwitz, 1997	14

Total Bases

1. Trenton Moses, 2012	162
2. Brian Hopkins, 2003	160
3. Matt Tellor, 2014	153
4. Jeremy Johnson, 2000	151
5. Jim Klocke, 2010	146
6. Vern Hatton, 2002	144
Charlie Marino, 1998	144
8. Kenton Parmley, 2012	143
9. Branden Boggetto, 2015	141
Jeremy Johnson, 1999	141
Justin Dirden, 2018	141

Slugging Percentage

(Minimum 70 At-Bats)

1. Dan Shy, 1989	.965
2. Steve Vaughn, 1965	.943
3. Dan Patterson, 1985	.854
4. Kerry Kumer, 1987	.853
5. Dan Patterson, 1984	.850
6. Chris Shadowens, 1986	.832
7. Steve Williams, 1982	.823
8. Steve Williams, 1983	.814
9. Brian Hopkins, 2003	.792
10. Jeremy Johnson, 2000	.770

On-Base Percentage

(Minimum 70 At-Bats)

1. Clemente Bonilla, 2001	.564
2. Dan Shy, 1989	.549
3. Steve Vaughn, 1965	.545
4. Trenton Moses, 2012	.531
5. Lon Steward, 1985	.519
6. Todd Shylanski, 1991	.516
7. Jeremy Johnson, 2000	.514
8. Dan Holst, 2017	.509
9. Trenton Moses, 2011	.502
10. Darin Kinsolving, 2000	.498

Stolen Bases

1. Doug Muench, 1986	33
2. LaMonte Collier, 1997	24
3. Trevor Ezell, 2016	23
Jason Blum, 2014	23
Lance Craft, 1997	23
6. Dan Holst, 2016	22
7. Connor Basler, 2019	21
8. Kerry Robinson, 1995	20
Rhett Pierce, 1992	20
Tony Gongwer, 1986	20
Mark Amick, 1976	20

Consecutive Streaks

Longest Hitting Streak	47 games
Kenton Parmley (2012); 3rd longest in NCAA history	
Reaching Base Safely	79 games
Trenton Moses	

Last Time it Happened

Hit for the Cycle	Chris Osborne
	at Austin Peay (4/10/16)
Played Nine Defensive Positions	Hunter Leeper
	vs. Belmont (5/21/16)



2022 SOUTHEAST MISSOURI BASEBALL GUIDE

CAREER HITTING



Games Started

1. Connor Basler, 2017-21	225
2. Kenton Parmley, 2009-12	217
3. Jeremy Johnson, 1997-00	216
4. Jim Klocke, 2007-10	213
Zach Borowiak, 2000-03	213
Clemente Bonilla, 1999-02	213
Jeff Bourbon, 1998-01	213
8. Danny Wright, 2017-21	212
9. Jason Blum, 2012-15	210
10. Denver Stuckey, 2000-03	205

Batting Average

(Minimum 200 At-Bats)

1. Dan Shy, 1988-89	.426
2. Lon Steward, 1985-86	.406
3. Todd Shylanski, 1991-92	.387
4. Tyler Wilber, 2019-Pres.	.384
Dan Patterson, 1984-86	.384
6. Doug Muench, 1985-86	.377
7. LaMonte Collier, 1996-97	.376
8. Michael Adamson, 2010-11	.373
9. Casey Jones, 2010-11	.362
Jim Klocke, 2007-10	.362

At-Bats

1. Kenton Parmley, 2009-12	882
2. Danny Wright, 2017-21	831
3. Zach Borowiak, 2000-03	830
4. Jason Blum, 2012-15	806
Andy Lennington, 2012-15	806
6. Jeremy Johnson, 1997-00	800
7. Jim Klocke, 2007-10	782
8. Branden Boggetto, 2013-16	777
9. Connor Basler, 2017-21	775
10. Jeff Bourbon, 1998-01	754

Runs Scored

1. Jeremy Johnson, 1997-00	214
2. Kenton Parmley, 2009-12	206
Jim Klocke, 2007-10	206
4. Trevor Ezell, 2015-18	194
5. Jason Blum, 2012-15	193
6. Denver Stuckey, 2000-03	178
7. Clemente Bonilla, 1999-02	172
8. Trenton Moses, 2008-12	159
9. Branden Boggetto, 2013-16	158
Jeff Bourbon, 1998-01	151
Darin Kinsolving, 1997-00	151

Hits

1. Kenton Parmley, 2008-12	302
2. Jeremy Johnson, 1997-00	287
3. Jim Klocke, 2007-10	283
4. Zach Borowiak, 2000-03	271
5. Trevor Ezell, 2015-18	251
6. Andy Lennington, 2012-15	246
7. Trenton Moses, 2008-12	244
8. Danny Wright, 2017-21	240
9. Denver Stuckey, 2000-03	237
10. Jason Blum, 2012-15	233

Doubles

1. Zach Borowiak, 2000-03	68
2. Jeremy Johnson, 1997-00	65
3. Jeff Bourbon, 1998-01	62
4. Branden Boggetto, 2013-16	61
5. Jim Klocke, 2007-10	59
Clemente Bonilla, 1999-02	59
7. Denver Stuckey, 2000-03	56
8. Andy Lennington, 2012-15	55
9. Kenton Parmley, 2009-12	51
10. Jason Blum, 2012-15	50
Trenton Moses, 2008-12	50

Triples

1. Vern Hatton, 2001-02	13
Trevor Ezell, 2015-18	13
3. Jeremy Johnson, 1997-00	11
Scott Hopper, 1994-96	11
Steve Vaughn, 1965-67	11
6. Andy Lennington, 2012-15	10
Jeff Steffens, 1987-90	10
8. Don Metz, 1967-70	9
Nick Harris, 2007-11	9
10. Kerry Robinson, 1993-95	8
Brian Moeglin, 1991-94	8
Chris Janet, 1981-84	8

Home Runs

1. Steve Williams, 1981-84	52
2. Jeremy Johnson, 1997-00	49
Darin Kinsolving, 1997-00	49
4. Dan Patterson, 1984-86	40
5. Charlie Marino, 1998-00	39
6. Trenton Moses, 2008-12	36
7. Jeff Bourbon, 1998-01	34
8. Kenton Parmley, 2008-12	32
Jim Klocke, 2007-10	32
10. Matt Wagner, 2007-09	31
Brian Hopkins, 2001-03	31

Runs Batted In

1. Jim Klocke, 2007-10	190
2. Jeremy Johnson, 1997-00	184
3. Steve Williams, 1981-84	167
4. Branden Boggetto, 2013-16	164
5. Trenton Moses, 2008-12	163
6. Jeff Bourbon, 1998-01	161
7. Darin Kinsolving, 1997-00	157
8. Andy Lennington, 2012-15	155
9. Zach Borowiak, 2000-03	154
10. Matt Wagner, 2007-09	152

Walks

1. Clemente Bonilla, 1999-02	207
2. Jason Blum, 2012-15	123
3. Trevor Ezell, 2015-18	122
4. Jim Klocke, 2007-10	121
5. Jeremy Johnson, 1997-00	117
6. Darin Kinsolving, 1997-00	116
7. Dan Holst, 2016-17	104
8. Trenton Moses, 2008-12	103
9. Danny Wright, 2017-21	100
10. Trevor Ezell, 2015-present	97

Hit By Pitch

1. Jason Blum, 2012-15	68
2. Trenton Moses, 2008-2012	49
3. Danny Wright, 2017-21	35
4. Connor Basler, 2017-21	30
5. Wade Stauss, 2018-21	28
4. Omar Padilla, 2006-07	27
Jeremy Johnson, 1997-00	27
6. Peyton Faulkner, 2018-19	26
7. Daryl Graham, 2006-07	25
Darin Kinsolving, 1997-00	25
Tom Breuer, 1993-96	25

Total Bases

1. Jeremy Johnson, 1997-00	521
2. Kenton Parmley, 2009-12	457
3. Jim Klocke, 2007-10	442
4. Zach Borowiak, 2000-03	425
5. Trenton Moses, 2008-12	406
6. Darin Kinsolving, 1997-00	389
7. Jeff Bourbon, 1998-01	387
8. Branden Boggetto, 2013-16	376
9. Trevor Ezell, 2015-18	370
10. Andy Lennington, 2012-15	357

Slugging Percentage

(Minimum 200 At-Bats)

1. Dan Patterson, 1984-86	.815
2. Dan Shy, 1988-89	.760
3. Steve Williams, 1981-84	.745
4. Lon Steward, 1985-86	.721
5. Justin Dirden, 2018-20	.708
6. Charlie Marino, 1998-00	.677
7. Todd Shylanski, 1991-92	.675
8. Chris Osborne, 2016-17	.651
Jeremy Johnson, 1997-00	.651
10. Louie Haseltine, 2008-11	.631

On-Base Percentage

(Minimum 200 At-Bats)

1. Dan Shy, 1988-89	.505
2. Lon Steward, 1985-86	.498
3. Dan Holst, 2016-17	.492
4. Steve Bieser, 1988-89	.478
5. Clemente Bonilla, 1999-02	.472
6. Tyler Wilber, 2019-Pres.	.468
7. Jeff Morris, 1983-84	.463
8. Todd Shylanski, 1991-92	.462
9. Dan Patterson, 1984-86	.459
10. Jim Klocke, 2007-10	.458
Russ Deal, 1979-82	.458


Stolen Bases

1. Connor Basler, 2017-21	53
2. Denver Stuckey, 2000-03	52
3. Jeremy Johnson, 1997-00	50
4. Jason Blum, 2012-15	48
Trevor Ezell, 2015-18	48
6. Kerry Robinson, 1993-95	46
Kenton Parmley, 2009-23	46
8. Danny Wright, 2017-21	45
9. Doug Muench, 1985-86	44
20. Lance Craft, 1996-97	39

Returnees in **Bold**

Single-Game Records

At-Bats	8, Omar Padilla at Austin Peay (4/22/07)	Walks	5, by Clemente Bonilla at Austin Peay (5/19/00)	Stolen Bases	4, by Lance Craft at Murray State (3/16/97)
Hits	6, 3x, last by Branden Boggetto at UT Martin (3/25/16)	Runs Scored	5, 7x, last by Jason Blum at Austin Peay (4/13/14)	Strikeouts	4, 19x, last by Connor Basler at Lipscomb (5/13/21)
Triples	2, 8x, last by Caleb Feuerstake vs. Northern Illinois (2/22/20)	Doubles	3, 12x, last by Ryan Rippee at UT Martin (3/22/16)		
RBI	9, by Dan Shy at Lincoln (4/21/89)	Home Runs	4, by Scott Pruneau at Austin Peay (4/13/14)		



Jim Klocke

OVC TOURNAMENT CHAMPIONS | 1998 • 2002 • 2016 • 2021

NCAA TOURNAMENT | 1998 • 2002 • 2016 • 2021



2022 SOUTHEAST MISSOURI BASEBALL GUIDE

SINGLE-SEASON PITCHING



Earned Run Average

(Minimum 40 Innings Pitched)

1. Mike Payne, 1970	1.30
2. Todd Pennington, 2001	1.33
3. Trae Hastings, 1978	1.38
4. Galen McSpadden, 1973	1.47
5. Galen McSpadden, 1974	1.53
6. Kenny Reinagel, 1984	1.64
7. Jeff Hilz, 2000	1.71
8. Jerry Payne, 1972	1.73
9. Mike Payne, 1972	1.88
10. Steve Hosick, 1977	1.93

Wins

1. Tim Alvarez, 2003	14
2. Brad Purcell, 2002	12
Brandon Smith, 2002	12
Todd Pennington, 2001	12
5. Ryan Spille, 1998	11
Brian Harper, 1988	11
7. Joey Lucchesi, 2016	10
Ryan Spille, 1999	10
Jim Parks, 1989	10
Lee Lummus, 1987	10

Losses

1. Jamie McAlister, 2006	12
2. John Jarvis, 1992	10
3. Casey Johnson, 2005	9
Jamie McAlister, 2005	9
5. Tommy Thomas, 2001	8
Zack Smith, 2012.	8
7. Jamie McAlister, 2005	7
Anthony Maupin, 2004	7
David Michel, 1997	7
Dave Siboda, 1997	7
Kerry McMahon, 1994	7
Dave Gronowski, 1981	7

Saves

1. Brad Smith, 2004	11
2. Logan Mahon, 2011	8
Hal Hempe, 1987	8
4. Bobby Hurst, 2013	7
Jim Klocke, 2009	7

6. Austin Williams, 2021

Carlos Vega, 2017	6
Brady Wright, 2014	6
8. Justin Murphy, 2016	5
Shae Simmons, 2011	5
Shae Simmons, 2010	5
Mark Frazier, 2002	5
Jeff Hunt, 1976	5
Dan Bergholdt, 2018	5

Games Started

1. Dave Jorn, 1976	19
2. Casey Johnson, 2005	17
Brad Purcell, 2002	17
Jason Swearingen, 1998	17
5. Joey Lucchesi, 2016	16
Robert Beltran, 2016	16
Will Spitzfaden, 2013	16
Derek Herbig, 2005	16
Dan Huesgen, 2000	16
John Jarvis, 1992	16

Appearances

1. Jared Waldhoff, 2017	30
Bobby Hurst, 2013	30
Brad Smith, 2004	30
4. Tony Zerrusen, 2013	29
Casey Johnson, 2005	29
6. Jake Busiek, 2016	28
Skylar Cobb, 2013	28
Jamie McAlister, 2005	28
Jeff Hilz, 2000	28
10. Justin Murphy, 2016	27
Jeff Hilz, 2001	27

Shutouts

1. Trae Hastings, 1976	4
2. Asif Shah, 2007	3
Tim Alvarez, 2003	3
Todd Pennington, 2001	3
Dan Huesgen, 1999	3
6. 12 pitchers tied	2
(Last by Dustin Renfrow, 2007)	

Complete Games

1. Jason Swearingen, 1998	9
Lance Hemmer, 1983	9
3. Ryan Spille, 1999	8
Ryan Spille, 1998	8
Brian Harper, 1988	8
Dan Stroud, 1983	8
Trae Hastings, 1976	8
8. 7 pitchers tied	7
(Last by Anthony Maupin, 2004)	

Innings Pitched

1. Brad Purcell, 2002	117.0
2. Joey Lucchesi, 2016	111.0
3. Jason Swearingen, 1998	110.0
4. Jamie McAlister, 2006	109.1
5. Ryan Spille, 1998	109.0
6. Tim Alvarez, 2003	108.1
7. Ryan Spille, 1999	104.1
8. Anthony Maupin, 2004	103.1
9. Lanson Debrock, 2000	99.1
10. Joey Evans, 2005	98.1

Strikeouts

1. Joey Lucchesi, 2016	149
2. Ryan Spille, 1998	130
3. Todd Pennington, 2001	121
4. Dylan Dodd, 2021	120
5. Brad Purcell, 2002	102
6. Clay Chandler, 2016	96
7. Brian Harper, 1988	94
8. Joey Lucchesi, 2015	93
9. Alex Winkelman, 2015	92
Tommy Thomas, 2000	92

Strikeouts (9 innings)

(Minimum 40 Innings Pitched)

1. Galen McSpadden, 1973	12.14
2. Joey Lucchesi, 2016	12.08
3. Hal Hempen, 1987	12.02
4. Jon Nourie, 2003	11.62
5. Jeff Hilz, 2001	11.60
6. Todd Pennington, 2001	11.46
7. Tommy Thomas, 2000	11.39
8. Ralph Hachman, 1965	11.38
9. Dylan Dodd, 2021	11.22
10. Jake Busiek, 2016	11.07

Walks Allowed

1. Casey Johnson, 2005	59
2. Joe Schulte, 1985	53
3. Alex Winkelman, 2015	51
4. Derek Herbig, 2005	52
Mike Fitch, 2004	52
Shae Simmons, 2012	52
7. Ryan Spille, 1998	50
John Jarvis, 1992	50
9. Joey Lucchesi, 2015	47
10. Asif Shah, 2006	46

Walks (9 innings)

(Minimum 40 Innings Pitched)

1. Jason Swearingen, 1998	1.39
2. Dylan Dodd, 2021	1.59
3. Max Mitts, 1994	1.60
4. Troy Pehle, 1995	1.61
5. Will Spitzfaden, 2013	1.86
6. Dan Huesgen, 1999	1.88
7. Justin Murphy, 2017	1.89
Jamie McAlister, 2006	1.89
Jeff Bohnert, 1986	1.89
10. Clay Chandler, 2016	1.94

2021 mark in **Bold**



Shae Simmons



Joey Lucchesi



2022 SOUTHEAST MISSOURI BASEBALL GUIDE

CAREER PITCHING



Earned Run Average

(Minimum 100 Innings Pitched)

1. Dave Jorn, 1975-76	2.24
2. Trae Hastings, 1975-78	2.30
3. Kenny Reinagel, 1982-84	2.41
4. Jeff Hilz, 2000-01	2.42
5. Joey Lucchesi, 2015-16	2.62
6. Galen McSpadden, 1971-74	2.65
7. Tim Alvarez, 2002-03	2.82
8. Todd Pennington, 1999-01	2.83
9. Tim Smith, 1975-76	2.88
10. Mike Payne, 1969-72	2.90
Carlos Vega, 2017-18	2.90

Wins

1. Lee Lummus, 1986-89	28
2. Jason Swearingen, 1995-98	27
3. Dan Huesgen, 1997-00	22
Trae Hastings, 1975-78	22
5. Ryan Spille, 1998-99	21
Jim Parks, 1987-91	21
Brian Harper, 1986-88	21
8. Tim Alvarez, 2002-03	19
9. David Michel, 1995-97	18
Galen McSpadden, 1971-74	18

Losses

1. Jamie McAlister, 2005-06	20
2. Jason Swearingen, 1995-98	17
3. Lanson Debrock, 1997-00	16
4. David Michel, 1995-97	15
Troy Pehle, 1994-97	15
6. Zack Smith, 2012-13	14
John Jarvis, 1991-92	14
D. Dannenmueller, 1990-93	14
9. Anthony Maupin, 2004-06	13
Dan Huesgen, 1997-00	13
Jim Parks, 1987-91	13
Keith Boeller, 1980-83	13

Saves

1. Brad Smith, 2003-05	13
2. Shae Simmons, 2010-12	10
Hal Hempen, 1986-87	10
4. Bobby Hurst, 2012-13	9
Jim Klocke, 2007-09	8
Logan Mahon, 2010-11	8
Aaron Stretch, 2018-19	8
8. Matthew Wade, 2015-18	7
Brady Wright, 2014-16	7
Troy Pehle, 1994-97	7

Games Started

1. Jason Swearingen, 1995-98	56
2. Derek Herbig, 2004-06	39
David Michel, 1995-97	39
Lee Lummus, 1986-89	39
5. Dan Huesgen, 1997-00	38
6. Alex Winkelman, 2013-15	35
7. Lanson Debrock, 1997-00	34
8. Dylan Dodd, 2019-21	33
Jim Parks, 1987-91	33
Trae Hastings, 1975-78	33

Appearances

1. Alex Siddle, 2013-16	80
2. Jason Swearingen, 1995-98	76
3. Dan Huesgen, 1997-00	70
4. Lanson Debrock, 1997-00	69
5. Josh Parham, 2005-07	66
Troy Pehle, 1994-97	66
7. Christian Hull, 2011-14	65
Brandon Smith, 1999-02	65
Matthew Wade, 2015-18	65
10. Shae Simmons, 2010-12	63

Shutouts

1. Trae Hastings, 1975-78	5
2. Asif Shah, 2006-07	3
Tim Alvarez, 2002-03	3
Todd Pennington, 1999-01	3
Dan Huesgen, 1997-00	3
Ryan Spille, 1998-99	3
Doug Baker, 1990-91	3
Lance Hemmer, 1982-84	3
Kenny Reinagel, 1982-84	3
Keith Boeller, 1980-83	3

Complete Games

1. Trae Hastings, 1975-78	24
2. Jason Swearingen, 1995-98	21
3. Ryan Spille, 1998-99	16
4. Jim Parks, 1987-91	15
Keith Boeller, 1980-83	15
6. Brian Harper, 1986-88	14
7. Anthony Maupin, 2004-06	13
8. Lee Lummus, 1986-89	12
Lance Hemmer, 1982-84	12
Dan Stroud, 1981-83	12
Galen McSpadden, 1971-74	12

Innings Pitched

1. Jason Swearingen, 1995-98	368.1
2. Dan Huesgen, 1997-00	283.1
3. David Michel, 1995-97	247.0
4. Lee Lummus, 1986-89	246.1
5. Jim Parks, 1987-91	240.0
6. Lanson Debrock, 1997-00	235.1
7. Trae Hastings, 1975-78	234.1
8. Alex Winkelman, 2013-15	229.1
9. Ryan Spille, 1998-99	213.1
10. Brian Harper, 1986-88	207.1

Strikeouts

1. Joey Lucchesi, 2015-16	242
2. Trae Hastings, 1975-78	239
3. Dylan Dodd, 2019-21	233
4. Ryan Spille, 1998-99	215
5. Brian Harper, 1986-88	209
6. Alex Winkelman, 2013-15	204
Galen McSpadden, 1971-74	204
8. Dan Huesgen, 1997-00	201
Jason Swearingen, 1995-98	201
10. Jim Parks, 1987-91	196

Strikeouts (9 innings)

(Minimum 100 Innings Pitched)


1. Joey Lucchesi, 2015-16	10.94
2. Carlos Vega, 2017-18	10.81
3. Jeff Hilz, 2000-01	10.78
4. Todd Pennington, 1999-01	10.54
5. Dylan Dodd, 2019-21	10.53
6. Joe Schulte, 1984-85	10.20
7. Tommy Thomas, 2000-01	10.06
8. Shae Simmons, 2010-12	9.98
9. Galen McSpadden, 1971-74	9.32
10. Trae Hastings, 1975-78	9.18

Walks Allowed (9 innings)

(Minimum 100 Innings Pitched)

1. Max Mitts, 1993-94	1.81
2. Dylan Dodd, 2019-21	2.08
3. Clay Chandler, 2016-17	2.13
Jason Swearingen, 1995-98	2.13
4. Justin Murphy, 2016-17	2.33
6. Jeff Bohnert, 1985-86	2.35
7. Jamie McAlister, 2005-06	2.50
8. Dustin Renfrow, 2007-08	2.60
9. Dan Huesgen, 1997-00	2.64
10. Kyle Guimeny, 2009-10	2.76
Tim Alvarez, 2002-03	2.76

Returnees in **Bold**



Jason Swearingen

Single-Game Records

Strikeouts	17, 2x, last by Joey Lucchesi vs. Murray State (4/28/16)
Innings Pitched	11, by Tom Reinagel (4/19/71)



2022 SOUTHEAST MISSOURI BASEBALL GUIDE

ANNUAL LEADERS



Hitting

Batting Average

1959	.333 - Black
1960	.351 - Probst, Ron
1961	.367 - Plassmeyer, Kenneth
1962	.282 - Wadlington, Gary
1963	.400 - Newcomb, Keith
1964	.406 - Wadlington, Gary
1965	.429 - Vaughn, Steve
1966	.274 - Steimle, Doug
1967	.333 - Metz, Don
1968	.318 - Vaughn, Steve
1969	.299 - Metz, Don
1970	.351 - Metz, Don
1971	.343 - Wallace, Ron
1972	.377 - Auer, Ron
1973	.319 - Wengert, Gary
1974	.382 - Amick, Mark
1975	.333 - Dambach, Grant
1976	.348 - Amick, Mark
1977	.328 - Samples, Mike
1978	.370 - Basta, Ed
1979	.361 - Schatzley, Bill
1980	.344 - Dohogne, Rick
1981	.355 - Deal, Russ
1982	.418 - Janet, Chris
1983	.378 - Daily, Rick
1984	.438 - Patterson, Dan
1985	.376 - Steward, Lon
1986	.441 - Shadowens, Chris
1987	.397 - Stucker, Gary
1988	.350 - Steffens, Jeff
1989	.489 - Shy, Dan
1990	.361 - Thomas, Scott
1991	.439 - Shylanski, Todd
1992	.362 - Pierce, Rhett
1993	.350 - Pruneau, Scott
1994	.329 - Crosnoe, Rex
1995	.385 - Robinson, Kerry
1996	.358 - Curran, Rusty
1997	.426 - Collier, Lamonte
1998	.351 - Yount, Kyle
1999	.412 - Johnson, Jeremy
2000	.408 - Johnson, Jeremy
2001	.382 - Bonilla Jr., Clemente
2002	.369 - Hatton, Vern
2003	.401 - Hopkins, Brian
2004	.368 - Horstman, Eric
2005	.352 - Horstman, Eric
2006	.337 - Padilla, Omar

2007	.325 - Padilla, Omar
2008	.357 - Klocke, Jim
2009	.394 - Klocke, Jim
2010	.398 - Jones, Casey
2011	.395 - Moses, Trenton
2012	.408 - Moses, Trenton
2013	.345 - Hewitt, Dalton
2014	.403 - Gibson, Derek
2015	.333 - Lennington, Andy
2016	.367 - Osborne, Chris
2017	.376 - Wright, Danny
2018	.377 - Ezell, Trevor
2019	.383 - Wilber, Tyler
2020	.414 - Dirden, Justin
2021	.378 - Wilber, Tyler

Slugging Percentage

1965	.943 - Vaughn, Steve
1966	.467 - Steimle, Doug
1967	.513 - Metz, Don
1968	.500 - Metz, Don
1969	.486 - Metz, Don
1970	.581 - Metz, Don
1971	.610 - Auer, Ron
1972	.705 - Auer, Ron
1973	.429 - Amick, Mark
1974	.490 - Amick, Mark
1975	.473 - Dambach, Grant
1976	.553 - Wieser, Dan
1977	.675 - Wieser, Dan
1978	.646 - Murphy, Dan
1979	.514 - Dohogne, Rick
1980	.600 - Williams, Joe
1981	.709 - Deal, Russ
1982	.823 - Williams, Steve
1983	.814 - Williams, Steve
1984	.850 - Patterson, Dan
1985	.854 - Patterson, Dan
1986	.832 - Shadowens, Chris
1987	.853 - Kumer, Kerry
1988	.516 - DeFere, Dean
1989	.965 - Shy, Dan
1990	.585 - Edwards, Tim
1991	.764 - Shylanski, Todd
1992	.581 - Shylanski, Todd
1993	.490 - Pruneau, Scott
1994	.515 - Crosnoe, Rex
1995	.636 - Schaefer, Brian
1996	.573 - Clark, Shawn
1997	.663 - Collier, Lamonte
1998	.727 - Marino, Charlie
1999	.727 - Johnson, Jeremy

2000	.770 - Johnson, Jeremy
2001	.645 - Bonilla Jr., Clemente
2002	.649 - Hatton, Vern
2003	.792 - Hopkins, Brian
2004	.568 - Montiel, Frankie
2005	.481 - Lawson, Brent
2006	.515 - Payne, Jordan
2007	.514 - Padilla, Omar
2008	.582 - Harris, Nick
2009	.667 - Haseltine, Louie
2010	.635 - Klocke, Jim
2011	.672 - Moses, Trenton
2012	.761 - Moses, Trenton
2013	.496 - Blum, Jason
2014	.657 - Tellor, Matt
2015	.583 - Boggetto, Branden
2016	.741 - Osborne, Chris
2017	.601 - Holst, Dan
2018	.665 - Dirden, Justin
2019	.531 - Wilber, Tyler
2020	.900 - Dirden, Justin
2021	.542 - Wilber, Tyler

On Base Percentage

1959	.333 - Black
1960	.351 - Probst, Ron
1961	.367 - Plassmeyer, Kenneth
1962	.282 - Wadlington, Gary
1963	.400 - Newcomb, Keith
1964	.406 - Wadlington, Gary
1965	.545 - Vaughn, Steve
1966	.274 - Steimle, Doug
1967	.333 - Metz, Don
1968	.316 - Metz, Don
1969	.299 - Metz, Don
1970	.448 - Metz, Don
1971	.437 - Drury, Mark
1972	.513 - Auer, Ron
1973	.250 - Amick, Mark
1974	.447 - Amick, Mark
1975	.415 - Dambach, Grant
1976	.443 - Amick, Mark
1977	.445 - Wieser, Dan
1978	.474 - Basta, Ed
1979	.440 - Dohogne, Rick
1980	.442 - Thompson, Jay
1981	.467 - Deal, Russ
1982	.496 - Wood, Brent
1983	.490 - Morris, Jeff
1984	.495 - Patterson, Dan
1985	.519 - Steward, Lon
1986	.488 - Shadowens, Chris

1987	.462 - Sandheinric, Kelly
1988	.453 - Bieser, Steve
1989	.549 - Shy, Dan
1990	.434 - Thomas, Scott
1991	.516 - Shylanski, Todd
1992	.456 - Pierce, Rhett
1993	.426 - Crosnoe, Rex
1994	.413 - Crosnoe, Rex
1995	.475 - Crosnoe, Rex
1996	.427 - Curran, Rusty
1997	.496 - Collier, Lamonte
1998	.444 - Marino, Charlie
1999	.463 - Johnson, Jeremy
2000	.514 - Johnson, Jeremy
2001	.564 - Bonilla Jr., Clemente
2002	.494 - Bonilla Jr., Clemente
2003	.465 - Hopkins, Brian
2004	.443 - Horstman, Eric
2005	.433 - Horstman, Eric
2006	.424 - Rave, Aaron
2007	.443 - Klocke, Jim
2008	.469 - Klocke, Jim
2009	.484 - Klocke, Jim
2010	.449 - Campbell, Kody
2011	.502 - Moses, Trenton
2012	.531 - Moses, Trenton
2013	.453 - Blum, Jason
2014	.445 - Tellor, Matt
2015	.442 - Blum, Jason
2016	.475 - Holst, Dan
2017	.509 - Holst, Dan
2018	.442 - Ezell, Trevor
2019	.480 - Wilber, Tyler
2020	.494 - Wilber, Tyler
2021	.447 - Mason, Jevon

At-Bats

1959	39 - Jorgenson
1960	42 - Plassmeyer, Ken
1961	62 - Turk, Jim
1962	71 - Wadlington, Gary
1963	77 - Wadlington, Gary
1964	65 - Turk, Jim
1965	71 - Wadlington, Gary
1966	63 - Kesterson, Al
1967	80 - Vaughn, Steve
1968	76 - Metz, Don
1969	67 - Metz, Don
1970	74 - Metz, Don
1971	77 - Auer, Ron
1972	68 - Drury, Mark
1973	56 - Dambach, Mike



2022 SOUTHEAST MISSOURI BASEBALL GUIDE

ANNUAL LEADERS



1974	102 - Amick, Mark
1975	93 - Dambach, Grant
1976	147 - Dambach, Grant
1977	131 - Samples, Mike
1978	82 - Murphy, Dan
1979	70 - Dohogne, Rick
1980	133 - Miller, Blake
1981	117 - Williams, Steve
1982	134 - Janet, Chris
1983	129 - Williams, Steve
	129 - Janet, Chris
1984	102 - Morris, Jeff
1985	139 - Muench, Doug
1986	152 - Gongwer, Tony
1987	126 - Giegling, Jim
	126 - Stucker, Gary
1988	157 - Steffens, Jeff
1989	141 - Shy, Dan
1990	143 - Steffens, Jeff
1991	162 - Pruneau, Scott
1992	166 - Layton, Aaron
1993	143 - Pruneau, Scott
1994	177 - Robinson, Kerry
1995	226 - Robinson, Kerry
1996	179 - Curran, Rusty
1997	205 - Johnson, Jeremy
1998	228 - Yount, Kyle
1999	203 - Yount, Kyle
2000	211 - Meyer, Kevin
2001	211 - Borowiak, Zach
2002	229 - Stuckey, Denver
2003	216 - Stuckey, Denver
2004	229 - Bracamonte, Ernie
2005	227 - Horstman, Eric
2006	199 - Graham, Darryl
2007	228 - Harris, Nick
2008	225 - Cummings, Tyrell
2009	202 - Cummings, Tyrell
2010	237 - Parmley, Kenton
	237 - Adamson, Michael
2011	227 - Parmley, Kenton
2012	245 - Parmley, Kenton
2013	235 - Tellor, Matt
2014	233 - Tellor, Matt
2015	246 - Ezell, Trevor
2016	242 - Ezell, Trevor
	242 - Boggetto, Branden
2017	229 - Osborne, Chris
2018	231 - Ezell, Trevor
	231 - Gagan, Tristen
2019	209 - Wilber, Tyler
2020	78 - Wright, Danny

2021	205 - Keck, Andrew
Runs Scored	
1959	8 - O'Connor, Gerald
	8 - Jorgenson
	8 - Plassmeyer, Ken
1965	26 - Vaughn, Steve
1966	11 - Vaughn, Steve
	11 - Brune, Greg
	11 - Kesterson, Al
1967	20 - Reid, Bill
1968	15 - Metz, Don
1969	14 - Roll, Lee
1970	17 - Metz, Don
1971	16 - Auer, Ron
1972	18 - Auer, Ron
1973	11 - Landgraf, Jeff
1974	22 - Amick, Mark
1975	23 - Dambach, Grant
1976	39 - Wieser, Dan
1977	35 - Wieser, Dan
1978	25 - Basta, Ed
1979	17 - Samples, Mike
1980	26 - Dohogne, Rick
1981	33 - Deal, Russ
1982	47 - Williams, Steve
1983	50 - Morris, Jeff
1984	32 - Morris, Jeff
1985	44 - Simmons, Mark
1986	55 - Gongwer, Tony
1987	29 - Kumer, Kerry
	29 - Schreck, Chris
1988	25 - McConnell, Britt
1989	51 - Bieser, Steve
1990	31 - Thomas, Scott
1991	38 - Kress, Steve
1992	41 - Pierce, Rhett
1993	29 - Pruneau, Scott
1994	31 - Crosnoe, Rex
1995	57 - Robinson, Kerry
1996	43 - Collier, Lamonte
	43 - Curran, Rusty
1997	57 - Johnson, Jeremy
1998	62 - Marino, Charlie
1999	50 - Johnson, Jeremy
2000	61 - Johnson, Jeremy
2001	49 - Bonilla Jr., Clemente
2002	58 - Hatton, Vern
2003	58 - Hopkins, Brian
2004	61 - Horstman, Eric
2005	51 - Horstman, Eric
2006	43 - Graham, Darryl
2007	54 - Padilla, Omar

2008	53 - Klocke, Jim
2009	56 - Klocke, Jim
2010	67 - Parmley, Kenton
2011	64 - Adamson, Michael
2012	58 - Parmley, Kenton
2013	53 - Blum, Jason
2014	60 - Blum, Jason
	60 - Tellor, Matt
2015	66 - Ezell, Trevor
2016	70 - Ezell, Trevor
2017	61 - Osborne, Chris
2018	52 - Ezell, Trevor
2019	44 - Basler, Connor
2020	26 - Wilber, Tyler
2021	36 - Keck, Andrew

Hits

1959	16 - Plassmeyer, Ken
1960	13 - Probst, Ron
1961	22 - Plassmeyer, Ken
1962	20 - Wadlington, Gary
1963	25 - Wadlington, Gary
1964	19 - Turk, Jim
1965	30 - Vaughn, Steve
1966	17 - Steimle, Doug
1967	26 - Metz, Don
1968	24 - Metz, Don
1969	20 - Metz, Don
1970	26 - Metz, Don
1971	24 - Drury, Mark
	24 - Auer, Ron
1972	27 - Drury, Mark
1973	16 - Paskus, John
1974	39 - Amick, Mark
1975	31 - Dambach, Grant
1976	47 - Amick, Mark
	47 - Wieser, Dan
1977	43 - Samples, Mike
1978	30 - Basta, Ed
1979	23 - Dohogne, Rick
1980	45 - Dohogne, Rick
1981	41 - Williams, Steve
1982	56 - Janet, Chris
1983	45 - Daily, Rick
	45 - Williams, Steve
1984	35 - Patterson, Dan
	35 - Janet, Chris
1985	50 - Muench, Doug
1986	63 - Shadowens, Chris
1987	50 - Stucker, Gary
1988	55 - Steffens, Jeff
1989	69 - Shy, Dan

1990	47 - Steffens, Jeff
1991	69 - Shylanski, Todd
1992	59 - Pierce, Rhett
1993	50 - Pruneau, Scott
1994	57 - Rives
1995	87 - Robinson, Kerry
1996	64 - Curran, Rusty
1997	86 - Collier, Lamonte
1998	80 - Yount, Kyle
1999	80 - Johnson, Jeremy
2000	80 - Johnson, Jeremy
2001	66 - Borowiak, Zach
2002	82 - Hatton, Vern
2003	81 - Hopkins, Brian
2004	84 - Horstman, Eric
2005	80 - Horstman, Eric
2006	62 - Padilla, Omar
2007	69 - Padilla, Omar
2008	74 - Cummings, Tyrell
2009	78 - Cummings, Tyrell
2010	92 - Adamson, Michael
2011	82 - Adamson, Michael
2012	89 - Parmley, Kenton
2013	73 - Tellor, Matt
	73 - Blum, Jason
2014	91 - Gibson, Derek
2015	77 - Ezell, Trevor
	77 - Boggetto, Branden
2016	85 - Gandolfo, Garrett
2017	81 - Osborne, Chris
2018	87 - Ezell, Trevor
2019	80 - Wilber, Tyler
2020	29 - Dirden, Justin
2021	76 - Wilber, Tyler

Runs Batted In

1965	20 - Wadlington, Gary
1966	15 - Steimle, Doug
1967	24 - Vaughn, Steve
1968	15 - Vaughn, Steve
1969	14 - Kuehler, Dan
1970	21 - Drury, Mark
1971	19 - Yount, Steve
1972	14 - Drury, Mark
1973	12 - Dambach, Mike
1974	20 - McClarty, Pat
1975	15 - Dambach, Grant
	15 - Wieser, Dan
1976	37 - Wieser, Dan
1977	30 - Wieser, Dan
1978	21 - Criscione, Bill
	21 - Murphy, Dan



2022 SOUTHEAST MISSOURI BASEBALL GUIDE

ANNUAL LEADERS



1979 14 - Schatzley, Bill
1980 28 - Dohogne, Rick
1981 34 - Williams, Steve
1982 51 - Williams, Steve
1983 53 - Williams, Steve
1984 31 - Patterson, Dan
1985 45 - Patterson, Dan
1986 57 - Shadowens, Chris
1987 36 - Kumer, Kerry
1988 27 - DeFere, Dean
1989 50 - Shy, Dan
1990 26 - Edwards, Tim
26 - Steffens, Jeff
1991 50 - Shylanski, Todd
1992 42 - Shylanski, Todd
1993 32 - Crosnoe, Rex
1994 34 - Rives
1995 67 - Schaefer, Brian
1996 46 - Clark, Shawn
1997 43 - Collier, Lamonte
1998 51 - Marino, Charlie
1999 45 - Johnson, Jeremy
2000 64 - Marino, Charlie
2001 55 - Bourbon, Jeff
2002 58 - Hatton, Vern
2003 59 - Hopkins, Brian
59 - Borowiak, Zach
2004 51 - Bracamonte, Ernie
2005 43 - Montiel, Frankie
2006 28 - Olson, Levi
2007 50 - Shah, Asif
2008 58 - Cummings, Tyrell
2009 55 - Cummings, Tyrell
2010 66 - Jones, Casey
66 - Klocke, Jim
2011 53 - Moses, Trenton
2012 61 - Moses, Trenton
2013 46 - Tellor, Matt
2014 71 - Tellor, Matt
2015 61 - Boggetto, Branden
2016 61 - Boggetto, Branden
61 - Gandolfo, Garrett
2017 62 - Gagan, Tristen
2018 68 - Dirden, Justin
2019 40 - Wilber, Tyler
2020 26 - Dirden, Justin
2021 49 - Wilber, Tyler

Doubles

1965 11 - Vaughn, Steve
1966 3 - Steimle, Doug
1967 6 - Vaughn, Steve
1968 4 - Leonard, Jim
1969 4 - Metz, Don
1970 6 - Drury, Mark
1971 8 - Wallace, Ron
1972 3 - Wahl, Fred
3 - Auer, Ron
1973 3 - Paskus, John
1974 6 - Amick, Mark
1975 5 - Morgan, Bruce
5 - Dambach, Grant
1976 10 - Amick, Mark
1977 9 - Kuehn, Ralph
1978 7 - Chastain, Rick
1979 7 - Dohogne, Rick
1980 9 - Thompson, Jay
1981 8 - Rosburg, Paul
1982 11 - Wood, Brent
1983 11 - Daily, Rick
1984 10 - Morris, Jeff
1985 10 - Steward, Lon
1986 15 - Radetick, Joe
1987 9 - Giegling, Jim
1988 11 - McConnell, Britt
1989 10 - Bieser, Steve
1990 12 - Siebert, Scott
1991 18 - Shylanski, Todd
1992 14 - Shylanski, Todd
1993 13 - Pruneau, Scott
1994 15 - Crosnoe, Rex
15 - Schaefer, Brian
1995 18 - Crosnoe, Rex
1996 13 - Breuer, Tom
13 - Collier, Lamonte
1997 20 - Collier, Lamonte
1998 19 - Johnson, Jeremy
1999 19 - Bourbon, Jeff
2000 25 - Meyer, Kevin
2001 20 - Bonilla Jr., Clemente
2002 19 - Bonilla Jr., Clemente
2003 19 - Hopkins, Brian
19 - Borowiak, Zach
2004 22 - Montiel, Frankie
2005 16 - Lawson, Brent
2006 17 - Olson, Levi
2007 12 - Harris, Nick
12 - Padilla, Omar
2008 16 - Cummings, Tyrell
2009 20 - Klocke, Jim

2010 23 - Adamson, Michael
2011 19 - Jones, Casey
2012 16 - Moses, Trenton
2013 21 - Blum, Jason
2014 18 - Tellor, Matt
18 - Lennington, Andy
2015 23 - Boggetto, Branden
2016 21 - Gandolfo, Garrett
2017 18 - Osborne, Chris
2018 20 - Gagan, Tristen
2019 19 - Wilber, Tyler
2020 9 - Wilber, Tyler
2021 14 - Mason, Jevon

Triples

1965 8 - Vaughn, Steve
1966 1 - Vaughn, Steve
1 - Kesterson, Al
1 - Glastetter, Jim
1967 4 - Metz, Don
1968 2 - Vaughn, Steve
1969 2 - Kuehler, Dan
1970 3 - Metz, Don
1971 4 - Auer, Ron
1972 1 - Drury, Mark
1 - Auer, Ron
1973 1 - Kitchen, Terry
1 - Amick, Mark
1 - Wengert, Gary
1 - Paskus, John
1974 3 - Wahl, Fred
1975 2 - Amick, Mark
2 - Korando, Tony
1976 2 - Wieser, Dan
2 - Amick, Mark
1977 1 - Chastain, Rick
1 - Criscione, Bill
1 - Wieser, Dan
1 - Kuehn, Ralph
1978 2 - Schmidt, Lynn
1979 1 - Schatzley, Bill
1 - Williams, Joe
1980 1 - Thompson, Jay
1 - Roberts, Mike
1 - Dohogne, Rick
1 - Schwartz, Dan
1 - Williams, Joe
1 - Osburn, Ted
1 - Wadlington, Scott
1981 1 - Deal, Russ
1 - Apprill, Greg
1 - Rosburg, Paul

1 - Morgan, Scott
1 - Janet, Chris
1 - Reinagel, Jeff
1982 4 - Janet, Chris
1983 3 - Janet, Chris
1984 1 - Ivie, Mike
1 - Potts, Randy
1 - Heuvelman, Arnie
1985 3 - Heuvelman, Arnie
1986 4 - Gongwer, Tony
1987 3 - Miller, Brad
3 - Schreck, Chris
1988 3 - Crosnoe, Cory
1989 5 - Shy, Dan
5 - Bieser, Steve
1990 4 - Steffens, Jeff
1991 3 - Layton, Aaron
3 - Shylanski, Todd
1992 3 - Hollrah, Scott
3 - Moeglin, Brian
1993 4 - Moeglin, Brian
1994 3 - Hopper, Scott
3 - Robinson, Kerry
1995 7 - Hopper, Scott
1996 3 - Goodman, Steve
1997 3 - Yount, Kyle
1998 3 - Kinsolving, Darin
3 - Johnson, Jeremy
1999 5 - Johnson, Jeremy
5 - Lowe, Steve
2000 2 - Meyer, Kevin
2 - Bonilla Jr., Clemente
2001 4 - Hatton, Vern
2002 9 - Hatton, Vern
2003 3 - Christian, Justin
3 - Hopkins, Brian
3 - Stuckey, Denver
2004 5 - Horstman, Eric
2005 2 - Horstman, Eric
2006 2 - Pritchett, Dustin
2007 4 - Harris, Nick
2008 4 - Harris, Nick
2009 2 - Cummings, Tyrell
2 - Spencer, Tony
2010 3 - Adamson, Michael
2011 3 - Slattery, Blake
2012 3 - Gibson, Derek
2013 4 - Lennington, Andy
2014 5 - Lennington, Andy
2015 6 - Ezell, Trevor
2016 4 - Boggetto, Branden
2017 4 - Osborne, Chris



2022 SOUTHEAST MISSOURI BASEBALL GUIDE

ANNUAL LEADERS



2018 4 - Ezell, Trevor
 2019 3 - Wilber, Tyler
 2020 3 - Feuerstake, Caleb
 2021 4 - Leeper, Peyton

Home Runs

1965 5 - Hearne, Gary
 1966 3 - Steimle, Doug
 1967 4 - Steimle, Doug
 1968 4 - Vaughn, Steve
 1969 2 - Wallace, Ron
 1970 3 - Drury, Mark
 3 - Yount, Steve
 1971 6 - Yount, Steve
 1972 5 - Auer, Ron
 1973 2 - Kelam, Ron
 2 - Landgraf, Jeff
 2 - Paskus, John
 1974 1 - Holdinghaus, Dave
 1 - Kitchen, Terry
 1 - Amick, Mark
 1 - Howe, Mike
 1 - Dambach, Mike
 1 - McClarty, Pat
 1975 3 - Amick, Mark
 3 - Wieser, Dan
 1976 6 - Wieser, Dan
 1977 11 - Wieser, Dan
 1978 8 - Murphy, Dan
 1979 5 - Schatzley, Bill
 1980 5 - Gross, David
 5 - Williams, Joe
 5 - Osburn, Ted
 5 - Wadlington, Scott
 5 - Dohogne, Rick
 1981 10 - Deal, Russ
 1982 16 - Williams, Steve
 1983 18 - Williams, Steve
 1984 9 - Patterson, Dan
 9 - Williams, Steve
 1985 20 - Patterson, Dan
 1986 14 - Shadowens, Chris
 1987 17 - Kumer, Kerry
 1988 10 - DeFere, Dean
 1989 16 - Shy, Dan
 1990 6 - Edwards, Tim
 1991 9 - Shylanski, Todd
 1992 8 - Pruneau, Scott
 1993 3 - Rives
 3 - Breuer, Tom
 1994 8 - Rives
 1995 12 - Schaefer, Brian

1996 12 - Clark, Shawn
 1997 8 - Collier, Lamonte
 1998 21 - Marino, Charlie
 1999 14 - Kinsolving, Darin
 2000 19 - Johnson, Jeremy
 2001 7 - Hatton, Vern
 2002 10 - McDonald, Tristen
 2003 18 - Hopkins, Brian
 2004 8 - Lopez, Freddy
 8 - Bracamonte, Ernie
 2005 5 - Lawson, Brent
 5 - Payne, Jordan
 5 - Lopez, Freddy
 2006 7 - Payne, Jordan
 2007 8 - Harris, Nick
 8 - Padilla, Omar
 2008 12 - Cummings, Tyrell
 2009 13 - Wheeler, Justin
 13 - Wagner, Matt
 2010 17 - Haseltine, Louie
 2011 11 - Moses, Trenton
 2012 19 - Moses, Trenton
 2013 8 - Teller, Matt
 2014 15 - Teller, Matt
 2015 13 - Boggetto, Branden
 2016 15 - Osborne, Chris
 2017 13 - Gagan, Tristen
 2018 16 - Dirden, Justin
 2019 4 - Southerland, Hunter
 2020 9 - Dirden, Justin
 2021 14 - Stauss, Wade

Total Bases

1959 16 - Plassmeyer, Ken
 1960 13 - Probst, Ron
 1961 22 - Plassmeyer, Ken
 1962 20 - Wadlington, Gary
 1963 25 - Wadlington, Gary
 1964 19 - Turk, Jim
 1965 66 - Vaughn, Steve
 1966 29 - Steimle, Doug
 1967 41 - Vaughn, Steve
 1968 40 - Vaughn, Steve
 1969 29 - Metz, Don
 1970 43 - Metz, Don
 1971 47 - Auer, Ron
 1972 43 - Auer, Ron
 1973 27 - Paskus, John
 1974 50 - Amick, Mark
 1975 44 - Dambach, Grant
 1976 78 - Wieser, Dan
 1977 79 - Wieser, Dan

1978 53 - Murphy, Dan
 1979 45 - Schatzley, Bill
 1980 69 - Dohogne, Rick
 1981 78 - Deal, Russ
 1982 107 - Williams, Steve
 1983 105 - Williams, Steve
 1984 68 - Patterson, Dan
 1985 117 - Patterson, Dan
 1986 119 - Shadowens, Chris
 1987 93 - Kumer, Kerry
 1988 74 - Steffens, Jeff
 1989 136 - Shy, Dan
 1990 66 - Steffens, Jeff
 1991 120 - Shylanski, Todd
 1992 86 - Shylanski, Todd
 1993 70 - Pruneau, Scott
 1994 90 - Rives
 1995 126 - Schaefer, Brian
 1996 86 - Collier, Lamonte
 1997 134 - Collier, Lamonte
 1998 144 - Marino, Charlie
 1999 141 - Johnson, Jeremy
 2000 151 - Johnson, Jeremy
 2001 98 - Bonilla Jr., Clemente
 2002 144 - Hatton, Vern
 2003 160 - Hopkins, Brian
 2004 119 - Horstman, Eric
 2005 99 - Horstman, Eric
 2006 90 - Padilla, Omar
 2007 109 - Padilla, Omar
 2008 126 - Cummings, Tyrell
 2009 123 - Cummings, Tyrell
 123 - Klocke, Jim
 2010 146 - Klocke, Jim
 2011 119 - Moses, Trenton
 2012 162 - Moses, Trenton
 2013 114 - Teller, Matt
 2014 153 - Teller, Matt
 2015 141 - Boggetto, Branden
 2016 139 - Gandolfo, Garrett
 2017 134 - Osborne, Chris
 2018 141 - Dirden, Justin
 2019 111 - Wilber, Tyler
 2020 63 - Dirden, Justin
 2021 109 - Wilber, Tyler

Walks

1965 16 - Hearne, Gary
 1969 12 - Roll, Lee
 1970 17 - Wallace, Ron
 1971 14 - Drury, Mark
 1972 13 - Auer, Ron

1973 10 - Yount, Steve
 10 - Landgraf, Jeff
 1974 24 - Dambach, Mike
 1975 16 - Korando, Tony
 16 - Wahl, Fred
 1976 28 - Morgan, Bruce
 1977 29 - Wieser, Dan
 1978 16 - Basta, Ed
 1979 14 - Miller, Blake
 1980 19 - Thompson, Jay
 1981 24 - Williams, Steve
 1982 37 - Deal, Russ
 1983 37 - Morris, Jeff
 1984 19 - Williams, Steve
 1985 33 - Steward, Lon
 33 - Hoffman, Craig
 1986 32 - Gongwer, Tony
 1987 24 - Miller, Brad
 24 - Kumer, Kerry
 1988 20 - Shy, Dan
 1989 39 - Bieser, Steve
 1990 17 - Horace, Scott
 1991 24 - Shylanski, Todd
 1992 25 - Kress, Steve
 1993 26 - Crosnoe, Rex
 1994 23 - Crosnoe, Rex
 1995 36 - Crosnoe, Rex
 1996 30 - Craft, Lance
 1997 32 - Johnson, Jeremy
 1998 27 - Kinsolving, Darin
 1999 53 - Bonilla Jr., Clement
 2000 42 - Johnson, Jeremy
 2001 61 - Bonilla Jr., Clemente
 2002 54 - Bonilla Jr., Clemente
 2003 30 - Gilbert, Gary
 2004 26 - Horstman, Eric
 2005 26 - Payne, Jordan
 2006 36 - Rave, Aaron
 36 - Graham, Darryl
 2007 34 - Klocke, Jim
 2008 35 - Klocke, Jim
 2009 29 - Klocke, Jim
 2010 23 - Klocke, Jim
 23 - Adamson, Michael
 2011 32 - Adamson, Michael
 2012 42 - Moses, Trenton
 2013 30 - Blum, Jason
 2014 38 - Blum, Jason
 2015 41 - Ezell, Trevor
 41 - Hewitt, Dalton
 2016 55 - Holst, Dan
 2017 49 - Holst, Dan



2022 SOUTHEAST MISSOURI BASEBALL GUIDE

ANNUAL LEADERS



2018 30 - Dirden, Justin
 2019 40 - Southerland, Hunter
 2020 11 - Wilber, Tyler
 2021 27 - Leeper, Peyton

Hit By Pitch

1965 5 - Vaughn, Steve
 1969 1 - Metz, Don
 1 - Hotfelder, John
 1 - Wallace, Ron
 1970 2 - Williams, Ray
 1971 12 - King, Jim
 1972 4 - Auer, Ron
 1973 2 - Yount, Steve
 2 - Holdinghaus, Dave
 2 - Kelam, Ron
 1974 1 - Dambach, Grant
 1 - Kitchen, Terry
 1 - Wengert, Gary
 1 - Amick, Mark
 1975 2 - Kuehn, Ralph
 1976 4 - Kuehn, Ralph
 1977 2 - Eisenbach, Rick
 2 - Criscione, Bill
 2 - Dambach, Grant
 1978 2 - Eisenbach, Rick
 2 - Basta, Larry
 1979 2 - Miller, Blake
 2 - Deal, Russ
 2 - Dohogne, Rick
 1980 2 - Williams, Joe
 2 - Dohogne, Rick
 2 - Gross, David
 1981 5 - Deal, Russ
 1982 2 - Reinagel, Jeff
 2 - Wood, Brent
 1983 3 - Janet, Chris
 1984 2 - Morris, Jeff
 2 - Smith, Darrick
 1985 5 - Smith, Darrick
 1986 4 - Steward, Lon
 4 - Patterson, Dan
 1987 4 - Stucker, Gary
 1988 5 - Bieser, Steve
 1989 5 - Diel, Bill
 5 - Bieser, Steve
 1990 2 - Horace, Scott
 2 - Pruneau, Scott
 2 - Heuring, Darrell
 1991 3 - Pruneau, Scott
 1992 5 - Pierce, Rhett

1993 3 - Robinson, Kerry
 1994 4 - Breuer, Tom
 4 - Rives
 1995 11 - Breuer, Tom
 1996 10 - Breuer, Tom
 1997 14 - Gerwitz, Jim
 1998 15 - Johnson, Jeremy
 15 - Marino, Charlie
 1999 10 - Kinsolving, Darin
 2000 9 - Marino, Charlie
 2001 13 - Hatton, Vern
 2002 10 - Hatton, Vern
 2003 9 - Borowiak, Zach
 2004 12 - Noll, Brady
 2005 13 - Horstman, Eric
 2006 14 - Padilla, Omar
 2007 13 - Padilla, Omar
 13 - Graham, Darryl
 2008 10 - Spencer, Tony
 10 - Moses, Trenton
 2009 10 - Wheeler, Justin
 2010 10 - Burgess, Ky
 2011 13 - Moses, Trenton
 2012 18 - Moses, Trenton
 2013 23 - Blum, Jason
 2014 18 - Blum, Jason
 2015 18 - Blum, Jason
 2016 11 - Osborne, Chris
 2017 12 - Lees, Brian
 2018 18 - Faulkner, Peyton
 2019 15 - Southerland, Hunter
 2020 6 - Stauss, Wade
 2021 15 - Stauss, Wade

Stolen Bases

1968 1 - James, Rolland
 1 - Hotfelder, John
 1969 3 - Roll, Lee
 1970 3 - Williams, Ray
 3 - Metz, Don
 1971 2 - Auer, Ron
 1972 1 - Wahl, Fred
 1 - Kelam, Ron
 1973 4 - Dambach, Mike
 1974 9 - Amick, Mark
 1975 4 - Amick, Mark
 1976 20 - Amick, Mark
 1977 5 - Chastain, Rick
 1978 7 - Murphy, Dan
 1979 5 - Williams, Joe
 1980 8 - Miller, Blake

8 - Fritsche, Tom
 1981 6 - Deal, Russ
 1982 8 - Deal, Russ
 1983 4 - Morris, Jeff
 4 - Daily, Rick
 1984 5 - Janet, Chris
 1985 11 - Muench, Doug
 1986 33 - Muench, Doug
 1987 4 - DeFere, Dean
 1988 11 - Bieser, Steve
 1989 15 - Bieser, Steve
 1990 17 - Steffens, Jeff
 1991 16 - Thomas, Scott
 1992 20 - Pierce, Rhett
 1993 11 - Robinson, Kerry
 1994 15 - Robinson, Kerry
 1995 20 - Robinson, Kerry
 1996 16 - Craft, Lance
 1997 24 - Collier, Lamonte
 1998 16 - Marino, Charlie
 16 - Johnson, Jeremy
 1999 14 - Meyer, Kevin
 2000 18 - Marino, Charlie
 2001 8 - Stuckey, Denver
 8 - Bonilla Jr., Clemente
 2002 18 - Stuckey, Denver
 2003 18 - Christian, Justin
 2004 13 - Horstman, Eric
 2005 13 - Horstman, Eric
 2006 9 - Padilla, Omar
 9 - Gibson, Chris
 2007 10 - Harris, Nick
 10 - Padilla, Omar
 2008 15 - Spencer, Tony
 2009 18 - Spencer, Tony
 2010 13 - Slattey, Blake
 2011 16 - Adamson, Michael
 2012 13 - Parmley, Kenton
 2013 15 - Bieser, Cole
 2014 23 - Blum, Jason
 2015 11 - Blum, Jason
 11 - Ezell, Trevor
 2016 23 - Ezell, Trevor
 2017 13 - Holst, Dan
 2018 11 - Ezell, Trevor
 2019 21 - Basler, Connor
 2020 9 - Dirden, Justin
 2021 17 - Keck, Andrew

Pitching

Earned Run Average

1967 3.96 - Hachman, Ralph
 1969 3.49 - Long, Darrell
 1970 1.30 - Payne, Mike
 1971 2.20 - King, Jim
 1972 1.73 - Payne, Jerry
 1973 1.47 - McSpadden, Galen
 1974 1.53 - McSpadden, Galen
 1975 2.77 - Smith, Tim
 1976 2.32 - Hastings, Trae
 1977 1.93 - Hosick, Steve
 1978 1.38 - Hastings, Trae
 1979 3.19 - Fritsche, Tom
 1980 3.26 - Boeller, Keith
 1981 4.78 - Gronowski, Dave
 1982 3.38 - Boeller, Keith
 1983 2.61 - Hemmer, Lance
 1984 1.64 - Reinagel, Kenny
 1985 2.52 - Guthrie, Brian
 1986 3.68 - Lummus, Lee
 1987 3.34 - Brewer, Kirby
 1988 2.76 - Harper, Brian
 1989 2.34 - Parks, Jim
 1990 3.20 - Baker, Doug
 1991 2.07 - Parks, Jim
 1992 4.35 - Dannenmueller, Dan
 1993 3.50 - Dannenmueller, Dan
 1994 3.54 - Rothweil, Larry
 1995 3.38 - Pehle, Troy
 1996 4.23 - Swearingen, Jason
 1997 4.80 - Michel, David
 1998 2.72 - Spille, Ryan
 1999 3.39 - Huesgen, Dan
 2000 1.71 - Hilz, Jeffrey
 2001 1.33 - Pennington, Todd
 2002 2.95 - Alvarez, Tim
 2003 2.74 - Alvarez, Tim
 2004 2.48 - Smith, Brad
 2005 3.66 - Evans, Joey
 2006 4.02 - Parham, Josh
 2007 2.46 - Renfrow, Dustin
 2008 4.36 - Rhodes, Lance
 2009 4.89 - Leigh, James
 2010 4.11 - Underwood, Josh
 2011 2.54 - Mahon, Logan
 2012 4.50 - Simmons, Shea
 2013 5.43 - Smith, Zack
 2014 3.23 - Hayes, Travis
 2015 3.17 - Lucchesi, Joey
 2016 2.19 - Lucchesi, Joey



2022 SOUTHEAST MISSOURI BASEBALL GUIDE

ANNUAL LEADERS



2017 4.55 - Murphy, Justin
2018 2.45 - Vega, Carlos
2019 2.89 - Meyn, Keegan
2020 3.38 - Dodd, Dylan
2021 3.17 - Dodd, Dylan

Innings Pitched

1960 26.0 - Hagedorn, Bob
1961 36.0 - Holland, Dennis
1962 58.0 - Malchow, Bruce
1963 54.1 - Meier, Dale
1964 81.0 - Meier, Dale
1965 40.1 - Hachman, Ralph
1967 50.0 - Hachman, Ralph
1969 38.2 - Long, Darrell
1970 41.2 - Payne, Mike
1971 61.1 - King, Jim
1972 43.0 - Payne, Mike
1973 43.0 - McSpadden, Galen
1974 64.2 - McSpadden, Galen
1975 52.0 - Smith, Tim
1976 78.0 - Jorn, Dave
1977 69.0 - Hastings, Trae
1978 45.2 - Hastings, Trae
1979 38.0 - D'Amico, Paul
1980 49.2 - Boeller, Keith
1981 49.0 - Gronowski, Dave
1982 51.2 - Eftink, Mick
1983 72.1 - Hemmer, Lance
1984 48.0 - Schulte, Joe
1985 69.1 - Schulte, Joe
1986 66.2 - Bohnert, Jeff
1987 80.0 - Harper, Brian
1988 98.0 - Harper, Brian
1989 80.2 - Parks, Jim
1990 57.0 - Marschel, Larry
1991 82.2 - Parks, Jim
1992 76.2 - Jarvis, John
1993 61.2 - Dannenmueller, Dan
1994 73.1 - Mitts
1995 96.1 - Michel, David
1996 83.0 - Swearingen, Jason
1997 83.0 - Swearingen, Jason
1998 110.0 - Swearingen, Jason
1999 104.1 - Spille, Ryan
2000 99.1 - Debrock, Lanson
2001 95.0 - Pennington, Todd
2002 117.0 - Purcell, Brad
2003 108.1 - Alvarez, Tim
2004 103.1 - Maupin, Anthony
2005 98.1 - Evans, Joey
2006 98.1 - McAlister, Jamie

2007 95.0 - Renfrow, Dustin
2008 85.1 - Renfrow, Dustin
2009 84.2 - Leigh, James
2010 75.1 - Gumieny, Kyle
2011 82.2 - Underwood, Jordan
2012 82.0 - Simmons, Shea
2013 96.2 - Spitzfaden, Will
2014 86.1 - Hayes, Travis
2015 98.0 - Winkelman, Alex
2016 111.0 - Lucchesi, Joey
2017 95.0 - Murphy, Justin
2018 73.1 - Vega, Carlos
2019 76.0 - Dodd, Dylan
2020 26.2 - Dodd, Dylan
2021 96.2 - Dodd, Dylan

Strikeouts

1965 51 - Hachman, Ralph
1967 42 - Hachman, Ralph
1969 37 - Long, Darrell
1970 37 - Long, Darrell
1971 48 - McSpadden, Galen
1972 43 - Payne, Mike
1973 58 - McSpadden, Galen
1974 65 - McSpadden, Galen
1975 43 - Hastings, Trae
1976 64 - Hastings, Trae
1977 80 - Hastings, Trae
1978 52 - Hastings, Trae
1979 32 - D'Amico, Paul
1980 42 - Boeller, Keith
1981 47 - Gronowski, Dave
1982 48 - Eftink, Mick
1983 65 - Hemmer, Lance
1984 52 - Schulte, Joe
1985 81 - Schulte, Joe
1986 48 - Sandheinric, Kelly
1987 86 - Harper, Brian
1988 94 - Harper, Brian
1989 57 - Parks, Jim
1990 53 - Edwards, Jim
1991 87 - Parks, Jim
1992 61 - Dannenmueller, Dan
1993 54 - Dannenmueller, Dan
1994 51 - Rothweil, Larry
1995 82 - Michel, David
1996 70 - Siboda, Dave
1997 69 - Siboda, Dave
1998 130 - Spille, Ryan
1999 85 - Spille, Ryan
2000 92 - Thomas, Tommy
2001 121 - Pennington, Todd

2002 102 - Purcell, Brad
2003 79 - Alvarez, Tim
2004 77 - Herbig, Derek
2005 77 - Evans, Joey
2006 72 - McAlister, Jamie
2007 72 - Shah, Asif
2008 78 - Renfrow, Dustin
2009 87 - Leigh, James
2010 57 - Mahon, Logan
2011 56 - Underwood, Jordan
2012 89 - Simmons, Shea
2013 50 - Winkelman, Alex
2014 62 - Winkelman, Alex
2015 93 - Lucchesi, Joey
2016 149 - Lucchesi, Joey
2017 64 - Chandler, Clay
2018 85 - Vega, Carlos
2019 77 - Dodd, Dylan
2020 36 - Dodd, Dylan
2021 120 - Dodd, Dylan

Wins

1960 1 - Anderson, Jack
1 - Thorgmorton, Dick
1 - Peterson, Jack
1 - Hagedorn, Bob
1961 2 - Mahan, Bill
1962 3 - Malchow, Bruce
1963 3 - Meier, Dale
3 - Holdner, John
1964 9 - Meier, Dale
1965 4 - Meystedt, Kermit
1967 4 - Hachman, Ralph
1968 6 - Hachman, Ralph
1969 2 - Schwent, Gary
1970 3 - Payne, Mike
1971 7 - King, Jim
1972 5 - Payne, Mike
1973 5 - McSpadden, Galen
1974 5 - McSpadden, Galen
1975 4 - Smith, Tim
1976 8 - Hastings, Trae
1977 6 - Hastings, Trae
1978 6 - Hastings, Trae
1979 4 - Montgomery, Jim
1980 4 - Baker, Randy
4 - Boeller, Keith
4 - Bernard, Lacey
1981 4 - Eftink, Mick
1982 6 - Stroud, Dan
1983 9 - Stroud, Dan

1984 4 - Reinagel, Kenny
4 - Maloney, Scott
1985 7 - Schulte, Joe
7 - Maloney, Scott
1986 8 - Bohnert, Jeff
1987 10 - Lummus, Lee
1988 11 - Harper, Brian
1989 10 - Parks, Jim
1990 7 - Marschel, Larry
1991 7 - Jarvis, John
7 - Parks, Jim
1992 6 - Wieter, Alan
1993 4 - Dannenmueller, Dan
1994 6 - Phillips
1995 9 - Pehle, Troy
1996 7 - Swearingen, Jason
1997 6 - Michel, David
1998 11 - Spille, Ryan
1999 10 - Spille, Ryan
2000 9 - Debrock, Lanson
2001 12 - Pennington, Todd
2002 12 - Smith, Brandon
12 - Purcell, Brad
2003 14 - Alvarez, Tim
2004 8 - Maupin, Anthony
2005 8 - Evans, Joey
2006 6 - Maupin, Anthony
2007 7 - Shah, Asif
2008 6 - Renfrow, Dustin
2009 7 - Leigh, James
2010 8 - Gumieny, Kyle
2011 9 - LaBruyere, Brad
2012 7 - Simmons, Shea
2013 5 - Spitzfaden, Will
2014 8 - Hayes, Travis
2015 8 - Hayes, Travis
2016 10 - Lucchesi, Joey
2017 8 - Chandler, Clay
2018 8 - Vega, Carlos
2019 5 - Sachse, Austin
Bergholdt, Dan
2020 3 - Niznik, Noah
2021 9 - Dodd, Dylan

Saves

1976 5 - Hunt, Jeff
1978 2 - D'Amico, Paul
1979 2 - Eftink, Mick
1980 1 - Eftink, Mick
1981 2 - Boeller, Keith
1982 2 - Reinagel, Kenny



2022 SOUTHEAST MISSOURI BASEBALL GUIDE

ANNUAL LEADERS



1983	2 - Maloney, Scott
1984	1 - Schulte, Joe
1985	1 - Bohnert, Jeff
1986	2 - Hempen, Hal
1987	8 - Hempen, Hal
1988	1 - Parks, Jim
	1 - Elfrink, Brad
1989	1 - Parks, Jim
	1 - Tabata, Osamu
	1 - Edwards, Jim
1990	1 - Greaser, Brian
1991	3 - Wieter, Alan
1992	3 - Dannenmueller, Dan
1993	2 - Lochmann
1994	2 - Phillips
1995	4 - Pehle, Troy
1996	3 - Pehle, Troy
1997	3 - Haines, Talley
1998	1 - Swearingen, Jason
	1 - Spille, Ryan
1999	1 - Debrock, Lanson
	1 - Bogenpohl, Chad
2000	4 - Hilz, Jeffrey
2001	2 - Hilz, Jeffrey
2002	5 - Frazier, Mark
2003	3 - Beever, James
2004	11 - Smith, Brad
2005	2 - McAlister, Jamie
	2 - Smith, Brad
	2 - Forsyth, Ryan
2006	2 - Parham, Josh
	2 - Riley, Phillip
	2 - McAlister, Jamie
2007	3 - Nails, Ivan
	3 - Parham, Josh
2008	3 - Kemper, Jake
2009	7 - Klocke, Jim
2010	5 - Simmons, Shae
2011	8 - Mahon, Logan
2012	4 - Hull, Christian
2013	7 - Hurst, Bobby
2014	6 - Wright, Brady
2015	4 - Wade, Matthew
2016	5 - Murphy, Justin
2017	6 - Vega, Carlos
2018	5 - Bergtholdt, Dan
2019	4 - Stretch, Aaron
2020	2 - Meyn, Keegan
2021	6 - Williams, Austin

Appearances

1960	5 - Hagedorn, Bob
	5 - Anderson, Jack
1961	8 - Holland, Dennis
1962	8 - Malchow, Bruce
1963	8 - Meier, Dale
1965	9 - Meystedt, Kermit
	9 - Hachman, Ralph
1968	7 - Ulmer, Pete
1969	7 - Long, Darrell
	7 - Williams, Greg
1970	9 - Halter, Tim
	9 - Payne, Mike
1971	9 - King, Jim
	9 - Payne, Mike
1972	11 - McSpadden, Galen
1973	8 - McSpadden, Galen
1974	13 - McSpadden, Galen
1975	8 - Jorn, Dave
	8 - Smith, Tim
1976	12 - Doerr, Mark
	12 - Hunt, Jeff
1977	10 - Hosick, Steve
	10 - Hastings, Trae
	10 - Hunt, Jeff
1978	11 - D'Amico, Paul
1979	8 - Eftink, Mick
	8 - D'Amico, Paul
1980	10 - Eftink, Mick
	10 - Boeller, Keith
1981	15 - Boeller, Keith
1982	10 - Stroud, Dan
	10 - Eftink, Mick
1983	12 - Stroud, Dan
1984	10 - Schulte, Joe
1985	13 - Schulte, Joe
1986	14 - Grim, Jon
1987	22 - Hempen, Hal
1988	16 - Harper, Brian
1989	16 - Elfrink, Brad
1990	14 - Marschel, Larry
1991	17 - Wieter, Alan
1992	23 - Dannenmueller, Dan
1993	19 - Lochmann,
1994	22 - Phillips
1995	22 - Pehle, Troy
1996	17 - Siboda, Dave
1997	23 - Michel, David
1998	23 - Swearingen, Jason
	23 - Spille, Ryan
1999	20 - Spille, Ryan
2000	28 - Hilz, Jeffrey

2001	27 - Hilz, Jeffrey
2002	26 - Frazier, Mark
2003	23 - Beever, James
2004	30 - Smith, Brad
2005	29 - Johnson, Andrew
2006	25 - Parham, Josh
2007	22 - Nails, Ivan
	22 - Parham, Josh
2008	22 - Rhodes, Lance
2009	23 - Poole, Ryan
2010	25 - Simmons, Shae
2011	23 - Simmons, Shae
2012	21 - Lynn, Dylan
2013	30 - Hurst, Bobby
2014	24 - Wright, Brady
	24 - Hull, Christian
2015	23 - Siddle, Alex
2016	28 - Busiek, Jake
2017	30 - Waldhoff, Jared
2018	25 - Stretch, Aaron
2019	26 - Winder, Logan
2020	7 - Grossius, Bryce
	7 - Cisneros, Blake
2021	22 - Cisneros, Blake
	22 - Williams, Austin

Games Started

1973	6 - McSpadden, Galen
1974	8 - McSpadden, Galen
1975	8 - Smith, Tim
1976	19 - Jorn, Dave
1977	9 - Hastings, Trae
	9 - Hosick, Steve
1978	7 - Hastings, Trae
1979	7 - D'Amico, Paul
1980	7 - Boeller, Keith
	7 - Baker, Randy
1981	8 - Gronowski, Dave
1982	8 - Eftink, Mick
1983	11 - Stroud, Dan
1984	6 - Reinagel, Kenny
	6 - Maloney, Scott
1985	11 - Schulte, Joe
1986	12 - Bohnert, Jeff
1987	12 - Lummus, Lee
	12 - Harper, Brian
1988	13 - Harper, Brian
1989	12 - Lummus, Lee
1990	9 - Baker, Doug
1991	11 - Parks, Jim
1992	16 - Jarvis, John
1993	10 - Tripp, Shawn

1994	9 - Mitts
	9 - Rothweil, Larry
1995	15 - Rothweil, Larry
1996	13 - Swearingen, Jason
	13 - Michel, David
1997	13 - Michel, David
	13 - Siboda, Dave
1998	17 - Swearingen, Jason
1999	15 - Spille, Ryan
2000	16 - Huesgen, Dan
2001	15 - Pennington, Todd
2002	17 - Purcell, Brad
2003	13 - Alvarez, Tim
2004	15 - Fitch, Mike
2005	17 - Johnson, Andrew
2006	14 - Maupin, Anthony
2007	15 - Syberg, Josh
2008	13 - Renfrow, Dustin
	13 - Leigh, James
2009	12 - Leigh, James
	12 - Gumieny, Kyle
2010	15 - Underwood, Jordan
2011	15 - Underwood, Jordan
2012	15 - Simmons, Shea
2013	16 - Spitzfaden, Will
2014	14 - Iago, Tyler
2015	15 - Winkelman, Alex
	15 - Hayes, Travis
2016	16 - Lucchesi, Joey
	16 - Beltran, Robert
2017	15 - Chandler, Clay
	15 - Murphy, Justin
2018	14 - Spalt, Logan
2019	14 - Dodd, Dylan
2020	4 - Dodd, Dylan
	4 - Niznik, Noah
2021	15 - Dodd, Dylan

Complete Games

1973	6 - McSpadden, Galen
1974	6 - McSpadden, Galen
1975	5 - Hastings, Trae
1976	8 - Hastings, Trae
1977	7 - Hosick, Steve
	7 - Hastings, Trae
1978	4 - Hastings, Trae
1979	3 - Fritsche, Tom
1980	4 - Baker, Randy
	4 - Boeller, Keith
1981	2 - Bernard, Lacey
	2 - Gronowski, Dave
	2 - Boeller, Keith



2022 SOUTHEAST MISSOURI BASEBALL GUIDE

ANNUAL LEADERS



1982 5 - Boeller, Keith
5 - Eftink, Mick
1983 9 - Hemmer, Lance
1984 6 - Reinagel, Kenny
1985 7 - Guthrie, Brian
7 - Schulte, Joe
1986 4 - Bohnert, Jeff
1987 6 - Brewer, Kirby
6 - Harper, Brian
1988 8 - Harper, Brian
1989 7 - Parks, Jim
1990 6 - Baker, Doug
1991 4 - Parks, Jim
1992 3 - Jarvis, John
3 - Wieter, Alan
1993 3 - Dannenmueller, Dan
1994 4 - Mitts
4 - Rothweil, Larry
1995 3 - Swearingen, Jason
3 - Rothweil, Larry
3 - Michel, David
1996 5 - Swearingen, Jason
1997 5 - Michel, David
1998 9 - Swearingen, Jason
1999 8 - Spille, Ryan
2000 5 - Debrock, Lanson
2001 5 - Pennington, Todd
2002 3 - Purcell, Brad
2003 6 - Alvarez, Tim
2004 7 - Maupin, Anthony
2005 5 - Evans, Joey
2006 6 - Maupin, Anthony
2007 6 - Shah, Asif
2008 5 - Renfrow, Dustin
2009 1 - Leigh, James
2010 1 - Gumieny, Kyle
2011 2 - Dicus, Jon
2012 1 - Lynn, Dylan
2013 2 - Smith, Zack
2 - Spitzfaden, Will
2014 2 - Hayes, Travis
2015 1 - Winkelman, Alex
1 - Hayes, Travis
2016 2 - Lucchesi, Joey
2017 1 - Murphy, Justin
2018 None
2019 1 - Niznik, Noah
2020 1 - Dodd, Dylan
1 - Niznik, Noah
2021 1 - Miller, Kyle
1 - Niznik, Noah

Shutouts

1974 2 - Raley, Mike
1975 1 - Shelton, Steve
1976 4 - Hastings, Trae
1977 1 - Buechting, Don
1 - Hammers, Jim
1 - Hastings, Trae
1 - Hosick, Steve
1979 1 - Fritsche, Tom
1980 2 - Bernard, Lacey
1981 1 - Gronowski, Dave
1 - Boeller, Keith
1982 1 - Stroud, Dan
1 - Richards, Kent
1 - Reinagel, Kenny
1 - Hemmer, Lance
1983 2 - Hemmer, Lance
1984 2 - Maloney, Scott
2 - Reinagel, Kenny
1985 1 - Schulte, Joe
1 - Guthrie, Brian
1986 2 - Bohnert, Jeff
1987 1 - Parks, Jim
1 - Harper, Brian
1988 1 - Harper, Brian
1989 1 - Lummus, Lee
1990 2 - Baker, Doug
1991 1 - Parks, Jim
1 - Baker, Doug
1992 2 - Wieter, Alan
1993 2 - Dannenmueller, Dan
1994 1 - Mitts
1 - Rothweil, Larry
1 - Phillips
1 - McMahon
1995 1 - Borders, Chad
1996 1 - Michel, David
1997 1 - Siboda, Dave
1 - Swearingen, Jason
1998 2 - Spille, Ryan
1999 3 - Huesgen, Dan
2000 2 - Debrock, Lanson
2001 3 - Pennington, Todd
2002 1 - Smith, Brandon
2003 3 - Alvarez, Tim
2005 1 - Evans, Joey
2006 1 - Maupin, Anthony
2007 3 - Shah, Asif
2014 1 - Hayes, Travis
2015 1 - Winkelman, Alex
2016 1 - Lucchesi, Joey
1 - Chandler, Clay

2017 1 - Murphy, Justin
1 - Chandler, Clay
1 - Haggerty, Josh
1 - Burris, Joey
2018 1 - Spalt, Logan
1 - Bergtholdt, Dan
1 - Losman, Ryan
1 - Bock, Nathan
1 - Pyles, Wesley
1 - Hagerty, Chase
1 - Holyfield, Ashton
2019 1 - Frank, Andrew
1 - Cook, Matthew
1 - Cisneros, Blake
1 - Grossius, Bryce
1 - Bock, Nathan
2020 1 - Dodd, Dylan
1 - Niznik, Noah
2021 None

Batters Faced

1978 180 - Hastings, Trae
1979 176 - D'Amico, Paul
1980 214 - Boeller, Keith
1981 223 - Gronowski, Dave
1982 214 - Eftink, Mick
1983 307 - Hemmer, Lance
1984 214 - Schulte, Joe
1985 330 - Schulte, Joe
1986 296 - Bohnert, Jeff
1987 359 - Harper, Brian
1988 415 - Harper, Brian
1989 355 - Parks, Jim
1990 259 - Marschel, Larry
1991 320 - Parks, Jim
1992 373 - Jarvis, John
1994 316 - Mitts
1995 430 - Michel, David
1996 369 - Swearingen, Jason
1997 381 - Michel, David
1998 486 - Swearingen, Jason
2000 417 - Debrock, Lanson
2001 378 - Pennington, Todd
2002 486 - Purcell, Brad
2003 448 - Alvarez, Tim
2004 471 - Maupin, Anthony
2005 460 - Johnson, Andrew
2006 432 - McAlister, Jamie
2007 394 - Renfrow, Dustin
2008 364 - Renfrow, Dustin
2009 384 - Leigh, James
2010 339 - Underwood, Jordan

2011 332 - Dicus, Jon
2012 320 - Shae Simmons
2013 377 - Spitzfaden, Will
2014 311 - Iago, Tyler
2015 364 - Hayes, Travis
2016 411 - Lucchesi, Joey
2017 377 - Murphy, Justin
2018 281 - Vick, Christian
2019 305 - Dodd, Dylan
2020 100 - Dodd, Dylan
2021 375 - Dodd, Dylan

Fielding

Chances

1973 5 - Wengert, Gary
1974 14 - Dambach, Grant
1975 12 - Wieser, Dan
1976 17 - Wieser, Dan
1977 14 - Wieser, Dan
1978 11 - Eisenbach, Rick
1979 174 - Samples, Mike
1980 247 - Thompson, Jay
1981 237 - Deal, Russ
1982 282 - Rosburg, Paul
1983 279 - Daily, Rick
1984 180 - Patterson, Dan
1985 307 - Patterson, Dan
1986 302 - Patterson, Dan
1987 277 - Schmidt, Steve
1988 250 - Zoellner, Rich
1989 298 - Horace, Scott
1990 298 - Horace, Scott
1991 292 - Shylanski, Todd
1992 383 - Pruneau, Scott
1993 253 - Crosnoe, Rex
1994 449 - Blum, Kris
1995 423 - Crosnoe, Rex
1996 264 - Breuer, Tom
1997 305 - Collier, Lamonte
1998 360 - Bourbon, Jeff
1999 333 - Kinsolving, Darin
2000 397 - Bourbon, Jeff
2001 463 - Bourbon, Jeff
2002 423 - McDonald, Tristen
2003 403 - Gilbert, Gary
2004 408 - Noll, Brady
2005 324 - Payne, Jordan
2006 411 - Rave, Aaron
2007 423 - Wagner, Matt
2008 425 - Wagner, Matt
2009 444 - Wagner, Matt



2022 SOUTHEAST MISSOURI BASEBALL GUIDE

ANNUAL LEADERS



2010 330 - Klocke, Jim
2011 274 - Jones, Casey
2012 407 - Campbell, Kody
2013 531 - Tellor, Matt
2014 489 - Tellor, Matt
2015 513 - Rippee, Ryan
2016 496 - Lees, Brian
2017 495 - Gagan, Tristen
2018 276 - Gagan, Tristen
2019 292 - Keck, Andrew
2020 135 - Blazeovic, Austin
2021 368 - Stauss, Wade

Putouts

1979 163 - Samples, Mike
1980 229 - Thompson, Jay
1981 194 - Deal, Russ
1982 271 - Rosburg, Paul
1983 257 - Daily, Rick
1984 165 - Patterson, Dan
1985 290 - Patterson, Dan
1986 282 - Patterson, Dan
1987 243 - Schmidt, Steve
1988 235 - Zoellner, Rich
1989 282 - Horace, Scott
1990 267 - Horace, Scott
1991 260 - Shylanski, Todd
1992 324 - Pruneau, Scott
1993 227 - Crosnoe, Rex
1994 412 - Blum, Kris
1995 367 - Crosnoe, Rex
1996 218 - Miller, Mike
1997 235 - Kinsolving, Darin
1998 326 - Bourbon, Jeff
1999 276 - Kinsolving, Darin
2000 347 - Bourbon, Jeff
2001 410 - Bourbon, Jeff
2002 370 - Hoffman, Eric
2003 364 - Gilbert, Gary
2004 359 - Noll, Brady
2005 261 - Payne, Jordan
2006 385 - Rave, Aaron
2007 389 - Wagner, Matt
2008 404 - Wagner, Matt
2009 416 - Wagner, Matt
2010 259 - Klocke, Jim
2011 250 - Jones, Casey
2012 370 - Campbell, Kody
2013 484 - Tellor, Matt
2014 452 - Tellor, Matt
2015 477 - Rippee, Rayn
2016 432 - Lees, Brian

2017 461 - Gagan, Tristen
2018 260 - Gagan, Tristen
2019 255 - Keck, Andrew
2020 119 - Blazeovic, Austin
2021 341 - Stauss, Wade

Assists

1979 54 - Miller, Blake
1980 93 - Miller, Blake
1981 87 - Miller, Blake
1982 84 - Bunton, Bob
84 - Ivie, Mike
1983 88 - Ivie, Mike
1984 48 - Smith, Darrick
1985 78 - Muench, Doug
1986 106 - Kimbelin, Keith
1987 90 - Kimbelin, Keith
1988 99 - Crosnoe, Cory
1989 108 - Crosnoe, Cory
1990 71 - Thomas, Scott
1991 99 - Thomas, Scott
1992 101 - Hollrah, Scott
1993 101 - Rives
1994 97 - Hopper, Scott
97 - Moeglin, Brian
1995 144 - Hopper, Scott
1996 154 - Curran, Rusty
1997 180 - Collier, Lamonte
1998 161 - Lowe, Steve
1999 147 - Lowe, Steve
2000 146 - Borowiak, Zach
2001 130 - Borowiak, Zach
2002 166 - Borowiak, Zach
2003 130 - Borowiak, Zach
2004 168 - Bracamonte, Ernie
2005 137 - Jenkins, Bo
2006 113 - Padilla, Omar
2007 143 - Moore, Robby
2008 112 - Spencer, Tony
2009 138 - Spencer, Tony
2010 147 - Parmley, Kenton
2012 140 - Parmley, Kenton
2013 134 - Blum, Jason
2014 119 - Lennington, Andy
2015 191 - Boggetto, Branden
2016 151 - Ezell, Trevor
2017 162 - Basler, Connor
2018 84 - Ezell, Trevor
2019 123 - Basler, Connor
2020 44 - Wilber, Tyler
2021 148 - Wilber, Tyler

Double Plays

2000 30 - Borowiak, Zach
2001 38 - Allen, Shane
2002 53 - Hoffman, Eric
2003 46 - Gilbert, Gary
2004 37 - Jenkins, Bo
2005 40 - Bracamonte, Ernie
2006 31 - Rave, Aaron
2007 30 - Moore, Robby
2008 33 - Wagner, Matt
2009 46 - Wagner, Matt
2010 43 - Parmley, Kenton
2011 30 - Parmley, Kenton
2012 35 - Parmley, Kenton
2013 45 - Tellor, Matt
2014 55 - Tellor, Matt
2015 46 - Rippee, Ryan
2016 39 - Boggetto, Branden
2017 51 - Gagan, Tristen
2018 26 - Gagan, Tristen
2019 28 - Wilber, Tyler
2020 4 - Wilber, Tyler
4 - Basler, Connor
2021 22 - Blazeovic, Austin

Caught Stealing By

1992 25 - Shylanski, Todd
1993 11 - Crosnoe, Rex
1994 23 - Crosnoe, Rex
1995 27 - Crosnoe, Rex
1996 15 - Miller, Mike
1997 11 - Hoehner, Brad
1998 11 - Hoehner, Brad
1999 15 - Berry, Dan
2000 16 - Bourbon, Jeff
2001 15 - Bourbon, Jeff
2002 26 - McDonald, Tristen
2003 13 - McDonald, Tristen
2004 18 - Noll, Brady
2005 10 - Noll, Brady
2006 10 - Olson, Levi
2007 15 - Klocke, Jim
2008 13 - Klocke, Jim
2009 10 - Klocke, Jim
2010 13 - Klocke, Jim
2011 5 - Dicus, Jon
2013 6 - Winkelman, Alex
2014 12 - Mitchell, Scott
2015 13 - Mitchell, Scott
2016 8 - Lees, Brian
2017 13 - Lees, Brian
2018 3 - Stauss, Wade

2019 12 - Keck, Andrew
2020 3 - Keck, Andrew
2021 6 - Keck, Andrew
6 - Stauss, Wade

Note: SEMO's 2020 season was shortened to 17 games due to a global COVID-19 pandemic.




2022 SOUTHEAST MISSOURI BASEBALL GUIDE

COACHING HISTORY



Ed Williams

1959; 1 season
4-5-1 (.450)



Joe Uhls

1960-1984; 25 seasons
373-257-5 (.591)



Palmer Muench

1985-1994; 10 seasons
235-206-3 (.533)



Mark Hogan

1995-2012; 18 seasons
526-456-1 (.536)



Steve Bieser

2013-2016; 4 seasons
138-97 (.587)



Andy Sawyers

2017-Present
118-118 (.500)

Year	Coach	Won	Lost	Tied	Pct.	Year	Coach	Won	Lost	Tied	Pct.	Year	Coach	Won	Lost	Tied	Pct.
1959	Williams	4	5	1	.450	1981	Uhls	15	21	1	.419	2003	Hogan	31	20	0	.608
1960	Uhls	4	6	0	.400	1982	Uhls	30	9	0	.769	2004	Hogan	29	28	0	.509
1961	Uhls	6	8	1	.433	1983	Uhls	29	10	0	.744	2005	Hogan	24	32	0	.429
1962	Uhls	5	12	1	.306	1984	Uhls	17	12	0	.586	2006	Hogan	23	33	0	.411
1963	Uhls	11	9	0	.550	1985	Muench	28	15	1	.648	2007	Hogan	32	24	0	.571
1964	Uhls	15	5	0	.750	1986	Muench	29	13	1	.686	2008	Hogan	26	26	0	.500
1965	Uhls	16	4	0	.800	1987	Muench	28	20	0	.583	2009	Hogan	26	25	0	.510
1966	Uhls	11	8	0	.579	1988	Muench	19	23	0	.452	2010	Hogan	30	25	0	.545
1967	Uhls	13	10	0	.565	1989	Muench	27	17	0	.614	2011	Hogan	34	22	0	.607
1968	Uhls	9	11	0	.450	1990	Muench	21	19	1	.524	2012	Hogan	23	36	0	.390
1969	Uhls	6	12	1	.342	1991	Muench	25	18	0	.581	2013	Bieser	26	33	0	.441
1970	Uhls	9	11	0	.450	1992	Muench	22	27	0	.449	2014	Bieser	37	20	0	.649
1971	Uhls	15	7	0	.682	1993	Muench	13	27	0	.325	2015	Bieser	36	23	0	.610
1972	Uhls	11	10	0	.524	1994	Muench	23	27	0	.460	2016	Bieser	39	21	0	.650
1973	Uhls	14	4	0	.778	1995	Hogan	32	21	0	.604	2017	Sawyers	29	26	0	.527
1974	Uhls	17	13	0	.567	1996	Hogan	25	23	1	.520	2018	Sawyers	27	30	0	.474
1975	Uhls	18	9	0	.667	1997	Hogan	24	33	0	.421	2019	Sawyers	23	32	0	.418
1976	Uhls	28	15	0	.651	1998	Hogan	32	24	0	.571	2020*	Sawyers	9	8	0	.529
1977	Uhls	25	13	0	.658	1999	Hogan	27	27	0	.500	2021	Sawyers	30	22	0	.577
1978	Uhls	14	11	0	.560	2000	Hogan	37	17	0	.685						
1979	Uhls	13	10	0	.565	2001	Hogan	34	20	0	.630						
1980	Uhls	22	17	1	.562	2002	Hogan	37	20	0	.649						

* Season shortened due to COVID-19

Mark Hogan

Mark Hogan, the all-time winningest coach in Southeast Missouri State University baseball history, announced his retirement after 18 seasons on July 30, 2012. Hogan compiled a 526-456-1 (.536) record with one Ohio Valley Conference regular-season title (2002), two OVC Tournament crowns (1998, 2002) and the program's only two NCAA Tournament appearances (1998, 2002). Hogan achieved many milestones throughout his illustrious 31-year career which culminated with an overall record of 911-713-3 between the NCAA Division I, NCAA Division II and NJCAA Division I ranks. Most recently, Hogan picked up his 900th career win when the Redhawks beat Arkansas State on Apr. 17, 2012. Prior to that, Hogan notched his 500th victory at Southeast when the Redhawks defeated Eastern Illinois on May 20, 2011. In 2007, Hogan surpassed the legendary Joe Uhls for the most wins in school history.

- 526 victories at Southeast (1995-2012)
- 248 OVC victories
- 18 OVC Tournament Appearances
- 15 Major League Draft picks
- 80 All-OVC selections
- 5 OVC Pitcher of the Year Selections
- 4 OVC Player of the Year Selections
- 4 OVC Rookie of the Year Selections

- 2 OVC Tournament Championships
- 2 NCAA Regional Appearances
- 1 OVC Regular-Season Title
- 911 Career victories in 31 years as a head coach
- 1,627 games coached, including 983 at Southeast Missouri

OVC TOURNAMENT CHAMPIONS | 1998 • 2002 • 2016 • 2021
NCAA TOURNAMENT | 1998 • 2002 • 2016 • 2021



2022 SOUTHEAST MISSOURI BASEBALL GUIDE

MISCELLANEOUS RECORDS



Postseason History

(Since Joining NCAA Division I)

OVC Tournament

Appearances and Records

(Finish)

1992.....	1-2
1995.....	2-2 (2 nd)
1996.....	1-2
1997.....	3-2 (2 nd)
1998.....	3-0 (1 st)
1999.....	0-2
2000.....	2-2 (2 nd)
2001.....	0-2
2002.....	4-1 (1 st)
2003.....	1-2
2004.....	3-2 (2 nd)
2005.....	0-2
2006.....	2-2
2007.....	1-2
2008.....	3-2 (2 nd)
2009.....	0-2
2010.....	0-2
2011.....	2-2
2012.....	2-2
2013.....	2-2
2014.....	1-2
2015.....	3-2 (2 nd)
2016.....	4-1 (1 st)
2017.....	1-2
2018.....	1-2
2021.....	3-1 (1 st)

Overall Record..... 45-47

NCAA Tournament Results

1998 Midwest Regional

Wichita, Kan.

5/21 vs. Wichita State - L, 4-7

5/21 vs. Georgia Tech - L, 5-14

2002 Tuscaloosa Regional

Tuscaloosa, Ala.

5/31 vs. Alabama - W, 7-4

6/1 vs. Florida Atlantic - L, 6-12

6/1 vs. Alabama - L, 4-7

2016 Starkville Regional

Starkville, Miss.

6/3 vs. Mississippi State - L, 5-9

6/4 vs. Louisiana Tech - L, 4-9

2021 Oxford Regional

Oxford, Miss.

6/4 vs. #12 Ole Miss - L, 3-6

6/5 vs. Southern Mississippi - L, 0-21

Single-Season Wins

1. 2016.....	39
2. 2014.....	37
2002.....	37
2000.....	37
5. 2015.....	36
6. 2011.....	34
2001.....	34
8. 2007.....	32
1998.....	32
1995.....	32

Single-Season Winning Percentage

1. 1965.....	.800 (16-4)
2. 1973.....	.778 (14-4)
3. 1982.....	.769 (30-9)
4. 1964.....	.750 (15-5)
5. 1983.....	.744 (29-10)
6. 1986.....	.686 (29-13-1)
7. 2000.....	.685 (37-17)
8. 1971.....	.682 (15-7)
9. 1975.....	.667 (18-9)
10. 1977.....	.658 (25-13)

Single-Season Runs

1. 2016.....	474
2. 2015.....	473
3. 2010.....	452
4. 2014.....	408
5. 2000.....	397
6. 1998.....	396
7. 2002.....	393
8. 2017.....	388
9. 2011.....	387
10. 2003.....	381

Single-Season Batting Average

1. 1986.....	.354
2. 2010.....	.346
3. 1982.....	.324
4. 1985.....	.323
5. 1989.....	.322
6. 2003.....	.321
1963.....	.321
8. 2011.....	.316
9. 1983.....	.315
10. 2000.....	.314

Single-Season Earned Run Average

1. 1973.....	1.82
2. 1972.....	2.32
1970.....	2.32
4. 1974.....	2.37
5. 1965.....	2.64
6. 1975.....	2.65
7. 1991.....	3.16
8. 1976.....	3.17
9. 1977.....	3.39
10. 1982.....	3.44

Single-Season Fielding Percentage

1. 2015.....	.977
2. 2018.....	.971
3. 2021.....	.974
2019.....	.974
5. 2014.....	.969
6. 2008.....	.968
7. 2011.....	.986
8. 2017.....	.967
2012.....	.967
10. 2007.....	.965

Consecutive Streaks

Wins

Length Year Details

14	2003	3/12 (vs. St. Louis) - 4/12 (at Eastern Ky.), snapped: 4/12 (at Eastern Ky.)
13	1973	Game 1 (vs. Centenary) - Game 13 (vs. Lincoln), snapped: Game 14 (vs. Lincoln)
11	2016	3/11 (at Eastern Kentucky) - 4/5 (vs. Arkansas State), snapped: 4/4 (at Austin Peay)
11	1985	4/3 (gm. 2 vs. Evansville) - 4/19 (vs. Northeastern Ill.), snapped: 4/20 (at SIU-E)
11	1977	Game 12 (vs. Mo.-Rolla) - Game 22 (vs. Mo. State), snapped: Game 23 (vs. Truman St.)
10	1976	Game 2 (vs. Memphis) - Game 11 (vs. Tenn.-Martin), snapped: Game 12 (vs. Tenn.-Martin)

Losses

Length Year Details

10	2012	3/14 (vs. UALR) - 3/30 (at Eastern Illinois), snapped 3/31 (at Eastern Illinois)
8	1992	2/19 (at Ark. State) - 3/8 (at Columbus College), snapped: 3/8 (at Columbus College)
7	2006	3/11 (vs. South Dakota St.) - 3/26 (at UT Martin), snapped: 3/29 (vs. Missouri)
7	1981	4/8 (at Southern Ill.) - 4/18 (vs. Mo.-St. Louis), snapped: 4/21 (vs. Maryville)
7	1969	Game 4 (vs. Wisc. State) - Game 10 (vs. Mo.-Rolla), snapped: Game 11 (vs. Mo.-Rolla)
6	4x	last 2008 4/9 (vs. Arkansas State) - 4/19 (Samford, Gm. 1), snapped: 4/19 (Samford, Gm. 2)

Shutout Wins

3, 3 times; Last: 4/1/06 (vs. Murray St.) - 4/2/06 (vs. Murray St.)



2022 SOUTHEAST MISSOURI BASEBALL GUIDE

MISCELLANEOUS RECORDS



OVC Tournament Appearances

1992.....	1-2
1995.....	2-2 (2 nd)
1996.....	1-2
1997.....	3-2 (2 nd)
1998.....	3-0 (1 st)
1999.....	0-2
2000.....	2-2 (2 nd)
2001.....	0-2
2002.....	4-1 (1 st)
2003.....	1-2
2004.....	3-2 (2 nd)
2005.....	0-2
2006.....	2-2
2007.....	1-2
2008.....	3-2 (2 nd)
2009.....	0-2
2010.....	0-2
2011.....	2-2
2012.....	2-2
2013.....	2-2
2014.....	1-2
2015.....	3-2 (2 nd)
2016.....	4-1 (1 st)
2017.....	1-2
2018.....	1-2
2021.....	3-1 (1 st)

Overall Record..... 45-47

OVC Tournament Record vs.

Austin Peay.....	10-4
Belmont.....	3-1
Eastern Illinois.....	4-5
Eastern Kentucky.....	4-4
Jacksonville State.....	7-8
Middle Tennessee.....	2-6
Murray State.....	4-6
Morehead State.....	4-5
Samford.....	0-2
Tennessee Tech.....	6-6
UT Martin.....	1-0

OVC Tournament Record by Seed

No. 1.....	15-7
No. 2.....	5-8
No. 3.....	1-2
No. 4.....	0-4
No. 5.....	4-6
No. 6.....	9-8

*Seedings began in 2000

OVC Regular Season Titles

Eastern Kentucky.....	16
Middle Tennessee.....	13
Murray State.....	11
Austin Peay.....	9
Tennessee Tech.....	9
Morehead State.....	8
Southeast Missouri.....	5
Western Kentucky.....	5
Eastern Illinois.....	4
Jacksonville State.....	3
East Tennessee.....	1
Samford.....	1

OVC Tournament Titles

Middle Tennessee.....	10
Austin Peay.....	6
Eastern Kentucky.....	4
Jacksonville State.....	5
Southeast Missouri.....	4
Tennessee Tech.....	4
Morehead State.....	4
Eastern Illinois.....	2
Murray State.....	2
Western Kentucky.....	1

Year-by-Year OVC Tournament Champions

1962.....	Eastern Kentucky
1964.....	Murray State
1965.....	Murray State
1966.....	Eastern Kentucky
1967.....	Eastern Kentucky
1968.....	Middle Tennessee
1969.....	Morehead State
1970.....	Murray State
1971.....	Austin Peay
1973.....	Morehead State
1974.....	Murray State
1975.....	Murray State
1976.....	Middle Tennessee
1977.....	Morehead State
1978.....	East Tennessee
1979.....	Murray State
1980.....	Western Kentucky
1981.....	Middle Tennessee
1982.....	Middle Tennessee
1983.....	Morehead State
1984.....	Eastern Kentucky
1985.....	Eastern Kentucky
1986.....	Eastern Kentucky

1987.....	Middle Tennessee
1988.....	Middle Tennessee
1989.....	Eastern Kentucky
1990.....	Middle Tennessee
1991.....	Middle Tennessee
1992.....	Middle Tennessee
1993.....	Morehead State
1994.....	Middle Tennessee
1995.....	Middle Tennessee
1996.....	Austin Peay
1997.....	Tennessee Tech

1998.....	Southeast Missouri
1999.....	Eastern Illinois
2000.....	Middle Tennessee
2001.....	Tennessee Tech

2002.....	Southeast Missouri
2003.....	Murray State
2004.....	Jacksonville State
2005.....	Austin Peay
2006.....	Jacksonville State
2007.....	Austin Peay
2008.....	Eastern Illinois
2009.....	Tennessee Tech
2010.....	Jacksonville State
2011.....	Austin Peay
2012.....	Austin Peay
2013.....	Austin Peay
2014.....	Jacksonville State
2015.....	Morehead State

2016.....	Southeast Missouri
2017.....	Tennessee Tech
2018.....	Morehead State
2019.....	Jacksonville State
2020.....	No tournament due to COVID-19

2021.....	Southeast Missouri
------------------	---------------------------



2022 SOUTHEAST MISSOURI BASEBALL GUIDE

OVC TOURNAMENT APPEARANCES



1992 (at Middle Tennessee)*

Southeast Missouri 3, Austin Peay 1
Middle Tennessee 4, Eastern Kentucky 1
Austin Peay 13, Eastern Kentucky 10
Middle Tennessee 14, Southeast Missouri 2
Austin Peay 6, Southeast Missouri 4
Middle Tennessee 10, Austin Peay 9

1995 (at Middle Tennessee)

Southeast Missouri 7, Eastern Kentucky 4
Middle Tennessee 15, Morehead State 6
Morehead State 4, Eastern Kentucky 2
Southeast Missouri 14, Middle Tenn. 4
Middle Tennessee 8, Morehead State 4
Middle Tennessee 6, Southeast Missouri 5
Middle Tennessee 6, Southeast Missouri 4

1996 (at Austin Peay)

First Round (at Austin Peay)

Southeast Missouri 9, Morehead State 1
Austin Peay 16, Tennessee-Martin 1
Morehead State 6, Tennessee-Martin 4
Austin Peay 8, Southeast Missouri 3
Morehead State 4, Southeast Missouri 0
First Round (at Middle Tennessee)

Tennessee Tech 15, Eastern Kentucky 5
Murray State 13, Middle Tennessee 9
Eastern Kentucky 5, Middle Tennessee 4
Tennessee Tech 8, Murray State 6
Eastern Kentucky 5, Murray State 1

Championship Round (at Austin Peay)

Morehead State 4, Eastern Kentucky 2
Austin Peay 8, Tennessee Tech 3
Morehead State 2, Tennessee Tech 1
Morehead State 2, Austin Peay 1
Austin Peay 4, Morehead State 3

1997 (at Middle Tennessee)

Southeast Missouri 6, Eastern Illinois 5
Austin Peay 4, Eastern Kentucky 1
Southeast Missouri 4, Middle Tennessee 0
Tennessee Tech 5, Austin Peay 4
Austin Peay 9, Middle Tennessee 6
Southeast Missouri 9, Tennessee Tech 5
Tennessee Tech 4, Austin Peay 2
Tennessee Tech 10, Southeast Missouri 8
Tennessee Tech 8, Southeast Missouri 4

1998 (at Southeast Missouri)*

Eastern Kentucky 7, Murray State 5
Morehead State 8, Tennessee Tech 3
Eastern Kentucky 15, Eastern Illinois 3
Southeast Missouri 10, Morehead State 9
Eastern Illinois 10, Morehead State 8
Southeast Missouri 12, Eastern Ky. 8

Eastern Illinois 26, Eastern Kentucky 10
Southeast Missouri 15, Eastern Illinois 11

1999 (at Southeast Missouri)

Middle Tennessee 12, Austin Peay 9
Eastern Kentucky 8, Murray State 5
Eastern Illinois 8, Middle Tennessee 7
Eastern Kentucky 13, Southeast Missouri 6
Middle Tennessee 6, Southeast Missouri 4
Eastern Illinois 9, Eastern Kentucky 4
Middle Tennessee 4, Eastern Kentucky 3
Eastern Illinois 4, Middle Tennessee 3

2000 (at Southeast Missouri)

#4 Austin Peay 8, #5 Murray State 7
#3 Middle Tennessee 4, #6 Eastern Illinois 3
#1 Eastern Kentucky 5, #4 Austin Peay 2
#3 Middle Tenn. 3, #2 Southeast Missouri 2
Southeast Missouri 13, Austin Peay 0
Middle Tennessee 6, Eastern Kentucky 4
Southeast Missouri 15, Eastern Kentucky 5
Middle Tennessee 11, Southeast Missouri 4
Tennessee Tech 11, Eastern Illinois 10
Southeast Missouri 13, Tennessee Tech 1

2003 (at Paducah, Ky.)

#6 Eastern Illinois 12, #1 Austin Peay 11
#5 Eastern Kentucky 12, #2 Southeast Missouri 6
#4 Murray State 8, #3 Tennessee Tech 3
Southeast Missouri 4, Austin Peay 0
Eastern Illinois 9, Tennessee Tech 2
Eastern Kentucky 13, Murray State 6
Murray State 4, Southeast Missouri 3
Eastern Kentucky 8, Eastern Illinois 7
Murray State 6, Eastern Illinois 4 (13 inn.)
Murray State 11, Eastern Kentucky 5
Murray State 19, Eastern Kentucky 4

2004 (at Paducah, Ky.)

#2 Eastern Illinois 18, #5 Southeast Missouri 9
#3 Jacksonville State 15, #4 Eastern Kentucky 0
#6 Samford 15, #1 Austin Peay 3
Southeast Missouri 6, Austin Peay 1
Eastern Kentucky 15, Samford 9
Jacksonville State 5, Eastern Illinois 3
Samford 6, Eastern Illinois 1
Southeast Missouri 9, Eastern Kentucky 7
Jacksonville State 13, Samford 5
Southeast Missouri 7, Jacksonville State 6 (11)
Jacksonville State 5, Southeast Missouri 1

2005 (at Paducah, Ky.)

#4 Murray State 4, #5 Southeast Missouri 3
#6 Eastern Kentucky 6, #3 Morehead State 4
Morehead State 6, Southeast Missouri 1
#2 Austin Peay 6, Murray State 5
#1 Jacksonville State 8, Eastern Kentucky 2
Eastern Kentucky 8, Morehead State 6
Eastern Kentucky 7, Murray State 2
Austin Peay 4, Jacksonville State 1
Jacksonville State 11, Eastern Kentucky 6
Jacksonville State 8, Austin Peay 7
Austin Peay 5, Jacksonville State 0

2006 (at Paducah, Ky.)

#4 Eastern Kentucky 6, #5 Austin Peay 3
#6 Southeast Missouri 7, #3 Eastern Illinois 6
Austin Peay 10, Eastern Illinois 2
#2 Jacksonville State 19, Eastern Kentucky 7
#1 Samford 11, Southeast Missouri 5
Southeast Missouri 10, Austin Peay 9
Eastern Kentucky 14, Southeast Missouri 10
Jacksonville State 17, Samford 6
Samford 24, Eastern Kentucky 6
Jacksonville State 8, Samford 7

2001 (at Paducah, Ky.)

#6 Eastern Kentucky 14, #1 Eastern Illinois 8
#5 Austin Peay 9, #2 Southeast Missouri 4
#3 Tennessee Tech 8, #4 Murray State 3
Eastern Illinois 2, Southeast Missouri 1
Eastern Kentucky 13, Murray State 3
Tennessee Tech 10, Austin Peay 5
Austin Peay 10, Eastern Illinois 6
Tennessee Tech 16, Eastern Kentucky 7
Austin Peay 8, Eastern Kentucky 1
Austin Peay 3, Tennessee Tech 2
Tennessee Tech 9, Austin Peay 2

2002 (at Paducah, Ky.)*

#5 Tennessee Tech 8, #2 Eastern Illinois 0
#1 Southeast Missouri 9, #6 Morehead State 6
#3 Austin Peay 8, #4 Murray State 6
Eastern Illinois 21, Morehead State 1
Murray State 4, Southeast Missouri 3 (10)
Tennessee Tech 3, Austin Peay 2
Southeast Missouri 7, Austin Peay 5
Eastern Illinois 6, Murray State 5
Southeast Missouri 9, Tennessee Tech 2

2007 (at Paducah, Ky.)

#4 Samford 8, #5 Eastern Kentucky 3
#3 Southeast Missouri 10, #6 Murray State 7
Eastern Kentucky 5, Murray State 2
#2 Jacksonville State 15, Southeast Missouri 2
#1 Austin Peay 5, Samford 1



2022 SOUTHEAST MISSOURI BASEBALL GUIDE

OVC TOURNAMENT APPEARANCES



Samford 9, Eastern Kentucky 4
Samford 5, Southeast Missouri 1
Austin Peay 2, Jacksonville State 1
Jacksonville State 10, Samford 8
Austin Peay 3, Jacksonville State 2

2008 (at Paducah, Ky.)

#4 Eastern Illinois 4, #5 Tennessee Tech 1
#6 Southeast Missouri 5, #3 Austin Peay 2
Tennessee Tech 5, Austin Peay 4
Eastern Illinois 8, #2 Samford 4
#1 Jacksonville State 7, Southeast Missouri 6
Tennessee Tech 9, Samford 1
Southeast Missouri 8, Tennessee Tech 4
Eastern Illinois 10, Jacksonville State 6
Southeast Missouri 6, Jacksonville State 4
Eastern Illinois 7, Southeast Missouri 4

2009 (at Paducah, Ky.)

#5 Tennessee Tech 9, #4 Southeast Missouri 5
#6 Jacksonville State 9, #3 Morehead State 0
Morehead State 7, Southeast Missouri 5 (11)
Tennessee Tech 7, #2 Murray State 2
Jacksonville State 11, #1 Eastern Illinois 5
Murray State 8, Morehead State 5
Murray State 5, Eastern Illinois 4
Tennessee Tech 13, Jacksonville State 12
(10) Jacksonville State 9, Murray State 3
Tennessee Tech 4, Jacksonville State 3 (10)

2010 (at Jackson, Tenn.)

#5 Eastern Illinois 10, #4 Southeast Missouri 5 (10)
#6 Eastern Kentucky 4, #3 Murray State 3
Murray State 13, Southeast Missouri 9 (10)
#2 Jacksonville State 7, Eastern Illinois 5
#1 Tennessee Tech 7, Eastern Kentucky 4
Murray State 10, Eastern Kentucky 2
Murray State 14, Eastern Illinois 4
Jacksonville State 9, Tennessee Tech 7
Tennessee Tech 15, Murray State 6
Jacksonville State 10, Tennessee Tech 8

2011 (at Jackson, Tenn.)

#4 Tennessee Tech 6, #5 Eastern Kentucky 5
#3 Jacksonville State 9, #6 UT Martin 8
UT Martin 6, Eastern Kentucky 2
Jacksonville State 8, #2 Southeast Missouri 2
#1 Austin Peay 2, Tennessee Tech 1
Southeast Missouri 12, UT Martin 7
Southeast Missouri 6, Tennessee Tech 1
Austin Peay 4, Jacksonville State 1
Jacksonville State 15, Southeast Missouri 12
Austin Peay 7, Jacksonville State 3

2012 (at Jackson, Tenn.)

#4 Eastern Illinois 2, #5 Morehead State 1
#6 Southeast Missouri 4, #3 Jacksonville State 1
Jacksonville State 12, Morehead State 5
Eastern Illinois 11, #2 Eastern Kentucky 2
Southeast Missouri 4, #1 Austin Peay 3
Jacksonville State 9, Eastern Kentucky 4
Austin Peay 7, Jacksonville State 6 (11)
Eastern Illinois 7, Southeast Missouri 6
Austin Peay 10, Southeast Missouri 6
Austin Peay 7, Eastern Illinois 0
Austin Peay 3, Eastern Illinois 0

2013 (at Jackson, Tenn.)

#5 Eastern Kentucky 11, #4 Jacksonville State 2
#6 Southeast Missouri 9, #3 Belmont 6
Belmont 6, Jacksonville State 3
#2 Austin Peay 13, Eastern Kentucky 3
#1 Tennessee Tech 5, Southeast Missouri 1
Southeast Missouri 2, Belmont 1
Eastern Kentucky 12, Southeast Missouri 9
Austin Peay 6, Tennessee Tech 2
Eastern Kentucky 6, Tennessee Tech 4
Austin Peay 6, Eastern Kentucky 3

2014 (at Jackson, Tenn.)

#5 Morehead State 11, #4 SIUE 6
#6 Eastern Illinois 2, #3 Jacksonville State 1
Jacksonville State 7, SIUE 5
#2 Tennessee Tech 14, Morehead State 2
#1 Southeast Missouri 8, Eastern Illinois 6
Jacksonville State 13, Eastern Illinois 2
Jacksonville State 7, Morehead State 1
Tennessee Tech 9, Southeast Missouri 2
Jacksonville State 6, Southeast Missouri 2
Jacksonville State 10, Tennessee Tech 7
Jacksonville State 4, Tennessee Tech 2

2015 (at Jackson, Tenn.)

#4 Tennessee Tech 5, #5 Jacksonville State 3
#6 Belmont 9, #3 SIUE 7 (11)
Jacksonville State 8, SIUE 5
#2 Morehead State 4, Tennessee Tech 3 (10)
Belmont 7, #1 Southeast Missouri 2
Southeast Missouri 12, Jacksonville State 4
Southeast Missouri 14, Tennessee Tech 3
Morehead State 8, Belmont 4
Southeast Missouri 9, Belmont 4
Morehead State 16, Southeast Missouri 3

2016 (at Jackson, Tenn.)*

#4 Morehead State 3, #5 Tennessee Tech 2
(12) #3 Austin Peay 12, #6 Belmont 7
Belmont 9, Tennessee Tech 8
#2 Jacksonville State 12, Austin Peay 10

#1 Southeast Missouri 3, Morehead State 0
Belmont 8, Morehead State 0
Austin Peay 7, Belmont 4 (13)
Jacksonville State 11, Southeast Missouri 7
Southeast Missouri 10, Austin Peay 4
Southeast Missouri 10, Jacksonville State 7
Southeast Missouri 14, Jacksonville State 8

2017 (at Oxford, Ala.)

#7 Austin Peay 6, #8 UT Martin 2
#5 Southeast Missouri 13, #4 Jacksonville State 10
#6 Murray State 9, #3 Belmont 3
#2 Morehead State 9, Austin Peay 4
Austin Peay 8, Jacksonville State 7
#1 Tennessee Tech 14, Southeast Missouri 9
Morehead State 12, Murray State 6
Belmont 6, Austin Peay 1
Murray State 8, Southeast Missouri 5
Tennessee Tech 8, Morehead State 6
Belmont 5, Murray State 4
Belmont 11, Morehead State 6
Tennessee Tech 16, Belmont 4

2018 (at Oxford, Ala.)

#7 Murray State 15, #8 Eastern Illinois 5
#4 Jacksonville State 8, #5 Austin Peay 2
#3 Morehead State 12, #6 Eastern Kentucky 7
#2 Southeast Missouri 5, Murray State 2
Eastern Kentucky 13, Murray State 6
#1 Tennessee Tech 5, Jacksonville State 2
Morehead State 18, Southeast Missouri 9
Eastern Kentucky 5, Austin Peay 1
Tennessee Tech 10, Morehead State 5
Jacksonville State 11, Southeast Missouri 0
Eastern Kentucky 11, Jacksonville State 8
(14) Morehead State 5, Eastern Kentucky 2
Morehead State 11, #18 Tennessee Tech 6
Morehead State 4, #18 Tennessee Tech 3

2021 (at Jackson, Tenn.)*

#1 Southeast Missouri 11, #4 Austin Peay 8
#2 Murray State 8, #3 Morehead State 7 (13)
#1 Southeast Missouri 6, #2 Murray State 5
#4 Austin Peay 3, #3 Morehead State 1
#2 Murray State 7, #4 Austin Peay 6 (11)
#2 Murray State 10, #1 Southeast Missouri 1
#1 Southeast Missouri 10, #2 Murray State 1

2021 Tournament narrowed to four teams due to COVID pandemic

* OVC Tournament Champion



2022 SOUTHEAST MISSOURI BASEBALL GUIDE

2021 NCAA OXFORD REGIONAL



OXFORD REGIONAL

JUNE 4-7, 2021

Oxford-University Stadium / Swayze Field

Ole Miss

#1



#2



#3




#4





2022 SOUTHEAST MISSOURI BASEBALL GUIDE
2021 NCAA OXFORD REGIONAL



OVC TOURNAMENT CHAMPIONS | 1998 • 2002 • 2016 • 2021
NCAA TOURNAMENT | 1998 • 2002 • 2016 • 2021



2022 SOUTHEAST MISSOURI BASEBALL GUIDE

ALL-TIME ROSTER



A

Abele, Joe.....1963-64
Abernathy, Ryan.....2010
Abrams, Mike.....1971
Adams.....1968
Adamson, Michael.....2010-11
Alberter.....1976
Allen, Shane.....2000-01
Alsdorf, Jamie.....1995
Alsup.....1966
Alvarez, Tim.....2002-03
Amick, Mark.....1973-76
Anderson, Jack.....1960
Andrews, Lincoln.....2019-Pres.
Apprill, Greg.....1981-83
Arft, George.....1960-61
Ashton, Cody.....1985
Auer, Ron.....1971-72

B

Bading, Fred.....1977
Bahr, Ray.....1963-65
Bailey.....1993-94
Baker, Doug.....1990-91
Baker, Randy.....1977-80
Baldwin, Matt.....2001-02
Bann, John.....1972
Barklage, Gary.....1981
Barnes, Larry.....1961-62
Barnes, Ryan.....2012-15
Barnett, Tim.....1991
Basler, Connor.....2017-21
Basta, Ed.....1976-78
Basta, Larry.....1976-79
Bauman, Terry.....1967
Bazzell, Terry.....1973-75,77
Beatty, Brad.....2001
Beauchamp, Derek.....2019
Beaudean, Joel.....1964-67
Bebej, Jeff.....1994-97
Beever, James.....2000,02-03
Below, Jason.....1993-94
Beltran, Robert.....2016-17
Bergtholdt, Dan.....2016-19
Bernard, Lacey.....1978-81
Berra, Michael.....2017-18
Berry, Dan.....1998-99
Bieser, Cole.....2010-14
Bieser, Steve.....1988-89
Black.....1959
Blair, Shane.....2012
Blankenship, Bob.....1973-74
Blazevic, Austin.....2018-21
Blemker, Zac.....2007-08
Blum, Jason.....2011-15
Blum, Kris.....1992-95

C

Bock, Nathan.....2018-20
Boeller, Kirk.....2009-11
Boeller, Keith.....1980-83
Boever, Jim.....1969-71
Bogenpohl, Chad.....1998-99
Boggetto, Brandon.....2013-16
Bohnert, Jeff.....1985-86
Bonilla Jr., Clement.....1999-02
Booth, Carl.....1996
Borders, Chad.....1991-93,95
Borowiak, Zach.....2000-03
Bottger, Kyle.....2017
Bourbon, Jeff.....1998-01
Boxwell, Tyler.....2013
Boyer, Ron.....1960
Boyett, Jeff.....1991
Bracamonte, Ernie.....2004-05
Bradford, Kieran.....2008
Brady, Mike.....1968-69
Branstetter, Ryan.....1997
Brechtlein, Tom.....1981
Breuer, Tom.....1993-96
Brewer, Kirby.....1986-88
Brown.....1969
Brown, Darryl.....1986
Brucker, Kevin.....1984-85
Brunderman, Rich.....1964-67
Brune, Greg.....1965-68
Buck, Justin.....1996-97
Buckner, Jason.....1996
Budt, Greg.....1999
Buechting, Don.....1975-78
Bumpus, Brad.....2003
Bunton, Bob.....1979-82
Bunton, Ted.....1989-92
Burgess, Ky.....2010-2011
Burgess, Larry.....1983-85
Burkis, Ryan.....1992-94
Burlison, Ron.....1970
Burton, David.....1986
Burridge, Alex.....2012-15
Burris, Joey.....2015-18
Busiek, Jake.....2016
Busiek, Rob.....1988
Caffrey, Chris.....2016-17
Callaghan, Jeb.....2021-Pres.
Calvird, Riley.....2015
Campbell, Kody.....2009-12
Campbell, Keith.....1978-80
Cantanzaro, Phil.....1960-61
Canty, Alex.....2018-19
Carter, Matt.....2004-07
Cashion, Jim.....1960,62
Casson, Augie.....2000

D

Catanzaro, Phil.....1962-63
Chandler, Clay.....2016-17
Chastain, Rick.....1977-78
Cheo, Ryan.....2002
Chiaventone, Pat.....1977
Christian, Justin.....2003
Cisneros, Blake.....2019-Pres.
Clark, Bob.....2012-13
Clark, Shawn.....1995-96
Clayton, Bill.....2003,05
Clayton, James.....2004-06
Clayton, James.....1968
Clayton, John.....1990-91
Cobb, Skylar.....2013-14
Coker, David.....1969
Cole, Lindell.....1960
Collier, Lamonte.....1996-97
Collins, Skip.....1968-70
Collins, Ar.....1971
Colucci, Bobby.....2010
Cook, Matt.....2017-19
Colyer.....1964
Congwer, Tony.....1983
Cooper, Shawn.....1992
Costello, Daniel.....2016
Cox, Braden.....2019-20
Craft, Lance.....1996-97
Crafton, Bill.....1961-62
Creamer, Jeff.....1982
Creech, Dennis.....1961-63
Criscione, Bill.....1975-78
Cronister.....1959
Crosnoe, Rex.....1993-95
Crosnoe, Cory.....1988-89
Croucher, Andrew.....2014
Cummings, Tyrell.....2008-09
Cunningham, Heath.....1992
Curran, Rusty.....1996
D'Amico, Paul.....1978-81
Daily, Rick.....1983
Dambach, Greg.....2007,09-10
Dambach, Grant.....1974-77
Dambach, Mike.....1972-74
Dameworth, Bruce.....1975
Dannenmueller, Dan.....1990-93
Davenport, Bonnie.....1960-62
David.....1973
Davidson, Andy.....2000-02
Davie.....1965
Davis, Grant.....2012
Deal, Russ.....1979-82
Deason, Kendall.....2009
Debrock, Lanson.....1997-00
DeFere, Dean.....1987-89

E

Detring, Ken.....1973-74
Dicus, Jon.....2010-11
Diel, Bill.....1989
Dinkelman, Ryan.....2003
Dirden, Justin.....2018-20
Dirnberger, Blake.....2009
Dodd, Dylan.....2019-21
Doehring, Jim.....1960-63
Doerr, Merl.....1985
Doerr, Mark.....1976-77
Dohogne, Rick.....1978-80
Draves, Rob.....1982
Drury, Mark.....1969-72
Duncan, Dave.....1991-92
Dunn, Keith.....1967
Durso, Marc.....1975
Dyson, Ken.....1961
Edwards, Jim.....1988-91
Edwards, Tim.....1989-91
Eftink, Mick.....1979-82
Eftink, Josh.....2002
Eiler, Terry.....1966-67
Eisenbach, Rick.....1975-78
Elfrank, Steve.....1971-74
Elfrink, Brad.....1987-89
Epley.....1993-94
Erlacker, Jim.....1971-73
Erleben, Gary.....1965-66
Eubanks, Glenn.....1987
Evans, Clayton.....2013-17
Evans, Joey.....2005
Evans, Jim.....1980
Evans, Victor.....1960
Ezell, Trevor.....2015-18

F

Fahringer, Mick.....1978
Faircloth, Eric.....1986
Fangman, Aaron.....2003-04
Faulkner, Peyton.....2018-19
Felling, Michael.....2011
Ferguson, Cole.....2014-15
Fernandez, Andres.....2004
Feuerstake, Caleb.....2019-20
Fields, W.....1961
Files, Brad.....1983
Fitch, Mike.....2004
Fitzpatrick.....1994
Fisher, Nolan.....2012-15
Forsyth, Ryan.....2003-05
Forsythe.....1959
Forte, Adonis.....2021
Frakes, Bill.....1984
Frank, Andrew.....2018-19
Frazier, Mark.....2001-02



2022 SOUTHEAST MISSOURI BASEBALL GUIDE

ALL-TIME ROSTER



Fritsche, Tom.....1979-80
Fritts, Turner.....2019
Fuller, Donnie.....2002-03
Fulte, Tim.....1991-92
Funkhauser, Bill.....1959-60

G

Gabbard, Ron.....1969
Gagan, Tristen.....2017-18
Gaebler, Kenny.....1998-00
Gandolfo, Garrett.....2015-16
Garner, Kurt.....2004
Garner, Nick.....1985
Garrow, Steve.....1978-81
Gentry, Mike.....1971
Gerwitz, Jim.....1996-97
Gibson, Chris.....2005-06
Gibson, Derek.....2010-14
Giegling, Jim.....1987
Gilbert, Gary.....2003-04
Glastetter, Jim.....1964-67
Glenzy, Gary.....1962
Goetz.....1977
Goforth, Chuck.....1982-83
Gongwer, Tony.....1984-86
Gonzalez, Brett.....2019
Goodman, Steve.....1996-97
Govek, Ryan.....2002
Graber, Brett.....2021-Pres
Graham, Darryl.....2006-07
Greaser, Brian.....1990
Green, Nate.....2017-18
Grim, Jon.....1986-88
Gronowski, Dave.....1980-81
Gross, David.....1977-80
Gross, M.....1961
Grossius, Bryce.....2019-Pres.
Gumieny, Kyle.....2009-10
Gunnels, Brian.....1996
Guthrie, Brian.....1984-85

H

Hachman, Ralph.....1965-68
Hagedorn, Bob.....1960-61
Hagerty, Chase.....2017-19
Haggerty, Josh.....2017
Hahn, Landon.....2019-20
Haines, Talley.....1996-97
Hajek, Gerald.....1962
Halter, Tim.....1970
Hammers, Jim.....1977-78
Hanne, Troy.....1990
Hansford, Wade.....2003-04
Hantack, Richard.....1959-60
Harmon.....1959
Harmon, Robert.....1990

Harness, Corey.....2008-11
Harness, Harlard.....1978-79
Harper, Brian.....1986-88
Harris, Donta.....1992-95
Harris, Nick.....2007-11
Harshbarger.....1959
Haseltine, Louie.....2008-2011
Hastings, Blaze.....2017
Hastings, Trae.....1975-78
Hatton, Vern.....2001-02
Haunschild, Frank.....1965-66
Hawkins, Dave.....1959-60,62-63
Hayden, Derek.....2007
Hayes, Travis.....2014-15
Hearne, Gary.....1965-66
Hemmer, Lance.....1982-84
Hempfen, Hal.....1986-87
Hendrain, Adam.....2010
Hendrix, Greg.....2009
Heon, Taylor.....2010-2012
Herbig, Derek.....2004-06
Herring.....1964
Heuring, Darrell.....1990
Heuring, Keith.....1996
Heuvelman, Arnie.....1982-85
Hewitt, Dalton.....2011-15
Hibbard, James.....2006
Hicks, Mike.....1989
Hilz, Jeffrey.....2000-01
Hobbs, Ted.....1979-80
Hoehner, Brad.....1996-99
Hoffman, Craig.....1983-86
Hoffman, Eric.....2001-04
Hoffman, Josh.....2021
Hogan, Mark.....1976
Hojnacki, Michael.....2019-20
Holdinghaus, Dave.....1972-74
Holdner, John.....1961-63
Holland, Matt.....2007
Holland, Dennis.....1961
Hollrah, Scott.....1991-92
Holst, Dan.....2016-17
Holtzman.....1966
Hopkins, Brian.....2001-03
Hopper, Scott.....1994-96
Horace, Scott.....1989-90
Horstman, Eric.....2004-05
Hosick, Steve.....1977
Hotfelder, John.....1968-70
Howe, Mike.....1972-74
Huesgen, Dan.....1997-00
Hull, Christian.....2011-14
Hull, Matthew.....1998
Hunt, Jeff.....1976-77
Hurst, Bobby.....2012-13

I

Iago, Tyler.....2014
Ivie, Mike.....1981-84

J

Jacobsen, Noah.....2019-21
James, Rolland.....1967-70
Janet, Chris.....1981-84
Jarvis, John.....1991-92
Jenkins, Bo.....2004-05
Jensen, Jeff.....1984
Jett, Jim.....1964
Jett, Jim.....1967-68
Johnson, Andrew.....2005-06
Johnson, Bob.....1979
Johnson, Jeremy.....1997-00
Jolly, Charles.....1971-72
Jones, Casey.....2010-11
Jones, Tony.....1985-86
Jorgenson.....1959
Jorn, Dave.....1975-76
Jungers, Bill.....1963-65

K

Karall, Joseph.....2021
Keck, Andrew.....2019-Pres.
Kelam, Ron.....1972-73
Kell, Jamie.....1984
Kemper, Jake.....2008
Kendall, Ryan.....2012-13
Kern, Robert.....1998-99
Kesterson, Al.....1964, 66-67
Kill, Trevor.....2012-13
Kimbelen, Keith.....1986-87
King, Floyd.....1963-66
King, Jim.....1970-71
King, Jeremy.....2001
Kinsolving, Darin.....1997-00
Kintz, Jeff.....1982,84
Kitchen, Paul.....1967
Kitchen, Terry.....1971-74
Kitrell, Mike.....1986
Klein, Anthony.....2021-Pres.
Klein, Corey.....2003
Kline, Terry.....1966-67
Klocke, Jim.....2007-10
Koch, Don.....1961
Kolons, Brett.....2009
Korando, Tony.....1975-76
Kornfeld, Kevin.....1978
Kosciulek, Keith.....1983
Kossina, Joey.....2021
Kreitler, Broc.....2015
Kress, Steve.....1991-92
Kuehler, Dan.....1969-70
Kuehn, Ralph.....1975-77

Kuhl.....1964
Kumer, Kerry.....1987
Kurt, Bryan.....2004-05
Kurtz, David.....2002
Kutmas, Chad.....1995

L

LaBruyere, Brad.....2008-11
Ladd, Skler.....2012
Landgraf, Jeff.....1970-73
Landgren, Allan.....1998-99
Lane, Marty.....1998-99
Lang, Bob.....1962
Larsen, Tim.....1998
Lack, Andy.....2012-16
Lawrence, Jacob.....2015-16
Lawson, Brent.....2004-07
Lawson, David.....2002-03
Layton, Aaron.....1990-93
Lee, Tom.....1962
Lees, Brian.....2016-17
Leeper, Hunter.....2015-16
Leeper, Peyton.....2019-Pres.
Leigh, James.....2007-09
Leonard, Jim.....1966-68
Lenaburg, Ryan.....2014-15
Lennington, Andy.....2011-15
Lewallen, Ronnie.....2000
Lewis, Jon.....1997
Lloyd, Daniel.....2019
Lipe, Edward.....1972
Lochmann.....1993-94
Loflin, Jim.....1988-89
Lohr.....1959
Long, Darrell.....1967-70
Long, Jim.....1969-70
Lopez, Freddy.....2004-05
Losman, Ryan.....2017-18
Lowe, Steve.....1998-99
Lucchesi, Joey.....2015-16
Luer, Jeff.....1987
Lummus, Lee.....1986-89
Lunski, Greg.....2001
Lynch, Paul.....1989-90
Lynn, Dylan.....2012-13

M

Mabrey.....1959
Mabury.....1959
Mahan, Bill.....1961
Mahon, Logan.....2010-11
Malchow, Bruce.....1961-62
Malenfant, Hayden..2019-Pres.
Malham, Brennan.....2010-11
Maloney.....1993-94
Maloney, Scott.....1981-85



2022 SOUTHEAST MISSOURI BASEBALL GUIDE

ALL-TIME ROSTER



Malzahn, Ryan2021-Pres.

Mann.....1968
Manning, Josh.....2008
Marino, Charlie.....1998-00
Marschel, Larry.....1990-91

Mason, Jevon2021-Pres.

Massie, Stephen.....2009-10
Mather, John.....1988-89
Maupin, Anthony.....2004-06
McAlister, Jamie.....2005-06
McCabe, Brandon.....2021
McCann, Jeff.....1983-84
McClanahan.....1959
McClanahan, Sean.....1989
McClarty, Pat.....1974
McConnell, Britt.....1986-90
McDonald, Tristen.....2001-03
McGuire, Nathan.....1998
McLain, Gary.....1982
McMahan, Aiden.....2017
McMahon.....1993-94
McNeely, Bryan.....2019-20
McSpadden, Galen.....1971-74
McVay, Charles.....1960,63
Meade, Josh.....2013
Meier, Dale.....1961-64
Mercado, Chad.....2006-07
Metz, Don.....1967-70
Meyer, Kevin.....1999-00
Meyn, Keegan.....2019-20
Meystedt, Kermit.....1964-67
Michel, David.....1995-97
Middleton, Perry.....2014-15
Mikrut, Tyler.....2013
Miller.....1959
Miller, Blake.....1978-81
Miller, Brad.....1987

Miller, Kyle2021-Pres.

Miller, Larry.....1966-68
Miller, Mike.....1995-97
Miller, Tom.....1988
Miller, Tim.....1991
Mills.....1959
Mitchell, John.....1985
Mitchell, Michael.....2000-01
Mitchell, Scott.....2014-16
Mitts.....1993-94
Mize, John.....1975
Moeglin, Brian.....1991-94
Moehrs, Clay.....1988-91
Mohar, Bill.....1962
Monahan, Pat.....1965
Montgomery, Jim.....1978-79,81
Montiel, Frankie.....2004-05
Moore, Robby.....2006-07
Moore, Zach.....2015-17

Morgan, Scott.....1979,81-82
Morgan, Bruce.....1975-76
Morris.....1968
Morris, Jeff.....1983-84
Morrow.....1959
Moses, Trenton.....2008-12
Mosel, Greg.....2014-15
Mosley, Braden.....2017
Mosley, Steve.....1964-65
Moulton, Seth.....2003
Muegge, Ken.....1982
Mueller, Don.....1962
Muench, Doug.....1985-86
Munsell, Mark.....1992
Murphy, Dan.....1978
Murphy, Justin.....2016-17

N

Nagel, Blane.....1975
Nails, Ivan.....2007-08
Neal, Kyle.....2001
Nebel, Steve.....1974
Needham, Dylan.....2019-20
Neel, Brendon.....2015
Newcomb, Keith.....1963-65
Nicholas, Brice.....2000-02
Nichols, Gary.....1959-60
Nieslen, Alex.....2018-19
Niznik, Noah2019-Pres.
Noll, Brady.....2004-05
Noon, Jim.....1974-75
Nourie, Jon.....2003-04

O

O'Connor, Gerald.....1959-60
O'Donnell, Connery .2021-Pres.
O'Mara, Tom.....1961
Olson, Levi.....2005-06
Osborne, Chris.....2016-17
Osburn, Ted.....1979-80

P

Padilla, Omar.....2006-07
Palmer, Dave.....1981-82
Parham, Josh.....2005-07
Parker, Bryan.....1975-76
Parks, Jim.....1987-91
Parmley, Kenton.....2009-12
Paskus, John.....1972-73
Patman, Michael.....2012-13
Patterson, Dan.....1984-86
Patterson, Dennis.....1972
Payne, Jordan.....2005-06
Payne, Jerry.....1966-67,72
Payne, Jim.....1965-66
Payne, Mike.....1969-72

Pecaut, Ricky.....1987-88
Pehle, Todd.....1994-97
Pehle, Troy.....1994-97
Pelsma, Dennie.....1967-69
Pemberton, Shawn.....1996-97
Pennington, Adam.....2016-18
Pennington, Todd.....1999-01
Pepper, Brian.....1997

Perego, Matt2021-Pres.

Peterson, Jack.....1960
Pfingsten, Dan.....1995-96
Phillips.....1994
Phillips, Derrick.....1985
Pierce, Rhett.....1992-93
Pilcher, Joey.....2003-04
Pilla, Dave.....1976

Pittman, Rance.....2019-Pres.

Plassmeyer, Ken.....1959-62
Poinsett.....1959
Poole, Ryan.....2008-09
Portell, Mike.....1965,67
Potts, Randy.....1984-85
Potts, Craig.....1974
Powell, Charlie.....1972-73
Poynor, Bill.....1980
Pritchett, Dustin.....2005-07
Prickett, Ryan.....2011-12
Probst, Ron.....1960
Proctor, Dave.....1971
Prothro, Lawrence.....1985
Pruneau, Scott.....1990-93
Purcell, Brad.....2001-02
Pyles, Wesley.....2015-19

Q

Qualls, Bruce.....1982-85

R

Radetick, Joe.....1984-86
Raley, Mike.....1972-75
Ralls, Hunter2021-Pres.
Range, Dale.....1981
Rausch, Fischer.....2019-Pres.
Rave, Aaron.....2006
Reeder.....1970
Reid, Bill.....1966-67
Reid, Bob.....1959
Reid, John.....1959-61
Reinagel, Jeff.....1981-83
Reinagel, Kenny.....1982-84
Reinagel, Scott.....2002-03
Reinagel, Tom.....1971-72
Renfrow, Dustin.....2007-08
Rentfro, Cooper.....2017
Reuss, Jim.....1962-64
Reynolds, Garret.....2016-17

Rhodes, Lance.....2007-08
Rhodes, Larry.....1962-65
Richards, Kent.....1982
Riddle, Lee.....1963
Riley, Phillip.....2006-07
Ripp, Jacob.....2011
Rippee, Ryan.....2015-16
Risch, Scott.....1981
Rives.....1993-94
Rizzuto.....1969-70
Roberts, Mike.....1980
Robertson, Kylar.....2016-17
Robins, Randall.....1974-75
Robinson, Kerry.....1993-95
Robinson, Mike.....2001
Rodriguez, Daniel.....1998-99
Rogers, Bryan.....1992-93
Roll, Lee.....1969
Rosburg, Paul.....1981-82
Rosener, Sam.....2007-08
Rothweil, Larry.....1994-95
Rouse, Quenten.....2005-06
Ruff, Kenneth.....1984
Rupp, Tim.....2010-11
Russell, Brett.....2010-11

S

Sacshe, Austin.....2018-19
Salazar, John.....2009-10
Samples, Mike.....1977-79
Sandheinric, Kelly.....1986-87
Sawyers, Jon.....2021
Saulter, Jim.....1975
Schaefer, Brian.....1993-95
Schatzley, Bill.....1977-79
Scheidt.....1964
Schiller, Don.....1965-67
Schiltz, Danny.....1999
Schlegel, Andy.....1996
Schlick.....1974
Schmidt, Steve.....1987
Schmidt, Lynn.....1977-78
Schneider, Gary.....1975
Schreck, Chris.....1987
Schreiber, David.....1991
Schromm, Aaron.....2019-20
Schuembaur, Carl.....1974
Schuh, Daniel.....2006-09
Schulman, Jeff.....1992,94
Schulte, Joe.....1984-85
Schumacher.....1968
Schwartz, Dan.....1979-80
Schwent, Gary.....1969-70
Schwieso, Brian.....1986
Sconce.....1994
Seabaugh, Don.....1983



2022 SOUTHEAST MISSOURI BASEBALL GUIDE

ALL-TIME ROSTER



Sehnert, Ryan2003
 Selby, Tim1995
 Self, Brent.....2002
 Shadowens, Chris.....1986
 Shah, Asif2006-07
 Shannon, Dennis.....1970
 Shasserre, Dan.....1966-67
 Sheffer, Marc.....1998
 Shelton, Steve1973-75
 Sheridan, Andy2002
 Shearrow, Luke2013
 Sherry.....1968
 Sherry, Adam2002
 Shifferdecker, Rod1990
 Short, Paul1987-88
 Shy, Dan1988-89
 Shylanski, Todd1991-92
 Siboda, Dave1996-97
 Siddle, Alex2013-16
 Siebert, Scott.....1987-90
 Sigler, Brian.....1990,92
 Simmons, Brad2001-02
 Simmons, Mark1985
 Simmons, Shae2010-12
 Singleton, Raleigh.....1963
 Skakalski, Stan.....2003-04
 Slattery, Blake.....2008-11
 Smiley, Butch1976
 Smith, Brad.....2003-05
 Smith, Brandon1999-02
 Smith, Darrick.....1983-86
 Smith, Tim1975-76
 Smith, Zack2012-13
 Sommerkamp, David1998
 Sole, Casey2019-20
 Sorth, Larry.....1961
 Southerland, Hunter2018-19
 Spalt, Logan2018-19
 Spanberger, Cody2012-15
 Spawr, Braden2019-20
 Spencer, Tony2008-09
Sperling, Danny2021-Pres.
 Spies, George.....1969-71
 Spille, Ryan.....1998-99
 Spitzfaden, Will2012-13
 Stahl, Barry.....1973
 Stambush, Archie.....1999-00
Stauss, Ty2021-Pres.
 Stauss, Wade.....2018-21
 Steffens, Jeff.....1987-90
 Steighorst, Mark.....1972
 Steimle, Doug1965-67
 Steinmetz, Rich1981-83
 Stephens, Andy2008-09
 Stephens, Garrett.....2019
 Steward, Lon1985-86

Steward, Malik.....2012
 Still, Steven2012-13
 Stockton, Garret2014-15
 Stoll, Isaac.....2007
Stone, Noah2021-Pres.
 Strahlendorf, Todd.....2008-09
 Stretch, Aaron2018-19
 Stroud, Dan1981-83
 Stucker, Gary1987-88
 Stuckey, Denver2000-03
 Suedekum, Jerry.....1963-65
 Sullivan, Robin.....1975
 Sullivan, Scott.....1997-98
 Swartz, Mike.....1976
 Swearingen, Jason1995-98
 Swift, Bob.....1963-64
 Swift, Dick.....1963-64
 Syberg, Josh2007-2011

T

Tabata, Osamu1989,91
 Taylor, Joel2016
 Taylor, Michael.....006-07
 Teel, Marvin1962
 Tellor, Matt2013-14
 Theodorakos, Jason2003-04
 Thomas, Nick.....2010-11
 Thomas, Scott.....1990-91
 Thomas, Tommy2000-01
 Thomas, Tyler.....2013
 Thompson, Jay1979-80
 Thorgmorton, Dick1960
 Thornsberry, James.....1968-71
 Tierney, Jesse2009-12
 Tripp, Shawn1992-93
 Turk, Jim.....1961-64
 Turner, Dewight.....1963

U

Ulmer, Pete.....1965-68
 Underwood, Jordan2010-11

V

Valek, Eddie1993-95
 Vardell, Vrah1959-60
 Varone, Bill.....1962
 Vaughn, Steve1965-68
 Vega, Carlos2017-18
 Via1969
 Vick, Christian.....2018-19
 Vickery, Charlie1973-74
 Vieth1977
 Viviano, George1961
 Vogt, Ryan2019-21
 Voss, Ron.....1962-63

W

Wade, Matthew2015-18
 Wadlington, Gary1962-63,65
 Wadlington, Scott.....1980
 Wagner, Matt.....2007-09
 Wahl, Fred1972,74-75
 Waldhoff, Jared.....2016-17
 Wallace, Ron1968-71
 Wallut, Rich1982
 Warren, Phil.....1997-00
 Warren, Lee.....1973-74
 Webb, David.....2019-20
 Weber, Matt1992
 Weiler, Jeff.....1995
 Wells, Rob1995
 Wengert, Alan1982-84
 Wengert, Gary1973-74
 Wente, Jacob2010-11
 West, Chris2005
 West, Josh2002
 Wheeler, Justin2008-09
 Wiese, Andrew2007-09
 Wieser, Dan1975-77
 Wieser, Mike1976
 Wieser, Rick1975-76
 Wieter, Alan.....1990-92
Wilber, Tyler2019-Pres.
Williams, Austin.....2019-Pres.
 Williams, Greg.....1969
 Williams, Hank Jr.2012-13
 Williams, Joe1977-80
 Williams, Peter.....2015
 Williams, Ray1969-70
 Williams, Steve.....1981-84
Wilma, Collin.....2019-Pres.
 Wilson, Devon.....2018-19
 Wilson, Jon.....1971-72
 Winder, Logan2018-19
 Winder, Mark.....1988
 Winkelman, Alex.....2013-15
 Winkler, Bob.....1967
 Wise, Trent2010-11
 Wittenborn, Mark2003-04
 Wollis, Keith2004-05
 Wolsey, Jerry.....1998-99
 Wood, Brent1980-83
 Wright, Brady2014-16
 Wright, Danny.....2017-21
 Wright, John.....1971
 Wulfers, Matt.....2007-08

Y

Yount, Kyle1996-99
 Yount, Steve1970-73

Z

Zivic, Braxton.....2021



2022 SOUTHEAST MISSOURI BASEBALL GUIDE

YEARLY RESULTS



Head Coach Joe Uhlis

1960 (4-8)

Southern Illinois	L	4-3
Harris-Stowe	W	5-3
Arkansas State	W	10-2
Southern Illinois	W	10-7
Concordia Seminary	L	3-2
Memphis	L	11-0
Saint Louis	L	17-3
Paducah Jr. Coll.	L	10-5
Southern Illinois	L	10-5
McKendree	L	7-4
Murray State	L	5-3

1961 (6-9-1)

Quincy	L	8-0
Central Michigan	L	9-4
North Dakota	W	5-2
Harris-Stowe	W	5-4
Evansville	W	8-3
Arkansas State	L	12-3
Paducah Jr. Coll.	L	9-7
Southern Illinois	W	5-4
Southern Illinois	L	13-1
Murray State	L	3-2
Saint Louis	T	4-4
Saint Louis	L	12-2
Southern Illinois	L	8-7
Flat River Jr. Coll.	W	22-0
Murray State	W	8-5
Memphis	L	5-0

1962 (5-12-1)

William Jewell	W	7-4
Evansville	T	4-4
Arkansas State	L	6-3
Concordia (STL)	W	4-0
Harris-Stowe	L	16-3
Southern Illinois	L	2-0
Southern Illinois	L	8-3
Arkansas State	L	4-1
Paducah Jr. Coll.	W	2-1
Saint Louis	W	8-1
Saint Louis	L	8-3
McKendree	W	11-3
Southern Illinois	L	9-6
Harris-Stowe	L	2-1
Evansville	L	6-5
Evansville	L	2-1

NCAA Regional

Austin Peay	L	2-1
Arkansas State	L	6-3

1963 (11-9)

Evansville	W	6-2
Murray State	L	11-0
Murray State	L	6-4
Evansville	W	12-2
Paducah CC	W	7-6
Harris-Stowe	W	8-0
Quincy	W	11-0
Quincy	W	7-3
Harris-Stowe	W	12-5
Harris-Stowe	W	15-1
Concordia (Mo.)	L	6-3
Paducah CC	W	20-3
Arkansas State	L	4-3
Southern Illinois	L	12-4
Murray State	L	2-1
Arkansas State	W	4-0
Arkansas State	W	6-4
Saint Louis	L	8-1
Saint Louis	L	4-1
Southern Illinois	L	3-1

1964 (15-5)

Evansville	W	9-2
Arkansas State	W	5-1
Arkansas State	L	7-6
UT Martin	W	7-4
Harris-Stowe	W	7-6
McKendree	W	4-3
McKendree	W	5-0
Southern Illinois	L	5-3
Murray State	W	7-6
Murray State	W	11-3
Concordia (Mo.)	W	7-6
Evansville	W	8-1
Delta State	W	4-1
Saint Louis	W	4-3
Southern Illinois	W	8-5
Missouri State	W	5-0
Missouri State	W	5-4
Harris-Stowe	W	10-0
McKendree	W	13-5
McKendree	W	13-6

1965 (16-4)

William Jewell	W	8-2
Evansville	W	7-1
Lakeland (Wis.)	W	19-0
Murray State	W	9-8
Arkansas State	W	8-7
UT Martin	L	3-2
Southern Illinois	L	13-8
Missouri S&T	W	2-1
Missouri S&T	W	7-0
Harris-Stowe	W	10-1
Southern Illinois	L	3-0

Arkansas State

Murray State	L	8-7
Missouri S&T	W	9-5
Missouri State	W	7-2
Missouri State	W	9-6
Evansville	W	9-2
Harris-Stowe	W	7-0
McKendree	W	2-0
McKendree	W	7-2

1966 (11-8)

Harris-Stowe	W	3-1
Central Michigan	L	4-3
Central Michigan	W	4-1
Missouri State	W	4-1
Missouri State	W	8-1
Missouri State	W	4-3
Evansville	L	7-4
Missouri S&T	W	5-2
Missouri State	W	11-0
Southern Illinois	W	3-2
Southern Illinois	L	3-2
Arkansas State	L	5-3
Arkansas State	W	6-5
Murray State	L	11-2
Missouri S&T	W	2-1
Missouri S&T	L	10-5
Central Mo.	L	3-1
Central Mo.	L	4-1

1967 (13-10)

Memphis	W	6-3
Memphis	L	7-3
Delta State	L	9-4
Delta State	W	8-5
Delta State	L	5-4
Bradley	L	12-7
Bradley	L	3-2
Bradley	W	11-10
Evansville	W	9-8
UT Martin	W	9-1
Missouri State	L	5-0
Missouri State	W	9-8
Missouri S&T	L	6-3
Missouri S&T	W	9-8
Missouri State	W	9-2
Harris-Stowe	W	13-3
Evansville	W	7-2
Murray State	L	5-4
Murray State	W	7-6
NW Mo. State	W	2-0
NW Mo. State	W	4-3
Northwestern St.	L	12-6
Arkansas State	L	2-1
North Dakota	L	2-1

W 7-4

Northwestern	W	9-4
Washington U.	W	5-2
Washington U.	L	5-1
Missouri S&T	W	3-0
Missouri S&T	W	3-0
Concordia (Neb.)	L	6-3
Concordia (Neb.)	L	8-2
Missouri State	W	13-3
Missouri State	L	5-4
Evansville	L	5-4
UT Martin	L	3-2
Concordia (STL)	W	7-6
Missouri S&T	W	6-5
Missouri S&T	L	6-1
Missouri S&T	L	6-4
Arkansas State	L	6-1
Missouri State	W	5-2
Missouri State	L	6-3
Missouri State	L	5-4
Murray State	W	4-2

1968 (9-11)

Missouri State	W	14-2
Missouri State	L	3-2
Missouri S&T	L	2-1
Missouri S&T	L	2-1
Missouri S&T	L	3-2
Saint Louis	W	10-1
Missouri-St. Louis	W	12-8
Murray State	W	5-4

1969 (6-12-1)

William Penn	W	2-0
William Penn	T	2-2
Wisconsin State	W	7-6
Wisconsin State	L	5-2
Missouri State	L	3-2
Missouri State	L	6-0
Missouri State	L	11-10
Missouri-St. Louis	L	7-6
Missouri S&T	L	4-2
Missouri S&T	L	5-4
Missouri S&T	W	6-2
Missouri State	L	8-1
Missouri State	L	7-3
Missouri State	L	13-1
Murray State	W	7-4
Evansville	W	3-2
UT Martin	W	3-2
UT Martin	L	12-3
Murray State	L	6-1

1970 (9-11)

Murray State	L	8-2
CBC	L	4-3
CBC	L	2-1
Delta State	L	4-1
Missouri State	L	9-0
Missouri State	W	6-3
Missouri State	W	5-4
Evansville	W	6-5
Missouri S&T	W	1-0
Missouri S&T	W	9-0
Missouri S&T	L	4-3
Missouri State	L	7-2

Missouri State

Missouri State	L	3-2
Missouri S&T	L	2-1
Missouri S&T	L	2-1
Missouri S&T	L	3-2
Saint Louis	W	10-1
Missouri-St. Louis	W	12-8
Murray State	W	5-4

1971 (15-7)

CBC	W	10-6
Memphis	W	8-7
Evansville	W	1-0
Evansville	W	9-1
Missouri State	L	4-1
Missouri State	W	3-2
Truman State	W	5-4
Truman State	L	10-3
Murray State	W	2-1
Missouri-St. Louis	L	8-0
Missouri-St. Louis	W	4-3
Washington U.	W	2-0
Lincoln	W	7-3
Lincoln	W	6-2
NW Mo. State	W	5-3
NW Mo. State	W	5-3
Murray State	L	9-7
Missouri S&T	L	1-0
Missouri S&T	W	12-4
Missouri-St. Louis	L	5-1
Central Mo.	W	2-1
Central Mo.	L	8-4

1972 (11-10)

St. Olaf	L	10-3
St. Olaf	L	8-2
Missouri State	L	7-1
Missouri State	L	6-3
UW-Milwaukee	W	3-0
UW-Milwaukee	W	8-0
Moorhead (Minn.)	L	6-5
Truman State	W	1-0
Truman State	W	2-1
CBC	W	2-1
Murray State	L	7-2
Washington U.	W	11-1
Murray State	L	4-3
NW Mo. State	W	5-0
NW Mo. State	W	2-1
Missouri S&T	L	3-2
Missouri S&T	W	8-3
Evansville	W	3-0
Evansville	L	6-0
Central Mo.	L	5-4
Central Mo.	W	2-0



2022 SOUTHEAST MISSOURI BASEBALL GUIDE

YEARLY RESULTS



1973 (14-4)

Centenary	W	9-3
Centenary	W	6-3
Luther Coll.	W	2-1
Luther Coll.	W	4-0
CBC	W	5-2
CBC	W	4-1
Illinois-Chicago	W	5-1
Illinois-Chicago	W	8-7
Illinois Tech	W	1-0
Illinois Tech	W	6-0
Truman State	W	3-0
Truman State	W	3-1
Lincoln	W	9-2
Lincoln	L	1-0
NW Mo. State	L	3-2
NW Mo. State	L	2-1
Missouri S&T	W	2-1
Missouri S&T	L	11-2

1974 (17-13)

CBC	W	5-1
CBC	W	6-1
Western Illinois	L	3-2
Western Illinois	W	6-3
CBC	W	9-4
CBC	W	2-0
Central Mo.	L	4-3
Central Mo.	L	13-4
Missouri S&T	W	12-7
Missouri S&T	W	14-4
Missouri State	L	4-3
Missouri State	W	6-5
Quincy	L	2-0
Quincy	L	6-1
Truman State	W	1-0
Truman State	W	8-0
Memphis	L	3-1
Washington U.	W	4-3
Westminster	L	3-2
Westminster	L	3-1
Lincoln	W	2-1
Lincoln	L	5-4
NW Mo. State	L	3-1
NW Mo. State	W	6-5
Evansville	W	8-2
Evansville	L	2-0
Indiana State	W	4-3
Indiana State	W	10-0
Missouri S&T	W	9-1
Missouri S&T	L	4-1

1975 (18-9)

CBC	W	8-2
CBC	W	7-6
MacMurray	W	1-0
MacMurray	W	12-2
Illinois-Chicago	W	4-0
Illinois-Chicago	W	7-1
Winona State	W	6-2
Central Mo.	W	1-0
Central Mo.	L	3-2
Central Mo.	W	9-7
UT Martin	W	8-7
UT Martin	W	9-3
Missouri State	L	10-5
Missouri State	L	3-2
Missouri State	L	3-2
Truman State	W	6-3
Truman State	L	4-2
Washington U.	W	6-4
Saint Louis	W	2-0
Saint Louis	W	5-1
Indiana State	W	4-2
Indiana State	L	3-2
Lincoln	W	12-6
Lincoln	L	2-0
Lincoln	W	10-4
NW Mo. State	L	9-4
NW Mo. State	L	3-2
Illinois State	L	4-1
Memphis	W	7-6
CBC	W	3-1
CBC	W	4-2
Carroll Coll.	W	4-1
Carroll Coll.	W	6-3
Illinois-Chicago	W	5-3
Missouri S&T	W	10-0
Missouri S&T	W	1-0
Missouri S&T	W	2-1
UT Martin	W	6-0
UT Martin	L	3-0
Truman State	W	6-3
Truman State	L	2-1
Central Mo.	W	3-2
Central Mo.	L	6-4
Indiana State	W	3-2
Indiana State	L	6-4
Memphis	W	13-9
Missouri Baptist	W	6-2
Missouri Baptist	L	12-10
Lincoln	L	3-2
Lincoln	L	10-2
Lincoln	W	11-5
Missouri State	W	11-0
Missouri State	W	8-1
Southern Illinois	L	6-3

Southern Illinois

Northeastern Ill.	L	3-1
Northeastern Ill.	W	4-2
Lincoln	W	16-2
Lincoln	W	11-0
Lincoln	W	17-0
Missouri Baptist	L	5-3
Missouri Baptist	L	7-3
NW Mo. State	W	4-0
NW Mo. State	W	1-0
Mankato State	W	8-3
Nebraska-Omaha	W	12-4
Nebraska-Omaha	W	4-2
Sacred Heart	W	4-3
Florida Southern	L	5-3
Livingston (Ala.)	W	9-7
SIU-Edwardsville	L	9-3

1977 (25-13)

Iowa	W	9-6
Iowa	L	14-5
Illinois-Chicago	W	5-3
Illinois-Chicago	W	4-3
NW Mo. State	L	4-1
NW Mo. State	L	4-1
NW Mo. State	L	7-4
Evansville	L	6-4
Evansville	W	10-5
Brown	L	7-5
Brown	L	7-5
Missouri S&T	W	9-1
Missouri S&T	W	6-1
Central Mo.	W	22-16
Central Mo.	W	3-1
Central Mo.	W	4-1
Central Mo.	W	7-6
UT Martin	W	4-3
UT Martin	W	9-2
Missouri State	W	4-3
Missouri State	W	4-3
Missouri State	W	7-5
Missouri State	W	6-1
Truman State	L	4-1
Truman State	W	1-0
Truman State	W	6-0
Indiana State	L	4-1
Indiana State	W	6-5
Missouri State	L	5-4
Missouri State	L	6-5
Missouri S&T	W	1-0
Missouri S&T	W	5-1
Missouri Baptist	W	9-0
Missouri Baptist	W	11-2
Missouri State	L	6-2
South Dakota State	W	6-5

L 4-3

Missouri State	W	5-3
Nebraska-Omaha	L	2-1
CBC	W	11-5
CBC	W	14-4
MacMurray	W	10-2
MacMurray	W	11-8
Augustana	L	12-3
Augustana	W	12-1
Missouri S&T	W	15-5
Missouri S&T	W	5-2
Evansville	L	11-6
Evansville	L	9-8
Evansville	L	7-4
Central Mo.	L	7-3
Central Mo.	L	1-0
Central Mo.	W	7-4
Missouri State	W	5-2
Missouri State	L	4-3
Missouri State	L	6-1
Saint Louis	W	15-8
Truman State	W	7-2
Truman State	W	6-1
Truman State	W	6-5
Missouri-St. Louis	W	2-1
Missouri-St. Louis	L	5-2
Missouri Baptist	L	13-3
Missouri Baptist	L	1-0

1979 (13-10)

Butler	L	2-1
Marietta	W	3-1
Olivet Coll.	L	5-4
CBC	W	1-0
CBC	W	5-1
Saint Louis	W	15-2
Saint Louis	L	9-8
Missouri S&T	W	7-5
Missouri S&T	W	5-3
Missouri-St. Louis	L	5-2
Missouri-St. Louis	L	4-0
Evansville	W	8-4
Evansville	W	8-6
Oakland City Coll.	W	5-1
Oakland City Coll.	W	16-0
Missouri State	W	7-5
Missouri State	L	5-0
Missouri S&T	L	6-0
Missouri S&T	L	9-7
Missouri Baptist	L	9-5
Missouri Baptist	W	4-3
Missouri State	L	11-0
Missouri State	W	10-8
Iowa	L	6-2
Missouri-St. Louis	L	5-2

1980 (22-17-1)

Marietta	L	4-1
Northern Kentucky	W	5-2
Olivet Coll. (Mich.)	W	9-4
Wingate Coll. (N.C.)	L	6-4
Northern Kentucky	T	6-6
Oakland City	L	6-3
Oakland City	W	4-2
CBC	W	5-1
Missouri-St. Louis	L	6-5
Missouri-St. Louis	L	7-6
Western Illinois	L	3-2
Western Illinois	L	3-0
Greenville Coll.	W	5-4
Greenville Coll.	L	3-1
North Dakota	W	5-2
North Dakota	W	6-0
Millikin	W	2-1
Millikin	W	4-0
Missouri S&T	W	14-4
Missouri S&T	L	10-4
Evansville	W	16-8
Evansville	W	3-2
Missouri State	L	11-6
Missouri State	L	4-3
Lincoln	W	10-0
Lincoln	W	11-2
Indiana State	W	3-2
Indiana State	L	4-3
SIU-Edwardsville	L	5-2
SIU-Edwardsville	W	6-1
Missouri State	L	5-2
Missouri State	L	15-10
Saint Louis	L	15-12
Saint Louis	L	8-5
Missouri Baptist	W	2-1
Missouri Baptist	W	12-1
Evansville	W	4-3
Evansville	W	5-4
Lincoln	W	8-2
Evansville	W	9-0
UT Martin	L	5-3
UT Martin	W	6-4
Marietta Coll.	L	6-2
Illinois State	T	0-0
Valparaiso	W	3-2
Olivet College	W	6-3
Valparaiso	L	7-4
Saint Louis	W	8-4
Saint Louis	L	7-3
Oakland City	W	7-2
Oakland City	W	4-3
Iowa	L	6-2
Missouri-St. Louis	L	5-2

1981 (15-21-1)



2022 SOUTHEAST MISSOURI BASEBALL GUIDE

YEARLY RESULTS



Missouri-St. Louis	L	12-4	SIU-Edwardsville	W	10-6	1984 (17-12)	Missouri Baptist	L	6-5	Missouri Baptist	L	13-7		
North Dakota	L	6-1	Missouri-St. Louis	W	8-7	Illinois State	L	11-1	Missouri Baptist	W	19-10	Missouri Baptist	W	9-5
North Dakota	L	6-5	Missouri-St. Louis	W	3-2	Grand View	W	2-0	Indiana State	L	2-1	Central Mo.	L	6-5
North Dakota	W	5-0	Saint Louis	W	7-3	Valparaiso	L	2-1	Indiana State	W	9-2	NW Mo. State	W	7-6
North Dakota	W	8-7	Saint Louis	L	3-2	Valparaiso	W	6-4	Augustana	W	6-2	Missouri-St. Louis	W	12-1
Missouri S&T	L	5-2	NW Mo. State	L	2-0	Grand View	L	13-3	Augustana	W	17-5	Central Mo.	L	9-3
Missouri S&T	W	2-1	NW Mo. State	L	8-0	Rhode Island	L	7-6	Missouri S&T	W	10-3	Murray State	W	13-9
Southern Illinois	L	11-3	Missouri Baptist	W	6-2	Rockford	W	14-1	Missouri S&T	W	22-3	Saint Louis	W	5-4
Missouri State	L	13-5	Missouri Baptist	W	13-2	Rockford	L	5-3	UT Martin	W	6-4	Southern Indiana	W	9-4
Missouri State	L	4-1				Missouri S&T	W	13-6	UT Martin	W	10-2	Southern Indiana	W	11-9
Indiana St. -Evans	L	11-2	1983 (29-10)			Missouri S&T	W	6-0	Missouri-St. Louis	W	7-6	SIU-Edwardsville	W	18-6
Indiana St. -Evans	L	7-2	Wingate	W	5-4	Harris-Stowe	W	19-5	Missouri-St. Louis	W	9-5	SIU-Edwardsville	L	6-4
Missouri-St. Louis	L	4-1	Marietta	W	3-1	Missouri-St. Louis	L	11-10	Northeastern Ill.	W	7-5			
Missouri-St. Louis	L	12-2	Butler	L	8-5	Missouri-St. Louis	L	5-1	Northeastern Ill.	W	9-3	1987 (28-20)		
Maryville	W	14-6	Valparaiso	W	7-0	Indiana State	L	12-5	SIU-Edwardsville	L	9-3	Union	W	8-7
Maryville	W	22-6	Saint Louis	W	14-2	Indiana State	L	9-6	SIU-Edwardsville	L	8-1	Union	L	4-1
Missouri S&T	W	12-8	Saint Louis	W	5-4	UT Martin	W	8-7	NW Mo. State	W	9-4	Slippery Rock	W	5-4
Missouri S&T	W	7-3	Oakland City	W	10-3	UT Martin	W	10-1	Missouri-St. Louis	W	15-2	Jacksonville State	L	11-7
SIU-Edwardsville	L	10-9	Oakland City	W	6-1	Lincoln	W	21-0	Missouri-St. Louis	W	15-3	Slippery Rock	W	7-4
SIE-Edwardsville	L	9-5	Lincoln	W	11-2	Lincoln	W	19-3	Harris-Stowe	W	5-1	Jacksonville State	L	7-1
Missouri Baptist	W	5-4	Lincoln	W	18-0	Missouri S&T	L	10-1	Harris-Stowe	W	10-0	Wisconsin-Stout	L	7-4
Missouri Baptist	W	2-1	Nebraska-Omaha	W	9-6	SIU-Edwardsville	W	1-0	Austin Peay	L	4-3	Livingston	L	9-0
Missouri State	L	4-3	Southern Illinois	L	8-4	SIU-Edwardsville	W	7-5	Austin Peay	W	9-8	Wisconsin-Stout	L	9-6
Missouri State	L	5-2	Missouri-St. Louis	W	4-3	Missouri Baptist	W	11-3				Livingston	W	5-0
			Missouri-St. Louis	W	3-1	Missouri Baptist	W	11-5	1986 (29-13-1)			Saint Louis	W	9-4
1982 (30-9)			Missouri S&T	W	10-1	NW Mo. State	W	1-0	Union	L	6-5	Quincy	W	7-3
Florida State	L	19-2	Missouri S&T	W	5-0	Missouri-St. Louis	L	13-0	Union	L	10-2	Quincy	W	8-5
Jacksonville State	W	2-1	Lincoln	W	10-6	NW Mo. State	L	8-7	Iowa	W	13-1	Southern Indiana	L	8-5
Marietta	L	4-3	Lincoln	W	12-7	SIU-Edwardsville	W	4-3	Iowa	W	14-13	Southern Indiana	W	7-6
Illinois State	W	9-2	UT Martin	L	5-1	SIU-Edwardsville	W	5-1	Iowa	L	21-5	Missouri	L	16-4
Lincoln	W	12-1	UT Martin	W	16-5			Iowa	L	16-6	Southwest Baptist	L	13-10	
Lincoln	W	6-3	Missouri S&T	W	14-8	Head Coach		Maryville	W	19-0	Southwest Baptist	W	7-4	
Indiana State	W	13-2	Missouri S&T	W	11-5	Palmer Muench		Washington	W	13-7	Missouri-St. Louis	L	9-8	
Indiana State	L	3-2	Indiana State	W	7-1			Marietta (Ohio)	W	2-0	Missouri-St. Louis	L	10-3	
Missouri S&T	W	3-2	Indiana State	W	11-10	1985 (28-15-1)		Washington	W	13-7	SIU-Edwardsville	L	2-0	
Missouri S&T	W	3-0	SIU-Edwardsville	L	6-2	Union	W	14-2	Missouri S&T	W	12-0	SIU-Edwardsville	L	6-0
Oakland City	W	9-2	SIU-Edwardsville	W	7-5	Union	W	6-2	Missouri S&T	W	15-1	McKendree	W	10-6
Oakland City	W	22-1	Missouri-St. Louis	L	4-0	Murray State	W	9-7	Southern Indiana	W	8-2	McKendree	W	8-0
North Dakota	W	4-3	Missouri-St. Louis	W	10-1	Marietta	L	4-2	Southern Indiana	W	10-5	Missouri S&T	W	4-1
North Dakota	W	5-1	NW Mo. State	W	7-4	Illinois State	L	7-2	Southern Illinois	W	13-10	Missouri S&T	W	9-3
North Dakota	W	9-0	NW Mo. State	L	12-2	Grandview	L	8-3	Southern Illinois	T	5-5	Southwest Baptist	W	7-5
North Dakota	W	12-1	NW Mo. State	L	11-10	Troy	L	7-6	Missouri-St. Louis	W	6-5	Southwest Baptist	W	13-4
Missouri-St. Louis	L	19-9	Missouri Baptist	W	3-2	Marietta	W	6-2	Missouri-St. Louis	L	4-3	Missouri Baptist	W	3-1
Missouri-St. Louis	W	8-6	Missouri Baptist	W	7-1	Illinois State	T	7-7	Concordia Coll.	W	4-1	Missouri Baptist	L	5-3
Lindenwood	W	9-0	Indiana State	L	3-2	Iowa	L	8-4	Concordia Coll.	W	10-0	Missouri-St. Louis	W	3-2
Lindenwood	W	12-2	Indiana State	W	6-5	Iowa	L	8-2	Missouri Baptist	L	4-3	Missouri-St. Louis	W	5-1
Lincoln	W	5-2	Oakland City	W	15-6	Missouri S&T	W	2-1	Missouri Baptist	W	8-3	Missouri S&T	W	3-1
Lincoln	W	6-0	Oakland City	W	7-6	Missouri S&T	L	5-4	Saint Louis	W	16-5	Missouri S&T	L	5-1
Millikin	W	10-5	NCAA Midwest Regional			Memphis	W	8-4	Missouri S&T	W	10-9	McKendree	W	5-4
Millikin	W	15-7	Edwardsville, Ill.			Memphis	L	10-5	Missouri S&T	W	14-4	McKendree	W	11-4
Millikin	W	21-2	Mankato State	L	1-0	Southern Illinois	W	9-4	Quincy	W	12-0	Truman State	W	10-1
Maryville	L	6-3	SIU-Edwardsville	L	13-2	Southern Illinois	L	10-5	Quincy	W	12-2	NW Mo. State	W	5-3
Maryville	W	10-3				Missouri-St. Louis	W	24-2	Missouri	L	6-5	NW Mo. State	W	7-1
Missouri S&T	W	13-4				Missouri-St. Louis	L	10-6	Missouri	W	5-0	Missouri Baptist	W	8-6
Missouri S&T	W	14-2				Saint Louis	W	8-4	Missouri-St. Louis	L	9-4	Missouri Baptist	L	9-3
SIU-Edwardsville	L	5-4				Saint Louis	W	4-0	Missouri-St. Louis	L	10-1	Southern Illinois	L	7-1



2022 SOUTHEAST MISSOURI BASEBALL GUIDE

YEARLY RESULTS



Saint Louis	W 16-9	Union	W 13-2	Missouri-St. Louis	T 5-5	Southern Indiana	L 8-2	Southern Indiana	L 13-11
Southern Indiana	L 8-7	Lincoln	W 9-3	Murray State	L 14-1	Missouri Southern	L 10-2	Southern Indiana	L 11-7
Southern Indiana	L 4-2	Lincoln	W 9-5	Missouri Southern	L 8-0	Missouri Southern	W 4-1	Tennessee Tech	W 11-3
Southern Illinois	W 6-5	Southern Illinois	L 12-7	Missouri Southern	L 4-2	Missouri Southern	W 8-2	Tennessee Tech	W 5-4
SIU-Edwardsville	L 8-1	Quincy	W 11-1	Southwest Baptist	W 15-4	Arkansas State	W 6-5	Tennessee Tech	W 7-6
SIU-Edwardsville	W 5-3	Quincy	W 15-2	Southwest Baptist	W 7-0	Washburn	W 2-1	Southern Illinois	W 6-5
		Southern Indiana	W 8-4	Southern Indiana	L 6-5	Missouri Southern	L 5-3	Missouri	L 17-0
		Southern Indiana	L 9-8	Southern Indiana	L 13-3	Washburn	L 6-5	Missouri	L 16-0
1988 (19-23)		Southwest Baptist	W 11-1	Missouri S&T	W 3-1	Quincy	W 12-4	Missouri	L 7-6
Murray State	W 11-5	Southwest Baptist	W 8-2	Missouri S&T	L 3-2	Quincy	L 5-2	OVC Tournament	
Florida Southern	L 13-0	Missouri-St. Louis	W 5-3	Southern Illinois	L 12-1	McKendree	W 5-3	Austin Peay	W 3-1
Eckerd	L 10-4	Missouri-St. Louis	L 6-3	Lincoln	W 7-0	McKendree	W 3-2	Middle Tennessee	L 14-2
Eckerd	L 12-1	Missouri S&T	W 6-0	Lincoln	W 7-0			Austin Peay	L 6-4
Tampa	L 23-0	Missouri S&T	W 2-1	Southern Indiana	W 4-1	NCAA Division I Era			
Washington	W 7-2	Lincoln	L 9-4	Southern Indiana	L 14-3				
Washington	W 4-0	Lincoln	W 17-7	Lincoln	L 2-1				
McKendree	L 9-1	Lincoln	L 12-6	Lincoln	W 15-3	1992		1993	
McKendree	L 12-5	Austin Peay	W 8-2	Missouri Southern	L 5-4	Overall: 22-27		Overall: 13-27	
Southern Indiana	W 5-2	Southwest Baptist	W 6-1	Missouri Southern	W 4-2	OVC: 13-7		OVC: 9-10	
Southern Indiana	W 4-3	Southwest Baptist	L 15-10	Southwest Baptist	W 14-8	Arkansas State	L 9-1	South Florida	L 6-3
Quincy	L 2-1	Murray State	W 5-3	Southwest Baptist	W 18-5	Memphis	L 12-8	South Florida	L 11-3
Quincy	W 9-3	Missouri-St. Louis	W 12-5	Missouri-St. Louis	L 8-4	Memphis	L 11-3	St. Joseph's (Pa.)	L 14-8
Lincoln	W 5-3	Missouri-St. Louis	L 15-3	Murray State	L 8-1	UT Martin	L 9-7	Southern Miss.	W 3-2
Lincoln	W 5-2	Austin Peay	L 10-6			Kansas	L 17-1	Southern Miss.	L 4-1
McKendree	L 9-7	Missouri S&T	W 4-2	1991 (25-18)		Kansas	L 14-3	Morehead State	L 16-4
McKendree	L 11-5	Missouri S&T	W 7-4	Memphis	L 8-7	Kansas	L 14-1	Morehead State	L 4-1
Arkansas State	W 4-2	Southern Indiana	L 14-4	Union	L 11-4	Columbus Coll.	L 2-0	Morehead State	L 4-3
Arkansas State	W 2-1	Southern Indiana	W 6-2	Union	L 10-7	Columbus Coll.	W 4-2	Murray State	L 4-2
Southwest Baptist	W 12-3	McKendree	W 5-3	Arkansas State	W 9-4	Columbus Coll.	L 10-2	Murray State	W 8-0
Southwest Baptist	L 9-6	McKendree	L 7-5	Lincoln	W 6-2	William Jewell	W 6-4	UT Martin	L 5-1
Missouri-St. Louis	L 6-0	Central Mo.	W 5-4	Lincoln	W 3-0	Quincy	W 9-1	Tennessee Tech	L 5-1
Missouri-St. Louis	W 3-2	Missouri-St. Louis	L 12-6	Norfolk State	W 11-1	Middle Tennessee	L 10-1	Tennessee Tech	W 4-3
Southern Illinois	L 15-3	NW Mo. State	W 11-7	Armstrong State	W 15-11	Middle Tennessee	W 1-0	Tennessee Tech	L 3-1
Missouri S&T	W 10-1	McKendree	W 2-1	Savannah State	W 17-3	Northeastern Ill.	L 11-2	Eastern Kentucky	L 5-4
Missouri S&T	L 7-2	McKendree	L 9-5	Armstrong State	W 6-2	Northeastern Ill.	L 10-4	Eastern Kentucky	L 11-5
Southwest Baptist	W 18-0	Arkansas State	W 3-2	Sacred Heart	W 11-5	Austin Peay	W 3-1	Southern Indiana	L 9-8
Southwest Baptist	W 6-4	Arkansas State		William Jewell	L 8-5	Austin Peay	L 7-6	Southern Indiana	L 3-0
Missouri-St. Louis	W 6-2			Southern Illinois	L 7-4	Austin Peay	L 13-11	Southern Illinois	L 9-8
Missouri-St. Louis	L 12-8	1990 (19-21-1)		Missouri-St. Louis	W 15-2	UT Martin	L 5-4	Tennessee State	W 12-1
Missouri S&T	W 9-3	Valdosta State	L 8-3	Missouri-St. Louis	W 5-4	McKendree	W 5-0	Tennessee State	W 10-2
NW Mo. State	L 10-5	Valdosta State	L 10-3	North Alabama	L 4-3	McKendree	W 8-1	Tennessee State	W 11-0
Missouri-St. Louis	L 11-5	St. Anselm	W 5-2	North Alabama	L 5-4	Murray State	W 6-5	Arkansas State	W 12-4
Southern Illinois	L 6-0	Norfolk State	L 11-6	Southern Indiana	L 5-3	Murray State	L 4-2	Arkansas State	L 5-1
SIU-Edwardsville	L 12-11	St. Augustine's	W 8-4	Southern Indiana	L 2-1	Murray State	W 12-1	Southern Illinois	L 10-3
SIU-Edwardsville	L 2-1	McKendree	L 6-3	Missouri S&T	W 13-0	Arkansas State	W 11-7	Austin Peay	W 6-5
Southern Indiana	L 9-1	McKendree	W 6-3	Missouri S&T	W 5-3	Eastern Kentucky	L 6-3	Austin Peay	W 2-1
Southern Indiana	W 6-3	Union	L 5-4	Missouri S&T	W 16-7	Eastern Kentucky	W 9-0	Austin Peay	W 1-0
		Union	L 12-4	Lincoln	W 13-1	Eastern Kentucky	L 8-4	UT Martin	W 12-5
1989 (27-17)		William Jewell	W 11-4	Lincoln	W 14-4	Tennessee State	W 5-3	Northeastern Ill.	L 3-1
Western Michigan	W 13-9	Arkansas State	W 9-1	Pittsburgh State	L 3-2	Tennessee State	W 7-1	Northeastern Ill.	W 4-1
Tampa	L 5-2	Arkansas State	W 13-0	Pittsburgh State	W 2-1	Tennessee State	W 17-3	Missouri State	L 5-4
Tampa	L 12-1	Southern Illinois	L 9-3	Pittsburgh State	W 5-1	Missouri State	L 6-1	Missouri State	L 6-1
Eastern Michigan	L 9-5	McKendree	W 10-4	Pittsburgh State	L 5-4	Missouri State	W 13-10	Memphis	L 9-1
St. Leo	W 12-4	McKendree	W 6-2	Southern Illinois	W 4-1	Morehead State	L 3-0	Mid. Tennessee St.	W 2-1
Eckerd	L 4-3	Illinois State	L 12-1	Southwest Baptist	L 3-2	Morehead State	W 1-0	Mid. Tennessee St.	L 2-1
Vanderbilt	L 21-7	Illinois State	L 11-4	Murray State	L 1-0	Morehead State	W 2-1		
Union	W 9-5	Missouri-St. Louis	W 13-8	Murray State					

OVC TOURNAMENT CHAMPIONS | 1998 • 2002 • 2016 • 2021

NCAA TOURNAMENT | 1998 • 2002 • 2016 • 2021



Mid. Tennessee St.	L	9-4	Head Coach Mark Hogan			Middle Tennessee	L	6-5	1997 Overall: 24-33 OVC: 11-13			OVC Tournament		
Memphis	L	4-1				Middle Tennessee	L	6-4				Eastern Illinois	W	6-5
1994 Overall: 23-27 OVC: 11-9			1995 Overall: 32-21 OVC: 14-6			1996 Overall: 25-23-1 OVC: 11-8-1			Memphis	L	8-3	Tennessee Tech	W	9-5
							Memphis	L	7-5	Tennessee Tech	L	10-8		
Memphis	L	6-4	Memphis	W	13-6	Memphis	L	15-7	Bradley	W	3-2			
Southern Miss.	L	13-5	Western Kentucky	W	13-11	UALR	W	11-5	Bradley	L	12-10	1998 Overall: 32-24 OVC: 15-9		
Southern Miss.	L	12-4	Missouri	W	5-4	Northeastern Ill.	L	5-4	Mississippi St.	L	13-3			
Southern Miss.	W	9-8	Northern Iowa	W	9-7	Northeastern Ill.	W	9-1	Mississippi St.	L	10-4			
Western Kentucky	L	5-2	Northern Iowa	W	10-7	Northeastern Ill.	W	16-15	Northern Iowa	W	3-2	Mississippi	L	7-4
Arkansas State	L	6-4	Memphis	W	2-0	Northeastern Ill.	W	10-2	Northern Iowa	L	4-1	Mississippi	L	4-3
Kansas	L	19-5	Illinois State	W	10-5	Tulane	W	9-8	Missouri Baptist	L	4-2	Mississippi	L	15-9
Kansas	L	5-4	Illinois State	L	12-5	Tulane	L	7-6	Missouri State	L	10-5	Iowa State	W	10-2
Kansas	L	7-1	Illinois State	L	13-6	Tulane	L	14-9	Missouri State	L	4-1	Iowa State	W	7-0
Delaware St.	W	5-0	Southern Miss.	L	11-2	South Alabama	L	10-0	Murray State	L	5-4	Iowa State	L	6-5
Mary. Eastern Shore	W	4-3	South Alabama	W	14-12	South Alabama	W	6-5	Murray State	W	3-2	Memphis	L	6-5
Florida State	L	15-3	South Alabama	L	5-3	Western Illinois	W	3-1	Murray State	L	9-8	Southern Illinois	L	9-7
Florida State	L	13-3	South Alabama	L	17-14	Western Illinois	W	8-5	Wichita State	L	11-4	Bradley	W	9-2
Florida A&M	W	14-5	Eastern Illinois	L	3-2	Western Illinois	W	18-3	Wichita State	W	14-6	Bradley	W	2-1
Northeastern Ill.	L	2-1	Eastern Illinois	W	10-4	Mississippi	L	7-6	Tennessee Tech	L	6-3	Southern Illinois	W	11-5
Northeastern Ill.	W	3-0	Eastern Illinois	W	6-5	Tennessee Tech	L	6-1	Tennessee Tech	W	3-2	Murray State	W	9-5
Northeastern Ill.	L	12-10	Missouri	L	11-1	Tennessee Tech	W	6-3	Tennessee Tech	L	10-2	Murray State	W	19-0
Southern Indiana	W	6-5	Missouri State	W	12-6	Tennessee Tech	L	4-0	Saint Louis	W	19-8	Murray State	L	12-3
Southern Indiana	W	6-4	Missouri State	L	13-5	Missouri	L	8-7	Eastern Kentucky	L	24-2	Memphis	W	7-0
Iowa	W	4-3	Middle Tennessee	L	5-0	UT Martin	W	7-5	Eastern Kentucky	L	3-2	Tennessee Tech	L	2-1
Iowa	W	2-1	Middle Tennessee	L	2-1	UT Martin	L	4-2	Eastern Kentucky	W	10-7	Tennessee Tech	W	13-6
Southern Illinois	W	4-2	Middle Tennessee	L	6-4	UT Martin	T	5-5	Oklahoma St.	L	9-7	Tennessee Tech	L	7-2
Morehead State	W	4-1	Western Kentucky	L	10-4	Arkansas	L	8-3	Oklahoma St.	L	10-5	Eastern Kentucky	W	3-2
Morehead State	W	9-7	Southern Illinois	W	17-2	Austin Peay	W	13-0	Eastern Illinois	W	11-10	Eastern Kentucky	W	7-1
Morehead State	L	7-6	Tennessee Tech	W	5-1	Austin Peay	W	9-4	Eastern Illinois	W	8-4	Eastern Kentucky	L	8-4
Mid. Tennessee St.	W	11-4	Tennessee Tech	W	6-1	Austin Peay	L	7-1	Eastern Illinois	W	6-5	Missouri-St. Louis	W	13-3
Mid. Tennessee St.	L	8-6	Tennessee Tech	W	8-7	Missouri	L	7-2	Saint Louis	L	9-3	Missouri State	W	18-17
Mid. Tennessee St.	W	3-2	Arkansas State	L	9-5	Missouri-St. Louis	L	7-6	Austin Peay	W	10-7	Missouri State	W	5-4
Tennessee Tech	L	11-4	Oral Roberts	L	8-5	Eastern Kentucky	W	6-5	Austin Peay	W	3-2	Eastern Illinois	L	6-4
Tennessee Tech	W	5-2	Oral Roberts	W	5-3	Eastern Kentucky	L	4-0	Austin Peay	W	7-4	Eastern Illinois	W	5-4
Missouri State	L	3-1	UT Martin	W	9-4	Eastern Kentucky	W	4-1	Southern Illinois	W	9-4	Eastern Illinois	L	4-3
Missouri State	L	5-1	UT Martin	W	14-12	Memphis	W	4-2	Arkansas State	L	4-3	McKendree	W	13-1
Southern Illinois	W	11-9	UT Martin	W	15-8	Arkansas State	L	9-7	Oral Roberts	L	12-4	Missouri Baptist	W	8-0
UT Martin	L	3-1	Arkansas	L	10-6	Saint Louis	L	8-7	Oral Roberts	W	7-2	Austin Peay	W	5-1
UT Martin	W	5-3	Austin Peay	W	4-2	Murray State	L	6-0	Oral Roberts	W	14-4	Austin Peay	W	1-0
UT Martin	W	10-5	Austin Peay	L	6-5	Murray State	W	6-4	Memphis	L	5-3	Austin Peay	W	6-3
Memphis	W	2-1	Austin Peay	W	4-1	Murray State	W	12-1	Memphis	W	3-0	Arkansas State	L	5-4
Austin Peay	L	7-6	Northeastern Ill.	W	8-3	Missouri Baptist	W	5-2	Middle Tennessee	L	12-3	Georgia Tech	L	13-2
Austin Peay	W	6-0	Northeastern Ill.	W	4-0	Memphis	L	7-6	Middle Tennessee	L	10-9	Georgia Tech	L	14-4
Austin Peay	L	6-5	Saint Louis	L	3-2	Memphis	W	12-4	Middle Tennessee	L	12-6	Georgia Tech	L	6-5
Arkansas State	L	6-2	Eastern Kentucky	L	2-0	Morehead State	L	10-9	UALR	W	10-7	Missouri	L	11-8
Saint Louis	L	7-3	Eastern Kentucky	W	9-4	Morehead State	W	14-10	Missouri	L	4-2	Middle Tennessee	W	10-9
Eastern Kentucky	W	3-0	Washington U.	W	10-2	Morehead State	W	15-5	UT Martin	L	6-0	Middle Tennessee	L	10-7
Eastern Kentucky	L	6-2	Murray State	W	5-4	Louisville	W	16-8	UT Martin	L	8-7	Middle Tennessee	W	8-4
Eastern Kentucky	L	10-6	Murray State	L	3-0	Middle Tennessee	W	6-3	UT Martin	W	5-4	Saint Louis	L	8-5
Missouri State	L	8-6	Morehead State	W	4-3	Middle Tennessee	L	12-2	Missouri	L	11-10	UALR	W	17-5
Missouri State	L	7-0	Morehead State	W	5-2	Morehead State	W	9-1	Morehead State	L	5-2	UT Martin	W	4-3
Murray State	L	6-2	Morehead State	W	9-8	Austin Peay	L	8-3	Morehead State	L	9-7	UT Martin	W	13-0
Murray State	W	2-1	Eastern Kentucky	W	7-4	Morehead State	L	4-0	Morehead State	W	10-8	UT Martin	W	11-7
Murray State	W	4-2	Middle Tennessee	W	14-4							Missouri	L	12-8



2022 SOUTHEAST MISSOURI BASEBALL GUIDE

YEARLY RESULTS



Morehead State	L	2-1	UT Martin	W	11-2	Arkansas State	W	7-4	UT Martin	W	18-9	Austin Peay	W	14-9
Morehead State	W	6-1	Belmont	L	12-8	Murray State	L	5-4	UT Martin	L	8-6	Austin Peay	W	8-6
Morehead State	L	4-3	Morehead State	W	10-2	Murray State	W	4-1	Missouri	L	8-5	Austin Peay	W	6-2
OVC Tournament			Morehead State	W	12-2	Murray State	L	9-3	Southern Illinois	W	19-1	Saint Louis	W	5-4
Morehead State	W	10-9	Morehead State	W	19-1	Saint Louis	L	10-9	Missouri State	W	11-9	Tennessee Tech	W	7-2
Eastern Kentucky	W	12-8	Murray State	L	9-3	Tennessee Tech	L	9-8	Austin Peay	W	1-0	Tennessee Tech	L	9-2
Eastern Illinois	W	15-11	Murray State	W	8-5	Tennessee Tech	W	8-5	Austin Peay	W	11-0	Tennessee Tech	W	12-6
NCAA Regional			Murray State	L	8-4	Tennessee Tech	W	15-11	Austin Peay	W	4-3	Missouri	W	5-2
Southern	W	5-4	Saint Louis	W	6-5	Missouri	W	9-6	Tennessee Tech	W	3-1	Eastern Illinois	W	9-2
Southern	W	10-3	Tennessee Tech	L	2-0	Eastern Kentucky	W	10-4	Tennessee Tech	W	7-3	Eastern Illinois	W	7-1
Wichita State	L	7-4	Tennessee Tech	W	10-4	Eastern Kentucky	W	6-5	Tennessee Tech	W	11-0	Eastern Illinois	L	8-4
Georgia Tech	L	14-5	Tennessee Tech	W	14-6	Eastern Kentucky	L	11-4	Memphis	L	2-1	Arkansas	W	5-1
			OVC Tournament			Middle Tennessee	L	3-2	Memphis	L	13-3	Arkansas	W	5-4
1999			Eastern Kentucky	L	13-6	Austin Peay	W	13-0	Eastern Illinois	W	6-2	Morehead State	W	9-3
Overall: 27-27			Middle Tennessee	L	6-4	Eastern Kentucky	W	15-5	Eastern Illinois	L	9-7	Morehead State	W	9-2
OVC: 15-8						Middle Tennessee	L	11-4	Eastern Illinois	L	12-5	Morehead State	L	16-10
Creighton	W	3-2	2000			OVC Tournament			OVC Tournament			OVC Tournament		
Creighton	L	3-2	Overall: 37-17			2001			Austin Peay	L	9-4	Morehead State	W	9-6
Creighton	L	11-1	OVC: 17-6			Overall: 34-20			Eastern Illinois	L	2-1	Murray State	L	4-3
Mississippi	L	6-4	Arkansas	L	4-3	OVC: 15-6						Austin Peay	W	7-5
Mississippi	W	1-0	Arkansas	L	3-1	Iowa State	W	5-4	2002			Tennessee Tech	W	9-2
Northern Iowa	L	13-12	Arkansas	W	8-7	Iowa State	W	3-2	Overall: 37-20			Tennessee Tech	W	13-1
Northern Iowa	L	12-9	Martin Methodist	W	3-2	Iowa State	W	3-0	OVC: 16-5			NCAA Regional		
Northern Iowa	L	10-3	Iowa State	W	11-4	Mississippi	L	1-0	Oklahoma	L	5-4	Alabama	W	7-4
SIU-Edwardsville	L	4-2	Iowa State	W	4-0	Mississippi	L	14-3	Oklahoma	L	10-1	Florida Atlantic	L	12-6
Arkansas State	L	4-2	Iowa State	W	4-3	Mississippi	W	5-2	Oklahoma	L	18-5	Alabama	L	7-4
Northern Illinois	W	6-5	Memphis	W	9-4	Jackson State	W	13-4	Wichita State	L	9-4			
Northern Illinois	W	10-0	Missouri State	W	11-6	South Alabama	L	2-1	Wichita State	L	8-7	2003		
Northern Illinois	W	7-2	Missouri State	W	5-3	South Alabama	L	6-1	Arkansas State	W	2-1	Overall: 31-20		
UT Martin	W	12-7	Mississippi	L	5-1	Arkansas State	W	7-0	Memphis	L	9-1	OVC: 14-6		
UT Martin	L	7-6	Mississippi	L	7-4	Harris-Stowe	W	7-0	Memphis	W	7-4	Alabama	W	8-7
Missouri-St. Louis	L	12-1	Missouri	W	14-8	Central Oklahoma	W	7-0	Memphis	W	11-3	Alabama	L	16-1
Eastern Kentucky	W	1-0	UT Martin	W	13-4	Oklahoma State	L	10-7	Evansville	L	7-5	Alabama	L	9-4
Eastern Kentucky	W	11-4	UT Martin	W	6-0	Princeton	L	12-4	Culver Stockton	W	4-3	Memphis	W	5-0
Eastern Kentucky	L	12-5	Memphis	W	12-9	Arkansas State	W	6-4	Culver Stockton	W	13-5	Memphis	L	6-1
Memphis	W	4-3	Eastern Illinois	L	2-1	Morehead State	L	4-3	Culver Stockton	W	13-10	Memphis	L	14-6
Eastern Illinois	W	7-2	Eastern Illinois	W	16-7	Morehead State	W	8-6	Missouri State	L	5-3	Arkansas State	L	7-3
Eastern Illinois	L	7-0	Westminster	W	15-1	Morehead State	W	5-1	Missouri State	L	11-9	Southern Miss.	W	9-2
Eastern Illinois	W	5-2	Austin Peay	W	4-1	Lipscomb	L	3-2	Missouri State	L	9-3	Southern Miss.	L	7-5
Missouri State	L	10-2	Austin Peay	W	10-3	Lipscomb	W	7-1	Saint Louis	W	9-2	Southern Miss.	L	14-2
Missouri State	L	8-1	Austin Peay	W	12-7	William Woods	W	24-3	Murray State	W	7-2	Missouri	L	9-8
Austin Peay	L	7-2	Belmont	L	3-1	Belmont	W	3-1	Murray State	W	6-5	Saint Louis	W	9-4
Austin Peay	L	8-6	Belmont	L	1-0	Belmont	W	11-10	Murray State	L	8-4	Lipscomb	W	9-3
UALR	W	15-3	Southern Illinois	W	8-6	Saint Louis	W	13-1	Missouri	W	8-5	Lipscomb	W	6-5
Southern Illinois	L	6-5	Middle Tennessee	W	3-2	Saint Louis	W	10-6	Southern Illinois	W	8-2	Lincoln	W	17-0
Belmont	W	5-4	Middle Tennessee	W	2-0	Murray State	L	6-5	Eastern Kentucky	W	7-4	Lincoln	W	7-2
Belmont	W	9-4	Middle Tennessee	L	8-5	Murray State	W	3-2	Eastern Kentucky	W	2-0	Missouri Valley	W	5-0
Belmont	W	5-3	Missouri Baptist	L	5-4	Murray State	W	7-3	Eastern Kentucky	L	9-6	Missouri Valley	W	4-3
Missouri	L	8-4	Saint Louis	L	5-4	Missouri	L	7-4	Arkansas State	L	6-1	Southern Illinois	W	7-5
Middle Tennessee	W	10-2	UT Martin	W	8-7	Southern Illinois	W	11-5	Evansville	W	15-5	Tennessee Tech	W	5-0
Middle Tennessee	W	4-0	UT Martin	W	8-5	Eastern Kentucky	W	8-2	UT Martin	W	16-3	Tennessee Tech	W	6-5
Middle Tennessee	L	9-6	UT Martin	W	16-0	Eastern Kentucky	W	7-0	UT Martin	W	12-8	Lipscomb	W	5-2
Saint Louis	L	9-7	Arkansas State	W	10-9	Eastern Kentucky	L	9-2	UT Martin	W	12-2	Lipscomb	W	6-2
Southern Illinois	L	14-11	Southern Illinois	W	19-17	Memphis	W	14-4	Southern Illinois	L	10-5	Southern Illinois	W	4-3
UT Martin	W	11-2	Morehead State	W	11-1	Memphis	L	13-5	Lipscomb	W	3-1	Eastern Kentucky	W	15-5
UT Martin	W	6-0	Morehead State	W	7-0	UT Martin	W	7-0	Oklahoma State	W	5-3	Eastern Kentucky	L	10-9
			Morehead State	W	3-2							Eastern Kentucky	L	8-5

OVC TOURNAMENT CHAMPIONS | 1998 • 2002 • 2016 • 2021

NCAA TOURNAMENT | 1998 • 2002 • 2016 • 2021



2022 SOUTHEAST MISSOURI BASEBALL GUIDE

YEARLY RESULTS



Arkansas State	W 7-6	Free-Hardeman	W 12-4	Arkansas State	L 9-0	Missouri State	L 5-2	Illinois State	L 8-2
Middle Tennessee	L 11-9	Samford	W 7-5	Jacksonville State	L 6-3	UT Martin	L 3-2	Illinois State	L 5-4
Eastern Illinois	L 5-1	Samford	W 9-1	Jacksonville State	W 3-0	UT Martin	L 2-1	Bethel Coll.	W 4-2
Eastern Illinois	L 5-4	Samford	W 12-8	Jacksonville State	L 8-7	UT Martin	L 1-0	Ark.-Pine Bluff	W 5-0
Eastern Illinois	W 22-9	Saint Louis	L 6-4	Saint Louis	W 3-2	Missouri	W 3-2	Ark.-Pine Bluff	W 8-3
Kansas State	W 9-5	Austin Peay	L 3-2	Missouri	W 8-5	Murray State	W 1-0	Ark.-Pine Bluff	W 19-0
Austin Peay	W 9-3	Austin Peay	L 15-4	Samford	L 13-5	Murray State	W 5-0	Central Arkansas	W 12-5
Austin Peay	L 4-2	Austin Peay	W 9-7	Samford	W 3-1	Murray State	W 7-0	Central Arkansas	L 13-11
Austin Peay	W 8-6	Southern Illinois	L 9-6	Samford	L 4-2	Saint Louis	L 11-10	UT Martin	W 7-6
Missouri	L 11-10	Eastern Illinois	L 6-5	Missouri	L 10-2	Southern Illinois	W 13-11	UT Martin	W 7-5
UT Martin	W 9-1	Eastern Illinois	L 6-5	Austin Peay	W 6-4	Jacksonville State	L 9-3	UT Martin	W 18-8
UT Martin	W 14-2	Eastern Illinois	W 4-3	Austin Peay	L 5-3	Jacksonville State	W 8-6	Freed-Hardeman	W 5-0
UT Martin	W 20-5	Eastern Kentucky	L 11-4	Austin Peay	L 11-2	Jacksonville State	L 21-7	Freed-Hardeman	W 27-16
Missouri State	L 3-1	Eastern Kentucky	L 3-0	Arkansas State	L 3-2	Southern Illinois	L 8-5	Murray State	W 6-5
Missouri State	L 11-5	Morehead State	W 10-5	Eastern Illinois	W 9-4	Missouri	W 9-5	Murray State	W 17-3
Morehead State	W 11-4	Morehead State	W 3-1	Eastern Illinois	W 7-2	Samford	L 6-5	Murray State	L 6-5
Morehead State	W 22-8	Morehead State	W 17-10	Eastern Illinois	W 5-3	Samford	W 7-4	Missouri State	L 16-3
Morehead State	L 7-5	Arkansas Tech	W 6-4	Southern Illinois	L 7-3	Samford	L 8-6	Missouri State	L 9-5
Murray State	W 13-8	Tennessee Tech	W 5-3	Eastern Kentucky	L 3-2	Austin Peay	L 7-4	Jacksonville State	L 4-3
Murray State	W 10-4	Tennessee Tech	W 3-2	Eastern Kentucky	L 12-11	Austin Peay	W 8-4	Jacksonville State	W 5-3
Murray State	W 6-0	Tennessee Tech	L 11-4	Eastern Kentucky	L 3-1	Austin Peay	L 7-2	Jacksonville State	W 3-2
OVC Tournament		Missouri	L 12-11	Evansville	L 13-6	Kansas	L 6-0	Southern Illinois	L 7-2
Eastern Kentucky	L 12-6	UT Martin	W 9-2	Morehead State	W 8-7	Missouri	L 14-3	Samford	W 4-0
Austin Peay	W 4-0	UT Martin	W 12-4	Morehead State	L 3-0	Eastern Illinois	L 7-6	Samford	W 9-0
Murray State	L 4-3	UT Martin	L 17-16	Morehead State	W 16-4	Eastern Illinois	L 5-1	Samford	L 2-1
		OVC Tournament		Tennessee Tech	W 20-10	Eastern Illinois	W 4-3	Southern Illinois	W 9-7
2004		Eastern Illinois	L 18-9	Tennessee Tech	W 10-1	Eastern Kentucky	W 11-2	Austin Peay	L 4-2
Overall: 29-28		Austin Peay	W 6-1	Tennessee Tech	W 16-12	Eastern Kentucky	L 8-3	Austin Peay	L 4-0
OVC: 15-11		Eastern Kentucky	W 9-7	Missouri State	L 10-2	Eastern Kentucky	L 6-5	Austin Peay	W 16-14
Oklahoma	L 7-1	Jacksonville State	W 7-6	Missouri State	L 11-6	Morehead State	L 7-4	Memphis	L 12-6
Oklahoma	L 11-5	Jacksonville State	L 5-1	UT Martin	W 6-4	Morehead State	L 4-0	Memphis	L 19-8
Oklahoma	L 10-2			UT Martin	W 4-2	Morehead State	W 13-7	Eastern Illinois	W 10-5
Arkansas State	W 12-9	2005		UT Martin	W 4-3	Saint Louis	W 7-6	Eastern Illinois	L 14-4
Mississippi	L 8-1	Overall: 24-32		OVC Tournament		Tennessee Tech	W 10-5	Eastern Illinois	W 10-4
Mississippi	L 15-6	OVC: 15-12		Murray State	L 4-3	Tennessee Tech	L 9-5	Eastern Kentucky	W 1-0
Brescia U.	W 6-0	Tulane	L 9-0	Morehead State	L 6-1	Tennessee Tech	W 21-10	Eastern Kentucky	L 2-1
Brescia U.	W 8-0	Tulane	L 6-3			OVC Tournament		Morehead State	W 4-3
Saint Louis	W 7-4	Tulane	L 9-3	2006		Eastern Illinois	W 7-6	Morehead State	W 3-2
Alabama	L 10-1	Southeastern La.	W 5-2	Overall: 23-33		Samford	L 11-5	Morehead State	L 9-8
Alabama	L 2-0	Southeastern La.	L 6-2	OVC: 11-16		Austin Peay	W 10-9	Tennessee Tech	L 6-5
Alabama	L 20-0	Southeastern La.	W 14-7	Arkansas State	L 4-3	Eastern Kentucky	L 14-10	Tennessee Tech	W 9-2
Central Michigan	W 7-5	Saint Louis	W 8-3	McNeese State	W 8-1			Tennessee Tech	L 9-6
Central Michigan	W 7-2	Bradley	L 1-0	McNeese State	L 7-6	2007		OVC Tournament	
Missouri State	W 5-2	Bradley	L 6-1	McNeese State	L 10-0	Overall: 32-24		Murray State	W 10-7
Missouri State	W 8-2	Bradley	L 8-3	Jackson State	W 7-5	OVC: 16-10		Jacksonville State	L 15-2
Missouri State	L 6-2	South Dakota State	W 7-2	Jackson State	W 8-7	Jackson State	W 7-4	Samford	L 5-1
Southern Illinois	L 6-5	Southern Illinois	W 7-3	Jackson State	W 9-6	Jackson State	W 2-0		
Missouri	L 6-3	Freed-Hardeman	W 8-1	Evansville	L 7-6	Jackson State	L 12-10		
Murray State	W 19-5	Mississippi	L 6-5	Southeastern La.	L 8-0	South Dakota State	L 5-2		
Murray State	W 6-2	Mississippi	L 3-0	Indiana State	L 8-1	South Dakota State	W 7-4		
Murray State	L 16-3	Central Michigan	L 4-2	Indiana State	L 10-6	South Dakota State	W 1-0		
Oklahoma State	L 10-8	Central Michigan	W 4-3	South Dakota State	W 5-1	Cleveland State	W 3-1		
Oklahoma State	W 4-2	Central Michigan	L 5-3	South Dakota State	W 6-5	Cleveland State	W 5-1		
Jacksonville State	L 12-2	Murray State	L 7-6	South Dakota State	L 8-5	Arkansas State	L 6-5		
Jacksonville State	W 10-3	Murray State	W 15-10	Memphis	L 5-1	Saint Louis	W 5-2		
Jacksonville State	L 15-14	Murray State	L 7-6	Memphis	L 15-1	Illinois State	L 8-5		



2022 SOUTHEAST MISSOURI BASEBALL GUIDE

YEARLY RESULTS



2008			2009			2010			OVC Tournament			Eastern Illinois		
Overall: 26-26			Overall: 26-25			Overall: 30-25			Eastern Illinois	L	10-5	Eastern Illinois	W	9-6
OVC: 12-13			OVC: 12-11			OVC: 13-9			Murray State	L	13-9	Eastern Illinois	W	8-7
Ark.-Pine Bluff	L	4-2	Alabama	L	5-1	Auburn	W	13-8	2011			OVC Tournament		
Ark.-Pine Bluff	W	13-2	Alabama	W	8-3	Auburn	L	9-8	Overall: 34-22			Jacksonville State	L	2-8
Ark.-Pine Bluff	W	15-3	Alabama	W	8-4	Auburn	L	6-1	OVC: 14-8			UT Martin	W	12-7
Northern Colorado	L	4-1	Lyon	W	11-6	Fort Wayne	W	5-0	La.-Laffayette	W	4-2	Tennessee Tech	W	6-1
Northern Colorado	L	4-2	Purdue	W	13-10	Fort Wayne	W	3-2	La.-Laffayette	W	9-1	Jacksonville State	L	12-15
Northern Colorado	L	7-3	Purdue	L	9-2	Fort Wayne	W	6-5	La.-Laffayette	L	2-4	2012		
Northern Colorado	W	14-13	Saint Louis	W	6-5	Saint Louis	L	10-6	La.-Laffayette	L	2-4	Overall: 23-36		
Lyon	W	6-0	St. Catharine	L	11-9	Michigan State	L	8-7	Harris-Stowe	W	3-0	OVC: 12-15		
Saint Louis	L	9-5	Northern Iowa	L	3-1	Mississippi State	L	3-2	Ball State	W	12-7	Dallas Baptist	L	2-3
Memphis	W	9-8	Northern Iowa	W	20-8	Mississippi State	L	10-7	Ball State	L	2-6	Dallas Baptist	L	6-7
Memphis	W	6-5	Northern Iowa	W	7-6	Michigan State	L	9-0	Ball State	W	22-8	Dallas Baptist	L	1-3
Memphis	L	2-0	Northern Iowa	L	11-5	Missouri State	W	12-11	Central Arkansas	W	6-5	Harris-Stowe	W	8-6
Tennessee Tech	W	16-3	Northern Illinois	W	8-6	North Dakota	W	15-4	Central Arkansas	W	10-3	Fort Wayne	W	7-1
Tennessee Tech	L	8-3	Northern Illinois	W	15-5	North Dakota	L	6-5	Troy	L	0-9	Fort Wayne	L	4-6
Tennessee Tech	W	7-3	Northern Illinois	W	11-10	North Dakota	W	14-4	Troy	L	1-2	Fort Wayne	W	26-7
Missouri State	W	6-2	Northern Illinois	L	17-10	Freed-Hardeman	W	13-1	Troy	L	2-7	Hannibal-LaGrange	W	13-6
Missouri State	L	7-6	Missouri State	L	13-2	Valparaiso	W	17-4	North Dakota	L	6-8	Hannibal-LaGrange	W	6-5
UT Martin	W	19-6	Missouri State	L	16-3	Valparaiso	W	5-3	North Dakota	W	13-6	Illinois State	L	3-11
Vanderbilt	W	12-8	Tennessee Tech	W	14-2	Valparaiso	W	8-7	North Dakota	W	15-0	Illinois State	L	2-8
Evansville	L	8-7	Tennessee Tech	W	4-3	Saint Louis	W	8-4	Missouri State	W	8-7	Illinois State	L	4-14
Murray State	L	5-3	Tennessee Tech	W	7-4	Arkansas State	W	6-4	Missouri State	L	1-2	Saint Louis	L	11-22
Murray State	W	3-2	UT Martin	W	6-5	Morehead State	W	23-10	Wright State	L	5-6	Wright State	W	10-7
Murray State	W	9-8	UT Martin	W	9-7	Morehead State	L	12-11	Wright State	W	5-1	Wright State	L	0-2
Southern Illinois	W	11-4	UT Martin	W	12-8	Morehead State	W	15-7	Wright State	L	3-5	Wright State	L	5-6
Arkansas State	L	8-3	Arkansas State	L	12-1	Eastern Kentucky	W	17-9	Saint Louis	L	8-14	UALR	W	10-7
Jacksonville State	L	16-6	Jacksonville State	W	18-4	Eastern Kentucky	W	7-4	Morehead State	W	3-2	UALR	L	2-16
Jacksonville State	L	4-3	Jacksonville State	L	8-7	Eastern Kentucky	W	8-7	Morehead State	L	4-14	New Mexico State	L	1-9
Jacksonville State	L	10-7	Jacksonville State	W	7-4	Southern Illinois	L	16-11	Mid-Continent	W	2-0	New Mexico State	L	7-23
Southern Illinois	L	5-4	Southern Illinois	L	7-0	Tennessee Tech	W	11-9	Eastern Kentucky	W	7-6	New Mexico State	L	6-8
Samford	L	11-6	Murray State	L	25-2	Tennessee Tech	W	4-3	Eastern Kentucky	W	13-6	Missouri State	L	1-8
Samford	W	11-10	Murray State	L	3-1	Tennessee Tech	L	12-8	Eastern Kentucky	L	5-11	Austin Peay	L	5-8
Samford	W	7-6	Murray State	W	9-6	Arkansas State	L	9-6	Arkansas State	W	8-5	Austin Peay	L	2-5
Arkansas State	W	12-3	Southern Illinois	L	4-2	UT Martin	L	12-4	Tennessee Tech	L	5-9	Austin Peay	L	7-11
Austin Peay	L	6-5	SIU Edwardsville	W	9-5	UT Martin	L	6-3	Tennessee Tech	L	4-5	Arkansas State	L	5-10
Austin Peay	L	7-6	SIU Edwardsville	W	9-2	UT Martin	W	15-1	Tennessee Tech	W	13-8	Eastern Illinois	L	1-5
Austin Peay	W	10-9	SIU Edwardsville	W	9-4	Southern Illinois	W	13-1	Southern Illinois	W	14-8	Eastern Illinois	W	12-5
Eastern Illinois	W	16-7	Evansville	W	9-4	Harris-Stowe	W	10-2	Saint Louis	W	6-4	Eastern Illinois	L	0-10
Eastern Illinois	L	15-3	Arkansas State	L	17-11	Jacksonville State	W	10-5	UT Martin	W	8-2	Mid-Continent	L	9-10
Eastern Illinois	L	6-5	Austin Peay	W	12-9	Jacksonville State	W	6-5	UT Martin	W	8-2	Eastern Kentucky	L	1-9
Eastern Kentucky	W	5-4	Austin Peay	L	9-5	Central Arkansas	L	8-7	UT Martin	W	8-4	Eastern Kentucky	L	6-9
Eastern Kentucky	L	3-1	Austin Peay	W	13-3	Central Arkansas	W	13-11	Arkansas State	W	13-7	Eastern Kentucky	W	9-7
Eastern Kentucky	W	8-7	Eastern Illinois	L	8-7	Murray State	L	5-3	Jacksonville State	W	9-8	Southern Illinois	W	4-1
Central Arkansas	W	12-4	Eastern Illinois	L	8-7	Murray State	L	13-9	Jacksonville State	L	2-5	Morehead State	L	2-7
Central Arkansas	L	12-2	Eastern Kentucky	L	14-13	Mid-Continent	W	16-12	Southern Illinois	W	11-4	Morehead State	W	9-4
Morehead State	L	10-8	Eastern Kentucky	W	12-2	Nebraska	L	6-2	Murray State	W	5-4	Morehead State	L	14-16
Morehead State	W	9-6	Eastern Kentucky	L	11-10	Nebraska	L	20-6	Murray State	W	17-7	Arkansas State	W	5-3
Morehead State	L	13-12	Morehead State	L	12-10	Nebraska	L	10-3	Murray State	L	2-6	Tennessee Tech	W	9-6
OVC Tournament			Morehead State	L	10-3	Austin Peay	L	8-4	Arkansas	L	0-10	Tennessee Tech	L	3-8
Austin Peay	W	5-2	Morehead State	L	9-6	Austin Peay	W	2-1	Arkansas	W	6-5	Tennessee Tech	W	3-1
Jacksonville State	L	7-6	OVC Tournament			Austin Peay	W	10-3	Austin Peay	W	3-2	Southern Illinois	L	5-9
Tennessee Tech	W	8-4	Tennessee Tech	L	9-5	Eastern Illinois	L	7-5	Austin Peay	L	5-6	UT Martin	L	4-5
Jacksonville State	W	6-4	Morehead State	L	7-5	Eastern Illinois	L	8-5	Austin Peay	L	5-7	UT Martin	W	13-1
Eastern Illinois	L	7-4				Eastern Illinois	W	10-0	Ole Miss	L	6-10	UT Martin	W	14-2
									Eastern Illinois	W	9-5			

OVC TOURNAMENT CHAMPIONS | 1998 • 2002 • 2016 • 2021

NCAA TOURNAMENT | 1998 • 2002 • 2016 • 2021



2022 SOUTHEAST MISSOURI BASEBALL GUIDE

YEARLY RESULTS



Saint Louis	L	0-4	Austin Peay	L	4-9	UT Martin	W	11-1	UT Martin	W	13-0	at Ole Miss	L	4-6
Jacksonville State	W	5-3	Austin Peay	W	5-3	Arkansas State	W	7-0	UT Martin	W	5-4	at Eastern Kentucky	W	2-1
Jacksonville State	L	3-4	Austin Peay	W	14-8	SIUE	W	8-7	Saint Louis	W	13-1	at Eastern Kentucky	W	7-3
Jacksonville State	L	7-8	Arkansas State	L	4-5	SIUE	W	8-7	Arkansas State	W	6-5	at Eastern Kentucky	W	4-1
Murray State	W	7-1	Eastern Illinois	L	2-4	SIUE	W	12-1	SIUE	L	4-8	at Missouri	W	7-2
Murray State	L	2-7	Eastern Illinois	W	25-6	Southern Illinois	W	5-4	SIUE	W	10-0	at Missouri	L	6-13
Murray State	W	9-8	Eastern Illinois	L	3-13	Austin Peay	L	4-22	SIUE	W	22-8	Morehead State	W	5-1
SIU Edwardsville	W	9-4	Southern Illinois	L	2-3	Austin Peay	W	10-9	Arkansas State	L	10-12	Morehead State	W	5-4
SIU Edwardsville	W	11-4	Jacksonville State	L	8-9	Austin Peay	W	19-7	Austin Peay	L	1-5	Morehead State	W	6-5
SIU Edwardsville	L	7-24	Jacksonville State	L	3-4	Saint Louis	W	6-2	Austin Peay	W	3-2	Harris-Stowe	W	18-10
OVC Tournament			Jacksonville State	L	2-5	Eastern Illinois	W	7-5	Austin Peay	W	12-11	at UT Martin	W	19-6
Jacksonville State	W	4-1	Missouri	W	9-7	Eastern Illinois	W	11-7	Missouri State	L	1-2	at UT Martin	W	15-6
Austin Peay	W	4-3	Murray State	L	0-4	Eastern Illinois	L	3-10	Eastern Illinois	W	21-1	at UT Martin	W	26-2
Eastern Illinois	L	6-7	Murray State	L	4-5	Southern Illinois	L	2-5	Eastern Illinois	L	5-9	SIUE	W	9-5
Austin Peay	L	6-10	Murray State	W	7-4	Jacksonville State	W	11-6	Eastern Illinois	W	5-0	SIUE	W	4-0
Head Coach Steve Bieser			Tennessee Tech	L	1-16	Jacksonville State	W	1-0	Southern Illinois	W	7-4	SIUE	W	20-11
			Tennessee Tech	L	6-11	Jacksonville State	L	3-5	Jacksonville State	W	5-4	Arkansas State	W	4-2
			Tennessee Tech	L	1-5	Missouri	L	5-6	Jacksonville State	W	9-5	at Austin Peay	L	1-6
			Memphis	L	6-8	Murray State	W	6-5	Jacksonville State	W	6-3	at Austin Peay	L	6-8
			Memphis	W	3-2	Murray State	W	8-6	Southern Illinois	L	2-6	at Austin Peay	W	7-3
2013			Memphis	W	9-4	Murray State	L	6-11	Murray State	W	10-3	at Arkansas State	W	13-8
Overall: 26-33														
OVC: 13-17			OVC Tournament			Tennessee Tech	W	12-8	Murray State	W	17-12	Eastern Illinois	W	15-1
New Orleans	W	7-4	Belmont	W	9-6	Tennessee Tech	W	9-8	Murray State	W	10-2	Eastern Illinois	W	12-11
New Orleans	W	6-1	Tennessee Tech	L	1-5	Tennessee Tech	L	10-21	Missouri S&T	W	11-10	Eastern Illinois	W	20-7
New Orleans	W	11-2	Belmont	W	2-1	Vanderbilt	L	4-10	Tennessee Tech	W	9-1	at Saint Louis	W	10-3
Harris-Stowe	W	12-1	Eastern Kentucky	L	9-12	Fort Wayne	W	6-3	Tennessee Tech	L	5-11	at Jacksonville State	L	2-6
Mid-Continent	W	9-1			Fort Wayne	W	9-7	Tennessee Tech	L	10-11	at Jacksonville State	W	13-6	
North Dakota State	L	2-7	2014		Fort Wayne	W	8-6	Missouri	W	8-5	at Jacksonville State	W	11-2	
North Dakota State	L	6-9	Overall: 37-20		OVC Tournament				Indiana State	L	7-8	Murray State	W	10-3
North Dakota State	W	13-7	OVC: 23-7		Eastern Illinois	W	8-6	Indiana State	L	3-4	Murray State	L	3-4	
Saint Louis	L	4-8	Oral Roberts	W	10-4	Tennessee Tech	L	2-9	Indiana State	L	7-8	Murray State	W	7-4
Oral Roberts	L	1-3	Oral Roberts	W	7-5	Jacksonville State	L	2-6	Belmont	W	12-0	Saint Louis	L	8-12
Oral Roberts	L	3-4	Oral Roberts	L	2-6			Belmont	L	5-11	at Tennessee Tech	L	2-7	
Oral Roberts	W	6-5	UALR	L	0-1	2015		Belmont	W	13-7	at Tennessee Tech	L	3-4	
UALR	L	2-3	Harris-Stowe	W	6-4	Overall: 36-23		OVC Tournament			at Tennessee Tech	W	7-1	
UALR	W	4-3	Fort Wayne	W	18-0	OVC: 22-8		Belmont	L	2-7	Stephen F. Austin	L	2-3	
Belmont	W	1-0	Fort Wayne	W	7-6	Bowling Green	L	6-7	Jacksonville State	W	12-4	Stephen F. Austin	W	15-6
Belmont	L	6-11	Fort Wayne	W	6-4	Bowling Green	W	6-5	Tennessee Tech	W	14-1	Stephen F. Austin	W	9-5
Belmont	L	2-6	Arkansas State	L	4-8	Bowling Green	W	5-1	Belmont	W	9-4	Belmont	W	9-2
Creighton	L	2-17	Memphis	L	4-8	Alcorn State	W	13-6	Morehead State	L	3-16	Belmont	L	3-4
Eastern Kentucky	W	8-6	Memphis	L	5-9	Illinois State	L	3-7			Belmont	L	5-6	
Eastern Kentucky	W	5-3	Memphis	L	2-3	Illinois State	L	3-8			OVC Tournament			
Eastern Kentucky	L	1-7	Belmont	W	11-1	Illinois State	L	5-6	Overall: 39-21		Morehead State	W	3-0	
Saint Louis	L	6-7	Belmont	W	6-3	Bradley	L	3-6	OVC: 22-8		Jacksonville State	L	7-11	
Morehead State	L	2-4	Belmont	W	7-0	Bradley	W	7-2	at Lamar	L	1-2	Austin Peay	W	10-4
Morehead State	W	10-5	Missouri State	W	6-5	Bradley	L	0-5	at Lamar	L	1-2	Jacksonville State	W	10-7
Morehead State	L	8-11	Eastern Kentucky	W	15-8	Eastern Kentucky	L	1-5	at Lamar	L	2-5	Jacksonville State	W	14-8
Missouri State	L	4-11	Eastern Kentucky	W	13-11	Eastern Kentucky	W	12-6	at Alcorn State	W	17-4	NCAA Starkville Regional		
UT Martin	W	8-5	Eastern Kentucky	W	9-4	Eastern Kentucky	W	13-1	at Ark.-Pine Bluff	W	10-0	Mississippi State	L	5-9
UT Martin	W	9-6	Saint Louis	L	8-11	Saint Louis	W	9-7	at Ark.-Pine Bluff	W	9-2	Louisiana Tech	L	4-9
UT Martin	W	7-2	Morehead State	L	8-9	Morehead State	W	8-6	at Ark.-Pine Bluff	W	8-2			
Arkansas State	L	8-9	Morehead State	L	1-6	Morehead State	L	7-11	at Southern Illinois	L	5-6			
SIUE	L	0-4	Morehead State	W	7-1	Morehead State	W	14-6	Central Arkansas	W	6-0			
SIUE	W	8-4	Mississippi State	L	2-3	Arkansas	L	3-4	Central Arkansas	L	0-1			
SIUE	W	13-11	UT Martin	W	13-0	Arkansas	W	12-11	Central Arkansas	W	6-2			
Southern Illinois	L	3-25	UT Martin	W	9-3	UT Martin	W	16-2	at Ole Miss	L	2-10			



2022 SOUTHEAST MISSOURI BASEBALL GUIDE

YEARLY RESULTS



Head Coach Andy Sawyers

2017

Overall: 29-26

OVC: 16-14

vs. UT Arlington	W	4-3
at Stephen F. Austin	L	2-3
vs. UT Arlington	L	3-5
at Stephen F. Austin	W	3-1
Western Illinois	W	22-2
Western Illinois	W	5-4
Western Illinois	W	5-1
Purdue	L	0-4
Purdue	L	5-13
Purdue	W	17-7
at Morehead State	L	9-12
at Morehead State	L	5-17
at Morehead State	L	2-3
Missouri State	W	5-4
UT Martin	W	14-1
UT Martin	W	5-4
UT Martin	W	13-4
at Central Arkansas	L	4-5
at SIU Edwardsville	W	8-3
at SIU Edwardsville	L	10-15
at SIU Edwardsville	L	5-7
at #23 Missouri	W	6-5
Austin Peay	W	5-3
Austin Peay	W	10-0
Austin Peay	W	7-11
at Arkansas State	L	1-10
Arkansas State	W	10-4
at Eastern Illinois	W	7-3
at Eastern Illinois	L	4-5
at Eastern Illinois	W	7-6
at Southern Illinois	L	2-4
Jacksonville State	W	7-6
Jacksonville State	W	1-0
Jacksonville State	L	7-17
Saint Louis	W	13-2
at Murray State	L	7-9
at Murray State	W	4-3
at Murray State	L	1-11
Southern Illinois	L	5-7
Tennessee Tech	L	4-8
Tennessee Tech	L	8-9
Tennessee Tech	W	11-9
at Saint Louis	L	5-6
at Western Michigan	W	12-6
at Western Michigan	W	8-5
at Western Michigan	L	6-8
at Belmont	W	4-1
at Belmont	L	5-6
at Belmont	L	10-11
Eastern Kentucky	W	14-6

Eastern Kentucky	W	8-4
Eastern Kentucky	W	16-3

OVC Tournament

vs. Jacksonville State	W	13-10
vs. Tennessee Tech	L	9-14
vs. Murray State	L	5-8

2018

Overall: 27-30

OVC: 20-10

at College of Charleston	L	3-6
at College of Charleston	L	0-6
at College of Charleston	L	4-5
at Arkansas State	L	6-7
Bowling Green	L	7-9
Bowling Green	W	8-4
Bowling Green	L	2-5
Bowling Green	W	9-7
at Memphis	L	2-3
South Dakota State	W	12-8
South Dakota State	L	4-7
South Dakota State	L	5-6
Southern Illinois	L	0-5
Morehead State	W	5-4
Morehead State	W	10-3
Morehead State	L	4-8
at Central Arkansas	L	3-7
at Central Arkansas	L	4-5
at Central Arkansas	L	4-5
at UT Martin	L	7-8
at UT Martin	W	17-1
at UT Martin	W	8-7
at Missouri State	L	5-10
SIUE	W	11-6
SIUE	W	7-0
SIUE	W	11-10
at Austin Peay	L	5-6
at Austin Peay	L	6-7
at Austin Peay	W	20-4
Saint Louis	W	4-2
Eastern Illinois	L	3-5
Eastern Illinois	W	3-1
Eastern Illinois	W	13-1
McKendree	W	15-0
at Jacksonville State	L	0-7
at Jacksonville State	L	6-7 ^(11 inn.)
at Jacksonville State	W	4-1
Saint Louis	W	10-8
Murray State	W	7-4
Murray State	W	8-6
Murray State	W	7-5
at Southern Illinois	L	0-2
at Tennessee Tech	L	6-7
at Tennessee Tech	L	2-6
at Tennessee Tech	W	10-6
at Saint Louis	L	2-5

at Lipscomb	L	6-7
at Lipscomb	L	7-8

OVC Tournament

Belmont	W	9-8
Belmont	W	9-8
Belmont	L	6-10
at Georgia Tech	L	5-8
at Eastern Kentucky	W	7-6
at Eastern Kentucky	W	10-9

2019

Overall: 23-32

OVC: 10-20

vs. Murray State	W	5-2
vs. Morehead State	L	9-18
vs. Jacksonville State	L	0-11
Western Michigan	W	5-1
Western Michigan	W	8-4
Western Michigan	W	9-8
Harris-Stowe	W	13-0
Western Illinois	L	2-9
Western Illinois	W	14-2
Western Illinois	L	2-5
@ #1 Vanderbilt	L	3-11
Purdue-Fort Wayne	W	12-4
Purdue-Fort Wayne	W	10-1
Purdue-Fort Wayne	W	14-1
Southern Illinois	W	11-9
UT Martin	W	4-1
UT Martin	L	0-3
UT Martin	L	0-1
Illinois State	L	6-18
@ Southern Illinois	L	1-4
@ SIU Edwardsville	W	8-6
@ SIU Edwardsville	L	3-9
@ SIU Edwardsville	L	2-3
Memphis	W	7-6
Austin Peay	L	2-4
Austin Peay	W	7-4
Austin Peay	L	2-10
Arkansas State	L	2-11
@ Eastern Illinois	W	10-9
@ Eastern Illinois	L	0-1
@ Eastern Illinois	L	6-9
Missouri State	L	2-8
Jacksonville State	L	3-4
Jacksonville State	W	9-8
Jacksonville State	L	7-8
@ Saint Louis	L	6-15
@ Murray State	L	5-9
@ Murray State	W	4-2
@ Murray State	L	5-6
@ Arkansas State	L	4-8
Tennessee Tech	L	3-9
Tennessee Tech	L	8-13

Tennessee Tech	W	9-4
Saint Louis	W	8-4

OVC Tournament

McKendree	W	4-1
@ Purdue	L	3-8
@ Purdue	W	3-2
@ Purdue	L	2-6
@ Missouri	L	6-21
@ Belmont	L	7-8
@ Belmont	W	10-6
@ Belmont	W	3-1
Eastern Kentucky	W	3-2
Eastern Kentucky	L	5-7
Eastern Kentucky	L	3-6
@ Morehead State	L	9-13
@ Morehead State	L	3-8
@ Morehead State	L	7-8

2020

Overall: 9-8

OVC: 2-1

@ UL Monroe	L	1-5
@ UL Monroe	L	4-13
@ UL Monroe	W	6-2
@ Kentucky	L	4-9
Northern Illinois	L	4-7
Northern Illinois	L	5-7
Northern Illinois	W	16-15
Northern Illinois	L	5-11
Ohio	W	3-0
Ohio	W	3-0
Ohio	W	9-2
Ohio	W	9-7
@ Arkansas State	W	5-3
@ UT Martin	W	16-6
@ UT Martin	W	22-4
@ UT Martin	L	13-14
@ Southern Illinois	L	4-6
Season shortened due to COVID-19 pandemic		

@ SIU Edwardsville	W	6-3
@ SIU Edwardsville	W	6-4

OVC Tournament

@ Saint Louis	W	8-6
Austin Peay	W	6-3
Austin Peay	W	6-5
Austin Peay	L	11-12
#22 Southern Illinois	L	4-21
@ Eastern Illinois	W	3-2
@ Eastern Illinois	L	2-9
@ Eastern Illinois	L	4-8
Missouri State	L	8-9
Jacksonville State	W	6-5
Jacksonville State	L	4-8
Jacksonville State	W	8-3
@ Murray State	W	8-3
@ Murray State	W	12-8
@ Murray State	L	6-11
@ UT Martin	W	8-1
Tennessee Tech	W	7-3
Tennessee Tech	L	1-9
Tennessee Tech	W	7-2
@ Austin Peay	W	16-3
@ Belmont	W	12-0
@ Belmont	L	1-4
@ Belmont	W	5-0
Eastern Kentucky	W	6-2
Eastern Kentucky	L	0-8
Eastern Kentucky	W	7-6
@ Lipscomb	W	3-2
@ Lipscomb	L	0-3
@ Lipscomb	W	8-4
UT Martin	W	6-2
UT Martin	W	3-2
UT Martin	L	2-9

OVC Tournament

Austin Peay	W	11-8
Murray State	W	6-5
Murray State	L	1-10
Murray State	W	10-1

NCAA Oxford Regional

@ #12 Ole Miss	L	3-6
Southern Mississippi	L	0-21

OVC TOURNAMENT CHAMPIONS | 1998 • 2002 • 2016 • 2021

NCAA TOURNAMENT | 1998 • 2002 • 2016 • 2021



2022 SOUTHEAST MISSOURI BASEBALL GUIDE

ANNUAL LEADERS



<u>Year</u>	<u>Name</u>	<u>Position</u>	<u>Team</u>	<u>Round</u>	<u>Pick</u>
1966	Stephen Vaughn	Outfield	Chicago White Sox	20	398
1974	Galen McSpadden	Left-Handed Pitcher	San Diego Padres	6	121
1977	Daniel Weiser	Shortstop	Kansas City Royals	20	510
1981	Robert Gonsoulin	Infield	San Diego Padres	28	693
1985	Joe Schultz	Right-Handed Pitcher	Houston Astros	11	274
1988	Brian Harper	Left-Handed Pitcher	Philadelphia Phillies	30	770
1989	Steve Bieser	Outfield	Philadelphia Phillies	32	820
1992	Scott Hollrah	Right-Handed Pitcher	Chicago White Sox	33	932
1995	Rex Crosnoe	Catcher	Cleveland Indians	46	1280
	Kerry Robinson	Outfield	St. Louis Cardinals	34	939
1997	David Siboda	Right-Handed Pitcher	Toronto Blue Jays	48	1381
	LaMonte Collier	Shortstop	Philadelphia Phillies	34	1016
1999	Ryan Spille	Left-Handed Pitcher	Toronto Blue Jays	19	583
2000	Danny Huesgen	Right-Handed Pitcher	Toronto Blue Jays	38	1138
	Jeremy Johnson	Outfield	Toronto Blue Jays	26	778
2001	Todd Pennington	Right-Handed Pitcher	Cleveland Indians	46	1376
2002	Zach Borowiak	Shortstop	San Francisco Giants	49	1455
	Brandon Smith	Right-Handed Pitcher	Boston Red Sox	18	538
2003	Tim Alvarez	Left-Handed Pitcher	San Francisco Giants	36	1083
	Zach Borowiak	Shortstop	Boston Red Sox	14	414
2009	Jim Klocke	Catcher	St. Louis Cardinals	46	1389
2010	Jim Klocke	Catcher	Philadelphia Phillies	31	951
2011	Logan Mahon	Left-Handed Pitcher	Colorado Rockies	22	678
2012	Trenton Moses	Third Base	Atlanta Braves	26	809
	Shae Simmons	Right-Handed Pitcher	Atlanta Braves	22	689
2014	Matt Tellor	First Base	Atlanta Braves	10	313
2015	Alex Winkelman	Left-Handed Pitcher	Houston Astros	21	619
2016	Branden Boggetto	Shortstop	Washington Nationals	25	754
	Joey Lucchesi	Left-Handed Pitcher	San Diego Padres	4	114
2018	Carlos Vega	Right-Handed Pitcher	Chicago Cubs	21	638
2021	Dylan Dodd	Left-Handed Pitcher	Atlanta Braves	3	96



#LETSSOAR

THIS IS SEMO



BRING YOUR BIG IDEAS.

**And make
them count.**

Your big ideas will be in good company here. Whatever you choose to study, chances are the program is at the head of its class. And if you're at the head of yours, you can join our honors program and elevate your learning experience even further.



SOUTHEAST MISSOURI
STATE UNIVERSITY • 1873



**SOUTHEAST BOASTS 20+ NATIONALLY
AND INTERNATIONALLY ACCREDITED
PROGRAMS, INCLUDING:**

- / ATHLETIC TRAINING
- / BUSINESS
- / CHEMISTRY
- / COMPUTER SCIENCE
- / DIETETICS
- / EDUCATION
- / ENGINEERING PHYSICS
- / INTERIOR DESIGN
- / MASS COMMUNICATION
- / MUSIC
- / NURSING
- / SOCIAL WORK
- / THEATRE



**GETTING INTO MEDICAL
SCHOOL ISN'T EASY —
WE JUST MAKE IT LOOK
THAT WAY. SOUTHEAST'S
PRE-MED STUDENTS ARE
ACCEPTED TO**

**medical
school well
above the
national
average.**

Like our students, Southeast faculty members come from around the country, hailing from leading institutions such as:

- / Boston Conservatory of Music
- / Carnegie Mellon University
- / Harvard University
- / Pennsylvania State University
- / Purdue University
- / Texas A&M University
- / Tulane University
- / University of Florida
- / University of Michigan
- / Vanderbilt University
- / Yale University



**THE DONALD L. HARRISON
COLLEGE OF BUSINESS
CONSISTENTLY MAKES THE
PRINCETON REVIEW'S LIST OF
top business
schools.**

**COME HERE
AS A STUDENT.**

**And go
anywhere
as a
teacher.**

**Southeast education
graduates work as faculty
members in school districts
across the nation, and in
more than 35 countries
around the world.**

**1:21
faculty-
student
ratio**

**Full-time
faculty**

**lead most classes, not
teaching assistants —
starting with freshman year.**



ROLL UP YOUR SLEEVES AND GET DOWN TO BUSINESS.

Or education, public policy, communications or journalism — whatever your major, expect to learn a lot in class and even more in practice. And here, that practice happens on the latest technology and in real-world settings. You'll experiment and collaborate in just about all of your coursework. And you'll put new knowledge into action right from the start.



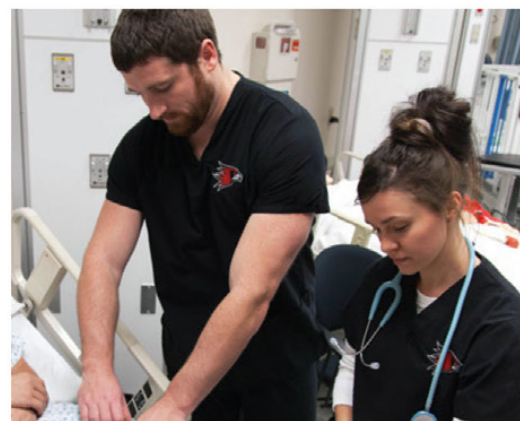
YOUR NEXT BIG IDEA could happen anywhere. But you'll give it legs and watch it run at **Catapult Creative House**, our student-run idea incubator and launchpad for innovation. Get to work in our creative labs, 3D modeling and printing gallery, and impact studio. It's where you'll turn your concepts into prototypes, your prototypes into products, and your products into sales.

THE BEST PLACE TO LEARN ABOUT U.S. POLICY is where it's actually being shaped. So you'll go to the **Center for Strategic and International Studies (CSIS) in Washington, D.C.**, for part of our University Studies course. For four exhilarating days, you'll work directly with researchers and consultants who advise national leaders. And if you're really on top of your game, you may end up influencing the strategies you've come to study.

INTERNSHIPS

RÉSUMÉS ARE BUILT—NOT WRITTEN.

The workforce is just that: a force. And it's one you'll meet head on at Southeast Missouri State. We'll help you find internships (that's plural on purpose) and coach you through any challenges or questions that come your way.



SET OUT AND JOIN IN.

Earn your wings early. Chew your way into campus history. Share your musical gift. Meet your new brothers or sisters. Whatever you do — whether it's joining a club or carrying on a tradition — just know that you won't do it alone (except the chewing part).

21

SOCIAL FRATERNITIES AND SORORITIES

Representing the IFC, Panhellenic and NPHC Councils. Many of them call Greek Hill home.

And in Fall 2016, a new Greek Village will open on campus, providing an expanded Greek community where thousands of students will make new memories of brotherhood and sisterhood.



180+ student groups

With organizations on campus from A (Adult Recess improv group) to Z (Zeta Phi Beta Sorority), there's something to meet every professional, social, recreational or religious interest. And if you can't find what you're looking for, form your own group.

We honor our heritage by sticking to our traditions.

Some of them, quite literally. For years, students have been making the trek up **Cardiac Hill** (a tradition in its own right) to add their chewing gum to our infamous **Gum Tree**.

MAKE ART THAT INSPIRES.

And do it on
a campus
that's equally
inspiring.



Built
our R
Miss
arts. I
in the
Perfo
Come
the la
breat

Dobbins River Campus Center

Inside this living-learning center, you can make a masterpiece, make dinner and make your bed without ever leaving the **River Campus**.

In addition to a residence hall, dining facilities and contemporary classrooms, the **Cultural Arts Center** offers professional-level theatres, costume and scene shops, music rehearsal and gallery space, and dance and art studios — each equipped to inspire ovation-worthy works of art.





on the banks of the Mississippi,
River Campus is the only one in
ouri dedicated entirely to the
But you don't have to be a student
e **Holland School of Visual and**
Performing Arts to appreciate it.
e catch a performance. Explore
test exhibits. Or just enjoy the
htaking river views.

Five venues for exhibiting your
talent — including theatres, a
recital hall and galleries — set
the stage for

**more than
a hundred
different
events
each year.**

Among our student-produced
musical performances, you'll hear
everything from the classics to the
contemporary — including Brahms'
Double Concerto in A Minor and
Andrew Lipka's *The Addams Family*.



**Southeast makes it
affordable to do what
you dream of doing,
and we're recognized
as one of the country's
institutions with
the least indebted
students.**

LEARN MORE

about our \$17 million in
annual scholarships at
semo.edu/scholarships.

**SEE FOR YOURSELF
WHAT YOU'LL DO HERE**

Call us at **(573) 651-2590**
or schedule a visit at
semo.edu/visit.

OFFICE OF ADMISSIONS

One University Plaza, MS 3550
Academic Hall 100D
Cape Girardeau, Missouri 63701

573.651.2590

admissions@semo.edu

APPLY

We can't wait to see what you do.
But first, you'll need to get in.
semo.edu/apply



#LETSSOAR



**DO
YOU
HAVE
THE
WILL
TO**

**serve all
community
members?**



**SOUTHEAST MISSOURI
STATE UNIVERSITY • 1873**

2022 SCHEDULE



Jevon Mason
Preseason All-OVC

FEBRUARY

18	at #22 Dallas Baptist	6:30 p.m.
19	at #22 Dallas Baptist	2 p.m.
20	at #22 Dallas Baptist	1 p.m.
22	at Kentucky	4 p.m.
25	BELLARMINE	3 P.M.
26	BELLARMINE	2 P.M.
27	BELLARMINE	1 P.M.

MARCH

1	SAINT LOUIS	3 P.M.
4	BRADLEY	3 P.M.
5	BRADLEY	2 P.M.
6	BRADLEY	1 P.M.
8	at Arkansas State	6 p.m.
11	VALPARAISO	3 P.M.
12	VALPARAISO	2 P.M.
13	VALPARAISO	1 P.M.
15	at Indiana State	2 p.m.
16	at Indiana State	2 p.m.
18	at Missouri State	3 p.m.
19	at Missouri State	2 p.m.
20	at Missouri State	1 p.m.
25	SIU EDWARDSVILLE* ESPN+	6 P.M.
26	SIU EDWARDSVILLE* ESPN+	2 P.M.
27	SIU EDWARDSVILLE* ESPN+	1 P.M.
29	at Saint Louis	3 p.m.

APRIL

1	at Austin Peay*	6 p.m.
2	at Austin Peay*	1 p.m.
3	at Austin Peay*	1 p.m.
5	ARKANSAS STATE	6 P.M.
8	MURRAY STATE* ESPN+	6 P.M.
9	MURRAY STATE* ESPN+	2 P.M.
10	MURRAY STATE* ESPN+	1 P.M.
12	SOUTHERN ILLINOIS	6 P.M.
14	at Tennessee Tech*	6 p.m.
15	at Tennessee Tech*	2 p.m.
16	at Tennessee Tech*	1 p.m.
19	at Ole Miss	6:30 p.m.
22	MOREHEAD STATE* ESPN+	6 P.M.
23	MOREHEAD STATE* ESPN+	2 P.M.
24	MOREHEAD STATE* ESPN+	1 P.M.
26	at Southern Illinois	6 p.m.
29	at Belmont*	5 p.m.
30	at Belmont*	2 p.m.

MAY

1	at Belmont*	1 p.m.
3	at Missouri	6:30 p.m.
6	at Oklahoma State	6 p.m.
7	at Oklahoma State	6 p.m.
8	at Oklahoma State	1 p.m.
10	MISSOURI STATE	5 P.M.
13	UT MARTIN* ESPN+	6 P.M.
14	UT MARTIN* ESPN+	2 P.M.
15	UT MARTIN* ESPN+	1 P.M.
19	at Eastern Illinois*	3 p.m.
20	at Eastern Illinois*	1 p.m.
21	at Eastern Illinois*	1 p.m.
25-28	OVC Tournament	Lexington, Ky.

All Times Central & Subject to Change
Home Games in **RED**

* - Ohio Valley Conference Game

ISEMOREDHAWKS.COM